







LEGEND

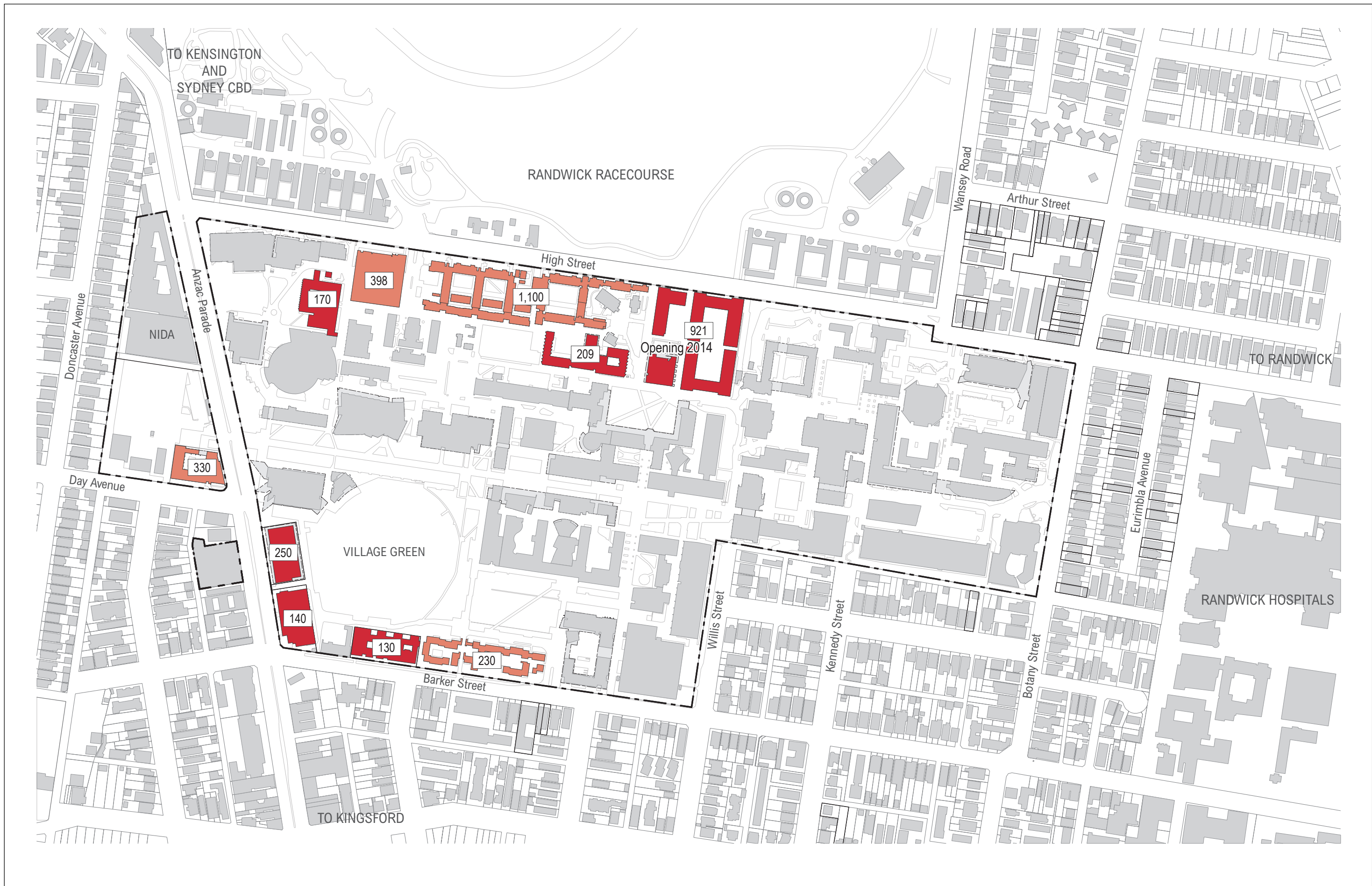
 Significant Trees - DCP	 Significant Trees - DCP, RCC Significant Tree Register	 Non-Significant Trees
 Significant Trees - DCP, RCC Significant tree Register UNSW Boundary Tree Plan	 Significant Trees - DCP, UNSW Boundary Tree Plan	



ASPECT Studios[®]
Tzannes Associates ARCHITECTURE URBAN DESIGN

CBD & South East Light Rail Project
EIS Response for UNSW
UNSW SIGNIFICANT TREE PLAN

SCALE 1:500 @ A3	DRAWN TA TH	CHECKED SC	DATE 12/13/13	PROJECT 13040	DRAWING 40	REVISION A
------------------------	----------------	---------------	------------------	------------------	---------------	---------------



LEGEND

Catered Colleges, 1,850 (2014)

Self Catered Apartments, 2,058 (2013)

100

Number of Beds

UNSW
AUSTRALIA

ASPECT Studios[®]

Tzannes Associates ARCHITECTURE URBAN DESIGN

SCALE 1:4000 @A3	DRAWN KG	CHECKED AW	DATE 06/12/13	PROJECT 13040	DRAWING 41	REVISION A
---------------------	-------------	---------------	------------------	-------------------------	----------------------	----------------------

CBD & South East Light Rail Project
EIS Response for UNSW

Student Housing on Campus

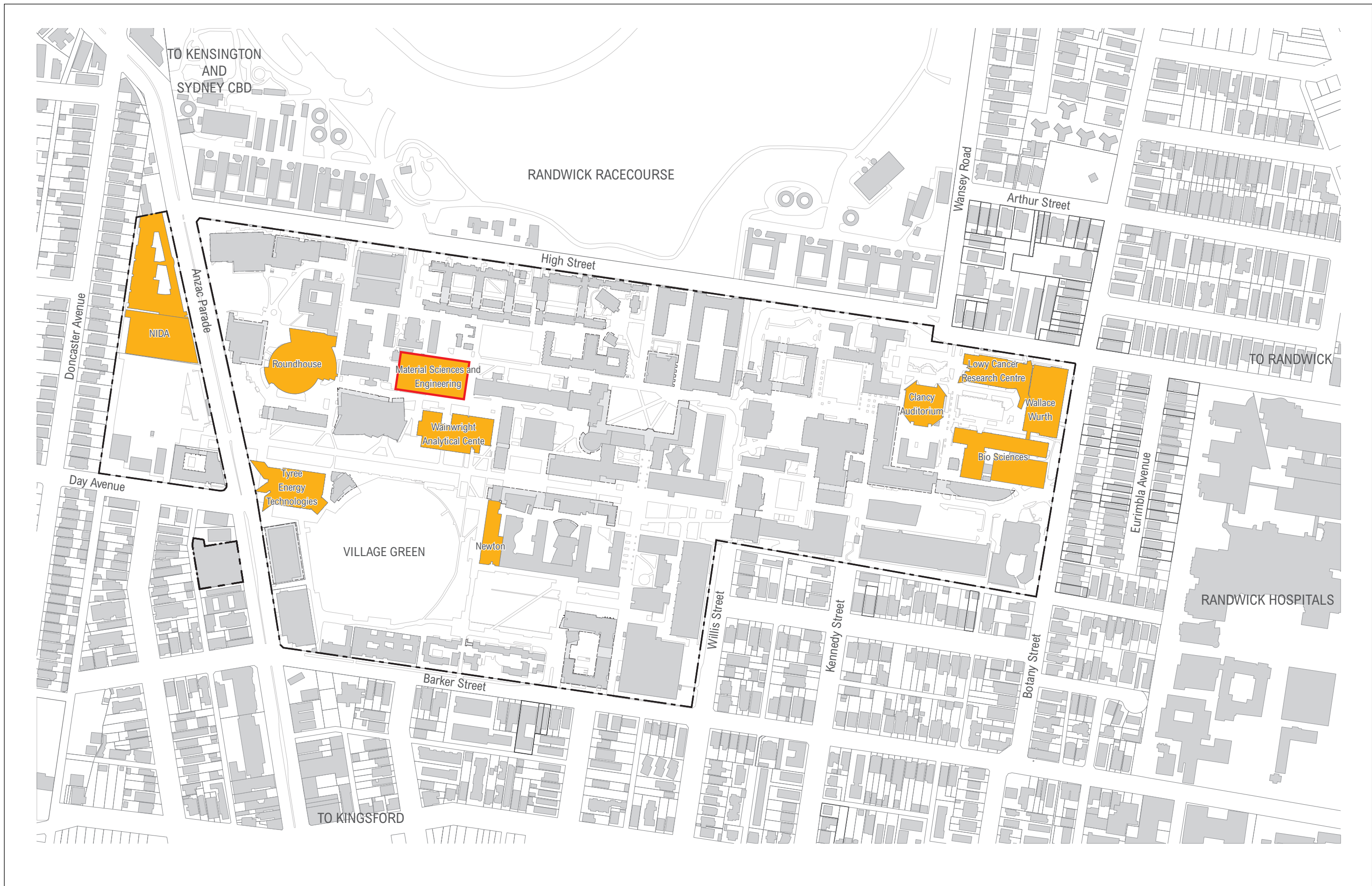
TO KENSINGTON AND SYDNEY CBD

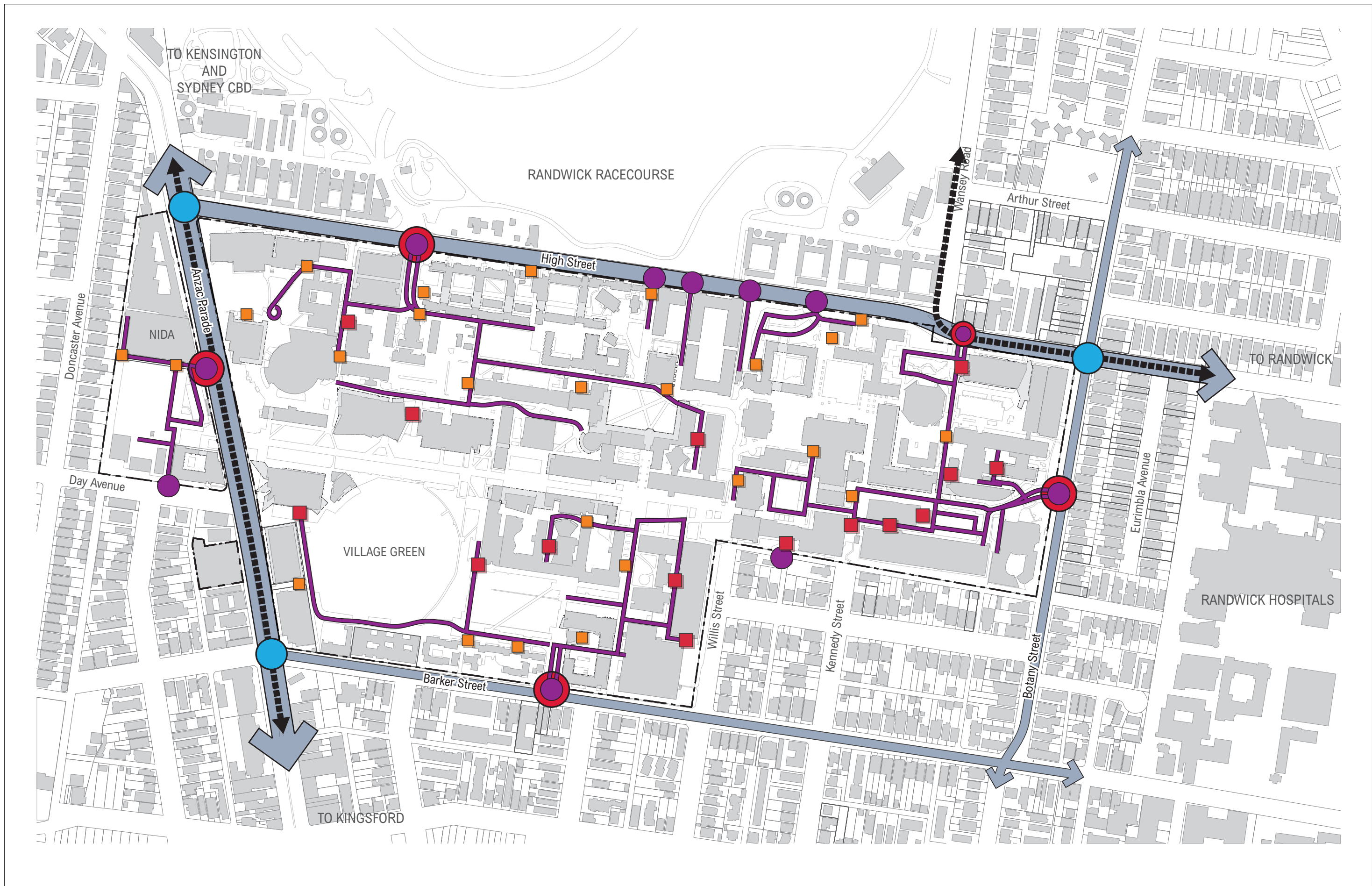
RANDWICK RACECOURSE

TO RANDWICK

RANDWICK HOSPITALS

TO KINGSFORD





LEGEND <div style="display: flex; justify-content: space-around;"> <div style="text-align: center;"> ■ Loading docks ■ Special deliveries loading dock ↔ Light rail route </div> <div style="text-align: center;"> ● Important road intersections for service and emergency vehicles ● Access points for special deliveries Must retain access for an 18m articulated truck </div> <div style="text-align: center;"> — General service and emergency access points Must retain access for: • Fire trucks • Garbage trucks • 6-9 tonne Pantec </div> </div>	
--------------------------------------------------------------------------------------------------------------------------------------------------------------------------------------------------------------------------------------------------------------------------------------------------------------------------------------------------------------------------------------------------------------------------------------------------------------------------------------------------------------------------------------------------------------------------------------------------------------------------------------------------------------------------------------------------------------------------------------------------------------------------------------------------------------------------------------------------------------------------------------------------------------------------	--

ASPECT Studios™
Tzannes Associates ARCHITECTURE URBAN DESIGN

CBD & South East Light Rail Project EIS Response for UNSW			
Campus Operations and Delivery Access			
SCALE 1:4000 @A3	DRAWN KG	CHECKED AW	DATE 06/12/13
PROJECT 13040	DRAWING 43	REVISION A	