Area Schedule (GFA Area Scheme)_LG		
Number	Name	Area
A-1	ADMIN GF	550.8 m²
B-1	BELMONT ROOM	91.5 m²
GP-1	LG GARDEN PAVILLION	66.8 m²
GP-2	GARDEN PAVILLION GF	1055.4 m²
GP-3	FF CLINICAL SUPPORT	119.5 m²
L-1	BOH LINK	171.2 m²
P-1	LG ST PAUL	105.5 m²
P-2	ST PAUL's GF	171.2 m²
R-1	RESIDENCES GF	2235.3 m²
R-2	FF RESIDENCES	2208.1 m²
W-1	WELLNESS CENTRE	728.4 m²
X-1	LG XAVIER	1223.2 m²
X-2	XAVIER GF	1285.3 m²
Grand total: 13		10012.2 m²

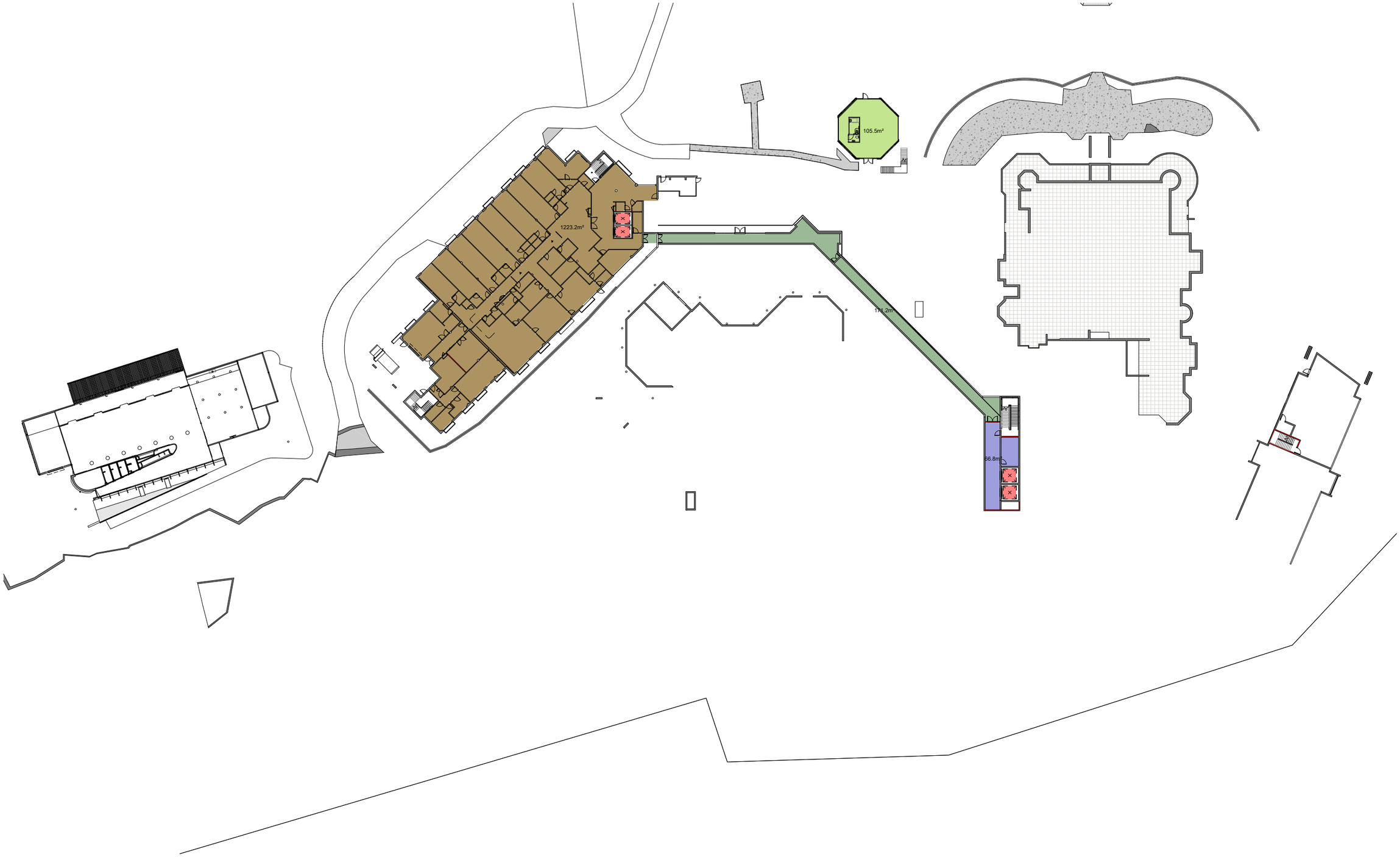

KEY PLAN

REV	DESCRIPTION	DRN	DATE
A	INSPIM ISSUE FOR INFORMATION	STH	07/04/21

- 66.8 m²
- 88.8 m²
- 91.5 m²
- 105.5 m²
- 119.5 m²
- 171.2 m²
- 550.8 m²
- 728.4 m²
- 1055.4 m²
- 1223.2 m²
- 1243.0 m²
- 1268.4 m²
- 1285.3 m²
- 1349.8 m²
- 2208.1 m²
- 2235.3 m²

COPYRIGHT

ALL RIGHTS RESERVED. THIS WORK IS COPYRIGHT AND CANNOT BE REPRODUCED OR COPIED IN ANY FORM OR BY ANY MEANS (GRAPHIC, ELECTRONIC OR MECHANICAL, INCLUDING PHOTOCOPYING) WITHOUT THE WRITTEN PERMISSION OF THE PRINCIPAL UNDER THE TERMS OF THE CONTRACT. ANY LICENCE, EXPRESS OR IMPLIED, TO USE THE DOCUMENT FOR ANY PURPOSE WHATSOEVER IS RESTRICTED TO THE TERMS OF THE AGREEMENT OR IMPLIED AGREEMENT WITH THE PRINCIPAL UNDER THE TERMS OF THE CONTRACT.

DIMENSIONS

USE FIGURED DIMENSIONS. DO NOT SCALE. CONTRACTORS MUST VERIFY ALL DIMENSIONS ON THE SITE BEFORE COMMENCING ANY WORK OR MAKING ANY SHOP DRAWING WHICH MUST BE SUBMITTED AND REVIEWED BEFORE MANUFACTURE.

FIXTURES, FITTINGS & EQUIPMENT SPECIFICATIONS

SUBSTITUTE FF&E EQUIPMENT SPECIFICATIONS
THE FIT-OUT DESIGN AND DOCUMENTATION HAS BEEN COMPLETED ON THE BASIS OF FF&E AND EQUIPMENT ADVISED TO THIS OFFICE AT THE TIME OF BRIEFING THE DESIGN. THE DESIGN PROVISIONS FOR FF&E AND EQUIPMENT INCORPORATES SPATIAL ALLOCATIONS, SERVICING, LOADING AND ACCESS CLEARANCES AND WHERE APPROPRIATE SERVICES REQUIREMENTS, HAVING DUE REGARD FOR SURROUNDING FIXTURES AND FITTINGS. IT SHOULD BE NOTED THAT SUBSTITUTE FF&E OR EQUIPMENT WITH ALTERNATE SPECIFICATIONS SHOULD NOT BE PROCURED PRIOR TO VALIDATING THOSE SPECIFICATIONS AGAINST THE ITEM CONTROL SCHEDULE AND DESIGN PROVISIONS IN THE MODEL. THIS OFFICE ACCEPTS NO RESPONSIBILITY FOR THE PROCUREMENT OF SUBSTITUTE FF&E AND EQUIPMENT WHICH HAS NOT BEEN REVIEWED AND VALIDATED AGAINST THE ORIGINAL DESIGN PROVISIONS.

SERVICE POINTS DISCLAIMER

THE SERVICE POINTS IDENTIFIED ON THESE DRAWINGS HAVE BEEN OVERLAYED FROM THE BUILDING SERVICES ENGINEERING MODEL, AND ARE PROVIDED FOR INFORMATION AND SET-OUT PURPOSES ONLY. WE HAVE BEEN ADVISED BY THE SERVICES ENGINEERS THAT THE POINTS REPRESENTED ON THESE DRAWINGS ARE CORRECT AT THE TIME OF PUBLICATION. THIS OFFICE DOES NOT WARRANT THE ACCURACY OF THIS DATA. REFER TO THE BUILDING SERVICES ENGINEERING DOCUMENTATION FOR THE INSTALLATION OF THE SERVICES POINTS, AND THE INTERFACE BETWEEN THE SERVICES POINTS AND THE RESPECTIVE ENGINEERING SYSTEMS.

ISSUED FOR INFORMATION

ARCHITECTS

STH

ABN: 21 134 476 088
PELACO COMPLEX, BUILDING 3, LEVEL 2
21-31 GOODWOOD ST, RICHMOND VIC 3121, AUSTRALIA
PH: (03) 9885 2333 FAX: (03) 9885 2455

THIS ARCHITECTURAL DESIGN IS THE COPYRIGHT OF SILVER THOMAS HANLEY (AUS) PTY LTD ABN 21 134 476 088 AND SHALL NOT BE REPRODUCED WITHOUT THEIR WRITTEN PERMISSION

CLIENT

ST JOHN OF GOD Health Care

JOHNSTAFF

PROJECT

ST JOHN OF GOD RICHMOND HOSPITAL DESIGN DEVELOPMENT

177 GROSE VALE ROAD, NORTH RICHMOND, NSW, 2753

DRAWING TITLE

AREA PLAN - LOWER GROUND

SCALE	DATE	DRAWN BY	CHECKED
1 : 250@A0	07/04/21	SV	KW

PROJECT No	DRAWING No	REVISION
10444	R-A00-100	A

Area Schedule (GFA Area Scheme)_GF		
Number	Name	Area
A-1	ADMIN GF	550.8 m²
B-1	BELMONT ROOM	91.5 m²
GP-1	LG GARDEN PAVILLION	66.8 m²
GP-2	GARDEN PAVILLION GF	1055.4 m²
GP-3	FF CLINICAL SUPPORT	119.5 m²
L-1	BOH LINK	171.2 m²
P-1	LG ST PAUL	105.5 m²
P-2	ST PAUL's GF	171.2 m²
R-1	RESIDENCES GF	2235.3 m²
R-2	FF RESIDENCES	2208.1 m²
W-1	WELLNESS CENTRE	728.4 m²
X-1	LG XAVIER	1223.2 m²
X-2	XAVIER GF	1285.3 m²
Grand total: 13		10012.2 m²

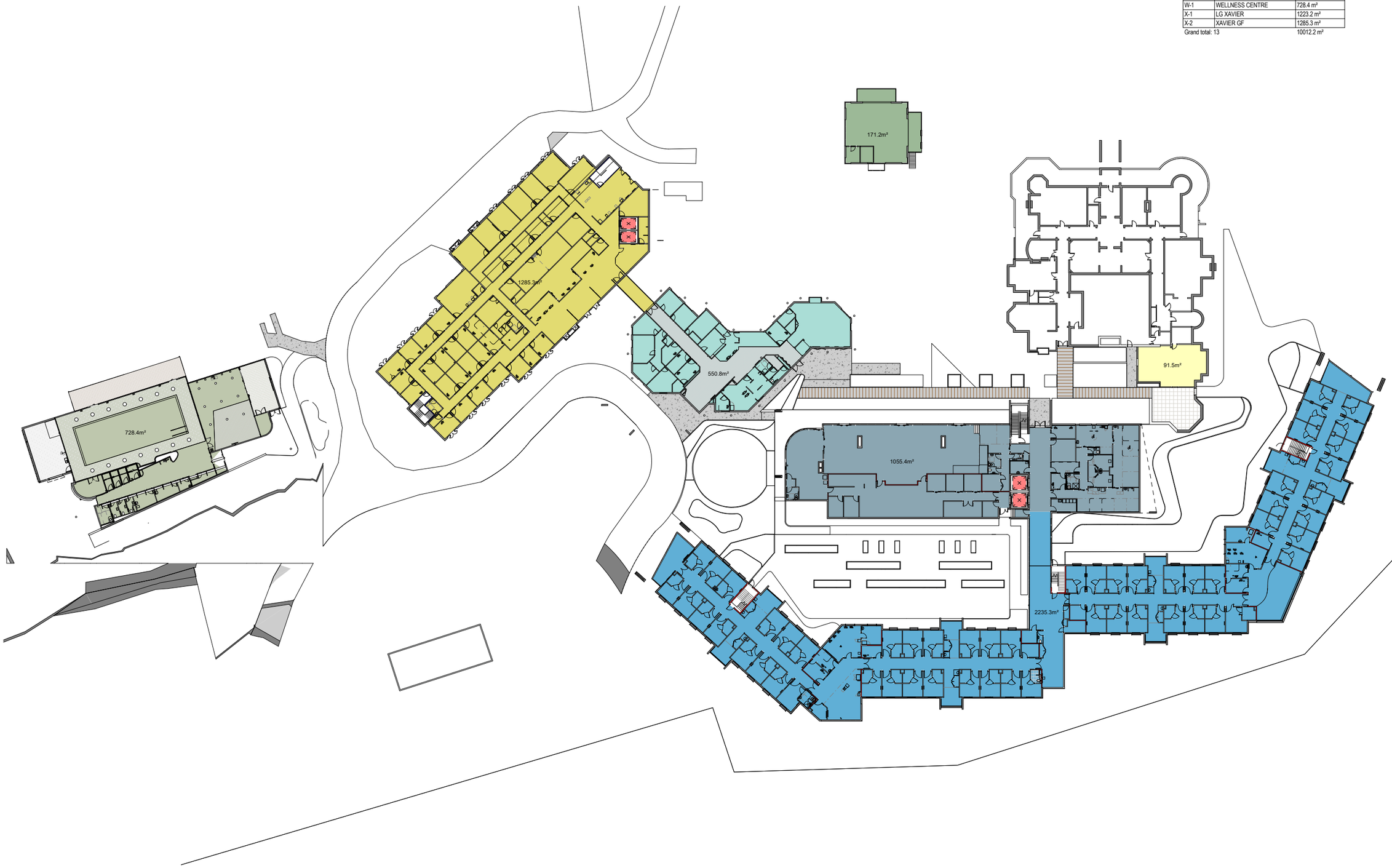

KEY PLAN

REV	DESCRIPTION	DRN	DATE
A	IN3P44 ISSUE FOR INFORMATION	STH	07/04/21

- 66.8 m²
- 88.8 m²
- 91.5 m²
- 105.5 m²
- 119.5 m²
- 171.2 m²
- 550.8 m²
- 728.4 m²
- 1055.4 m²
- 1223.2 m²
- 1243.0 m²
- 1268.4 m²
- 1285.3 m²
- 1349.8 m²
- 2208.1 m²
- 2235.3 m²

COPYRIGHT

ALL RIGHTS RESERVED. THIS WORK IS COPYRIGHT AND CANNOT BE REPRODUCED OR COPIED IN ANY FORM OR BY ANY MEANS (GRAPHIC, ELECTRONIC OR MECHANICAL, INCLUDING PHOTOCOPYING) WITHOUT THE WRITTEN PERMISSION OF THE PRINCIPAL UNDER THE TERMS OF THE CONTRACT. ANY LICENCE, EXPRESS OR IMPLIED, TO USE THE DOCUMENT FOR ANY PURPOSE WHATSOEVER IS RESTRICTED TO THE TERMS OF THE AGREEMENT OR IMPLIED AGREEMENT WITH THE PRINCIPAL UNDER THE TERMS OF THE CONTRACT.

DIMENSIONS

USE FIGURED DIMENSIONS. DO NOT SCALE. CONTRACTORS MUST VERIFY ALL DIMENSIONS ON THE SITE BEFORE COMMENCING ANY WORK OR MAKING ANY SHOP DRAWING WHICH MUST BE SUBMITTED AND REVIEWED BEFORE MANUFACTURE.

FIXTURES, FITTINGS & EQUIPMENT SPECIFICATIONS

SUBSTITUTE FF&E EQUIPMENT SPECIFICATIONS
THE FIT-OUT DESIGN AND DOCUMENTATION HAS BEEN COMPLETED ON THE BASIS OF FF&E AND EQUIPMENT ADVISED TO THIS OFFICE AT THE TIME OF BRIEFING THE DESIGN. THE DESIGN PROVISIONS FOR FF&E AND EQUIPMENT INCORPORATES SPATIAL ALLOCATIONS, SERVICING, LOADING AND ACCESS CLEARANCES AND WHERE APPROPRIATE SERVICES REQUIREMENTS, HAVING DUE REGARD FOR SURROUNDING FIXTURES AND FITTINGS. IT SHOULD BE NOTED THAT SUBSTITUTE FF&E OR EQUIPMENT WITH ALTERNATE SPECIFICATIONS SHOULD NOT BE PROCURED PRIOR TO VALIDATING THOSE SPECIFICATIONS AGAINST THE ITEM CONTROL SCHEDULE AND DESIGN PROVISIONS IN THE MODEL. THIS OFFICE ACCEPTS NO RESPONSIBILITY FOR THE PROCUREMENT OF SUBSTITUTE FF&E AND EQUIPMENT WHICH HAS NOT BEEN REVIEWED AND VALIDATED AGAINST THE ORIGINAL DESIGN PROVISIONS.

SERVICE POINTS DISCLAIMER

THE SERVICE POINTS IDENTIFIED ON THESE DRAWINGS HAVE BEEN OVERLAYED FROM THE BUILDING SERVICES ENGINEERING MODEL, AND ARE PROVIDED FOR INFORMATION AND SET-OUT PURPOSES ONLY. WE HAVE BEEN ADVISED BY THE SERVICES ENGINEERS THAT THE POINTS REPRESENTED ON THESE DRAWINGS ARE CORRECT AT THE TIME OF PUBLICATION. THIS OFFICE DOES NOT WARRANT THE ACCURACY OF THIS DATA. REFER TO THE BUILDING SERVICES ENGINEERING DOCUMENTATION FOR THE INSTALLATION OF THE SERVICES POINTS, AND THE INTERFACE BETWEEN THE SERVICES POINTS AND THE RESPECTIVE ENGINEERING SYSTEMS.

ISSUED FOR INFORMATION

ARCHITECTS

STH

ABN: 21 134 476 065
PELACO COMPLEX, BUILDING 3, LEVEL 2
21-31 GOODWOOD ST, RICHMOND VIC 3121, AUSTRALIA
PH: (03) 9886 2333 FAX: (03) 9886 2406

THIS ARCHITECTURAL DESIGN IS THE COPYRIGHT OF SILVER THOMAS HANLEY (AUS) PTY LTD ABN 21 134 476 065 AND SHALL NOT BE REPRODUCED WITHOUT THEIR WRITTEN PERMISSION

CLIENT

ST JOHN OF GOD Health Care

JOHNSTAFF

PROJECT

ST JOHN OF GOD RICHMOND HOSPITAL DESIGN DEVELOPMENT

177 GROSE VALE ROAD, NORTH RICHMOND, NSW, 2753

DRAWING TITLE

AREA PLAN - GROUND FLOOR

SCALE	DATE	DRAWN BY	CHECKED
1 : 250@A0	07/04/21	SV, KW	KW

PROJECT No	DRAWING No	REVISION
10444	R-A00-101	A

Area Schedule (GFA Area Scheme)_FF		
Number	Name	Area
A-1	ADMIN GF	550.8 m²
B-1	BELMONT ROOM	91.5 m²
GP-1	LG GARDEN PAVILLION	66.8 m²
GP-2	GARDEN PAVILLION GF	1055.4 m²
GP-3	FF CLINICAL SUPPORT	119.5 m²
L-1	BOH LINK	171.2 m²
P-1	LG ST PAUL	105.5 m²
P-2	ST PAUL's GF	171.2 m²
R-1	RESIDENCES GF	2235.3 m²
R-2	FF RESIDENCES	2208.1 m²
W-1	WELLNESS CENTRE	728.4 m²
X-1	LG XAVIER	1223.2 m²
X-2	XAVIER GF	1285.3 m²
Grand total: 13		10012.2 m²

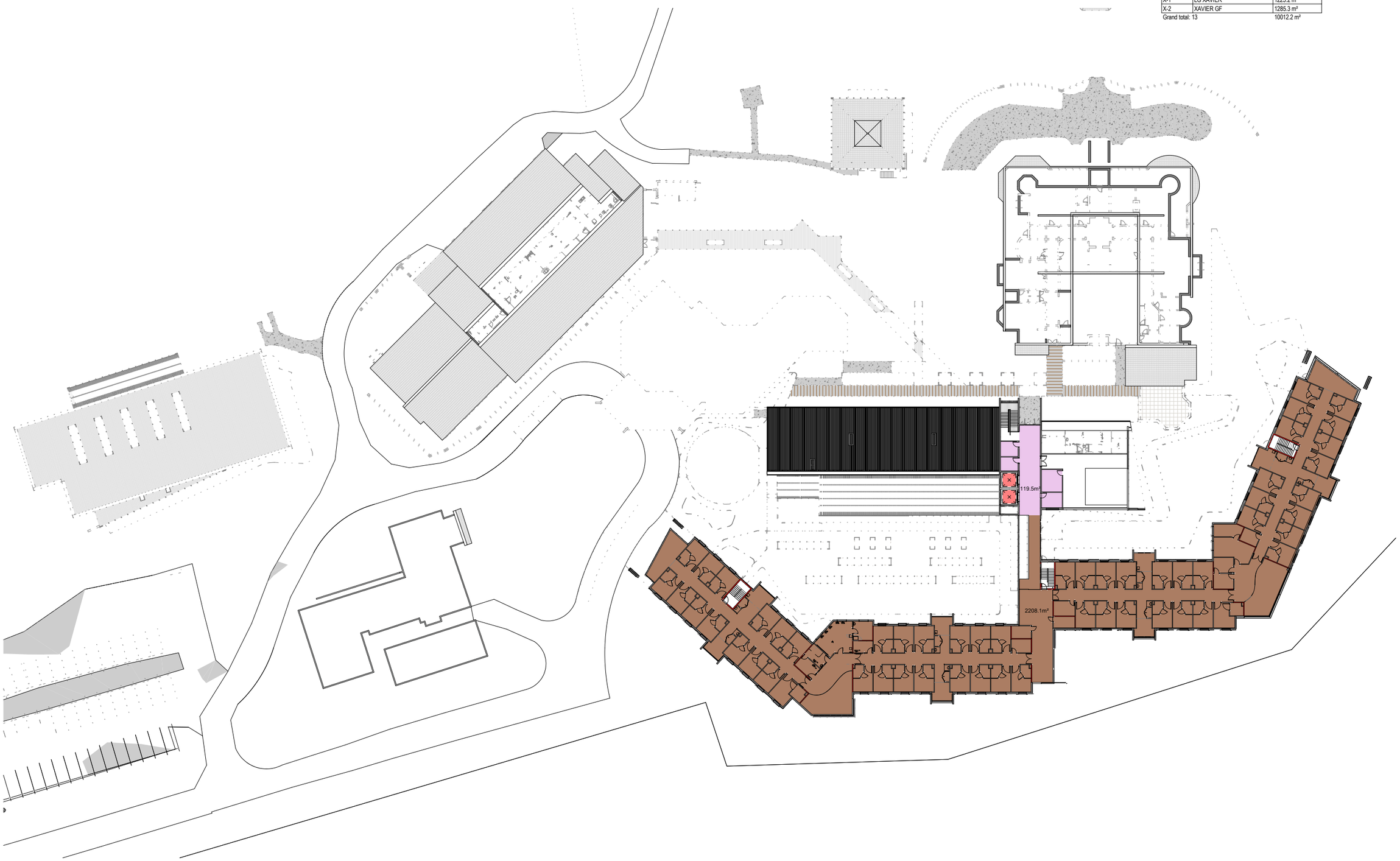

KEY PLAN

REV	DESCRIPTION	DRN	DATE
A	INSPAN ISSUE FOR INFORMATION	STH	07/04/21

- 66.8 m²
- 88.8 m²
- 91.5 m²
- 105.5 m²
- 119.5 m²
- 171.2 m²
- 550.8 m²
- 728.4 m²
- 1055.4 m²
- 1223.2 m²
- 1243.0 m²
- 1268.4 m²
- 1285.3 m²
- 1349.8 m²
- 2208.1 m²
- 2235.3 m²

COPYRIGHT

ALL RIGHTS RESERVED: THIS WORK IS COPYRIGHT AND CANNOT BE REPRODUCED OR COPIED IN ANY FORM OR BY ANY MEANS (GRAPHIC, ELECTRONIC OR MECHANICAL, INCLUDING PHOTOCOPYING) WITHOUT THE WRITTEN PERMISSION OF THE PRINCIPAL ARCHITECT. THE USE OF THIS WORK BY THE PARTIES TO WHOM THE WORK IS ISSUED OR THE DOCUMENT FOR ANY PURPOSE OTHER THAN THAT FOR WHICH IT IS INTENDED IS RESTRICTED TO THE TERMS OF THE AGREEMENT OR IMPLIED AGREEMENT WITH THE PRINCIPAL UNDER THE TERMS OF THE CONTRACT.

DIMENSIONS

USE FIGURED DIMENSIONS. DO NOT SCALE. CONTRACTORS MUST VERIFY ALL DIMENSIONS ON THE SITE BEFORE COMMENCING ANY WORK OR MAKING ANY SHOP DRAWING WHICH MUST BE SUBMITTED AND REVIEWED BEFORE MANUFACTURE.

FIXTURES, FITTINGS & EQUIPMENT SPECIFICATIONS

SUBSTITUTE FF&E EQUIPMENT SPECIFICATIONS
THE FIT-OUT DESIGN AND DOCUMENTATION HAS BEEN COMPLETED ON THE BASIS OF FF&E AND EQUIPMENT ADVISED TO THIS OFFICE AT THE TIME OF BRIEFING THE DESIGN. THE DESIGN PROVISIONS FOR FF&E AND EQUIPMENT INCORPORATES SPATIAL ALLOCATIONS, SERVICING, LOADING AND ACCESS CLEARANCES AND WHERE APPLICABLE, SERVICES REQUIREMENTS FOR THE ABOVE ITEMS. THE DESIGN PROVISIONS FIXTURES AND EQUIPMENT ARE NOT INTENDED TO INCLUDE ALL OF THE FIXTURES OR EQUIPMENT WITH ALTERNATE SPECIFICATIONS SHOULD NOT BE PROCURED PRIOR TO VALIDATING THOSE SPECIFICATIONS AGAINST THE ITEM CONTROL SCHEDULE AND DESIGN PROVISIONS IN THE MODEL. THIS OFFICE ACCEPTS NO RESPONSIBILITY FOR THE PROCUREMENT OF SUBSTITUTE FF&E AND EQUIPMENT WHICH HAS NOT BEEN REVIEWED AND VALIDATED AGAINST THE ORIGINAL DESIGN PROVISIONS.

SERVICE POINTS DISCLAIMER

THE SERVICE POINTS IDENTIFIED ON THESE DRAWINGS HAVE BEEN OVERLAYED FROM THE BUILDING SERVICES ENGINEERING MODEL, AND ARE PROVIDED FOR INFORMATION AND SET-OUT PURPOSES ONLY. WE HAVE BEEN ADVISED BY THE SERVICES ENGINEERS THAT THE POINTS REPRESENTED ON THESE DRAWINGS ARE CORRECT AT THE TIME OF PUBLICATION. THIS OFFICE DOES NOT WARRANT THE ACCURACY OF THIS DATA. REFER TO THE BUILDING SERVICES ENGINEERING DOCUMENTATION FOR THE INSTALLATION OF THE SERVICES POINTS, AND THE INTERFACE BETWEEN THE SERVICES POINTS AND THE RESPECTIVE ENGINEERING SYSTEMS.

ISSUED FOR INFORMATION

ARCHITECTS

STH

ABN: 21 134 476 065
PELACO COMPLEX, BUILDING 3, LEVEL 2
21-31 GOODWOOD ST, RICHMOND VIC 3121, AUSTRALIA
PH: (03) 9885 2333 FAX: (03) 9885 2455

THIS ARCHITECTURAL DESIGN IS THE COPYRIGHT OF SILVER THOMAS HANLEY (AUS) PTY LTD ABN 21 134 476 065 AND SHALL NOT BE REPRODUCED WITHOUT THEIR WRITTEN PERMISSION

CLIENT

ST JOHN OF GOD Health Care

JOHNSTAFF

PROJECT

ST JOHN OF GOD RICHMOND HOSPITAL DESIGN DEVELOPMENT

177 GROSE VALE ROAD, NORTH RICHMOND, NSW, 2753

DRAWING TITLE

AREA PLAN - FIRST FLOOR

SCALE	DATE	DRAWN BY	CHECKED
1 : 250@A0	07/04/21	SV	KW

PROJECT No	DRAWING No	REVISION
10444	R-A00-102	A