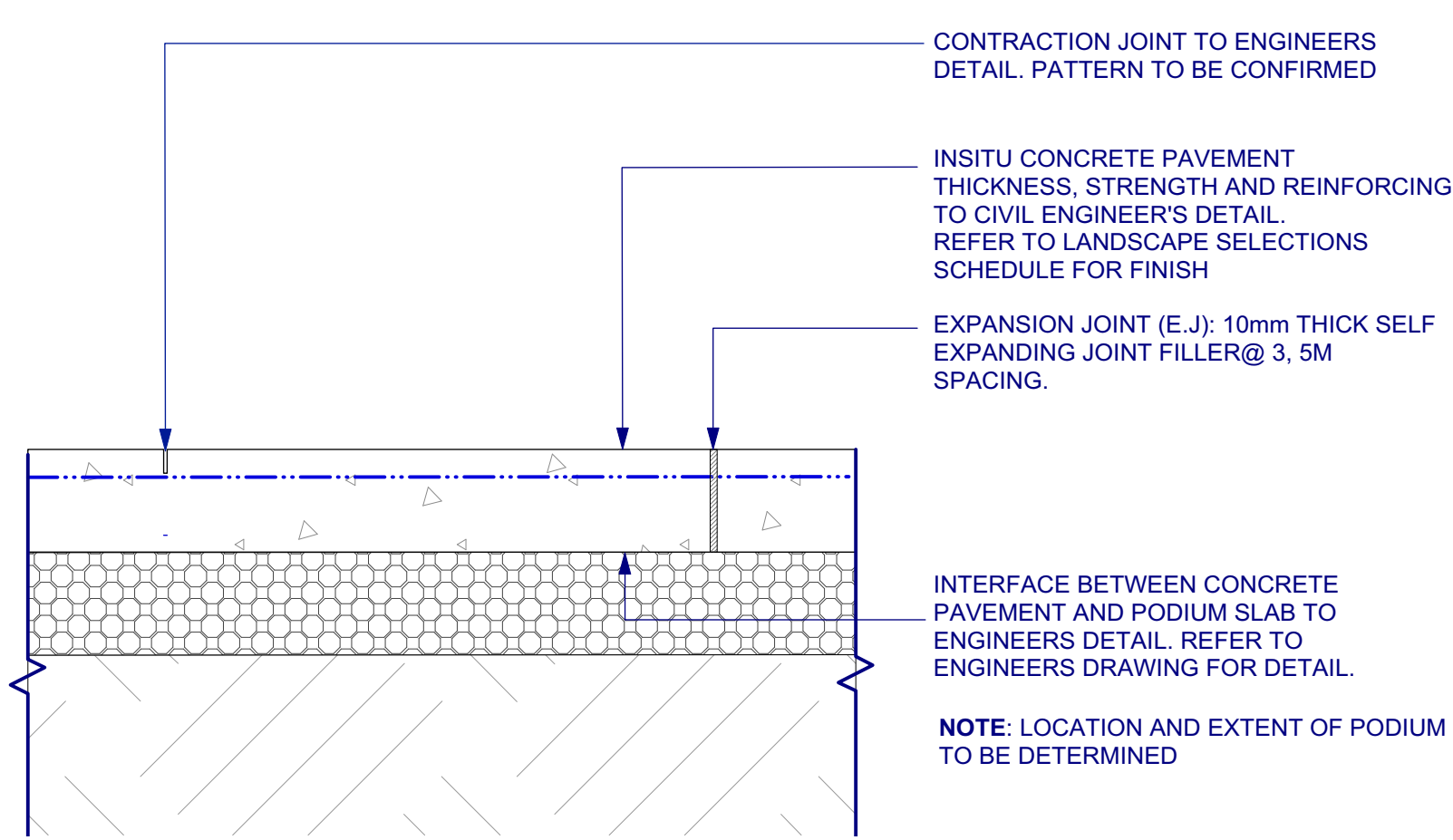
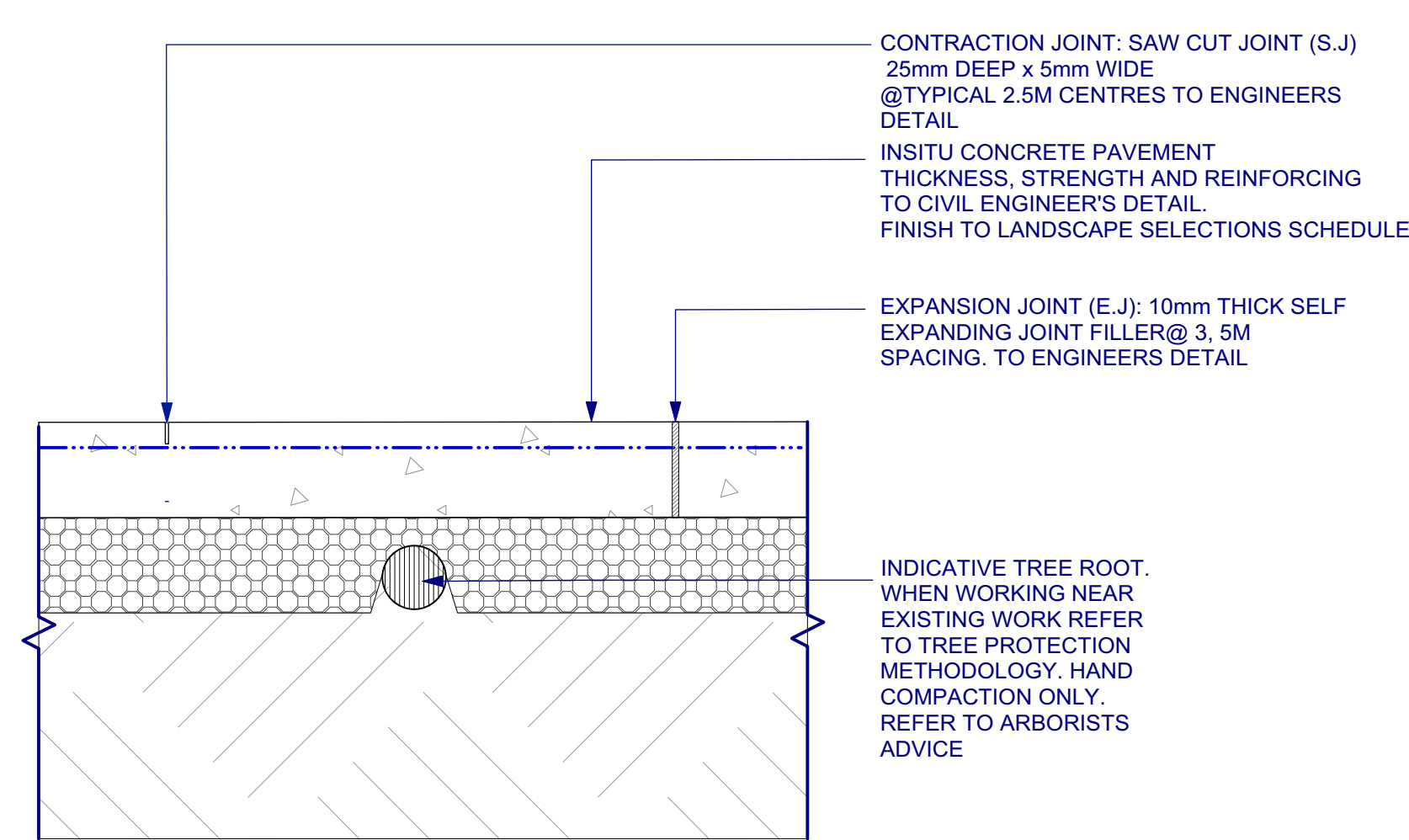


1 PAVING TYPE 1A - INSITU CONCRETE ON GRADE
1:10 SECTION

PV1.1 PV1.2 PV1.3




2 PAVING TYPE 1B - INSITU CONCRETE ON PODIUM
1:10 SECTION



3 PAVING TYPE 1C - INSITU CONCRETE ON EXISTING TREE ROOTS
1:10 SECTION

NOTES:
PAVING DETAILS TO BE REVIEWED BY
CIVIL ENGINEER
ALL PATTERN AND COLOUR
ARRANGEMENTS TO FUTURE DETAIL

NOTES
These drawings are shown in colour and shall be read in digital format or print colour hardcopy.
These drawings shall be read in conjunction with all relevant information (not limited to legends, schedules, specifications)
These drawings shall be read in conjunction with any Engineers, Architects or other consultant information. (not limited to drawings, legends, schedules, specifications)
Check all dimensions and site conditions prior to commencement of any work and the procurement of any services, materials, fittings, fabrication or equipment.
Do not scale drawings – refer to figured drawings only. Any discrepancies shall immediately be referred to the Landscape Architect for clarification.
All drawings shall not be reproduced or distributed without prior permission of the Landscape Architect.

WARNING		
	Services shown on this drawing are approximate only. The exact location is to be confirmed on site by contractor prior to commencement of work.	
DATE	REV	AMENDMENTS
28/2/19	A	END OF FEBRUARY PACKAGE - FOR INFORMATION
28/3/19	B	60% DD - FOR INFORMATION
24/7/19	C	REVISED TENDER - FOR INFORMATION

ASPECT Studios™
ASPECT Studios Pty Ltd
Level 1, 78-80 George Street
Redfern NSW 2016
Australia
T 02 9699 7182
www.aspect-studios.com
sydney@aspect-studios.com
ABN 11 120 219 561



PROJECT
SYDNEY FOOTBALL STADIUM
Moore Park, New South Wales
S18030

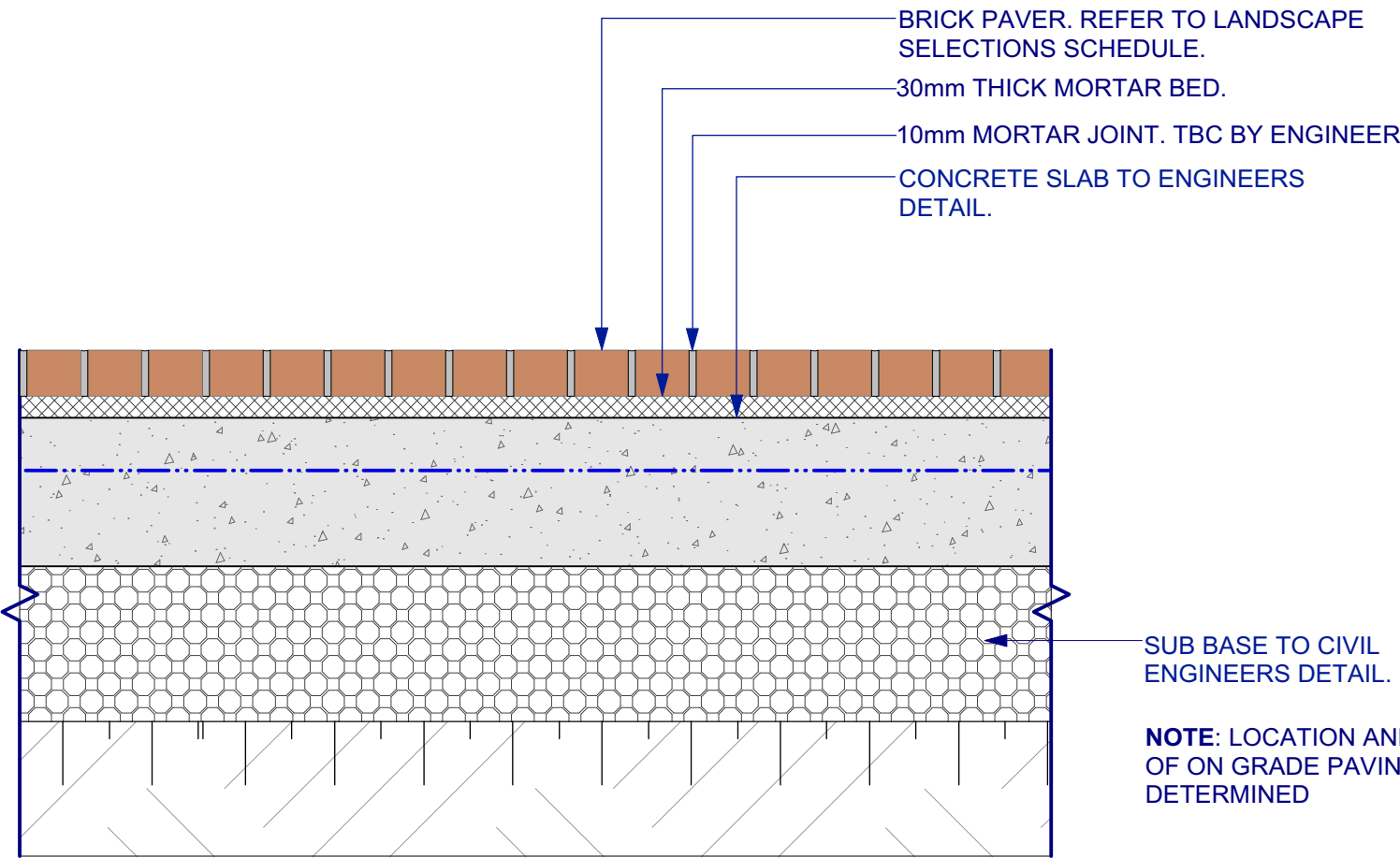
DRAWING
HARDWORKS DETAILS
Concrete Finishes

DRAWN JR DC	CHECKED JH	SCALE A1 SCALE A3
-------------------------	----------------------	----------------------------

STATUS NORTH


FOR INFORMATION
NOT FOR CONSTRUCTION

DRAWING NO. LA-601	REVISION C
------------------------------	----------------------



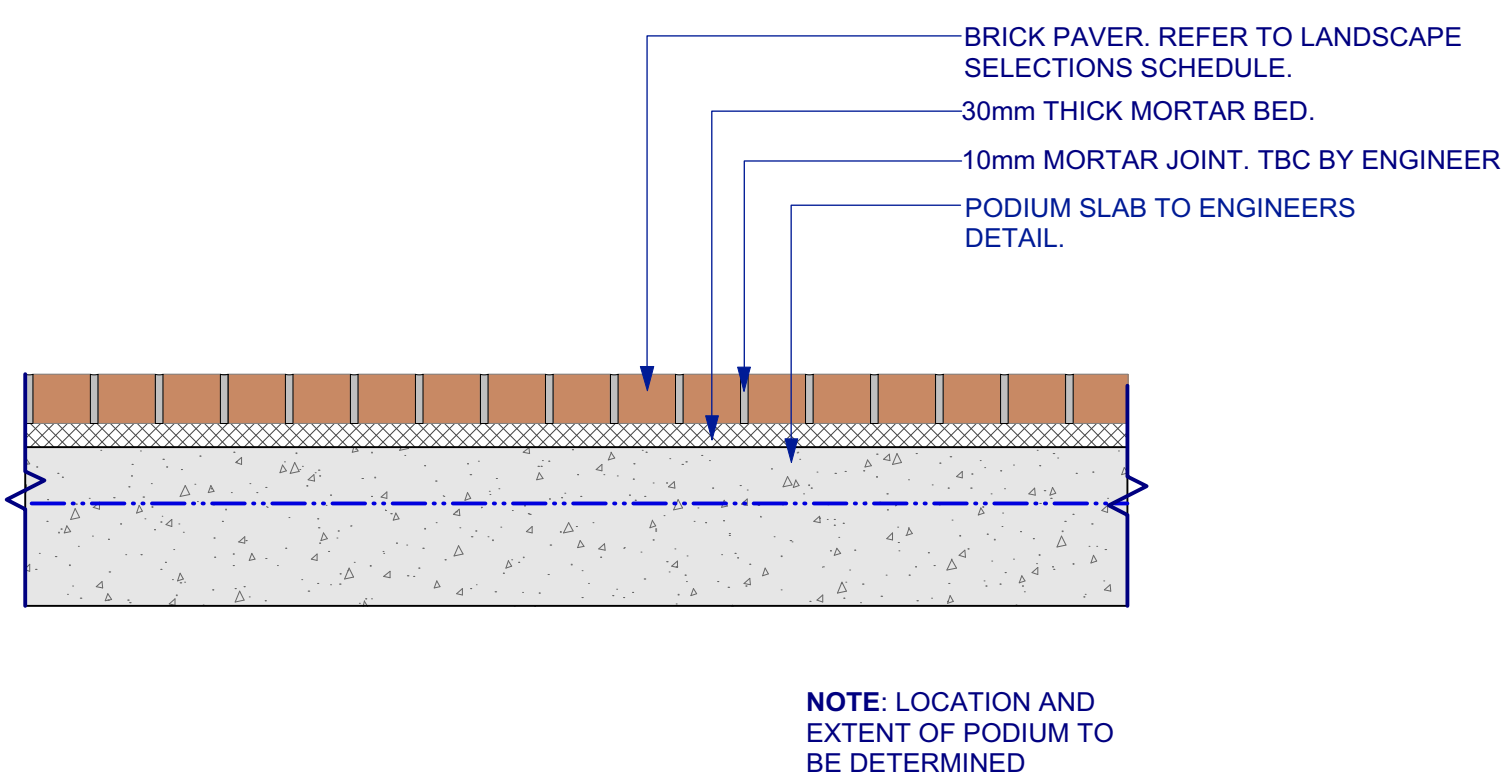
1 PAVEMENT TYPE 2A -BRICK PAVING ON GRADE
1:10 SECTION

PV2.1
PV2.2
PV2.3




4 PAVEMENT TYPE 2.1 - BRICK PAVING | STRETCHER BOND PATTERN
1:10 PLAN

PV2.1



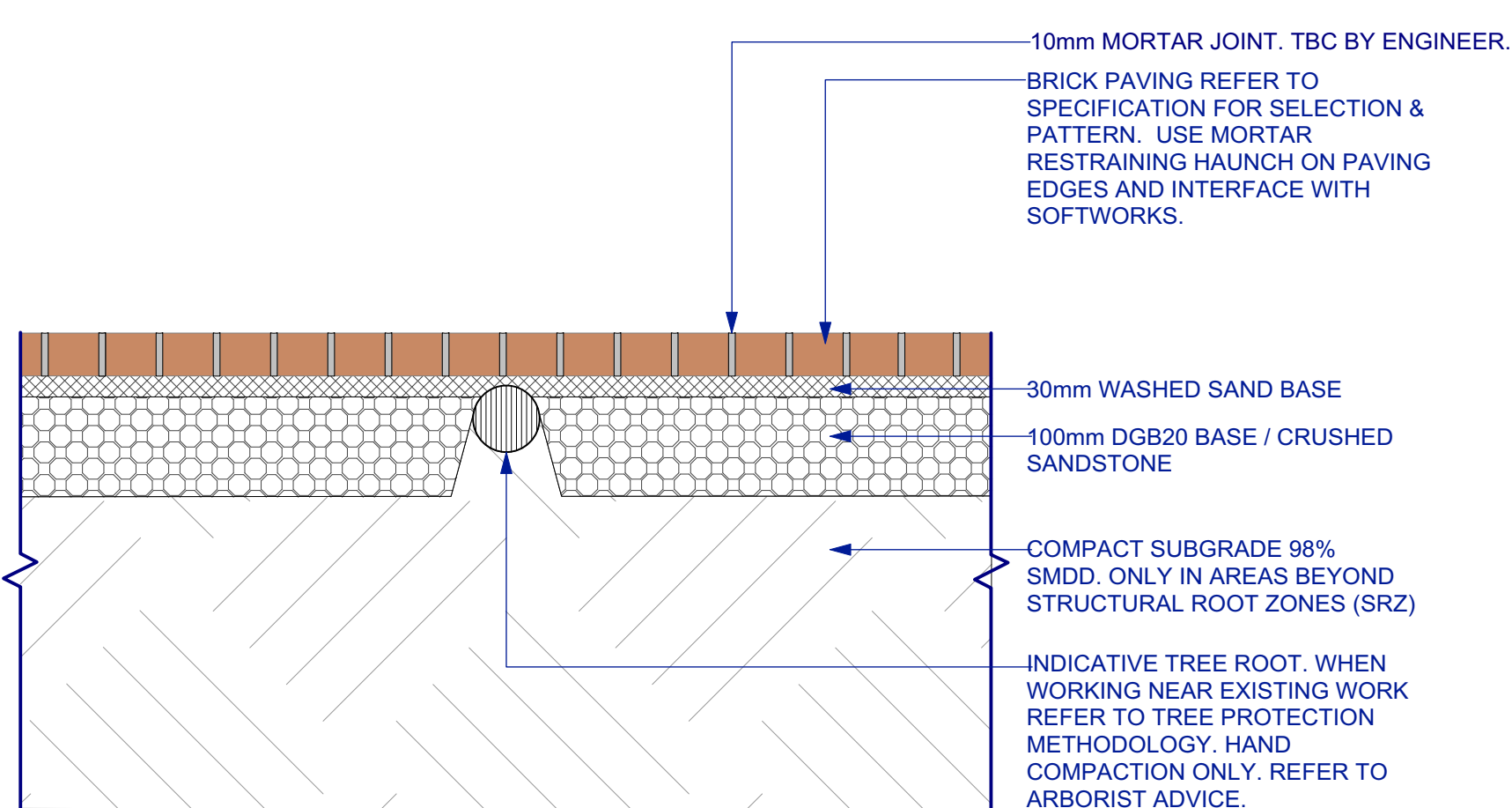
2 PAVEMENT TYPE 2B - BRICK PAVING ON PODIUM
1:10 SECTION

PV2.1
PV2.2
PV2.3




5 PAVEMENT TYPE 2.2 -BRICK PAVING | ENGLISH BOND PATTERN
1:10 PLAN

PV2.2



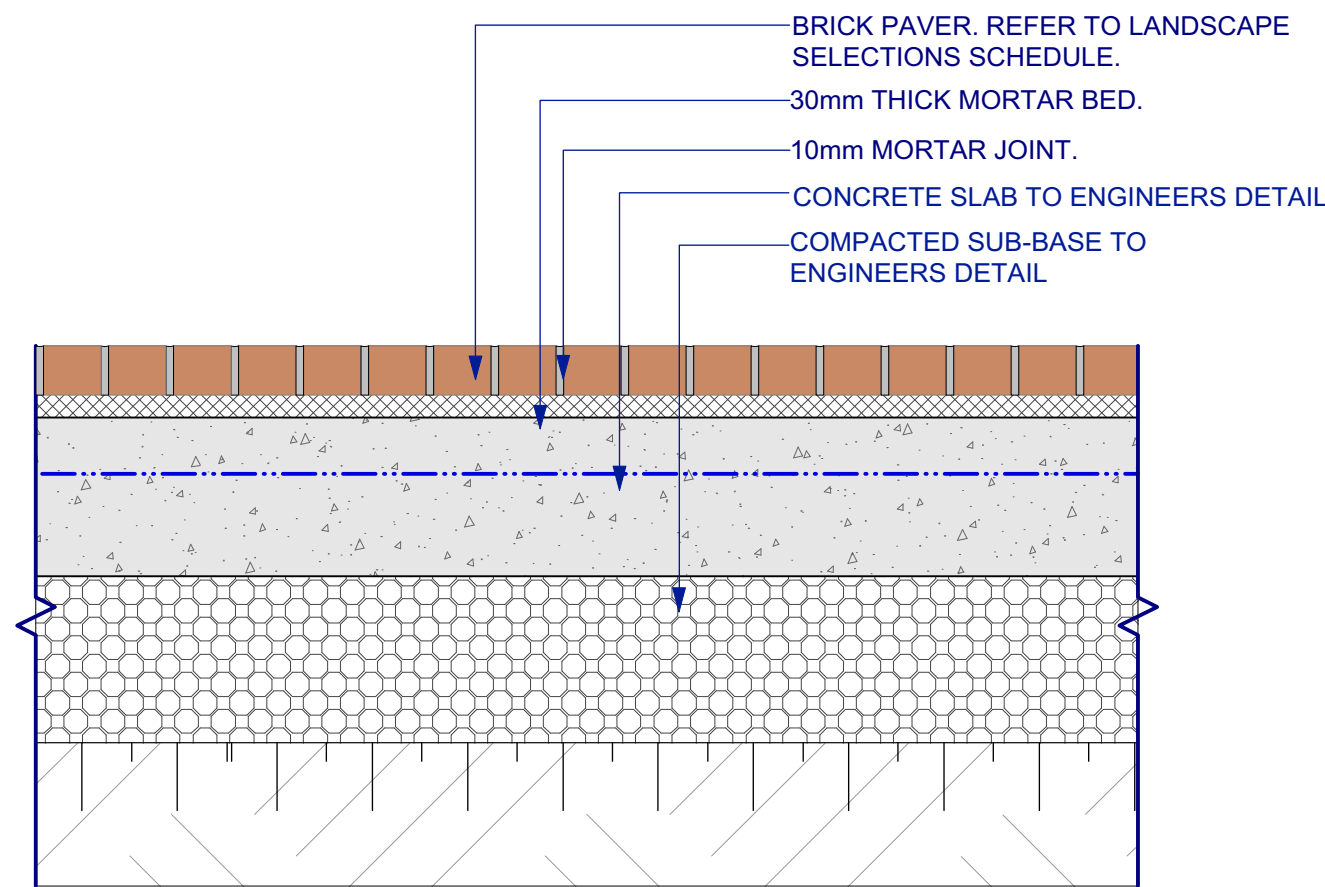
3 PAVEMENT TYPE 2C - BRICK PAVING ON EXISTING TREE ROOTS
1:10 SECTION

PV2.1
PV2.2
PV2.3
PV3



8 PAVEMENT TYPE 2.3 - BRICK PAVING | FLEMISH BOND PATTERN
1:10 PLAN

PV2.3



7 PAVEMENT TYPE 3 | BRICK PAVING | MOORE PARK ROAD | CITY OF SYDNEY STANDARD
1:10 SECTION

PV3

NOTES:
PAVING DETAILS TO BE REVIEWED BY
CIVIL ENGINEER
ALL PATTERN AND COLOUR
ARRANGEMENTS TO FUTURE DETAIL

NOTES
These drawings are shown in colour and shall be read in digital format or print colour hardcopy.
These drawings shall be read in conjunction with all relevant information (not limited to legends, schedules, specifications)
These drawings shall be read in conjunction with any Engineers, Architects or other consultant information. (not limited to drawings, legends, schedules, specifications)
Check all dimensions and site conditions prior to commencement of any work and the procurement of any services, materials, fittings, fabrication or equipment.
Do not scale drawings – refer to figured drawings only. Any discrepancies shall immediately be referred to the Landscape Architect for clarification.
All drawings shall not be reproduced or distributed without prior permission of the Landscape Architect.

WARNING
 Services shown on this drawing are approximate only. The exact location is to be confirmed on site by contractor prior to commencement of work.

DATE	REV	AMENDMENTS
28/2/19	A	END OF FEBRUARY PACKAGE - FOR INFORMATION
28/3/19	B	60% DD - FOR INFORMATION
24/7/19	C	REVISED TENDER - FOR INFORMATION

ASPECT Studios™
ASPECT Studios Pty Ltd
Level 1, 78-80 George Street
Redfern NSW 2016
Australia
T 02 9699 7182
www.aspect-studios.com
sydney@aspect-studios.com
ABN 11 120 219 561

CLIENT


PROJECT
SYDNEY FOOTBALL STADIUM
Moore Park, New South Wales
S18030

DRAWING
HARDWORKS DETAILS
Brick Finishes

DRAWN JR | DC
CHECKED JH
SCALE A1 | SCALE A3

STATUS NORTH

FOR INFORMATION
NOT FOR CONSTRUCTION

DRAWING NO. LA-602
REVISION C

NOTES:
PAVING DETAILS TO BE REVIEWED BY
CIVIL ENGINEER
ALL PATTERN AND COLOUR
ARRANGEMENTS TO FUTURE DETAIL

NOTES

These drawings are shown in colour and shall be read in digital format or print colour hardcopy.

These drawings shall be read in conjunction with all relevant information (not limited to legends, schedules, specifications)

These drawings shall be read in conjunction with any Engineers, Architects or other consultant information. (not limited to drawings, legends, schedules, specifications)

Check all dimensions and site conditions prior to commencement of any work and the procurement of any services, materials, fittings, fabrication or equipment.

Do not scale drawings – refer to figured drawings only. Any discrepancies shall immediately be referred to the Landscape Architect for clarification.

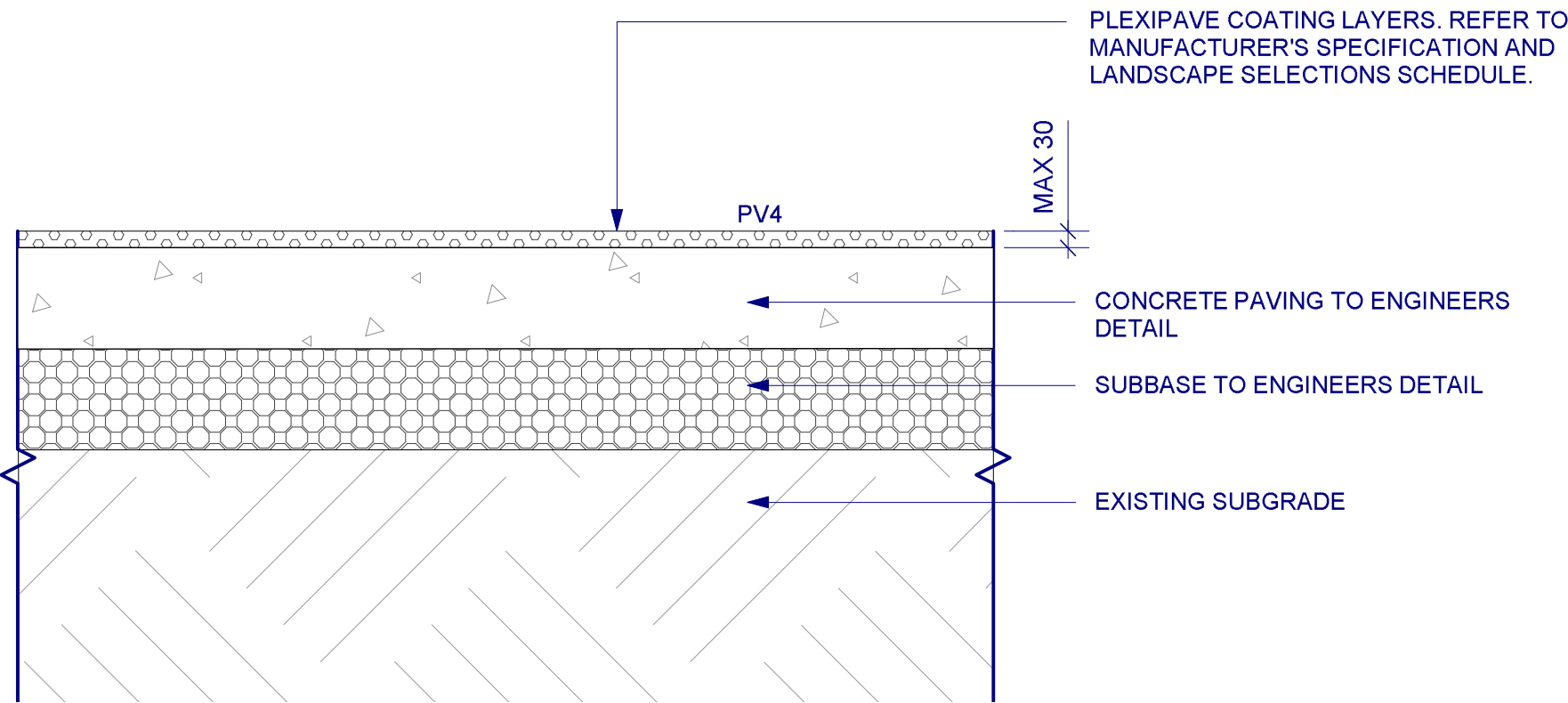
All drawings shall not be reproduced or distributed without prior permission of the Landscape Architect.

WARNING

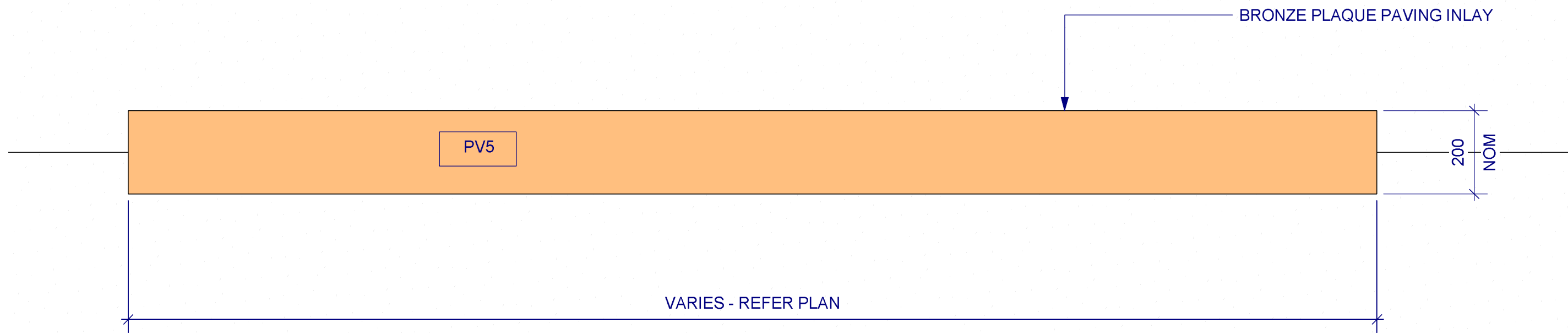


Services shown on this drawing are approximate only. The exact location is to be confirmed on site by contractor prior to commencement of work.

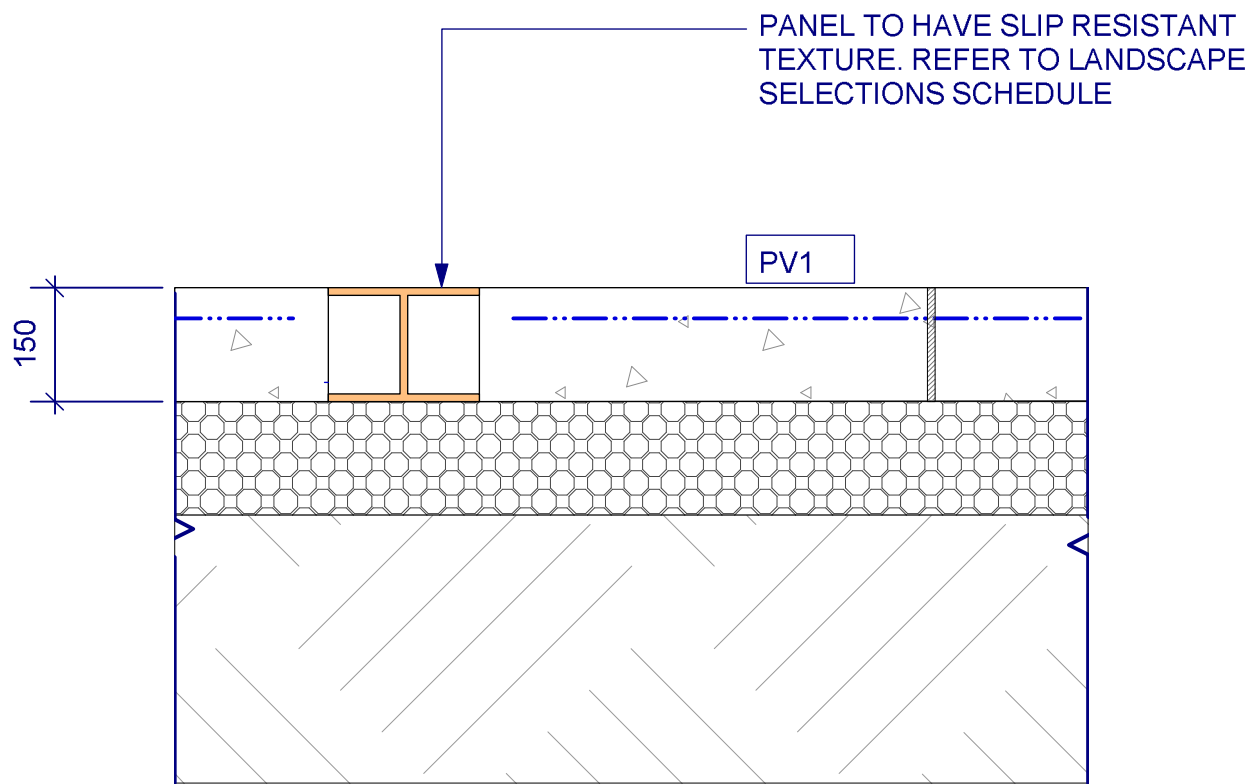
DATE	REV	AMENDMENTS
28/2/19	A	END OF FEBRUARY PACKAGE - FOR INFORMATION
28/3/19	B	80% DD - FOR INFORMATION
24/7/19	C	REVISED TENDER - FOR INFORMATION



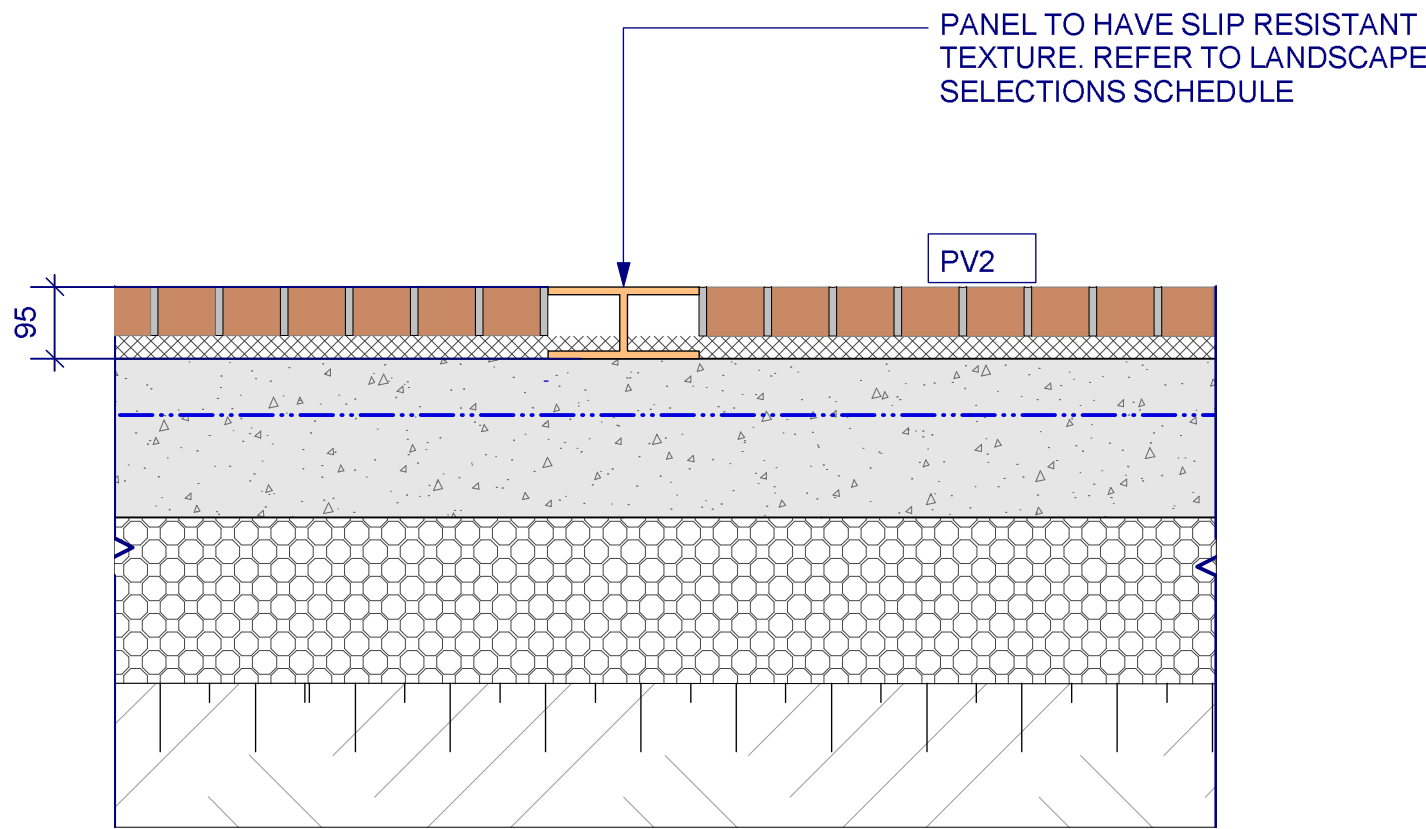
1 PAVEMENT TYPE 4 | PLEXIPAVE SURFACING AND LINEMARKING
1:10 SECTION PV4



4 PAVEMENT TYPE 5 | INTERPRETIVE PAVING INLAY
1:10 PLAN PV5



3 PAVEMENT TYPE 5 | INTERPRETIVE PAVING INLAY INTO CONCRETE
1:10 SECTION PV6



5 PAVEMENT TYPE 5 | INTERPRETIVE PAVING INLAY | INTO BRICK PAVING
1:10 SECTION PV6

ASPECT Studios™

ASPECT Studios Pty Ltd
Level 1, 78-80 George Street
Redfern NSW 2016
Australia
T 02 9699 7182
www.aspect-studios.com
sydney@aspect-studios.com
ABN 11 120 219 561

CLIENT



PROJECT
SYDNEY FOOTBALL STADIUM
Moore Park, New South Wales

S18030

DRAWING
HARDWORKS DETAILS
Ancillary Paving

DRAWN JR | DC CHECKED JH SCALE A1 | SCALE A3 1:100 1:200

0 2.5 5 7.5 M

STATUS NORTH

FOR INFORMATION

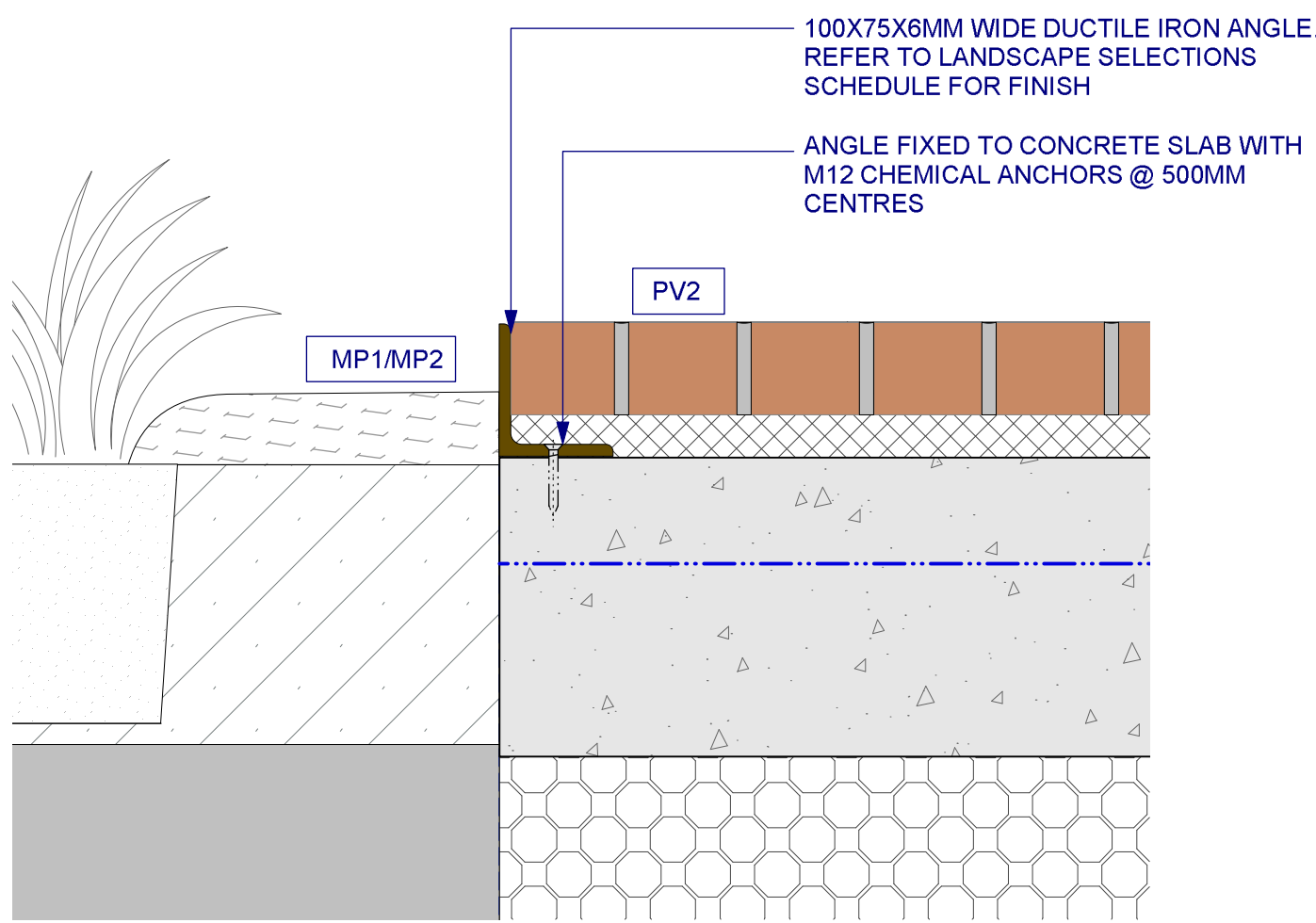
NOT FOR CONSTRUCTION

DRAWING NO.

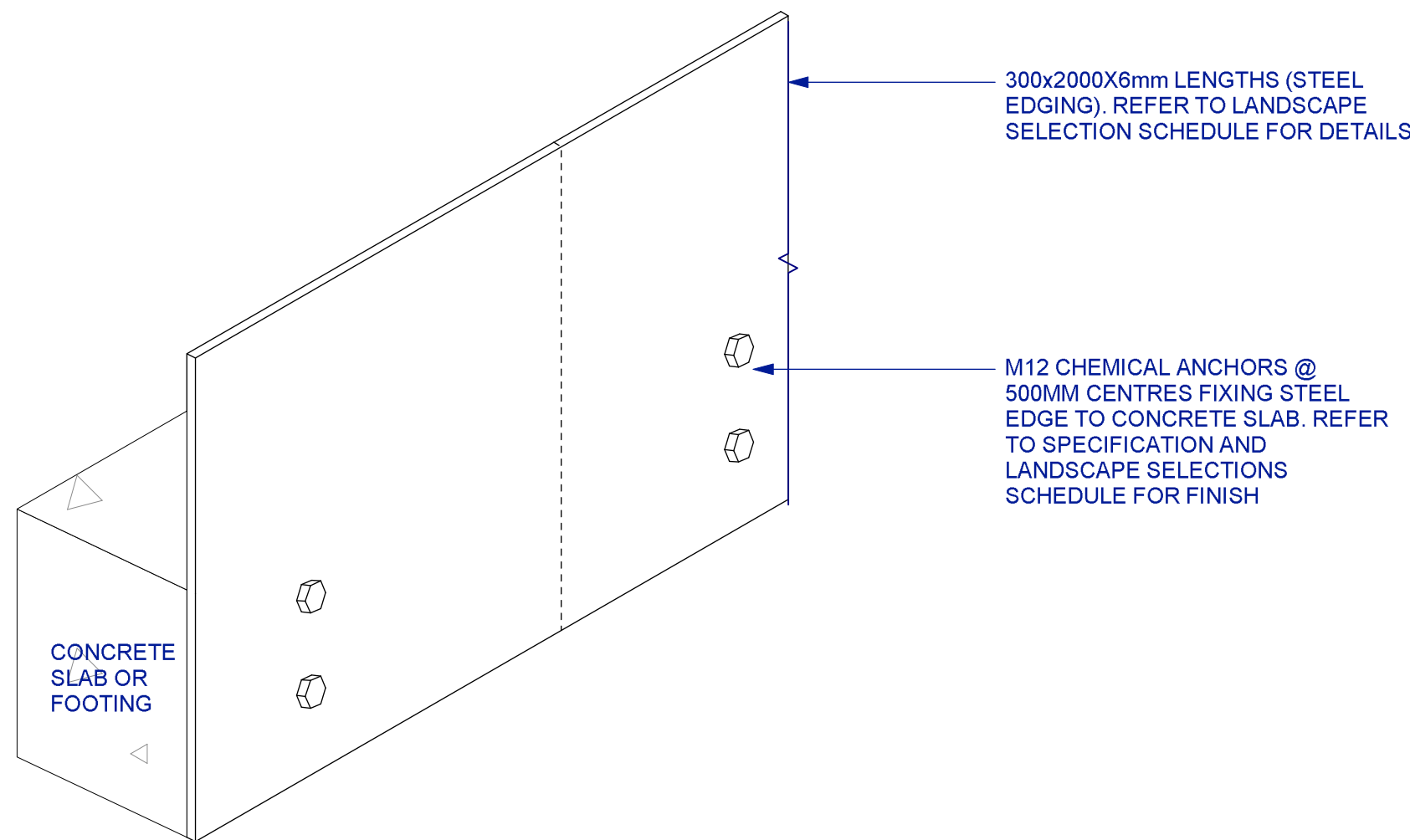
LA-603

REVISION

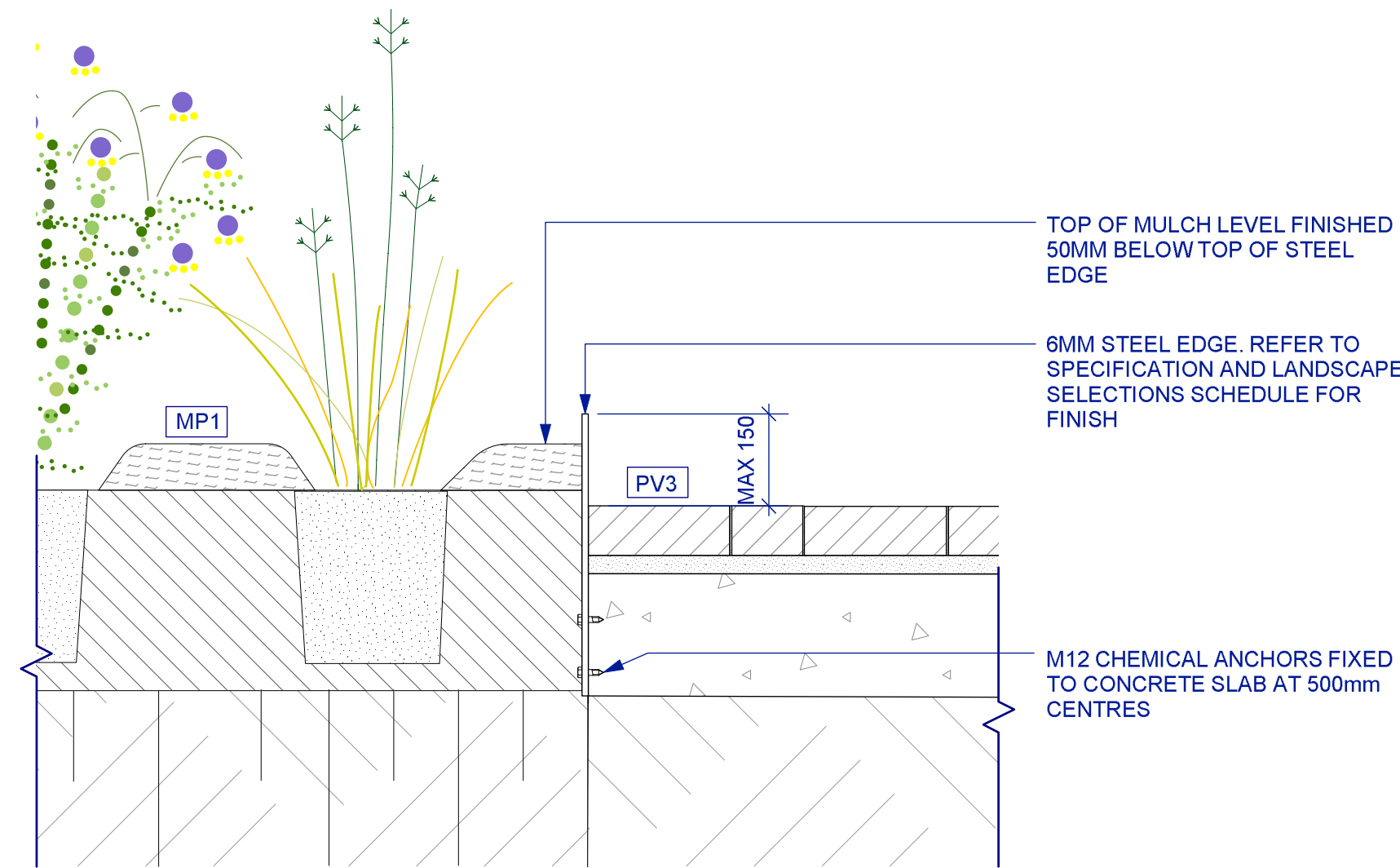
C



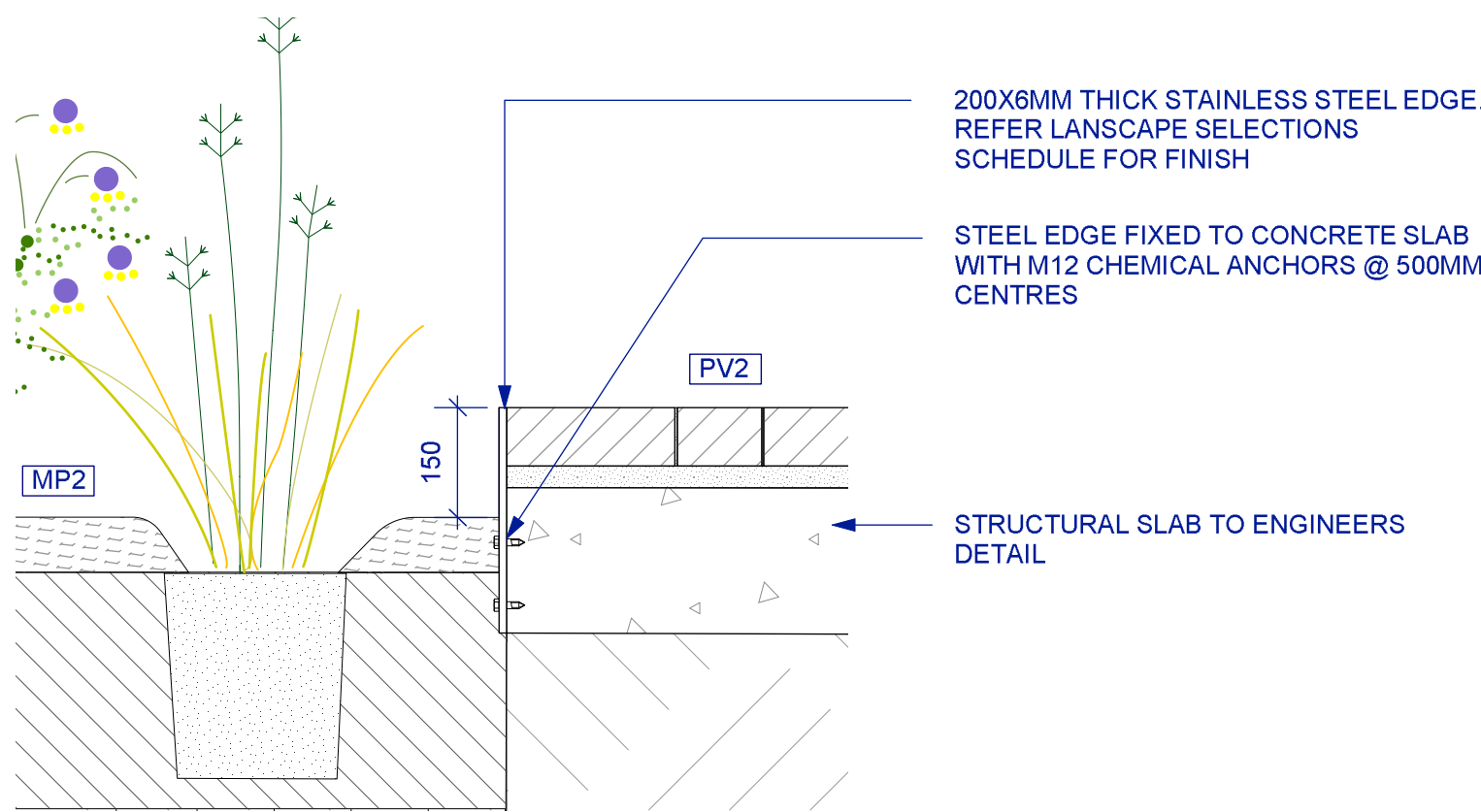
1 EDGE TYPE 1 | STEEL EDGE TO MASS PLANTING
1:10 SECTION E1



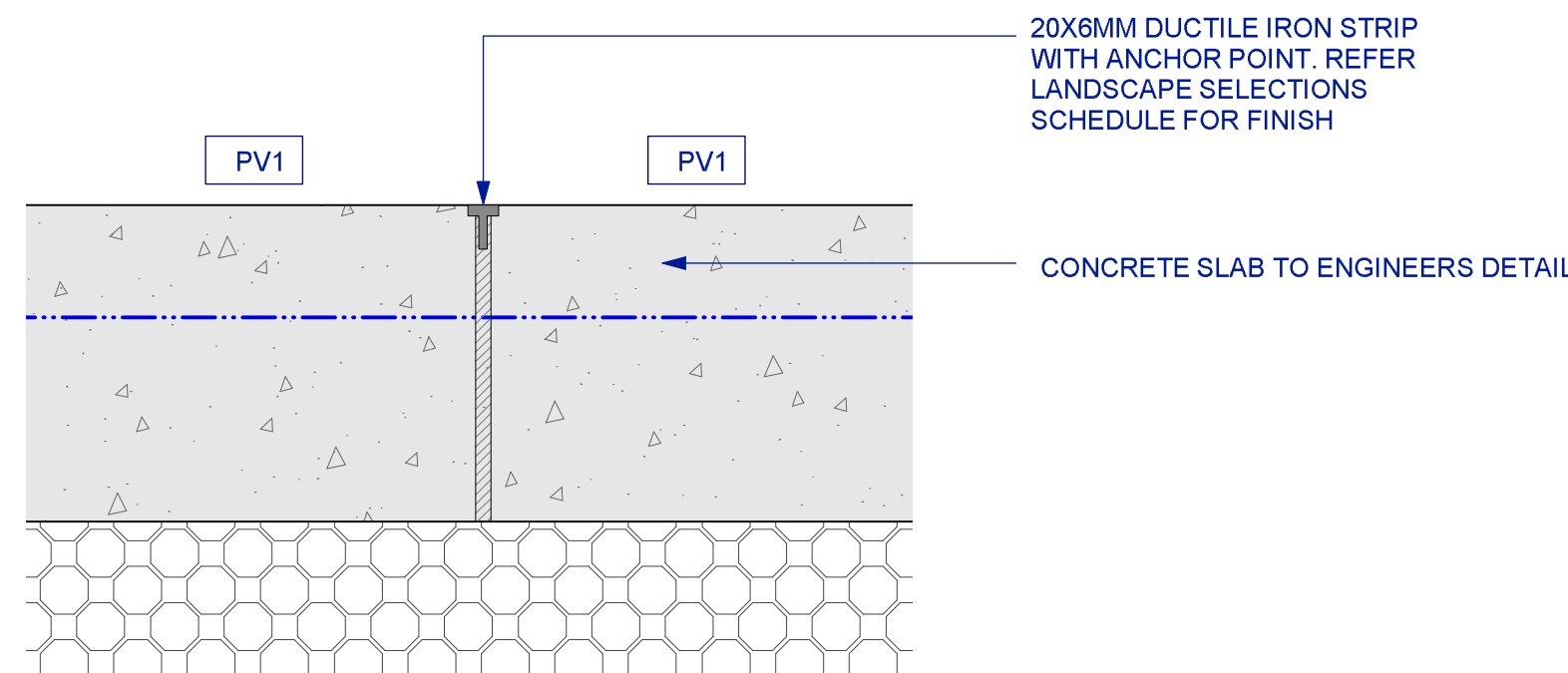
2 EDGE TYPE 2 | EXPRESSED STEEL EDGE
NTS ORTHOGONAL E2



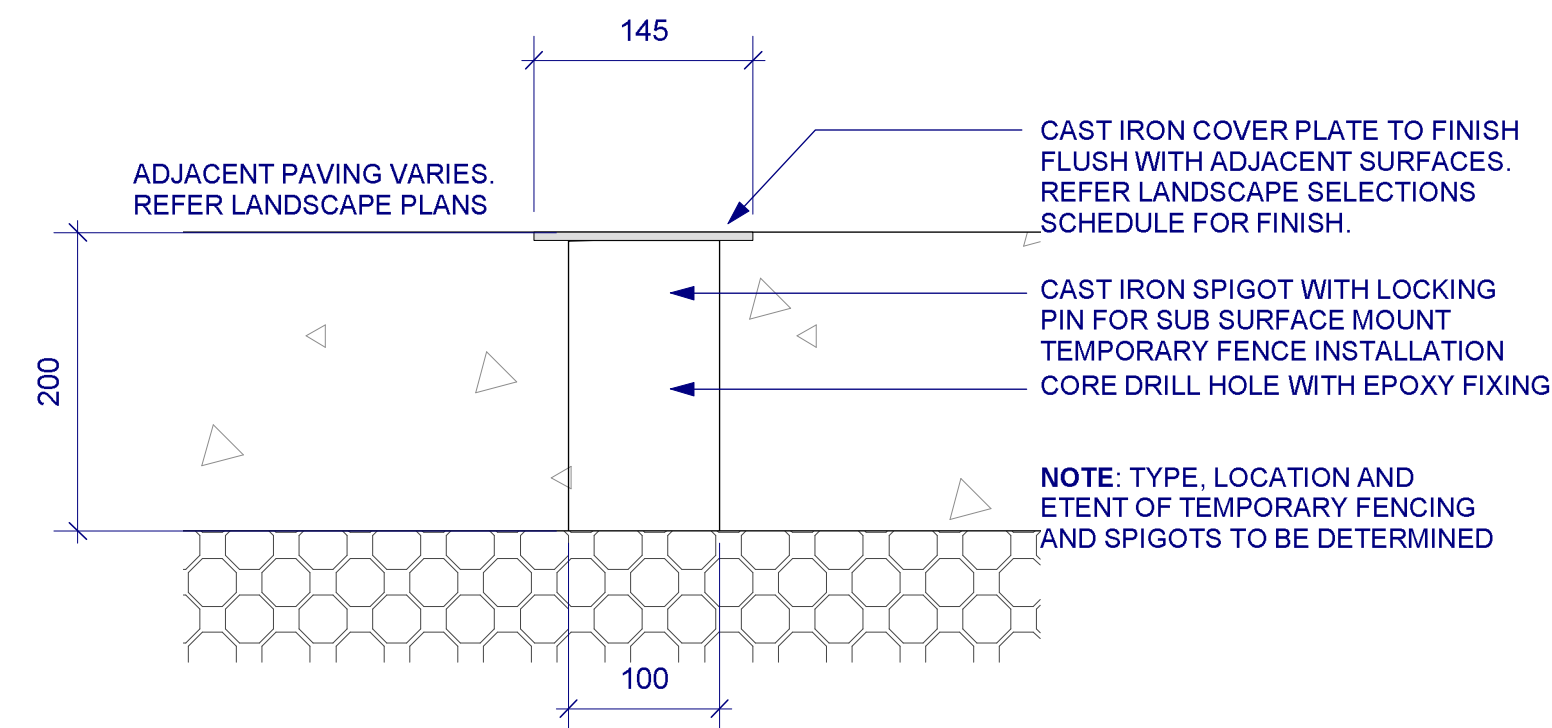
3 EDGE TYPE 2 | EXPRESSED STEEL EDGE TO BRICK PAVING JUNCTION
1:10 SECTION E2



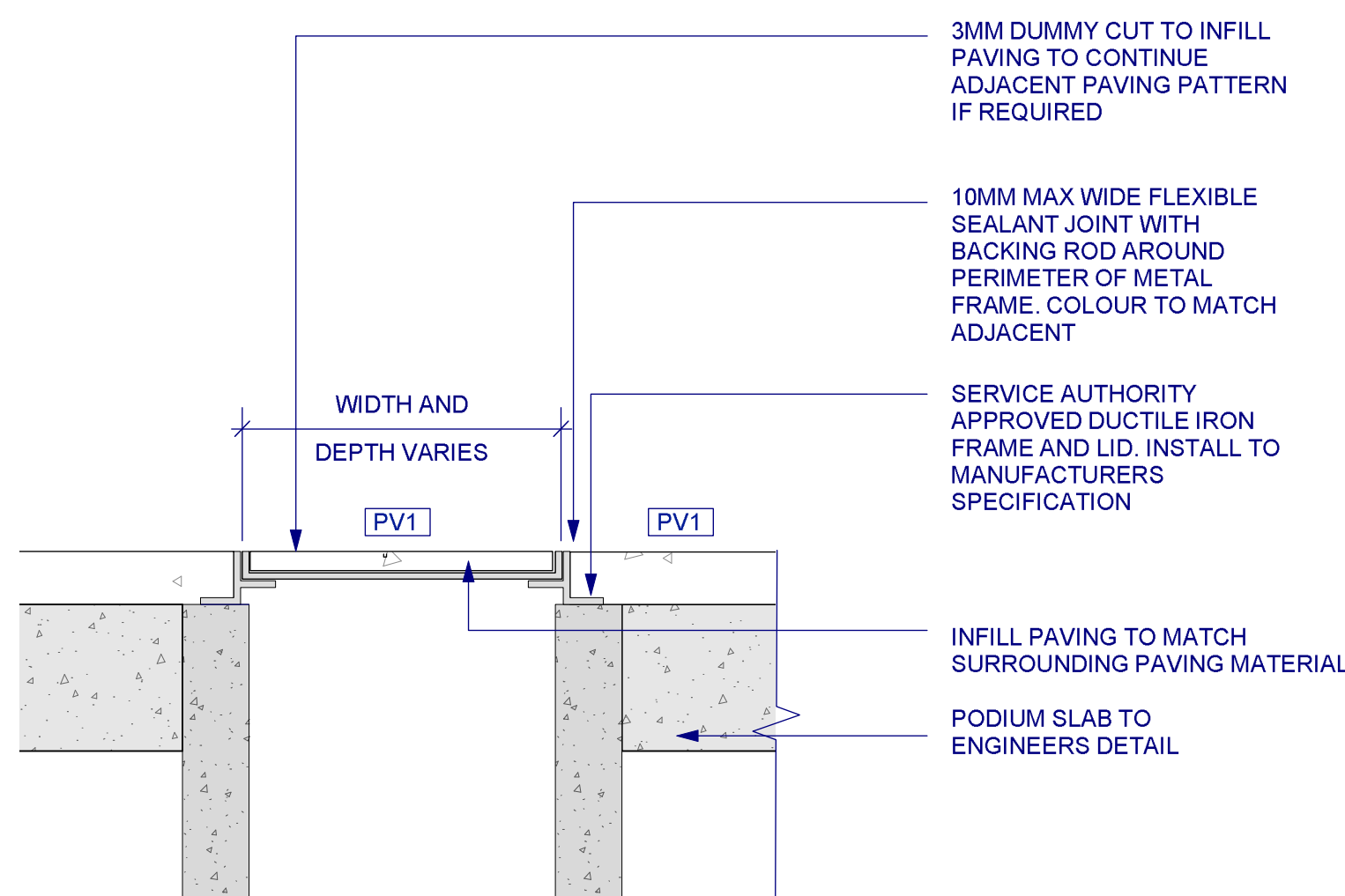
4 EDGE TYPE 3 | STEEL EDGE TO MASS PLANTING
1:10 SECTION E3



5 EDGE TYPE 4 | FEATURE EDGE
1:5 SECTION E4



6 SPIGOT FIXING
1:5 SECTION



7 TYPICAL INFILL PIT LID
1:10 SECTION

NOTES

These drawings are shown in colour and shall be read in digital format or print colour hardcopy.

These drawings shall be read in conjunction with all relevant information (not limited to legends, schedules, specifications)

These drawings shall be read in conjunction with any Engineers, Architects or other consultant information. (not limited to drawings, legends, schedules, specifications)

Check all dimensions and site conditions prior to commencement of any work and the procurement of any services, materials, fittings, fabrication or equipment.

Do not scale drawings – refer to figured drawings only. Any discrepancies shall immediately be referred to the Landscape Architect for clarification.

All drawings shall not be reproduced or distributed without prior permission of the Landscape Architect.



DATE	REV	AMENDMENTS
28/2/19	A	END OF FEBRUARY PACKAGE - FOR INFORMATION
28/3/19	B	60% DD - FOR INFORMATION
24/7/19	C	REVISED TENDER - FOR INFORMATION

ASPECT Studios™

ASPECT Studios Pty Ltd
Level 1, 78-80 George Street
Redfern NSW 2016
Australia
T 02 9699 7182
www.aspect-studios.com
sydney@aspect-studios.com
ABN 11 120 219 561



PROJECT
SYDNEY FOOTBALL STADIUM
Moore Park, New South Wales

S18030

DRAWING
HARDWORKS DETAILS
Edges

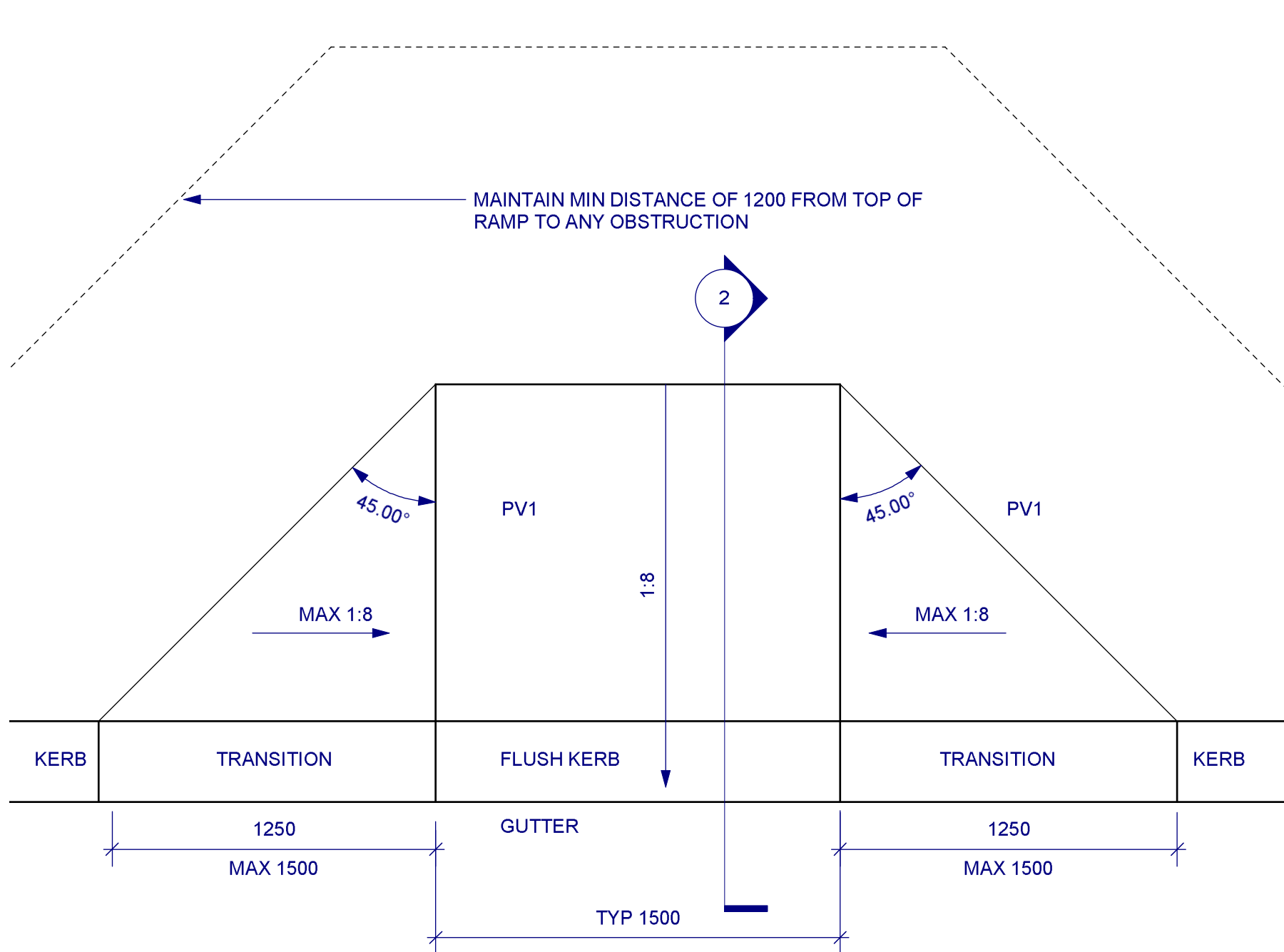
DRAWN JR | DC CHECKED JH SCALE A1 | SCALE A3

STATUS NORTH

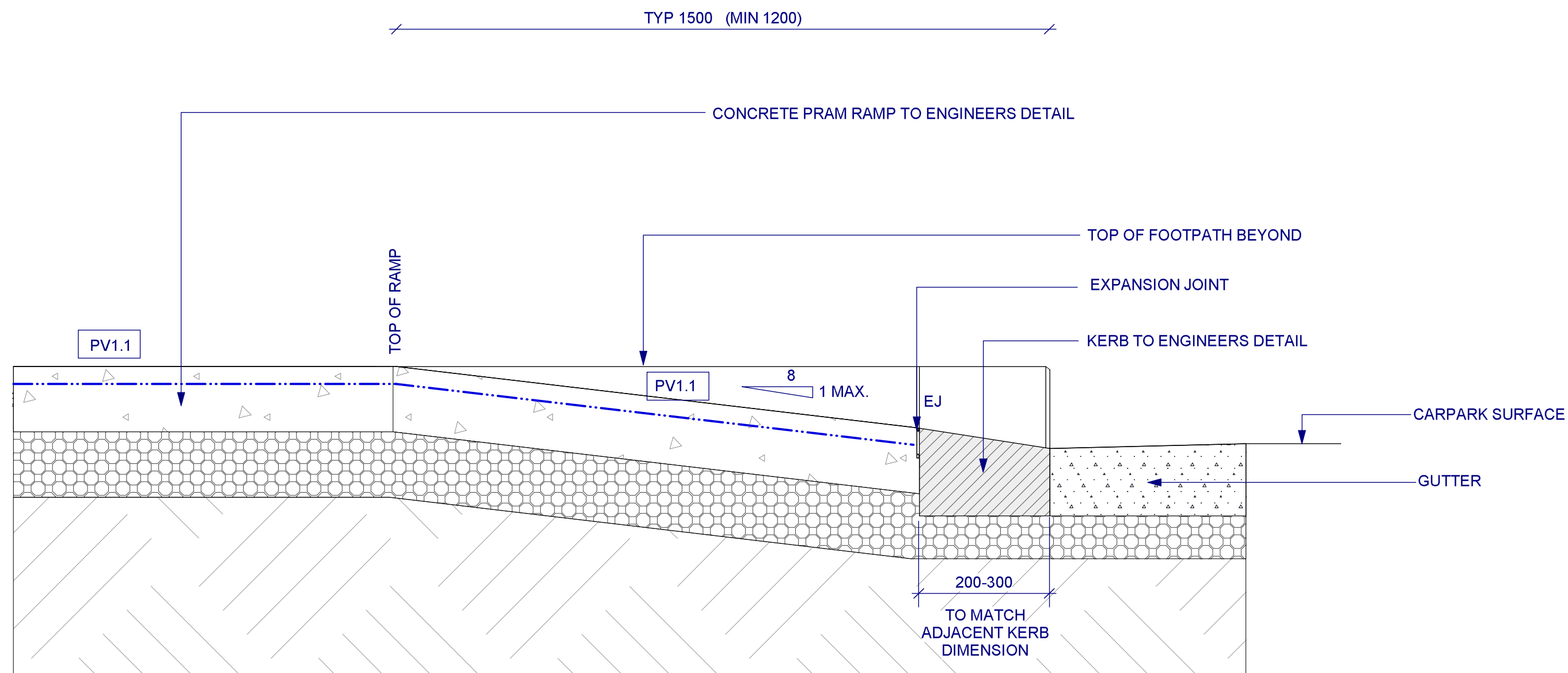
FOR INFORMATION
NOT FOR CONSTRUCTION

DRAWING NO. REVISION

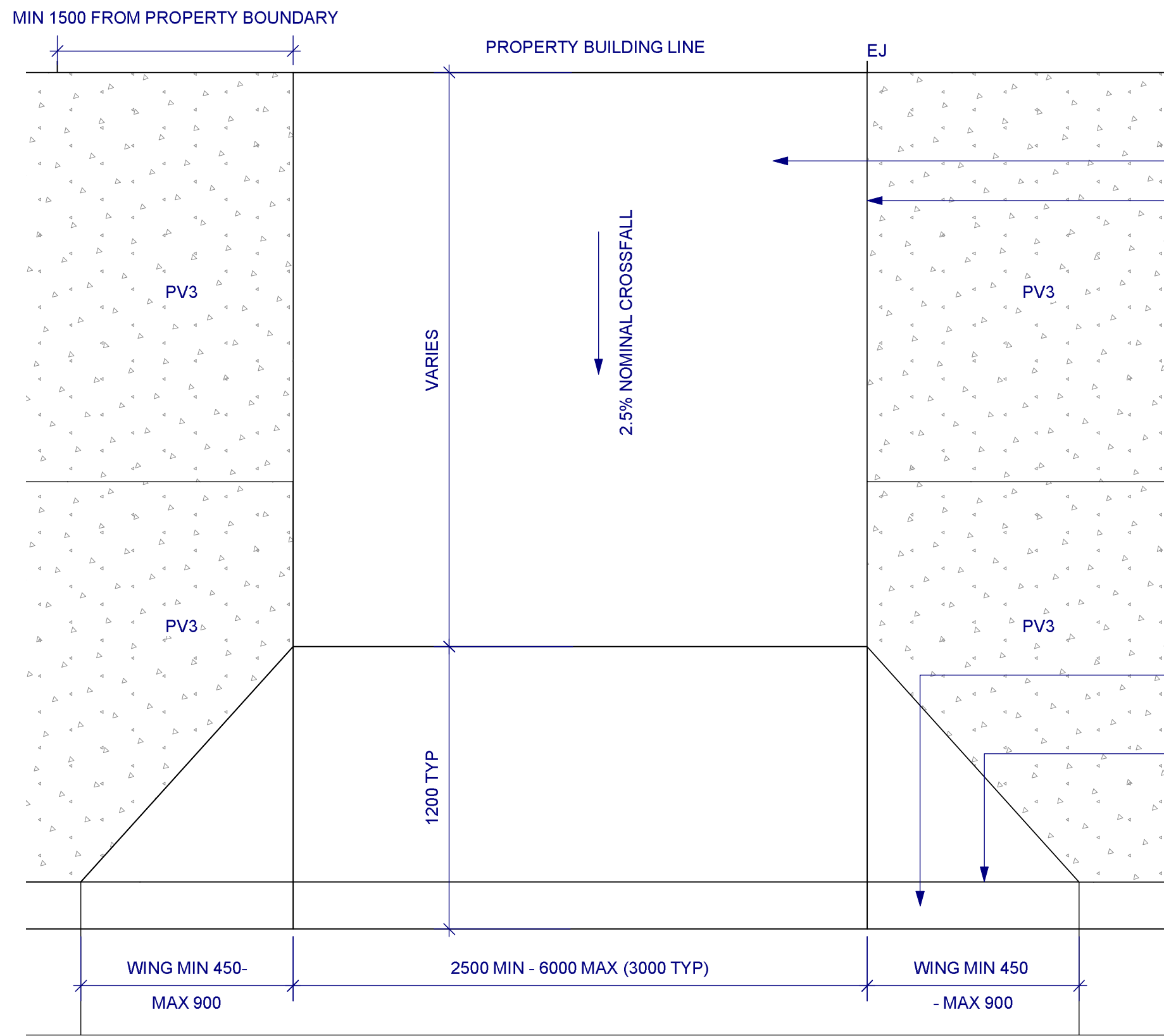
LA-604 C



1 PRAM RAMP TYPE 1 | CONCRETE PRAM RAMP
1:20 PLAN PR1

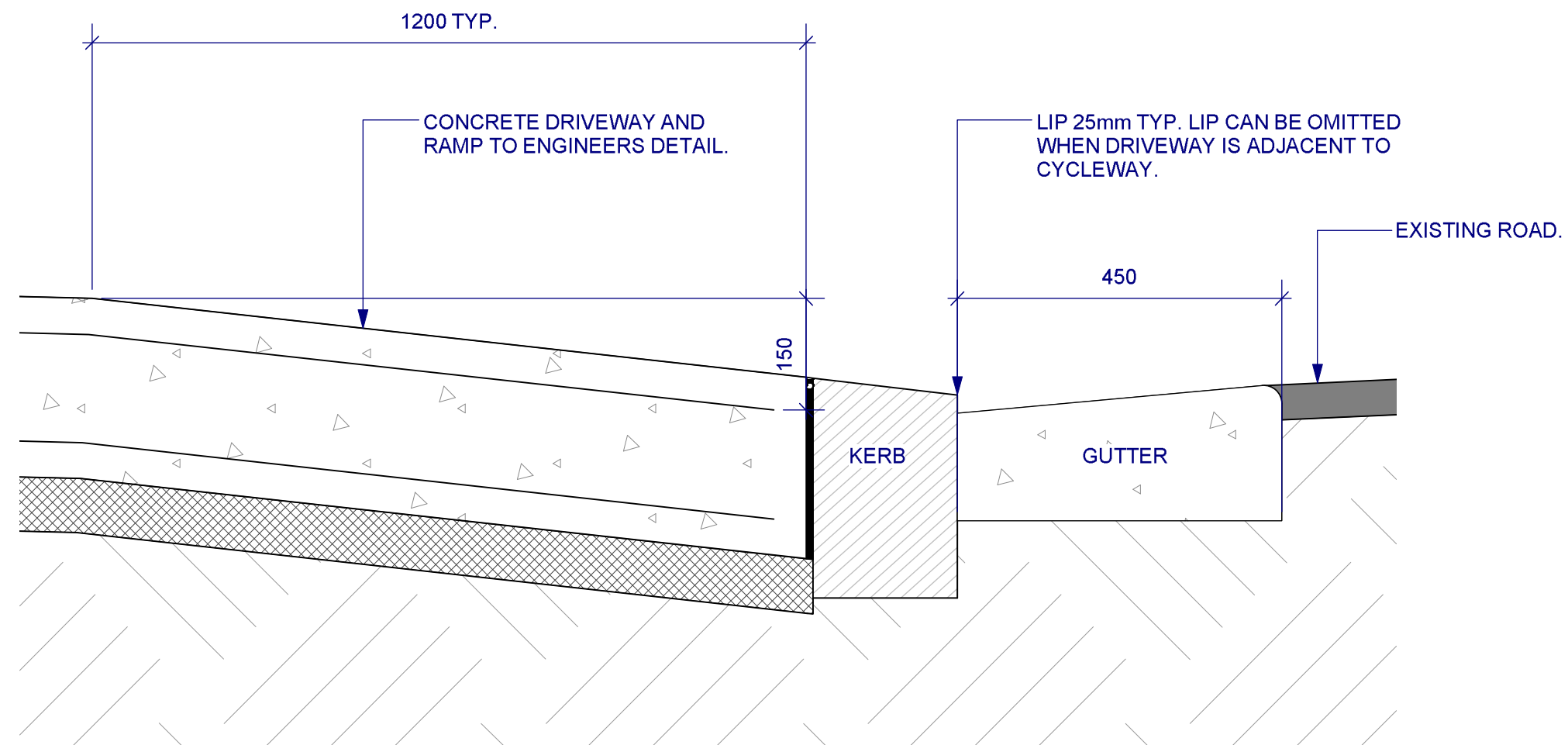


2 PRAM RAMP TYPE 1 | CONCRETE PRAM RAMP
1:10 SECTION PR1



3 VEHICULAR CROSSING | CONCRETE | CITY OF SYDNEY STANDARD
1:20 PLAN VD

- NOTES:
1. DRIVEWAY TO BE GENERALLY PERPENDICULAR TO KERB LINE, UNLESS APPROVED OTHERWISE.
 2. FOR DRIVEWAYS WIDER THAN 6.0M A TOOL JOINT SHALL BE PROVIDED ALONG THE CENTRE OF THE DRIVEWAY.



4 VEHICULAR CROSSING | CONCRETE | CITY OF SYDNEY STANDARD
1:20 SECTION VD

NOTES:
PAVING DETAILS TO BE REVIEWED BY
CIVIL ENGINEER

NOTES

These drawings are shown in colour and shall be read in digital format or print colour hardcopy.


These drawings shall be read in conjunction with all relevant information (not limited to legends, schedules, specifications)

These drawings shall be read in conjunction with any Engineers, Architects or other consultant information. (not limited to drawings, legends, schedules, specifications)

Check all dimensions and site conditions prior to commencement of any work and the procurement of any services, materials, fittings, fabrication or equipment.

Do not scale drawings – refer to figured drawings only. Any discrepancies shall immediately be referred to the Landscape Architect for clarification.

All drawings shall not be reproduced or distributed without prior permission of the Landscape Architect.

WARNING		
 Services shown on this drawing are approximate only. The exact location is to be confirmed on site by contractor prior to commencement of work.		
DATE	REV	AMENDMENTS
28/2/19	A	END OF FEBRUARY PACKAGE - FOR INFORMATION
28/3/19	B	60% DD - FOR INFORMATION
24/7/19	C	REVISED TENDER - FOR INFORMATION

ASPECT Studios™

ASPECT Studios Pty Ltd
Level 1, 78-80 George Street
Redfern NSW 2016
Australia
T 02 9699 7182
www.aspect-studios.com
sydney@aspect-studios.com
ABN 11 120 219 561

CLIENT

we are insw
Infrastructure
New South Wales

PROJECT

SYDNEY FOOTBALL STADIUM
Moore Park, New South Wales

DRAWING

HARDWORKS DETAILS
Kerbs and Ramps

DRAWN

JR | DC

CHECKED

JH

SCALE A1 | SCALE A3

STATUS

NORTH

FOR INFORMATION


NOT FOR CONSTRUCTION

DRAWING NO.

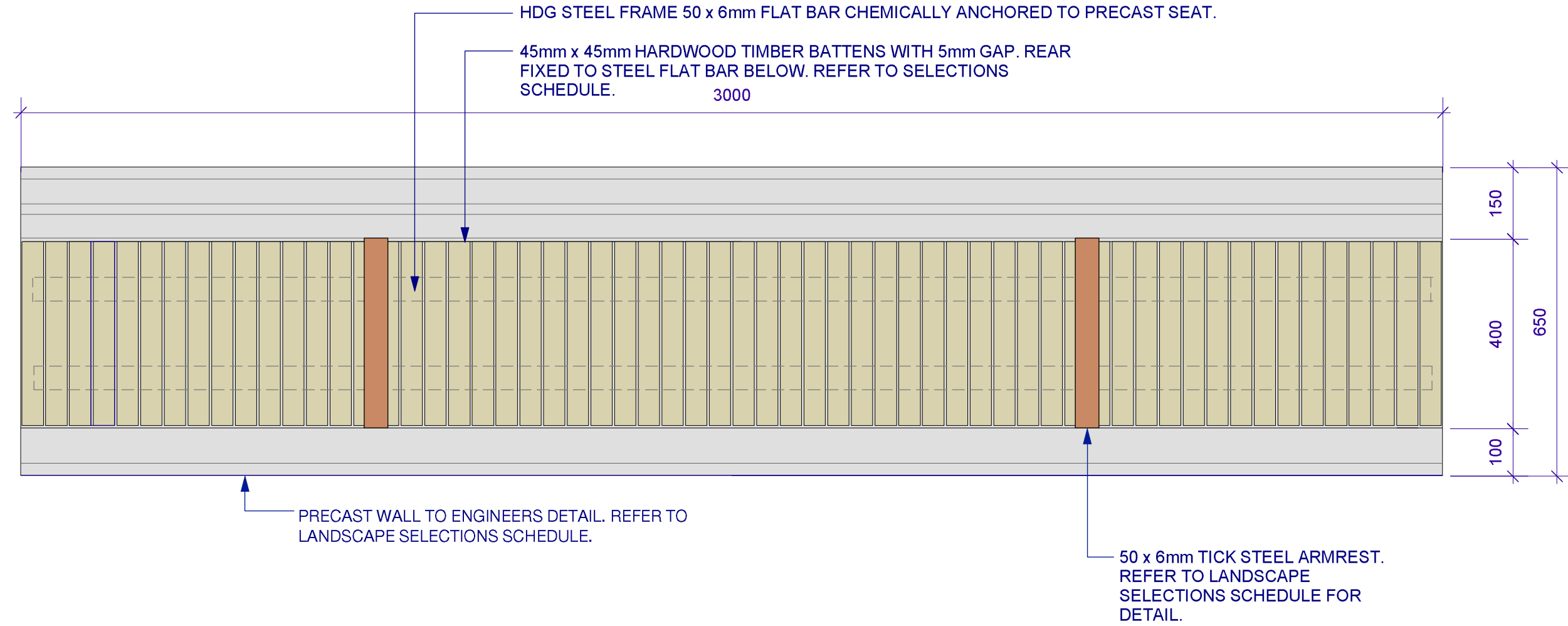
REVISION

LA-605

C

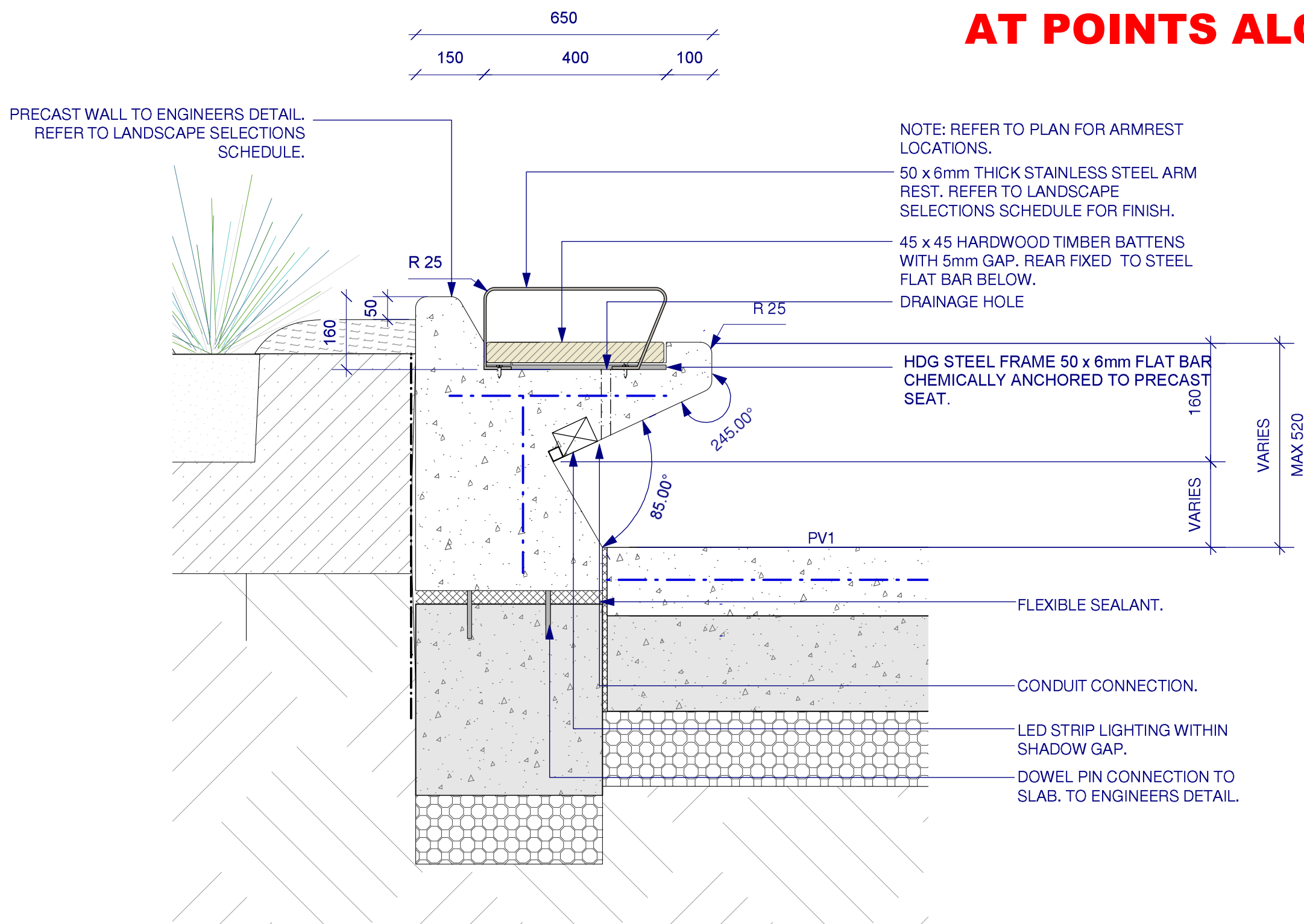


1 WALL TYPE 1 - PRECAST CONCRETE WALL WITH INTEGRATED TIMBER BENCH
NTS PERSPECTIVE

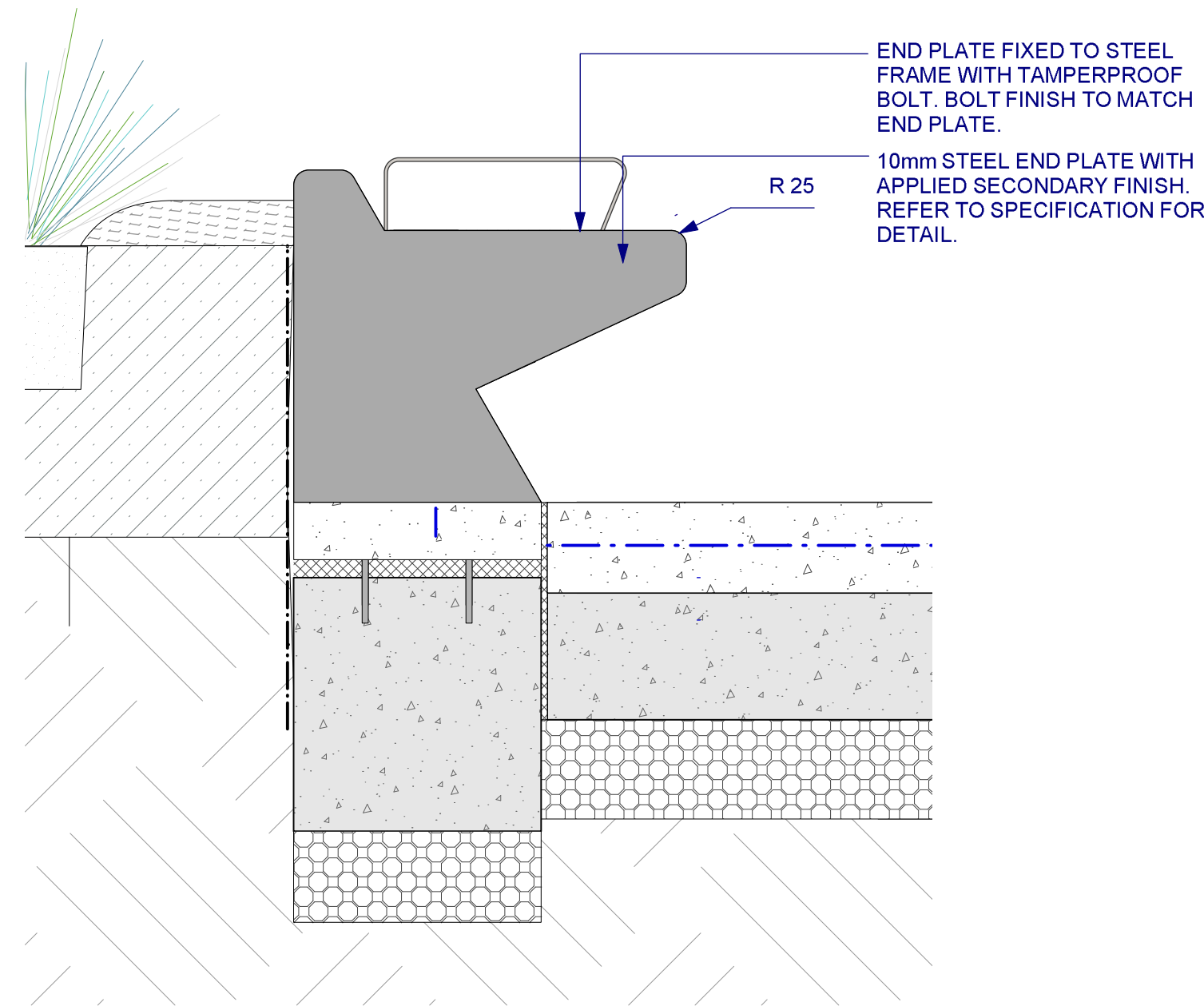


2 WALL TYPE 1 - PRECAST CONCRETE WALL WITH INTEGRATED TIMBER BENCH
1:10 PLAN W1A

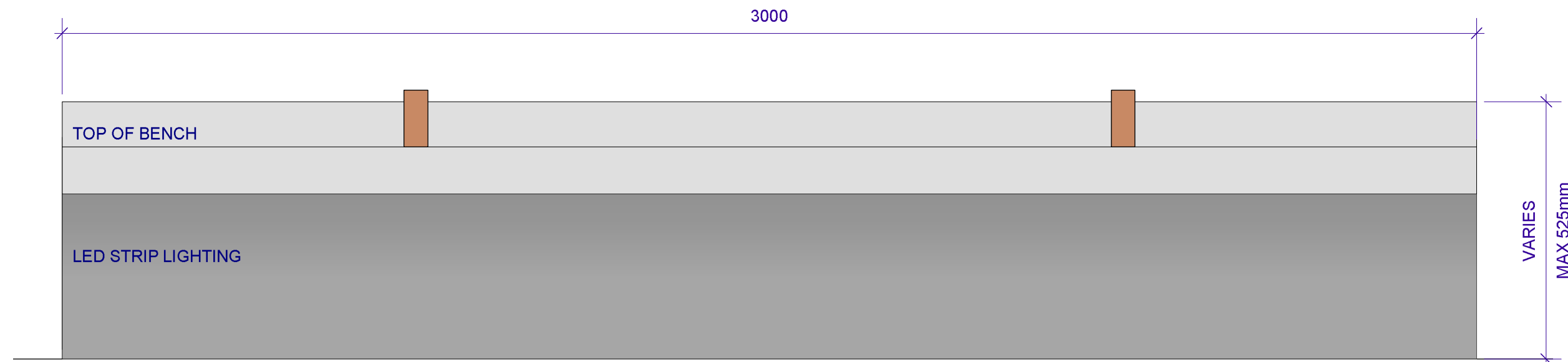
**TO BE UPDATED TO INCORPORATE BACKRESTS
AT POINTS ALONG WALL TYPE 1**



3 WALL TYPE 1 - PRECAST CONCRETE WALL WITH INTEGRATED TIMBER BENCH
1:10 TYPICAL SECTION W1A



4 WALL TYPE 1 - PRECAST CONCRETE WALL WITH INTEGRATED TIMBER BENCH
1:10 TYPICAL ELEVATION W1A



5 WALL TYPE 1 - PRECAST CONCRETE WALL WITH INTEGRATED TIMBER BENCH
1:10 FRONT ELEVATION W1A

NOTES

These drawings are shown in colour and shall be read in digital format or print colour hardcopy.


These drawings shall be read in conjunction with all relevant information (not limited to legends, schedules, specifications)

These drawings shall be read in conjunction with any Engineers, Architects or other consultant information. (not limited to drawings, legends, schedules, specifications)

Check all dimensions and site conditions prior to commencement of any work and the procurement of any services, materials, fittings, fabrication or equipment.

Do not scale drawings – refer to figured drawings only. Any discrepancies shall immediately be referred to the Landscape Architect for clarification.

All drawings shall not be reproduced or distributed without prior permission of the Landscape Architect.

WARNING		
 Services shown on this drawing are approximate only. The exact location is to be confirmed on site by contractor prior to commencement of work.		
DATE	REV	AMENDMENTS
28/2/19	A	END OF FEBRUARY PACKAGE - FOR INFORMATION
28/3/19	B	60% DD - FOR INFORMATION
24/7/19	C	REVISED TENDER - FOR INFORMATION

ASPECT Studios™

ASPECT Studios Pty Ltd
Level 1, 78-80 George Street
Redfern NSW 2016
Australia
T 02 9699 7182
www.aspect-studios.com
sydney@aspect-studios.com
ABN 11 120 219 561

CLIENT

we are insw
Infrastructure
New South Wales

PROJECT

SYDNEY FOOTBALL STADIUM
Moore Park, New South Wales

S18030

DRAWING

HARDWORKS DETAILS
Wall Type 1

DRAWN

JR | DC

CHECKED

JH

SCALE A1 | SCALE A3

STATUS

NORTH

FOR INFORMATION

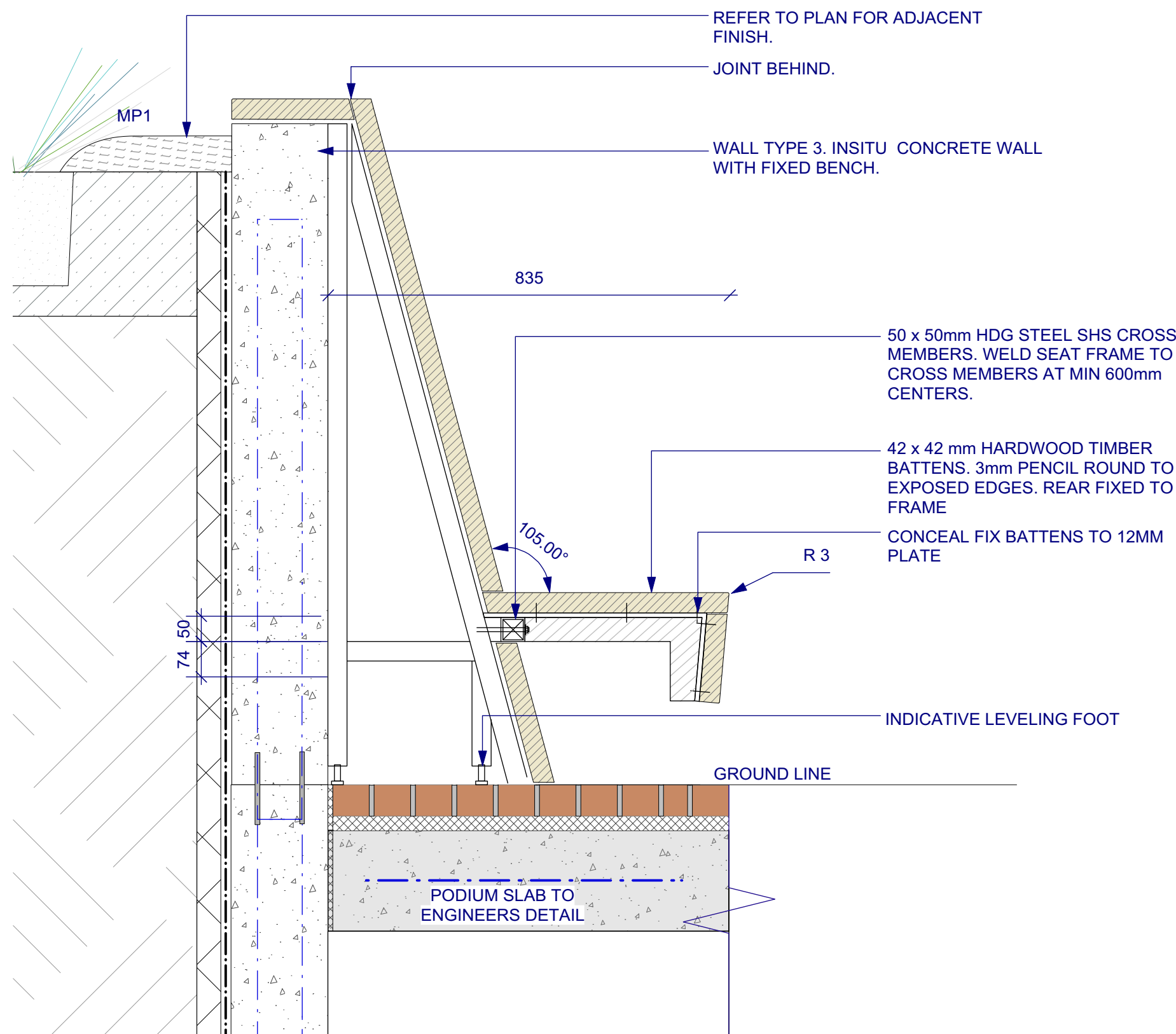
NOT FOR CONSTRUCTION

DRAWING NO.

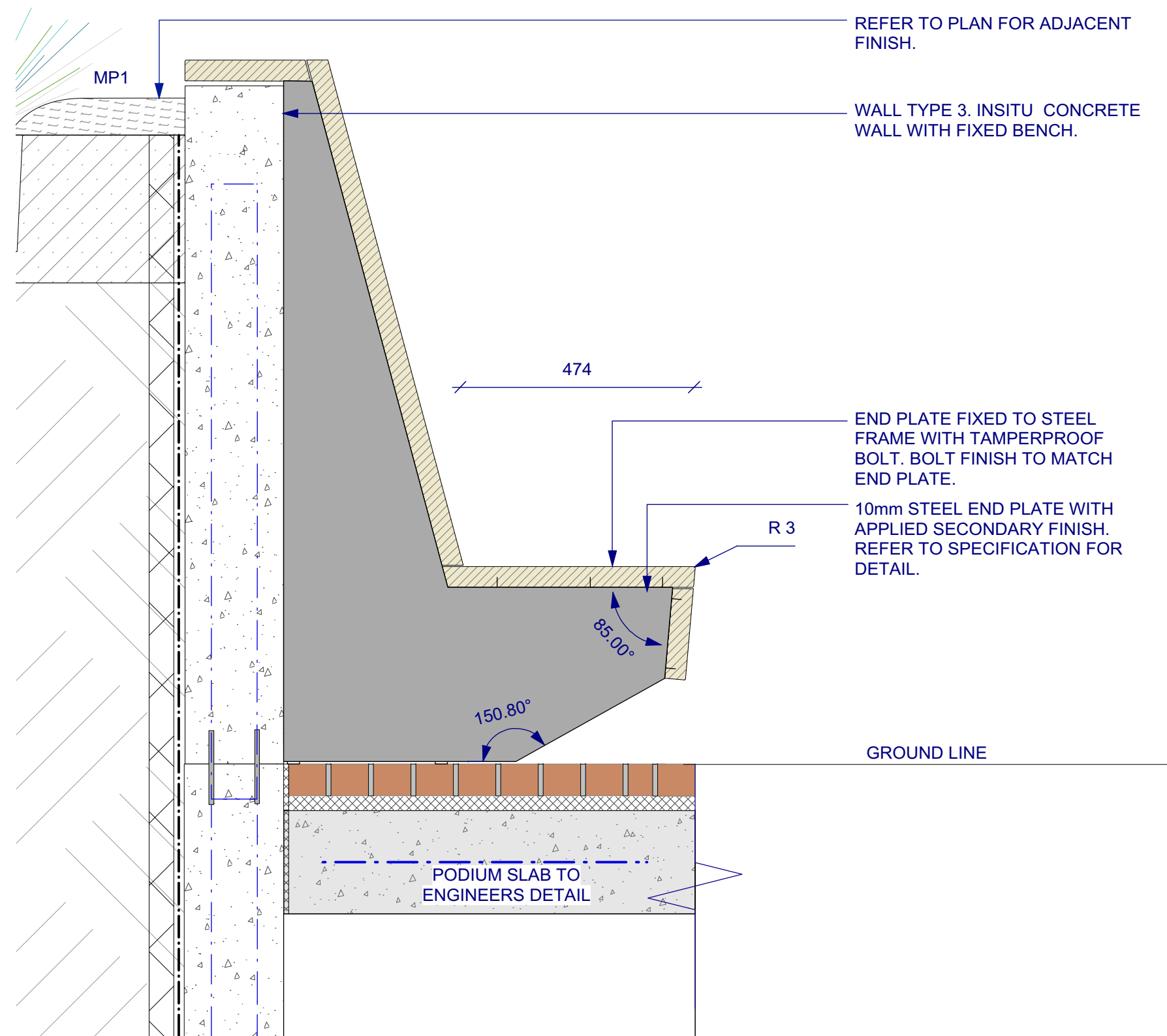
LA-621

REVISION

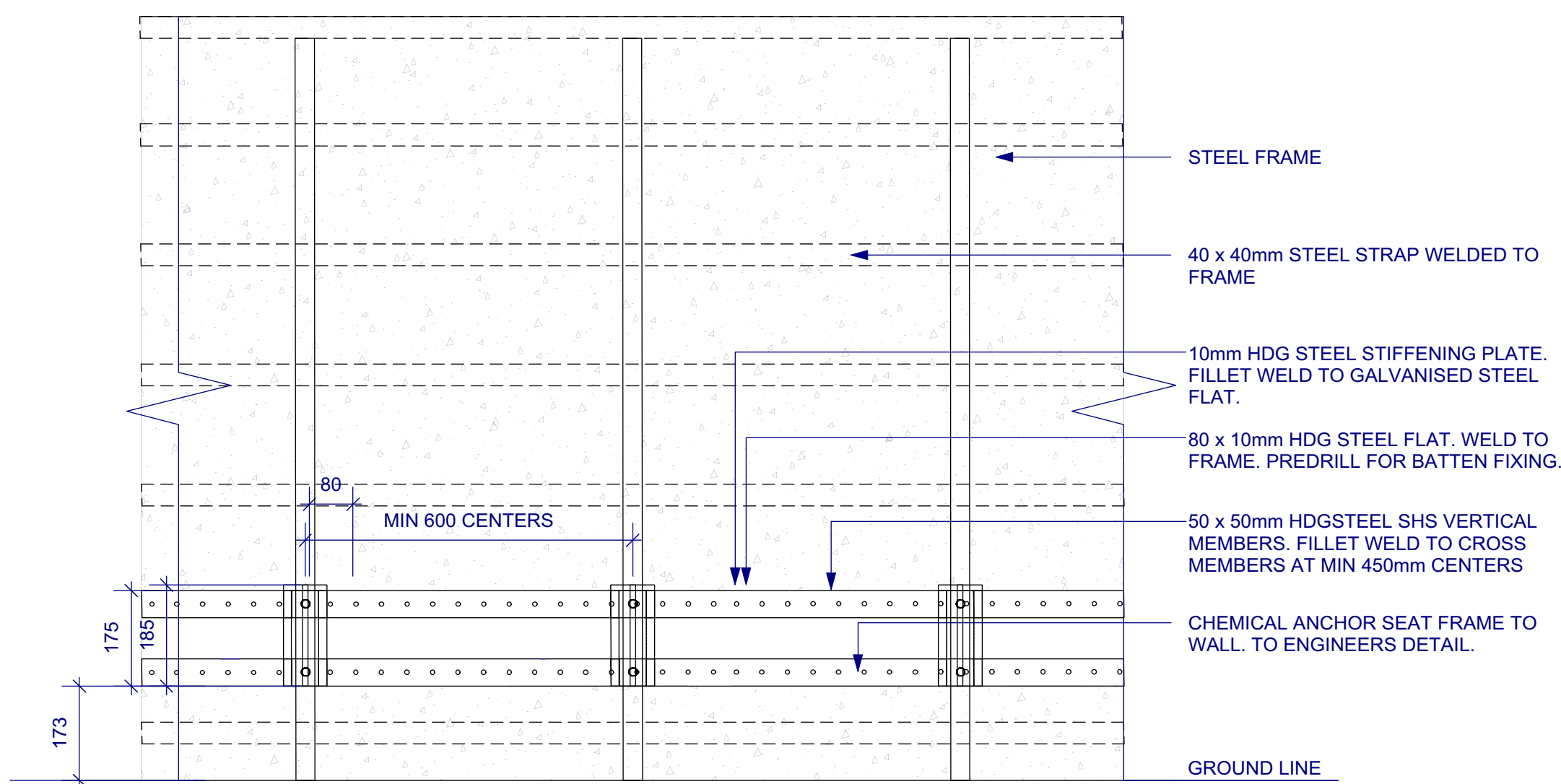
C




1 WALL TYPE 3 -INSITU CONCRETE WALL WITH FIXED BENCH
1:10 SECTION W3



2 WALL TYPE 3 -INSITU CONCRETE WALL WITH FIXED BENCH
1:10 END ELEVATION W3



3 WALL TYPE 3 -INSITU CONCRETE WALL - FRAME
1:10 ELEVATION W3



4 WALL TYPE 3 -INSITU CONCRETE WALL - TIMBER
1:10 ELEVATION W3

NOTES

These drawings are shown in colour and shall be read in digital format or print colour hardcopy.

These drawings shall be read in conjunction with all relevant information (not limited to legends, schedules, specifications)

These drawings shall be read in conjunction with any Engineers, Architects or other consultant information. (not limited to drawings, legends, schedules, specifications)

Check all dimensions and site conditions prior to commencement of any work and the procurement of any services, materials, fittings, fabrication or equipment.

Do not scale drawings – refer to figured drawings only. Any discrepancies shall immediately be referred to the Landscape Architect for clarification.

All drawings shall not be reproduced or distributed without prior permission of the Landscape Architect.

WARNING

DIAL BEFORE YOU DIG Services shown on this drawing are approximate only. The exact location is to be confirmed on site by contractor prior to commencement of work.

www.1100.com.au

DATE	REV	AMENDMENTS
29/3/19	A	60% DD - FOR INFORMATION
24/7/19	B	REVISED TENDER - FOR INFORMATION
8/8/19	C	REVISED TENDER - FOR INFORMATION

ASPECT Studios™

ASPECT Studios Pty Ltd
Level 1, 78-80 George Street
Redfern NSW 2016
Australia
T 02 9699 7182
www.aspect-studios.com
sydney@aspect-studios.com
ABN 11 120 219 561

CLIENT

we are insw
Infrastructure
New South Wales

PROJECT

SYDNEY FOOTBALL STADIUM
Moore Park, New South Wales

S18030

DRAWING

HARDWORKS DETAILS
Walls Type 2 & 6/7

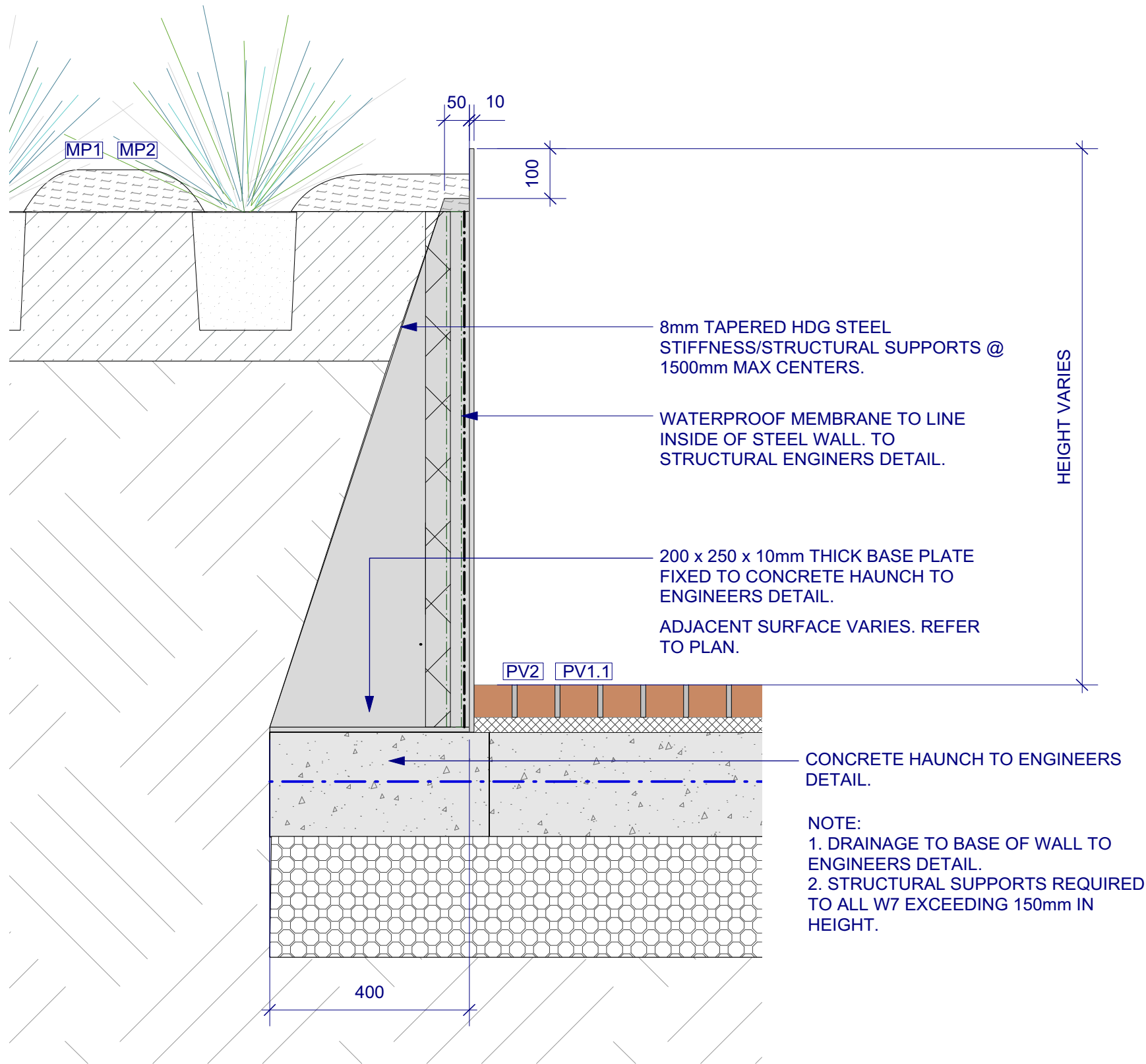
DRAWN JR | DC **CHECKED** JH **SCALE** A1 | **SCALE** A3

STATUS **NORTH**

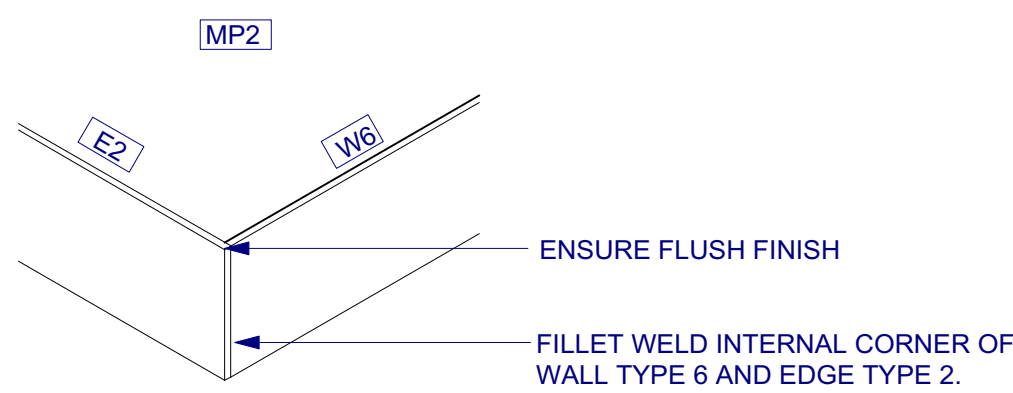
FOR INFORMATION
NOT FOR CONSTRUCTION

DRAWING NO. **REVISION**

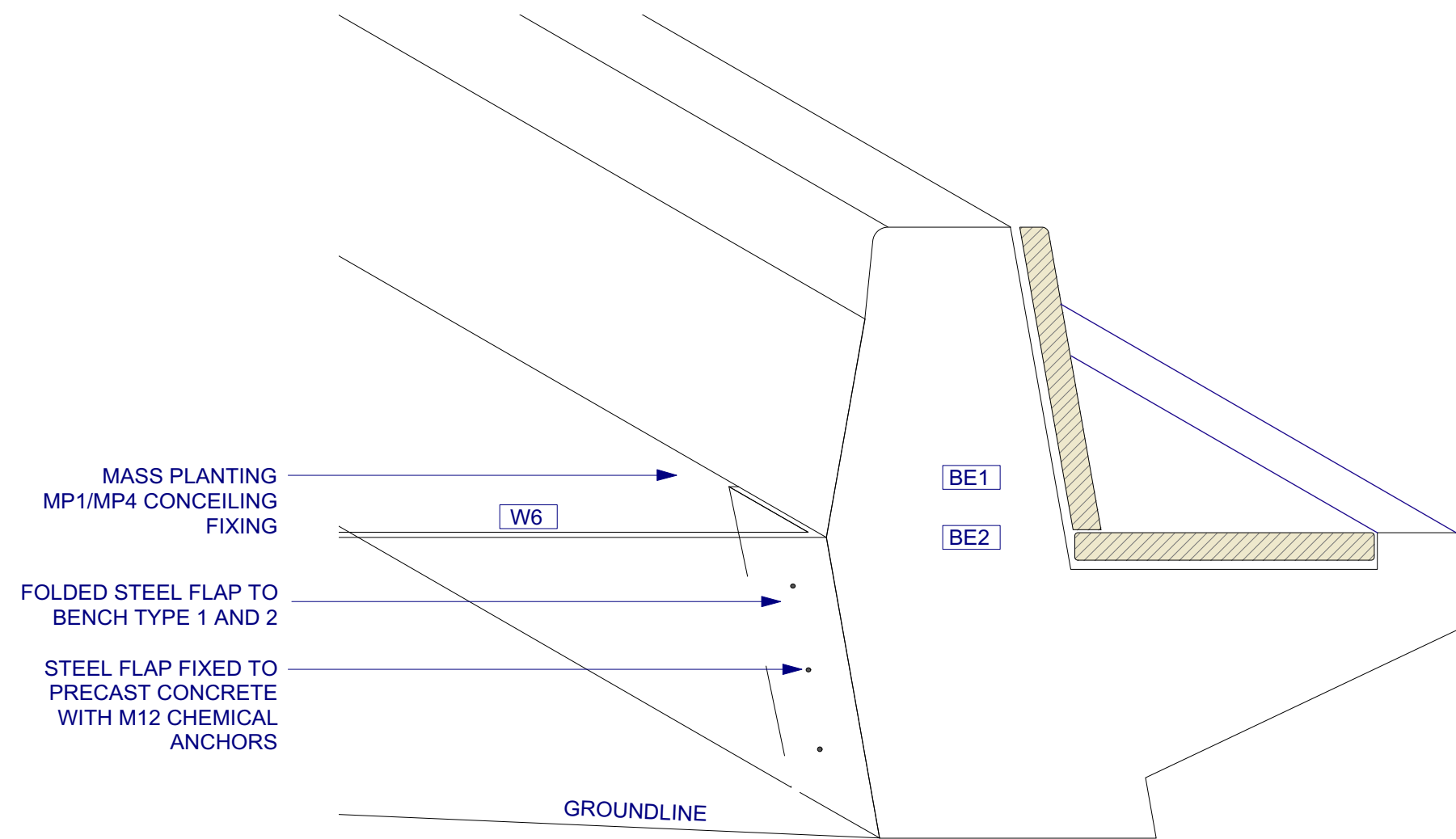
LA-625 **C**



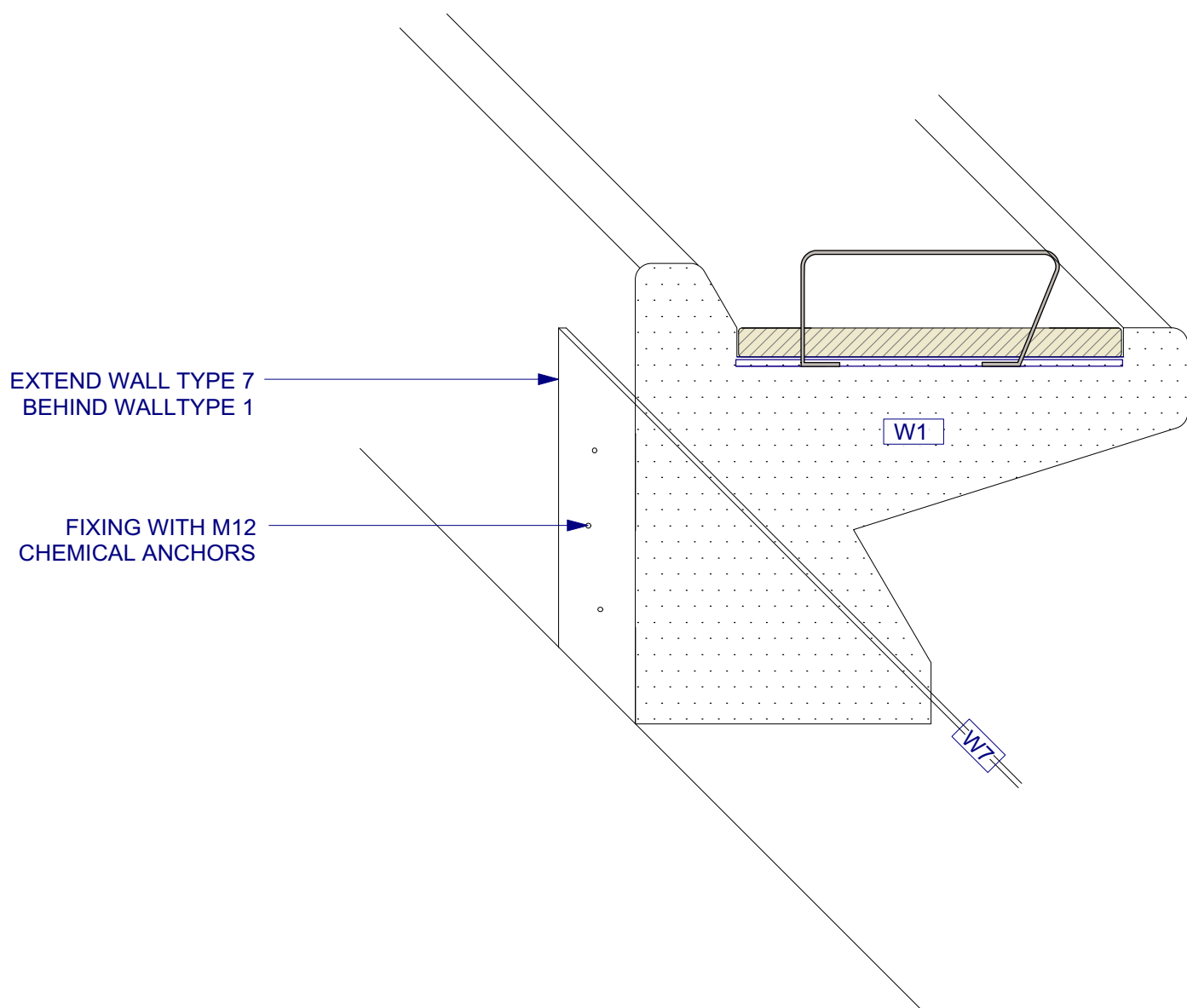
1 WALL TYPE 6/7 - STEEL EDGE STRUCTURAL SUPPORT
1:10 SECTION W6/7



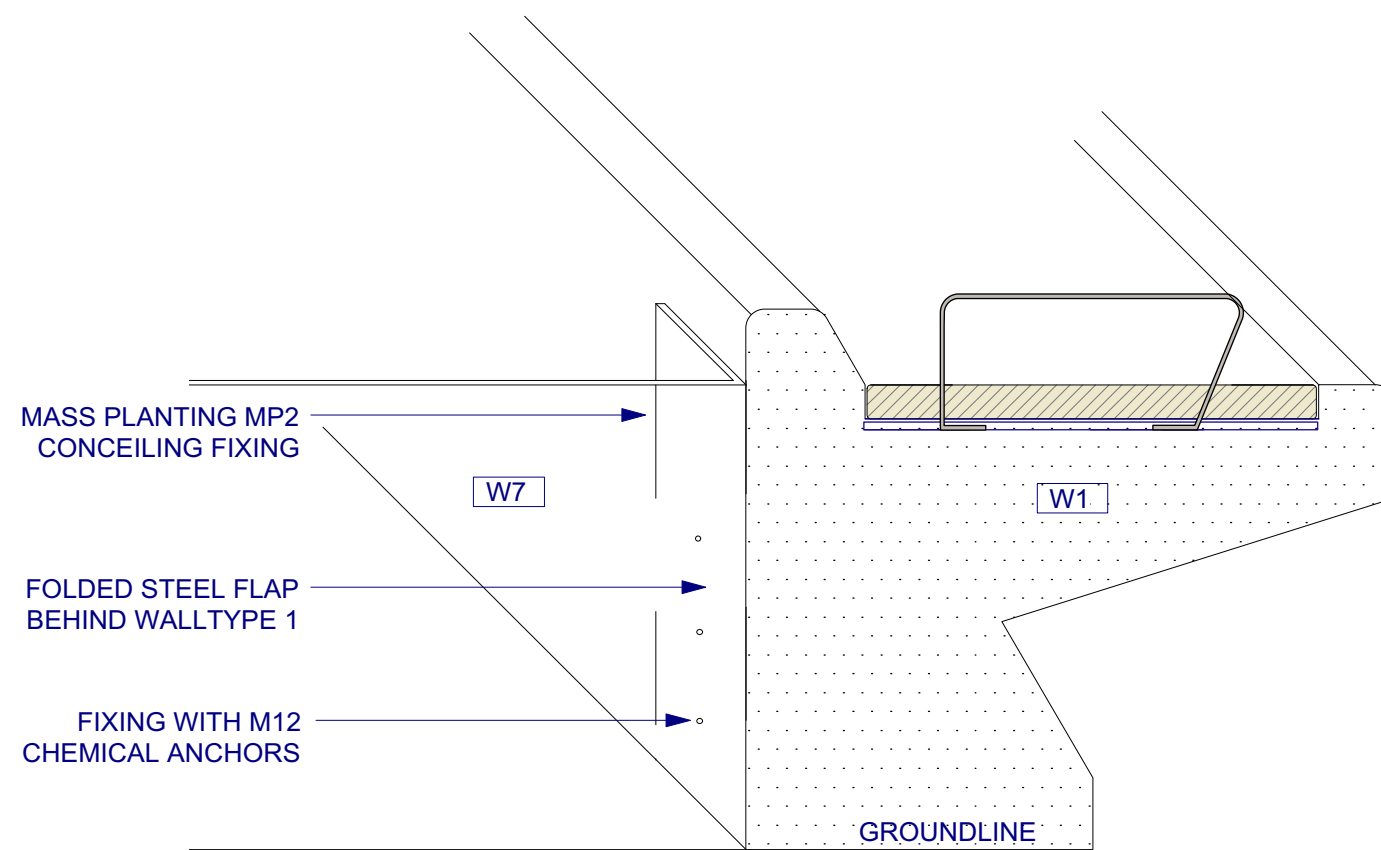
2 W6 - INTERFACE FIXING TO E2
1:10 AXONOMETRIC



3 W7 - INTERFACE FIXING TO BE1 AND BE2
1:10 AXONOMETRIC



4 W7 - INTERFACE FIXING TO W1 PARALLEL ARRANGEMENT
1:10 AXONOMETRIC



5 W7 - INTERFACE FIXING TO W1 PERPENDICULAR ARRANGEMENT
1:10 AXONOMETRIC

NOTES

These drawings are shown in colour and shall be read in digital format or print colour hardcopy.


These drawings shall be read in conjunction with all relevant information (not limited to legends, schedules, specifications)

These drawings shall be read in conjunction with any Engineers, Architects or other consultant information. (not limited to drawings, legends, schedules, specifications)

Check all dimensions and site conditions prior to commencement of any work and the procurement of any services, materials, fittings, fabrication or equipment.

Do not scale drawings – refer to figured drawings only. Any discrepancies shall immediately be referred to the Landscape Architect for clarification.

All drawings shall not be reproduced or distributed without prior permission of the Landscape Architect.

WARNING		
		
Services shown on this drawing are approximate only. The exact location is to be confirmed on site by contractor prior to commencement of work.		
DATE	REV	AMENDMENTS
28/3/19	A	60% DD - FOR INFORMATION
24/7/19	B	REVISED TENDER - FOR INFORMATION

ASPECT Studios™

ASPECT Studios Pty Ltd
Level 1, 78-80 George Street
Redfern NSW 2016
Australia
T 02 9699 7182
www.aspect-studios.com
sydney@aspect-studios.com
ABN 11 120 219 561



PROJECT
SYDNEY FOOTBALL STADIUM
Moore Park, New South Wales

S18030

DRAWING
HARDWORKS DETAILS
Walls Type 8 & 10

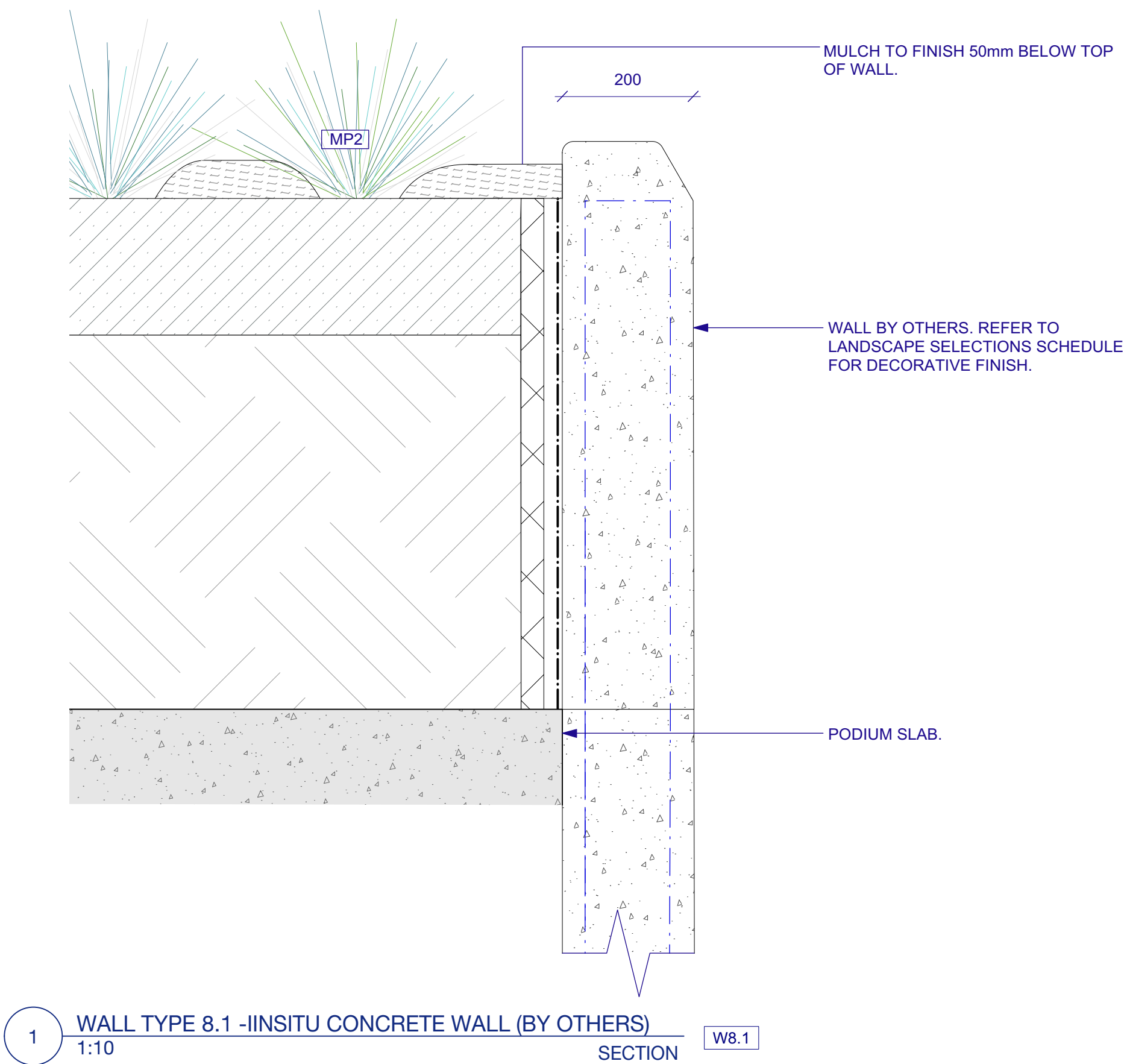
DRAWN JR | DC CHECKED JH SCALE A1 | SCALE A3

STATUS NORTH

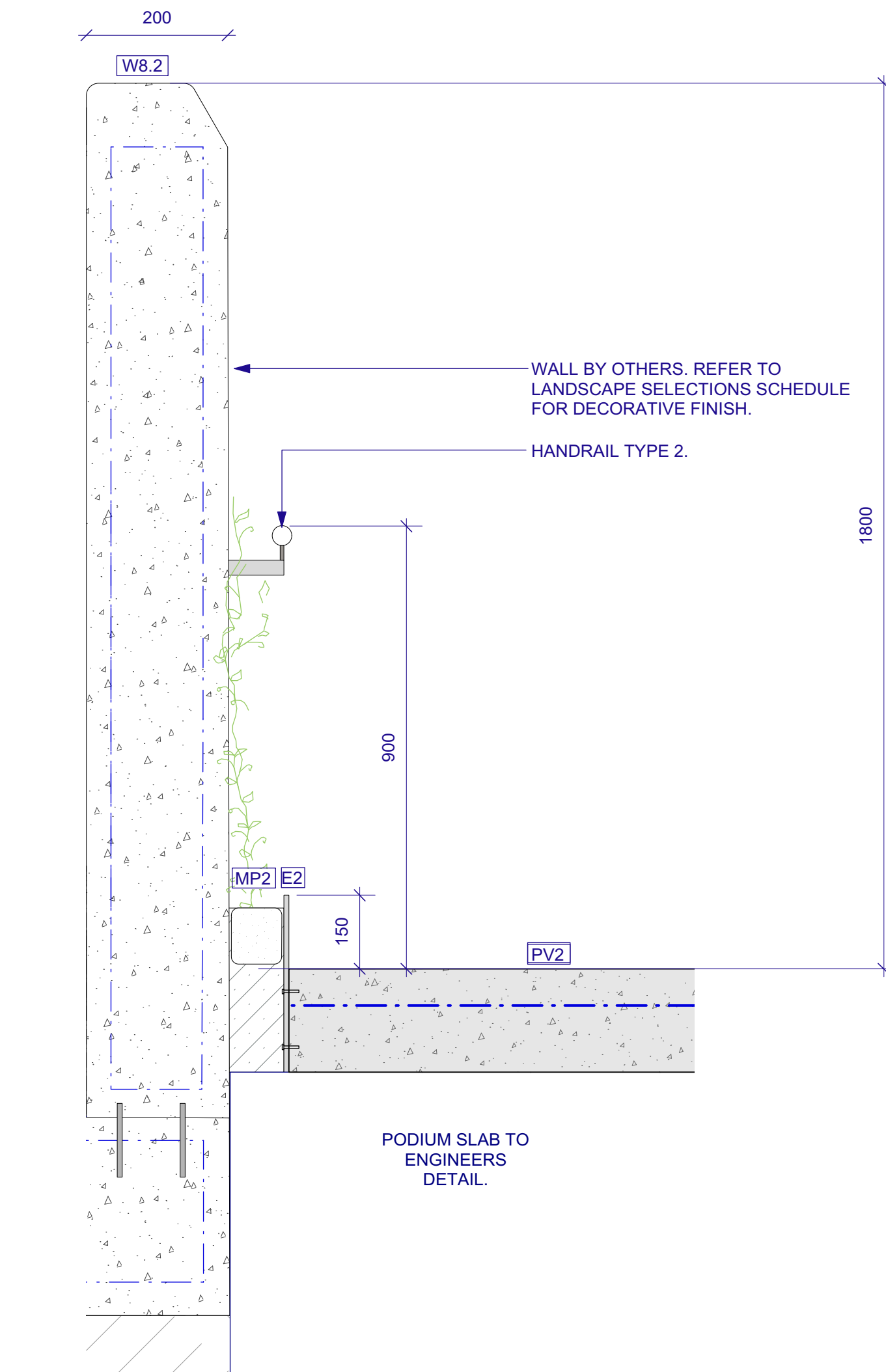
FOR INFORMATION
NOT FOR CONSTRUCTION

DRAWING NO. REVISION

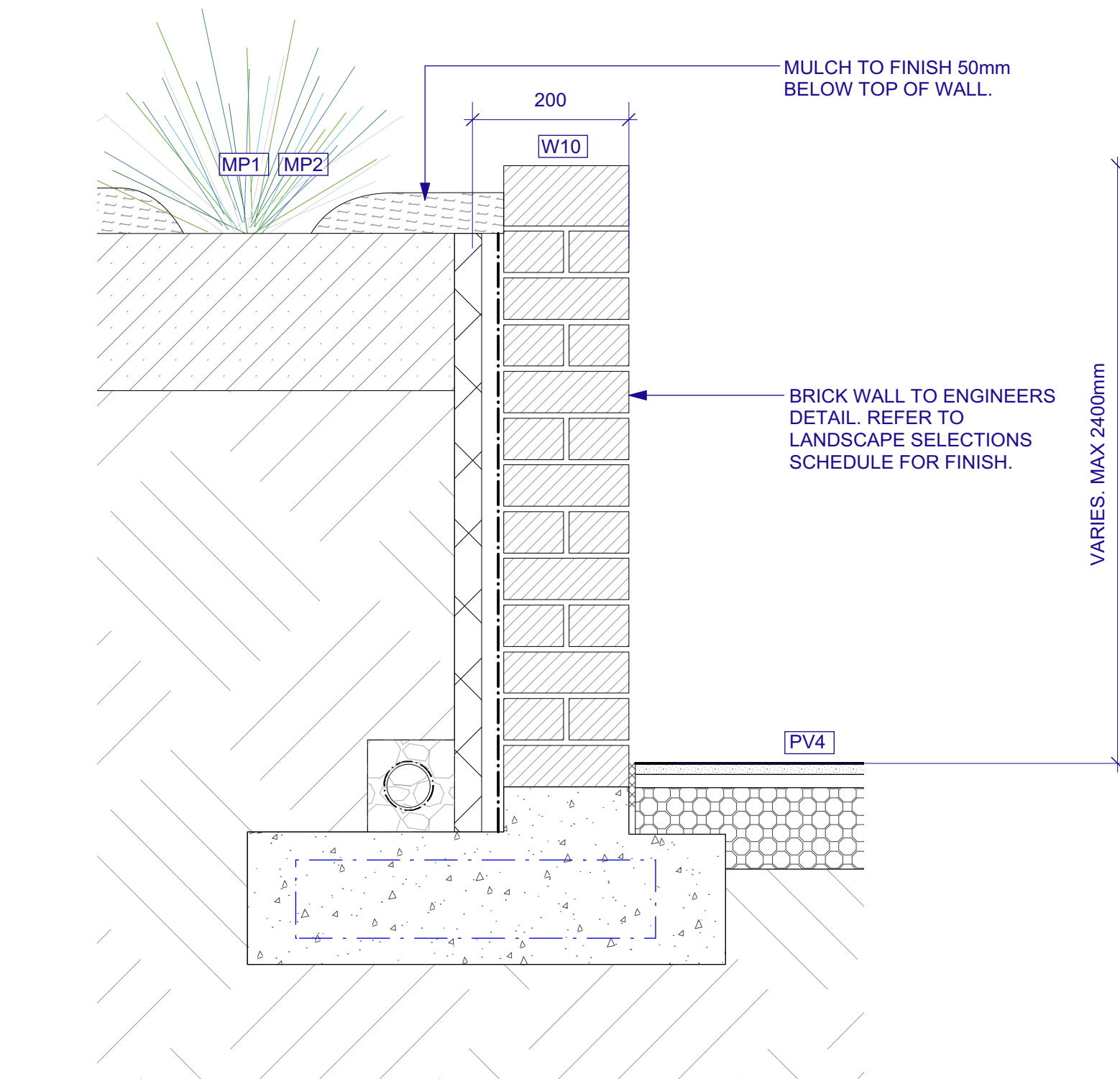
LA-626 B



1 WALL TYPE 8.1 -INSITU CONCRETE WALL (BY OTHERS)
1:10 SECTION W8.1



2 WALL TYPE 8.2 -INSITU CONCRETE WALL (BY OTHERS)
1:10 SECTION W8.2



3 WALL TYPE 10 -INSITU CONCRETE WALL
1:10 SECTION W10

NOTES

These drawings are shown in colour and shall be read in digital format or print colour hardcopy.


These drawings shall be read in conjunction with all relevant information (not limited to legends, schedules, specifications)

These drawings shall be read in conjunction with any Engineers, Architects or other consultant information. (not limited to drawings, legends, schedules, specifications)

Check all dimensions and site conditions prior to commencement of any work and the procurement of any services, materials, fittings, fabrication or equipment.

Do not scale drawings – refer to figured drawings only. Any discrepancies shall immediately be referred to the Landscape Architect for clarification.

All drawings shall not be reproduced or distributed without prior permission of the Landscape Architect.

WARNING		
		
Services shown on this drawing are approximate only. The exact location is to be confirmed on site by contractor prior to commencement of work.		
DATE	REV	AMENDMENTS
29/3/19	A	60% DD - FOR INFORMATION
24/7/19	B	REVISED TENDER - FOR INFORMATION

ASPECT Studios™

ASPECT Studios Pty Ltd
Level 1, 78-80 George Street
Redfern NSW 2016
Australia
T 02 9699 7182
www.aspect-studios.com
sydney@aspect-studios.com
ABN 11 120 219 561

CLIENT



PROJECT

SYDNEY FOOTBALL STADIUM
Moore Park, New South Wales

S18030

DRAWING

HARDWORKS DETAILS
Wall Type 8 & 10

DRAWN JR | DC

CHECKED JH

SCALE A1 | SCALE A3

STATUS

NORTH

FOR INFORMATION

NOT FOR CONSTRUCTION

DRAWING NO.

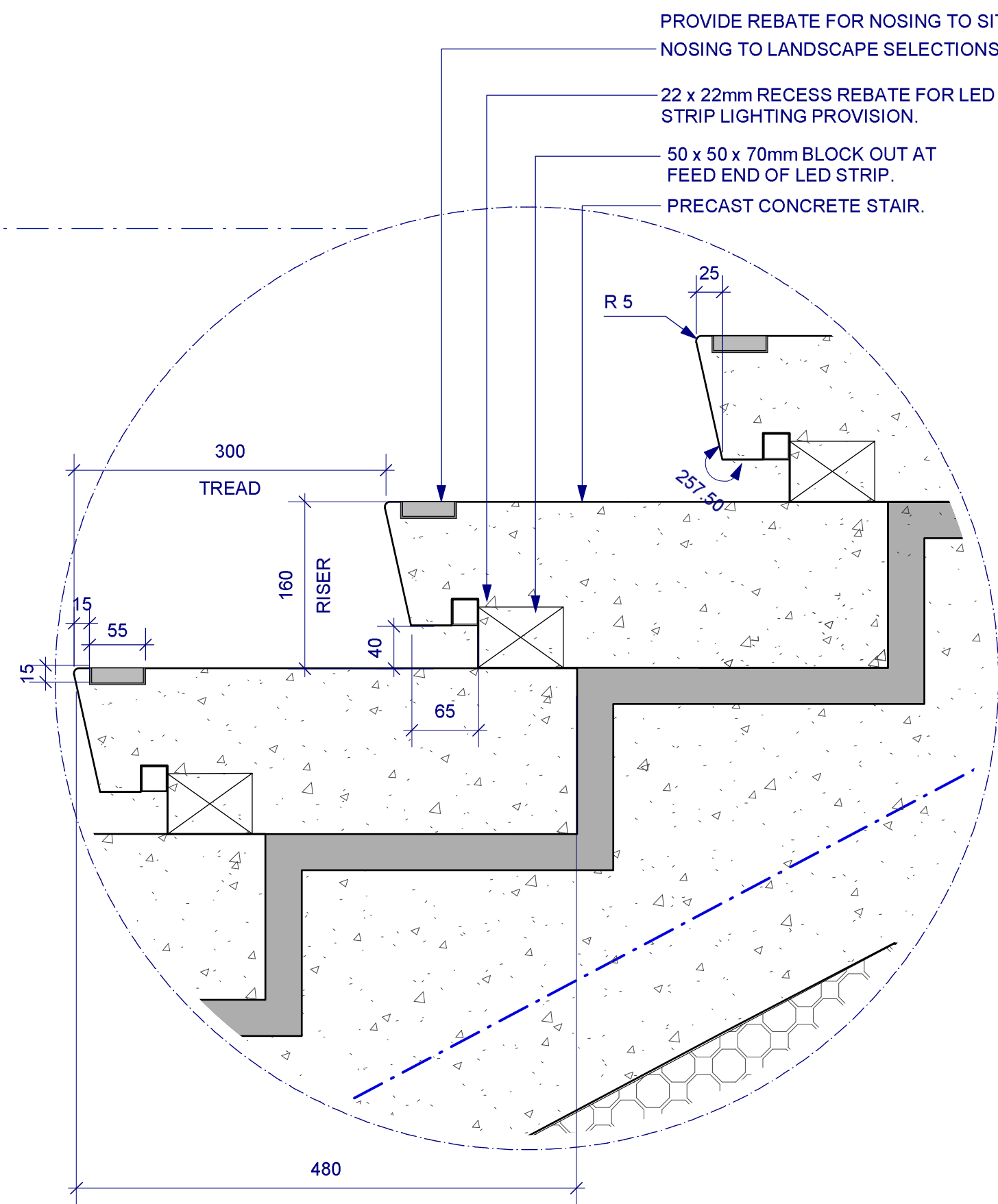
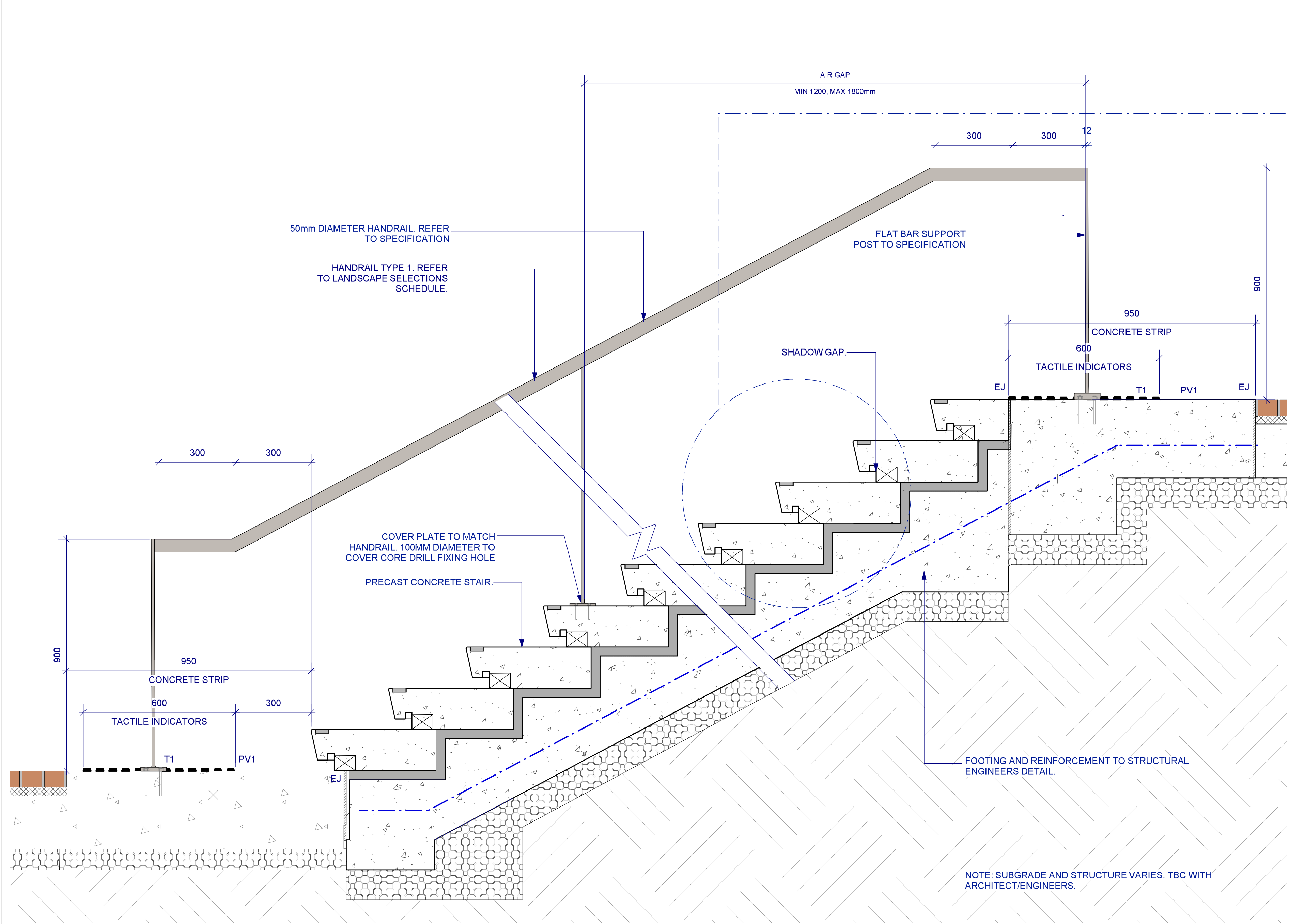
REVISION

LA-627

B

[illegible]

05 PRODUCTION\02 Phase 02 (SSDA)\01 CAD\

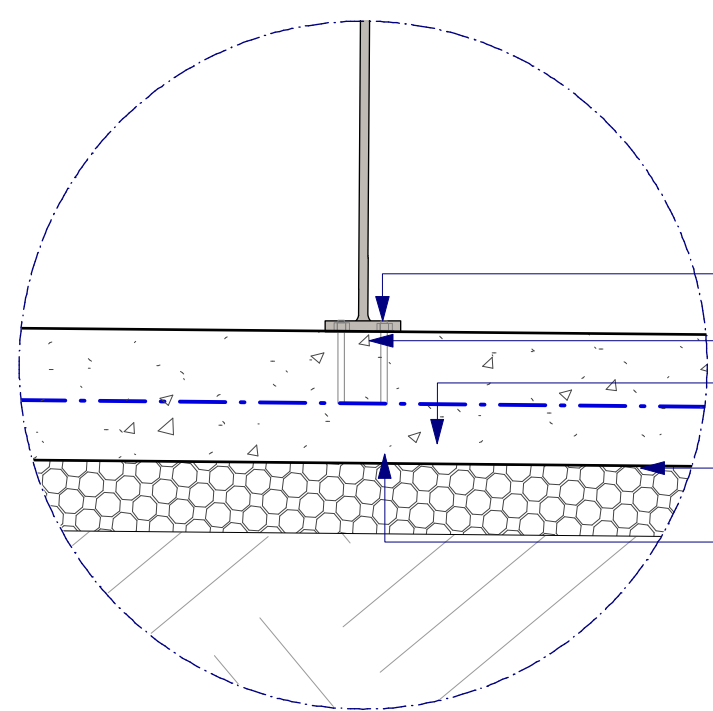


2 STAIR TYPE 1 | TYPICAL VISIBILITY NOSING
1:5

1 STAIR TYPE 1 & HANDRAIL TYPE 1 | TYPICAL DETAIL
1:10

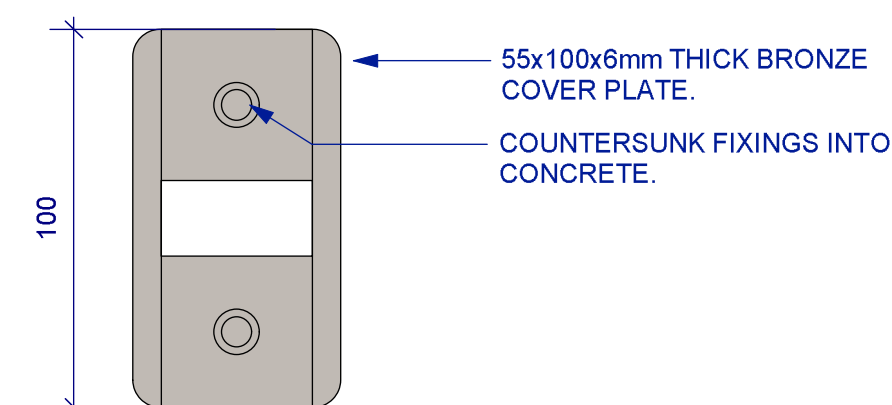
SECTION

ST1
HR1



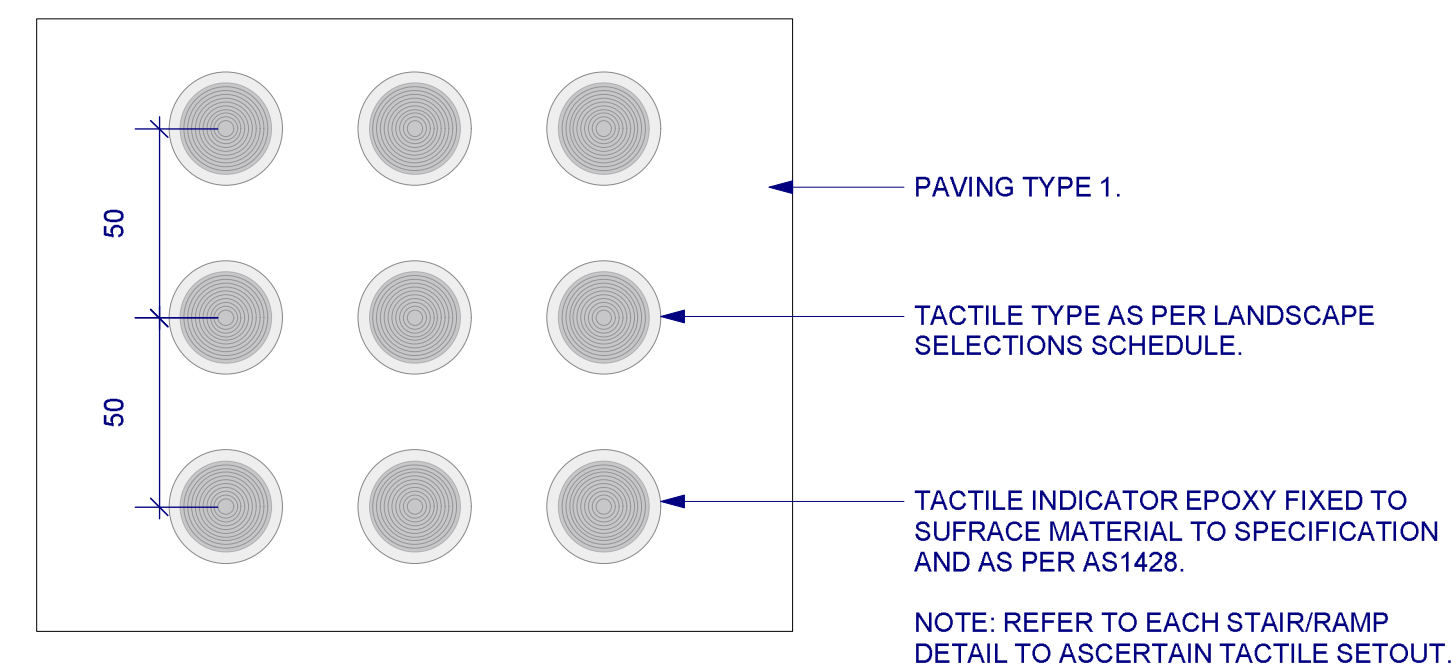
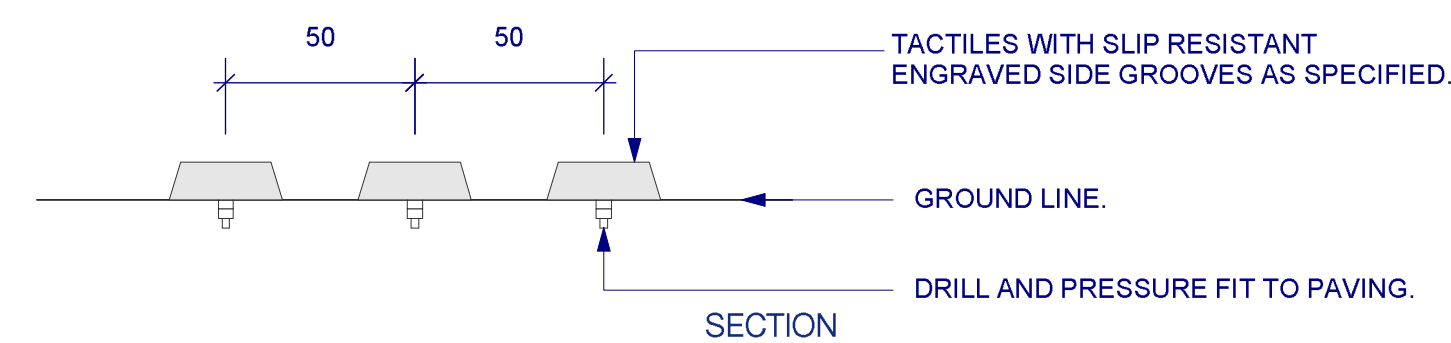
3 HANDRAIL TYPE 1 | POST FIXING
1:10

SECTION



4 HANDRAIL TYPE 1 | POST COVER PLATE
1:2

PLAN



5 TACTILE TYPE 1 | TYPICAL LAYOUT
1:2

PLAN

NOTES

These drawings are shown in colour and shall be read in digital format or print colour hardcopy.

These drawings shall be read in conjunction with all relevant information (not limited to legends, schedules, specifications)

These drawings shall be read in conjunction with any Engineers, Architects or other consultant information. (not limited to drawings, legends, schedules, specifications)

Check all dimensions and site conditions prior to commencement of any work and the procurement of any services, materials, fittings, fabrication or equipment.

Do not scale drawings – refer to figured drawings only. Any discrepancies shall immediately be referred to the Landscape Architect for clarification.

All drawings shall not be reproduced or distributed without prior permission of the Landscape Architect.

WARNING



DATE	REV	AMENDMENTS
28/9/19	A	60% DD - FOR INFORMATION
24/7/19	B	REVISED TENDER - FOR INFORMATION
30/8/19	C	REVISED TENDER - FOR INFORMATION

ASPECT Studios™

ASPECT Studios Pty Ltd
Level 1, 78-80 George Street
Redfern NSW 2016
Australia
T 02 9699 7182
www.aspect-studios.com
sydney@aspect-studios.com
ABN 11 120 219 561

CLIENT



PROJECT
SYDNEY FOOTBALL STADIUM
Moore Park, New South Wales
S18030

DRAWING
HARDWORKS DETAILS
Typical Stair Type 1 Details

DRAWN JR | DC CHECKED JH SCALE A1 | SCALE A3

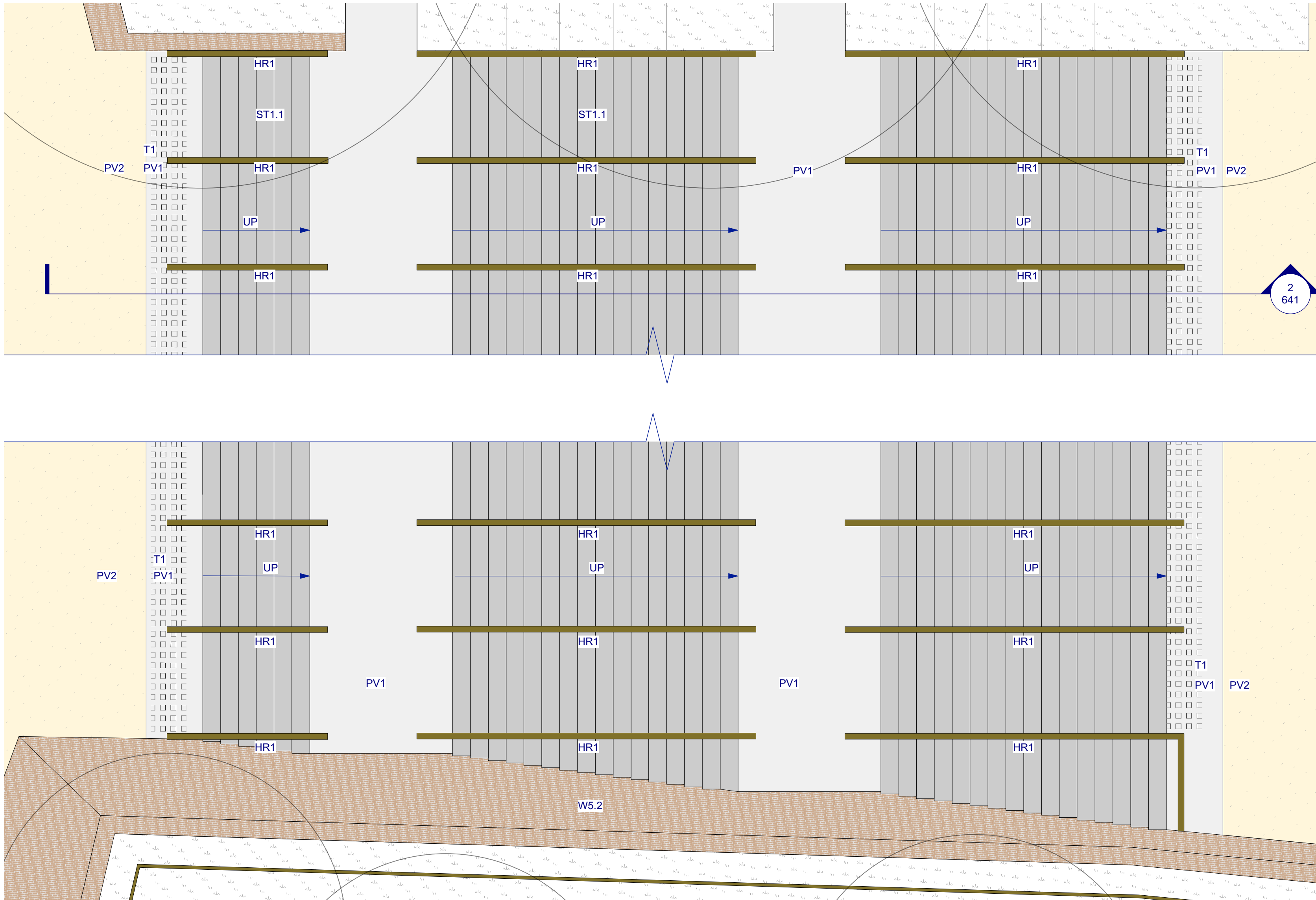
STATUS NORTH

FOR INFORMATION

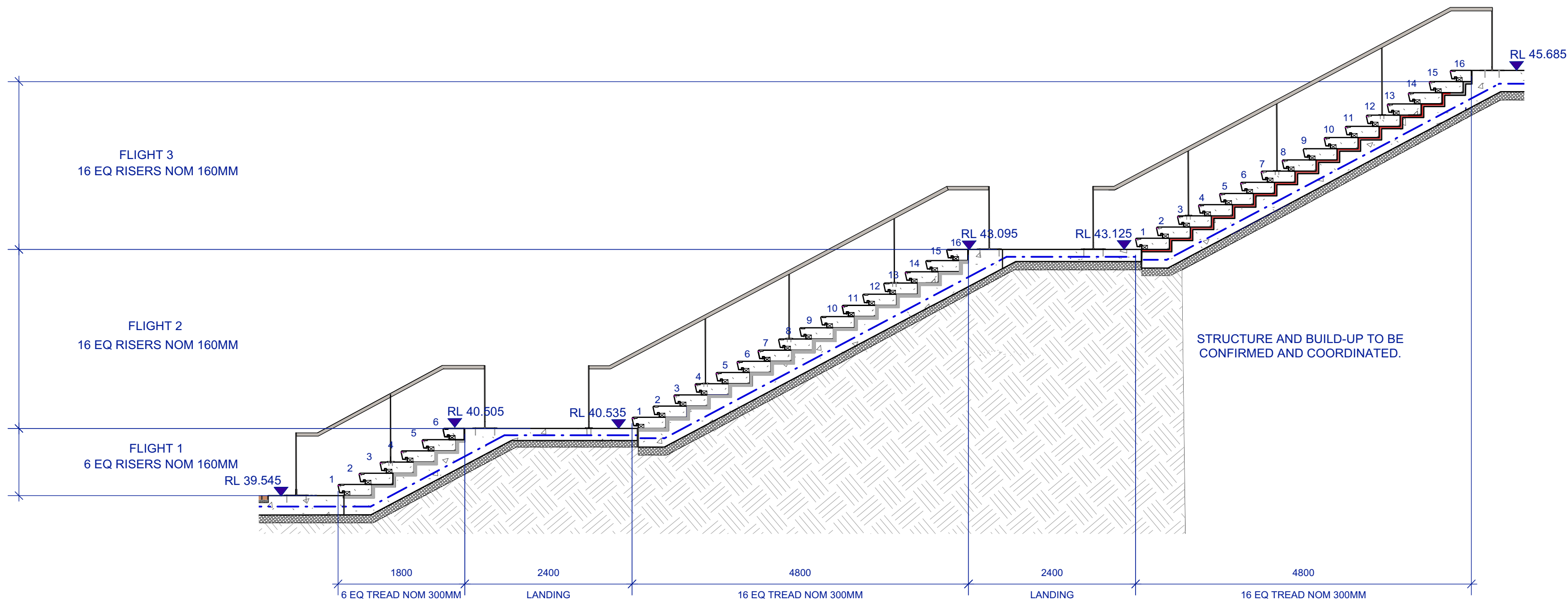
NOT FOR CONSTRUCTION

DRAWING NO. REVISION

LA-640 C



1 STAIR TYPE 1.1- PRECAST CONCRETE| MAIN ENTRANCE | DETAIL PLAN 1:50 PLAN ST1.1



2 STAIR TYPE 1.1- PRECAST CONCRETE| MAIN ENTRANCE | TYPICAL DETAIL 1:50 SECTION ST1.1

NOTES

These drawings are shown in colour and shall be read in digital format or print colour hardcopy.


These drawings shall be read in conjunction with all relevant information (not limited to legends, schedules, specifications)

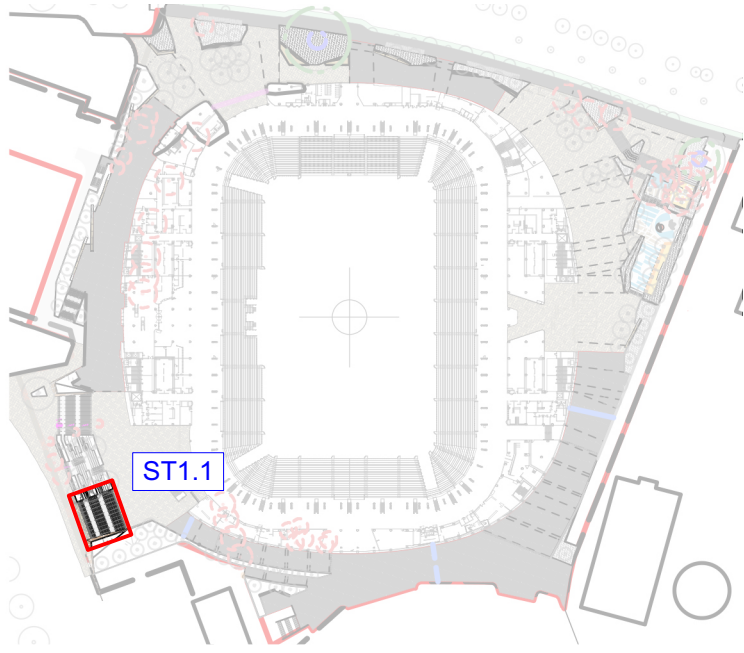
These drawings shall be read in conjunction with any Engineers, Architects or other consultant information. (not limited to drawings, legends, schedules, specifications)

Check all dimensions and site conditions prior to commencement of any work and the procurement of any services, materials, fittings, fabrication or equipment.

Do not scale drawings – refer to figured drawings only. Any discrepancies shall immediately be referred to the Landscape Architect for clarification.

All drawings shall not be reproduced or distributed without prior permission of the Landscape Architect.

WARNING		
 Services shown on this drawing are approximate only. The exact location is to be confirmed on site by contractor prior to commencement of work.		
DATE	REV	AMENDMENTS
28/3/19	A	60% DD - FOR INFORMATION
24/7/19	B	REVISED TENDER - FOR INFORMATION
30/8/19	C	REVISED TENDER - FOR INFORMATION



KEY PLAN : NOT TO SCALE

ASPECT Studios™

ASPECT Studios Pty Ltd
Level 1, 78-80 George Street
Redfern NSW 2016
Australia
T 02 9699 7182
www.aspect-studios.com
sydney@aspect-studios.com
ABN 11 120 219 561



PROJECT
SYDNEY FOOTBALL STADIUM
Moore Park, New South Wales
S18030

DRAWING
HARDWORKS DETAILS
Stair Type 1.1

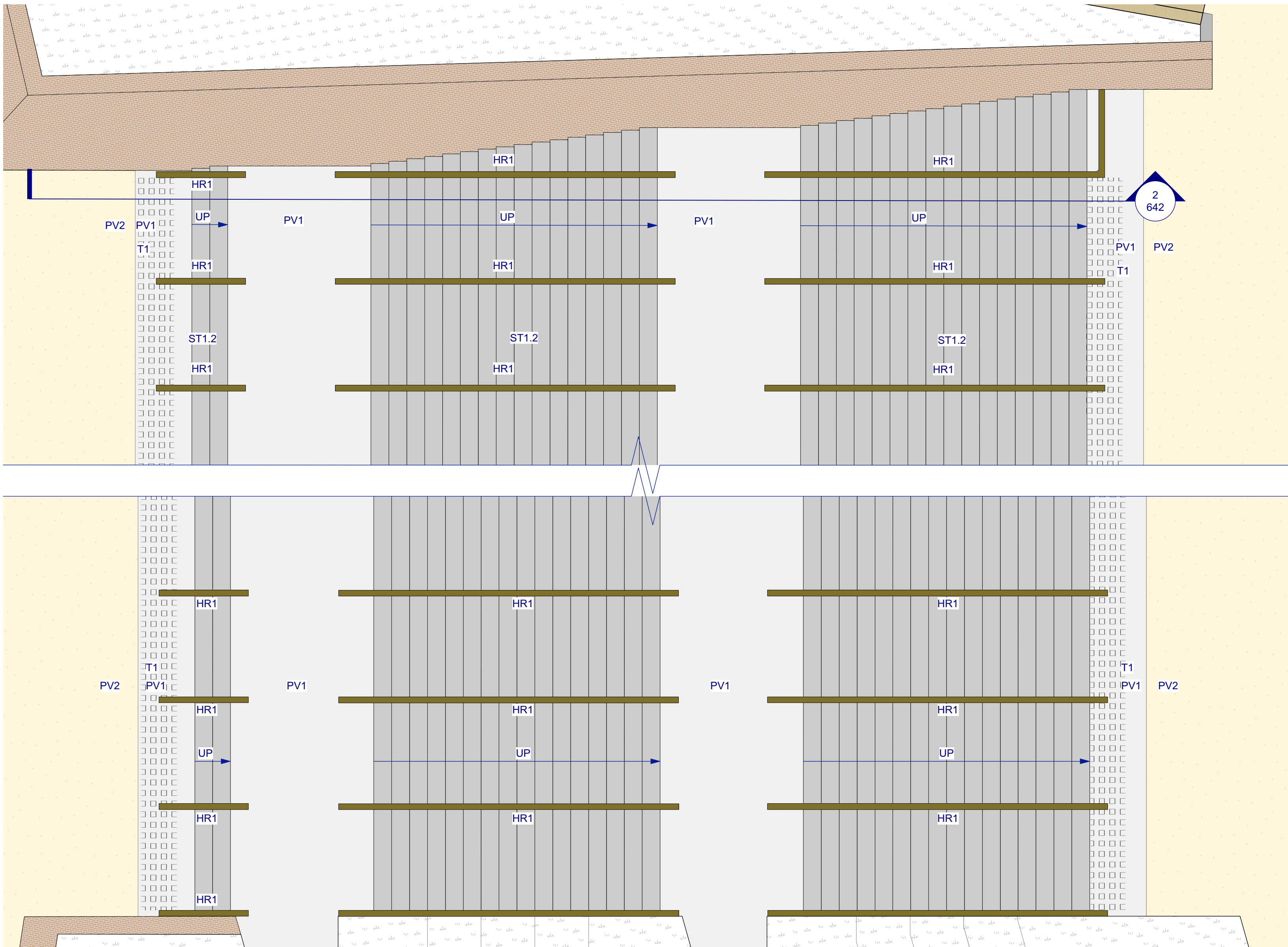
DRAWN: JR | DC
CHECKED: JH
SCALE: A1 | SCALE: A3

STATUS: NORTH

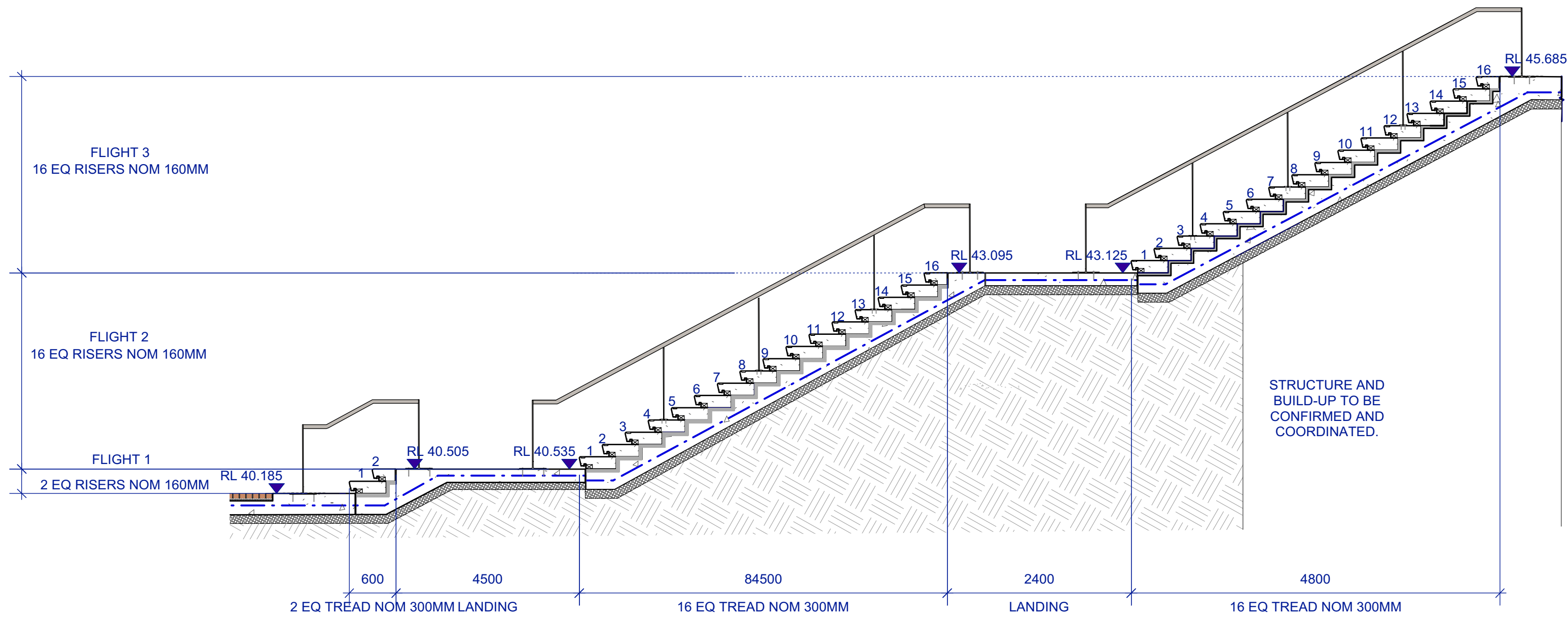
FOR INFORMATION
NOT FOR CONSTRUCTION

DRAWING NO. REVISION

LA-641 C



1 STAIR TYPE 1.2- PRECAST CONCRETE| MAIN ENTRANCE | TYPICAL DETAIL PLAN 1:50



2 STAIR TYPE 1.2- PRECAST CONCRETE| MAIN ENTRANCE | DETAIL PLAN SECTION 1:50

NOTES

These drawings are shown in colour and shall be read in digital format or print colour hardcopy.

These drawings shall be read in conjunction with all relevant information (not limited to legends, schedules, specifications)

These drawings shall be read in conjunction with any Engineers, Architects or other consultant information. (not limited to drawings, legends, schedules, specifications)

Check all dimensions and site conditions prior to commencement of any work and the procurement of any services, materials, fittings, fabrication or equipment.

Do not scale drawings – refer to figured drawings only. Any discrepancies shall immediately be referred to the Landscape Architect for clarification.

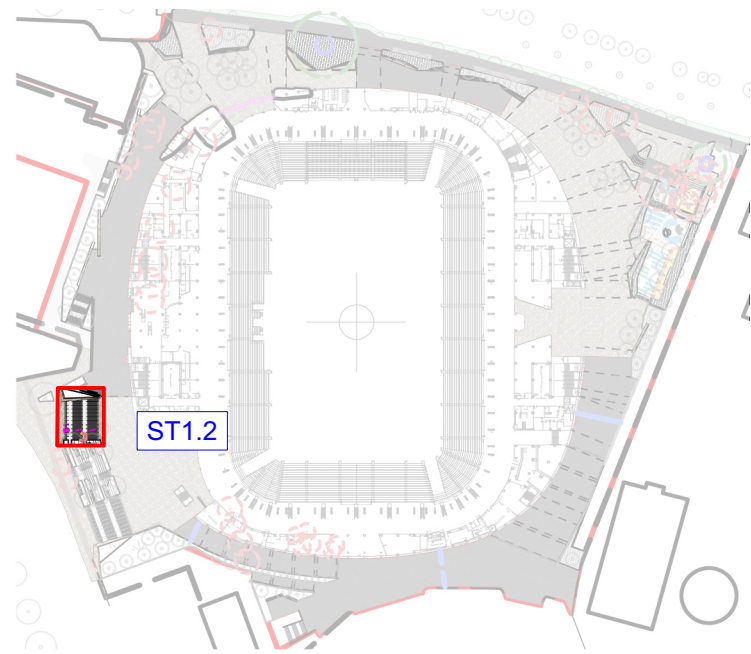
All drawings shall not be reproduced or distributed without prior permission of the Landscape Architect.

WARNING

DIAL BEFORE YOU DIG www.1100.com.au

Services shown on this drawing are approximate only. The exact location is to be confirmed on site by contractor prior to commencement of work.

DATE	REV	AMENDMENTS
28/3/19	A	60% DD - FOR INFORMATION
24/7/19	B	REVISED TENDER - FOR INFORMATION
30/8/19	C	REVISED TENDER - FOR INFORMATION



KEY PLAN : NOT TO SCALE

ASPECT Studios™

ASPECT Studios Pty Ltd
Level 1, 78-80 George Street
Redfern NSW 2016
Australia
T 02 9699 7182
www.aspect-studios.com
sydney@aspect-studios.com
ABN 11 120 219 561

CLIENT

we are insw
Infrastructure
New South Wales

PROJECT

SYDNEY FOOTBALL STADIUM
Moore Park, New South Wales

DRAWING


HARDWORKS DETAILS
Stair Type 1.2

DRAWN JR | DC **CHECKED** JH **SCALE** A1 | SCALE A3

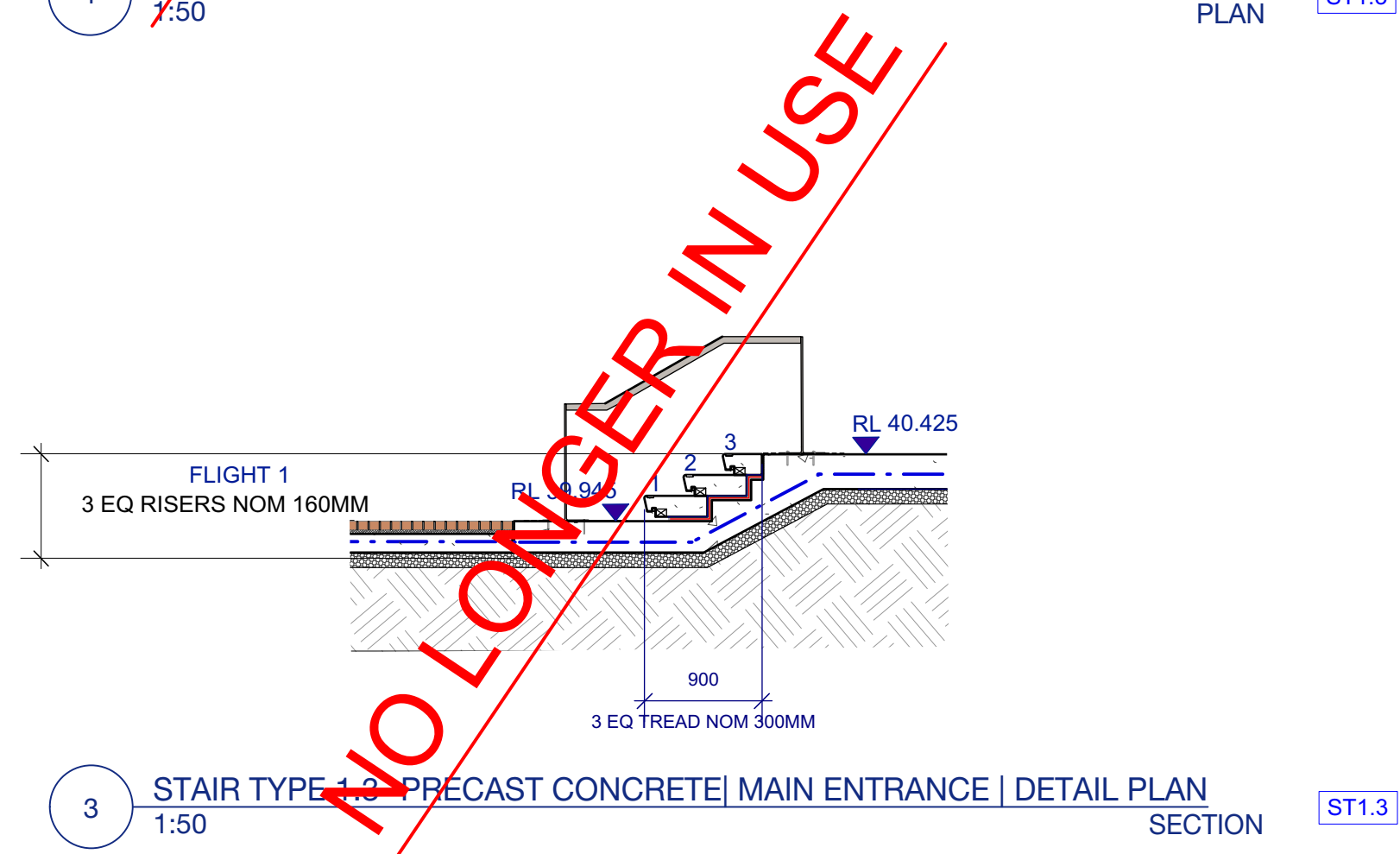
STATUS NORTH

FOR INFORMATION
NOT FOR CONSTRUCTION

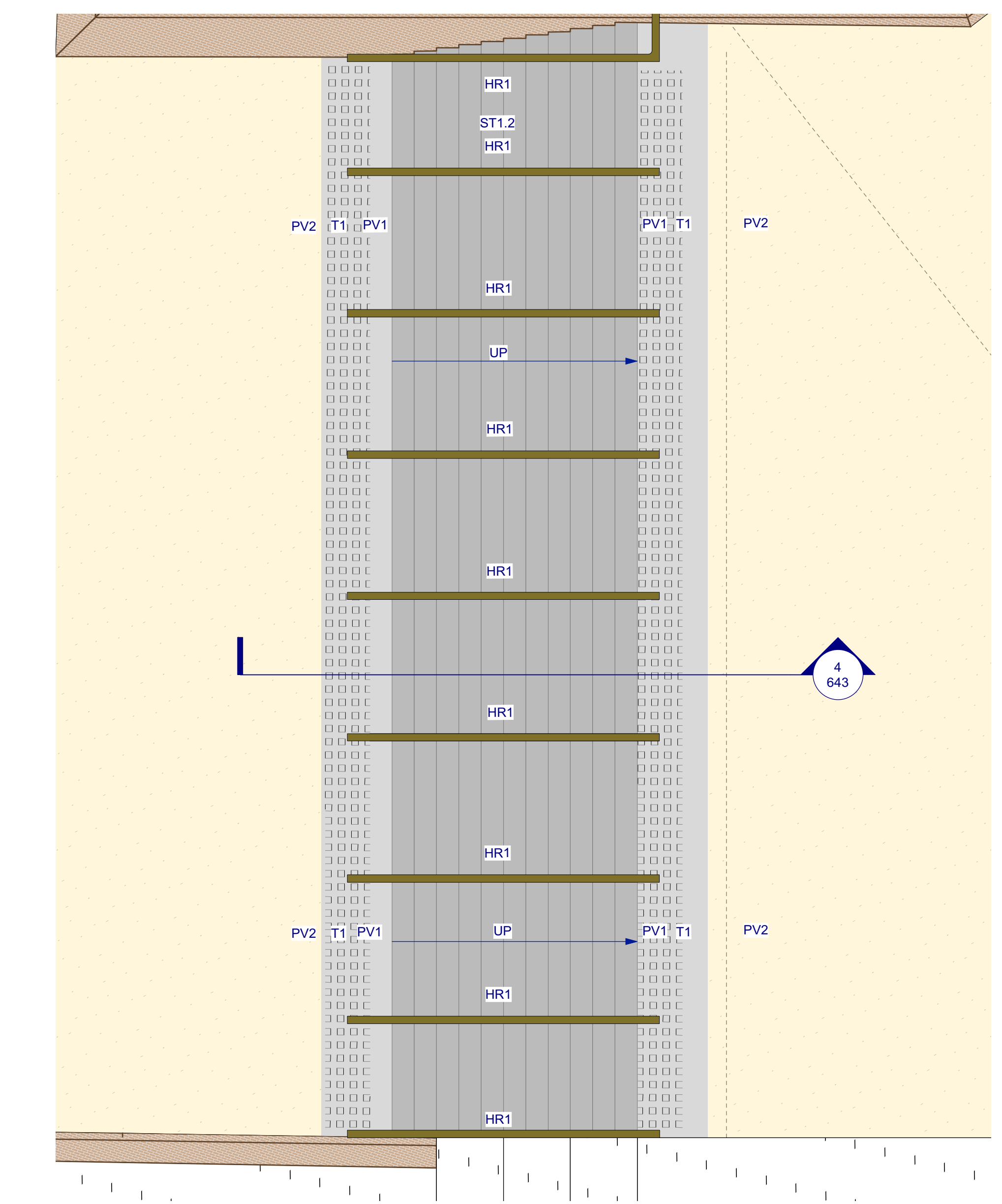
DRAWING NO. **LA-642** **REVISION** **C**



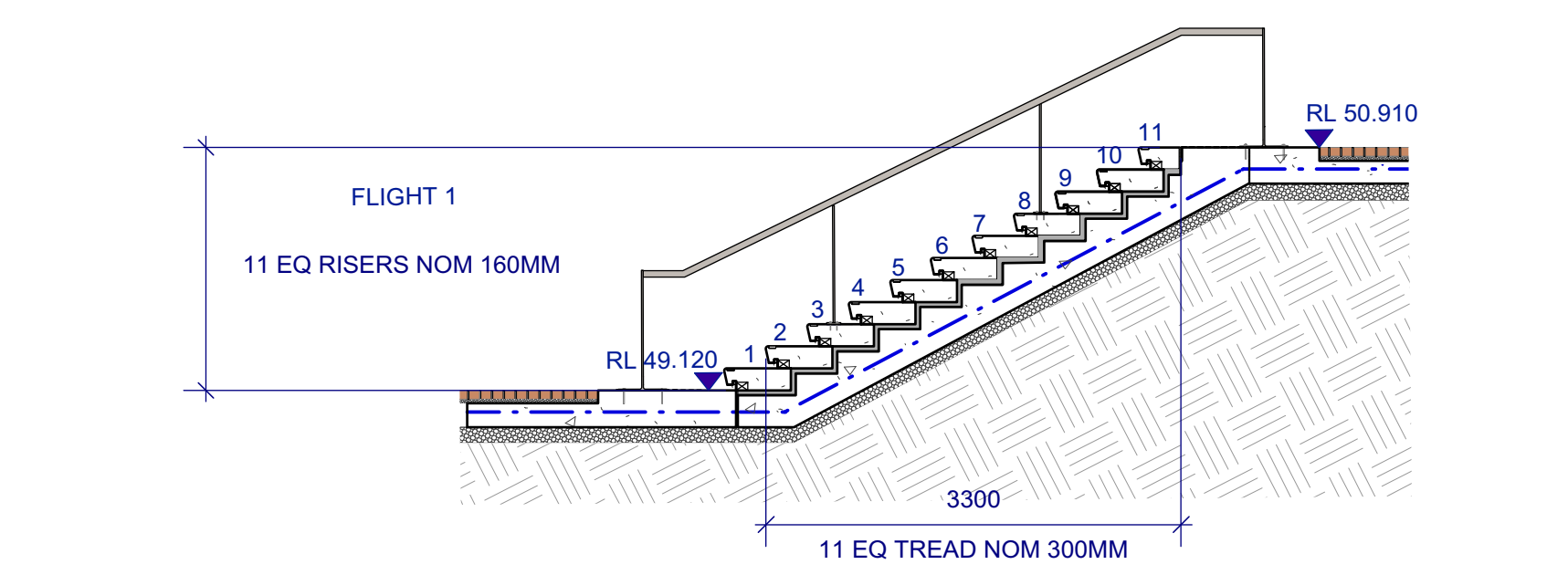
1 STAIR TYPE 1.3- PRECAST CONCRETE | MAIN ENTRANCE | DETAIL PLAN
1:50 PLAN ST1.3



3 STAIR TYPE 1.3- PRECAST CONCRETE | MAIN ENTRANCE | DETAIL PLAN
1:50 SECTION ST1.3



2 STAIR TYPE 1.4- PRECAST CONCRETE | NORTH EAST ENTRANCE | DETAIL PLAN
1:50 PLAN ST1.4



4 STAIR TYPE 1.4- PRECAST CONCRETE | MAIN ENTRANCE | TYPICAL DETAIL
1:50 SECTION ST1.4

NOTES

These drawings are shown in colour and shall be read in digital format or print colour hardcopy.

These drawings shall be read in conjunction with all relevant information (not limited to legends, schedules, specifications)

These drawings shall be read in conjunction with any Engineers, Architects or other consultant information. (not limited to drawings, legends, schedules, specifications)

Check all dimensions and site conditions prior to commencement of any work and the procurement of any services, materials, fittings, fabrication or equipment.

Do not scale drawings – refer to figured drawings only. Any discrepancies shall immediately be referred to the Landscape Architect for clarification.

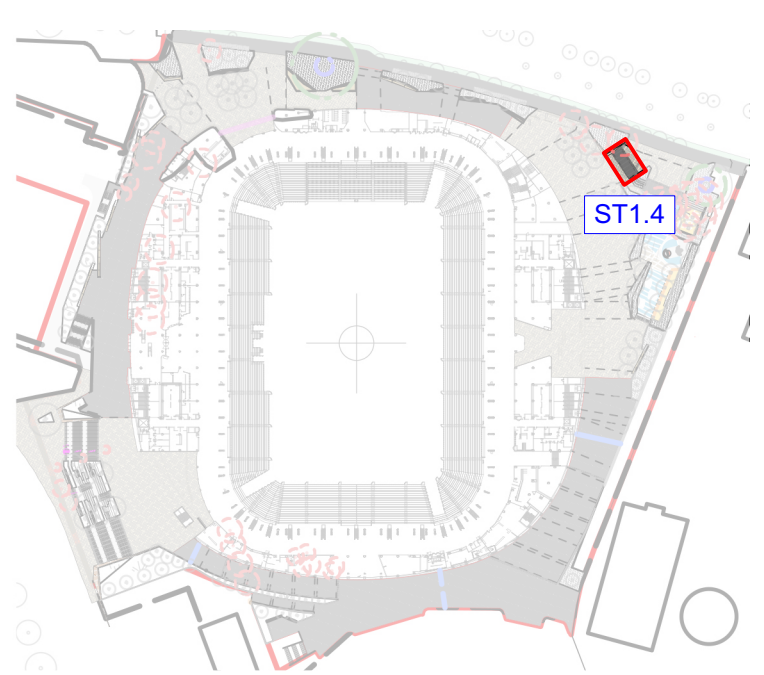
All drawings shall not be reproduced or distributed without prior permission of the Landscape Architect.

WARNING



Services shown on this drawing are approximate only. The exact location is to be confirmed on site by contractor prior to commencement of work.

DATE	REV	AMENDMENTS
28/3/19	A	60% DD - FOR INFORMATION
24/7/19	B	REVISED TENDER - FOR INFORMATION
8/8/19	C	REVISED TENDER - FOR INFORMATION



KEY PLAN : NOT TO SCALE

ASPECT Studios™

ASPECT Studios Pty Ltd
Level 1, 78-80 George Street
Redfern NSW 2016
Australia
T 02 9699 7182
www.aspect-studios.com
sydney@aspect-studios.com
ABN 11 120 219 561



PROJECT

SYDNEY FOOTBALL STADIUM
Moore Park, New South Wales

S18030

DRAWING

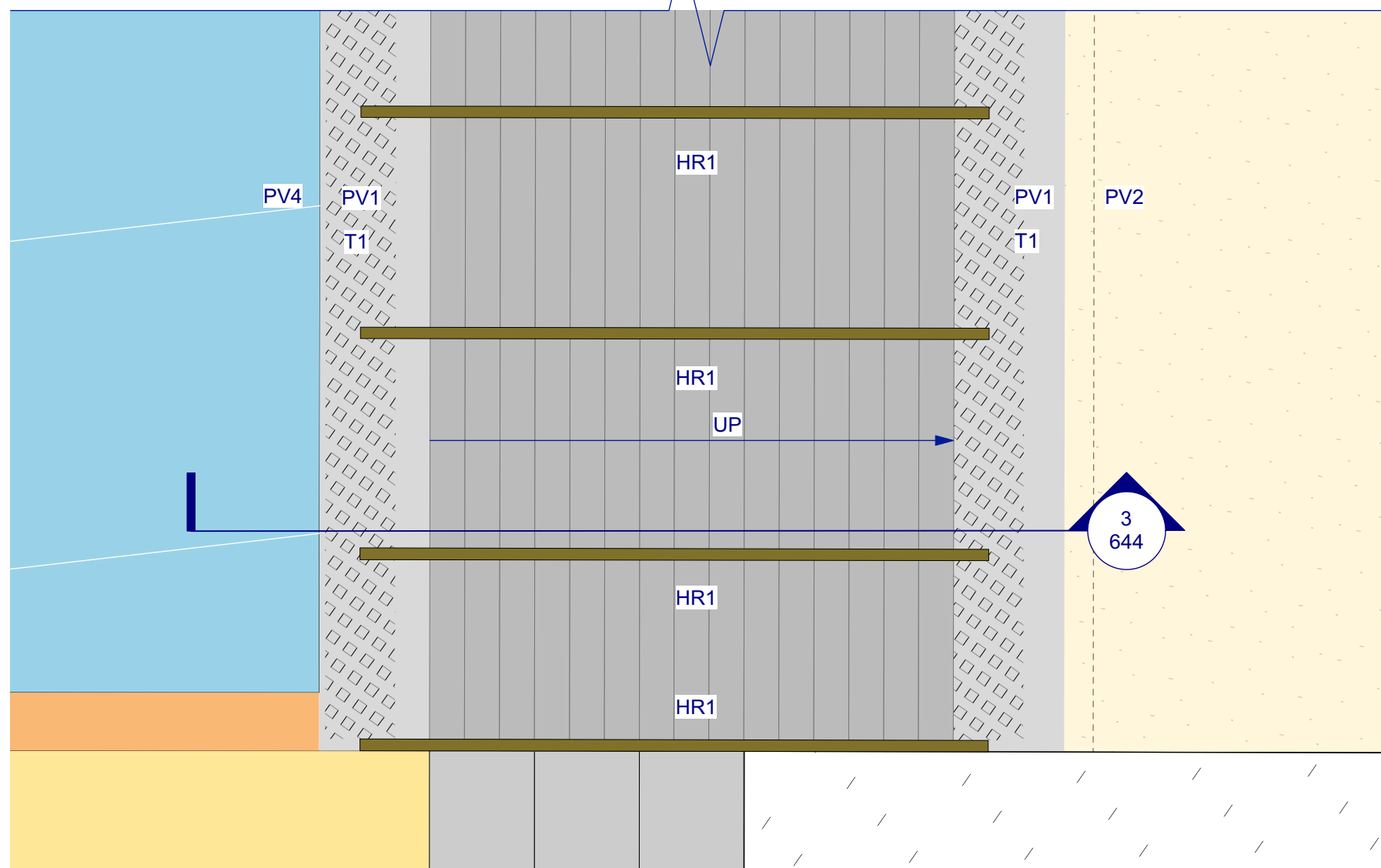
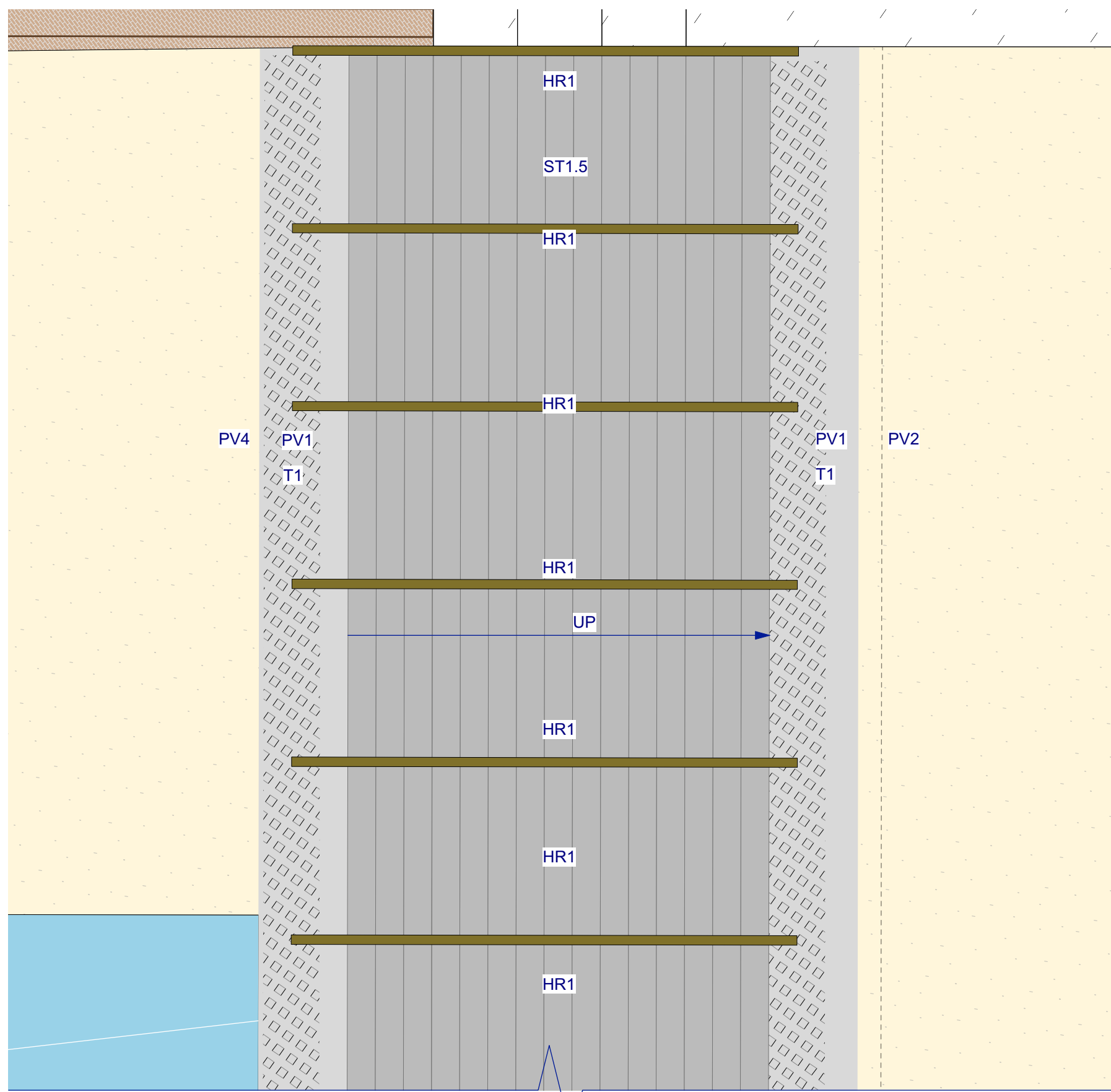
HARDWORKS DETAILS
Stair Type 1.3 & 1.4

DRAWN JR | DC
CHECKED JH
SCALE A1 | SCALE A3

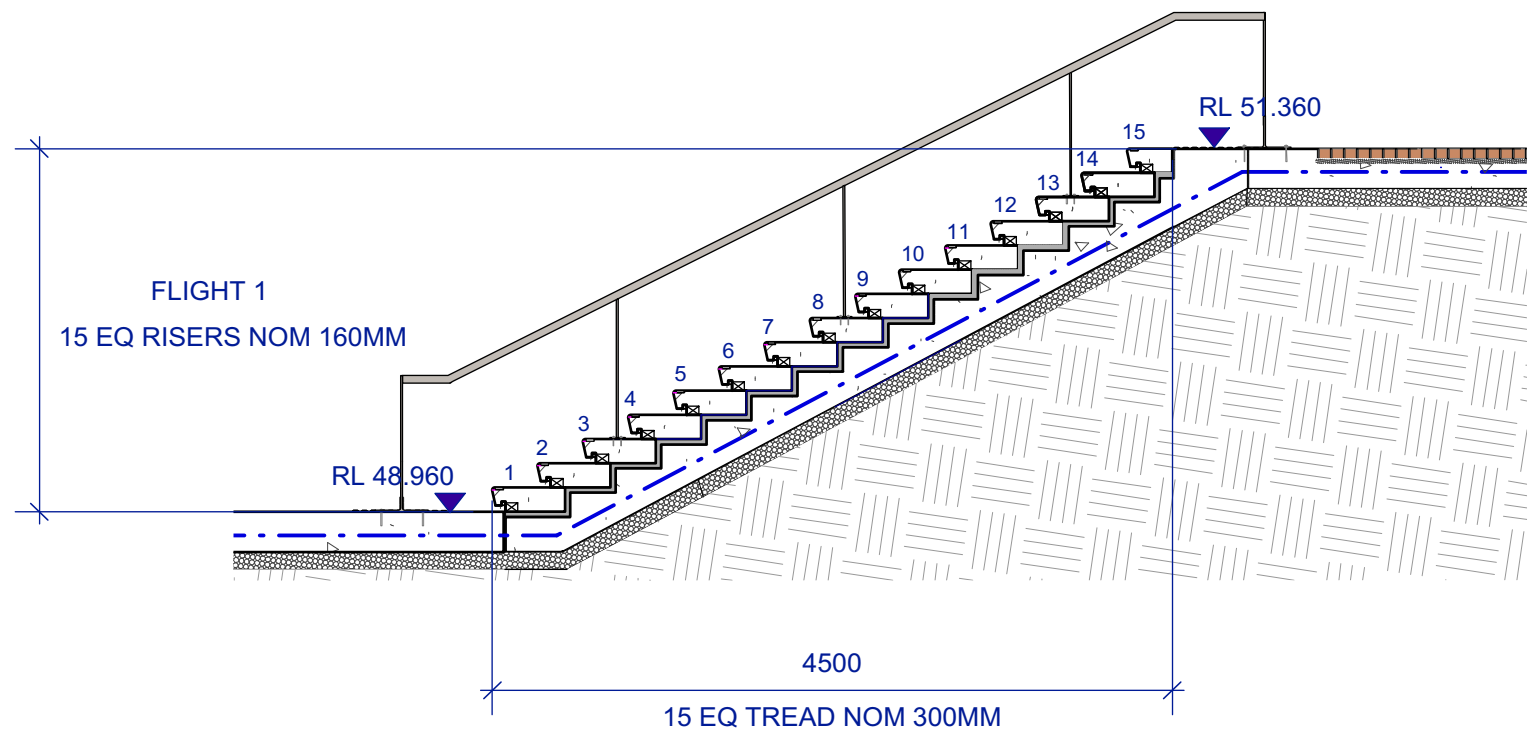
STATUS NORTH

FOR INFORMATION
NOT FOR CONSTRUCTION


DRAWING NO. LA-643
REVISION C



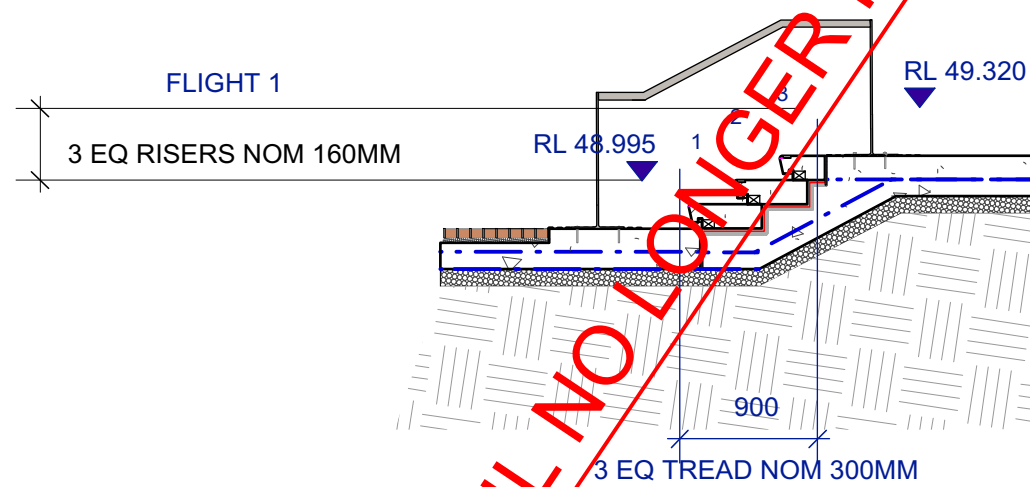
1 STAIR TYPE 1.5- PRECAST CONCRETE| MAIN ENTRANCE | DETAIL PLAN 1:50 PLAN ST1.5



3 STAIR TYPE 1.5- PRECAST CONCRETE| MAIN ENTRANCE | DETAIL PLAN 1:50 SECTION ST1.5



2 STAIR TYPE 1.6- PRECAST CONCRETE| MAIN ENTRANCE | DETAIL PLAN 1:50 PLAN ST1.6



4 STAIR TYPE 1.6- PRECAST CONCRETE 1:50 SECTION ST1.6

NOTES

These drawings are shown in colour and shall be read in digital format or print colour hardcopy.

These drawings shall be read in conjunction with all relevant information (not limited to legends, schedules, specifications)

These drawings shall be read in conjunction with any Engineers, Architects or other consultant information. (not limited to drawings, legends, schedules, specifications)

Check all dimensions and site conditions prior to commencement of any work and the procurement of any services, materials, fittings, fabrication or equipment.

Do not scale drawings – refer to figured drawings only. Any discrepancies shall immediately be referred to the Landscape Architect for clarification.

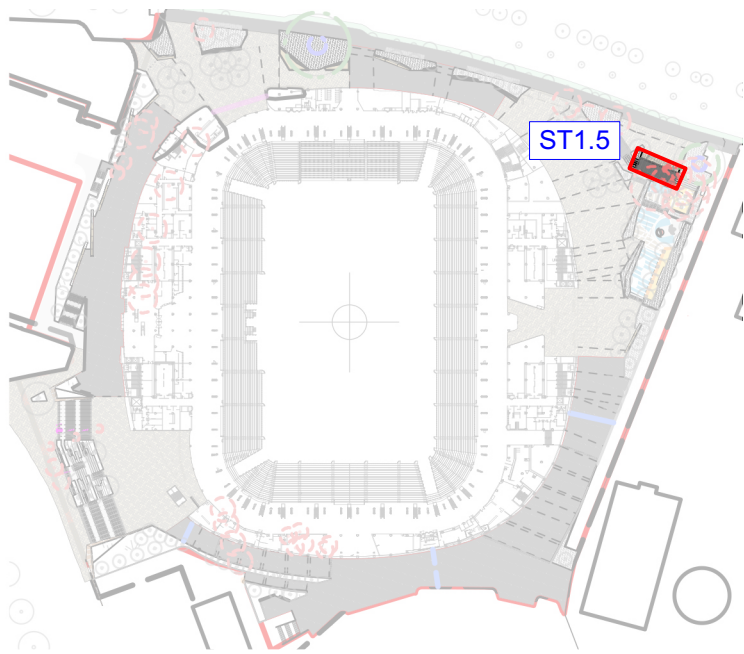
All drawings shall not be reproduced or distributed without prior permission of the Landscape Architect.

WARNING

DIAL BEFORE YOU DIG
www.1100.com.au

Services shown on this drawing are approximate only. The exact location is to be confirmed on site by contractor prior to commencement of work.

DATE	REV	AMENDMENTS
28/3/19	A	60% DD - FOR INFORMATION
24/7/19	B	REVISED TENDER - FOR INFORMATION
8/8/19	C	REVISED TENDER - FOR INFORMATION



KEY PLAN : NOT TO SCALE

ASPECT Studios™

ASPECT Studios Pty Ltd
Level 1, 78-80 George Street
Redfern NSW 2016
Australia
T 02 9699 7182
www.aspect-studios.com
sydney@aspect-studios.com
ABN 11 120 219 561

CLIENT

we are insw
Infrastructure
New South Wales

PROJECT

SYDNEY FOOTBALL STADIUM
Moore Park, New South Wales

S18030

DRAWING

HARDWORKS DETAILS
Stair Type 1.5 & 1.6

DRAWN
JR | DC

CHECKED
JH

SCALE A1 | SCALE A3

STATUS

NORTH

FOR INFORMATION

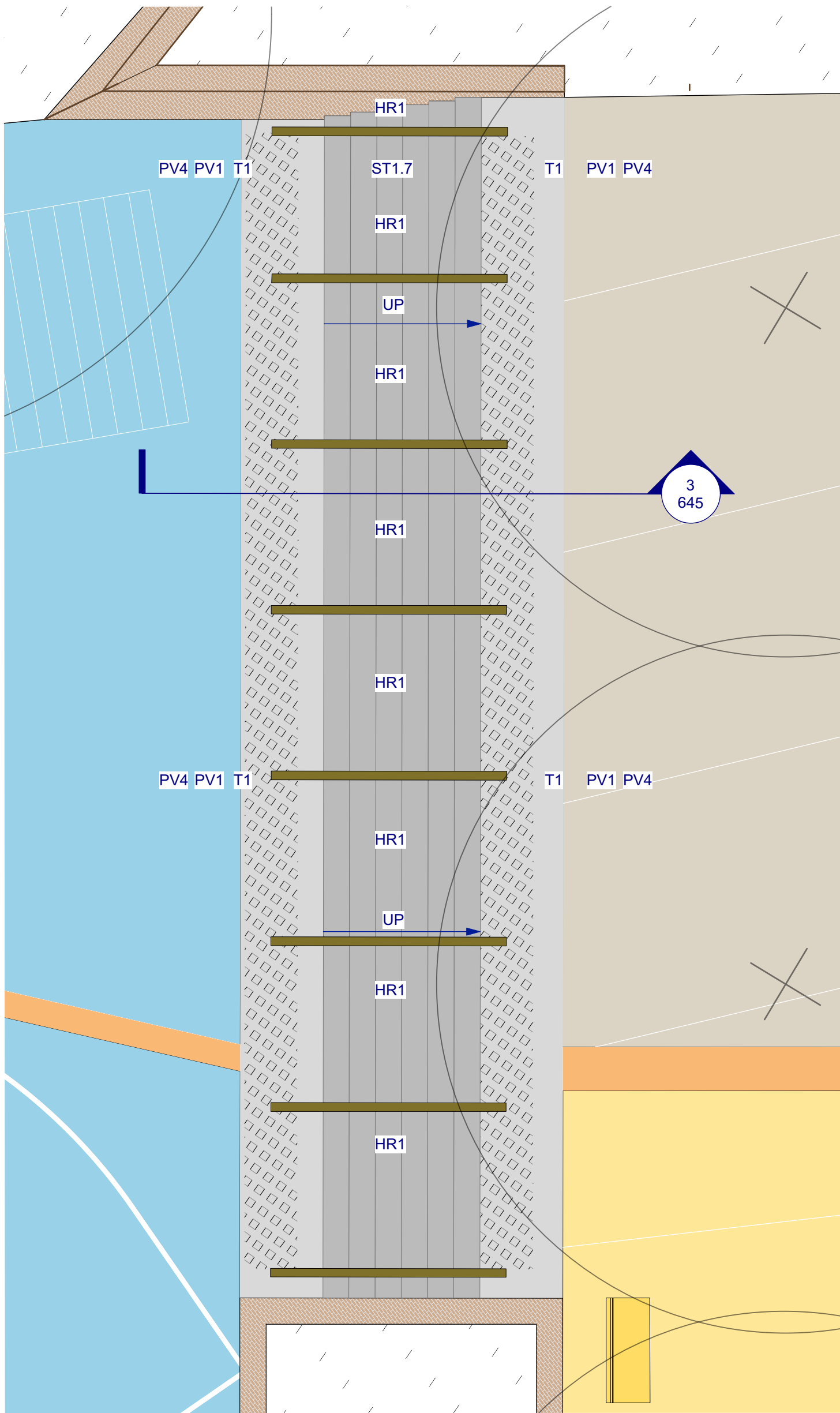
NOT FOR CONSTRUCTION

DRAWING NO.

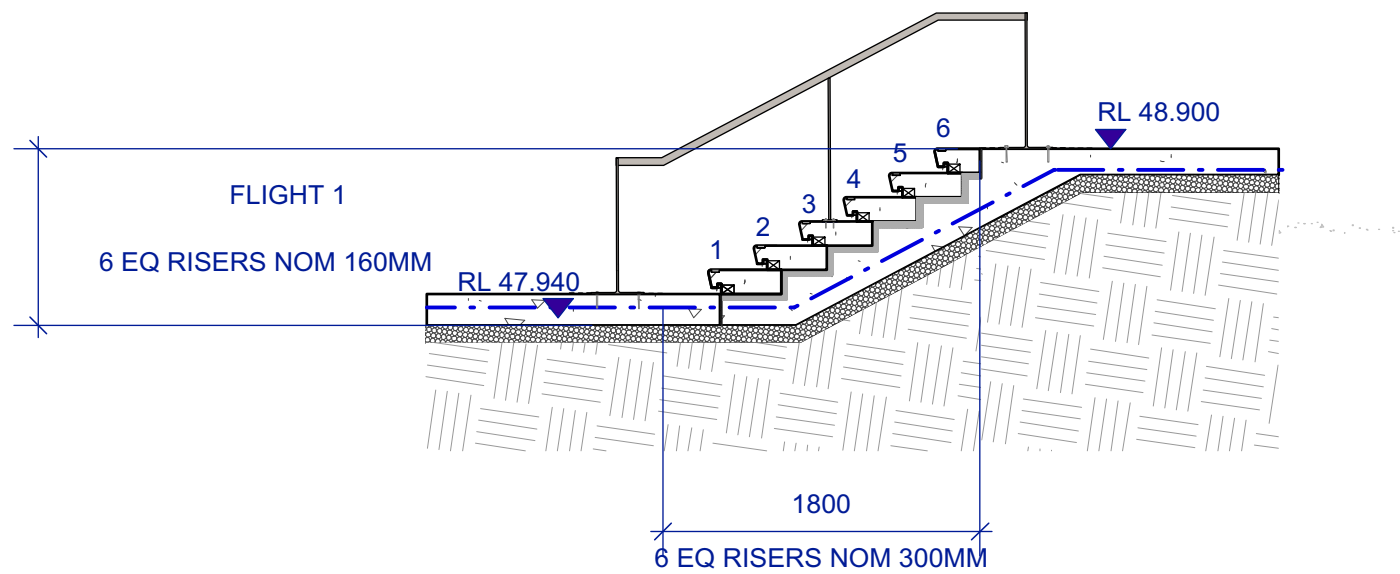
REVISION

LA-644

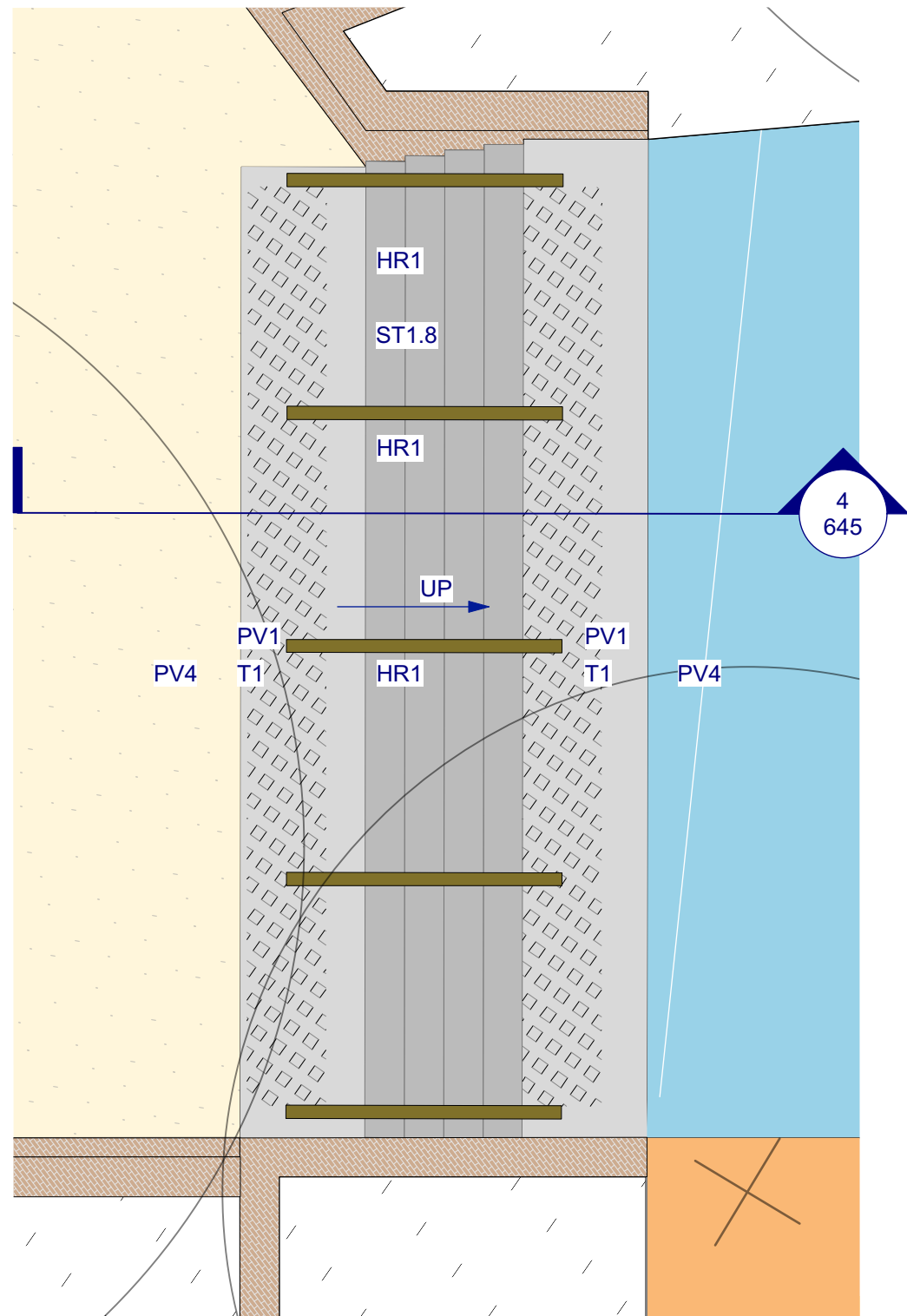
C



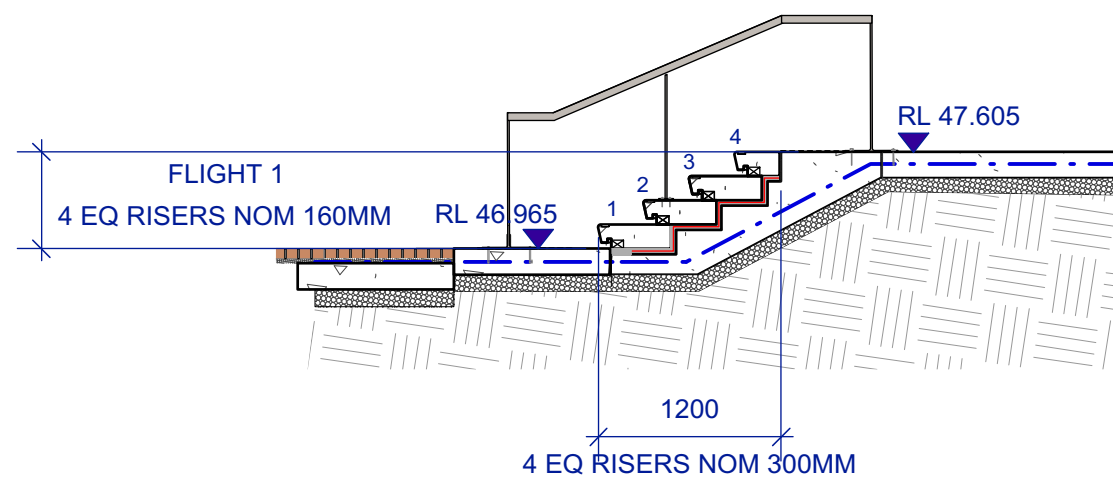
1 STAIR TYPE 1.7- PRECAST CONCRETE| MAIN ENTRANCE | DETAIL PLAN
1:50 PLAN ST1.7



3 STAIR TYPE 1.7- PRECAST CONCRETE
1:50 SECTION ST1.7



2 STAIR TYPE 1.8- PRECAST CONCRETE| MAIN ENTRANCE | DETAIL PLAN
1:50 PLAN ST1.8



4 STAIR TYPE 1.8- PRECAST CONCRETE| MAIN ENTRANCE
1:50 SECTION ST1.8

NOTES

These drawings are shown in colour and shall be read in digital format or print colour hardcopy.

These drawings shall be read in conjunction with all relevant information (not limited to legends, schedules, specifications)

These drawings shall be read in conjunction with any Engineers, Architects or other consultant information. (not limited to drawings, legends, schedules, specifications)

Check all dimensions and site conditions prior to commencement of any work and the procurement of any services, materials, fittings, fabrication or equipment.

Do not scale drawings – refer to figured drawings only. Any discrepancies shall immediately be referred to the Landscape Architect for clarification.

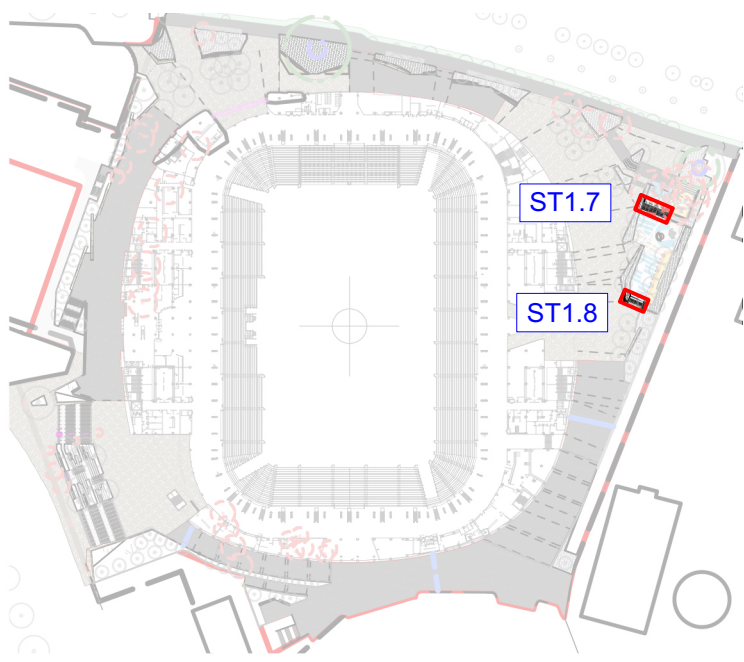
All drawings shall not be reproduced or distributed without prior permission of the Landscape Architect.

WARNING

DIAL BEFORE YOU DIG
www.1100.com.au

Services shown on this drawing are approximate only. The exact location is to be confirmed on site by contractor prior to commencement of work.

DATE	REV	AMENDMENTS
28/3/19	A	60% DD - FOR INFORMATION
24/7/19	B	REVISED TENDER - FOR INFORMATION
30/8/19	C	REVISED TENDER - FOR INFORMATION



KEY PLAN : NOT TO SCALE

ASPECT Studios™

ASPECT Studios Pty Ltd
Level 1, 78-80 George Street
Redfern NSW 2016
Australia
T 02 9699 7182
www.aspect-studios.com
sydney@aspect-studios.com
ABN 11 120 219 561

CLIENT

we are insw
Infrastructure
New South Wales

PROJECT

SYDNEY FOOTBALL STADIUM
Moore Park, New South Wales

S18030

DRAWING

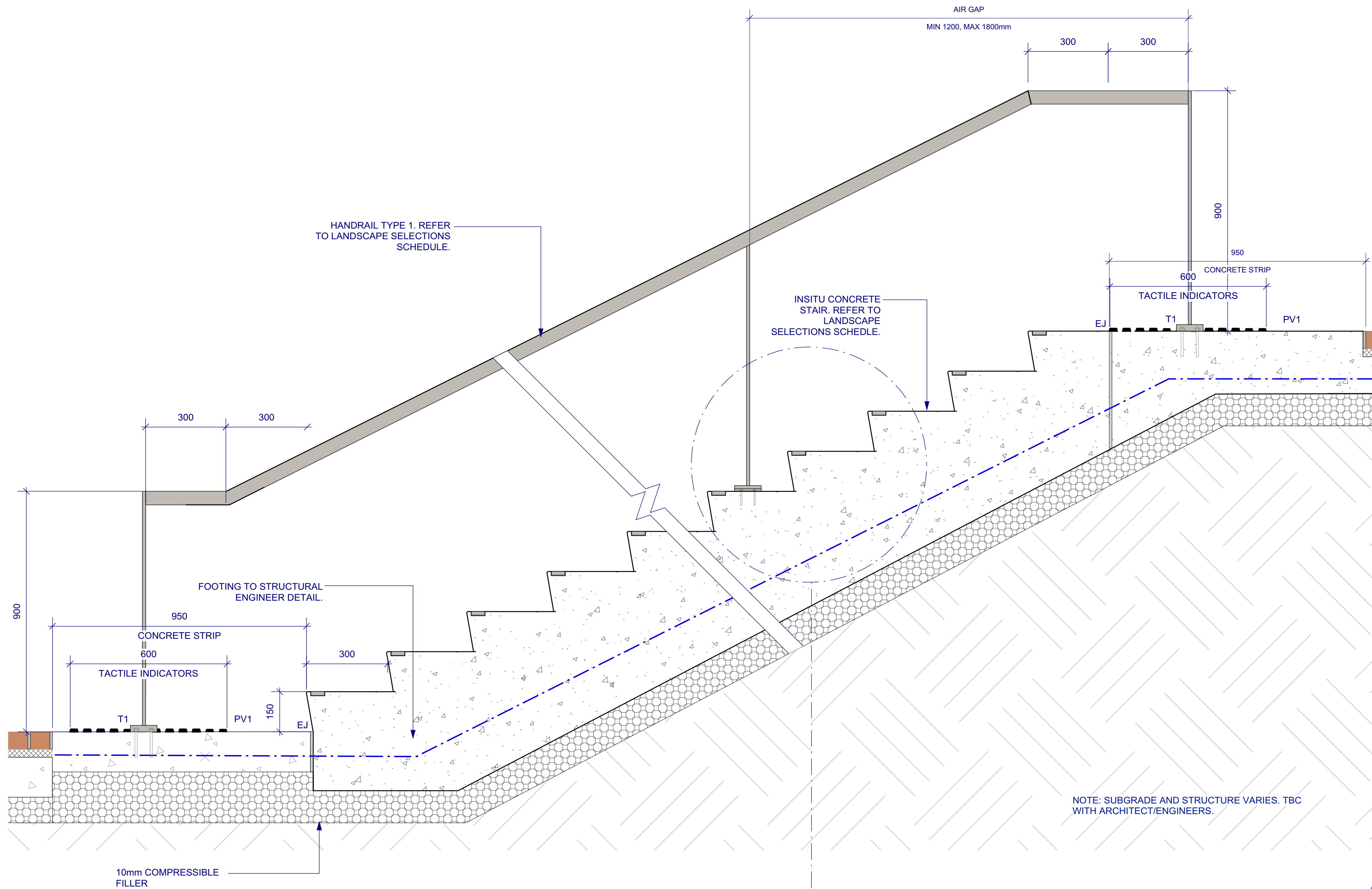
HARDWORKS DETAILS
Stair Type 1.7 & 1.8

DRAWN JR | DC
CHECKED JH
SCALE A1 | SCALE A3

STATUS NORTH

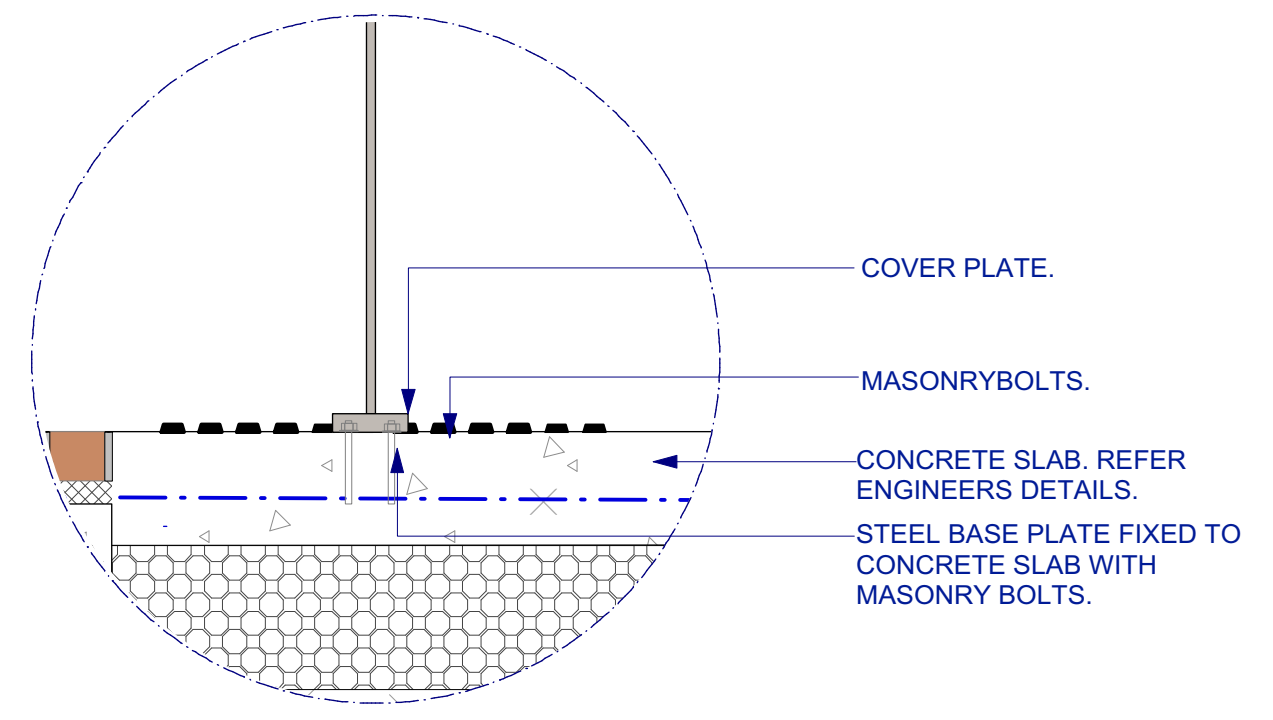
FOR INFORMATION
NOT FOR CONSTRUCTION

DRAWING NO. **LA-645** **REVISION** **C**

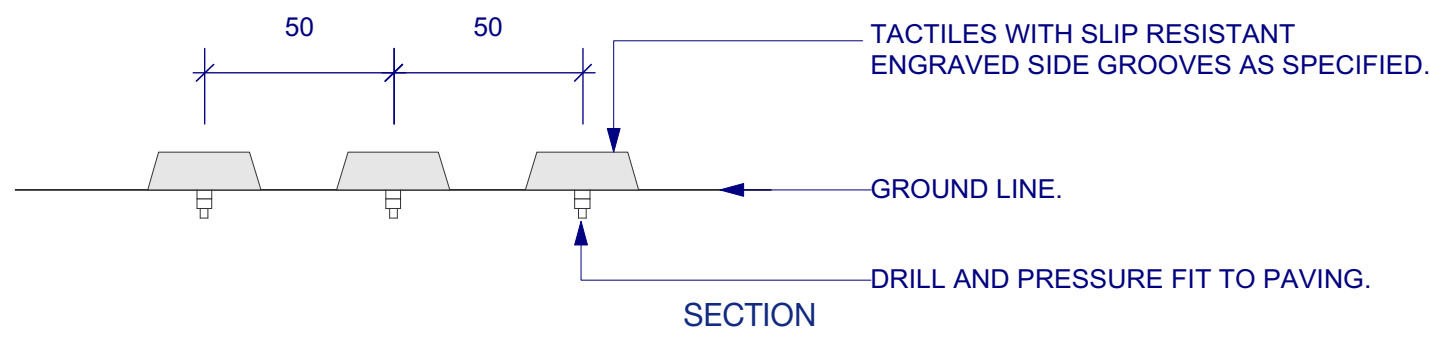


1 STAIR TYPE 2 & HANDRAIL TYPE 1 | TYPICAL DETAIL
1:10 SECTION

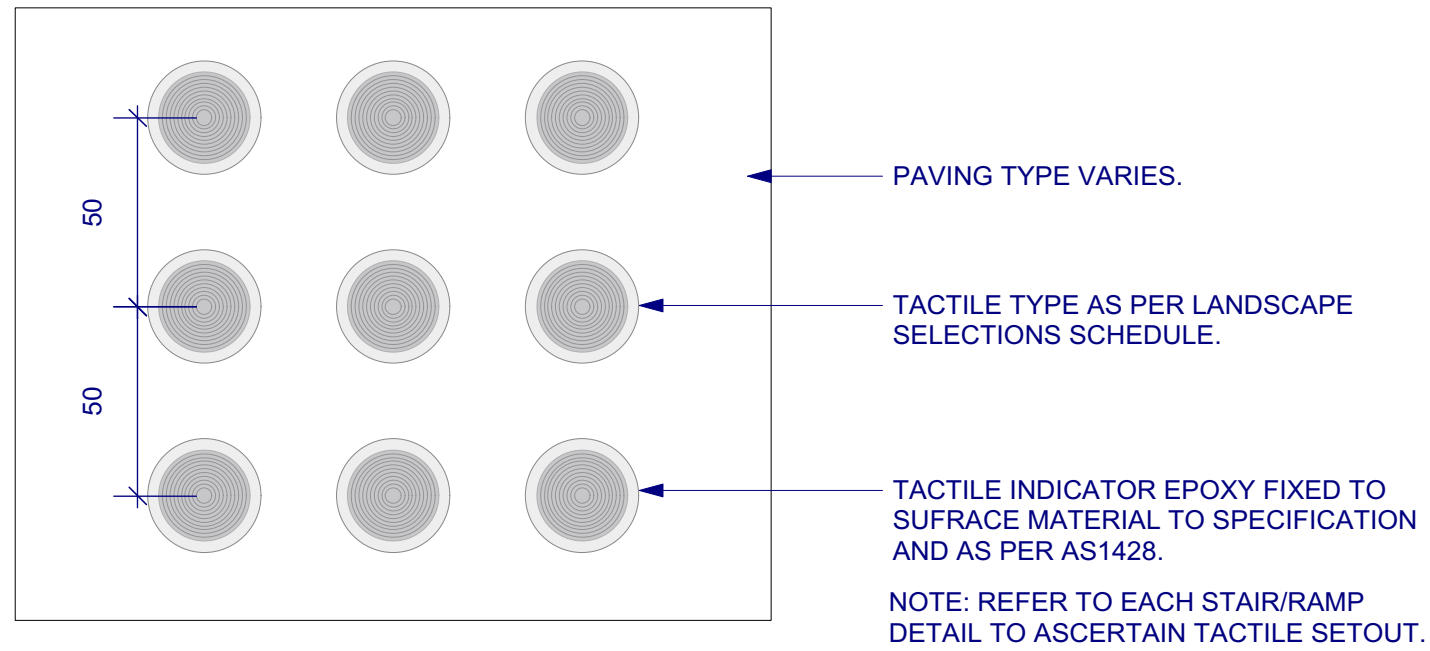
ST2
HR1



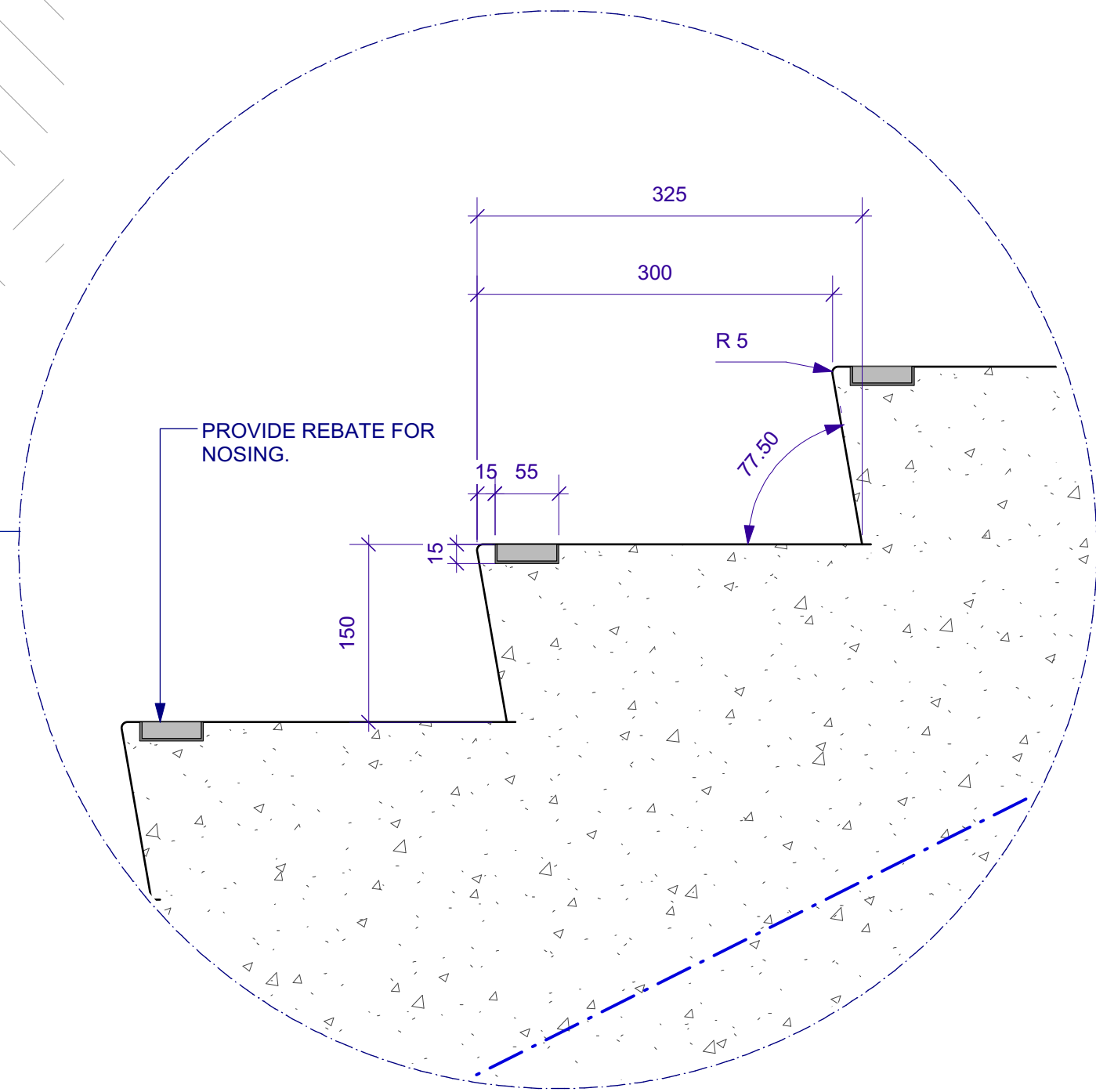
2 HANDRAIL TYPE 1 | END POST DETAIL
1:10 SECTION



3 HANDRAIL TYPE 1 | TYPICAL FIXING TO ST2 CONCRETE
1:2 SECTION



4 TACTILE TYPE 1 | TYPICAL LAYOUT
1:2 PLAN



5 STAIR TYPE 2 | TYPICAL VISIBILITY NOSING
1:5 SECTION

NOTES

These drawings are shown in colour and shall be read in digital format or print colour hardcopy.


These drawings shall be read in conjunction with all relevant information (not limited to legends, schedules, specifications)

These drawings shall be read in conjunction with any Engineers, Architects or other consultant information. (not limited to drawings, legends, schedules, specifications)

Check all dimensions and site conditions prior to commencement of any work and the procurement of any services, materials, fittings, fabrication or equipment.

Do not scale drawings -- refer to figured drawings only. Any discrepancies shall immediately be referred to the Landscape Architect for clarification.

All drawings shall not be reproduced or distributed without prior permission of the Landscape Architect.

WARNING		
 Services shown on this drawing are approximate only. The exact location is to be confirmed on site by contractor prior to commencement of work.		
DATE	REV	AMENDMENTS
28/3/19	A	60% DD - FOR INFORMATION
24/7/19	B	REVISED TENDER - FOR INFORMATION
30/8/19	C	REVISED TENDER - FOR INFORMATION

ASPECT Studios™

ASPECT Studios Pty Ltd
Level 1, 78-80 George Street
Redfern NSW 2016
Australia
T 02 9699 7182
www.aspect-studios.com
sydney@aspect-studios.com
ABN 11 120 219 561

CLIENT



PROJECT

SYDNEY FOOTBALL STADIUM
Moore Park, New South Wales

S18030

DRAWING

HARDWORKS DETAILS
Typical Stair Type 2 Details

DRAWN JR | DC

CHECKED JH

SCALE A1 | SCALE A3

STATUS

NORTH

FOR INFORMATION

NOT FOR CONSTRUCTION

DRAWING NO.

REVISION

LA-646

C