



# SSDA - LANDSCAPE DETAIL STAGE 1 WORKS

## KINCOPPAL ROSE BAY

ISSUE A - 24TH MAY 2021

PREPARED BY

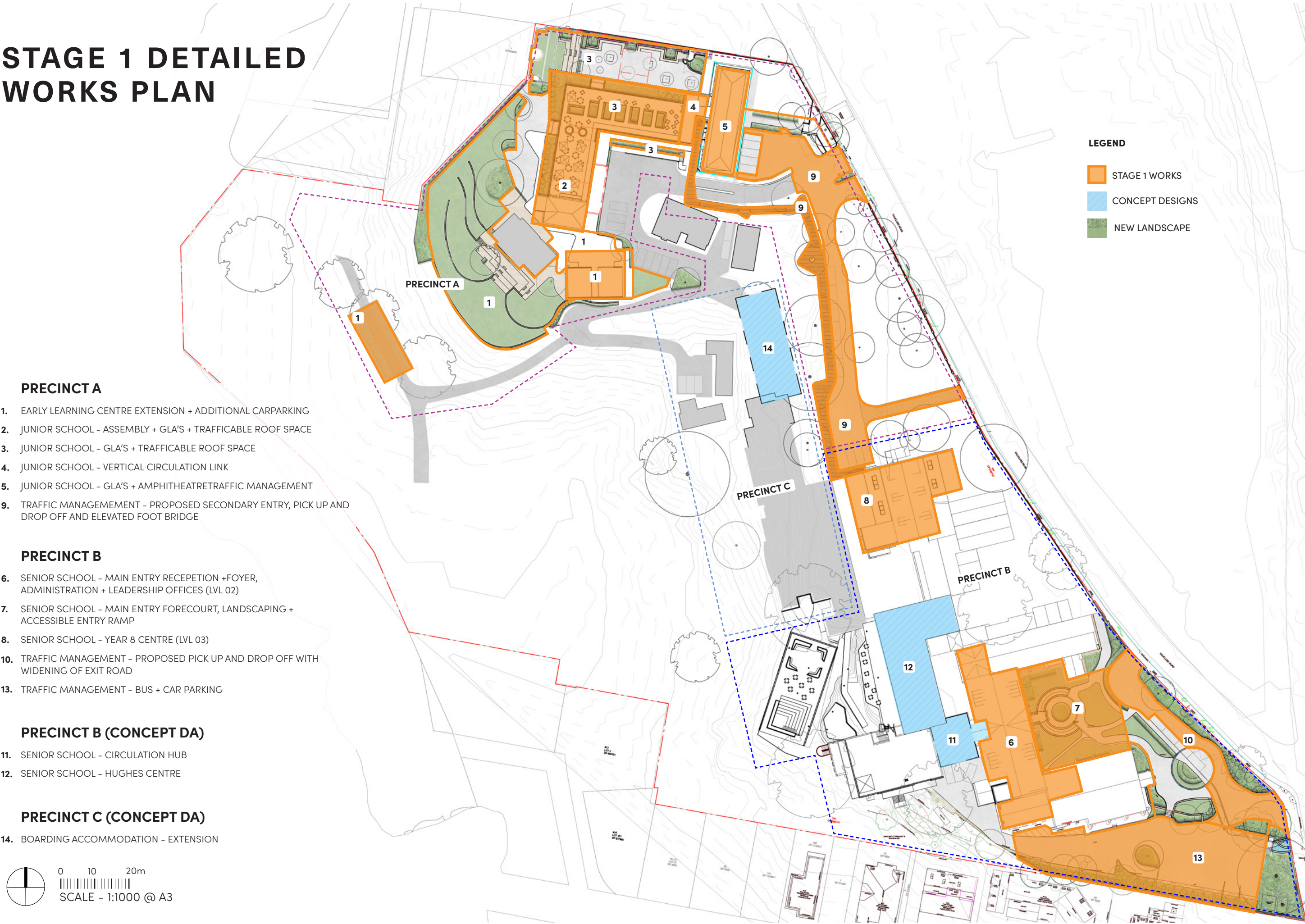
turf



# CONTENTS

STAGE 1 DETAILED WORKS PLAN	3
TREE MANAGEMENT PLAN   PRECINCT B   PROJECT 13 BUS + CARPARK STRUCTURE (SHEET 1 OF 2)	4
TREE MANAGEMENT PLAN   PRECINCT B   PROJECT 13 BUS + CARPARK STRUCTURE (SHEET 2 OF 2)	5
DETAILED PLAN   PRECINCT B   PROJECT 7 SENIOR SCHOOL MAIN ENTRY FORECOURT, LANDSCAPING + ACCESSIBLE RAMP	6
DETAILED PLAN   PRECINCT B   PROJECT 13 TRAFFIC MANAGEMENT – BUS + CAR PARKING	7
DETAILED PLAN   PRECINCT A   PROJECT 9 TRAFFIC MANAGEMENT -PROPOSED SECONDARY ENTRY, PICK-UP/DROP-OFF + FOOTBRIDGE (SHEET 1 OF 2)	8
DETAILED PLAN   PRECINCT A   PROJECT 9 TRAFFIC MANAGEMENT -PROPOSED SECONDARY ENTRY + PICK-UP/DROP-OFF + FOOTBRIDGE (SHEET 2 OF 2)	9
DETAILED PLAN  PRECINCT A   JUNIOR SCHOOL OVERALL	10
DETAILED PLAN   PRECINCT A   PROJECT 1 & 3 PROJECT 1: EARLY LEARNING EXTENSION + ADDITIONAL CARPARKING PROJECT 3: JUNIOR SCHOOL - GLA’S + TRAFFICABLE ROOF SPACE	11
DETAILED PLAN   PRECINCT A   PROJECT 1,2 & 3 PROJECT 1: EARLY LEARNING EXTENSION + ADDITIONAL CARPARKING PROJECT 2: JUNIOR SCHOOL - ASSEMBLY + GLAS & TRAFFICABLE ROOF SPACE PROJECT 3: JUNIOR SCHOOL - GLA’S + TRAFFICABLE ROOF SPACE	12
DETAILED PLAN   PRECINCT A   PROJECT 2 & 3 PROJECT 2: JUNIOR SCHOOL - ASSEMBLY - GLA’S + TRAFFICABLE ROOF SPACE PROJECT 3: JUNIOR SCHOOL - GLA’S + TRAFFICABLE ROOF SPACE	13
MATERIAL PALETTE	14
PLANTING PALETTE	15

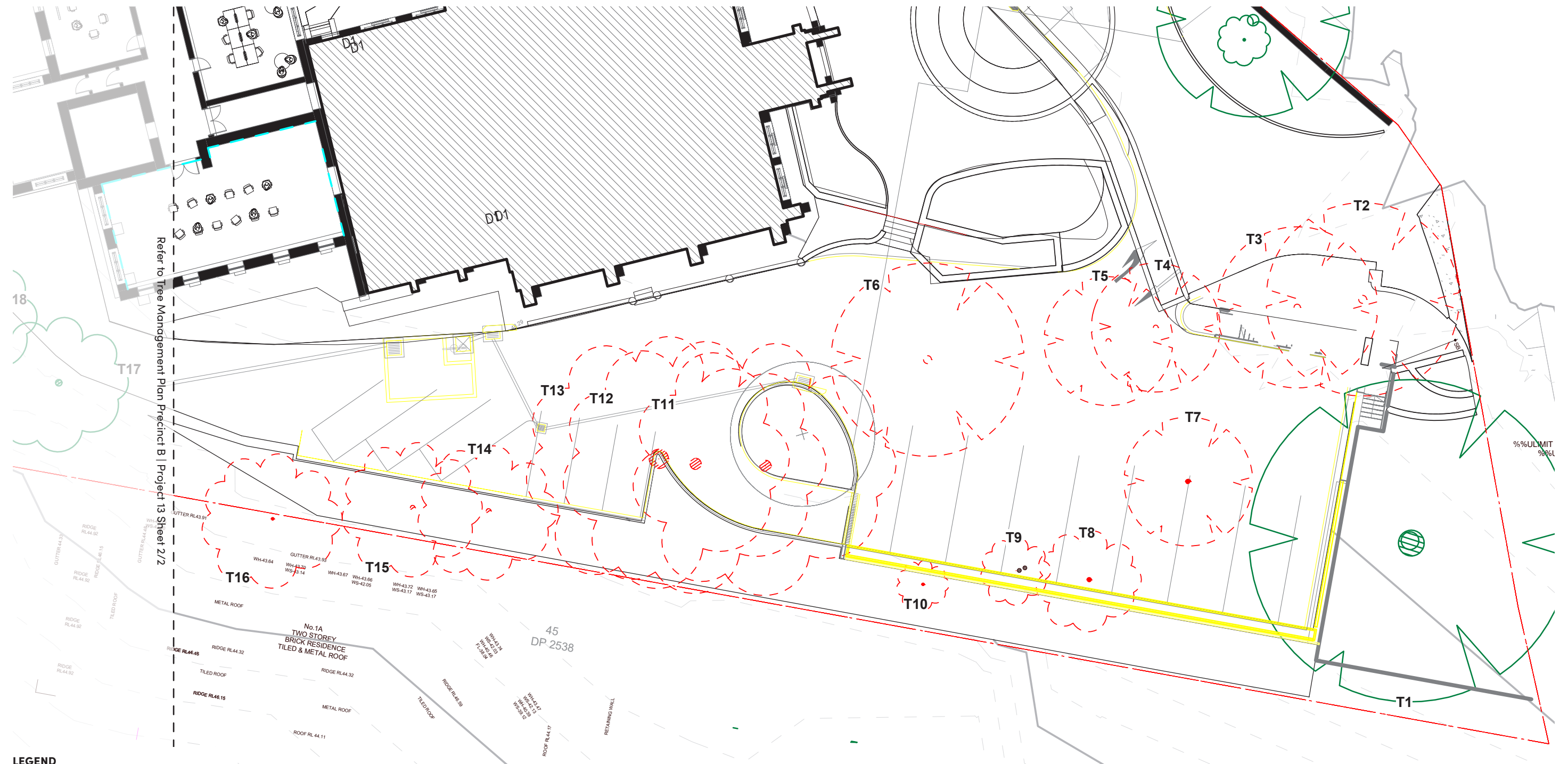
# STAGE 1 DETAILED WORKS PLAN







**PRECINCT B | PROJECT 13**

BUS + CARPARK STRUCTURE (SHEET 1 OF 2)



### LEGEND

-  Trees to be removed  
 Trees to be retained

NOTE: All trees not numbered by Arborist  
are assumed not to be assessed and to  
be retained





## PRECINCT B | PROJECT 13



DETAILED PLAN  
PRECINCT B | PROJECT 7 & 10

PROJECT 7: SENIOR SCHOOL MAIN ENTRY FORECOURT, LANDSCAPING + ACCESSIBLE RAMP  
PROJECT 10: TRAFFIC MANAGEMENT - PROPOSED PICK UP AND DROP OFF WITH WIDENING OF EXIT ROAD



**LEGEND**

- Mass planting areas
- Grass
- W4 Selected sandstone to detail
- P1a Concrete pavement to detail
- P2 Selected granite pavement to detail
- Existing gravel areas
- P3 Sandstone unit paving

NOTE: Refer to planting palette (p15) for species

0 2.5 5m  
SCALE - 1:250 @ A3



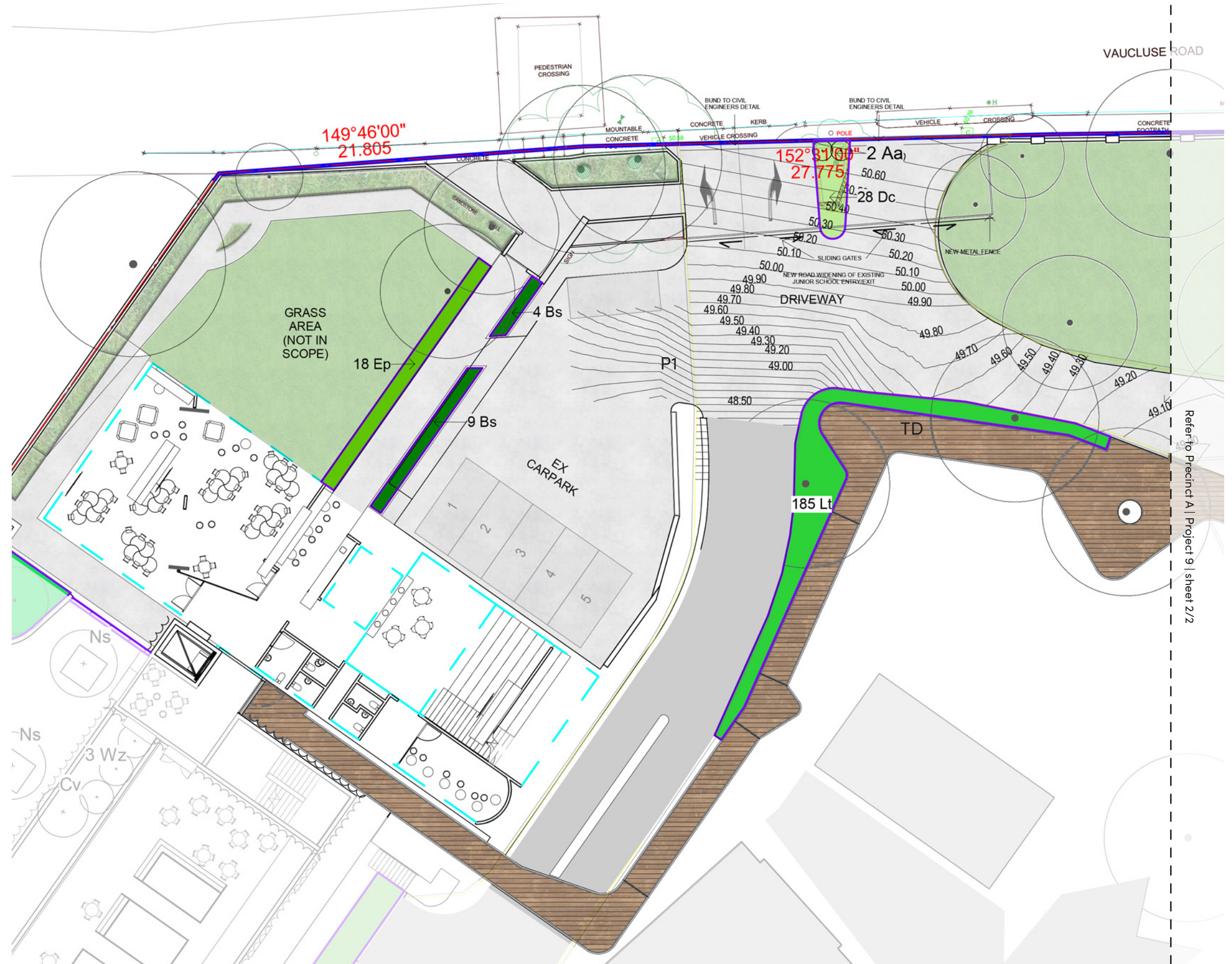
## PRECINCT B | PROJECT 13

[illegible]







## PRECINCT A | PROJECT 9

TRAFFIC MANAGEMENT -PROPOSED SECONDARY  
ENTRY, PICK-UP/DROP-OFF + FOOTBRIDGE  
(SHEET 1 OF 2)



### LEGEND

- |   |                           |
|---|---------------------------|
|  | Mass planting areas       |
|  | Grass                     |
|  | P1 Insitu concrete paving |
|  | TD Timber decking         |

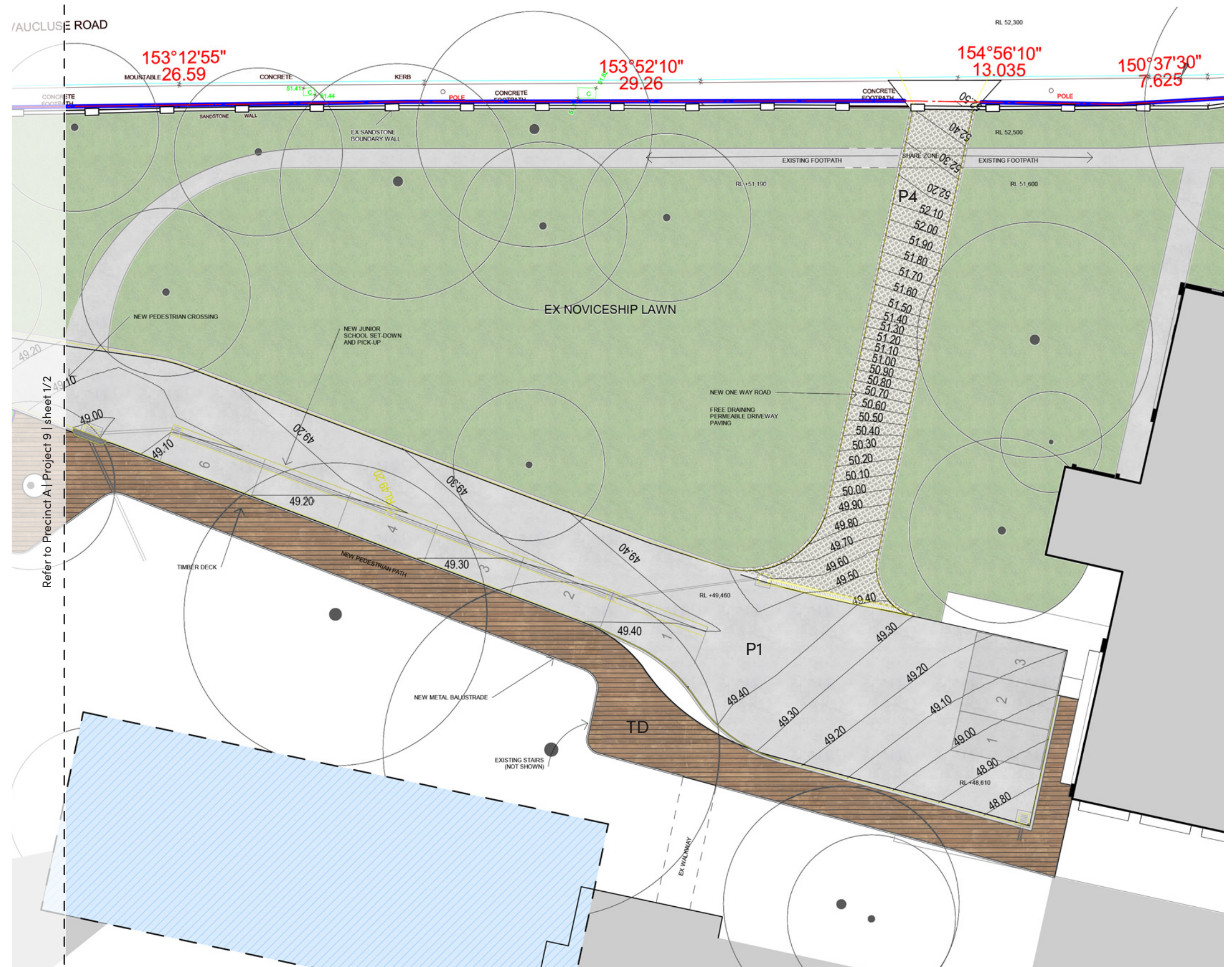
NOTE: Refer to planting palette (p15) for species









## PRECINCT A | PROJECT 9

TRAFFIC MANAGEMENT -PROPOSED SECONDARY  
ENTRY + PICK-UP/DROP-OFF + FOOTBRIDGE  
(SHEET 2 OF 2)



### LEGEND

- |   |                                      |
|---|--------------------------------------|
|  | Grass                                |
|  | Insitu concrete paving               |
|  | EnviroPaver Roocycle Permeable Paver |
|  | Timber decking                       |





# DETAILED PLAN

PRECINCT A | JUNIOR SCHOOL OVERALL

- LEGEND**
- ① Early Learning Extension + Additional Carparking
  - ② Junior School - Assembly + GLAs & Trafficable Roof Space
  - ③ Junior School - GLA's + Trafficable Roof Space
  - ④ Junior School - Vertical Circulation Link
  - ⑤ Junior School - GLA's + Amphitheatre + Traffic Management

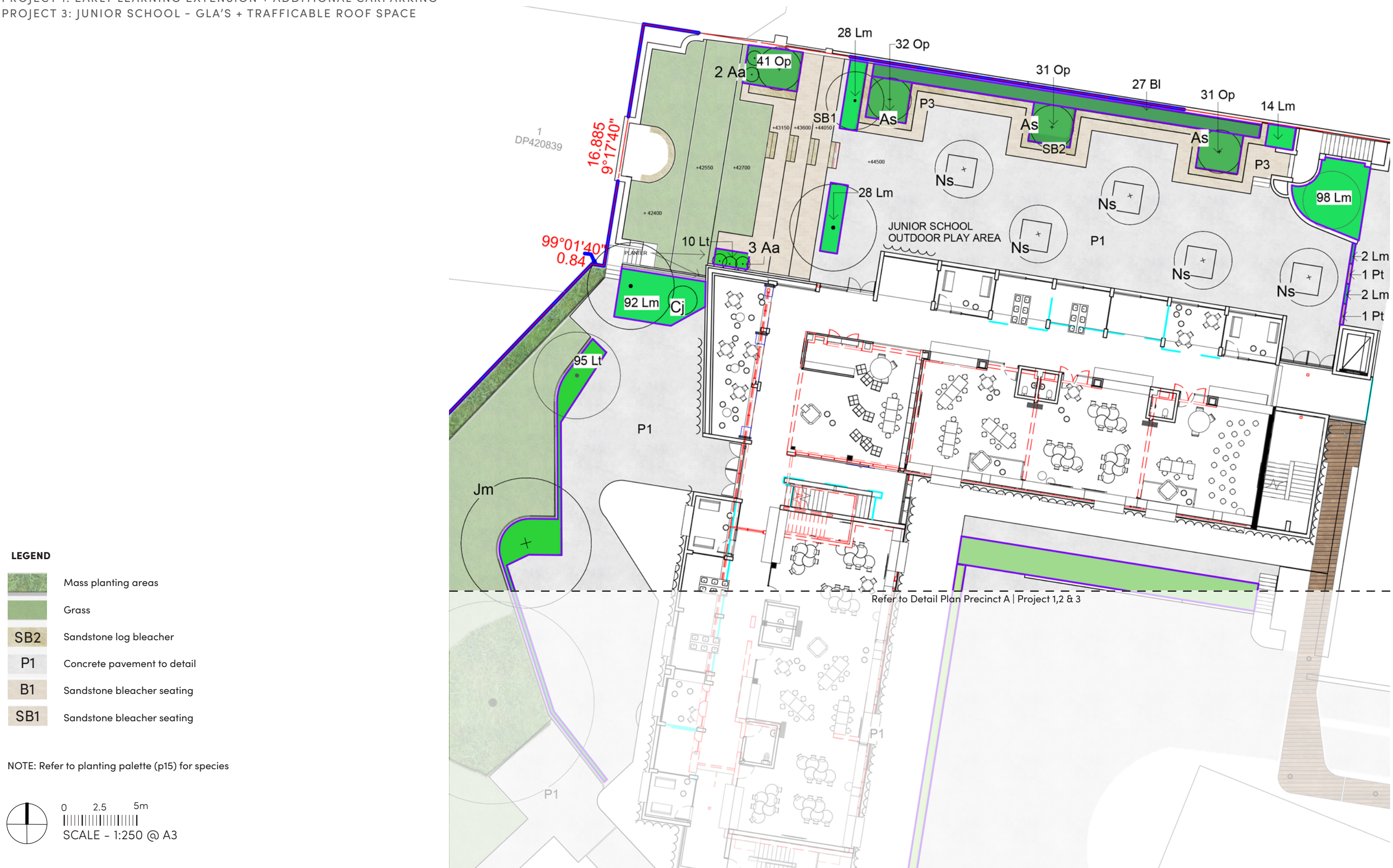




# DETAILED PLAN

## PRECINCT A | PROJECT 1 & 3

PROJECT 1: EARLY LEARNING EXTENSION + ADDITIONAL CARPARKING  
PROJECT 3: JUNIOR SCHOOL - GLA'S + TRAFFICABLE ROOF SPACE





## PRECINCT A | PROJECT 1,2 & 3

PROJECT 1: EARLY LEARNING EXTENSION + ADDITIONAL CARPARKING  
PROJECT 2: JUNIOR SCHOOL - ASSEMBLY + GLAS & TRAFFICABLE ROOF SPACE  
PROJECT 3: JUNIOR SCHOOL - GLA'S + TRAFFICABLE ROOF SPACE

Refer to Precinct A | Project 1 & 3

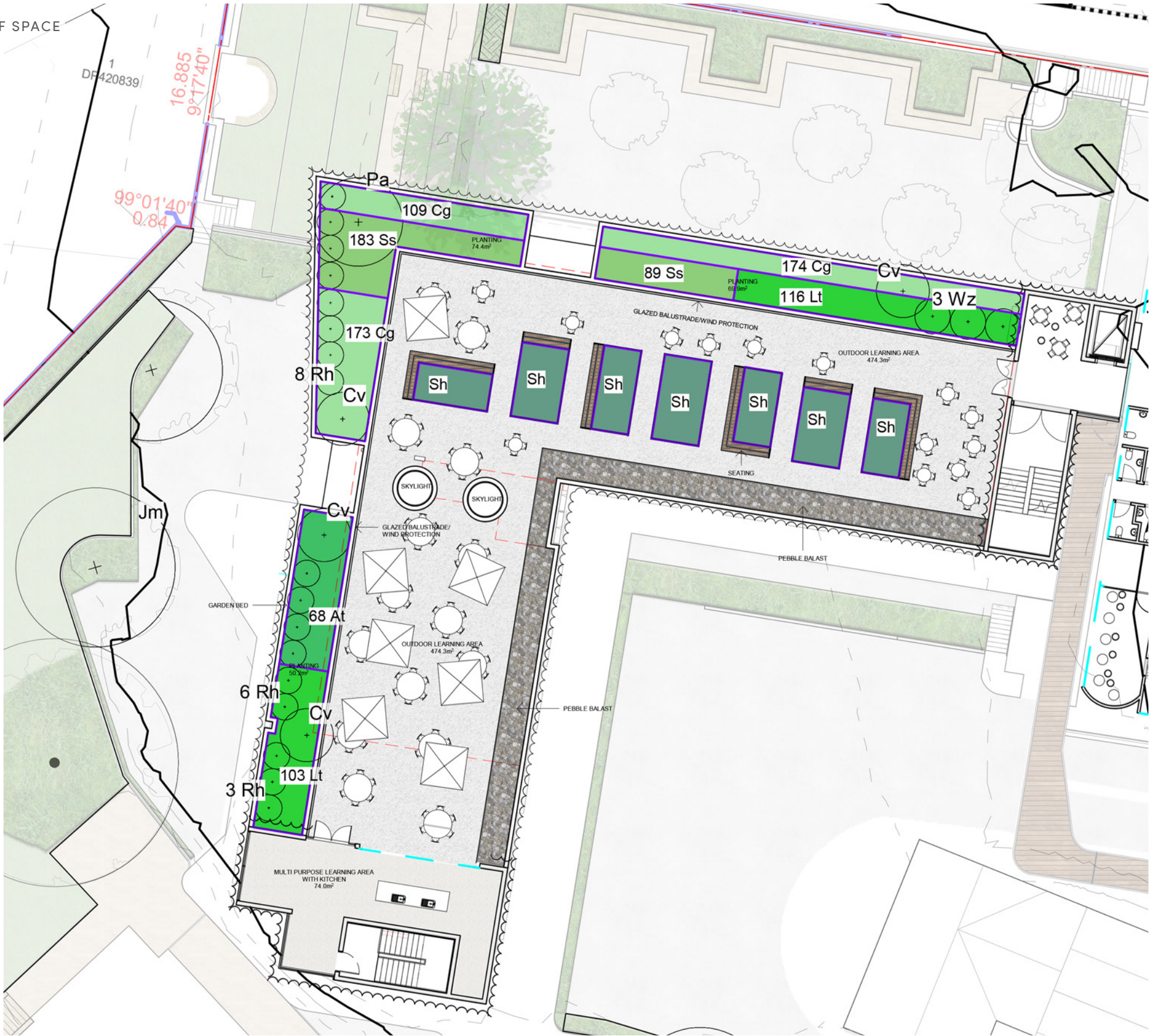





# DETAILED PLAN

## PRECINCT A | PROJECT 2 & 3

PROJECT 2: JUNIOR SCHOOL - ASSEMBLY - GLA'S + TRAFFICABLE ROOF SPACE  
PROJECT 3: JUNIOR SCHOOL - GLA'S + TRAFFICABLE ROOF SPACE



NOTE: Refer to planting palette (p16) for species





# MATERIALS PALETTE

## PAVING



P1 INSITU CONCRETE PAVING



P2 GRANITE PAVING INLAYS



P3 SANDSTONE UNIT PAVERS



P4 ENVIROPAVER ROOCYCLE PERMEABLE PAVER / MOODIE OUTDOOR PRODUCTS

## WALLS



SANDSTONE BLEACHER SEATING



SANDSTONE RETAINING WALLS



SANDSTONE STAIRS

## SHADE SAILS



WHITE SHADE SAILS /ALFRESCO SHADE



PLANTING PALETTE

CODE	BOTANICAL NAME	COMMON NAME	MATURE HEIGHT	MATURE SPREAD	POT SIZE	DENSITY	QUANTITY
MAIN ENTRY COURTYARD & PARKING AREAS							
TREES							
Ac	Angophora costata	Sydney Red Gum	25000mm	6000-12000mm	50L	As shown	1
Wf	Waterhousea floribunda	Weeping Lilly Pilly	10000mm	7000mm	100L	As shown	5
Bi	Banksia integrifolia	Coast Banksia	10000mm	5000-10000mm	50L	As shown	2
Hf	Howea forsteriana	Kentia Palm	10000mm	3000mm	100L	As shown	4
Cr	Callitris rhomboidea	Oyster Bay Pine	9000mm	2000-4000mm	50L	As shown	2
SHRUBS							
Bt	Bambusa textilis gracilis	Slender Weavers	6000mm	1500-2000mm	45L	As shown	10
Sa	Syzygium australe 'Hinterland Gold'	Gold Lilly Pilly	6000mm	3000mm	50L	1500mm	13
D	Drepanostachyum falcatum	Himalayan Weeping Bamboo	4000mm	1000mm	300mm pot	As shown	7
Pm	Philotheca myoporoides	Long-leaf Wax Flower	2000mm	800-1000mm	25L	As shown	17
Ri	Rhaphiolepis indica 'cosmic white'	Indian Hawthorn	1500mm	1500mm	200mm pot	As shown	3
Bs	Buxus sempervirens	Common Box	1200mm hedge form	1500-5000mm	5L	900mm	85
Ro	Rhaphiolepis indica 'Oriental pearl'	Indian Hawthorn	1000mm	1500mm	200mm pot	As shown	15
UNDERSTOREY							
Lv	Lomandra longifolia 'Verday'	Lomandra	600mm	1000m	200mm pot	500mm	1728
JUNIOR SCHOOL & NORTH ENTRY							
TREES							
Bl	Bambusa lako	Timor black bamboo	15000mm	600mm	45L	950mm	27
Ns	Nyssa sylvatica 'Forum'	Tupelo	11000mm	5000mm	100L	As shown	5
Fp	Fraxinus pennsylvanica 'Urbanite'	Urbanite Ash	11000mm	8000mm	100L	As shown	1
Jm	Jacaranda mimosifolia	Blue Jacaranda	10000mm	8000mm	100L	As shown	2
Ca	Cupaniopsis anacardioides	Tuckeroo	8000mm	5000mm	50L	As shown	2
As	Acmena smithii 'Sublime'	Sublime Lilly Pilly	5000mm	3000mm	75L	As shown	4
SHRUBS							
Sn	Syzygium australe 'Narrow Leaf'	Narrow Leaf Scrub Cherry	5000mm	1500mm	45L	As shown	8
Ep	Elaeagnus pungens	Thorney Olive	4000mm hedge form	4000mm	300mm pot	900mm	53
Cj	Camellia japonica 'Aspasia Macarthur'	Common Camelia	2100mm hedge form	1800-3000mm	50L	1750mm	6
Aa	Acmena 'Allyns Magic'	Lilly Pilly	1000mm	1000mm	200mm pot	As shown	9
Bs	Buxus sempervirens	Common Box	1000mm	1200mm	25L	600mm	13
UNDERSTOREY							
Lt	Lomandra tanika	Mat Rush	900mm	650mm	200mm pot	500mm	
Lm	Liriope muscari 'Evergreen Giant'	Turf Lily	800mm	500mm	200mm pot	450mm	264
Dc	Dianella caerulea	Blue Flax-lily	600mm	1500mm	200mm pot	600mm	68
Op	Ophiopogon planiscapus 'Nigrescens'	Black mondo grass	300mm	300mm	200mm pot	500mm	136
Ma	Muehlenbeckia axillaris	Sprawling wirevine	Scrambler	600mm	Tube	600mm	41
Pt	Parthenocissus tricuspidata	Boston ivy	Climber	3000mm	Tube	600mm	2

TREES



Angophora costata



Waterhousea floribunda



Banksia integrifolia



Howea forsteriana

SHRUBS



Rhaphiolepis indica 'Oriental pearl'



Bambusa textilis gracilis



Syzygium australe 'Hinterland Gold'



Drepanostachyum falcatum



Elaeagnus pungens



Camellia japonica 'Aspasia Macarthur'



Acmena 'Allyns Magic'



Buxus sempervirens

UNDERSTOREY



Lomandra longifolia 'Verday'



Lomandra tanika



Liriope muscari 'Evergreen Giant'



Dianella caerulea



Ophiopogon planiscapus 'Nigrescens'



Muehlenbeckia axillaris



Parthenocissus tricuspidata



# PLANTING PALETTE

CODE	BOTANICAL NAME	COMMON NAME	MATURE HEIGHT	MATURE SPREAD	POT SIZE	DENSITY	QUANTITY
JUNIOR SCHOOL: ROOF TERRACE PLANTING							
TREES							
Pa	Plumeria acutifolia	Red Frangipani	6000mm	8000mm	100L	As shown	1
Cv	Callistemon viminalis	Weeping Bottlebrush	4000mm	4500mm	25L	As shown	4
SHRUBS							
Ri	Rhaphiolepis indica intermedia	Indian Hawthorn	1500mm	1500mm	200mm pot	As shown	17
Wf	Westringia fruticosa 'Zena'	Costal Rosemary	1500mm	2000mm	5L	As shown	3
UNDERSTOREY							
Ac	Atriplex cinerea	Grey Saltbush	900mm	3000mm	tube	600mm	68
Lt	Lomandra tanika	Mat Rush	900mm	650mm	200mm pot	500mm	716
Cg	Carpobrotus glaucescens	Pigface	300mm	2000mm	tube	400mm	455
Ss	Senecio serpens 'Blue Chalk Sticks'	Blue Chalk Sticks	150mm	900mm	tube	400mm	272
Sh	Perennials & Seasonal herbs mix	Species will be further developed during DD phase				300mm	-

### TREES



Plumeria acutifolia



Callistemon viminalis

### SHRUBS



Rhaphiolepis indica intermedia



Westringia fruticosa 'Zena'

### CASCADING GROUNDCOVERS



Atriplex cinerea



Lomandra tanika



Carpobrotus glaucescens



Senecio serpens 'Blue Chalk Sticks'