18th March 2021

Project No. 6817000

Revision No. 01

Tina Tang
Jattca Property Solutions
Suite 101, Level 1, 343 George Street
Sydney NSW 2000

Dear Tina,

RE: Weigall Sports Complex – Sydney Grammar School (SSD-10421)

We have reviewed the letter received from Sydney Water dated 15th March 2021 and specifically in relation to the stormwater items. Sydney Water has indicated that there is a conflict between the proposed development and a 860mm x 990mm stormwater channel.

Please find enclosed the below listed Warren Smith Consulting Engineers drawings which illustrate the location of the existing easement as well as the stormwater assets. The drawings indicate that there is worst case a 4 metre clearance between the existing Sydney water assets and the proposed building which exceeds the minimum 1m requirements.

Enclosed

- *Drawing C1.03 Issue 3 Existing Survey*
- *Drawing C6.02 Issue 3 Stormwater Plan – Sheet 1*
- *Drawing C6.04 Issue 3 Stormwater Plan – Sheet 3*
- *Drawing A2101 Building 01 Sports Facilities Building General Arrangement Plan Ground - Issue A*

Please contact me if you have any questions on this.

Yours faithfully,
WARREN SMITH CONSULTING ENGINEERS PTY LIMITED

Michael Cahalane
Director – Civil & Water Engineering
Mobile: 0433 522 569
Email: michael@warrensmith.com.au

LEGEND

— · — · —	SITE BOUNDARY
es	EXISTING SEWER LINE
ew	EXISTING POTABLE WATER
ee	EXISTING ELECTRICITY
et	EXISTING TELECOMMUNICATIONS LINE
eg	EXISTING GAS MAIN
ewf	EXISTING FIRE SERVICE
esw	EXISTING STORMWATER PIPE

NOTES:

A DETAILED ADDITIONAL 3D SURVEY IS REQUIRED UP TO ALMA STREET CENTRE LINE AND UP TO NIELD AVENUE CENTRE LINE IN THE LOCATION OF THE PROPOSED ACCESS DRIVEWAYS FOR AN ACCURATE SURFACE DESIGN AND TO BE ABLE TO PROVIDE THE PROFILES UP TO THE CENTRE LINE OF THE ROAD AS REQUESTED IN SEARs ITEM 31.

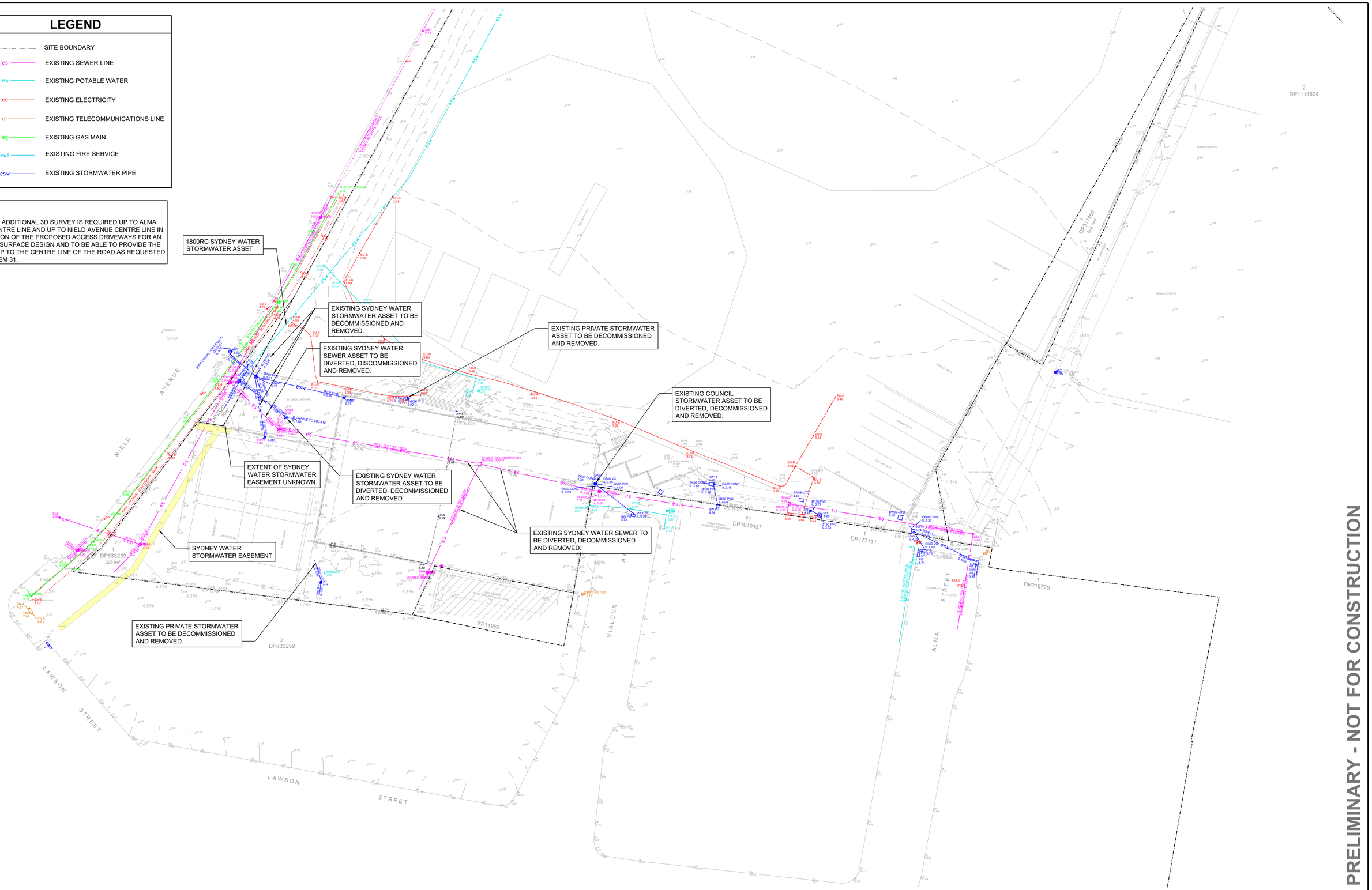

PRELIMINARY - NOT FOR CONSTRUCTION

DO NOT SCALE FROM DRAWINGS, CHECK & VERIFY ALL DIMENSIONS & LEVELS BEFORE COMMENCEMENT OF ANY WORK.

THIS DRAWING IS NOT TO BE COPIED IN PART OR WHOLE WITHOUT WRITTEN PERMISSION FROM WARREN SMITH AND PARTNERS.

NORTH

5 0 5 10 15 20m
PLAN SCALE 1:400 A1 SHEET

REVISION	AMENDMENT	DATE	REVISION	AMENDMENT	DATE
1	90% SSDA ISSUE	21/08/20			
2	95% SSDA ISSUE	03/09/20			
3	SSDA ISSUE	09/09/20			

CLIENT SYDNEY GRAMMAR SCHOOL

PROJECT
SYDNEY GRAMMAR SCHOOL
WEIGALL SPORTS COMPLEX
& CARPARK

PREPARED BY
Warren Smith & Partners
Warren Smith & Partners Pty Ltd
Level 9, 233 Castlereagh Street, Sydney 2000 NSW Australia
02 9299 1312 wsp@warrensmith.com.au
www.warrensmith.com.au ABN 36 300 430 126
Consulting Engineers
Hydraulic Fire Civil Utilities Infrastructure
SERVING THE CONSTRUCTION INDUSTRY SINCE 1981.

TITLE
EXISTING SURVEY

SCALE	DRAWN	DESIGNED	CHECKED	APPROVED
AS SHOWN	M.T.	M.Cz.	L.S.	L.S.

JOB No.	DRAWING No.	ISSUE
6817000	C1.03	3

DATE	STATUS
SEPTEMBER 2020	SSDA

Xrefs: X-6817000-TB, ATH, X-6817000-SU_Survey, X-6817000-SU_Existing Utilities, X-6817000-SU_Boundary
Plot Date: 09 09 2020@16:24:55 Login Name: mcatz Cad File: T:\6817000\Drawings\AutoCAD\Civil\Design\Civil 2\C1.03 Existing Survey.dwg

LEGEND

	INDICATIVE OVERLAND FLOW ROUTE
Ø450	PIPE DIAMETER AND DIRECTION OF FLOW
SW	STORMWATER PIPE (SIZE <Ø1050)
esw	EXISTING STORMWATER PIPE
es	EXISTING SEWER LINE
Ø225	PIPE DIAMETER AND DIRECTION OF FLOW
S	SEWER DEVIATION
SSD	SUBSOIL DRAINAGE LINE
SSD	SUBSOIL HIGH END RISER
SSD	SUBSOIL INTERMEDIATE RISER
	SUBSOIL DRAINAGE LINE UNDER PAVEMENT
	STORMWATER DEVIATION
	EXISTING EASEMENT
	900 x 900 JUNCTION PIT
	900 x 900 GRATED INLET PIT
	PIT STRUCTURE NUMBER
	STORMWATER LINE NUMBER
GD	GRATED TRENCH DRAIN

NOTE:

1. OCEAN PROTECT ENVIROPOD FILTERS ARE TO BE INSTALLED IN PITS: 1/1, 2/1, 3/1, 4/1, 5/1, 6/1, 2/3, 2/4, 3/4, 4/4, 5/4, 1/5, 1/6, 2/6, 3/6. OIL SOAK BY MYCELX TO BE INSTALLED WITHIN THE OCEAN GUARD IN PIT 3/6.
2. REFER TO ARBORIST'S REPORT FOR ALL WORKS WITHIN THE TREE PROTECTION ZONE OF TREES TO BE RETAINED.

INSET A

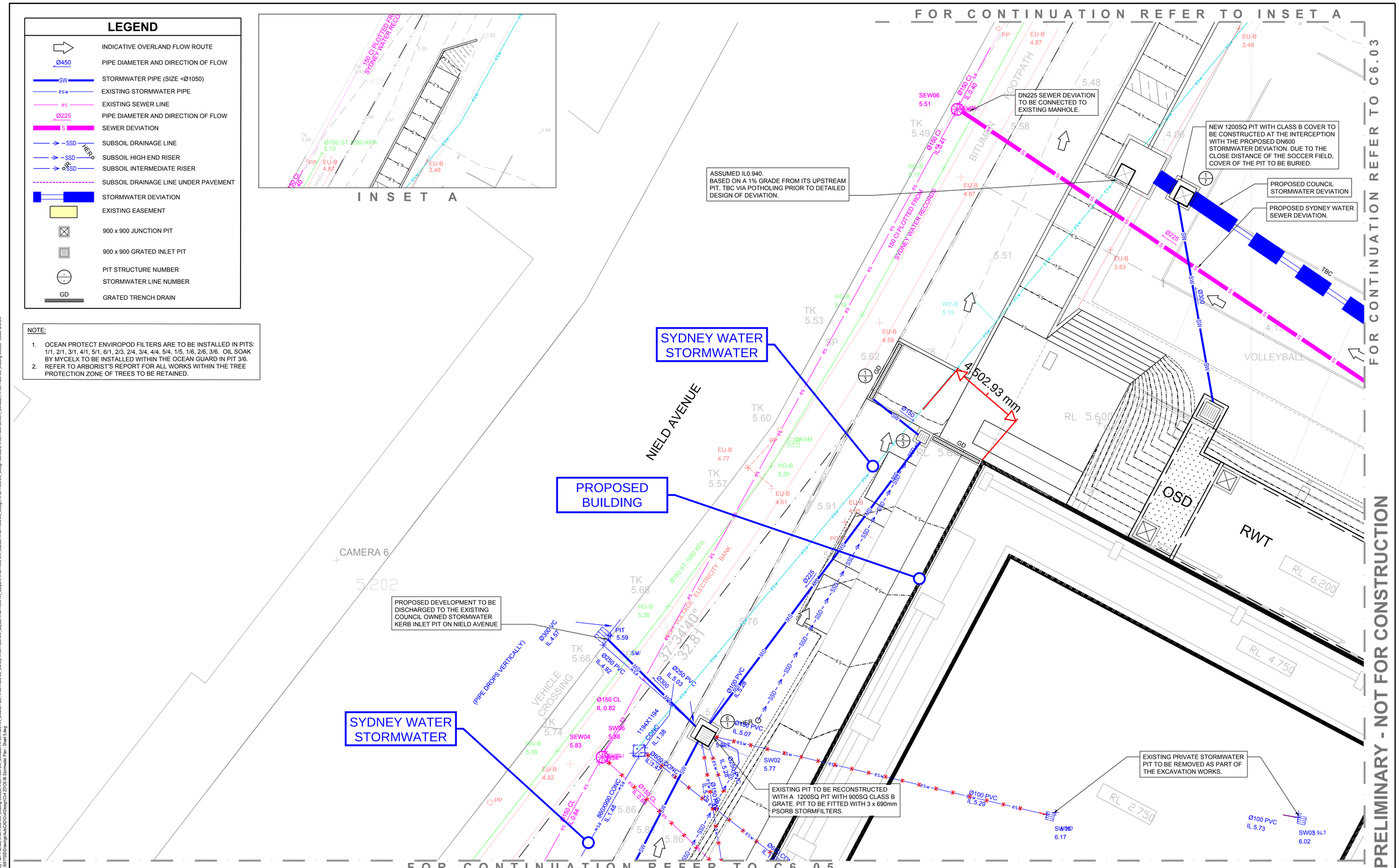

DO NOT SCALE FROM DRAWINGS, CHECK & VERIFY ALL DIMENSIONS & LEVELS BEFORE COMMENCEMENT OF ANY WORK.

THIS DRAWING IS NOT TO BE COPIED IN PART OR WHOLE WITHOUT WRITTEN PERMISSION FROM WARREN SMITH AND PARTNERS.

NORTH

1.0 0 1.0 2.0 3.0 4.0 5.0m
PLAN SCALE 1:100 A1 SHEET

REVISION	AMENDMENT	DATE	REVISION	AMENDMENT	DATE
1	90% SSDA ISSUE	21/08/20			
2	95% SSDA ISSUE	03/09/20			
3	SSDA ISSUE	09/09/20			

CLIENT SYDNEY GRAMMAR SCHOOL

PROJECT
SYDNEY GRAMMAR SCHOOL
WEIGALL SPORTS COMPLEX
& CARPARK

PREPARED BY
Warren Smith & Partners
Warren Smith & Partners Pty Ltd
Level 9, 233 Castlereagh Street, Sydney 2000 NSW Australia
02 9299 1312 wsp@warrensmith.com.au
www.warrensmith.com.au ABN 36 300 430 126
Consulting Engineers
Hydraulic Fire Civil Utilities Infrastructure
SERVING THE CONSTRUCTION INDUSTRY SINCE 1981.

TITLE
STORMWATER PLAN - SHEET 1

SCALE	DRAWN	DESIGNED	CHECKED	APPROVED
AS SHOWN	M.T.	M.Cz.	L.S.	L.S.

JOB No.	DRAWING No.	ISSUE
6817000	C6.02	3

DATE	STATUS
JANUARY 2019	SSDA

Xref's: X:6817000-TB_A1H, X:6817000-SU_Boundary, X:6817000-TB_Key Plan, Frames, X:6817000-SU_Existing Utilities, X:6817000-SW_Deviation, X:6817000-AR_Ground Floor, X:6817000-SU_Survey, X:6817000-AR_Carpark, X:6817000-SW_Layout, X:6817000-SW_Subsoil, X:6817000-DE_Design, X:6817000-DE_Design Contours, X:6817000-SEWER_Deviation, X:6817000-SU_Existing Utilities - Sewer and SW
Plot Date: 10.09.2020@16:52:26 Login Name: NGupta Cad File: T:\6817000\Drawings\AutoCAD\Civil\Design\Civil 2012\C6.M Stormwater Plan - Sheet 5.dwg

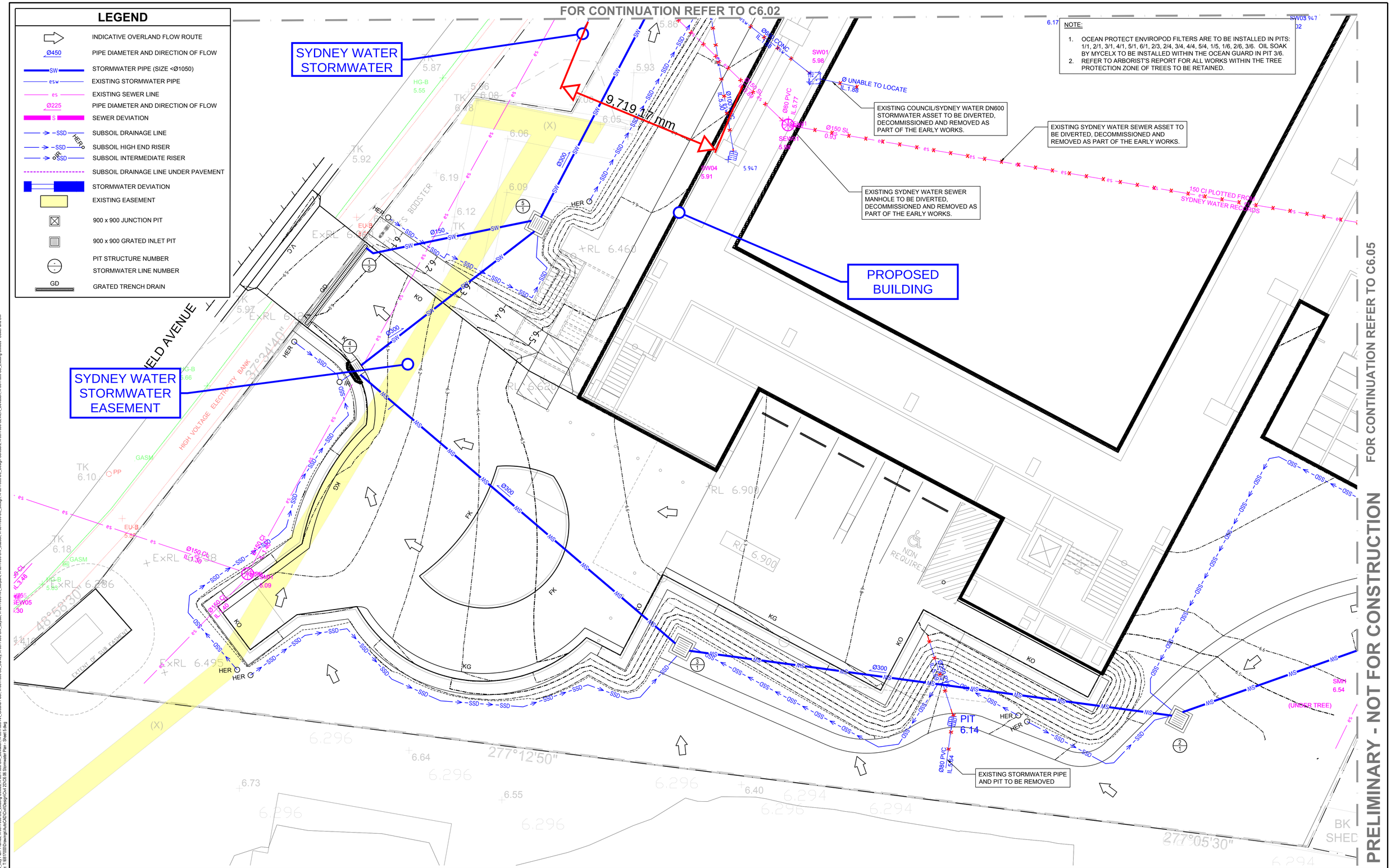

DO NOT SCALE FROM DRAWINGS, CHECK & VERIFY ALL DIMENSIONS & LEVELS BEFORE COMMENCEMENT OF ANY WORK.

THIS DRAWING IS NOT TO BE COPIED IN PART OR WHOLE WITHOUT WRITTEN PERMISSION FROM WARREN SMITH AND PARTNERS.

NORTH

1.0 0 1.0 2.0 3.0 4.0 5.0m
PLAN SCALE 1:100 A1 SHEET

REVISION	AMENDMENT	DATE	REVISION	AMENDMENT	DATE
1	90% SSDA ISSUE	21/08/20			
2	95% SSDA ISSUE	03/09/20			
3	SSDA ISSUE	09/09/20			

CLIENT SYDNEY GRAMMAR SCHOOL

PROJECT
SYDNEY GRAMMAR SCHOOL WEIGALL SPORTS COMPLEX & CARPARK

PREPARED BY
Warren Smith & Partners
Warren Smith & Partners Pty Ltd
Level 9, 233 Castlereagh Street, Sydney 2000 NSW Australia
02 9299 1312 wsp@warrensmith.com.au
www.warrensmith.com.au ABN 36 300 430 126
Consulting Engineers
Hydraulic Fire Civil Utilities Infrastructure
GCC ISO 9001 Certified
SERVING THE CONSTRUCTION INDUSTRY SINCE 1981.

TITLE
STORMWATER PLAN - SHEET 3

SCALE	DRAWN	DESIGNED	CHECKED	APPROVED
AS SHOWN	M.T.	M.Cz.	L.S.	L.S.

JOB No.	DRAWING No.	ISSUE
6817000	C6.04	3

DATE	STATUS
JANUARY 2019	SSDA

Xrefs: X:6817000-TB_A1H, X:6817000-SLI_Boundary, X:6817000-TB_Key Plan Frames, X:6817000-SLI_Existing Utilities, X:6817000-SW_Deviation, X:6817000-AR_Ground Floor, X:6817000-SLI_Survey, X:6817000-SW_Layout, X:6817000-AR_Carpark, X:6817000-SW_Subsoil, X:6817000-DE_Design, X:6817000-DE_Design Contours, X:6817000-SEWER_Deviation, X:6817000-SLI_Existing Utilities - Sewer and SW
Plot Date: 10:09:2020@15:29:39 Login Name: NGupta Cad File: T:\6817000\Drawings\AutoCAD\Civil\Design\Civil 2D\C6.00 Stormwater Plan - Sheet 5.dwg

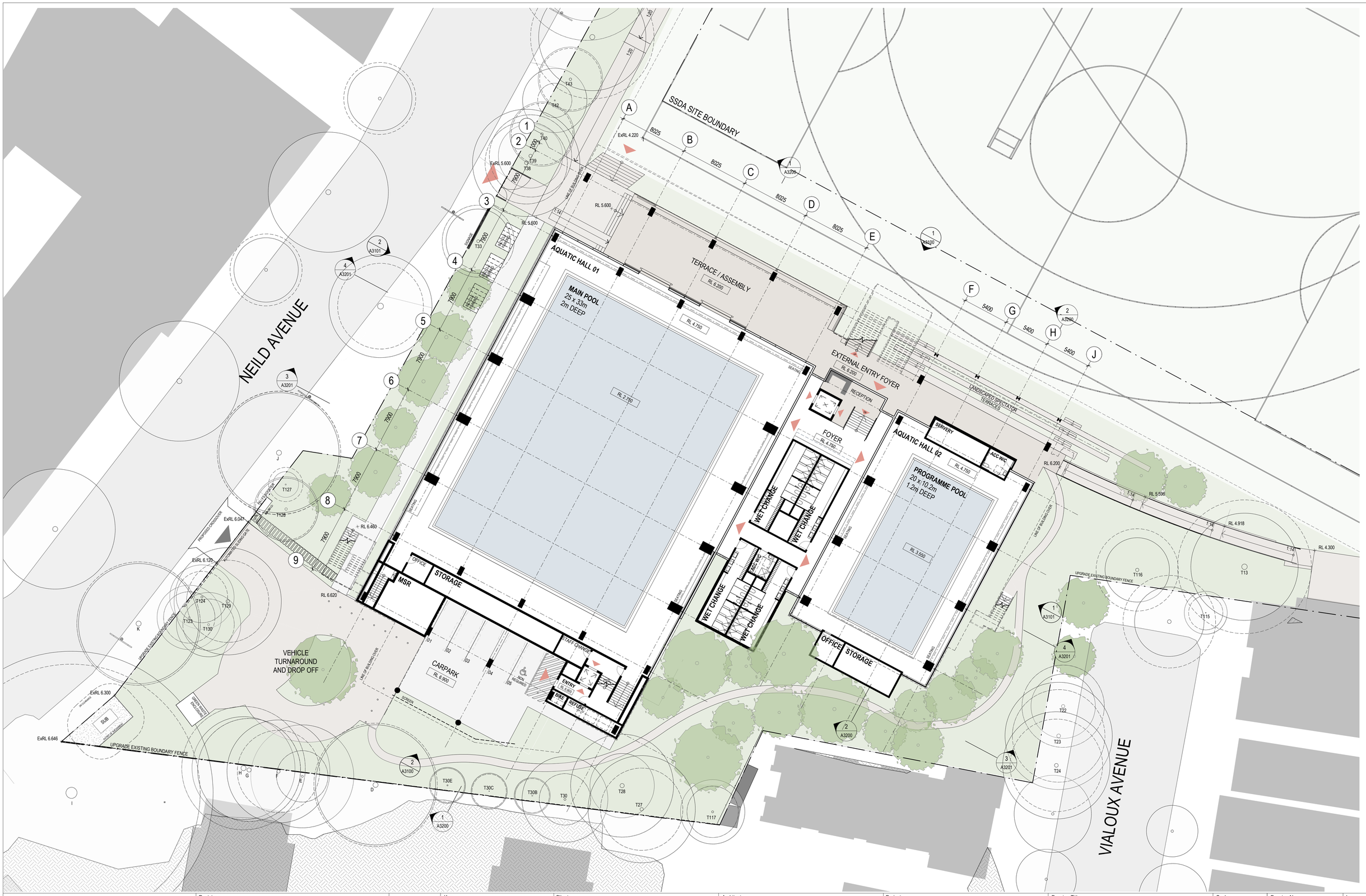

Revisions				
No.	Date	Description	Checked	Approved
A	02/09/2020	ISSUED FOR SSDA	ADC	LC

Key

N

Client
Sydney Grammar School

Architect
AJ+C
Allen Jack+Cottier
79 Myrtle Street Chippendale NSW 2008 AUSTRALIA
ph +61 2 9311 8222 fx +61 2 9311 8200
ABN 53 003 782 250

Project
SGS Weigall Sports Complex
Neild Ave, Rushcutters Bay

Proj. No. 19086

Drawing Title
BUILDING 01
SPORTS FACILITIES BUILDING
GENERAL ARRANGEMENT PLAN
GROUND

Sheet Status
NOT FOR CONSTRUCTION

Scale
1 : 200 @A1

Drawing No.
A2101

Issue
A

DRAFT

PLOT DATE & TIME: 2/09/2020 10:14:20 PM
PLOTTED & CHECKED BY: Author
REF: D:\Users\dcrosbie\19086_Master_dcrosbie.rvt

Do not scale drawings. Use figured dimensions only. Check & verify levels and dimensions on site prior to the commencement of any work, the preparation of shop drawings or the fabrication of components. This drawing is the copyright of Allen Jack + Cottier Architects and is protected under the Copyright Act 1968. Do not alter, reproduce or transmit in any form, or by any means without the express permission of Allen Jack + Cottier Architects. Nominated Architects: Michael Heenan 5264, Peter Ireland 6661