

Construction Environmental Management Plan

Western Harbour Tunnel and Warringah
Freeway Upgrade

Stage 1A Early and Enabling Works - Critical utility
installation, relocation and protection works

Transport for New South Wales

THIS PAGE LEFT BLANK INTENTIONALLY

Construction Environmental Management Plan

Western Harbour Tunnel and Warringah Freeway Upgrade

Stage 1A Early and Enabling Works - Critical utility installation, relocation and protection works

July 2021

List of emergency and key contacts

Position	Name	Phone
EPA pollution hotline		131 555
Fire and Rescue NSW		000 (for pollution incidents that present an immediate threat to human health or property) 1300 729 579 (for pollution incidents that do not present an immediate threat to human health or property)
The Ministry of Health		(02) 9391 9000
SafeWork NSW		131 050
North Sydney Council		(02) 9936 8100
24 hour community information line		1800 931 189
SPA Environmental Manager		
SPA Community Manager		
SPA Project Manager		
SPA Superintendent		
Environmental Representative		
Acoustic Advisor		
Transport for NSW Representative (Greater Sydney Project Office)		
Transport for NSW Environmental Representative (Motorways)		

Contents

1	Introduction	1
1.1	Background	1
1.2	Project description	5
1.3	Ancillary facilities	10
1.3.1	Construction ancillary facilities and access	10
1.3.2	Minor ancillary facilities and access	10
1.3.3	Minor ancillary facility approval, review and improvement.....	10
1.3.4	Ancillary facility screening.....	11
1.3.5	Restoration of ancillary facilities.....	12
1.4	Purpose of this CEMP	12
1.5	Environmental objectives and targets	13
1.6	Environmental Management System overview.....	14
1.7	CEMP Structure.....	15
2	Consultation, endorsement and approval	18
3	Environmental Management Plan	20
3.1	Preparation and availability of the CEMP	20
3.2	Planning.....	20
3.2.1	Environmental Risk Assessment Workshop.....	20
3.2.2	Regulatory requirements and compliance.....	20
3.2.3	Environmental Work Method Statement	20
3.2.4	Sensitive Area Plans	21
3.3	Resources, responsibilities and authority	21
3.4	Selection and management of subcontractors	28
3.5	Competence, training and awareness.....	28
3.5.1	Environmental induction	28
3.5.2	Toolbox talks, training and awareness.....	29
3.5.3	Daily Pre-Start Meetings.....	29
3.6	Communication.....	29
3.6.1	Internal Communication.....	29
3.6.2	Liaison with EPA, government authorities or other relevant stakeholders	29
3.6.3	Community liaison and/or notification	30
3.6.4	Complaints management.....	30
3.7	Emergency and Incident Planning.....	30
3.8	Environmental non-conformance	31
3.8.1	Non-compliance	31

3.8.2 Non-conformance	31
3.9 Monitoring, inspections and auditing	32
3.9.1 Environmental inspections	32
3.9.2 Environmental monitoring	33
3.9.3 Auditing	33
3.9.4 Other reporting	34
3.10 Records of environmental activities	35
3.10.1 Environmental records	35
3.10.2 Document control	36
3.11 Management review	36
3.12 CEMP Revision and changes to the project	37
3.12.1 CEMP Revision	37
3.12.2 Changes to the Project	38
3.13 Directions from DPIE	38
4 Ancillary facilities	39
4.1 Ancillary facility locations and descriptions	39
4.2 Working hours	40
4.2.1 Standard construction hours	40
4.2.2 Highly noise intensive work	40
4.2.3 Variation to work hours	40

Tables

Table 1-1 Critical utility works	5
Table 1-2 Description of activities for the critical utility works scope	6
Table 1-3 Environmental objectives and targets	13
Table 2-1 Environmental management sub plans and procedure	18
Table 2-2 Stakeholder consultation requirements	18
Table 3-1 Environmental monitoring programs	33
Table 3-2 SPA and Independent Audit requirements	34
Table 3-3 Reporting requirements	34
Table 4-1 Ancillary facility activities	39

Appendices

Appendix A1	Environmental Performance Outcomes
Appendix A2	Condition of Approval compliance tracking
Appendix A3	Legal requirements and compliance tracking
Appendix A4	Environmental aspects and impacts
Appendix A5	Environment and Sustainability policy
Appendix A6	Sensitive area plans
Appendix A7	Environmental incident classification and reporting
Appendix A8	Environmental Inspection Checklist
Appendix A9	Indicative ancillary facility layouts
Appendix A10	Stockpile Management Protocol
Appendix B1	Construction Traffic Management Sub Plan
Appendix B2	Construction Noise and Vibration Management Sub Plan
Appendix B3	Construction Flora and Fauna Management Procedure
Appendix B4	Construction Soil and Water Quality Management Procedure
Appendix B5	Construction Heritage Management Procedure
Appendix B6	Construction Air Quality Management Procedure
Appendix B7	Construction Waste and Resource Management Procedure

Document control

Approval

Title	Stage 1A Early and Enabling Works – Critical utility installation, relocation and protection works Construction Environmental Management Plan
Document No./Ref	SPAWP12-JHG-PLN-MAN-0-0003
Endorsed on behalf of SPA Environment Manager by	
Signed	
Dated	
Approved by SPA Project Manager	
Signed	
Dated	

Version control

The below document status table is for tracking the revisions of the CEMP, while the project is in construction. The version control table is to be used to track CEMP revisions, including those incorporating changes following agency comments.

It may be modified where necessary to fit with requirements of the individual project.

Revision	Date	Description	Approval
0	12/02/2021	Updates to incorporate approved CoA	DL
1	19/03/2021	Response to ER and TfNSW comments	JN
2	22/03/2021	Response to ER comments	JN
3	13/04/2021	Response to DPIE comments	JN
4	08/06/2021	Updated for changes to ancillary facilities	JN
5	13/07/2021	Minor update to include Blue Street ancillary facility and issue of EPL	JN

Glossary/Abbreviations

Abbreviation	Expanded text
AA	Acoustics Advisor
Ancillary facility	A temporary facility for construction of the CSSI including an office and amenities compound, construction compound, material crushing and screening plant, materials storage compound, maintenance workshop, testing laboratory and material stockpile area
CCS	Community Communication Strategy
CEMP	Construction Environmental Management Plan
CGC	Cammeray Golf Course adjustment works
Compliance audit	Verification of how implementation is proceeding with respect to a CEMP (which incorporates the relevant approval conditions).
CoA	NSW Minister for Planning and Public Space's Conditions of approval
CSSI	Critical State Significant Infrastructure
CUT	Critical utility installation, relocation and protection
DPIE	NSW Department of Planning, Industry and Environment
EES	NSW Environment, Energy and Science group (a group within DPIE)
EIS	Western Harbour Tunnel and Warringah Freeway Upgrade Environmental Impact Statement (January 2020)
Ecologically sustainable development	Using, conserving and enhancing the community's resources so that the ecological processes on which life depends are maintained and the total quality of life now and in the future, can be increased (Council of Australian Governments, 1992)
EMS	Environmental Management System
Environmental aspect	Defined by AS/NZS ISO 14001:2015 as an element of an organisation's activities, products or services that can interact with the environment.
Environmental impact	Defined by AS/NZS ISO 14001:2015 as any change to the environment, whether adverse or beneficial, wholly or partially resulting from an organisation's environmental aspects.
Environmental incident	An unexpected event that has, or has the potential to, cause harm to the environment and requires some action to minimise the impact or restore the environment.
Environmental objective	Defined by AS/NZS ISO 14001:2015 as an overall environmental goal, consistent with the environmental policy, that an organisation sets itself to achieve.
Environmental policy	Statement by an organisation of its intention and principles for environmental performance.
Environmental target	Defined by AS/NZS ISO 14001:2015 as a detailed performance requirement, applicable to the organisation or parts thereof, that arises from the environmental objectives and that needs to be set and met in order to achieve those objectives.

Abbreviation	Expanded text
Environmental Representative (ER)	A suitably qualified and experienced person independent of project design and construction personnel employed for the duration of construction. The role of the ER is defined in the CoA A27)
EPA	NSW Environment Protection Authority
EP&A Act	<i>Environmental Planning and Assessment Act 1979</i> (NSW)
EPL	Environment Protection Licence
ER	Environmental Representative
ESCP	Erosion and Sediment Control Plan
EWMS	Environmental work method statement
GSPO	Greater Sydney Project Office
Hold point	Is a verification point that prevents work from commencing prior to approval from Roads and Maritime Services
INX	InControl Incident Management
ISO	International Organisation for Standardisation
Minister, the	Minister for Planning and Public Space (or delegate)
Construction ancillary facility	A construction ancillary facility not being a minor construction ancillary facility.
Minor ancillary facility	Lunch sheds, office sheds, portable toilet facilities, car parking, material storage, and the like that meet the requirements of CoA A19.
Non-compliance	A breach of the requirements of the project approval or any applicable licence, permit or legal requirements.
Non-conformance	Failure to conform to the requirements of project system documentation including this CEMP or supporting documentation.
NSW	New South Wales
NVMP	Noise and Vibration Management Sub-plan
NVMoP	Noise and Vibration Monitoring Program
PIRMP	Pollution Incident Response Management Plan
Principal, the	Transport for NSW
POEO Act	<i>Protection of the Environment Operations Act 1997</i> (NSW)
Project, the	Western Harbour Tunnel and Warringah Freeway Upgrade
REMMs	Revised Environmental Management Measures
ROL	Road occupancy licence
RtS	Western Harbour Tunnel and Warringah Freeway Upgrade Response to Submissions (September 2020)
SAP	Sensitive Area Plans
SPA	Sydney Program Alliance
TTAMP	Traffic, Transport and Access Management Sub-plan
WFU	Warringah Freeway Upgrade

Abbreviation	Expanded text
WFUEW	Warringah Freeway Upgrade Early Works
WFUMW	Warringah Freeway Upgrade Main Works
WHT	Western Harbour Tunnel
WHTBL	Western Harbour Tunnel Beaches Link
WHTWFU	Western Harbour Tunnel and Warringah Freeway Upgrade

1 Introduction

1.1 Background

The Western Harbour Tunnel and Warringah Freeway Upgrade (WHTWPU) (the project) forms a core component of the broader Western Harbour Tunnel and Beaches Link (WHTBL) program of works (refer to Figure 1-1, Figure 1-2 and Figure 1-3). The project comprises two main components:

- A new crossing of Sydney Harbour involving twin tolled motorway tunnels connecting the M4-M5 Link at Rozelle and the Warringah Freeway at North Sydney (the Western Harbour Tunnel)
- Upgrade and integration works along the existing Warringah Freeway, including infrastructure required for connections to the Beaches Link and Gore Hill Freeway Connection project. Reconfiguration works as part of the Warringah Freeway Upgrade would optimise the road corridor and improve the performance of the Sydney Harbour Tunnel, the Sydney Harbour Bridge and the Western Harbour Tunnel.

Due to its importance, the WHTWPU project was declared to be Critical State Significant Infrastructure (CSSI) by the Minister for Planning and Public Space on 9 November 2020.

On 21 January 2021, the Department of Planning, Industry and Environment (DPIE) approved the construction and operation of the WHTWPU project (SSI 8863).

A detailed description of the project is provided in Chapter 5 of the Western Harbour Tunnel and Warringah Freeway Upgrade Environmental Impact Statement (EIS).

The WHTWPU project will be delivered in numerous stages:

- Stage 1 - Early and enabling works:
 - Stage 1A - Critical utility installation, relocation and protection (CUT) (the subject of this Construction Environmental Management Plan (CEMP))
 - Stage 1B - Cammeray Golf Course adjustment works (CGC)
- Stage 2 - Warringah Freeway Upgrade project:
 - Stage 2A - Warringah Freeway Upgrade early works (WFUEW)
 - Stage 2B - Warringah Freeway Upgrade main works (WFUMW)
- Stage 3 - Western Harbour Tunnel project (WHT).

Further detail on each stage is provided in the WHTWPU project Staging Report.

This CEMP applies only to Stage 1A Early and Enabling Works - Critical utility installation, relocation and protection stage of the project (refer to herein as 'the critical utility works' or 'CUT'). The critical utility works will support the delivery program of the Main Works of the project by undertaking these works prior to the commencement of the Main Works. Sydney Program Alliance (SPA) has been appointed by Transport for New South Wales (TfNSW) to deliver the CUT works.



Legend

Operational features

- Beaches Link
- Gore Hill Freeway Connection
- Western Harbour Tunnel
- Warringah Freeway Upgrade
- M4-M5 Link tunnel fitout and commissioned as part of Western Harbour Tunnel

Connecting projects

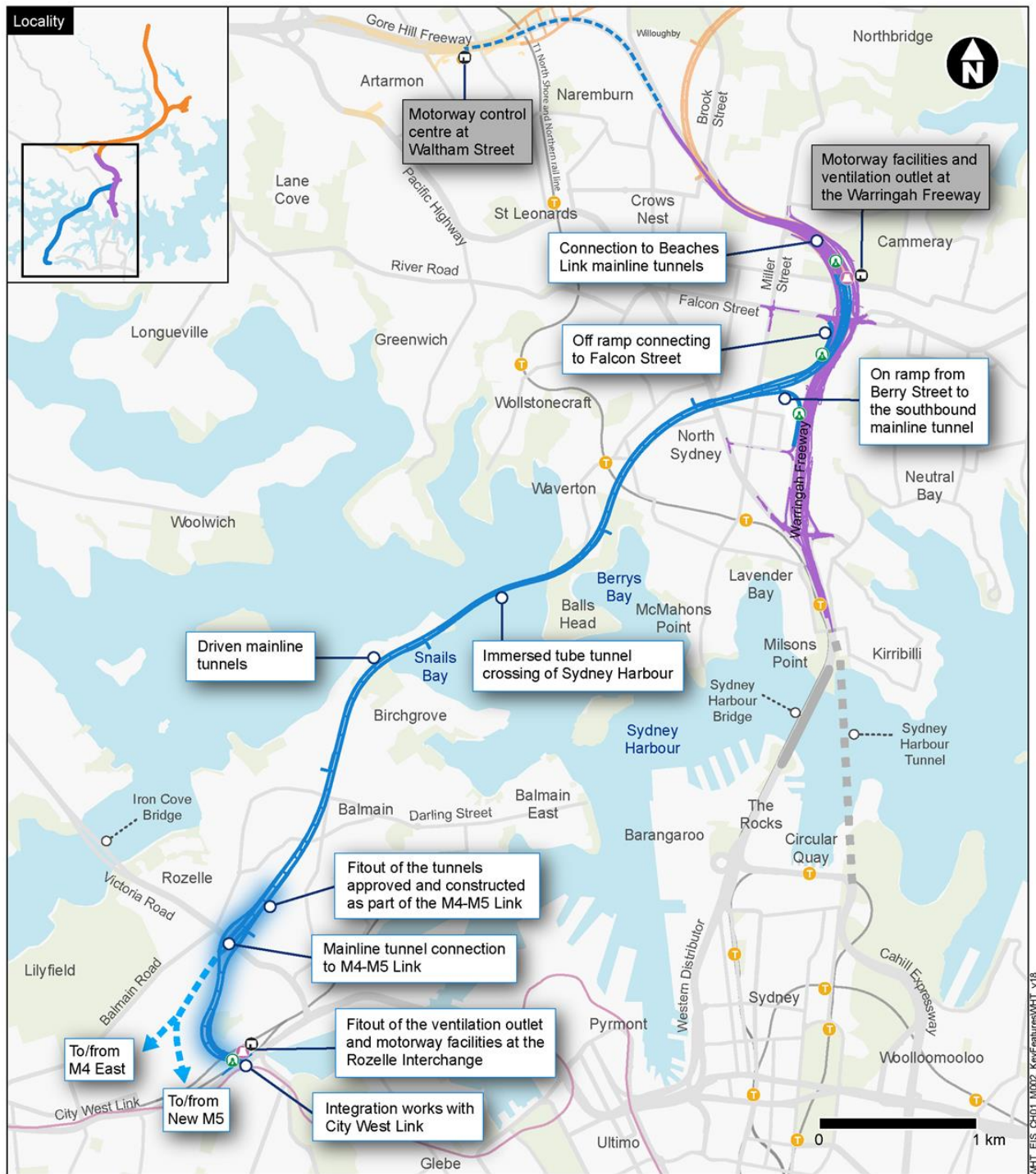
- M4-M5 Link connections (indicative)
- Northern Beaches Hospital road upgrade

Existing rail network

- Heavy rail
- Light rail

(Reference: Western Harbour Tunnel and Warringah Freeway Upgrade Environmental Impact Statement, Figure 1-1)

Figure 1-1 Overview of the Western Harbour Tunnel and Beaches Link Program of Works



Legend

Operational features

- Western Harbour Tunnel
- Warringah Freeway Upgrade
- Communications cable for motorway control centre
- M4-M5 Link tunnel fitout and commissioned as part of Western Harbour Tunnel

- ⬆ Surface connection
- ⬆ Permanent operational facility
- ⬆ Ventilation outlet

Connecting projects

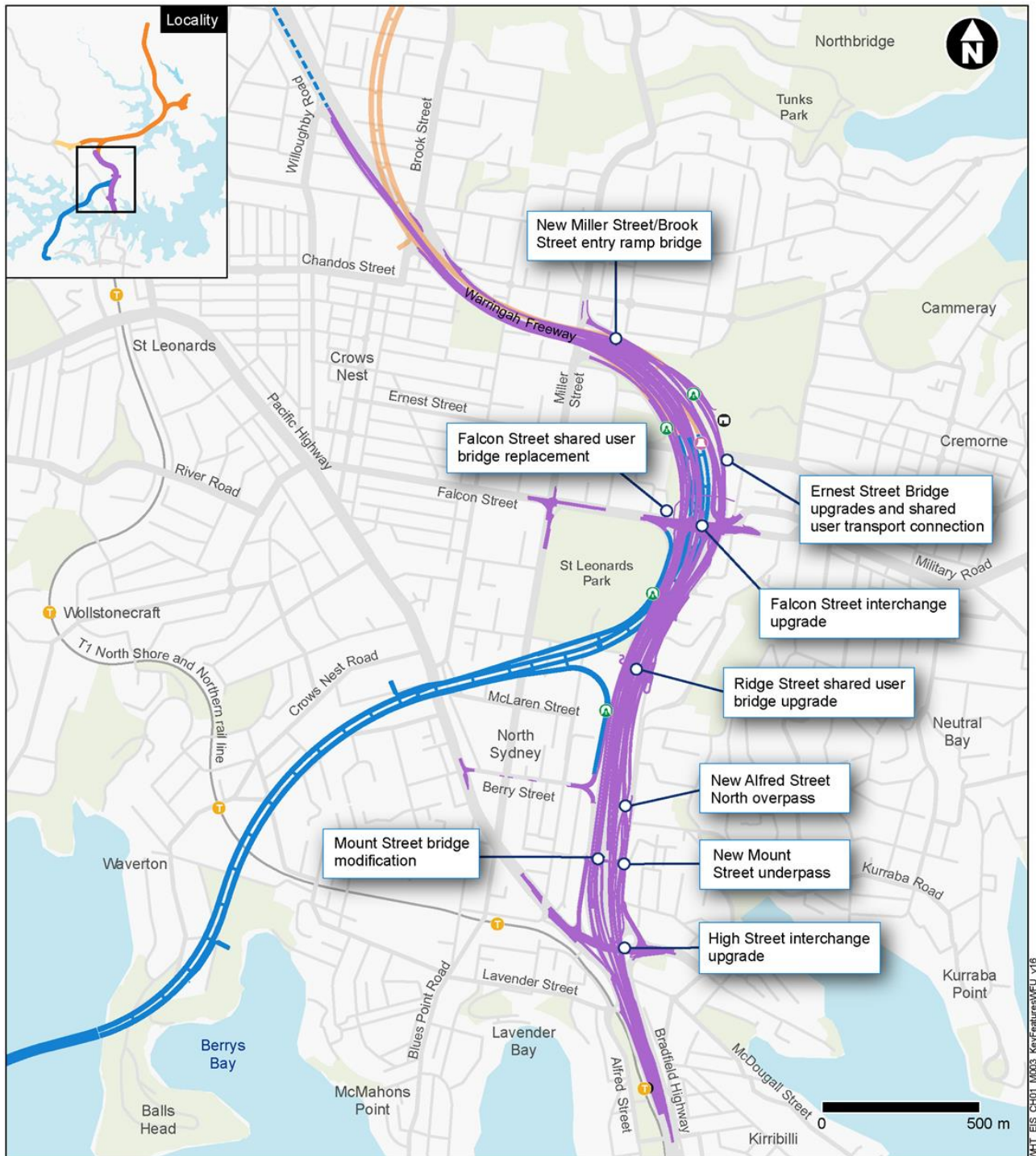
- Beaches Link
- Gore Hill Freeway Connection
- M4-M5 Link connections (indicative)

Existing rail network

- Heavy rail
- Light rail
- T Train station

(Reference: Western Harbour Tunnel and Warringah Freeway Upgrade Environmental Impact Statement, Figure 1-2)

Figure 1-2 Key features of the Western Harbour Tunnel component of the project



Legend

Operational features

- Warringah Freeway Upgrade
- Western Harbour Tunnel
- - - Communications cable for motorway control centre
- A Surface connection
- B Permanent operational facility
- C Ventilation outlet

Connecting projects

- Beaches Link

Existing rail network

- Heavy rail
- T Train station

(Reference: Western Harbour Tunnel and Warringah Freeway Upgrade Environmental Impact Statement, Figure 1-3)

Figure 1-3 Key features of the Warringah Freeway Upgrade component of the project

1.2 Project description

The early and enabling works will support the delivery program of the Main Works of the project by undertaking these works prior to the commencement of the Main Works.

This CEMP applies only to the critical utility installation, relocation and protection early works package of the project (Stage 1A). These critical utility works are critical to an earlier start on site and will be undertaken as part of early and enabling works of the project as outlined in Table 1-1 and Figure 1-4. Table 1-2 provides a summary of the activities which will be completed as part of the critical utility works scope.

The critical utility works will commence in early 2021 and be completed by early 2022. The program for the remaining stages of the WHTWUFU project is included in the WHTWUFU Project Staging Report.

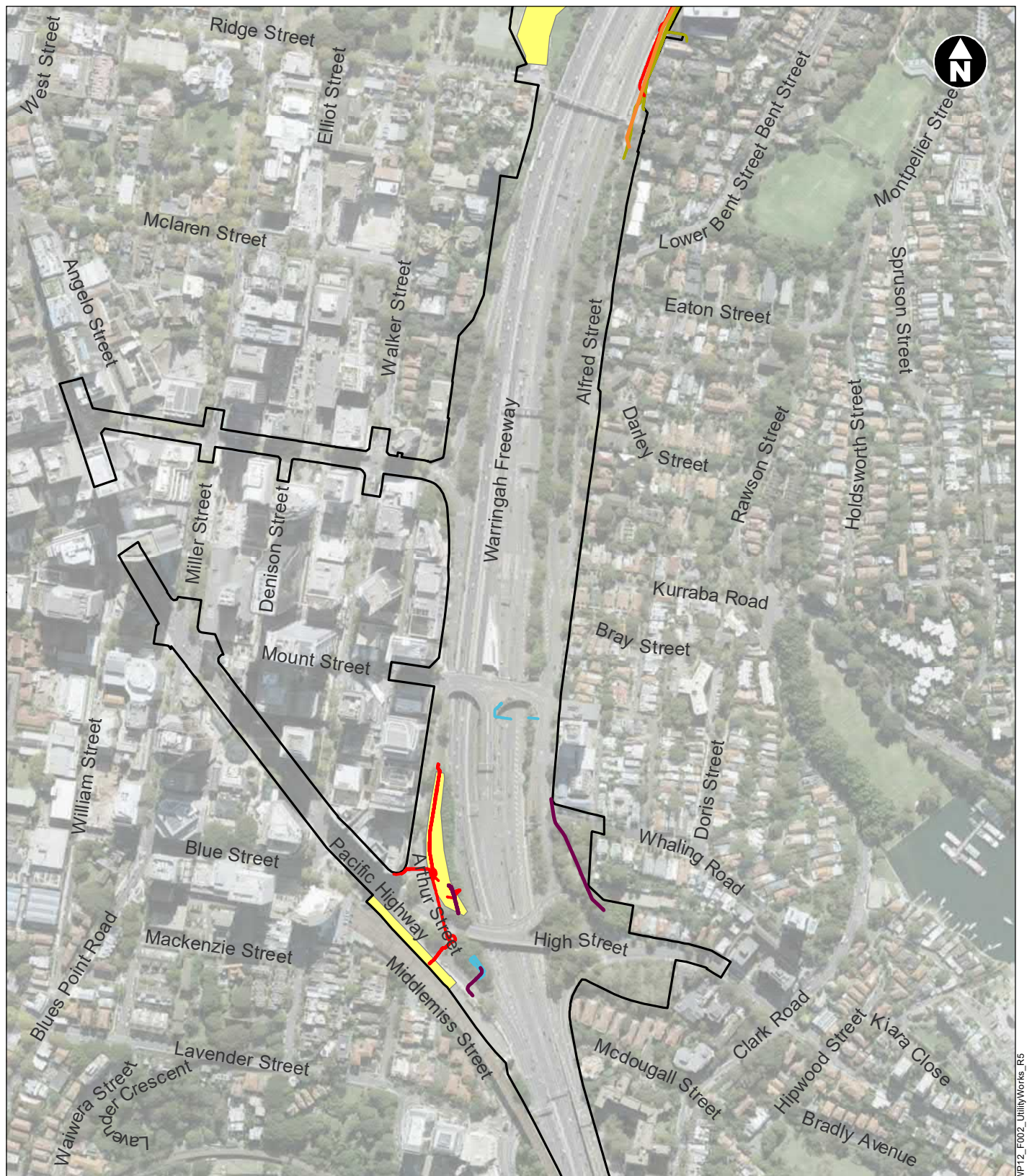
Table 1-1 Critical utility works

Areas	Key activities	Planned schedule for construction
Alfred Street	<ul style="list-style-type: none">• Deviation of existing Sydney Water sewer mains• Relocation of existing Ausgrid assets• Relocation of various communication provider assets	Start: Q2 2021 End: Q4 2021
Arthur Street/High Street, North Sydney	<ul style="list-style-type: none">• Relocation of existing Ausgrid assets• Relocation of various communication provider assets• Relocation of two (2) existing Sydney Harbour Tunnel fire hydrant booster stations• Relocation of existing 415V feed to Sydney Harbour Tunnel control room	Start: Q2 2021 End: Q1 2022
Cammeray Avenue / Ernest Street / Cammeray Golf Course	<ul style="list-style-type: none">• Relocation of existing in-ground Ausgrid assets• Removal of existing disused in-ground Ausgrid assets• Relocation of existing in-ground Sydney Water assets• Relocation of existing in-ground communication provider assets• Installation of new permanent Intelligent Transport System node and temporary connections• Installation of temporary construction power supply along Ernest Street from Ben Boyd Road to the Cammeray Golf Course site (WHT10).	Start: Q2 2021 End: Q4 2021

Table 1-2 Description of activities for the critical utility works scope

Activity	Description
Establishment and operation of ancillary facilities	
Site preparation works	<ul style="list-style-type: none"> • Provision of site security such as temporary fencing and perimeter fencing • Clearing and trimming of vegetation within the construction footprint • Site levelling, grading and compaction (including fill importation), including temporary stockpiling of materials for site levelling • Provision of foundations and buildings for toilet facilities, offices, lunch rooms, signage and pedestrian diversions, and installation of traffic barriers
Site survey and site investigation works	<ul style="list-style-type: none"> • Ground penetrating radar or electromagnetic ground investigation • Utility investigation by potholing with a vacuum truck
Initial environmental controls	<ul style="list-style-type: none"> • Erosion and sediment controls, including: <ul style="list-style-type: none"> ◦ Drainage sump ◦ Diversion of offsite flows ◦ Installation of clean and dirty water separation controls ◦ Erosion, sediment and water flow controls ◦ Delineation of sensitive areas and temporary fencing/hoardings
Fit out, commissioning and install of remaining site infrastructure including	<ul style="list-style-type: none"> • Chemical and hazardous material storage • Designated stockpile/laydown areas • Office furniture fit out • Formalisation of on-site car parking (line marking etc.) • Site lighting installed which will involve the use of power saws for cutting steel work
Operation of ancillary facilities	<ul style="list-style-type: none"> • Site offices • Lunch sheds • Staff amenities • Off-street car parking • Laydown • Material stockpiling
Critical utility works	
Installation of services to the site e.g. water, sewer, power, communications	<ul style="list-style-type: none"> • Establish temporary work area including installation of temporary fencing, storage, laydown and stockpiling areas • Installing pre-construction environmental management controls, e.g. sandbags at stormwater drainage outlets • Clearing and trimming of vegetation • Concrete wet saw cutting to remove concrete or asphalt pavement

Activity	Description
	<ul style="list-style-type: none"> • Trench excavations • Stockpiling excavated materials within the work area for reuse or removal for off- site disposal • Preparing sub-grade surface (e.g. stabilised sand) to accommodate utility services • Laying utility services either as pipes, cables or conduits • Constructing joint bays and pits (where required) • Pulling feeders and cables through conduits • Connecting utility services to existing networks • Testing and commissioning of utility services • Backfilling trenches and re-instating ground surface to an appropriate condition • Rehabilitate areas disturbed by works • Site clean-up and decommissioning of temporary work areas and environmental management controls
Installation of relocated utilities e.g. water, sewer, power, communications	<ul style="list-style-type: none"> • Establish temporary work area including installation of temporary fencing, storage, laydown and stockpiling areas • Installing pre-construction environmental management controls, e.g. sandbags at stormwater drainage outlets • Clearing and trimming of vegetation • Concrete wet saw cutting to remove concrete or asphalt pavement • Trench excavations • Installation of directional drilling launch/receiving sites • Stockpiling excavated materials within the work area for reuse or removal for off- site disposal • Preparing sub-grade surface (e.g. stabilised sand) to accommodate utility services • Laying utility services either as pipes, cables or conduits • Constructing joint bays and pits (where required) • Pulling feeders and cables through conduits • Connecting utility services to existing networks • Testing and commissioning of utility services • Backfilling trenches and re-instating ground surface to an appropriate condition • Removal of redundant utilities • Rehabilitate areas disturbed by works • Site clean-up and decommissioning of temporary work areas and environmental management controls



WP12_F002_UtilityWorks_RS

Legend

- Construction footprint
- Ancillary Facilities boundary

- Utility works
- Comms
- HV and Comms
- HV
- Sewer
- Water

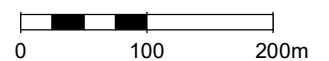
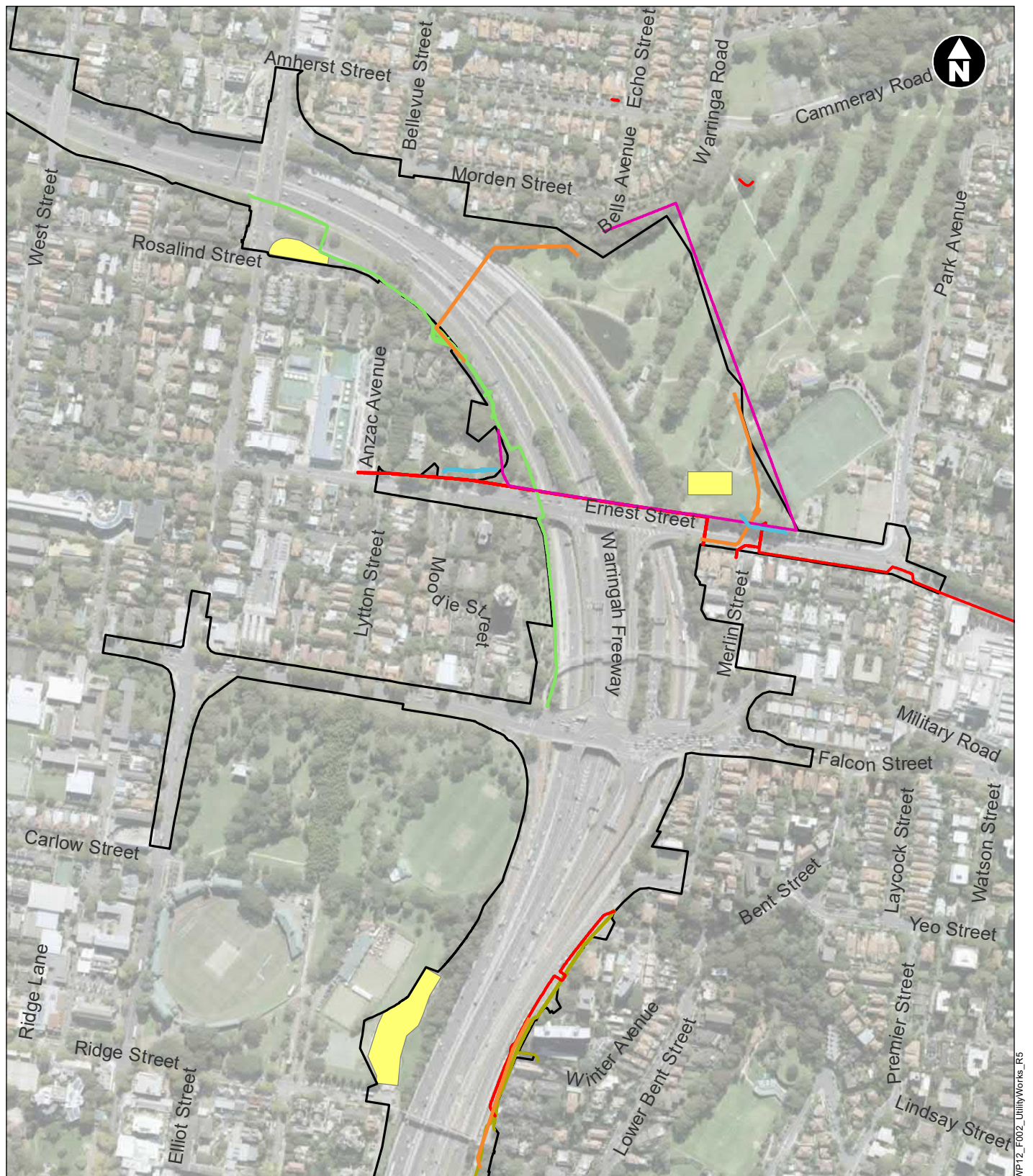


Figure 1-4 Location of critical utilities work scope (Sheet 1)



Legend

- Construction footprint
- Ancillary Facilities boundary

- Utility works
- Ucomm
 - HV and Comms
 - HV
 - ITS
 - Sewer
 - Water

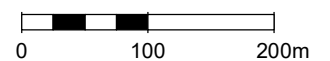


Figure 1-4 Location of critical utilities work scope (Sheet 2)

1.3 Ancillary facilities

Construction ancillary facility(s), if required, (excluding minor construction ancillary facilities established under Condition of Approval (CoA) A19) will be established and operated under this Construction Environmental Management Plan (CEMP). This CEMP and Sub-plans and procedures outline the environmental management practices and procedures which will be implemented during the establishment and operation of the construction ancillary facilities.

During critical utility works, minor ancillary facilities will be established and used in accordance with the CoA A19. Minor ancillary facilities are currently proposed at the locations identified in Table 4-1. A review and assessment of minor ancillary facilities will be undertaken in accordance with the process in Section 1.3.3. Should the establishment and use of any minor ancillary facility that has not been identified in the EIS be proposed, a review and assessment will be made and provided to the Environmental Representative (ER) for approval in accordance with the process in Section 1.3.3.

1.3.1 Construction ancillary facilities and access

During the establishment of any necessary construction ancillary facilities, heavy and light vehicle access would generally be via existing access points, e.g. driveways. However, where an existing access point is not available or is not suitable to use an alternative access point would be established.

In the event that a construction ancillary facility is required for the critical utility works, this CEMP will be updated to include relevant information including key activities and access.

As detailed in Section 1.3.3 SPA will seek approval from the ER for any minor ancillary facility, or element of a minor ancillary facility not assessed in the EIS in accordance with CoA A19(b).

Following the approval of this CEMP all ancillary facilities established by SPA will be considered construction ancillary facilities and will be managed accordingly in accordance with this CEMP. In accordance with CoA A18, the use of a construction ancillary facility for construction must not commence until the CEMP required by Condition C1, relevant CEMP Sub-plans required by Condition C4 and relevant Construction Monitoring Programs required by Condition C11 have been approved by DPIE. Refer to Section 1.7 for further detail on the structure of this CEMP.

1.3.2 Minor ancillary facilities and access

During CUT works minor ancillary facilities may be established and operated. In accordance with CoA A19 site facilities such as lunch sheds, office sheds, portable toilet facilities, car parking, material storage, and the like, will be established and used where they have been assessed in the EIS or Response to Submissions report (RtS).

Prior to the establishment and use of any minor ancillary facility that has not been assessed in the EIS or RtS they must satisfy the following criteria detailed in Section 1.3.3.

During the establishment of any minor ancillary facilities, heavy and light vehicle access would generally be via existing access points, e.g. driveways. However, where an existing access point is not available or is not suitable to use, an alternative stabilised access point would be established. Further detail on access to minor ancillary facilities is located in Section 4.1.

Following the approval of this CEMP the use of minor ancillary facilities will be considered “construction” and will be managed in accordance with this CEMP and Sub-plans.

1.3.3 Minor ancillary facility approval, review and improvement

The Infrastructure Approval identifies two approval pathways for the establishment of minor ancillary facilities. Minor ancillary facilities are defined under the Planning Approval CoA A19 as lunch sheds, office sheds, portable toilet facilities, car parking, material storage, and the like.

In accordance with CoA A19 minor ancillary facilities can be established and used if they have been assessed in the EIS and RtS, or if they satisfy the following criteria:

- a. Are located within or adjacent to the construction boundary, and
- b. Have been assessed by the ER to have:
 - i. Minimal amenity impacts to surrounding residences and businesses, after consideration of matters such as compliance with the Interim Construction Noise Guideline (DECC, 2009), traffic and access impacts, dust and odour impacts, and visual (including light spill) impacts, and
 - ii. Minimal environmental impact with respect to waste management and flooding, and
 - iii. No impacts on biodiversity, soil and water, and heritage items beyond those already approved under other terms of this approval.

SPA will seek approval from the ER for any minor ancillary facility, or element of a minor ancillary facility not assessed in the EIS in accordance with CoA A19(b). Following the approval of this CEMP all ancillary facilities established by SPA will be considered construction ancillary facilities and will be managed accordingly in accordance with this CEMP.

Following approval of this CEMP changes to the layouts of the ancillary facilities may be required:

- In response to changes in construction methodology and planning
- To take into account changes to the environment or generally accepted environmental management practices, new risks to the environment, any hazardous substances, contamination or changes in law
- Where requested or required by DPIE or any other Authority
- In response to internal or external audits, ER's monthly reviews or quarterly management reviews.

These changes may be approved by the ER if they are deemed minor, following the process outlined in Section 3.12.1. Minor changes to ancillary facilities would typically include those that:

- Are editorial in nature (e.g. corrections of spelling, grammar or street names)
- Do not increase the magnitude of impacts on the environment when considered individually or cumulatively
- Do not compromise the ability of the project to meet approval or legislative requirements
- Address:
 - Minor changes to previously approved facilities
 - Additional ancillary facilities approved by the Secretary through a modification to the Planning Approval.

Where the ER deems the changes are not minor, revisions of this CEMP would be forwarded to the Secretary of DPIE for approval.

1.3.4 Ancillary facility screening

Boundary fencing will be erected around ancillary facilities that are adjacent to sensitive land user(s) in accordance with CoA A20. This will be for the duration that the ancillary facility is in use unless otherwise agreed with affected residents, business operators or landowners.

All fencing and hoarding will be established in accordance with the requirements of the Community Communication Strategy (CCS).

In accordance with CoA E163 all ancillary facilities will be operated with the objective of minimising light spill by directing lighting away from residential receivers wherever possible. Following approval of this CEMP only the Ridge Street North ancillary facility would be required to be used outside of standard construction hours and therefore only this site would require the installation of site lighting. This lighting will be operated at the site consistent with the requirements of AS/NZS

4282:2019 Control of the obtrusive effects of outdoor lighting. In order to ensure site lighting does not impact on sensitive receivers the following will be implemented:

- Lights will be located as far away as possible and pointed away from neighbours and away from sensitive areas, such as bedroom windows and The Greens
- Existing features will be used to hide the light source from view. For instance, retained vegetation will be used to shield lighting existing structures
- Lights will be directed to illuminate the target area. If there is no alternative to up-lighting, shields and baffles will be fitted to help keep spill light to a minimum.

1.3.5 Restoration of ancillary facilities

Prior to works commencing and following completion of restoration of the areas, a pre- and post-construction land condition assessment will be undertaken for each area that has been used.

On completion of the works, the site will either be reinstated to pre-construction conditions or will be handed over to future contractor(s) carrying out the main construction of the project. The handover process will be conducted in consultation with TfNSW.

1.4 Purpose of this CEMP

This CEMP, the sub plans and procedures have been prepared to outline and describe how SPA, during the critical utility works, will comply with the CoA C1 to C3 of the NSW Minister for Planning and Public Spaces' CoA. Additionally, it outlines how SPA will minimise the environmental risks, and achieve environmental outcomes on the project by providing a structured approach to ensure those applicable Revised Environmental Mitigation Measures (REMMs) and controls are implemented.

This CEMP and associated sub-plans will be submitted to DPIE at least one month prior to the commencement of construction of the critical utility works. Critical utility works construction will not commence until the CEMP and associated sub-plans have been approved, unless otherwise agreed by the Planning Secretary.

Implementing the CEMP and sub plans effectively will ensure that the project meets the requirements of the CoAs and REMMs.

This CEMP has been prepared in accordance with:

- The project approval (SSI #8863)
- The EIS
- The RtS
- Environmental Management Plan Guideline for Infrastructure Projects (Department of Planning, Industry and Environment, 2020).
- AS/NZS International Organization for Standardization (ISO) 14001.

This CEMP will:

- Describe the project, including the critical utility activities to be undertaken and their scheduling during the project program
- Identify the environmental obligations applicable to the project and the hazards and risks associated with the works
- Outline the environmental management policies, guidelines and principles to be followed during the works
- Describe the roles and responsibilities of personnel in relation to environmental management during the works

- Outline specific mitigation measures and controls to be applied on site to avoid or minimise negative environmental impacts and prevent unauthorised environmental harm
- Provide specific mechanisms for compliance with the applicable policies, approvals, licences, permits, consultation agreements and legislation
- Outline a monitoring and review regime to check the adequacy of controls as they are implemented during construction.

The requirements of the planning approval and where they are met in this CEMP are shown in Appendix A2.

Details of agency consultation requirements required by CoA A5 will be provided in a consultation summary memorandum. The consultation summary memorandum will be reviewed by the ER prior to ER endorsement of the CEMP. The consultation summary memorandum will also be provided to DPIE with the lodgement of each CEMP Sub-plan. Copies of all correspondence, including emails and meeting minutes, undertaken as part of this consultation process will be included as part of the consultation summary memorandum.

This CEMP is the overarching document in the environmental management system for the Critical utilities works component of the Western Harbour Tunnel and Warringah Freeway Upgrade project that includes a number of management documents. It is applicable to all staff and subcontractors associated with the construction of the critical utility works.

In accordance with CoA C5 construction must not commence until the CEMP and all Sub-plans and Procedures have been approved, unless otherwise agreed by DPIE. The CEMP, Sub-plans and Procedures, as approved by the Planning Secretary, including any minor amendments approved by the ER, must be implemented for the duration of construction. Refer to Section 1.7 for further detail on the structure of this CEMP.

1.5 Environmental objectives and targets

As a means of assessing environmental performance during construction of the project, environmental objectives and targets have been developed (refer to Table 1-3) that are consistent with the TfNSW environmental policy (refer to Appendix A5) and will assist in monitoring whether the commitments of the policy are being met. The project specific objectives and targets in Table 1-3 have been developed by SPA to meet the performance outcomes. Chapter 28.6 of the EIS provides the environmental performance outcomes. Appendix A1 outlines the CEMP specific environmental performance outcomes.

These objectives and targets outline how the project will meet the key performance outcomes for key issues, as specified in the project's CoA, REMMs and as required by CoA C2 (refer to Appendix A1). Greater detail on the implementation of the performance outcomes has been included within sub-plans of this CEMP.

Project performance monitoring will be documented in the project construction compliance reports and at least on an annual basis as part of the management review.

Table 1-3 Environmental objectives and targets

Objective	Target	Measurement tool
Compliance and construction of the project in accordance with environmental approvals and Principal requirements	<ul style="list-style-type: none"> • All applicable conditions of approval and Principle requirements implemented throughout the project and within designated timeframes • No non-conformances identified during self-regulation 	<ul style="list-style-type: none"> • Construction compliance reporting • Weekly environmental inspections and reports • Monthly environmental reports • Management review

Objective	Target	Measurement tool
	<ul style="list-style-type: none"> Close out the findings of ER inspections and reports within the timeframes determined based on risk assessment Weekly inspections are undertaken 	
Compliance with all legal requirements.	<ul style="list-style-type: none"> No regulatory infringements (PINs or prosecutions) No formal regulatory warnings No major environmental incidents 	<ul style="list-style-type: none"> No formal regulatory warning Construction compliance reporting Management review
Implement a rigorous and comprehensive EMS that meets the requirements of AS/NZS ISO 14001	<ul style="list-style-type: none"> Address non-conformances and corrective actions within specific timeframes 	<ul style="list-style-type: none"> Construction compliance reporting Management reviews
Engage with the affected and broader community, minimise avoidable complaints and respond to any complaints within a suitable timeframe	<ul style="list-style-type: none"> Disseminate regular project updates and other information through the project website and other tools in accordance with the Community Communication Strategy Record and respond to complaints within the timeframe specified in the Community Communication Strategy No avoidable complaints 	<ul style="list-style-type: none"> Complaints register Construction compliance report Management review
Continuously improve environmental performance	<ul style="list-style-type: none"> Develop and maintain a program of ongoing environmental training Capture lessons learnt from environmental incidents to minimise repeat issues 	<ul style="list-style-type: none"> Construction compliance report Management review

1.6 Environmental Management System overview

The Environmental Management System (EMS) is an integrated set of tools and resources that define how the project will manage environmental risks at all levels of the business. SPA will operate an environmental system compliant with AS/NZS ISO 14001.

This CEMP is part of the EMS (refer to Figure 1-5) and describes how SPA will manage environmental issues during the critical utility works of the project. The structure of the CEMP and the related sub-plans and procedures are summarised in Figure 1-6.

This CEMP shall be updated as necessary to ensure all components of the works construction are covered. All site establishment works that are for the purpose of establishing the construction ancillary facilities that are required prior to approval of this CEMP, will be managed in accordance with this CEMP.

All works carried out on the site will be in accordance with this CEMP and the following requirements incorporated within this document:

- Relevant legislation (refer to Appendix A3)
- EIS and CoA for the site (refer to Appendix A2)
- SPA's Safety, Health, Environment and Quality Standards and Processes
- Transport for New South Wales's (TfNSW) Environment & Sustainability Policy (refer to Appendix A5)
- Principal and Contractual Requirements
- ISO 14001 Environmental Management System
- TfNSW Environmental Guidelines
- SPA's Environmental Policy.

This CEMP, as part of the SPA EMS, will be implemented with compliance and performance monitored and reviewed through the broader context. A complete list of guidelines, legislations and other relevant documents can be found in Appendix A3.

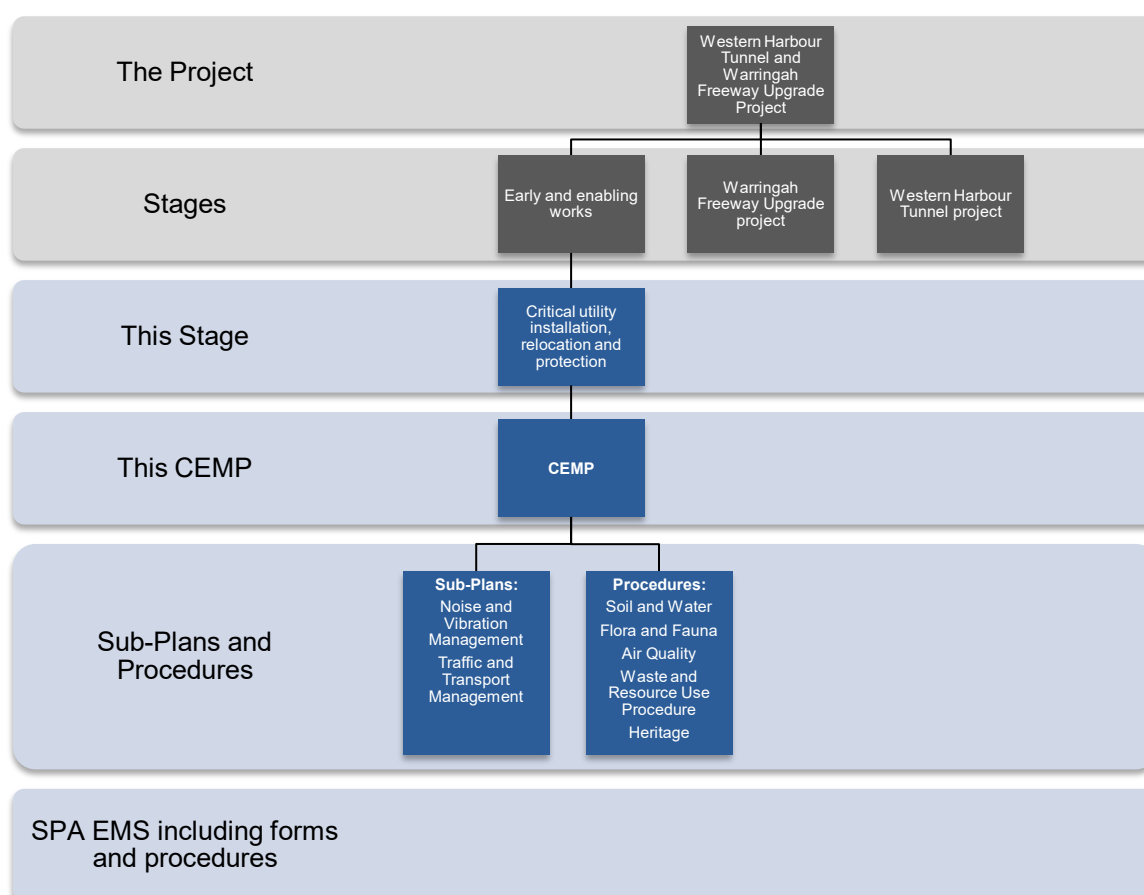


Figure 1-5 SPA CUT Environmental Management System

1.7 CEMP Structure

This CEMP is supported by a series sub-plans, procedures and monitoring programs as detailed in:

- Condition C4 – Environmental management sub-plans
- Condition C11- Monitoring programs
- Western Harbour Tunnel and Warringah Freeway Upgrade Staging Report

The Staging Report established an environmental management approach to manage environmental issues, commensurate to their impacts at each project stage. The RtS and the Environmental Risk Assessment Workshop, as detailed Section 3.2.1, were used to inform the Staging Report assessment. For each environmental management category at each stage, the Staging Report specified whether:

- A stand-alone Sub-plan would be prepared or whether the category risks would be addressed in the form of a Procedure.
- A stand-alone monitoring program would be prepared or whether monitoring would be addressed within a Sub-plan or Procedure.
- The risk was not relevant to the scope of work and would not be addressed within the CEMP.

The Staging report specified the CEMP structure for the CUT works, as outlined in Figure 1-6.

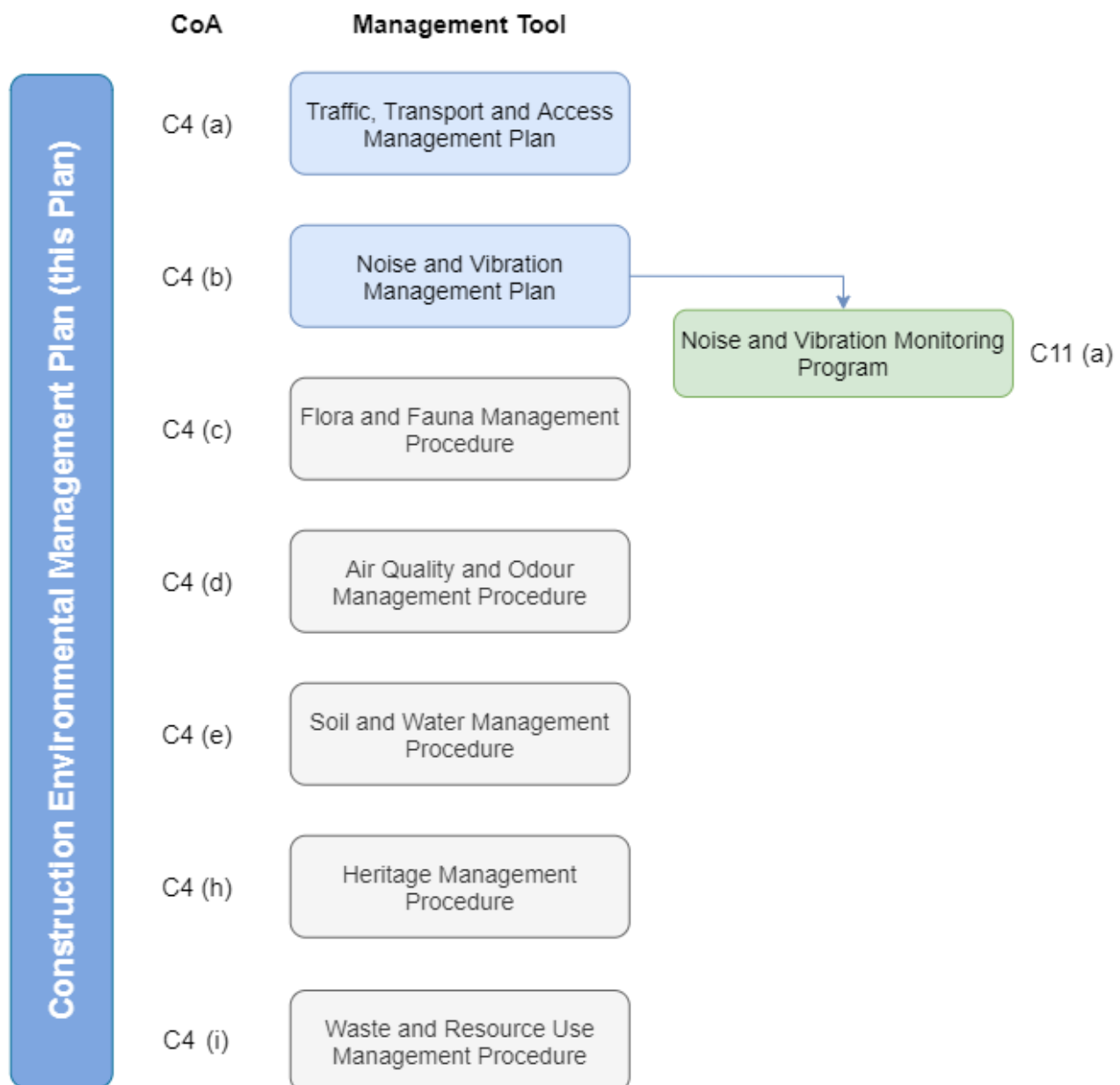


Figure 1-6 Structure of Construction Environmental Management Plan, Sub-plans and Procedures

Note that this CEMP and associated sub-plans apply only to the critical utility works of the project. Hence, the Dredging and Disposal Management Sub-plan and Maritime Heritage Sub-plan

required under CoA C4 have not been prepared as they fall outside the scope of critical utility works. Groundwater and Contamination Management aspects are included as part of the Soil and Water Management Procedure.

2 Consultation, endorsement and approval

This CEMP and associated sub-plans and procedures will be approved by the SPA Project Manager, SPA Environmental Manager and TfNSW prior to submission to the ER for endorsement and to either the ER or DPIE for approval (as noted in Table 2-1). The CEMP Sub-plans will be submitted to DPIE along with or subsequent to this CEMP.

The CEMP sub-plans are required to be prepared in consultation with the relevant government agencies as listed in CoA C4 and the WHTWUFU Staging Report. The sub-plans and procedures relevant to critical utility works and associated stakeholder consultation is listed below in Table 2-2.

Details of agency consultation requirements required by CoA A5 will be provided in a consultation summary memorandum. The consultation summary memorandum will be reviewed by the ER prior to ER endorsement of the CEMP. The consultation summary memorandum will also be provided to DPIE with the lodgement of each CEMP Sub-plan. Copies of all correspondence, including emails and meeting minutes, undertaken as part of this consultation process will be included as part of the consultation summary memorandum.

As detailed in Section 1.7, Environmental Management Sub-plans have only been prepared for environmental aspects with moderate or higher residual risks (as identified in the Environmental Risk Assessment Workshop). Low risk environmental aspects have had Environmental Management Procedures prepared for their appropriate management. Following this process, only Sub-plans have been prepared in consultation with required stakeholders and government agencies, as detailed in Table 2-2.

Table 2-1 Environmental management sub plans and procedure

Document name	Approval pathway
Traffic, Transport and Access Management Sub-plan	Submitted to DPIE for approval
Noise and Vibration Management Sub-plan	Submitted to DPIE for approval
Flora and Fauna Management Procedure	Submitted to DPIE for approval
Air Quality Management Procedure	Submitted to DPIE for approval
Soil and Water Management Procedure	Submitted to DPIE for approval
Waste and Resource Use Management Procedure	Submitted to DPIE for approval
Heritage Management Procedure	Submitted to DPIE for approval

Table 2-2 Stakeholder consultation requirements

Required CEMP sub-plans and procedures	Consultation
Noise and Vibration Management Plan	NSW Health, North Sydney Council
Traffic, Transport and Access Management Plan	North Sydney Council
Soil and Water Management Procedure	Due to the low risk nature of this environmental aspect, consultation not required for this Procedure
Flora and Fauna Management Procedure	Due to the low risk nature of this environmental aspect, consultation not required for this Procedure

Required CEMP sub-plans and procedures	Consultation
Air Quality Management Procedure	Due to the low risk nature of this environmental aspect, consultation not required for this Procedure
Waste and Resource Use Management Procedure	Due to the low risk nature of this environmental aspect, consultation not required for this Procedure
Groundwater Management Procedure	Due to the low risk nature of this environmental aspect, consultation not required for this Procedure
Heritage Management Procedure	Due to the low risk nature of this environmental aspect, consultation not required for this Procedure
Noise and Vibration Monitoring Program	EPA

(Note: As detailed in Section 1.7 air quality, surface water and groundwater monitoring programs will not be required for the CUT works as these environmental aspects have been identified as being low risk. As such there is no consultation requirement for the programs detailed in Table 2-2).

Prior to lodgement, any document requiring DPIE approval must first be endorsed by the ER in accordance with CoA A27(d), CoA C3 and CoA C18. In accordance with CoA A34(e), the Acoustics Advisor (AA) must also endorse the Noise and Vibration Management Plan and the Noise and Vibration Monitoring Program prior to lodgement to DPIE for approval.

Ongoing consultation with stakeholders, including the surrounding community, will be conducted throughout construction in accordance with the CCS. For details regarding revisions of this document post-approval of the CEMP, refer to Sections 3.12 and 3.13 of this document.

3 Environmental Management Plan

3.1 Preparation and availability of the CEMP

The CEMP for the project has been prepared in accordance with requirements of the CoA C1 to C3.

The CEMP will be available to all workers, subcontractors, visitors or anyone working on the project throughout the duration of early works under the CSSI.

3.2 Planning

3.2.1 Environmental Risk Assessment Workshop

An environmental risk assessment workshop was held on 29 October 2020 for the project and reviewed the critical utility works.

Each activity was assessed to identify the relevant steps in the activity and the associated environmental hazards, initial risk levels, mitigation measures to avoid, manage and/or minimise the risks and residual risks. Each of these items were documented in an environmental risk register (refer to Appendix A4). Where residual risk is assessed as high, or if required under the TfNSW Specification, an Environmental Work Method Statement will be developed for that activity.

Where relevant, the requirements from the TfNSW Environmental Specifications, CoA and REMMs will be incorporated into the environmental risk assessment, particularly in developing the agreed activity specific site controls.

Appendix A4 contains a list of environmental aspects and impacts including those identified in the risk assessment workshop.

Following the workshop, the environmental risk assessment will be regularly reviewed and an ongoing risk analysis for the CUT works will be conducted during Management Reviews as detailed in Section 3.11.

3.2.2 Regulatory requirements and compliance

Legislation

A register of legal and other requirements for the project is contained in Appendix A3. This register will be reviewed as part of the review of this plan (refer to section 3.11) during management reviews and updated with any applicable changes. Any changes made to the legal requirements register will be communicated to the wider project team, including subcontractors where necessary through toolbox talks, specific training and other methods detailed in section 3.4 of this CEMP.

Approvals, permits and licences

A number of approvals, permits and licenses have and/or will be obtained for the project. Appendix A3 contains a register of all relevant environmental approvals, permits and licenses. The register will be reviewed prior to the commencement of construction and/or stages of construction, and at regular intervals during construction and at least annually as part of the management review.

The Environmental Assessment recognised that the following approvals and licences are required for the project:

- Environment Protection Licence (EPL) (#21528)
- Road Occupancy Licences.

3.2.3 Environmental Work Method Statement

Environmental work method statements (EWMS) will be prepared to manage and control all high risk activities that have the potential to negatively impact on the environment. EWMS will be

prepared prior to the commencement of the relevant construction activities and will incorporate mitigation measures and controls, including those from the sub plans and procedures. They are specifically designed to communicate requirements, actions, processes and controls to construction personnel using plans, diagrams and simply written instructions.

EWMS will be provided to the TfNSW Representative for review and approval 10 days prior to the commencement of works. Works cannot commence until the EWMS is approved by the TfNSW Representative.

EWMS will be prepared for high risk activities identified through the Environmental Risk Assessment Workshop (see section 3.2.1). As a minimum, EWMS will be prepared for the following activities:

- Working near environmental sensitive areas (refer to Appendix A6)
- Site establishment
- Clearing and grubbing
- Dewatering (if required)
- Utility relocation and installation

All construction personnel and subcontractors undertaking a task governed by an EWMS must participate in training on the EWMS and acknowledge that they have read and understood their obligations by signing an attendance record prior to commencing work.

Regular monitoring, inspections and auditing of compliance with the EWMS will be undertaken by project management and environmental personnel to ensure that all controls are being followed and that any non-conformances are recorded and corrective actions implemented.

3.2.4 Sensitive Area Plans

The CUT works traverses a range of environmental and socially sensitive areas/sites. To assist with construction planning and management, these site constraints are consolidated on a series of map-based sheets called Sensitive Area Plans (SAP). The SAP include information pertaining, but not limited to:

- Noise sensitive receivers (e.g. residential dwellings, hospitals, educational institutions)
- Flora features, including threatened species and endangered ecological communities
- Aboriginal and non-Aboriginal heritage sites, including items, places, objects and conservation areas
- Local waterways
- Contamination, including potential or actual acid sulphate soil areas or contaminated sites identified in the EIS.

SAP will be used in conjunction with EWMS to help identify key risk areas and to promote ongoing communication to construction personnel during the Project. As part of this CEMP, SAP have been developed for each proposed ancillary facility.

As SAP are a working element of the CEMP, they will be regularly reviewed throughout construction to reflect true ground conditions and identify new environmentally sensitive areas. As part of the environmental induction, all staff and subcontractors working on site will be provided with an understanding of the risks associated with working in or near environmentally sensitive areas. The current SAP are presented in Appendix A6.

3.3 Resources, responsibilities and authority

The key environmental management roles and responsibilities for the construction phase of the project are described below. The structure of these roles is shown in Figure 3-1.

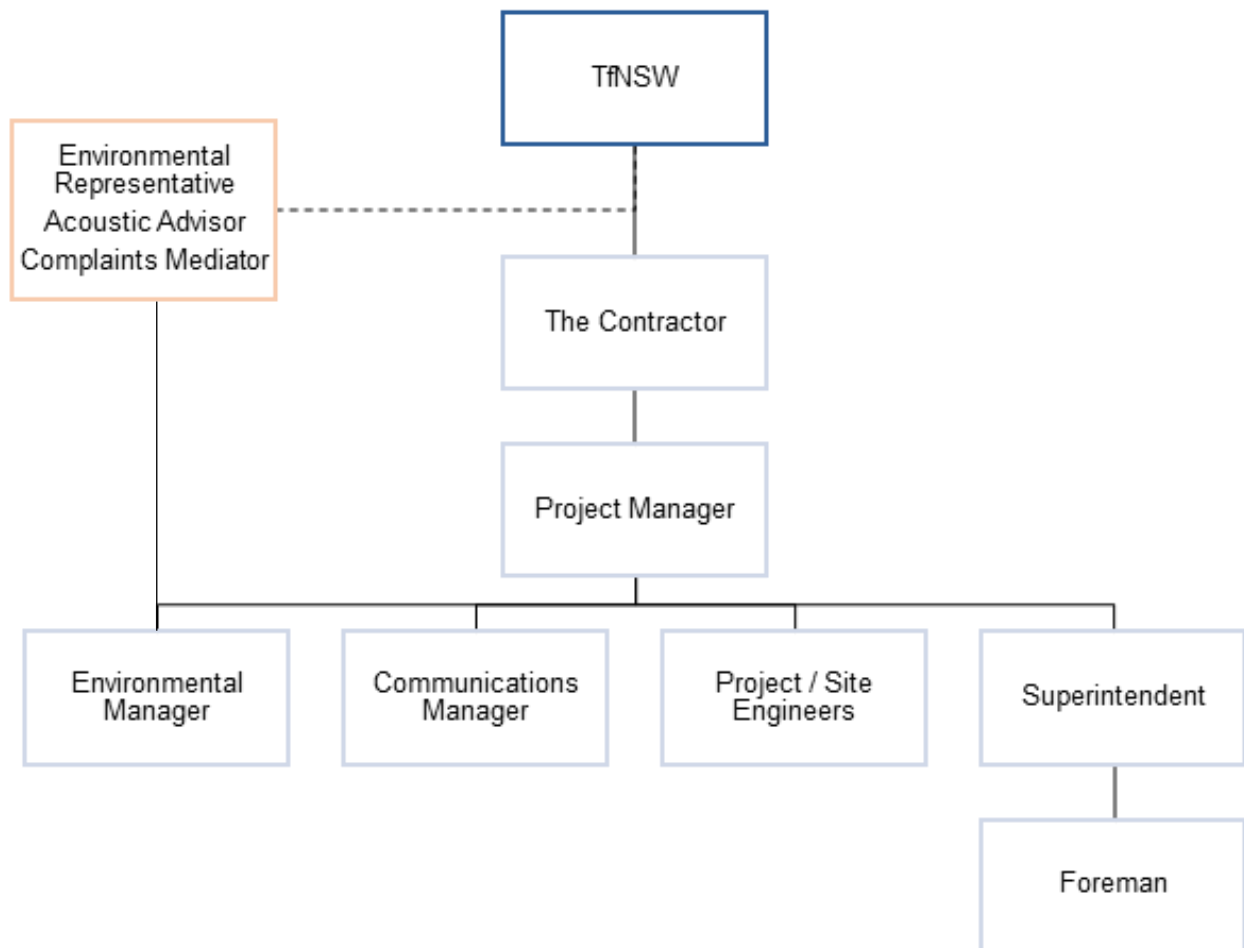


Figure 3-1 Project Management Structure

Environmental Representative

The Environmental Representative (ER) is engaged by TfNSW and has been approved by the Planning Secretary. The primary role of the ER is to independently oversee compliance with the Project Planning Approval and be the principal point of advice on the environmental performance of the works.

The role and responsibilities of the ER are outlined in CoA A24 – A28. The roles and responsibilities include the following:

- Receive and respond to communication from the Planning Secretary in relation to the environmental performance of the CSSI
- Consider and inform the Planning Secretary on matters specified in the terms of this approval
- Consider and recommend to the Proponent any improvements that may be made to work practices to avoid or minimise adverse impact to the environment and to the community
- Review documents identified in Condition A10, A17, C1, C4 and C11 and any other documents that are identified by the Planning Secretary, to ensure they are consistent with requirements in or under this approval and if so:
 - Make a written statement to this effect before submission of such documents to the Planning Secretary (if those documents are required to be approved by the Planning Secretary); or
 - Make a written statement to this effect before the implementation of such documents (if those documents are required to be submitted to the Planning Secretary / Department)

for information or are not required to be submitted to the Planning Secretary/Department);

- Regularly monitor the implementation of the documents listed in Condition A10, A17, C1, C4 and C11 to ensure implementation is being carried out in accordance with the document and the terms of this approval
- As may be requested by the Planning Secretary, help plan or attend audits of the development commissioned by the Department including scoping audits, programming audits, briefings and site visits, but not independent environmental audits required under Condition A38 of this approval
- As may be requested by the Planning Secretary, assist in the resolution of community complaints
- Consider or assess the impacts of minor ancillary facilities comprising lunch sheds, office sheds and portable toilet facilities as required by Condition A19 of this approval
- Consider any minor amendments to be made to the Ancillary Site Establishment Management Plan, CEMP, CEMP Sub-plans and monitoring programs without increasing impacts to nearby receivers or that comprise updating or are of an administrative nature, and are consistent with the terms of this approval and the CEMP, CEMP Sub-plans and monitoring programs approved by the Planning Secretary and, if satisfied such amendment is necessary, approve the amendment. This does not include any modifications to the terms of this approval
- Prepare and submit to the Planning Secretary and other relevant regulatory agencies, for information, an Environmental Representative Monthly Report providing the information set out in the Environmental Representative Protocol under the heading “Environmental Representative Monthly Reports.” The Environmental Representative Monthly Report must be submitted within seven days following the end of each month for the duration of the ER’s engagement for the CSSI, or as otherwise agreed by the Planning Secretary
- Assess the impacts of activities as required by the Low Impact Works definition.

Acoustics Advisor (AA)

The independent Acoustics Advisor (AA) is engaged by TfNSW and has been approved by the Planning Secretary. The primary role of the AA is to independently oversee construction noise and vibration planning, management and mitigation in accordance with the Project Planning Approval. The AA has been engaged by TfNSW for the duration of construction and for no less than six (6) months following completion of construction of the CSSI.

The responsibilities of the Acoustics Advisor are outlined in Conditions A29 – A34. The role and responsibilities include the following:

- Receive and respond to communication from the Planning Secretary in relation to the performance of the CSSI in relation to noise and vibration
- Consider and inform the Planning Secretary on matters specified in the terms of this approval relating to noise and vibration
- Consider and recommend, to the Proponent, improvements that may be made to avoid or minimise adverse noise and vibration impacts
- Review all proposed night-time works to determine if sleep disturbance would occur and recommend measures to avoid sleep disturbance or appropriate additional alternative mitigation measures
- Review all noise and vibration documents required to be prepared under the terms of this approval and, should they be consistent with the terms of this approval, endorse them before submission to the Planning Secretary (if required to be submitted to the Planning Secretary) or before implementation (if not required to be submitted to the Planning Secretary)

- Regularly monitor the implementation of all noise and vibration documents required to be prepared under the terms of this approval to ensure implementation is in accordance with what is stated in the document and the terms of this approval
- Notify the Planning Secretary of noise and vibration incidents in accordance with Condition A43 and A45 of this approval
- In conjunction with the ER, the AA must:
 - As may be requested by the Planning Secretary or Community Complaints Mediator (required by Condition B12), help plan, attend or undertake audits of noise and vibration management of the CSSI including briefings, and site visits
 - In the event that conflict arises between the Proponent and the community in relation to the noise and vibration performance of the CSSI, follow the procedure in the Communication Strategy approved under Condition B2 to attempt to resolve the conflict, and if it cannot be resolved, notify the Planning Secretary
 - Consider relevant minor amendments made to the Ancillary Site Establishment Management Plan, CEMP, relevant sub-plans and noise and vibration monitoring programs that require updating or are of an administrative nature, and are consistent with the terms of this approval and the management plans and monitoring programs approved by the Planning Secretary and, if satisfied such amendment is necessary, endorse the amendment, (this does not include any modifications to the terms of this approval)
 - Review the noise impacts of minor construction ancillary facilities
 - Prepare and submit to the Planning Secretary and other relevant regulatory agencies, for information, a Monthly Noise and Vibration Report detailing the AA's actions and decisions on matters for which the AA was responsible in the preceding month. The Monthly Noise and Vibration Report must be submitted within seven days following the end of each month for the duration of the AA's engagement for the CSSI, or as otherwise agreed by the Planning Secretary.

TfNSW Environmental Manager

The responsibilities of the TfNSW Environmental Manager include, but are not limited to, the following:

- Review any environmental management plans and related documents prepared for the project
- Review and consider minor project refinements that are consistent with the project environmental assessment
- Monitor the environmental performance of the project in relation to the Approval, CEMP and associated sub-plans and procedures and TfNSW requirements
- Liaise with the ER, AA and other government authorities as required
- Approve all project documents prepared by the contractor for submission to DPIE
- Hold contractor accountable for compliance with the approval and other statutory instruments and conformance with the CEMP and sub plans etc.

SPA Project Manager

The environmental responsibilities of the Project Manager include (but are not limited to) the following:

- Sign off on and approve the contents of this CEMP on behalf of the Construction Contractor
- Ensure all works comply with relevant regulatory and project requirements
- Ensure the requirements of this CEMP are fully implemented

- Plan construction works in a manner that avoids or minimises impact to environment
- Support the project environmental policy attached at Appendix A5
- Liaise with TfNSW, ER and other government authorities as required
- Participate and provide guidance in the regular review of this CEMP and supporting documentation
- Provide adequate resources (personnel, financial and technological) to ensure effective development, implementation and maintenance of this CEMP
- Ensure construction personnel manage construction works in accordance with statutory and approval requirements
- Ensure that all personnel receive appropriate induction training, including details of the environmental and community requirements
- Ensure that complaints are investigated to ensure effective resolution
- Stop work immediately if an unacceptable impact on the environment has or is likely to occur
- Ensure that environmental protection and safeguards remains an integral element of all project planning and activities
- Support the Construction Environmental Manager in achieving the project environmental objectives
- Ensure environmental management procedures and protection measures are implemented.

SPA Superintendent

The environmental responsibilities of the superintendent include (but are not limited to) the following:

- Communicate with all personnel and subcontractors regarding compliance with the CEMP and site-specific environmental issues
- Ensure all site workers attend an environmental induction prior to the commencement of works
- Co-ordinate the implementation of the CEMP
- Co-ordinate the implementation and maintenance of pollution control measures
- Identify and deploy resources required for implementation of the CEMP
- Support the Construction Environmental Manager in achieving the project environmental objectives, including on ground implementation of the EWMS and ESCP
- Report any activity that has resulted, or has the potential to result, in an environmental incident immediately to the construction Environmental Manager or delegate
- Co-ordinate action in emergency situations and allocate required resource
- Stop activities where there is an actual or immediate risk of harm to the environment and advise the Project Manager and Environmental Manager
- Follow any directions given by the ER.

SPA Environmental Manager

The environmental responsibilities of the Environmental Manager include, but are not limited to, the following:

- Overall responsibility for the implementation of environmental matters on the project

- Development, implementation, monitoring and updating of the CEMP and sub plans in accordance with ISO14001
- Report to Project Manager and other senior managers on the performance and implementation of the CEMP
- Ensure management reviews of the CEMP are undertaken biannually, documented and actions implemented
- Ensure environmental risks of the project are identified and appropriate mitigation measures implemented
- Identify where environmental measures are not meeting the targets set and where improvement can be achieved
- Ensure environmental protocols are in place and managed
- Ensure environmental compliance
- Obtain, implement and update all environmental licences, approvals and permits as required
- Liaise with the ER, AA and other government authorities as required
- Manage environmental document control, reporting, inductions and training
- Manage environmental reporting within the project team and to the TfNSW and regulatory authorities
- Preparing reports on a monthly basis outlining the project works undertaken and the achievements that have been met, as well as identifying those areas where improvements were made
- Oversee site monitoring, inspections and audits
- Manage all subcontractors and consultants with regards to environmental matters, including assessing their environmental capabilities and overseeing the submission of their environmental documents
- Prepare and/or distribute environment awareness notes
- Develop and facilitate induction, toolbox talks and other training programs regarding environmental requirements for all site personnel
- Determine when an incident has occurred, notify TfNSW and relevant authorities in the event of an environmental incident and manage close-out
- Stop activities where there is an actual or immediate risk of harm to the environment, or to prevent environmental non-conformities, and advise the Project Manager and Superintendent
- Assist the Communications Manager to resolve environment-related complaints.
- Follow any directions given by the ER.

SPA Communications Manager

The environmental responsibilities of the Communications Manager include, but are not limited to, the following:

- Ensure that all community consultation activities are carried out
- Report any environmental issues to the SPA Environmental Manager raised by stakeholders or members of the community
- Communicate general project progress, performance and issues to stakeholders including the community

- Maintain the 24 hour complaints hotline
- Maintain the complaint register.

SPA Project/Site Engineers

The environmental responsibilities of the site / project engineers include (but are not limited to) the following:

- Provide input into the preparation of environmental planning documents as required
- Ensure that instructions are issued and adequate information provided to employees that relate to environmental risks on-site
- Ensure that the works are carried out in accordance with the requirements of the CEMP and supporting documentation, including the implementation of all environmental controls
- Identify any environmental risks
- Identify resource needs for implementation of CEMP requirements and related documents
- Ensure that complaints are investigated to ensure effective resolution
- Take action in the event of an emergency and allocate the required resources to minimise the environmental impact
- Report any activity that has resulted, or has the potential to result, in an environmental incident immediately to the Superintendent and SPA Environmental Manager.
- Follow any directions given by the ER.

SPA Foreman

The environmental responsibilities of the foreman include (but are not limited to) the following:

- Undertake any environmental duties as defined by the superintendent or project/site engineer
- Control field works and implement/maintain effective environmental controls
- Where required, undertake environmental risk assessment of works prior to commencement
- Ensure site activities comply with EWMS and relevant records are kept
- Ensure all site workers are site inducted prior to commencement of works
- Attend to any spills or environmental incidents that may occur on-site
- Report any activity that has resulted, or has the potential to result, in an environmental incident immediately to the Superintendent
- Stop activities where there is an actual or immediate risk of harm to the environment and advise the Project Manager, Superintendent or SPA Environmental Manager.
- Follow any directions given by the ER.

Wider project team (including subcontractors)

The environmental responsibilities of the wider project team (including subcontractors) include (but are not limited to) the following:

- Comply with the relevant requirements of the CEMP, or other environmental management guidance as instructed by a member of the project's management
- Participate in the mandatory project/site induction program
- Report any environmental incidents to the foreman immediately or as soon as practicable if reasonable steps can be adopted to control the incident

- Undertake remedial action as required to ensure environmental controls are maintained in good working order
- Stop activities where there is an actual or immediate risk of harm to the environment and advise the Project Manager, Superintendent or SPA Environmental Manager
- Follow any directions given by the ER.

3.4 Selection and management of subcontractors

Environmental requirements and responsibilities will be specified to subcontractors in the contract documentation. As part of the selection process, consideration will also be given to their past environmental performance. SPA will ensure that all subcontractors selected to work on the project understand and have the capability to comply with their environmental management responsibilities. The SPA sub-contractor scope of works that forms part of sub-contractor agreements commits all sub-contractors to work in accordance with this CEMP.

Subcontractors are responsible for:

- Environmental requirements and responsibilities which are specified in their contract documentation
- Work in accordance with this CEMP, Sub-plans and procedure
- Attend inductions, toolbox meeting and other meetings as required where the requirements and obligations of the CEMP, Sub-plans and procedures are communicated
- Reporting environmental incidents to their contact within the project (Site Supervisor or delegate) immediately and prior to leaving the site
- Participating in investigation and/or risk assessments where necessary.

A record of all subcontractors inducted will be maintained as part of the project induction and training register. Subcontractor environmental performance will be recorded during the environmental inspection framework detailed within Section 3.9 of this CEMP.

3.5 Competence, training and awareness

To ensure that this CEMP is effectively implemented, each level of management is responsible for ensuring that all personnel reporting to them are aware of the requirements of this CEMP. The SPA Environmental Manager will coordinate the environmental training in conjunction with other training and development activities (e.g. safety).

3.5.1 Environmental induction

All personnel (including subcontractors) are required to attend a compulsory site induction that includes an environmental component prior to commencement on-site to ensure all personnel are aware of the requirements of the CEMP and the implementation of these requirements.

Visitors to site for purposes such as deliveries and undertaking inspections will be required to be accompanied by inducted personnel at all times.

The environmental component of the induction must cover all elements of the CEMP and would include as a minimum:

- Requirements of due diligence and duty of care
- Environmental and compliance obligations under the terms of the approval, EPL and other statutory instruments
- Potential environmental emergencies on site and the emergency response procedures
- Reporting and notification requirements for pollution and other environmental incidents
- High risk activities and associated environmental safeguards

- The existence of EWMS for high risk activities, including working in or near environmentally sensitive areas
- Requirements of the Driver's Code of Conduct
- Information about the community the project is working in and what to do when approached by a member of the public or media.

A record of all environment inductions will be maintained. The SPA Environmental Manager may authorise amendments to the induction at any time.

3.5.2 Toolbox talks, training and awareness

Toolbox talks are used to raise environmental awareness throughout construction and educate personnel on environmental issues. They will be tailored to specific environmental issues relevant to upcoming works, including details of EWMSs for relevant personnel.

Toolbox talk attendance is mandatory and attendees of toolbox talks are required to sign an attendance form and the records maintained.

Targeted environmental awareness training will be also provided to workers with a specific authority or responsibility for environmental management or those undertaking an activity with a high risk of environmental impact.

Awareness of environmental issues will also be communicated through posters, booklets, or similar and will be used to inform the broader workforce through either daily pre-starts meeting (see section 3.5.3) or provision in worker crib sheds / break facilities.

3.5.3 Daily Pre-Start Meetings

The pre-start meeting is a used to inform the workforce of the day's activities, environmental protection practices, work area restrictions, coordination issues with other trades, hazards and other information that may be relevant to the day's work.

The Foreman will conduct a daily pre-start meeting with the site workforce before the commencement of work each day (or shift) or where changes occur during a shift.

The environmental component of pre-starts will be determined by relevant foreman and environmental personnel and will include any environmental issues that could potentially be impacted on or by the day's activities. All attendees will be required to sign on to the pre-start and acknowledge their understanding of the issues explained.

3.6 Communication

A Community Communication Strategy will be prepared to provide mechanisms to facilitate communication between the TfNSW, the ER, the AA, the relevant Council and the community in accordance with the CoA B1.

3.6.1 Internal Communication

Regular meetings will be scheduled with the Environmental Representative, relevant TfNSW environmental staff and SPA to communicate ongoing environmental performance and to identify any issues to be addressed.

Further internal communications regarding environmental issues and aspects will be through awareness training as described in section 3.5.

3.6.2 Liaison with EPA, government authorities or other relevant stakeholders

The SPA Environmental Manager will report on the ongoing environmental performance of the project to TfNSW, the Environmental Representative and relevant government agencies.

Relevant government agencies will be consulted throughout construction in accordance with the Community Communication Strategy.

The SPA Project Manager and the SPA Environmental Manager are 24-hour contacts that have the authority to halt the progress of the works. They are the key emergency response personnel during an environmental site emergency.

The SPA Project Manager and SPA Environmental Manager are authorised contact person for communications with TfNSW and the EPA on environmental matters.

A report will be prepared on each occasion the site is visited by EPA, and the TfNSW will be immediately notified. The Report will be provided to TfNSW within one working day of the visit.

3.6.3 Community liaison and/or notification

Consultation and engagement with the community will be in accordance with the Community Communication Strategy which includes the appointment of a Public Liaison Officer for construction ancillary facilities and utility works. The Public Liaison Officer will be available at all times that works are occur and will assist the public with questions and complaints they may have in accordance with the CoA B6.

Key stakeholders and the community will be consulted during the construction phase in accordance with the CoA and the Community Communication Strategy. Regular meetings will be held to discuss environmental performance, upcoming works, any planned high risk activities and will include inspections of the work sites as required.

All communications by the Contractor with DPIE are to be facilitated via TfNSW.

3.6.4 Complaints management

A Complaints Management System will be developed for the project by TfNSW in accordance with the CoA B7. The Community Communication Strategy contains further details on this management system, the complaints register and the Community Complaints Mediator.

The SPA Environmental Manager will apply an adaptive approach to ensure that corrective actions are applied in consultation with the appropriate construction staff to allow modifications and improvements in the management of any environmental issues resulting in community complaints.

3.7 Emergency and Incident Planning

An (environmental) incident is an occurrence or set of circumstances that causes or threatens to cause material harm and which may or may not be or cause a non-compliance. This may be as a consequence of which pollution (air, water, noise, and land) or an adverse environmental impact has occurred, is occurring, or is likely to occur.

Adverse environmental impact includes contamination, harm to flora and fauna (either individual species or communities), damage to heritage items and adverse community impacts.

The management and reporting of an environmental incident, including pollution incidents will be managed and reported in accordance with the RMS Environmental Incident Classification and Reporting Procedure (RMS, 2018) located in Appendix A7.

To proactively minimise the likelihood of an emergency the following fire-fighting equipment will be kept on site and in vehicles to ensure the safety of public and property:

- Fire extinguishers
- Water hoses and water carts
- Dry powder
- Fire suppressants.

Fire extinguishers will be maintained, clearly labelled and distributed around the site compounds and vehicles. Adequate first aid supplies are stocked and first aiders are available on-site.

All environmental incidents, reportable events, regulatory actions and non-compliance reporting (refer to section 3.8) will use the In-Control Module of the TfNSW INX System, which complies with

the AS/NZS 4360:2004 Risk Management Standards. Reporting to TfNSW by the Contractor will be via the INX System.

The TfNSW Environment Manager will undertake all external notifications and regulatory incident reporting requirements, including those listed in CoA A43 and A44 which state:

- The Planning Secretary will be notified via the Major Projects Website immediately after the project becomes aware of an incident. The notification will identify the CSSI (including the application number and the name of the CSSI if it has one) and set out the location and nature of the incident.
- Subsequent notification and reporting must be undertaken in accordance with and the requirements set out in Appendix A of the Infrastructure Approval.

Where an incident involves a potential impact to an Aboriginal site, relevant authorities such as the Office of Environment and Heritage, and Registered Aboriginal Parties will be notified and their input sought in closing out the incident.

The EPA will be notified of any pollution incidents on or around the site via the EPA Environment Line (telephone 131 555) in accordance with Part 5.7 of the *Protection of the Environment Operations Act 1997* (NSW) (POEO Act). The circumstances where this will take place include:

- It involves actual or potential harm to the health or safety of human beings or to ecosystems that is not trivial, or
- It results in actual or potential loss or property damage of an amount, or amounts in aggregate, exceeding \$10,000 (or such other amount as is prescribed by the regulations)

SPA will provide all records of the environmental incidents and regulatory action to TfNSW team.

In accordance with the requirements of the EPL held by SPA for the CUT works, a Pollution Incident Response Management Plan (PIRMP) will be prepared and implemented as required.

3.8 Environmental non-conformance

3.8.1 Non-compliance

An environmental non-compliance is a breach with any condition of approval, licence condition or any other statutory approval relevant to the activity and/or area where the activity occurs.

Potential and actual non-compliances will be classified in line with Table 2 of the TfNSW Environmental Incident Classification and Reporting Procedure (TfNSW, 2018). After becoming aware of an environmental non-compliance, SPA will notify TfNSW immediately of becoming aware of a non-compliance and TfNSW will notify DPIE via the Major Projects Website within seven days in accordance with CoA A45. The notification must identify the CSSI (including the application number and the name of the CSSI), set out the condition/s that is non-compliant, the nature of the breach; the reason for the non-compliance (if known) and what actions have been, or will be, undertaken to address the non-compliance. The ER will also include environmental non-compliances within the Environmental Representative Monthly Report.

CoA A46 states that a non-compliance which has been notified as an incident does not need to also be notified as a non-compliance.

3.8.2 Non-conformance

An environmental non-conformance is failure to conform with EMS documentation including this CEMP and supporting documentation.

Any member of the project team, ER, AA, public authority or TfNSW may raise a non-conformance or improvement opportunity.

In the event of a non-conformance, the following procedures will be implemented:

- Details of the non-conformance will be investigated by the SPA Environmental Manager
- Subject to the investigation, corrective or preventative action(s) shall be implemented, the timing of which will be determined by a risk-based approach, within no later than two (2) months, unless otherwise agreed with TfNSW, DPIE or relevant public authority, or as otherwise required by a CoA
- Additional site inspections and monitoring may be undertaken
- The effectiveness of controls will be reviewed and identify the need for new/additional controls
- Strategies will be identified to prevent reoccurrence
- Effectiveness of awareness programs will be reviewed and identify the need for increased environmental awareness
- Environmental documentation and records will be reviewed and revised (outlined in section 3.11).

Corrective/preventative actions and improvement opportunities will be entered into SPA's quality system database and include detail of the issue, action required and timing and responsibilities. The record will be updated with date of close out and any necessary notes. The database will be reviewed regularly to ensure actions are closed out as required.

Non-conforming activities may be stopped, if necessary, by the SPA Environmental Manager, or Project / Site Engineer following consultation with the Project Manager or delegate. The works will not commence until a corrective / preventative action has been closed out. In such circumstances a non-conformance report must be prepared in accordance with the SPA's Project Quality Plan. Non-conformance reports will be submitted to the relevant Project stakeholders including the ER in accordance with the Quality Plan.

The ER may also stop non-conforming activities as part of monitoring and inspection carried out in accordance with CoA A27(d). In such circumstances a non-conformance report must be prepared by SPA in accordance with SPA's Project Quality Plan. Non-conformance reports will be submitted to the relevant Project stakeholders including the ER in accordance with the Quality Plan.

3.9 Monitoring, inspections and auditing

3.9.1 Environmental inspections

Weekly and post rainfall site inspections

The SPA Environmental Manager (or delegate) will undertake weekly and post rainfall inspections of the work sites to evaluate the effectiveness of environmental controls using an inspection checklist form.

Any maintenance and/or deficiencies in environmental controls will be recorded on the checklist form, including any actions required and an implementation priority. Actions will be closed out in accordance with the identified priority and evidence of close out would be kept on file.

ER, TfNSW and ER inspections

The ER and TfNSW staff will undertake regular inspections of works sites, in particular critical activities, throughout construction of the project. Inspections by the ER and TfNSW project staff would occur on a weekly or fortnightly basis depending on the complexity and anticipated risks associated with the stage of construction.

A member of the SPA environment team will participate in all ER and TfNSW inspections.

Deficiencies and required actions will be analysed and prioritised at the completion of the inspection and timeframes for implementation of corrective actions agreed.

3.9.2 Environmental monitoring

Monitoring will be undertaken to validate the impacts predicted for the project, to measure the effectiveness of environmental controls and implementation of this CEMP, and to address approval requirements in accordance with CoA C11 to C21. As detailed in Section 1.7, Environmental Monitoring Programs have only been prepared for environmental aspects with moderate or higher residual risks (as identified in the Environmental Risk Assessment Workshop) as detailed in Table 3-1 Environmental monitoring programs below.

Table 3-1 Environmental monitoring programs

Monitoring Program	Document
Noise and Vibration Monitoring Program	Noise and Vibration Management Sub-plan Appendix F – Noise and Vibration Monitoring Program
Air Quality Monitoring Program	CEMP Appendix B6 – Air Quality Management Procedure
Surface Water Monitoring Program	CEMP Appendix B4 – Soil and Water Management Procedure
Groundwater Monitoring Program	CEMP Appendix B4 – Soil and Water Management Procedure

Note that this CEMP and associated sub-plans apply only to the critical utility works of the project. Hence, the Marine Monitoring Program and Dredging Monitoring Program required under CoA C11 have not been prepared as they fall outside the scope of critical utility works. Groundwater aspects are included as part of the Soil and Water Management Procedure.

In accordance with CoA C19, unless otherwise agreed with DPIE, construction must not commence until all of the relevant Construction Monitoring Programs have been approved by DPIE, and all relevant baseline data for the specific construction activity has been collected.

The TfNSW Representative will be advised of any construction phase non-conformances from monitoring. Where a non-conformance is detected or monitoring results are outside of the expected range and are directly attributable to the project (i.e. are influenced by factors under the direct control of the project e.g. noise from construction equipment), the process described in section 3.8 will be implemented.

All environmental monitoring equipment shall be maintained and calibrated according to manufacturer's specifications and appropriate records kept.

3.9.3 Auditing

Independent environmental audits will be conducted in accordance with CoA A38, according to the audit schedule located in the Independent Audit Requirements (DPIE, 2020). Audits will be undertaken within 12 weeks of the commencement of construction and at intervals not more than 26 weeks from the initial Independent Audit, unless otherwise agreed by the Planning Secretary.

Internal auditing will be undertaken on a six monthly basis throughout the project by SPA. Audits will include works undertaken by subcontractors. The purpose of this auditing is to verify compliance with:

- This CEMP and Sub-plans
- Approval requirements (CoAs, REMMs)
- Any relevant legal and other requirements (e.g. licenses, permits, regulations, TfNSW contract documentation).

The ER will ensure that environmental auditing is undertaken in accordance with this CEMP and the project's environmental management system. In addition, and in accordance with CoA A27 (f), audits may be requested by DPIE.

Table 3-2 SPA and Independent Audit requirements presents auditing requirements that are applicable to the project.

Table 3-2 SPA and Independent Audit requirements

No.	Audit	Requirement	Timing	Responsibility	Recipient
1	Internal audit	Verify compliance with approval and legal requirements, TfNSW specifications and construction documentation	The first audit within three months of the commencement of construction and then at six monthly intervals there-after. The final submitted within five working days of contract completion date.	SPA Environmental Manager	Project manager, TfNSW
2	Independent audit (CoA A38)	Verify compliance with approval and legal requirements, TfNSW specifications, construction documentation and any other commitments	The initial independent audit will occur within 12 weeks of the commencement of construction and then half-yearly there-after (at intervals no greater than 26 weeks) The final audit report and project response to audit findings will be provided to DPIE within two months of the audit site inspection.	Environmental Manager, TfNSW	Project manager, TfNSW

3.9.4 Other reporting

Prior to, during and following construction, various reports will be prepared as summarised in Table 3-3 Reporting requirements. Additional reporting may be necessary as the works progress. In such a circumstance, Table 3-3 will be amended to reflect these changes.

Table 3-3 Reporting requirements

Report	Requirement	Timing	Responsibility	Recipient
Monthly environmental report	A monthly summary of the achievements, approvals, complaints and incidents during the period.	Within 10 working days of the end of each calendar month.	SPA Environmental Manager	TfNSW
ER monthly report	Report of site environmental performance following routine inspections and a	Monthly – within seven (7) calendar days following	ER	TfNSW DPIE

Report	Requirement	Timing	Responsibility	Recipient
	summary of the Complaints Register and non-compliances for the preceding month	the end of each month		
AA Monthly Noise and Vibration Report (as required by CoA C21)	Report detailing the AAs actions and decisions on matters for which the AA was responsible in the preceding month	Monthly – within seven (7) calendar days following the end of each month	AA	TfNSW DPIE
Environmental risk assessment	Conducted for each construction stage, project changes and significant issues.	Prior to construction during development of CEMP and as required thereafter	SPA Environmental Manager Project Manager	TfNSW
Construction Monitoring Report	Report on monitoring data recorded and potential exceedances against criteria.	Bi-annual	SPA Environmental Manager	TfNSW DPIE EPA
TfNSW and/ ER environmental inspection reports	Response to matters raised in TfNSW and ER site inspections.	As required. Typically, every two weeks for TfNSW and ER inspection reports	SPA Environmental Manager	TfNSW ER
Waste Avoidance and Resource Recovery Report	Information relating to wastes generated or recycled	Annual within one- month from 1 July and at actual completion date	SPA Environmental Manager	TfNSW
EPL annual returns	Report on compliance with EPL	Annually - Within 60 days of the anniversary of the EPL	SPA Environmental Manager	EPA

3.10 Records of environmental activities

3.10.1 Environmental records

The SPA Environmental Manager is responsible for maintaining all environmental management documents and records as current including:

- Monitoring, inspection and compliance reports/records
- Correspondence with public authorities
- Induction and training records

- Regulatory licences and permits
- Reports on environmental incidents, other environmental non-conformances, complaints and follow-up action
- Minutes of review meetings and evidence of any action taken
- CEMP, Sub-plans and procedure
- EWMS
- Any relevant reports submitted to the regulatory authorities or government agencies.

All environmental management documents are subject to ongoing review and continual improvement. This includes times of change to scheduled activities or to legislative or licensing requirements.

Only the SPA Environmental Manager, or delegate, has the authority to change any of the environmental management documentation.

3.10.2 Document control

SPA, the ER and TfNSW will coordinate the preparation, review and distribution, as appropriate, of the environmental documents and records listed above.

During the Project, the environmental documents and records will be stored at each of the main site compounds.

SPA will implement the document control management system to control the flow of documents within and between TfNSW, stakeholders and subcontractors.

The procedure will also ensure that documentation is:

- Developed, reviewed and approved prior to issue
- Issued for use
- Controlled and stored for the legally required timeframe
- Removed from use when superseded or obsolete
- Archived.

3.11 Management review

Management reviews will be undertaken as part of the continual improvement process. TfNSW will conduct a formal review of the CEMP, sub-plans and procedures on a six monthly basis, to verify compliance with the approval, the requirements of the standards, policies and objectives and, if not, to amend the CEMP to ensure compliance.

The review will include:

- A review of the aspects and impacts register, legal register and environmental induction
- A review of the environmental risk assessment
- Analysis of the causes of non-conformances and deficiencies, including those identified in environmental inspections
- Consideration of incidents and lessons learnt
- A review of the effectiveness of environmental controls
- Effectiveness of environmental management documentation implementation
- Potential improvements to the environmental management documentation
- Adequacy of resources and organisation changes

- Compliance with legal and other requirements and consideration of new issues
- Effectiveness of training and inductions.

Where the management review identifies aspects of the CEMP that should be amended, this will be undertaken before the next management review. Where the change identified is necessary to avoid compliance or significant environmental risks, the amendments will be prioritised to be undertaken as soon as possible.

A project risk register, incorporating environment risks, will also be maintained to ensure that key environmental risks are documented.

3.12 CEMP Revision and changes to the project

3.12.1 CEMP Revision

Continual improvement is achieved through constant measurement and evaluation, and audit and review of the effectiveness of this CEMP and associated Sub-plans and Procedures. Monthly reports by the ER and the SPA Environmental Manager and six monthly management reviews (refer to Section 3.11) provide specific opportunities to identify improvements in the EMS and/or this CEMP.

The CEMP will be updated as required:

- Following reportable environmental incidents
- Upon identification of new 'significant' risks, including risks identified during risk register updates
- When non-compliances are identified
- When the root cause of incident or non-conformance is identified as part of the investigation
- In response to significant project change (including modifications to the CSSI)
- Within one month of any of the above occurrences
- As part of a continuous improvement process
- The effect of changes in standards and legislation.

Should the document review process identify issues or items within the documents that are either redundant or in need of updating, the SPA and TfNSW Environmental Manager will prepare changes to the revised documents. The revised document will then be issued to the TfNSW Project Manager for internal approval, and to the ER or DPIE to review and approve changes. Where changes are minor they may be approved by the ER. Minor changes would typically include those that:

- Are administrative in nature (e.g. staff and agency/authority name changes)
- Are consistent with the conditions of approval
- Do not increase the magnitude of impacts on the environment when considered individually or cumulatively
- Are in response to audit findings or periodic reviews
- Are in response to the approval of a consistency assessment or a modification to the project Planning Approval
- Do not comprise the ability of the project to meet approval or legislative requirements.

Where the Environmental Representative, TfNSW and SPA deem a change is not minor it will be provided to the Secretary of DPIE for review and approval.

3.12.2 Changes to the Project

Refinements to the project may result from detailed design or changed circumstances during construction.

Design changes or changes in scope of works will be communicated to the SPA Environmental Manager. The Environmental Manager will then undertake an additional environmental assessment and consistency assessment in consultation with the ER and / or TfNSW to determine if a project modification may be required.

Should the consistency assessment determine that a project modification may be required, the ER will be informed and modification application under section 5.25 of the EP&A Act prepared and lodged by TfNSW to the Secretary DPIE for determination.

Following the approval of consistency assessments and / or project modifications this CEMP, the sub-plans and procedures will be reviewed to assess if an update is required. Where the plan requires revision the process in section 3.12.1 would be followed.

3.13 Directions from DPIE

All written requirements or directions received from DPIE shall be complied with at all times (CoA A4), including in relation to:

- The environmental performance of the CSSI
- Any document or correspondence in relation to the CSSI
- Any notification given to the Secretary under the terms of this approval
- Any audit of the construction or operation of the CSSI
- The terms of this approval and compliance with the terms of this approval (including anything required to be done under this approval)
- The carrying out of any additional monitoring or mitigation measures, and
- In respect of ongoing monitoring and management obligations, compliance with an updated or revised version of a guideline, protocol, Australian Standard or policy required to be complied with under this approval.

4 Ancillary facilities

4.1 Ancillary facility locations and descriptions

As detailed in Section 1.3.2, ancillary facilities will be established within the footprints of EIS assessed ancillary facilities at the following locations:

- Ridge Street North (WHT9)
- Cammeray Golf Course (WHT10)
- Rosalind Street (WFU9)
- Arthur Street (WFU4)
- Blue Street (WFU1).

Proposed activities at each of these ancillary facilities is detailed in Table 4-1 below. Refer to Appendix A9 for indicative layouts of ancillary facilities.

Table 4-1 Ancillary facility activities

Areas	Key activities
Ridge Street North	<ul style="list-style-type: none">• Site offices• Lunch sheds• Staff amenities• Off-street car parking• Laydown• Stockpiling
Cammeray Golf Course	<ul style="list-style-type: none">• Site offices• Lunch sheds• Staff amenities• Off-street car parking
Rosalind Street	<ul style="list-style-type: none">• Staff amenities• Off-street car parking• Laydown
Arthur Street	<ul style="list-style-type: none">• Off-street car parking• Staff amenities
Blue Street	<ul style="list-style-type: none">• Off-street car parking• Staff amenities

As detailed in Section 6 of the EIS there will be periods throughout the construction of the Project that these ancillary facilities would be required to be operated outside of standard construction hours to support construction activities. Should the use of any ancillary facility be required outside of standard construction hours for the CUT works, the procedures and protocols detailed in the Noise and Vibration Management Sub-plan (NVMP) will be adhered to.

Boundary fencing will be erected around ancillary facilities that are adjacent to sensitive receivers in accordance with CoA A20. This will be for the duration of construction unless otherwise agreed with relevant councils, and affected residents, business operators or landowners.

All boundary fencing will minimise visual, noise and air quality impacts. All fencing and hoarding will be in accordance with the requirements of the CCS.

The definition of an ancillary facility in the Infrastructure Approval states: “where an approved CEMP contains a stockpile management protocol, a material stockpile area located within the construction boundary is not considered to be an ancillary facility”. As such a Stockpile Management Protocol has been prepared and included in this CEMP (refer to Appendix A10). Should a stockpile need to be established within the construction boundary this Protocol will be followed. Any stockpile prepared in accordance with this Protocol will not be considered an ancillary facility.

4.2 Working hours

Standard construction hours for the Project are defined by CoA E66 and E67. CoA E68 and E69 define where work may be undertaken outside of these standard hours. Refer to the NVMP for further detail on working hours and variations to working hours.

4.2.1 Standard construction hours

In accordance with CoA E66, work must only be undertaken during the following hours:

- a. 7:00am to 6:00pm Mondays to Fridays, inclusive;
- b. 8:00am to 6:00pm Saturdays; and
- c. at no time on Sundays or public holidays.

4.2.2 Highly noise intensive work

In accordance with CoA E67, except as permitted by an EPL, highly noise intensive works that result in an exceedance of the applicable NML at the same receiver must only be undertaken:

- a. between the hours of 8:00 am to 6:00 pm Monday to Friday;
- b. between the hours of 8:00 am to 1:00 pm Saturday; and
- c. if continuously, then not exceeding three hours, with a minimum cessation of work of not less than one hour.

For the purposes of this condition, 'continuously' includes any period during which there is less than one hour between ceasing and recommencing any of the work.

4.2.3 Variation to work hours

In accordance with CoA E68, works may be undertaken outside the standard construction hours. It is noted that CoA E68(d) is not relevant for the Stage 1A critical utility works.

Notwithstanding Conditions E66 and E67 work may be undertaken outside the hours specified in any of the following circumstances:

(a) Safety and Emergencies, including:

- (i) for the delivery of materials required by the NSW Police Force or other authority for safety reasons; or
- (ii) where it is required in an emergency to avoid injury or the loss of life, to avoid damage or loss of property or to prevent environmental harm.

On becoming aware of the need for emergency work in accordance with Condition E68(a)(ii), the Proponent must notify the Acoustic Advisor, the ER, the Planning Secretary and the EPA of the reasons for such work. The Proponent must use best endeavours to

notify all noise and/or vibration affected sensitive land user(s) of the likely impact and duration of those work.

(b) Low impact, including:

(i) construction that causes LAeq(15 minute) noise levels:

- no more than 5 dB(A) above the rating background level at any residence in accordance with the ICNG, or
- no more than the 'Noise affected' NMLs specified in Table 3 of the ICNG at other sensitive land user(s); or

(ii) construction that causes LAFmax(15 minute) noise levels no more than 15 dB(A) above the rating background level at any residence; or

(iii) construction that causes:

- continuous or impulsive vibration values, measured at the most affected residence are no more than the preferred values for human exposure to vibration, specified in Table 2.2 of Assessing Vibration: a technical guideline (DEC, 2006), or
- intermittent vibration values measured at the most affected residence are no more than the preferred values for human exposure to vibration, specified in Table 2.4 of Assessing Vibration: a technical guideline (DEC, 2006).

(c) By Approval, including:

(i) where different construction hours are permitted or required under an EPL in force in respect of the CSSI; or

(ii) works which are not subject to an EPL that are approved under an Out-of-Hours Work Protocol as required by Condition E69; or

(iii) negotiated agreements with directly affected residents and sensitive land user(s).

(d) By Prescribed Activity, including:

(i) tunnelling (excluding cut and cover tunnelling and surface works) and tunnel fit out works (excluding surface works) are permitted 24 hours a day, seven days a week; or

(ii) delivery of material that is required to occur outside of standard construction hours in Condition E66 to directly support tunnelling activities, except between the hours 10:00 pm and 7:00 am to/from WHT7 at Berrys Bay which could result in a sleep disturbance event for receivers in the proximity of Bay Road and Balls Head Road, Waverton; or

(iii) works within an acoustic shed where there is no exceedance of the NMLs; or

(iv) trailer suction hopper dredging; or

(v) along the Warringah Freeway corridor in accordance with Condition E88.

Appendix A1 Environmental Performance Outcomes

The environmental performance outcomes listed below are outlined in Chapter 28.6 of the EIS. Only the environmental performance outcomes specific to this CEMP have been presented in this appendix.

Desired Performance Outcome	How performance outcomes would be achieved	Measurement tool
Project Performance Outcomes – Early and Enabling Works Phase		
Consultation The project is developed with meaningful and effective engagement during project design and delivery	<ul style="list-style-type: none"> Engaged and informed community and key stakeholders 	<ul style="list-style-type: none"> Community consultation will be undertaken in accordance with the CCS throughout the delivery of the project to meet the consultation performance outcomes
Transport and traffic <ul style="list-style-type: none"> Network connectivity, safety and efficiency of the transport system in the vicinity of the project are managed to minimise impacts The safety of transport system customers is maintained Impacts on network capacity and the level of service are effectively managed 	<ul style="list-style-type: none"> Minimise impacts to local streets from loss of parking, road closures and heavy vehicles Minimise impacts to road network efficiency during construction Maintain pedestrian and cyclist safety Access to properties would be maintained. 	<ul style="list-style-type: none"> Construction activities will be managed in accordance with the Traffic Management Plan and to meet the project's transport and traffic performance outcomes
Air quality The project is designed and constructed in a manner that minimises air quality impacts (including nuisance dust and odour) to minimise risks to human health and the environment to the greatest extent.	<ul style="list-style-type: none"> Effective management of dust, odour and other emissions during construction 	<ul style="list-style-type: none"> Construction activities will be managed in accordance with the air quality procedure to meet the project's air quality performance outcomes
Health and safety <ul style="list-style-type: none"> The project avoids or minimises any adverse health impacts arising from the project The project avoids, to the greatest extent possible, risk to public safety 	<ul style="list-style-type: none"> Establish and operate ancillary facilities and construction sites to protect road user and public safety Hazardous materials within project areas will be managed to protect human health Minimise incidents and crashes and risks to public safety during construction 	<ul style="list-style-type: none"> Construction activities will be managed in accordance with SPA's Health and Safety System.
Noise and vibration – Amenity <ul style="list-style-type: none"> Construction noise and vibration (including airborne noise and ground-borne noise) are effectively 	<ul style="list-style-type: none"> Comply with the relevant criteria from the NSW Industrial Noise Policy and Interim Construction Noise Guideline. 	<ul style="list-style-type: none"> Construction activities will be managed in accordance with the Noise and Vibration Management Plan to meet the project's noise and vibration

Desired Performance Outcome	How performance outcomes would be achieved	Measurement tool
managed to minimise adverse impacts on acoustic amenity.	<ul style="list-style-type: none"> Effective management of construction noise and vibration in accordance with relevant guidelines. 	(amenity) performance outcomes
Noise and vibration – Structural <ul style="list-style-type: none"> Construction noise and vibration (including airborne noise and ground-borne noise) are effectively managed to minimise adverse impacts on the structural integrity of buildings and items including Aboriginal places and environmental heritage Increases in noise emissions and vibration affecting environmental heritage as defined in the <i>Heritage Act 1977</i> during operation of the project are effectively managed 	<ul style="list-style-type: none"> No damage to features of heritage conservation significance from vibration 	<ul style="list-style-type: none"> Construction activities will be managed in accordance with the NVMP and heritage procedure to meet the project's noise and vibration (structural) performance outcomes
Biodiversity <ul style="list-style-type: none"> The project design considers all feasible measures to avoid and minimise impacts on terrestrial and aquatic biodiversity. 	<ul style="list-style-type: none"> Minimise removal of high retention value trees Compensatory tree planting 	<ul style="list-style-type: none"> Construction activities will be managed in accordance with the flora and fauna procedures and soil and water procedure to meet the project's biodiversity performance outcomes.
Socio-economic, Land Use and Property <ul style="list-style-type: none"> The project minimises adverse social and economic impacts and capitalises on opportunities potentially available to affected communities. The project minimises impacts to property and business and achieves appropriate integration with adjoining land uses, including maintenance of appropriate access to properties and community facilities, and minimisation of displacement of existing land 	<ul style="list-style-type: none"> Minimise property acquisition Manage the property acquisition process to minimise impacts to community Minimise impacts to businesses during construction Make provision for social infrastructure. 	<ul style="list-style-type: none"> The implementation of the CCS will minimise adverse social and economic impacts and capitalises on opportunities potentially available to affected communities.
Water – Hydrology and Quality <ul style="list-style-type: none"> Long term impacts on surface water are minimised. 	<ul style="list-style-type: none"> Establish water quality discharge criteria with consideration of NSW Water Quality Objectives 	<ul style="list-style-type: none"> Management of soil and surface water will be undertaken throughout the delivery of the project in accordance with the soil and water procedure.

Desired Performance Outcome	How performance outcomes would be achieved	Measurement tool
<ul style="list-style-type: none"> The environmental values of nearby, connected and affected water sources are maintained (where values are achieved) or improved and maintained (where values are not achieved). Sustainable use of water resources. The project is designed and constructed to protect the NSW Water Quality Objectives where they are currently being achieved, and contribute towards achievement of the Water Quality Objectives over time where they are currently not being achieved, including downstream of the project to the extent of the project impact including estuarine and marine waters (if applicable). 	<ul style="list-style-type: none"> Effectively treat water to meet water quality discharge criteria Maximise reuse of treated water during construction. 	
Soils <ul style="list-style-type: none"> The environmental values of land, including soils, subsoils and landforms, are protected. Risks arising from the disturbance and excavation of land and disposal of soil are minimised, including disturbance to acid sulfate soils (ASS) and site contamination 	<ul style="list-style-type: none"> Erosion and sediment controls will be implemented in accordance with Managing Urban Stormwater – Soils and Construction, Volume 1 (Landcom 2004) and Volume 2D (DECCW 2008), commonly referred to as the 'Blue Book' Manage ASS in accordance with good practice measures Manage contamination to protect environmental values and human health 	<ul style="list-style-type: none"> Construction activities will be managed in accordance with the soil and water procedure to meet the project's soils performance outcomes.
Heritage <ul style="list-style-type: none"> The design, construction and operation of the project facilitates, to the greatest extent possible, the long term protection, conservation and management of the heritage significance of items of environmental heritage and Aboriginal objects and places. The design, construction and operation of the project avoids or minimises impacts, to the greatest extent possible, on the heritage significance of environmental 	<ul style="list-style-type: none"> Minimise impacts on heritage items during construction Minimise damage to features of heritage conservation significance from vibration 	<ul style="list-style-type: none"> Construction activities will be managed in accordance with the heritage procedure to meet the project's heritage performance outcomes

Desired Performance Outcome	How performance outcomes would be achieved	Measurement tool
heritage and Aboriginal objects and places		
Waste <ul style="list-style-type: none"> All wastes generated during the construction of the project are effectively stored, handled, treated, reused, recycled and/or disposed of lawfully and in a manner that protects environmental values. 	<ul style="list-style-type: none"> Recycle or reuse uncontaminated spoil either on site or off-site Manage off-site waste re-use in accordance with relevant NSW Environment Protection Authority resource recovery exemptions and requirements Dispose of waste at appropriately licensed facilities. 	<ul style="list-style-type: none"> Construction activities will be managed in accordance with the waste procedure to meet the project's Waste performance outcomes.

Appendix A2 Condition of Approval and REMMs compliance tracking

The Conditions of Approval and Revised Environmental Management Measures detailed below are those that are related specifically to the preparation of this Construction Environmental Management Plan.

Conditions of Approval

CoA No.	Condition Requirements	Document Reference
General		
A1	<p>The Proponent must carry out the CSSI in accordance with the terms of this approval and generally in accordance with the:</p> <p>(a) Western Harbour Tunnel and Warringah Freeway Upgrade Environmental Impact Statement – Volumes 1A-B and 2A-J (dated January 2020) (the EIS); and</p> <p>(b) Western Harbour Tunnel and Warringah Freeway Upgrade Response to Submissions Report (dated September 2020) (the RtS)</p>	This CEMP
A5	<p>Where the terms of this approval require a document or monitoring program to be prepared or a review to be undertaken in consultation with identified parties, evidence of the consultation undertaken must be submitted to the Planning Secretary with the document. The evidence must include:</p> <p>(a) documentation of the engagement with the party identified in the condition of approval that has occurred before submitting the document for approval;</p> <p>(b) a log of the dates of engagement or attempted engagement with the identified party;</p> <p>(c) documentation of the follow-up with the identified party where engagement has not occurred to confirm that they do not wish to engage or have not attempted to engage after repeated invitations;</p> <p>(d) outline of the issues raised by the identified party and how they have been addressed; and</p>	<p>Section 2</p> <p>Traffic, Transport and Access Management Sub-plan (TTAMP) CoA A5 Consultation Report</p> <p>Noise and Vibration Management Sub-plan (NVMP) and NVMoP CoA A5 Consultation Report</p>

CoA No.	Condition Requirements	Document Reference
	(e) a description of the outstanding issues raised by the identified party and the reasons why they have not been addressed.	
Use of Construction Ancillary Facilities		
A18	The use of a construction ancillary facility for construction must not commence until the CEMP required by Condition C1, relevant CEMP Sub-plans required by Condition C4 and relevant Construction Monitoring Programs required by Condition C11 have been approved by the Planning Secretary.	Section 1.3
A19	<p>Lunch sheds, office sheds, portable toilet facilities, car parking, material storage, and the like, can be established and used where they have been assessed in the documents listed in Condition A1 or satisfy the following criteria:</p> <p>(a) are located within or adjacent to the construction boundary; and</p> <p>(b) have been assessed by the ER to have -</p> <p>(i) minimal amenity impacts to surrounding residences and businesses, after consideration of matters such as compliance with the Interim Construction Noise Guideline (DECC, 2009), traffic and access impacts, dust and odour impacts, and visual (including light spill) impacts, and</p> <p>(ii) minimal environmental impact with respect to waste management and flooding, and</p> <p>(iii) no impacts on biodiversity, soil and water, and heritage items beyond those already approved under other terms of this approval.</p>	<p>Section 1.3.2</p> <p>Section 1.3.3</p> <p>Section 4.1</p>
A20	<p>Boundary screening must be erected between ancillary facilities and are adjacent to sensitive land user(s) for the duration of the ancillary facility is in use unless otherwise agreed with relevant affected residents, business operators or landowners.</p> <p>All Boundary screening must minimise visual impacts on adjacent sensitive land user(s).</p>	<p>Section 1.3.4</p> <p>Section 4.1</p>
Environmental Representative		

CoA No.	Condition Requirements	Document Reference
A27	<p>For the duration of the work until the commencement of operation, or as agreed with the Planning Secretary, the approved ER must:</p> <p>...</p> <p>(i) consider any minor amendments to be made to the Ancillary Site Establishment Management Plan, CEMP, CEMP Sub-plans and monitoring programs without increasing impacts to nearby receivers or that comprise updating or are of an administrative nature, and are consistent with the terms of this approval and the CEMP, CEMP Sub-plans and monitoring programs approved by the Planning Secretary and, if satisfied such amendment is necessary, approve the amendment. This does not include any modifications to the terms of this approval.</p>	<p>Section 2</p> <p>Section 3.3</p> <p>Section 3.9.3</p> <p>Section 3.12.1</p>
Acoustics Advisor		
A34	<p>The approved AA (<i>Acoustics Advisor</i>) must:</p> <p>...</p> <p>(h) in conjunction with the ER, the AA must:</p> <p>...</p> <p>(iii) consider relevant minor amendments made to the Ancillary Site Establishment Management Plan, CEMP, relevant sub-plans and noise and vibration monitoring programs that require updating or are of an administrative nature, and are consistent with the terms of this approval and the management plans and monitoring programs approved by the Planning Secretary and, if satisfied such amendment is necessary, endorse the amendment, (this does not include any modifications to the terms of this approval),</p>	<p>Section 2</p> <p>Section 3.3</p>
Auditing		
A38	Independent Audits of the CSSI must be conducted and carried out in accordance with the Independent Audit Post Approval Requirements (DPIE, 2020).	<p>Section 3.3</p> <p>Section 3.9.3</p>
Incident notification, reporting and response		

CoA No.	Condition Requirements	Document Reference
A43	The Planning Secretary must be notified via the Major Projects Website immediately after the Proponent becomes aware of an incident. The notification must identify the CSSI (including the application number and the name of the CSSI if it has one) and set out the location and nature of the incident.	Section 3.3 Section 3.7
A44	Subsequent notification must be given and reports submitted in accordance with the requirements set out in Appendix A.	Section 3.7
Non-compliance Notification		
A45	The Planning Secretary must be notified via the Major Projects Website within seven days after the Proponent becomes aware of any non-compliance. The notification must identify the CSSI (including the application number and the name of the CSSI if it has one), set out the condition/s that is non-compliant, the nature of the breach; the reason for the non-compliance (if known) and what actions have been, or will be, undertaken to address the non-compliance.	Section 3.8.1
A46	A non-compliance which has been notified as an incident does not need to also be notified as a non-compliance.	Section 3.8.1
Construction Environmental Management Plan		
C1	A Construction Environmental Management Plan (CEMP) must be prepared having regard to the <i>Environmental Management Plan Guideline for Infrastructure Projects</i> (Department of Planning, Industry and Environment, 2020). The CEMP must detail how the performance outcomes, commitments and mitigation measures specified in the documents listed in Condition A1 will be implemented and achieved during construction.	This CEMP Appendix A1 Appendix A2 Appendix A3
C2	The CEMP must provide:	(a) Section 1.2, Section 1.3 and Section 4.1

CoA No.	Condition Requirements	Document Reference
	(a) a description of activities to be undertaken during construction (including the scheduling of construction);	(b) Section 1.5, Section 3.2.2, Appendix A3, Appendix A5 and Sub-plans
	(b) details of environmental policies, guidelines and principles to be followed in the construction of the CSSI;	(c) Section 3.2.1 and Section 3.11
	(c) a program for ongoing analysis of the key environmental risks arising from the activities described in subsection (a) of this condition, including an initial risk assessment undertaken before the commencement of construction of the CSSI;	(d) Section 3.2.3
	(d) details of how the activities described in subsection (a) of this condition will be carried out to:	(e) Section 3.9
	(i) meet the performance outcomes stated in the documents listed in Condition A1; and	(f) Section 3.8
	(ii) manage the risks identified in the risk analysis undertaken in subsection (c) of this condition;	(g) Section 3.8
	(e) an inspection program detailing the activities to be inspected and frequency of inspections;	(h) Section 1.7
	(f) a protocol for managing and reporting any:	(i) Section 3.3
	(i) incidents; and	(j) Section 3.5
	(ii) non-compliances with this approval or statutory requirements;	(k) Section 3.11, Section 3.12 and Section 3.13
	(g) procedures for rectifying any non-compliance with this approval identified during compliance auditing, incident management or at any time during construction;	(l) Section 2 and relevant Sub-plans
	(h) a list of all the CEMP Sub-plans required in respect of construction, as set out in Condition C4. Where staged construction of the CSSI is proposed, the CEMP must also identify which CEMP Sub-plan applies to each of the proposed stages of construction;	
	(i) a description of the roles and environmental responsibilities for relevant employees and their professional / organisational relationship with the ER;	
	(j) for training and induction for employees, including contractors and sub-contractors, in relation to environmental and compliance obligations under the terms of this approval;	

CoA No.	Condition Requirements	Document Reference																		
	(k) for periodic review and update of the CEMP and all associated plans and programs; and (l) the outcomes of consultation with government agencies in accordance with Condition A5.																			
C3	The CEMP must be endorsed by the ER and then submitted to the Planning Secretary for approval no later than one month before the commencement of construction, or where construction is staged no later than one month before the commencement of that stage.	Section 2																		
C4	<p>The following CEMP Sub-plans must be prepared in consultation with the relevant government agencies identified for each CEMP Sub-plan. Details of all information requested by an agency during consultation must be provided to the Planning Secretary as part of any submission of the relevant CEMP Sub-plan, including copies of all correspondence from those agencies as required by Condition A5.</p> <table border="1"> <thead> <tr> <th></th><th>Required CEMP Sub-plan</th><th>Relevant government agencies to be consulted for each CEMP Sub-plan</th></tr> </thead> <tbody> <tr> <td>(a)</td><td>Traffic, transport and access</td><td>Relevant council(s)</td></tr> <tr> <td>(b)</td><td>Noise and vibration</td><td>NSW Health, relevant council(s)</td></tr> <tr> <td>(c)</td><td>Flora and Fauna</td><td>DPI Fisheries, DPIE Water, EESG, and relevant council(s)</td></tr> <tr> <td>(d)</td><td>Air quality and odour</td><td>NSW Health, and relevant council(s)</td></tr> <tr> <td>(e)</td><td>Soil and surface water</td><td>DPIE Water, EESG, EPA, Sydney Water (if Sydney Water's assets are affected) and relevant council(s)</td></tr> </tbody> </table>		Required CEMP Sub-plan	Relevant government agencies to be consulted for each CEMP Sub-plan	(a)	Traffic, transport and access	Relevant council(s)	(b)	Noise and vibration	NSW Health, relevant council(s)	(c)	Flora and Fauna	DPI Fisheries, DPIE Water, EESG, and relevant council(s)	(d)	Air quality and odour	NSW Health, and relevant council(s)	(e)	Soil and surface water	DPIE Water, EESG, EPA, Sydney Water (if Sydney Water's assets are affected) and relevant council(s)	<p>Section 1.7 Section 2 Appendices: B1 to B7</p>
	Required CEMP Sub-plan	Relevant government agencies to be consulted for each CEMP Sub-plan																		
(a)	Traffic, transport and access	Relevant council(s)																		
(b)	Noise and vibration	NSW Health, relevant council(s)																		
(c)	Flora and Fauna	DPI Fisheries, DPIE Water, EESG, and relevant council(s)																		
(d)	Air quality and odour	NSW Health, and relevant council(s)																		
(e)	Soil and surface water	DPIE Water, EESG, EPA, Sydney Water (if Sydney Water's assets are affected) and relevant council(s)																		

CoA No.	Condition Requirements			Document Reference
	(f)	Groundwater	DPIE Water, EESG, EPA, Sydney Water (where it is proposed to discharge groundwater into Sydney Water's assets) and relevant council(s)	
	(g)	Maritime Heritage	Heritage NSW and relevant council(s)	
	(h)	Non-Aboriginal Heritage	Heritage NSW and relevant council(s)	
	(i)	Aboriginal Cultural Heritage	Heritage NSW	
	(j)	Dredging and Disposal Management Plan	EPA, DPI Fisheries, Port Authority of NSW (including Harbour Master)	
C5	<p>The CEMP Sub-plans must state how:</p> <p>(a) the environmental performance outcomes identified in the documents listed in Condition A1 will be achieved;</p> <p>(b) the mitigation measures identified in the documents listed in Condition A1 will be implemented;</p> <p>(c) the relevant terms of this approval will be complied with; and</p> <p>(d) issues requiring management during construction (including cumulative impacts), as identified through ongoing environmental risk analysis, will be managed through SMART principles.</p>			Appendices: B1 to B7
C9	The CEMP Sub-plans must be submitted to the Planning Secretary for approval along with, or subsequent to, the submission of the CEMP but in any event, no later than one month before construction			Section 2 Appendices: B1 to B7
C10	Construction must not commence until the CEMP and all CEMP Sub-plans have been approved, unless otherwise agreed by the Planning Secretary. The CEMP and CEMP Sub-plans, as approved by the Planning Secretary, including any minor amendments approved			Section 1.4

CoA No.	Condition Requirements	Document Reference															
	by the ER must be implemented for the duration of construction. Where construction of the CSSI is staged, construction of a stage must not commence until the CEMP and sub-plans for that stage have been endorsed by the ER and approved by the Planning Secretary.																
Construction Monitoring Programs																	
C11	<p>The following Construction Monitoring Programs must be prepared in consultation with the relevant government agencies identified for each to compare actual performance of construction of the CSSI against the performance predicted in the documents listed in Condition A1 or in the CEMP:</p> <table border="1"> <thead> <tr> <th></th><th>Required Construction Monitoring Programs</th><th>Relevant government agencies to be consulted for each Construction Monitoring Program</th></tr> </thead> <tbody> <tr> <td>(a)</td><td>Noise and Vibration Monitoring Program</td><td>EPA</td></tr> <tr> <td>(b)</td><td>Air Quality (including Odour) Monitoring</td><td>EPA</td></tr> <tr> <td>(c)</td><td>Surface Water Monitoring Program</td><td>DPIE Water, (Sydney Water if any Sydney Water assets are impacted), EPA</td></tr> <tr> <td>(d)</td><td>Groundwater Monitoring Program</td><td>DPIE Water, EPA</td></tr> </tbody> </table>		Required Construction Monitoring Programs	Relevant government agencies to be consulted for each Construction Monitoring Program	(a)	Noise and Vibration Monitoring Program	EPA	(b)	Air Quality (including Odour) Monitoring	EPA	(c)	Surface Water Monitoring Program	DPIE Water, (Sydney Water if any Sydney Water assets are impacted), EPA	(d)	Groundwater Monitoring Program	DPIE Water, EPA	Section 3.9.2
	Required Construction Monitoring Programs	Relevant government agencies to be consulted for each Construction Monitoring Program															
(a)	Noise and Vibration Monitoring Program	EPA															
(b)	Air Quality (including Odour) Monitoring	EPA															
(c)	Surface Water Monitoring Program	DPIE Water, (Sydney Water if any Sydney Water assets are impacted), EPA															
(d)	Groundwater Monitoring Program	DPIE Water, EPA															
C12	<p>Each Construction Monitoring Program must provide:</p> <p>(a) details of baseline data available;</p> <p>(b) details of baseline data to be obtained and when;</p> <p>(c) details of all monitoring of the project to be undertaken;</p>	Section 3.9.2 and applicable management Sub-plan															

CoA No.	Condition Requirements	Document Reference
	(d) the parameters of the project to be monitored; (e) the frequency of monitoring to be undertaken; (f) the location of monitoring; (g) the reporting of monitoring results and analysis results against relevant criteria; (h) details of the methods that will be used to analyse the monitoring data; (i) procedures to identify and implement additional mitigation measures where the results of the monitoring indicate unacceptable project impacts; (j) a consideration of SMART principles; (k) any consultation to be undertaken in relation to the monitoring programs; and (l) any specific requirements as required by Conditions C13 to C16.	
C17	The Construction Monitoring Programs must be developed in consultation with relevant government agencies as identified in Condition C11. Details of all information requested by an agency during consultation must be provided to the Planning Secretary as part of any submission of the relevant Construction Monitoring Programs, including copies of all correspondence from those agencies as required by Condition A5.	Section 3.9.2 and applicable management Sub-plan
C18	The Construction Monitoring Programs must be endorsed by the ER and then submitted to the Planning Secretary for approval at least one month before the commencement of construction.	Section 3.9.2 and applicable management Sub-plan
C19	Unless otherwise agreed with the Planning Secretary, construction must not commence until all of the relevant Construction Monitoring Programs have been approved by the Planning Secretary, and all relevant baseline data for the specific construction activity has been collected.	Section 3.9.2 and applicable management Sub-plan

CoA No.	Condition Requirements	Document Reference
C20	The Construction Monitoring Programs, as approved by the Planning Secretary including any minor amendments approved by the ER must be implemented for the duration of construction and for any longer period set out in the monitoring program or specified by the Planning Secretary, whichever is the greater	Section 3.9.2 and applicable management Sub-plan
C21	<p>The results of the Construction Monitoring Programs must be submitted to the Planning Secretary, and relevant regulatory agencies, for information in the form of a Construction Monitoring Report at the frequency identified in the relevant Construction Monitoring Program.</p> <p><i>Note: Where a relevant CEMP Sub-plan exists, the relevant Construction Monitoring Program may be incorporated into that CEMP Sub-plan.</i></p>	Section 3.9.2 and applicable management Sub-plan
Air Quality and Odour		
E1	Measures must be implemented to minimise and manage the emission of dust, odour and other air pollutants during construction and operation.	Air Quality Management Procedure
Habitat Enhancement		
E48	Within three months of the removal of any native trees, the Proponent must consult with local community restoration/rehabilitation groups, Landcare groups, relevant councils, DPI Fisheries and any relevant public authorities to determine if there is an interest for the reuse of suitable timber and root balls in habitat enhancement and rehabilitation work. If there is an interest, native trees that are removed for the construction of the CSSI and that are greater than 25-30 centimetres in diameter and three metres in length must be salvaged and stored for a period of at least six weeks to enable collection by interested parties.	Flora and Fauna Management Procedure
Aboriginal Cultural Heritage		
E50	The Proponent must take all reasonable steps so as not to harm, modify or otherwise impact Aboriginal objects except as authorised by this approval.	Heritage Management Procedure
Archival Recording		

CoA No.	Condition Requirements	Document Reference
E56	<p>Prior to potential physical impact, archival recording must be undertaken for the following heritage items:</p> <p>(a) St Leonards Park (including W. Tunks Memorial Fountain, War Memorial, and North Sydney Oval), North Sydney;</p> <p>(b) North Sydney Sewer Vent;</p> <p>(c) Yurulbin Park, Birchgrove; and</p> <p>(d) Balls Head Coal Loader Complex, Waverton.</p>	<p>Heritage Management Procedure</p> <p>(Note: only E56(a) is applicable to the CUT works. Archival recording will be undertaken at St Leonards Park in accordance with this Condition.</p>
E57	<p>Archival recording must be undertaken by a suitably qualified heritage specialist and prepared in accordance with NSW Heritage Office's How to Prepare Archival Records of Heritage Items (1998) and Photographic Recording of Heritage Items Using Film or Digital Capture (2006). A copy must be provided to Heritage NSW and the relevant Council and submitted as part of the Final Excavation Report required by Condition E62.</p>	<p>Heritage Management Procedure</p> <p>(Note: only E56(a) is applicable to the CUT works. Archival recording will be undertaken at St Leonards Park in accordance with this Condition.</p>
Unexpected Heritage Finds		
E63	<p>An Unexpected Heritage Finds and Human Remains Procedure must be prepared to manage unexpected heritage finds (including maritime discoveries) in accordance with any guidelines and standards prepared by Heritage NSW and submitted to the Planning Secretary for information before the commencement of construction.</p>	Heritage Management Procedure
E64	<p>The Unexpected Heritage Finds and Human Remains Procedure, as submitted to the Planning Secretary, must be implemented for the duration of construction.</p>	Heritage Management Procedure

CoA No.	Condition Requirements	Document Reference
	Note: Human remains that are found unexpectedly during the carrying out of work may be under the jurisdiction of the NSW State Coroner and must be reported to the NSW Police immediately.	
Construction Hours		
E66	Work must only be undertaken during the following hours: (a) 7:00am to 6:00pm Mondays to Fridays, inclusive; (b) 8:00am to 6:00pm Saturdays; and (c) at no time on Sundays or public holidays.	Section 4.2 Noise and Vibration Management Sub-plan
Soils		
E114	Prior to the commencement of any work, erosion and sediment controls must be installed and maintained, as a minimum, in accordance with the publication Managing Urban Stormwater: Soils & Construction (4th edition, Landcom 2004) commonly referred to as the 'Blue Book'.	Soil and Water Management Procedure
Contaminated sites		
E115	Prior to the commencement of any work that would result in the disturbance of moderate to high risk contaminated sites as identified in the documented listed in Condition A1, a Detailed Site Investigations must be undertaken by a Contaminated Land Consultant certified under either the Environment Institute of Australia or New Zealand's "Certified Environmental Practitioner" (Site Contamination) scheme (CEnvP(SC)) or the Soil Science Australia "Certified Professional Soil Scientist Contaminated Site Assessment and Management (CPSS CSAM) scheme.	Soil and Water Management Procedure
E116	A Detailed Site Investigation Report must be prepared and submitted to the Planning Secretary for information following the completion of Detailed Site Investigations required by Condition E115.	Soil and Water Management Procedure

CoA No.	Condition Requirements	Document Reference
	<p>The report must be prepared in accordance with relevant guidelines made or approved by the EPA under section 105 of the Contaminated Land Management Act 1997 (NSW) and prepared by a Contaminated Land Consultant certified under either the Environment Institute of Australia or New Zealand's "Certified Environmental Practitioner" (Site Contamination) scheme (CEnvP(SC)) or the Soil Science Australia "Certified Professional Soil Scientist Contaminated Site Assessment and Management (CPSS CSAM) scheme.</p> <p>Nothing in this condition prevents the Proponent from preparing individual Site Contamination Reports for separate sites.</p>	
E117	<p>The Detailed Site Investigation Report must provide details on:</p> <ul style="list-style-type: none"> (a) primary sources of contamination, for example potentially contaminating activities, infrastructure (such as underground storage tanks, fuel line, sumps or sewer lines) or site practices; (b) contaminant dispersal in air, hazardous ground gases, surface water, groundwater, soil vapour, separate phase contaminants, sediments, infrastructure (e.g. concrete), biota, soil and dust; (c) contaminant characterisation and behaviour (volatility, leachability, speciation, degradation products and physical and chemical conditions on-site which may affect how contaminants behave); (d) potential effects of contaminants on human health, including the health of occupants of built structures (for example arising from risks to service lines from hydrocarbons in groundwater, or risks to concrete from acid sulphate soils) and the environment; (e) potential and actual contaminant migration routes including potential preferential pathways; (f) the adequacy and completeness of all information available for use in the assessment of risk and for making decisions on management requirements, including an assessment of uncertainty; (g) the review and update of the conceptual site model from the preliminary and detailed site investigations; 	Soil and Water Management Procedure

CoA No.	Condition Requirements	Document Reference
	<p>(h) nature and extent of any existing remediation (such as impervious surface cappings); and/or;</p> <p>(i) whether the land is suitable (for the intended final land use) or can be made suitable through remediation.</p>	
E118	<p>Should remediation be required to make land suitable for the final intended land use, a Remediation Action Plan must be prepared or reviewed and approved, by consultants certified under either the Environment Institute of Australia and New Zealand's Certified Environmental Practitioner (Site Contamination) scheme (CEnvP(SC)) or the Soil Science Australia Certified Professional Soil Scientist Contaminated Site Assessment and Management (CPSS CSAM) scheme.</p> <p>The Remedial Action Plan must be prepared in accordance with relevant guidelines made or approved by the EPA under section 105 of the Contaminated Land Management Act 1997 and must include measures to remediate the contamination at the site to ensure the site will be suitable for the proposed use when the Remedial Action Plan is implemented. The Remedial Action Plan must be submitted to the Planning Secretary for information prior to undertaking remediation.</p>	Soil and Water Management Procedure
E119	<p>The Remediation Action Plan must include measures to remediate the contamination at the site to ensure the site will be suitable for the proposed use and detail how the environmental and human health risks will be managed during the disturbance, remediation and/or removal of contaminated soil/sediment or groundwater.</p> <p>Nothing in this condition prevents the preparation of individual Remediation Action Plans for separate sites.</p>	Soil and Water Management Procedure
E120	<p>Prior to commencing remediation, a Section B Site Audit Statement(s) must be prepared by a NSW EPA-accredited Site Auditor that certifies that the Remediation Action Plan is appropriate and that the site can be made suitable for the proposed use. The Remedial Action Plan must be implemented and any changes to the Remedial Action Plan must be approved in writing by the NSW EPA accredited Site Auditor.</p>	Soil and Water Management Procedure

CoA No.	Condition Requirements	Document Reference
	Nothing in this condition prevents the Proponent from engaging the Site Auditor to prepare Site Audit Statements for separate sites.	
E121	<p>A Section A1 or A2 Site Audit Statement (accompanied by an Environmental Management Plan) and its accompanying Site Audit Report, which state that the contaminated land disturbed by the work has been made suitable for the intended land use, must be submitted to the Planning Secretary and Council after remediation and no later than prior to the commencement of operation of the CSSI.</p> <p>Nothing in this condition prevents the Proponent from obtaining Section A Site Audit Statements for individual parcels of remediated land.</p>	Soil and Water Management Procedure
E122	Contaminated land must not be used for the purpose approved under the terms of this approval until a Section A1 or A2 Site Audit Statement is obtained which states that the land is suitable for that purpose and any conditions on the Section A Site Audit Statement have been complied with.	Soil and Water Management Procedure
E123	An Unexpected Finds Procedure for Contamination must be prepared before the commencement of work and must be followed should unexpected contamination or asbestos (or suspected contamination) be excavated or otherwise discovered. The procedure must include details of who will be responsible for implementing the unexpected finds procedure and the roles and responsibilities of all parties involved. The procedure must be submitted to the Planning Secretary for information.	Soil and Water Management Procedure
E124	The Unexpected Finds Procedure for Contamination must be implemented throughout construction.	Soil and Water Management Procedure

CoA No.	Condition Requirements	Document Reference
Lighting and Security		
E163	The Proponent must construct and operate the CSSI with the objective of minimising light spillage to surrounding properties. All lighting associated with the construction and operation of the CSSI must be consistent with the requirements of <i>AS/NZS 4282:2019 Control of the obtrusive effects of outdoor lighting</i> and relevant Australian Standards in the series <i>AS/NZ 1158 – Lighting for Roads and Public Spaces</i> . Additionally, the Proponent must provide mitigation measures to manage any residual night lighting impacts to protect properties adjoining or adjacent to the CSSI, in consultation with affected landowners.	Section 1.3.4
Waste		
E201	Waste generated during construction and operation must be dealt with in accordance with the following priorities: (a) waste generation must be avoided and where avoidance is not reasonably practicable, waste generation must be reduced; (b) where avoiding or reducing waste is not possible, waste must be re-used, recycled, or recovered; and (c) where re-using, recycling or recovering waste is not possible, waste must be treated or disposed of.	Waste and Resources Management Procedure
E202	The importation of waste and the storage, treatment, processing, reprocessing or disposal of such waste must comply with the conditions of the current EPL for the CSSI, or be done in accordance with a Resource Recovery Exemption or Order issued under the <i>Protection of the Environment Operations (Waste) Regulation 2014</i> , as the case may be.	Waste and Resources Management Procedure

CoA No.	Condition Requirements	Document Reference
E203	Waste must only be exported to a site licensed by the EPA for the storage, treatment, processing, reprocessing or disposal of the subject waste, or in accordance with a Resource Recovery Exemption or Order issued under the <i>Protection of the Environment Operations (Waste) Regulation 2014</i> , or to any other place that can lawfully accept such waste.	Waste and Resources Management Procedure
E205	All waste must be classified in accordance with the EPA's Waste Classification Guidelines, with appropriate records and disposal dockets retained for audit purposes.	Waste and Resources Management Procedure
Water		
E206	The CSSI must be designed, constructed and operated so as to maintain the NSW Water Quality Objectives where they are being achieved as at the date of this approval, and contribute towards achievement of the NSW Water Quality Objectives over time where they are not being achieved as at the date of this approval, unless an EPL in force in respect of the CSSI contains different requirements in relation to the NSW Water Quality Objectives, in which case those requirements must be complied with.	Soil and Water Management Procedure
Construction Requirements		
E207	The Proponent must consider the Guidelines for controlled activities on waterfront land Riparian corridors (Department of Industry 2018) when carrying out work within 40 metres of a watercourse, including its bed.	Soil and Water Management Procedure
E208	Unless an EPL is in force in respect to the CSSI and that licence specifies alternative criteria, discharges from construction water treatment plants to surface waters must not exceed: (a) the Australian and New Zealand Guidelines for Fresh and Marine Water Quality 2018 (ANZG 2018) default guideline values for toxicants at the 90 per cent species protection level;	Soil and Water Management Procedure

CoA No.	Condition Requirements	Document Reference
	<p>(b) for physical and chemical stressors, the guideline values set out in Tables 3.3.2 and 3.3.3 of the Australian and New Zealand Guidelines for Fresh and Marine Water Quality 2000; and</p> <p>(c) for bioaccumulative and persistent toxicants, the ANZG 2018 values at a minimum of 95 per cent species protection level.</p> <p>Where the ANZG 2018 does not provide a default guideline value for a particular pollutant, the approaches set out in the ANZG 2018 for deriving guideline values, using interim guideline values and/or using other lines of evidence such as international scientific literature or water quality guidelines from other countries, must be used.</p>	
E210	<p>If construction stage stormwater discharges are proposed, a water pollution impact assessment will be required to inform licensing consistent with section 45 of the POEO Act. Any such assessment must be prepared in consultation with the EPA and be consistent with the National Water Quality Guidelines, with a level of detail commensurate with the potential water pollution risk.</p>	Soil and Water Management Procedure

Revised Environmental Management Measures

REMMs No.	REMMs Requirements	Document Reference
Air quality		
AQ1	<p>Standard construction air quality mitigation and management measures will be detailed in construction management documentation and implemented during construction, such as:</p> <p>a) Reasonable and feasible dust suppression and/or management measures, including the use of water carts, dust sweepers, sprinklers,</p> <p>dust screens, site exit controls (eg wheel washing systems and rumble grids), stabilisation of exposed areas or stockpiles, and surface treatments</p>	Air Quality Management Procedure

REMMs No.	REMMs Requirements	Document Reference
	<p>b) Selection of construction equipment and/or materials handling techniques that minimise the potential for dust generation</p> <p>c) Management measures to minimise dust generation during the transfer, handling and on site storage of spoil and construction materials (such as sand, aggregates or fine materials) (eg the covering of vehicle loads)</p> <p>d) Adjustment or management of dust generating activities during unfavourable weather conditions, where possible</p> <p>e) Minimisation of exposed areas during construction</p> <p>f) Management measures for managing unexpected odour generation likely to result in odour impacts at sensitive receivers in the vicinity during the disturbance, handling and storage of potentially odorous materials, including any contingency measures</p> <p>g) Internal project communication protocols to ensure dust-generating activities in the same area are coordinated and mitigated to manage cumulative dust impacts of the project</p> <p>h) Site inspections will be carried out to monitor compliance with implemented measures.</p>	
AQ2	Dust and air quality complaints will be managed in accordance with the overarching complaints handling process for the project. Appropriate corrective actions; if required, will be taken to reduce emissions in a timely manner.	Air Quality Management Procedure
Biodiversity		
B1	Vegetation removal including the clearing of native vegetation and fauna habitat will be further minimised, where feasible and reasonable.	Flora and Fauna Management Procedure
B2	Vegetation removal will be carried out in accordance with Guide 4: Clearing of vegetation and removal of bushrock of the Biodiversity Guidelines: Protecting and managing biodiversity on RTA projects (RTA, 2011).	Flora and Fauna Management Procedure

REMMs No.	REMMs Requirements	Document Reference
B3	The unexpected species find procedure included in Biodiversity Guidelines: Protecting and managing biodiversity on RTA projects (RTA, 2011) will be followed if threatened ecological communities, flora or fauna species, not assessed in the biodiversity assessment, are identified in the construction footprint.	Flora and Fauna Management Procedure
B5	Pre-clearing surveys for threatened flora species will be carried out in accordance with Guide 1: Pre-clearing process of the Biodiversity Guidelines: Protecting and managing biodiversity on RTA projects (RTA, 2011).	Flora and Fauna Management Procedure
B10	Fauna will be managed in accordance with Guide 9: Fauna handling of the Biodiversity Guidelines: Protecting and managing biodiversity on RTA projects (RTA, 2011).	Flora and Fauna Management Procedure
B11	Pre-clearing surveys will be undertaken in accordance with Guide 1: Preclearing process of the Biodiversity Guidelines: Protecting and managing biodiversity on RTA projects (RTA, 2011).	Flora and Fauna Management Procedure
B14	Weed species will be managed in accordance with Guide 6: Weed management of the Biodiversity Guidelines: Protecting and managing biodiversity on RTA projects (RTA, 2011).	Flora and Fauna Management Procedure
B15	Pathogens will be managed in accordance with Guide 2: Exclusion zones of the Biodiversity Guidelines: Protecting and managing biodiversity on RTA projects (RTA, 2011).	Flora and Fauna Management Procedure
Aboriginal Cultural Heritage		
AH5	If at any time during construction of the project, any items of potential Aboriginal archaeological or cultural heritage conservation significance or human remains are discovered they will be managed in accordance with the Standard Management Procedure: Unexpected Heritage Items (Roads and Maritime, 2015).	Heritage Management Procedure
AH6	Cultural and historic heritage awareness training will be carried out for personnel engaged in work that may impact heritage items before commencing works for the project.	Heritage Management Procedure
Non-Aboriginal Heritage		

REMMs No.	REMMs Requirements	Document Reference
NAH5	<p>Archival recording will be carried out in accordance with the Photographic Recording of Heritage Items Using Film or Digital Capture guideline for areas/items subject to change within the following terrestrial items, in accordance with Appendix J (Technical working paper: Non-Aboriginal heritage):</p> <ul style="list-style-type: none"> a) Item 2: The Valley Heritage Conservation Area, Rozelle and Balmain b) Item 4: Yurulbin Park, Birchgrove c) Item 7: BP site, Waverton d) Item 9: North Sydney Bus Shelters e) Item 10: St Leonards Park (including W. Tunks Memorial Fountain, War Memorial, and North Sydney Oval), North Sydney f) Item 14: Cammeray Park (including Golf Course), Cammeray g) Item 15: Cammeray Conservation Area, Cammeray. <p>Archival recording will be completed prior to any works that have the potential to impact upon the items and deposited with appropriate stakeholders as determined during detailed design (eg local councils).</p>	<p>Heritage Management Procedure</p> <p>(Note: only REMM NAH5(e) and NAH5(f) are applicable to the CUT works. Archival recording will be undertaken at St Leonards Park and Cammeray Golf Course in accordance with this REMM.</p>
NAH10	If at any time during construction of the project, historical heritage materials, features and/or deposits are encountered during construction, the Roads and Maritime Services Standard Management Procedure: Unexpected Heritage Items (Roads and Maritime, 2015) will be followed.	Heritage Management Procedure
NAH11	In the event that construction of the project reveals possible human skeletal material (remains), Standard Management Procedures – Unexpected Heritage Items (Roads and Maritime, 2015) will be implemented.	Heritage Management Procedure
NAH12	Non-Aboriginal historical heritage awareness training will be provided for contractors prior to commencement of construction works to ensure understanding of potential heritage items that may be impacted during the project, and the procedure required to be carried out in the event	Heritage Management Procedure

REMMs No.	REMMs Requirements	Document Reference
	of discovery of historical heritage materials, features or deposits, or the discovery of human remains.	
Geology, Soils and Groundwater		
SG5	Erosion and Sediment measures will be implemented at all work sites in accordance with the principles and requirements in 'Managing Urban Stormwater – Soils and Construction, Volume 1 (Landcom, 2004) and Volume 2D (NSW Department of Environment, Climate Change, 2008), commonly referred to as the 'Blue Book'.	Soil and Water Management Procedure
SG6	<p>Potentially contaminated areas directly affected by the project will be investigated and managed in accordance with the requirements of guidance endorsed under section 105 of the Contaminated Land Management Act 2008.</p> <p>This includes, but is not limited to, further investigations in potential areas of environment interest in the project footprint, including:</p> <ul style="list-style-type: none"> • Easton Park • Birchgrove peninsula (including Yurulbin Park) • Balls Head peninsula • Waverton Park • Warringah Freeway (from North Sydney to Cammeray). <p>Subject to the outcomes of the investigations, a Remediation Action Plan will be implemented in the event that site remediation is warranted prior to construction.</p> <p>The Remediation Action Plan will be prepared and implemented in accordance with Managing Land Contamination: Planning Guidelines SEPP 55 – Remediation of Land (Department of Urban Affairs and Planning and EPA, 1998).</p> <p>An independent NSW EPA Accredited site Auditor will be engaged where contamination is complex to review applicable all contamination reports and evaluate the suitability of sites for a specified use as part of the project.</p>	Soil and Water Management Procedure

REMMs No.	REMMs Requirements	Document Reference
SG7	Any soil/fill materials surplus to construction will be classified in accordance with the NSW EPA (2014a) Waste Classification Guidelines.	Waste and Resource Management Procedure
SG8	Asbestos handling and management will be carried out in accordance with relevant legislation, codes of practice and Australian standards.	Waste and Resource Management Procedure
SG10	The Construction Waste Management Plan for the project will include procedures for handling and storing potentially contaminated substances.	Waste and Resource Management Procedure Soil and Water Management Procedure
SG11	The discovery of previously unidentified contaminated material will be managed in accordance with an unexpected contaminated lands discovery procedure, as outlined in the Guideline for the Management of Contamination (Roads and Maritime, 2013).	Soil and Water Management Procedure
SG23	Emergency Spill measures procedures will be developed to avoid and manage accidental spillages of fuels, chemicals, and fluids to minimise the risk of human health impacts and contamination of groundwater.	Soil and Water Management Procedure
Hydrodynamics and Water Quality		
WQ1	Erosion and sediment measures will be implemented at all work sites and surface road upgrades in accordance with the principles and requirements in Managing Urban Stormwater – Soils and Construction, Volume 1 (Landcom, 2004), Managing Urban Stormwater: Volume 2D Main Road Construction (NSW Department of Environment, Climate Change and Water, 2008) and relevant guidelines, procedures and specifications of Transport for NSW. A soil conservation specialist will be engaged by both Transport for NSW and the Contractor for the duration of construction of the project to provide advice regarding erosion and sediment control including review of Erosion and Sediment Control Plans (ESCPs).	Soil and Water Management Procedure
WQ2	Emergency spill procedures will be developed to avoid and manage accidental spillages of fuels, chemicals or fluids during construction.	Soil and Water Management Procedure

REMMs No.	REMMs Requirements	Document Reference
WQ3	<p>Discharges from wastewater treatment plants during the construction phase will be required to meet the following discharge criteria:</p> <ul style="list-style-type: none"> • The relevant physical and chemical stressors set out in of the Australian and New Zealand Guidelines for Fresh and Marine Water Quality (ANZECC/ARMCANZ, 2000), and • The ANZG (2018) 90 per cent species protection levels for toxicants generally, with the exception of those toxicants known to bioaccumulate, which will be treated to meet the ANZG (2018) 95 per cent species protection levels, and • The draft ANZG default guideline values for iron (in fresh and marine water) and zinc (in marine water) which are likely to be finalised in October 2020. 	Soil and Water Management Procedure
Resource use and waste management		
WM1	Construction materials will be sourced in accordance with the project's Sustainability Framework and with a preference for Australian materials and prefabricated products with low embodied energy, where feasible and reasonable.	Waste and Resource Management Procedure
WM2	The resource management hierarchy principles established under the Waste Avoidance and Recovery Act 2001 of avoid/reduce/reuse/recycle/dispose will be applied.	Waste and Resource Management Procedure
WM3	Wastes for land disposal will be classified in accordance with the NSW Environment Protection Authority Waste Classification Guidelines: Part 1 Classifying Waste.	Waste and Resource Management Procedure
WM4	Wastes will be appropriately transported, stored and handled according to their waste classification and in a manner than prevents pollution of the surrounding environment.	Waste and Resource Management Procedure

Appendix A3 Legal requirements and compliance tracking

Legal register

Act	Activity / aspect	Requirement	Reference	Division 5.2 applicability	Relevant section of CEMP or supporting documentation
General					
<i>Environmental Planning and Assessment Act, 1979 (EP&A Act)</i>	All	The Project has been declared Critical State Significant Infrastructure (CSSI) by virtue of Schedule 3, clause 1(1) of <i>State Environmental Planning Policy (State and Regional Development) 2011</i> . Comply with the terms Minister for Planning and Public Places' approval for the project. Obtain the Minister's approval for any project modifications that are not consistent with the planning approval.	S5.13 S5.14	Yes	Section 1.1
<i>Environmental Planning and Assessment Act, 1979 (EP&A Act)</i>	All	Environmental assessment and public consultation, including a preferred infrastructure report that outlines any proposed changes to the CSSI.	S5.17	Yes	Section 1.1 Section 2
<i>Environmental Planning and Assessment Act, 1979 (EP&A Act)</i>	All	<ul style="list-style-type: none"> • Application of other provisions of the <i>EP&A Act</i> • Approvals and legislation that does not apply • Approvals and legislation that must be applied consistently 	S5.22 S5.23 S5.24	Yes	This table Section 3.2.2
<i>Environmental Planning and Assessment Act, 1979 (EP&A Act)</i>	All	The proponent may request the Minister to modify the Minister's approval for CSSI, which should be lodged with the Planning Secretary.	S5.25	Yes	Section 3.12.2

Act	Activity / aspect	Requirement	Reference	Division 5.2 applicability	Relevant section of CEMP or supporting documentation
<i>Protection of the Environment Operations Act 1997</i>	Environmental protection	Do not risk harming the environment by wilfully or negligently: <ul style="list-style-type: none"> • Disposing of waste unlawfully • Causing any substance to leak, spill or otherwise escape (whether or not from a container) or • Emitting an ozone depleting substance. 	S115 S116 S117	Yes	Waste and Resource Management Procedure (WRMP) Soil and Water Quality Management Procedure (SWMP) Air Quality Management Procedure (AQMP)
<i>Roads Act 1993</i>	Road work	Requires the consent of the appropriate road authority for carrying out work on, or disturbing, the surface of a public road. Where the proponent is a public authority, the roads authority must consult with the applicant before making a decision.	S138	Yes	Traffic Management Plan (TMP)
Water					
<i>Water Management Act 2000</i> With the exception of controlled activity approvals, the <i>Water Management Act 2000</i> (WM Act) only applies in relation to those water sources covered by operational water sharing plans – these areas cover most of the State's major	Water access and use.	Do not take water from a water source (a lake, river or estuary or place where water occurs naturally on or below the surface of the ground, and includes coastal waters) without an access licence. Do not use of water on land (unless supplied by a water utility, irrigation corporation etc or in accordance with basic landholder rights) without a water use approval.	S56 S60A S89 S90 S91A	No	Under the <i>EP&A Act</i> , the Project is exempt from this requirement.

Act	Activity / aspect	Requirement	Reference	Division 5.2 applicability	Relevant section of CEMP or supporting documentation
regulated river systems.					
<i>Water Management Act 2000</i>	Water management works	Do not construct/use a water supply work, drainage work or flood work without the appropriate approval.	S90 S91B S91C S91D	No	Under the <i>EP&A Act</i> , the Project is exempt from this requirement.
<i>Water Management Act 2000</i>	Waterfront land.	Do not deposit material, excavate, or remove material within a watercourse bank, shore or bed, or on land 40 metres inland, or interfere with the likely flow of water to such a body, without a controlled activity approval.	S91	No Public authorities are exempt from the need to obtain a controlled activity approval. Water Management (General) Regulation 2011 (cl.38)	Under the <i>EP&A Act</i> , the Project is exempt from this requirement.
<i>Water Management Act 2000</i>	Activity approvals	An aquifer interference approval confers a right on its holder to carry out one or more specified aquifer interference activities at a specified location, or in a specified area, in the course of carrying out specified activities.	S91(3)	No	Under the <i>EP&A Act</i> , the Project is exempt from this requirement.
<i>Water Act 1912</i> Note that this Act is being progressively	Surface water	Obtain a licence or permit for construction or use of 'work' for purposes including the taking and using of water	S21B	Yes	Note that this Act is being progressively repealed by the Water Management Act 2000 and does not apply to

Act	Activity / aspect	Requirement	Reference	Division 5.2 applicability	Relevant section of CEMP or supporting documentation
repealed by the Water Management Act 2000 (WM Act). With the exception of controlled activity approvals, the WM Act only applies in relation to those water sources covered by operational water sharing plans – these areas cover most of the State's major regulated river systems.					areas of the state where water sharing plans are in place. Groundwater and surface water within and near the Project are covered by the following Water Sharing Plans: Water Sharing Plan, Greater Metropolitan Region Groundwater Sources (NoW 2011).
<i>Sydney Water Act 1994</i>	Wastewater	Approval to discharge wastewater to sewer and Trade Waste Agreement	S49	Yes	SWMP
<i>Sydney Water Regulation 1994</i>	Plumbing and drainage	Permit required to do plumbing or drainage work, which includes connection to a stormwater drain	S18	Yes	SWMP
<i>Protection of the Environment Operations Act 1997</i>	Water pollution	Do not cause water pollution (other than to a sewer), except in accordance with the conditions of an Environment Protection Licence.	S120 S122	Yes	SWMP
Noise					
<i>Protection of the Environment Operations Act 1997</i>	Plant maintenance and operation	Do not operate plant if it emits noise caused by poor maintenance or operation.	S139	Yes	Noise and Vibration Management Plan (NVMP)

Act	Activity / aspect	Requirement	Reference	Division 5.2 applicability	Relevant section of CEMP or supporting documentation
<i>Protection of the Environment Operations Act 1997</i>	Materials management	Do not cause noise by failing to properly and efficiently deal with materials.	S140	Yes	NVMP
Protection of the Environment Operations (Noise Control) Regulation 2008	Marine vessels – offensive noise and noise control equipment	As owner or captain, do not allow a vessel to be used on navigable waters so as to emit offensive noise. Do not use a vessel on navigable waters if its noise control equipment is defective.	cl. 30-31 cl. 32	NA	NVMP
Contaminated material					
<i>Protection of the Environment Operations Act 1997</i>	Land pollution	Do not cause or permit land pollution other than under authority of a licence or regulation. (However it is not a land pollution offence to place virgin excavated natural material or lawful pesticides and fertilisers on land, or by placing matter on land that has been notified to the EPA as an unlicensed landfill and which is operated in accordance with the regulations.)	S142A – S142E	Yes	SWMP
<i>Contaminated Land Management Act 1997</i>	Reporting contamination	Notify the EPA if; <ul style="list-style-type: none"> Contaminants exceed thresholds contained in guidelines or the regulations where contamination has entered or will foreseeably enter neighbouring land, the atmosphere, groundwater or surface water. Contaminants in soil are equal to or exceed guideline levels with respect to the current or approved use of the land. Contamination meets other criteria that may be prescribed by the regulations. 	S60	Yes	SWMP

Act	Activity / aspect	Requirement	Reference	Division 5.2 applicability	Relevant section of CEMP or supporting documentation
Biodiversity					
<i>Biodiversity Conservation Act 2016</i>	Fauna	Do not harm any animal that is; of a threatened species, that is part of a threatened ecological community or is a protected animal, unless authorised under other legislation (e.g. planning approval).	S2.1 S2.8	Yes	Flora and Fauna Management Procedure (FFMP)
<i>Biodiversity Conservation Act 2016</i>	Habitat	Do not damage habitat of a threatened species or ecological community unless authorised under other legislation (e.g. planning approval).	S2.4 S2.8	Yes	FFMP
<i>Biodiversity Conservation Act 2016</i>	Biodiversity	Do not damage declared areas of outstanding biodiversity value unless authorised under other legislation (e.g. planning approval).	S2.3 S2.8	Yes	FFMP
<i>Biodiversity Conservation Act 2016</i>	Flora	Do not pick a plant that is; of a threatened species, that is part of a threatened ecological community or is a protected plant, unless authorised under other legislation (e.g. planning approval).	S2.2 S2.8	Yes	FFMP
<i>Biosecurity Act 2015</i>	Biosecurity matters including pests, disease and weeds	The duty to prevent, eliminate and minimise biosecurity risks posed by biosecurity matters as defined by the Act.	S22	Yes	FFMP
Biosecurity Regulation 2017	Pests and Diseases	Notify the presence any pest or disease listed in Schedule 1 of the Biosecurity Regulation 2014, within 1 working day after suspecting or becoming aware of the pest or disease.	Regulation cl.7 Schedule 1	Yes	FFMP

Act	Activity / aspect	Requirement	Reference	Division 5.2 applicability	Relevant section of CEMP or supporting documentation
<i>Fisheries Management Act 1994</i>	Dredging or reclamation	Provide the Minister for Primary Industries 28 days notice of planned dredging or reclamation work.	S199	Yes	Under the <i>EP&A Act</i> , the Project is exempt from this requirement.
<i>Fisheries Management Act 1994</i>	Mangroves, seagrasses and marine vegetation	Do not harm any mangroves, seagrasses or other marine vegetation on public water land protected by the regulations without a permit.	S205	No	Under the <i>EP&A Act</i> , the Project is exempt from this requirement.
<i>Fisheries Management Act 1994</i>	Fish passage	Do not block fish passage without a permit	S219	No	Under the <i>EP&A Act</i> , the Project is exempt from this requirement.
<i>Environment Protection Biodiversity Conservation Act, 1999 (Commonwealth)</i>	Flora and fauna conservation	Do not kill, injure or take a member of a listed threatened species without a permit.	Part 13	Yes	FFMP
Air Quality					
<i>Protection of the Environment Operations Act 1997</i>	Air quality	Do not operate plant which emits air pollution caused by poor maintenance or operation	S124	Yes	AQMP
		Do not cause or neglect to prevent air pollution (e.g. dust exceeding reasonable levels without active management measures in place)	S126	Yes	AQMP
		Do not cause or permit the emission of an offensive odour	S129	Yes	AQMP
Protection of the Environment Operations (Clean Air) Regulation 2002	Air quality	Excessive impurities are visible for a continuous period of more than 10 seconds.	S15	Yes	AQMP
		Air emission concentrations for scheduled premises.	Schedule 4	Yes	AQMP

Act	Activity / aspect	Requirement	Reference	Division 5.2 applicability	Relevant section of CEMP or supporting documentation
Waste					
<i>Protection of the Environment Operations Act 1997</i>	Littering	<p>Do not litter in a public place or an open private place. Do not litter from a vehicle.</p> <p>Only deposit advertising material in receptacles provided for mail or newspapers or under the door of the premises.</p> <p>Do not deposit advertising material on or in vehicles.</p>	Part 5.6A	Yes	WRMP Community Communication Strategy (CCS)
<i>Protection of the Environment Operations Act 1997</i>	Waste and transportation	<p>Do not undertake a scheduled waste activity unless in accordance with an environmental protection licence.</p> <p>A licence must be obtained when construction and demolition wastes are applied to land under certain circumstances. This includes the reincorporation of crushed road base material back into roads and the placing of excess fill material onto properties. A licence is not required if the material:</p> <ul style="list-style-type: none"> • Is VENM. • Does not exceed 200 tonnes in the Sydney, Newcastle and Wollongong areas, or 20,000 tonnes outside these areas. • Is covered by a “general exemption”. Current exempted materials are ENM, recycled aggregates and raw mulch. These exemptions are conditional and require some chemical testing of materials before they are placed onto land. • A licence must be obtained if more than 2,500 tonnes (or cubic metres) is stored on a stockpile site at any one time, or more than 30,000 tonnes of waste is received per year from off site. 	Part 3.2 Schedule 1	Yes	WRMP

Act	Activity / aspect	Requirement	Reference	Division 5.2 applicability	Relevant section of CEMP or supporting documentation
		Only transport waste to a facility that can lawfully accept the waste.	S143	Yes	WRMP
		Do not dispose of waste in a manner that harms or is likely to harm the environment.	S115	Yes	WRMP
Protection of the Environment Operations (Waste) Regulation 2005	Waste and transportation	Comply with general requirements for the transport of waste. For example, any vehicle used by the person to transport waste must be kept in a clean condition and be maintained so as to prevent spillage of waste. For some wastes only licensed transporters can be used.	Regulation cl.49	Yes	WRMP
		Comply with record keeping requirements in relation to the transport of certain types of waste.	Regulation Part 3	Yes	WRMP
Waste Avoidance and Resource Recovery Act 2001	Waste and transportation	Establish the waste hierarchy. Promotes waste avoidance and resources recovery by developing waste avoidance and resource recovery strategies.	-	Yes	WRMP
Heritage					
<i>Heritage Act 1977</i>	Heritage	Do not undertake an activity that will affect a place, building, work, relic, moveable object or precinct which is subject to an Interim Heritage Order or is listed on the State Heritage Register without approval from the Heritage Council.	S56-57	No	Under the <i>EP&A Act</i> , the Project is exempt from this requirement.
		Do not disturb or excavate land with knowledge or reasonable cause to suspect that the disturbance or excavation will or is likely to result in a relic being discovered, exposed, moved, damaged or destroyed; or Do not disturb or excavate land on where a relic has been discovered or exposed.	S139	No	Under the <i>EP&A Act</i> , the Project is exempt from this requirement.

Act	Activity / aspect	Requirement	Reference	Division 5.2 applicability	Relevant section of CEMP or supporting documentation
		Notify the heritage Council on discovery of a relic	S146	Yes	Roads and Maritime Services Standard Management Procedure Unexpected Heritage Items (November 2015) (Unexpected Heritage Items Procedure)
<i>National Parks and Wildlife Act 1974</i>	Aboriginal places and objects	Do not harm or desecrate an Aboriginal object or Aboriginal place without consent.	S86	No	Heritage Management Procedure (HMP)
		Notify the NPWS within reasonable time of becoming aware of the location or discovery of certain Aboriginal objects.	S89A	Yes	HMP
		An Aboriginal heritage impact permit may be issued.	S90	No	Under the <i>EP&A Act</i> , the Project is exempt from this requirement.
<i>Aboriginal and Torres Strait Islander Heritage Protection Act 1984 (Commonwealth)</i>	Protection of areas and objects	Report any discovery of Aboriginal remains to the Federal Minister for the Environment and Heritage.	S20	Yes	HMP
		Comply with the provisions of any declaration in relation to a significant Aboriginal area or object.	S22	Yes	HMP
Traffic					
Transport Administration Act 2988	Traffic management	Comply with the functions of Roads and Maritime relating to traffic management and safety.	S52A		TTMP
Road Rules 2014	Use of roads	Establish the road rules that are applicable to vehicles and road users on roads in NSW.	-	Yes	TTMP

Act	Activity / aspect	Requirement	Reference	Division 5.2 applicability	Relevant section of CEMP or supporting documentation
		Provisions of Road Rules 2014 not applicable to a person at the site of, and engaged in, roadworks.	310	Yes	TTMP
Roads Act 1993	Use of roads	Obtain a Road Occupancy Licence prior to commencement of traffic related works that require access to roads.	S138	Yes	TTMP
Hazard and Risk					
<i>Environmentally Hazardous Chemicals Act 1985</i>	Hazards and risks	Obtain a licence to undertake prescribed activities involving environmentally hazardous chemicals or declared chemical wastes.	S28	Yes	Section 3.2.2
<i>Dangerous Goods (Road and Rail Transport) Act 2008</i>	Hazards and risks	Ensure that dangerous goods are transported in a safe manner.	S9	Yes	SWMP
<i>Pesticides Act 1999</i>	Hazards and risks	<p>Do not use an unregistered pesticide without a permit.</p> <p>Use pesticides in an environmentally sensitive manner.</p> <p>Read the label or permit for the pesticide.</p> <p>Use registered pesticides in accordance with instructions on the label.</p> <p>Do not use any restricted pesticide unless authorised by a certificate of competency or a pesticide control order under the Act.</p> <p>Compliance with pesticide codes of practice is required.</p>	<p>S12</p> <p>S13</p> <p>S14</p> <p>S15</p> <p>S17</p>	Yes	FFMP
Incident Response					

Act	Activity / aspect	Requirement	Reference	Division 5.2 applicability	Relevant section of CEMP or supporting documentation
<i>Protection of the Environment Operations Act 1997</i>	Notification of pollution incidents	Notify the EPA immediately of pollution incidents where material harm to the environment is caused or threatened.	S148	Yes	Section 3.7 Appendix A7
<i>Protection of the Environment Operations Act 1997</i>	Pre-emptive pollution/incident control	Properly and efficiently maintain and operate any installed pollution control equipment (including monitoring devices)	S167	Yes	Section 3.7 SWMP
<i>Local Government Act 1993</i>	Fire related incident	In the event of a fire related incident the project will comply with the requirements of the Act.	N/A	Yes	Section 3.7
Rural Fires Act 1997	Fire related incident	In the event of a fire related incident the project will comply with the requirements of the Act.	N/A	Yes	Section 3.7

Other approvals and licences

Approval / licence	Requirement	Relevant section of CEMP or supporting documentation
Road Occupancy Licences	Prior to commencement of traffic related works that require access to roads	Section 3.2.2

Environmental Management Plan Guideline for Infrastructure Projects (DPIE, 2020)

Environmental Management Plan Guideline for Infrastructure Projects (DPIE, 2020)

Requirement	Plan reference	Yes/No/Not applicable
Document preparation and endorsement		
Has the EMP been prepared in consultation with all relevant stakeholders as per the requirements of the conditions of consent? (Section 4.1)	Section 2	Yes
Have the views of the relevant stakeholders been taken into consideration? Have appropriate amendments been made to the EMP and does the EMP clearly identify the location of any changes? (Section 4.1)	Section 2	Yes
Has the EMP been internally approved by an authorised representative of the proponent or contractor? (Section 4.2)	Document Control Table	
Version and content		
Does the EMP describe the proponent's Environmental Management System (EMS) (if any), and identify how the EMP relates to other documents required by the conditions of consent? (Section 3.5.1)	Section 1.6	Yes
Does the EMP include the required general content and version control information? (Section 3.1)	Version Control Table	Yes
Does the EMP have an introduction that describes the project, scope of works, site location and any staging or timing considerations? (Section 3.2)	Section 1	Yes
Does the EMP reference the project description? (Section 3.3)	Section 1.2	Yes
Does the EMP reference a Community and Stakeholder Engagement Plan (or similar) or include community and stakeholder engagement actions (if required)? (Section 3.4)	Section 3.6	Yes

Requirement	Plan reference	Yes/No/Not applicable
Have all other relevant approvals been identified? Has appropriate information been provided regarding how each approval is relevant? (Section 4)	Section 3.2.2	Yes
Has the environmental management structure and responsibilities been included? (Section 3.5.2)	Section 3.3	Yes
Does the EMP include processes for training of project personnel and identify how training and awareness needs will be identified? (Section 3.5.3)	Section 3.5	Yes
Does the EMP clearly identify the relevant legal and compliance requirements that relate to the EMP? (Section 3.5.3)	Section 3.2.2 Appendix A3	Yes
Does the EMP include all the conditions of consent to be addressed by the EMP and identify where in the EMP each requirement has been addressed? (Section 3.5.13)	Section 3.2.2 Appendix A2	Yes
Have all relevant guidelines, policies and standards been identified, including details of how they are relevant? (Section 3.5)	Section 3.2.2 Appendix A3	Yes
Is the process that will be adopted to identify and analyse the environmental risks included? (Section 3.5.5)	Section 3.2.1	Yes
Have all the environmental management measures in the EIA been directly reproduced into the EMP? (Section 3.5.7)	Sub-Plans and procedures Appendices B1-B7	Yes
Have any additional environmental management measures been included in the EMP? (Section 3.5.7)	Sub-Plans and procedures Appendices B1-B7	Yes
Have environmental management measures been written in committed language? (Section 3.5.7)	Sub-Plans and procedures Appendices B1-B7	Yes

Requirement	Plan reference	Yes/No/Not applicable
Have project environmental management measures, including hold points, been identified and included? (Section 3.5.6)	Sub-Plans and procedures Appendices B1-B7	Yes
Are relevant details of environmental monitoring that will be carried out included? (Section 3.5.8)	Section 3.9.2 Sub-Plans and procedures Appendices B1-B7	Yes
Have the components of any environmental monitoring programs been incorporated? (Section 3.5.8)	Sub-Plans and procedures Appendices B1-B7	Yes
Are environmental inspections included? (Section 3.5.9)	Section 3.9.1	Yes
Does the EMP document all relevant compliance monitoring and reporting requirements for the project? (Section 3.5.12 and 3.5.13)	Section 3.9	Yes
Does the EMP describe the types of plans or maps (such as environmental control maps) that will be used to assist with the management of environmental matters on site? (Section 3.5.10)	Section 3.2.4 Appendix A6	Yes
Does the EMP list environmental management documents? (Section 3.5.11)	Section 1.7	Yes
Is an auditing program referenced? (Section 3.5.13)	Section 3.9.3	Yes
Does the EMP include the incident notification and reporting protocols that comply with the relevant conditions of consent? (Section 3.5.15)	Section 3.7	Yes
Does the EMP identify the project role/position that is responsible for deciding whether an occurrence is an incident? (Section 3.5.15)	Section 3.3	Yes
Does the EMP describe a corrective and preventative action process that addresses the requirements? (Section 3.5.16)	Section 3.8	Yes

Requirement	Plan reference	Yes/No/Not applicable
Does the EMP include details of a review and revision process that complies with the requirements? (Section 3.6)	Sections 3.11 and 3.12	Yes

Appendix A4 Environmental aspects and impacts

Appendix A4 – Aspects and Impacts Register

This Environmental Aspects and Impacts Register has been prepared by the Transport for New South Wales (TfNSW), to supplement the Environmental Risk Analysis conducted as part of the Environmental Assessment (EA).

The identification of significant construction activities and associated impacts that could eventuate during construction of the Project is central to the selection of appropriate environmental safeguards.

The risk management process involved an assessment of all specific project activities/aspects in or near environmentally sensitive areas and resulted in the development of a list of environmental risks (effects and impacts) and a corresponding risk mitigation strategy and risk ranking. Each environmental risk was categorised, based on the following:

- The environmental aspect
- Relative scale of the potential impact
- Type of potential impact
- Likelihood of occurrence.

The identification of risks included a review of the proposed works, the CoA, EMM, and review of the environmental risks identified by the EA and subsequent Response to Submissions Report.

THIS PAGE IS LEFT INTENTIONALLY BLANK

Table 1 Risk assessment matrix

Risk Analysis Risk Classification = Consequence x Likelihood		LIKELIHOOD				
		5 Very high*	4 High*	3 Medium*	2 Low*	1 Very low*
CONSEQUENCE	5 Very large Major irreversible environmental harm on-site and/or off-site damage.	25 Critical	20 Significant	15 Significant	10 Moderate	5 Minor
	4 Large Major on-site and/or off-site impacts with clean up or remedy requires significant effort.	20 Significant	16 Significant	12 Moderate	8 Minor	4 Minor
	3 Medium Moderate on-site and/or off-site impacts (but no significant irreversible damage) with clean up or remedy work incurring a moderate level of effort.	15 Significant	12 Moderate	9 Moderate	6 Minor	3 Minor
	2 Small Treatable on-site impact with clean up or remedy work incurring a small level of effort.	10 Moderate	8 Minor	6 Minor	4 Minor	2 Negligible
	1 Very small Reversible and insignificant environmental impact.	5 Minor	4 Minor	3 Minor	2 Negligible	1 Negligible

Table 1: Aspect and impact register

Issue	Construction activity/aspect	Potential impact	Risk level prior to mitigation	Indicative Mitigation Measures	Risk level following mitigation	Management Documents / Training Required
Air Quality	<ul style="list-style-type: none"> General construction activities (no major earthworks or excavation anticipated) Utility works and relocation 	<ul style="list-style-type: none"> Generation of dust due to cutting/grinding/sawing equipment, material /waste/spoil handling; and generation of exhaust emissions due to inappropriate plant maintenance Generation and mobilisation of dust impacting receivers including residents, businesses, vegetation and habitats 	8 (minor)	<p>Direct:</p> <ul style="list-style-type: none"> Construction activities with the potential to generate dust will be modified or ceased during unfavourable weather conditions to reduce the potential for dust generation Access roads within Project sites will be maintained and managed to reduce dust generation Storage of materials that have the potential to result in dust generation will be minimised within Project sites at all times During high wind and/or dry conditions, programming of dust generating activities is to be considered in order to reduce nuisance to neighbouring properties Demolition activities will be planned and carried out to minimise the potential for dust generation Adequate dust suppression will be applied during all demolition works required to facilitate the Project <p>Indirect:</p> <ul style="list-style-type: none"> Other measures outlined in the Air Quality Management Procedure (AQP) 	6 (minor)	Air Quality Management Procedure (AQP)
Biodiversity	<ul style="list-style-type: none"> Vegetation clearance 	<p>Clearing outside of an approved area, including:</p> <ul style="list-style-type: none"> Accidental clearing outside of the project boundaries Accidental clearing beyond the requirements of the Project Approval Accidental lopping of trees and/or damage to tree roots Accidental clearing of threatened species or threatened ecological communities outside of the project boundary 	8 (minor)	<p>Direct:</p> <ul style="list-style-type: none"> Toolbox talks regarding clearing limits Clearly delineate the Project footprint prior to clearing <p>Indirect:</p> <ul style="list-style-type: none"> Engage an arborist to supervise works where impact or damage to tree roots is probable Provide tree protection where required at the direction of the arborist Other measures outlined in the Flora and Fauna Management Procedure (FFP) 	6 (minor)	Flora and Fauna Management Procedure (FFP)
	<ul style="list-style-type: none"> General construction activities Utility works and relocation 	Spreading of weeds in stockpiled material	8 (minor)	<p>Direct:</p> <ul style="list-style-type: none"> Implement a weed management procedure. <p>Indirect:</p> <ul style="list-style-type: none"> Other measures outlined in the FFP 	6 (minor)	Weed Management Procedure (within FFP)
Contamination	<ul style="list-style-type: none"> General construction activities Utility works and relocation 	Contamination of soil or water from spill or leak of dangerous or hazardous materials from plant / equipment	10 (moderate)	<p>Direct:</p> <ul style="list-style-type: none"> The use of any hazardous substance that could result in a spill will be undertaken away from drainage or stormwater lines and, wherever possible, within defined bunds Any refuelling undertaken on site shall be undertaken in designated areas only, outside of riparian areas and well away from stormwater system inlets All spills or leakages will be immediately contained and absorbed 	3 (minor)	Soil and Water Management Procedure (SWP)

Issue	Construction activity/aspect	Potential impact	Risk level prior to mitigation	Indicative Mitigation Measures	Risk level following mitigation	Management Documents / Training Required
				<ul style="list-style-type: none"> Spill containment kits will be placed at locations where there is direct discharge of stormwater to receiving waterways All sites are hardstand Inspection regime of bulk storage facility Undertake Detailed Site Investigations at any locations identified as having moderate or high risks of contamination in accordance with CoA E115 Indirect: <ul style="list-style-type: none"> Other measures outlined in the Soil and Water Management Procedure (SWP) 		
		Exposure to unidentified contaminated materials during works, causing program delays and injuries and health concerns	10 (moderate)	Direct: <ul style="list-style-type: none"> Induct construction personnel in the identification and management of previously unidentified contaminated sites. The discovery of previously unidentified contaminated material will be managed in accordance with an unexpected contaminated lands finds procedure. The procedure will include: <ul style="list-style-type: none"> Cease work in the vicinity Initial assessment by an appropriately qualified environmental consultant Further assessment and management of contamination, if confirmed, in accordance with Section 105 of the CLM Act Indirect: <ul style="list-style-type: none"> Other measures outlined in the Unexpected Contaminated Land Finds Procedure 	8 (minor)	Unexpected Contaminated Land Finds Procedure (within SWP)
Heritage	<ul style="list-style-type: none"> Utility works and relocation 	Disturbance or damage of unidentified Aboriginal heritage artefact	4 (minor)	Direct: <ul style="list-style-type: none"> All on site personnel will be provided with site training in regard to Aboriginal cultural heritage site awareness, key mitigation and management requirements and their responsibilities pertaining to the Aboriginal Heritage provisions of the NPW Act 1974 (NSW) prior to construction commencing. Training will include unexpected heritage finds procedures for heritage items, objects and human remains. Implement Unexpected Heritage Finds and Human Remains Procedure Indirect: <ul style="list-style-type: none"> Other measures outlined in the Heritage Management Procedure (HP) 	3 (minor)	Heritage Management Procedure (HP) Unexpected Heritage Finds and Human Remains Procedure (within HP)
		Disturbance or damage of non-Aboriginal heritage items including: <ul style="list-style-type: none"> St Leonards Park Cammeray Park (including air raid trenches) 	9 (moderate)	Direct: <ul style="list-style-type: none"> Any excavations, intrusive works or other operations that have the potential to impact areas of known heritage, cultural or archaeological items must ensure works are performed in accordance with a heritage assessment and regulatory requirements (which may include a dilapidation survey and/or supervision of works by a competent person and/or vibration monitoring) Any such areas should be signposted and segregated by the erection of physical barriers to prevent authorised entry Indirect: <ul style="list-style-type: none"> Archival recording in accordance with CoA E56 and REMM NAH5 Integrated design assessment by heritage specialists of potential air raid trench impacts 	6 (minor)	HP

Issue	Construction activity/aspect	Potential impact	Risk level prior to mitigation	Indicative Mitigation Measures	Risk level following mitigation	Management Documents / Training Required
				<ul style="list-style-type: none"> Other measures outlined in the HP 		
Noise and Vibration	<ul style="list-style-type: none"> General construction activities Utility works and relocation 	Noise and vibration impacts on nearby receivers, including out of hours impacts resulting in structural damage or community complaints	15 (significant)	<p>Direct:</p> <ul style="list-style-type: none"> All on site personnel will undergo a site induction and ongoing toolbox talks that will detail noise and vibration requirements from this plan through inductions, toolboxes and targeted training Noise and vibration monitoring undertaken in accordance with the Project's Construction Noise and Vibration Monitoring Program The safe working distances for vibration intensive plant would be complied with where feasible and reasonable. This would include the consideration of smaller equipment when working in close proximity to existing structures Erection of temporary noise walls Community liaison and notification Provision of respite and alternative accommodation where required Programming the works to minimise the duration of noisy works in any one particular location <p>Indirect:</p> <ul style="list-style-type: none"> Other measures outlined in the NVMP and Construction Noise and Vibration Monitoring Program 	9 (moderate)	<p>Noise and Vibration Management Plan (NVMP)</p> <p>Construction Noise and Vibration Monitoring Program</p>
		Noise disturbance due to works undertaken out of standard construction hours	15 (significant)	<ul style="list-style-type: none"> Out of Hours Works are to be carried out in accordance with the Project's Out-of-Hours-Works Protocol and EPL Ensure OOHW are appropriately justified – safety or community requirement. Implement noise mitigation strategies for out of standard hours work as per OOHW Protocol. Monitor noise for compliance to project goals. Community notifications distributed. 	9 (moderate)	<p>NVMP</p> <p>OOHW Protocol</p>
Soil and Water	<ul style="list-style-type: none"> General construction activities Utility works and relocation 	Serious incidents, e.g. uncontrolled release of washout water, water treatment plant, major fuel spill, that cause or threaten material harm to the environment	12 (moderate)	<p>Direct:</p> <ul style="list-style-type: none"> Any washout areas will be adequately sized, regularly maintained, and located in designated covered areas. They will be outside of riparian areas and well away from stormwater system inlets in a position where wastewater will not enter any drainage lines or waterways The use of any hazardous substance that could result in a spill will be undertaken away from drainage or stormwater lines and, wherever possible, within defined bunds Any refuelling undertaken on site shall be undertaken in designated areas only, outside of riparian areas and well away from stormwater system inlets Spill containment kits will be placed at locations where there is direct discharge of stormwater to receiving waterways <p>Indirect:</p> <ul style="list-style-type: none"> Other measures outlined in the SWP 	8 (minor)	SWP
		Erosion and sedimentation impacts on downstream waterways due to exposed land,	12 (moderate)	<p>Direct:</p> <ul style="list-style-type: none"> ESCPs will be prepared for all work and implemented in advance of site disturbance 	6 (minor)	<p>SWP</p> <p>ESCP</p>

Issue	Construction activity/aspect	Potential impact	Risk level prior to mitigation	Indicative Mitigation Measures	Risk level following mitigation	Management Documents / Training Required
		inadequate controls or failure of controls		<ul style="list-style-type: none"> All on site personnel will undergo a site induction and ongoing toolbox talks that will detail erosion and sediment control management measures Further targeted training to key on site personnel EWMS will be prepared for high risk activities An experienced soil conservation specialist (CPESC) will be engaged to provide advice regarding erosion and sediment control Hardstand areas and surrounding public roads will be cleaned as required using methods such as brooms, bobcat attachments or street sweepers <p>Indirect:</p> <ul style="list-style-type: none"> Other measures outlined in the SWP 		
Traffic	<ul style="list-style-type: none"> General construction activities Utility works and relocation 	Traffic and parking impacts due to increased number of construction vehicles, site access arrangements and vehicle movements	12 (significant)	<p>Direct:</p> <ul style="list-style-type: none"> Designated haul routes for heavy vehicles Use of the virtual superintendent system Deployment of surveillance officers Utilisation of the traffic control centre Staff log-in at designated parking stations Limiting vehicle movements to designated entries and exits and haulage routes All on site personnel will undergo a site induction and ongoing toolbox talks that will detail traffic, transport and access management measures Communication and adherence to a Worker Code of Conduct Minimise construction vehicle parking on public roads Queuing and idling of construction vehicles in residential streets will be minimised Measures identified in the TMP will be implemented for each ancillary facility/construction compound which requires direct access/egress onto the local/arterial road network <p>Indirect:</p> <ul style="list-style-type: none"> Other measures outlined in the TMP 	9 (moderate)	Traffic, Transport and Access Management Plan (TTAMP)
Utilities	<ul style="list-style-type: none"> General construction activities Utility works and relocation 	Damage to existing utility services	20 (significant)	<p>Direct:</p> <ul style="list-style-type: none"> Ensuring appropriate precautionary measures are undertaken or in place prior to works such as completing Dial Before You Dig searches Positive utility identification such as through potholing or non-destructive digging Utilisation of utility spotters Ensuring Ground Penetration Permits are obtained Appointment of a Project Utility Coordination Manager Liaison with the relevant utility agencies <p>Indirect:</p> <ul style="list-style-type: none"> Other measures outlined in the Utilities Management Strategy (UMS) 	12 (moderate)	CEMP and Sub-plans

Issue	Construction activity/aspect	Potential impact	Risk level prior to mitigation	Indicative Mitigation Measures	Risk level following mitigation	Management Documents / Training Required
Visual	<ul style="list-style-type: none"> General construction activities 	Visual impacts on nearby receivers due to light spill, construction works, overshadowing	10 (moderate)	Direct: <ul style="list-style-type: none"> Site establishment works will be conducted to minimise visual impacts. Where there is no noise wall or hoarding in place, boundary fencing will be installed to minimise visual, noise and air quality impacts on adjacent sensitive receivers Retention of existing vegetation or treatment of key temporary structures Minimise light spill from the project by directing construction lighting into the construction areas and ensuring the site is not over-lit Indirect: <ul style="list-style-type: none"> Other measures outlined in the Site Establishment Management Plan (SEMP) 	8 (minor)	CEMP and Sub-plans
Waste	<ul style="list-style-type: none"> General construction activities Utility works and relocation 	Inappropriate disposal of waste (including demolition, vegetation and hazardous / special waste) or disposal at an unlicensed waste facility	12 (moderate)	Direct: <ul style="list-style-type: none"> All on site personnel will undergo a site induction and ongoing toolbox talks that will detail waste and resource management measures Vegetation disposal in accordance with the FFMP and Weed Management Protocol HAZMAT surveys and removal of asbestos prior to demolition activities Waste classification in accordance with EPA guidelines Suitably licensed waste contractors will be used for the collection and transport of all non-domestic, retail and commercial wastes for either offsite processing and/or disposal to an appropriately licensed facility. Receipts for waste transfer and disposal will be checked to ensure all details are correct and retained for audit purposes Waste tracking register Indirect: <ul style="list-style-type: none"> Other measures outlined in the Waste and Resource Use Management Procedure (WP), SWP and FFP 	6 (minor)	Waste and Resource Use Management Procedure (WP) FFP SWP
		Litter, inappropriate use of co-mingling and waste receptacles	4 (minor)	Direct: <ul style="list-style-type: none"> All staff and subcontractors will undergo a site induction and ongoing toolbox talks that will detail waste and resource management measures (including the waste management hierarchy) and energy consumption All recyclable solid wastes (paper/ cardboard/ plastic/ glass/ timber/ metals/ fluorescent lighting/ printer cartridges/ICT equipment) will be segregated for recycling purposes and volumes reported. Wherever possible, packaging should be avoided or minimised to prevent waste products being unnecessarily brought onto an operation Indirect: <ul style="list-style-type: none"> Other measures outlined in the Sustainability Management Plan and WMP 	2 (negligible)	WP

Appendix A5 Environment and Sustainability policy

Transport Environment and Sustainability Policy

Transport is a key enabler of economic and social activity. We are committed to delivering transport which contributes to economic prosperity and social inclusion in an environmentally responsible and sustainable manner, consistent with the Future Transport Strategy 2056.

Transport for NSW's activities cover the whole State and its infrastructure will last for generations to come. We have a duty to undertake our activities in the interest of the greater good, moving beyond compliance, and being a genuine leader in environment and sustainability performance.

We will work towards achieving this for NSW by:

- Leadership – contributing to and influencing the strategic environment and sustainability agenda of the NSW Government
- Environmental protection – being accountable for addressing and minimising the environmental impacts of our activities to satisfy the expectations and legislative requirements of the NSW Government and community
- Energy and carbon – improving energy efficiency and working towards net zero carbon emissions
- Resilience – embedding climate risk and resilience considerations in our activities
- Sustainable procurement – procuring and delivering sustainable, efficient and cost effective transport options, including responsible supply chains
- Whole of life – considering whole of life benefits and impacts from our activities across all life cycle stages - demand/need, plan, acquire, operate/maintain and disposal
- Social – recognising the social impacts and benefits of our activities, and working for healthy liveable communities
- Awareness – raising the awareness and capacity of our workforce to be accountable for implementing the Policy through their activities to achieve enhanced environmental outcomes and a culture of environmental responsibility
- Communication – communicating openly, responsively and empathetically with our customers, partners and stakeholders on environmental matters and report on our performance

This Policy applies to the agencies listed below:

- Transport for NSW
- Department of Transport
- Sydney Trains
- NSW Trains
- RailCorp
- State Transit Authority
- Sydney Metro

This Policy applies to permanent, temporary and casual staff of the above agencies, staff seconded from another organisation and contingent workers including labour hire, professional services contractors and consultants.



Rodd Staples
Secretary

13 January 2020

ENVIRONMENT POLICY

UP FOR THE CHALLENGE OF IMPROVING LIVES

OUR COMMITMENT

To value the natural environment and communities in which we work.

Our goal across all business activities is to use resources efficiently, respond to climate change, prevent pollution, enhance and protect the environment and our heritage.

OUR APPROACH

John Holland's four values of caring, empowering, imaginative and future-focused are the platform for our everyday interactions. We use these values to guide our approach to the environment.

Caring



We care deeply about what we do and how it affects the environment now and for the future by:

- Driving a strong culture to respect the environment across the business in our offices, on our projects and with our joint venture partners.
- Prioritising the environment, the community, sustainable products and resource efficiency in our decision making.
- Providing best practice training and education to our people to build awareness and capability to protect the environment and respect the communities in which we work and live.

Empowering



We gain trust through action by:

- Empowering our people, partners and subcontractors to speak up about how we can better protect and enhance the environment.
- Encouraging participation and collaboration to achieve sound environmental performance and outcomes.
- Driving accountability by ensuring everyone is responsible for valuing and protecting the environment.

Imaginative



We push the boundaries by:

- Focusing on continual learning and improvement by reviewing performance, capturing and sharing lessons learnt and celebrating successes.
- Exploring and introducing new technologies and approaches that minimise impacts on the environment and provide cost effective solutions that are resource efficient.
- Having a transparent critical risk management process that helps us to continuously identify opportunities and improvements to our systems and processes.

Future-focused



We're in it for the long, long term by:

- Exceeding our legislative, customer and other mandatory requirements.
- Establishing and maintaining an effective management system.
- Ensuring our work leaves a positive legacy for the communities we serve and the environments we operate in.

Joe Barr

Chief Executive Officer

January 2020

Sustainability Policy

Our commitment

John Holland is committed to integrating economic growth, environmental resilience, and social progress as priorities into decision-making at every level of the business, with the ambition to create long-term value.

Our approach

John Holland will undertake its business in a manner that maximises positive social and economic impact for our people and stakeholders. We are adopting a resilient and enduring strategic approach to meet and mitigate the existing and emerging challenges for society and our infrastructure environment. John Holland acknowledges that sustainability enables long term financial resilience.

Sustainability Policy in practice

- Create a sense of place for communities, by making a positive and meaningful difference to the community by genuinely engaging with the community and stakeholders
- Work closely with our customers to achieve optimal and resilient outcomes for users and society
- Decision making to integrate economic, social, environmental and governance aspects, and seek to achieve positive outcomes in each
- Minimise whole of life asset impact by future proofing our assets and responding to climate change
- Address environment considerations in a manner that is sensitive to the needs of our stakeholders and the environment, creating enhanced environmental outcomes wherever practical
- Be recognised as an industry leader in making our workplaces safer through innovation, collaboration and effective planning and management of risks
- Enhance workforce health and wellbeing and inclusion and diversity, through employee empowerment to deliver sustainable outcomes
- Source sustainably and ethically, including prioritising local industry participation, social procurement initiatives and a commitment to avoiding modern slavery
- Encourage innovation amongst our delivery teams and supply chain to achieve sustainable outcomes
- Manage all activities ethically, measuring and reporting the sustainability performance of the project
- Govern for sustainability by implementing project systems and processes to ensure the effective and efficient delivery and operation of the project
- Support the UN Sustainable Development Goals



Joe Barr

Chief Executive Officer
John Holland Group Pty Ltd

February 2019

Caring
Empowering
Imaginative
Future-focused

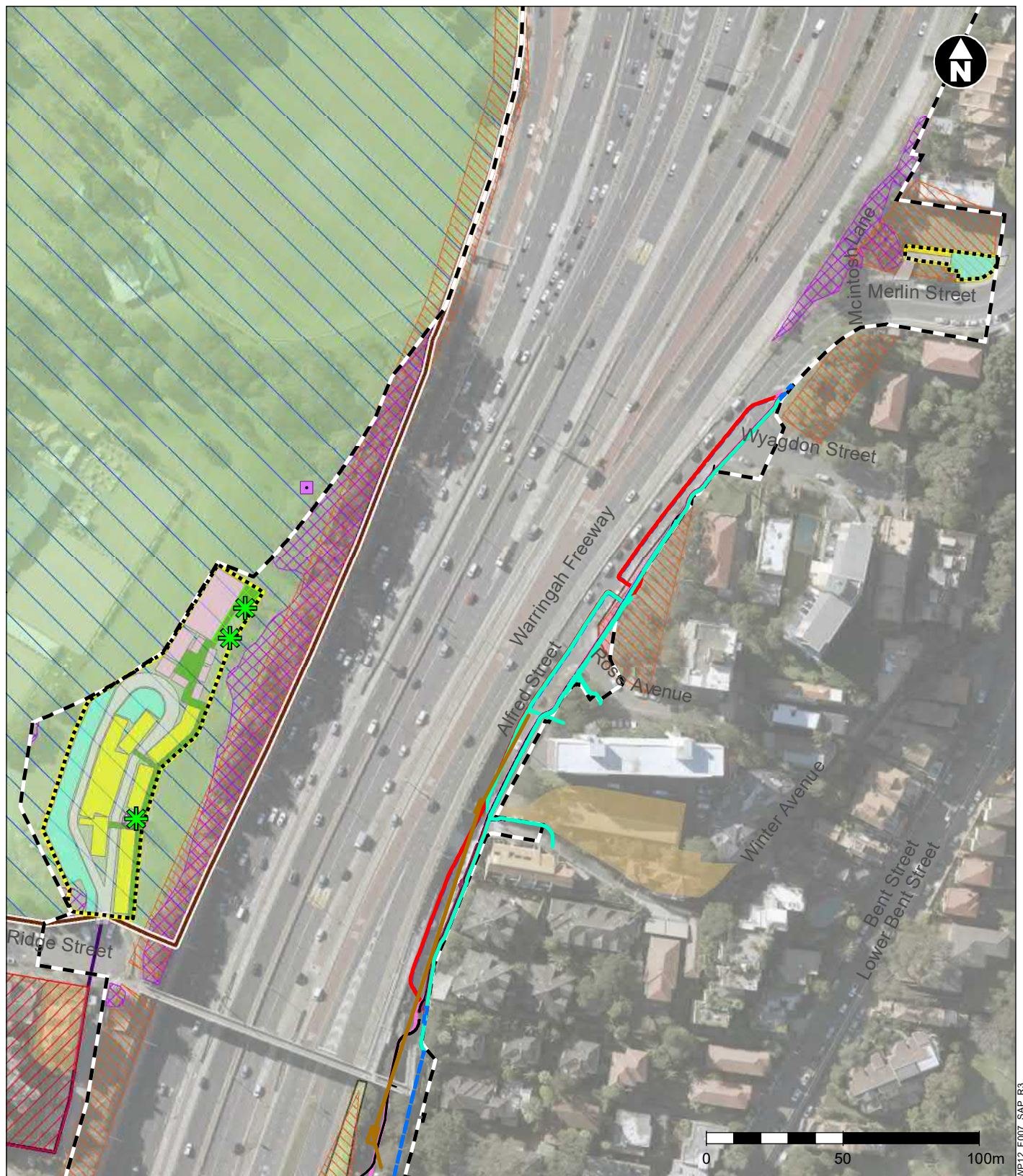
Appendix A6 Sensitive Area Plans



WPT12_F007_SAP_R3

- | | | | |
|------------------------|-------------------------------------|------------------------------------|--|
| Construction footprint | Ancillary Facilities boundary | State Heritage Act | Plant Community Types
[21/06/2020] |
| Utility works | Carpark | North Sydney LEP- | Exotic Plantings |
| Comms | Contamination Areas
[03/04/2020] | Conservation Area - General | Planted Median |
| Electricity | | North Sydney LEP-Item -
General | Urban Exotic/Native |
| HV | | Register of the National Estate | Native Plantings |
| LV | | State Heritage Register | |
| Optus | | Curilages [30/05/2017] | |
| TPG | | | |
| Telstra | | | |
| Verizon | | | |
| Water | | | |

Sensitive Area Plan - North Sydney area



WP12_F007_SAP_R3

Construction footprint

Utility works

- Electricity
- HV
- LV
- Optus
- TPG
- Telstra
- Sewer

Ancillary Facilities boundary

- Site Accommodation
- Access Track
- Carpark
- Walkway
- Laydown Area
- Contamination Areas [03\04\2020]
- Threatened Flora Species Nov17 [01\11\2017]

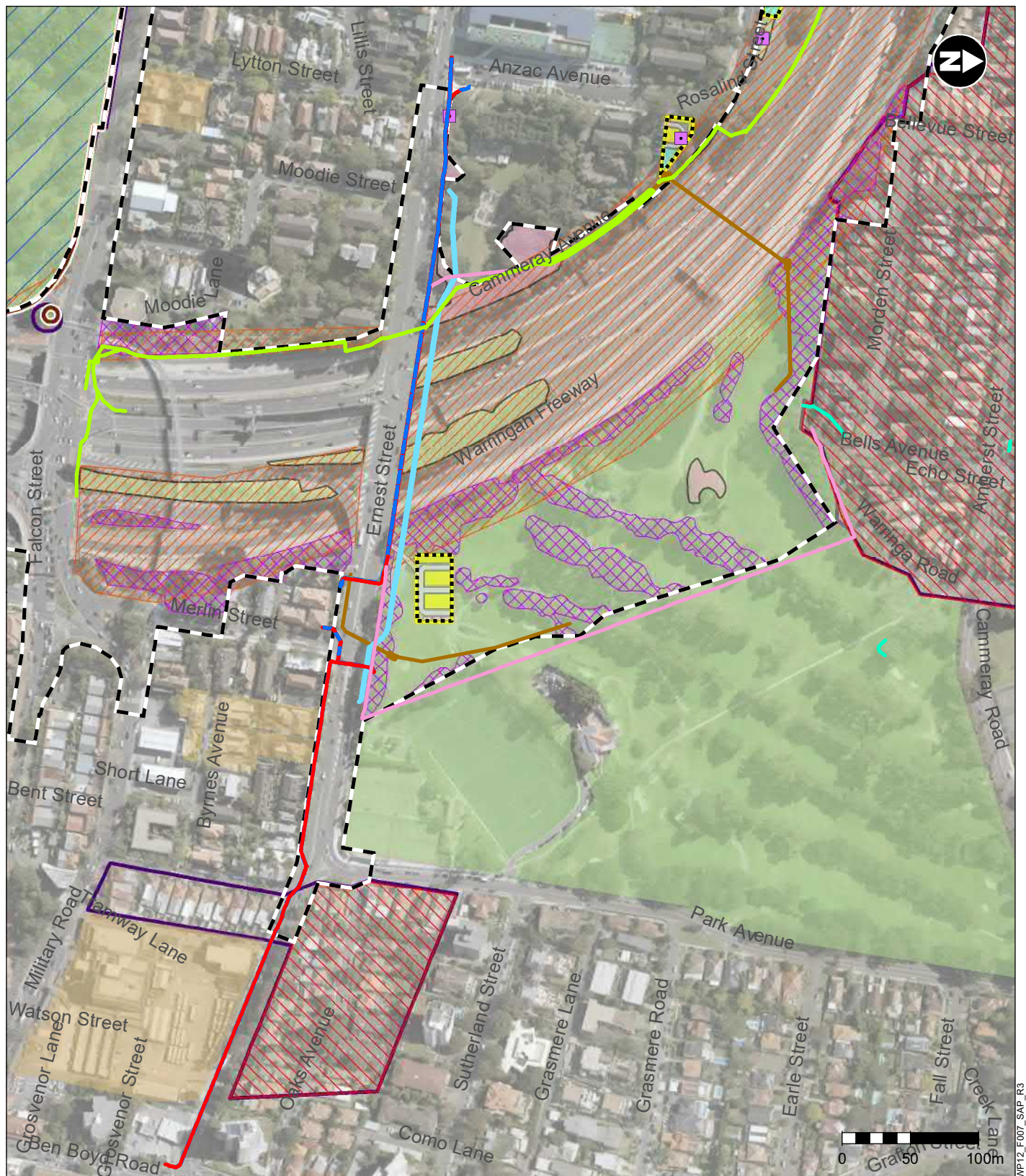
State Heritage Act

- North Sydney LEP- Conservation Area - General
- North Sydney LEP-Item - General
- North Sydney LEP-Item - Landscape
- Register of the National Estate
- State Heritage Register Curilages [30\05\2017]

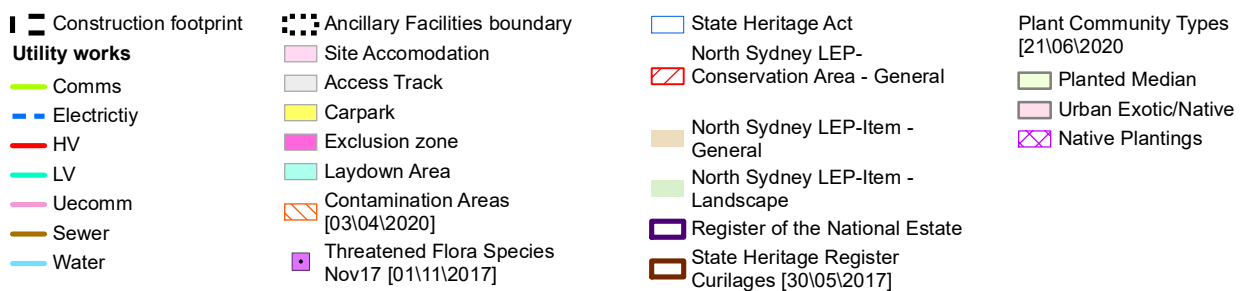
Plant Community Types [21\06\2020]

- Planted Median
- Urban Exotic/Native
- Native Plantings
- Tree Protection Zone

Sensitive Area Plan - Neutral Bay area



WP12_F007_SAP_R3



Sensitive Area Plan - Cammeray area

Environmental Incident Classification and Reporting Procedure

Roads and Maritime Services | November 2018

Document No. | RMS 17.374 | Version 5.1

About this release

Title	Environmental Incident Classification and Reporting Procedure
--------------	---

Approval		
Prepared by	Environment Manager Performance Improvement	Scott Machar
Reviewed by	Director Environment Operations	Sally Durham
Approved by	Director Environment	Michael Crowley

Document Control			
Version	5.1	Release date	November 2018
Publication Number	RMS 17.374	ISBN	978-1-925659-57-3

Contents

About this release	3
Acronyms and definitions	5
1. Introduction	6
1.1 Aim	6
1.2 Objectives	6
1.3 Scope and coverage	6
2. Environmental incident classification	7
3. Environmental incident response	10
3.1 Considerations and steps for environmental incident response	10
3.2 Critical incidents	13
4. Environmental incident reporting	14
4.1 Environmental incident report form	14
4.2 Completing the incident report form	14
4.3 Submitting the incident report form	14
4.4 Roads and Maritime contacts	15
5. Regulatory agency notification	15
5.1 Notification of Material Harm pollution incidents	15
5.1.1 Definition of Material Harm pollution incidents	15
5.1.2 Determining if an incident should be considered Material Harm	15
5.1.3 Relevant authorities to notify	16
5.1.4 The relevant information to provide	17
5.2 Summary of other regulatory agency notification requirements	17
5.3 Requests for written reports from regulatory authorities (activities delivered internally by Roads and Maritime)	18

Acronyms and definitions	
Acronym	Definition
DE	(Roads and Maritime Services) Director Environment
DES	(Roads and Maritime Services) Director Environment Sydney
DPE	Department of Planning and Environment
Environmental harm	Any act that degrades or pollutes the environment
EPA	NSW Environment Protection Authority
EP&A Act	<i>Environmental Planning and Assessment Act 1997</i>
EPBC Act	<i>Environment Protection and Biodiversity Conservation Act 1999</i>
EPL	Environment Protection Licence
POEO Act	<i>Protection of the Environment Operations Act 1997</i>
REF	Review of Environmental Factors
Roads and Maritime	NSW Roads and Maritime Services
SEQC	(Roads and Maritime Services) Safety Environment and Quality Co-ordinator
SEQO	(Roads and Maritime Services) Safety Environment and Quality Officer
WHS	Work Health and Safety

1. Introduction

1.1 Aim

The Environmental Incident Classification and Reporting Procedure (the Procedure) aims to ensure Roads and Maritime Services workers and contractors understand how to classify, respond to and report environmental incidents that occur as a result of Roads and Maritime managed activities.

1.2 Objectives

The objectives of the Procedure are to:

- Ensure all relevant Roads and Maritime workers, managers and contractors are made aware of environmental incidents promptly and can respond accordingly
- Ensure site workers understand the immediate environmental incident reporting requirements
- Ensure all workers understand reporting timeframes, including statutory requirements
- Ensure incidents are reported to enable monitoring, sharing of lessons learnt and response to emerging environmental incident trends
- Comply with statutory obligations to report certain environmental incidents to regulators and other relevant government agencies (see [section 5.1](#)).

1.3 Scope and coverage

This Procedure is applicable to all Roads and Maritime activities where environmental incidents may occur. This includes (but is not limited to):

- Temporary activities, such as preliminary investigations (e.g. geotechnical and environmental surveys) and the construction and maintenance of Roads and Maritime assets
- Activities at Roads and Maritime properties and facilities
- Vessels operated by Maritime division
- Activities undertaken by contractors on behalf of Roads and Maritime.

The requirements of this Procedure must be communicated to all Roads and Maritime workers and contractors (e.g. during inductions) who are undertaking activities where incidents may occur.

The Procedure is for internal reporting processes, except where incidents are identified that need to be notified to regulators, and other relevant authorities (see [section 5.1](#)).

The procedure does NOT cover environmental incidents caused by:

- Operational road and traffic activities of the general public (e.g. vehicle accidents, fires caused by discarded cigarette butts)
- Boating accidents (except those involving Roads and Maritime vessels)
- Dumping of materials by members of the public on Roads and Maritime roadsides or land (except where hazardous materials are unexpectedly found during road construction or maintenance activities). Illegal dumping should be reported to the [NSW Environment Protection Authority \(EPA\)](#)
- Marine oil and chemical spills covered by the [National Plan for Maritime Environmental Emergencies](#) (Australian Maritime Safety Authority, 2014).

2. Environmental incident classification

There are three categories of environmental incidents, as detailed in Table 2.

Table 2: Environmental incident classification			
Category	Description	Examples	
Category 1	<p>Potential breaches of legislation or failures of process that result in actual off-site environmental harm, or residual on-site environmental harm or</p> <p>Works undertaken outside approved areas, without required approval or without environmental assessment or</p> <p>Any Material Harm pollution incident as defined by <u>Part 5.7 of the <i>Protection of the Environment Operations Act 1997</i> (POEO Act)</u>.</p>	Pollution Incidents	Discharge of waters from site not in accordance with any approval requirements (e.g. discharge criteria in an Review of Environmental Factors (REF) safeguard or Environment Protection Licence (EPL) condition)
			Pollution, or potential pollution, of waters
			Unmanaged vehicle tracking of materials or emissions of dust, offensive odours or noise beyond the site boundary that are not managed in accordance with approval requirements and/or might impact on nearby land users
			Pollution incidents that threaten harm to the health or safety of people (e.g. uncontrolled releases of hazardous substances)
			Unauthorised or illegal disposal or transport of waste
			A spill or other incident that causes pollution to land
		Conservation Breaches	Unauthorised harm or damage to native flora and fauna (terrestrial or aquatic/marine)
			Unauthorised dredging or reclamation works within a watercourse
			A fire caused by Roads and Maritime activities that travels beyond the boundary causing or potentially causing harm to the environment or community
		Heritage Breaches	Unauthorised harm to Aboriginal objects and Aboriginal places
			Unauthorised damage to any State or locally significant relic or Heritage item, or item listed on the <u>Roads and Maritime Section 170 register</u>

Table 2: Environmental incident classification

Category	Description	Examples	
		Planning and compliance breaches	<p>Failure to comply with the requirements of:</p> <ul style="list-style-type: none"> The <i>Environmental Planning and Assessment Act 1997</i> (EP&A Act), including exempt activities, Part 5 determinations and Part 5.1 approvals An <i>Environment Protection and Biodiversity Conservation Act 1999</i> (EPBC Act) approval An EPL A CEMP or environmental work method statement A permit from a regulator (e.g. under the <i>Fisheries Management Act 1994</i>)
Category 2	Failures of process or events that do not result in off-site environmental harm, or residual on-site environmental harm. These incidents may result in temporary on-site environmental harm that can be rectified to pre-existing conditions.	<p>A procedural, administrative or technical breach of environmental requirements, including:</p> <ul style="list-style-type: none"> Failure to prepare or submit required documents, reports or other correspondence Failure to comply with the requirements of: <ul style="list-style-type: none"> The <i>Environmental Planning and Assessment Act 1997</i> (EP&A Act), including exempt activities, Part 5 determinations and Part 5.1 approvals An <i>Environment Protection and Biodiversity Conservation Act 1999</i> (EPBC Act) approval An EPL A CEMP or environmental work method statement A permit from a regulator (e.g. under the <i>Fisheries Management Act 1994</i>). 	
		Spills and discharges that do not leave a site boundary and are cleaned up without residual on-site environmental harm, and the area of temporary impact can be restored to pre-existing conditions	
		A fire that is contained on site and does not cause or potentially cause adverse impact to the environment or community	
Reportable Event	An event or unexpected find that occurs outside the scope of reasonable environmental controls and mitigation measures	<p>Sediment or site water travelling beyond a site boundary, and where it can be demonstrated that:</p> <ul style="list-style-type: none"> Erosion and sediment controls were installed and maintained in accordance with an erosion and sediment control plan, and The cause of the incident was reasonably unforeseen or the weather (rain, wind etc) event exceeded the design capacity of controls. 	

Table 2: Environmental incident classification

Category	Description	Examples
		Note these events are considered to have occurred (and the response should commence in accordance with Section 3) when sediment or site water first travels beyond the site boundary (e.g. when an appropriately sized and maintained sediment basin commences overtopping)
		An unexpected archaeological find that is being managed in accordance with the "Roads and Maritime Standard Management Procedure - Unexpected Archaeological Finds"
		An unexpected threatened species find that is being managed in accordance with the "Roads and Maritime Biodiversity Guidelines – unexpected threatened species finds procedure"
		An unexpected find of contaminated soils, asbestos or other potentially hazardous substances during construction or maintenance works. Note that once a particular contaminant is identified or found for the first time (either during project planning or construction phases) it is then reasonably expected to be found, so additional finds need not be reported in this category.
Regulatory Action	Formal regulatory action from an environmental regulator (that has not already been reported in conjunction with another incident)	<p>Formal regulatory action from an environmental regulator includes, but is not limited to:</p> <ul style="list-style-type: none"> • Penalty infringement notices (PINs) • Clean up notices • Prevention notices • Official cautions / warnings • EPA show cause notifications.

Note: For any incident where there is associated formal regulatory action from an environmental regulator, copies of this correspondence must be forwarded to envops@rms.nsw.gov.au in addition to the Environmental Incident Report (see [section 4](#)).

3. Environmental incident response

3.1 Considerations and steps for environmental incident response

The step-by-step response for Category 1 incidents, Category 2 incidents and Reportable Events is detailed in Table 3.1a (activities undertaken by contractors) and Table 3.1b (activities undertaken by Roads and Maritime Regional Maintenance). However, some key points apply throughout all stages of the response to any environmental incident:

- If in doubt, treat all incidents as Category 1 to ensure reporting timeframes can be met
- Project teams should also undertake the following notifications as appropriate:
 - Roads and Maritime Corporate Communications for any incidents that have potential for community or media attention (see [section 4.4](#))
 - Roads and Maritime Work Health and Safety (WHS) Branch for any incidents that involve actual or potential risks to worker health and safety (see [section 4.4](#)).
- The person responsible for operational management of the site/activity shall assume responsibility for the response to the incident and direct actions as necessary and in accordance with this Procedure
- The Director Environment Sydney (DES) may reclassify the category of an incident where appropriate, in consultation with the relevant Roads and Maritime Environment Manager.

Any Regulatory Action received (that has not already been reported in conjunction with another incident) should be immediately forwarded to the envops@rms.nsw.gov.au mailbox, and followed by an immediate phone call to the relevant Roads and Maritime Environment Manager, who will immediately advise the DES. Consideration should then be given as to whether an environmental incident has occurred (see [section 2](#)) that should be reported in accordance with this section.

Table 3.1a: Environmental incident response – activities undertaken by contractors

Step	Action	Responsibility for completing action	Timeframe	
			Category 1 Incidents	Category 2 Incidents / Reportable Events
1	Stop work in relevant area (if necessary) and take actions to prevent adverse impact to human health or the environment. Note human health and safety is the primary concern, and no action should be taken if it is not safe to do so - in these instances emergency services should be contacted (phone triple zero).	Person who identifies incident	Immediate	Immediate
2	Advise the contractor site management team (and Roads and Maritime Corporate Communications and/or WHS Branch as appropriate)	Person who identifies incident	Immediate	Immediate
3	Advise the Roads and Maritime project management team and the relevant Roads and Maritime Environment Manager.	Contractor	Immediate	Day of the incident
4	Consider if the incident is a pollution incident that constitutes Material Harm in accordance with Part 5.7 of the POEO Act. For Material Harm pollution incidents, notify relevant agencies (see section 5.2). Sites with an EPL should implement their Pollution Incident Response Management Plan.	Contractor	Immediate	Immediate
5	Advise DES by phone. The DES may request photographs and a brief summary of known information via email. The following Roads and Maritime managers should also be notified by phone as relevant: <ul style="list-style-type: none"> Director Environment (Regions) Director Environment (Motorways). 	Roads and Maritime Environment Manager	Immediately following advice of the incident	N/A
6	Where relevant, notify incident to appropriate regulatory agency (see section 5.1). Note this does not refer to the requirement to notify Material Harm pollutions incidents (see Step 4).	Contractor	As required by legislation	As required by legislation
7	Complete the incident report form (see section 4.2), including sign-off from Roads and Maritime Project Manager, and submit to Roads and Maritime Environment Manager* (see sections 4.3 and 4.4).	Contractor	Within 3 business days of the incident	Within 3 business days of the incident
8	Sign and submit incident report form to envops@rms.nsw.gov.au .	Roads and Maritime Environment Manager	On the day of receipt of the form	On the day of receipt of the form
9	For Material Harm pollution incidents, provide a written report to each relevant authority (see section 5.2).	Contractor	Within 7 days of the incident	N/A
10	Undertake incident investigation (level of investigation to be appropriate to the severity of the incident) to determine root cause and any necessary corrective actions. Summarise findings in 'Incident Lessons Learnt' template and submit to Environment Manager for review.	Contractor	Within 1 month of incident	N/A
11	Submit final Incident Lessons Learnt to envops@rms.nsw.gov.au .	Roads and Maritime Environment Manager	Within 1 week of receipt	N/A
12	Consider the need for any required corrective actions to be addressed through a management system (e.g. corrective action request), and any required updates to a risk register.	Roads and Maritime Environment Manager and project team	As appropriate	As appropriate

*Alternate workflow / signatory arrangements may be required for projects where a third party is involved (e.g. a delivery authority). These arrangements can be confirmed with the relevant Roads and Maritime Environment Manager.

Table 3.1b: Environmental incident response – activities undertaken by Regional Maintenance (including contractors or RMCC on behalf of Regional Maintenance)

Step	Action	Responsibility for completing action	Timeframe	
			Category 1 Incidents	Category 2 Incidents / Reportable Events
1	Stop work in relevant area (if necessary) and take actions to prevent adverse impact to human health or the environment. Note human health and safety is the primary concern, and no action should be taken if it is not safe to do so - in these instances emergency services should be contacted (phone triple zero).	Person who identifies incident	Immediate	Immediate
2	Advise the Roads and Maritime site management team and the relevant Roads and Maritime Environment Manager and Safety Environment Quality Officer (SEQO) / Safety Environment Quality Co-ordinator (SEQC) (and Corporate Communications and/or WHS Branch as appropriate)	Person who identifies incident	Immediate	Immediate
3	Advise DES by phone. The DES may request photographs and a brief summary of known information via email. The relevant Regional Maintenance Manager must also be notified.	Environment Manager	Immediate	N/A
4	Consider if the incident is a pollution incident that constitutes Material Harm in accordance with Part 5.7 of the POEO Act. For Material Harm pollution incidents, notify relevant agencies (see section 5.2). Sites with an EPL should implement their Pollution Incident Response Management Plan.	DES	Immediately following advice of the incident	N/A
5	Where relevant, notify incident to appropriate regulatory agency (see section 5.1). Note this does not refer to the requirement to notify Material Harm pollutions incidents (see Step 4).	Environment Manager	As required by legislation	As required by legislation
6	Complete the incident report form (see section 4.2), including sign-off from Roads and Maritime Project Manager, and submit to SEQC (see section 4.3).	Relevant Roads and Maritime site representative	Within 3 business days of the incident	Within 3 business days of the incident
7	SEQC to sign and submit incident report form to relevant Environment Manager (see section 4.4).	SEQC	On the day of receipt of the form	On the day of receipt of the form
8	Sign and submit incident report form to envops@rms.nsw.gov.au .	Environment Manager	On the day of receipt of the form	On the day of receipt of the form
9	For Material Harm pollution incidents, provide a written report to each relevant authority (see section 5.2).	DES	Within 7 days of the incident	N/A
10	Undertake incident investigation (level of investigation to be appropriate to the severity of the incident) to determine root cause and any necessary corrective actions. Summarise findings in 'Incident Lessons Learnt' template and submit both to Environment Manager for review. Consider the need for any required corrective actions to be addressed through a management system (e.g. corrective action request), , and any required updates to a risk register.	SEQC	Within 1 month of incident	N/A
11	Submit final Incident Lessons Learnt to envops@rms.nsw.gov.au .	Roads and Maritime Environment Manager	Within 1 week of receipt	N/A

Copies of formal regulatory action from an environmental regulator (that has not already been reported in conjunction with another incident) must be forwarded to the relevant Roads and Maritime Environment Manager (and SEQC/SEQO for Regional Maintenance projects) and envops@rms.nsw.gov.au immediately upon receipt.

3.2 Critical incidents

Some Category 1 incidents require escalation so relevant members of the Roads and Maritime Executive are aware of the incident and ready to respond as necessary. Category 1 incidents will be deemed 'Critical Incidents' for escalation to the Executive when they have the potential for:

- Regulatory action (e.g. EPA Penalty Infringement Notice) and/or
- Reputational damage (e.g. media coverage) and/or
- Significant environmental harm.

Guiding factors that will be considered when determining whether there has been 'significant' environmental harm include:

- When there has been actual or potential harm to the health or safety of people or to the environment that is not trivial
- Actions required to prevent, mitigate or make good the actual or potential environmental harm are likely to exceed \$10,000

When a potential 'Critical Incident' is reported, the DES will immediately brief the Director Environment (DE) who will make a determination on whether it will be considered a 'Critical Incident'. The DE will then brief the Roads and Maritime Chief Executive and relevant Executive Director, as well as any other members of the Executive as appropriate. When the DE cannot be contacted, the DES will make the determination and make the relevant Executive briefings.

4. Environmental incident reporting

4.1 Environmental incident report form

The Environmental Incident Report Form should be completed for Category 1 incidents, Category 2 incidents and Reportable Events, and is available on the [Roads and Maritime website](#).

4.2 Completing the incident report form

All parts of the Incident Report Form must be completed in accordance with this procedure and following the instructions within the form. The Form (and any subsequent reports) must only include factual information. Speculation about the causes and outcomes of incidents are not to be included.

The Form must be signed by the following:

Signatory	Reason
The person making the report	The person witnessed the incident or has the most knowledge of the incident, and can provide sufficient factual information.
The Roads and Maritime Project Manager	To ensure all relevant Roads and Maritime parties can be made aware of the incident, and appropriate resources can be allocated and/or approved to respond to the incident. This also ensures the project management team are aware of any environmental performance trends if multiple incidents occur.
Safety Environment and Quality Co-ordinator (Roads and Maritime Regional Maintenance only)	To ensure Regional Maintenance management system staff are aware of the incident, and any necessary management system changes can be made once corrective actions and lessons learnt are finalised.
The relevant Roads and Maritime Environment Manager	Concurrence that the incident is adequately described, and the immediate actions and corrective actions are appropriate.

As noted in [Table 3.1a](#), alternate signatory arrangements may be required for projects where a third party is involved (e.g. a delivery authority). These arrangements can be confirmed with the relevant Roads and Maritime Environment Manager.

4.3 Submitting the incident report form

All Incident Report Forms must be populated, signed and submitted electronically (never printed / signed / scanned etc.) to enable Roads and Maritime to electronically capture the information entered in the form.

Completed Incident Report Forms should be submitted by the Roads and Maritime Environment Manager to the Environment Operations mailbox:

- envops@rms.nsw.gov.au

It is essential that a clear and consistent subject line convention is used to allow tracking of correspondence about each incident. All emails about an incident between all parties should structure the subject line as follows:

- Category X - project name / incident location - date
- For example, Category 1 – Main Road Upgrade – dd/mm/yy.

Where information cannot be gathered within the timeframes set out in this Procedure, the incident form should be submitted to the mailbox as a 'draft', whether or not the information contained is fully completed.

- For example, Category 1 – Main Road Upgrade – dd/mm/yy (DRAFT).

The Environment Manager should then request further information from the person making the report, and the final report should be submitted within the next 24 hours.

4.4 Roads and Maritime contacts

The relevant Environment Manager for each region and Project Office is the first point of contact for enquiries relating to environmental incidents. Current contacts for all Roads and Maritime Environment Managers can be found on the [Roads and Maritime website](#).

Environment Managers can also provide contact details for other relevant contacts during an incident, such as Communications or Work, Health and Safety. Hazards and occurrences that occur during Roads and Maritime activities should be reported through the Roads and Maritime WHS reporting line on 1300 131 469.

The DES oversees the application of this Procedure, and can be contacted in the absence of the relevant Environment Manager for Category 1 incidents:

- Phone - (02) 0428 608 758

5. Regulatory agency notification

5.1 Notification of Material Harm pollution incidents

5.1.1 Definition of Material Harm pollution incidents

Under Part 5.7 of the POEO Act, there is a duty to immediately notify (i.e. promptly and without delay) each relevant authority (see [section 5.1.3](#)) of a pollution incident where material harm to the environment is caused or threatened.

The POEO Act states that a pollution incident should be considered Material Harm if:

“(i) it involves actual or potential harm to the health or safety of human beings or to ecosystems that is not trivial, or

(ii) it results in actual or potential loss or property damage of an amount, or amounts in aggregate, exceeding \$10,000”

Material Harm only relates to pollution incidents. Other environmental incidents, such as conservation, heritage and planning breaches, are not included in the definition of a pollution incident.

5.1.2 Determining if an incident should be considered Material Harm

As soon as a person becomes aware of a pollution incident that has the potential to cause Material Harm, the Category 1 incident response should be followed (see [Table 3.1a](#) and [Table 3.1b](#) above). The determination on whether a pollution incident should be considered Material Harm should be made in accordance with [Table 5.1.2](#).

Table 5.1.2: Determination of Material Harm pollution incidents

Project delivery	Material Harm determination
Activities undertaken by Regional Maintenance	<p>The DES should make the determination (and any associated notifications) on whether a pollution incident should be considered Material Harm.</p> <p>If the DES is not available, the relevant Environment Manager should seek advice from other Roads and Maritime Environment Branch Directors, or make the material harm determination themselves.</p> <p>If no assistance can be obtained and it is suspected that a pollution incident should be considered Material Harm, the project should notify the relevant authorities in accordance with Table 5.1.3a or Table 5.1.3b (as relevant).</p>
Activities undertaken by contractors	<p>The contractor project team should make the determination (and any associated notifications) on whether a pollution incident should be considered Material Harm.</p> <p>The relevant Roads and Maritime Environment Manager or Environment Branch Director may contact the DES to assist in making an assessment of the incident, to aid the contractor in determining if the pollution incident should be considered Material Harm.</p> <p>Where Roads and Maritime believes a pollution incident should be considered Material Harm but the contractor disagrees, Roads and Maritime is required by law to notify EPA and other relevant authorities. In this instance the DES or DE would make a determination on whether the incident should be notified by Roads and Maritime as Material Harm. Roads and Maritime would provide details of any notifications made to the contractor.</p>

Even if only limited information is available for a pollution incident being considered Material Harm, each relevant authority must be immediately notified with the information available and updates provided as soon as further relevant information becomes available.

In circumstances where there is doubt about the need to notify a pollution incident as Material Harm, Roads and Maritime and its contractors should always err on the side of notification.

When in doubt, communicate!

Note: Roads and Maritime is not responsible for notifying a Material Harm pollution incident caused by a traffic or vehicle accident where notification has already occurred by someone at the scene. However, if it is believed notification has not been undertaken, Roads and Maritime should undertake notification in accordance with [section 5.1.3](#). Environment Branch can provide advice in this instance (see [section 4.4](#)).

5.1.3 Relevant authorities to notify

The relevant authorities that must be notified for a Material Harm pollution incident are listed in tables [5.1.3a](#) and [5.1.3b](#) below. It is important to note the order of notification and phone numbers to use can vary depending on the nature of the pollution incident, as detailed in the two tables.

All of the authorities listed (whether considered relevant or not) must be contacted for each Material Harm pollution incident to satisfy POEO Act requirements. Serious penalties apply to both individuals and corporations for failing to notify Material Harm pollution incidents:

- Maximum penalty for individuals - \$500,000
- Maximum penalty for corporations - \$2,000,000.

Table 5.1.3a: Authorities to notify for Material Harm pollution incidents that present an immediate threat to human health or property

Order	Authority	Contact Number
1	Fire and Rescue NSW	000
2	NSW EPA environment line	131 555
3	Ministry of Health (via the local Public Health Unit)*	Contact 1300 066 055 to be directed to the local Public Health Unit, or visit the NSW Health Website
4	SafeWork NSW	131 050
5	The Appropriate Regulatory Authority*, being either: <ul style="list-style-type: none"> • Local council • Western Lands Commissioner for the Western Division (except any part of the Western Division within the area of a local council). 	Local council - contact Office of Local Government on 4428 4100, or visit the Office of Local Government website Western Lands Commissioner – phone 6883 5400

Table 5.1.3b: Authorities to notify for Material Harm pollution incidents that do NOT present an immediate threat to human health or property

Order	Authority	Contact Number
1	NSW EPA environment line	131 555
2	The Appropriate Regulatory Authority*, being either: <ul style="list-style-type: none"> • Local council • Western Lands Commissioner for the Western Division (except any part of the Western Division within the area of a local council). 	Local council - contact Office of Local Government on 4428 4100, or visit the Office of Local Government website Western Lands Commissioner – phone 6883 5400

3	Ministry of Health (via the local Public Health Unit)*	Contact 1300 066 055 to be directed to the local Public Health Unit, or visit the NSW Health Website
4	SafeWork NSW	131 050
5	Fire and Rescue NSW	1300 729 579

* The appropriate contact for the Appropriate Regulatory Authority and Public Health Unit will vary according to the geographic location of the activity. These contact numbers should be found in advance and stored for immediate access (e.g. in a project's Construction Environmental Management Plan and/or on site notice boards) should a pollution incident need to be notified.

5.1.4 The relevant information to provide

It is important to avoid speculation on origin, causes or outcomes of a pollution incident in discussions with the authorities. Section 150 of the POEO Act provides the information that needs to be notified, being:

- The time, date, nature, duration and location of the incident
- The location of the place where pollution is occurring or is likely to occur, the nature, the estimated quantity or volume and the concentration of any pollutants involved, if known
- The circumstances in which the incident occurred (including the cause of the incident, if known)
- The action taken or proposed to be taken to deal with the incident and any resulting pollution or threatened pollution, if known
- Other information prescribed by the regulations.

Only known information should be provided when notifying of a Material Harm pollution incident. If further information becomes known after the initial notification, that information must immediately be notified to all authorities in accordance with Section 150 (see above). The immediate verbal notification is to be followed by written notification to each relevant authority within seven days of the date on which the incident occurred.

Complying with these notification requirements does not remove the need to comply with any other legislative requirements for incident notification (e.g. requirements under EPL conditions or the Work Health and Safety Act 2011).

5.2 Summary of other regulatory agency notification requirements

Specific statutory requirements relating to the notification of environmental incidents to relevant regulatory agencies are summarised in Table 5.2. Additional requirements adopted by Roads and Maritime are indicated in *italics*. Any notification to regulatory agencies should be indicated in the Environmental Incident Report Form to confirm that any required notifications have been initiated.

Table 5.2: Regulatory agency notification requirements

Legislation / issue	Regulating authority	Section / requirement
<i>Commonwealth Aboriginal and Torres Strait Islanders Heritage Protection Act 1984</i>	Department of the Environment and Energy	Section 20 – requirement to notify the Minister of the discovery of Aboriginal remains.
<i>Contaminated Land Management Act 1997</i>	EPA	Section 60 – requirement to notify if Roads and Maritime activities have contaminated land or if Roads and Maritime owns land that has been contaminated.
<i>Heritage Act 1977</i>	Office of Environment and Heritage	Section 146 – requirement to notify the Heritage Council of the location of the relic once a relic has been discovered or located.
<i>National Parks and Wildlife Act 1974</i>	Office of Environment and Heritage	Section 89A – requirement to notify the location of an Aboriginal object that is the property of the Crown.

<i>Protection of the Environment Operations Act 1997</i>	<u>EPA</u> and other relevant authorities	Section 148 – requirement to immediately notify pollution incidents that cause or threaten Material Harm to the environment (see Section 5.1)
	<u>EPA</u>	<i>Pro-active reporting to the local EPA officer of offsite pollution incidents that occur as a result of Roads and Maritime activities is encouraged as soon as practicable after the pollution incident occurs.</i>
<i>Rural Fires Act 1997</i>	<u>NSW Rural Fire Service</u>	Section 64 – requirement to notify an appropriate fire officer of the inability to extinguish any fire burning during a bush fire danger period applicable to the land.
Breach of Conditions of Approval (projects approved under Part 5.1 of the EP&A Act)	<u>Department of Planning and Environment</u> (DPE)	DPE should be notified by the project proponent when there has been a breach of a Condition of Approval (CoA). There may also be other notification requirements included in the CoA.
<i>Water supply catchment areas</i>	<i>Local water supply authority</i>	<i>If an environmental incident has the potential for unapproved impacts on a drinking water supply, the relevant water supply authority must be advised.</i>

5.3 Requests for written reports from regulatory authorities (activities delivered internally by Roads and Maritime)

Should Roads and Maritime directly receive a request from a regulatory authority for a written report regarding an environmental incident, Environment Branch and Legal Branch must be immediately contacted for advice. No further correspondence (including email) about the incident should be distributed either internally or externally until advice is received. Environment Branch will coordinate with Legal Branch to:

- Assist in the investigation of the incident
- Provide legal advice to the project
- Co-ordinate the preparation of the written response to the regulatory authority.



rms.nsw.gov.au



13 22 13



Customer feedback
Roads and Maritime
Locked Bag 928,
North Sydney NSW 2059

November 2018
RMS 17.374
ISBN: 978-1-925659-57-3

Appendix A8 Environmental Inspection Checklist

Date:	Inspection No.
Site / Area Inspected:	Weather Conditions:
Activities:	Inspected By:

Instructions: A tick (✓) should be placed in the **Yes/No** box. If an item is not applicable, write **N/A**.

If action is identified and fixed immediately, details are to be recorded in the **Comments and Actions** column.

If an item cannot be fixed immediately or by close of business the same day; or is recurring and/or not rectified by the next inspection, then it will be recorded as an **Action Item** in the ACTION PLAN section at the end of this checklist. Participants of inspections are free to use photographs, drawings and/or diagrams to assist with identifying and outlining requirements around environmental actions.

1. General	Yes	No	Comments & Actions
1.1 Is the site generally in a tidy condition and demonstrate good housekeeping			
1.2 Materials, equipment and infrastructure stored within designated compound areas			
1.3 Are construction-related activities/disturbance contained within the construction area(s)			
1.4 Access to private properties unobstructed			
1.5 Site and work areas kept secure and fences maintained			
1.6 No evidence of noisy activities being undertaken outside approved hours			
1.7 Site boundaries clearly demarcated			
2. Traffic Control	Yes	No	Comments & Actions
2.1 Traffic routes adjacent to site remain unobstructed			
2.2 Minimal traffic and access disruptions caused by construction			
2.3 Access maintained where vehicles enter and exit onto public paved roads			
3. Erosion & Sediment Control	Yes	No	Comments & Actions
3.1 Are Erosion and sediment controls present for the work area and in line with the SEP/ESCP? Have water bodies, path of travel and sensitive			

areas been identified in the SEP/ ESCP?			
3.2 Are erosion and sediment controls appropriately installed, maintained and in good working order?			
3.3 Is all dewatering occurring in a controlled manner, under a Dewatering Permit?			
3.4 Are water discharge and erosion and sediment control monitoring activities occurring as necessary?			
3.5 Are controls in place to prevent mud and dirt from tracking onto public roads?			
3.6 Stormwater drainage lines free of debris and sediment build up			
4. Hazardous Materials and Spill Management	Yes	No	Comments & Actions
4.1 Chemicals and hazardous materials stored in bunded areas			
4.2 Hazardous materials suitably labelled, and sign posted			
4.3 Spill kits readily accessible and maintained			
4.4 Refueling of construction plant and equipment controlled			
4.5 No obvious signs of spills, leaks etc.			
4.6 Are measures in place to prevent spillage from equipment (i.e. generators), such as integrated bunding, earth mounding etc.			
4.7 Are measures in place to prevent any spillage from reaching protected places, watercourses and/or property boundaries (i.e. temporary bunding, earth mounding etc.)?			
5. Noise and Vibration	Yes	No	Comments & Actions
5.1 Equipment / Plant switched off when not in use			
5.2 No evidence of tonal or intrusive noise at nearby residences			
5.3 No evidence of vibration impacts at residences			
5.4 Have appropriate noise and vibration controls been applied to the works as per the SEP? Are controls preventing noise and vibration impacts to the local community and environment?			
5.5 Are site working hours adhered to? Have there been any recent complaints or noted exceedances of noise and/or vibration criteria?			

5.6	Are all operations, including deliveries, occurring within approved working hours and/or permits?			
5.7	Have Out of Hours Work Permits been issued for any works occurring outside of approved working hours, has this included consultation with relevant stakeholders where necessary?			
5.8	Are noise and vibration monitoring activities occurring as necessary?			
6.	Flora, Fauna, Weeds & Clearing Activities	Yes	No	Comments & Actions
6.1	Are project (including clearing) limits identified and physically demarcated? Are all protected no-go zones and flora areas identified, physically demarcated and clearly signed to prevent unauthorised entry?			
6.2	Are all clearing works occurring under a Clearing Permit? Have Clearing Permits been approved and issued including consultation with relevant stakeholders?			
6.3	Are measures in place and adequate for the clearing activity as per the Clearing Permit?			
6.4	Are all mobile plant and vehicles, including deliveries using designated travel routes, site access tracks and lay-down areas?			
6.5	Are mobile plant and vehicles clean of any mud or organic material, prior to arriving or departing from site to prevent the spread of weeds and disease?			
6.6	Are there any areas requiring weed management?			
7.	Air Quality	Yes	No	Comments & Actions
7.1	Are adequate dust control measures present for the work area to prevent dust leaving the site?			
7.2	Practicable dust measures in place			
7.3	Evidence that daily weather reported provided to supervisors			
7.4	Construction vehicles, mobile plant and machinery maintained to minimise exhaust emissions.			
7.5	Are there any areas that require stabilisation or revegetation to prevent wind erosion/generation of dust?			

ENVIRONMENTAL INSPECTION CHECKLIST





Sydney Program Alliance

8. Waste and Resource Management	Yes	No	Comments & Actions
8.1 Waste receptacles accessible, clearly marked and in a designated area			
8.2 Recyclable material separated			
8.3 Waste bins adequately serviced and emptied			
8.4 Are Controlled, Regulated and/or Listed wastes being tracked?			
9. Heritage Management	Yes	No	Comments & Actions
9.1 Required protection measures maintained? (i.e. physical demarcation / barriers / fencing in place?)			
9.2 No evidence of destruction, defacement or damage to any heritage objects or places? (including no plant, equipment, materials leaning against or stored in proximity/contact with heritage structures, items, etc.)			

ACTION PLAN

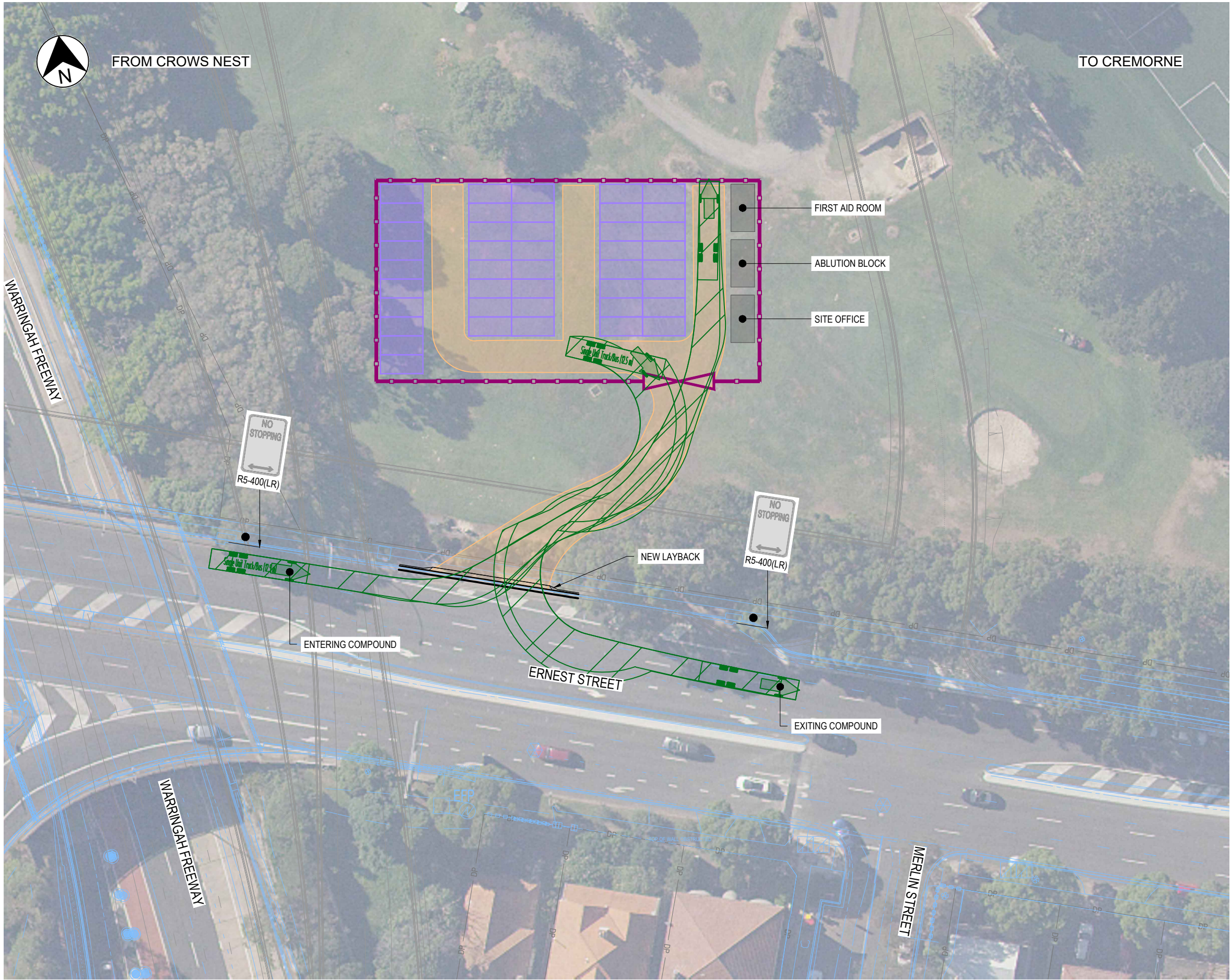
Item No.	Required Corrective Action	Person Responsible	Completed – Date / Initials

Appendix A9 Indicative ancillary facility layouts

DRAWING FILE LOCATION \ NAME S:\Dropbox (CCE)\1672 R1672-JHS-2nd Harbour Crossing Enabling Works\5.1 CAD\R1672-JHS-CI-DW-RIDGE ST.dwg				PROJECT BREAKDOWN STRUCTURE		PROJECT DRAWING NUMBER		PLOT BY A SHARMA		CLIENT  Transport Roads & Maritime Services		NORTH SYDNEY COUNCIL WARRINGAH FREEWAY UPGRADE EARLY WORK PACKAGE A		A3	
REV DATE AMENDMENT / REVISION DESCRIPTION APPROVAL				SCALES ON A3 SIZE DRAWING		DRAWINGS / DESIGN PREPARED BY				NAME DATE SIGNED					
A 01/06/2021 FOR INFORMATION								DRAWN		AS 01/06/2021					
								DESIGN		- -					
								DESIGN CHECK		- -					
								APPROVAL		- -					
				CO-ORDINATE SYSTEM MGA ZONE 56 - GDA 94		HEIGHT DATUM AHD						DRAWING No. R1672-JHS-CI-DW-RIDGE-001 REV A			

THIS DRAWING MAY BE PREPARED IN COLOUR AND MAY BE INCOMPLETE IF COPIED

150mm ON A3 SIZE ORIGINAL



LEGEND

- GENERAL
- SURVEY
 - DP
 - FUTURE WORK (BY OTHERS)
 - PROPOSED EARTH WORKS
 - PROPOSED LAYDOWN
 - PROPOSED ACCESS TRACK
 - PROPOSED SITE ACCOMMODATION
 - PROPOSED PARKING SPACE
 - WATER-FILLED BARRIER
 - ATF FENCING
 - GATE
 - PROPOSED VEHICLE TURNING PATH
 - SINGLE UNIT TRUCK/BUS
 - PROPOSED SIGNPOST
 - EXISTING SIGNPOST TO BE REMOVED
 - EXISTING SIGNPOST TO BE REMAINED
 - EXISTING SIGN TO REMAIN
 - EXISTING SIGN TO BE BAGGED/REMOVED
 - PROPOSED SIGN

NOTES

1. REFER TO TRAFFIC CONTROL PLANS (TCPs) FOR TEMPORARY SIGNAGE.


NOT FOR CONSTRUCTION

DRAWING FILE LOCATION \ NAME	PLOT DATE \ TIME	PLOT BY
C:\users\huang\appdata\local\projectwise\jacobs_auz_ie\d0430427\SPA-JGA-DRW-CST-WP12-1-0401.dwg	19/03/2021 5:28:32 PM	HuangE
DESIGN MODEL FILE(S) USED FOR DOCUMENTATION OF THIS DRAWING	REV	DATE
	A	19/03/2021
AMENDMENT / REVISION DESCRIPTION	APPROVAL	
ISSUED FOR FINAL DESIGN	F NAPOLITANO	

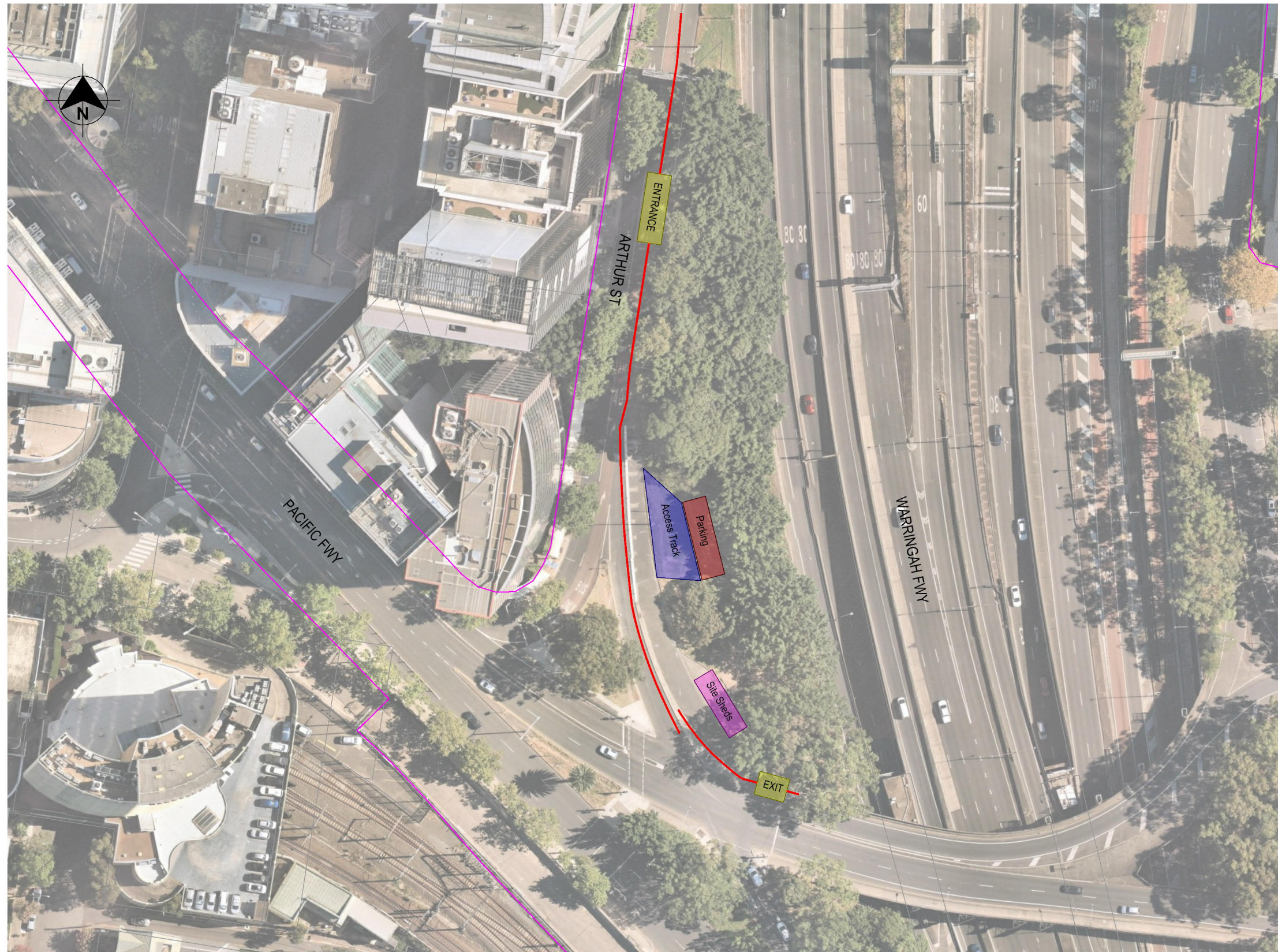
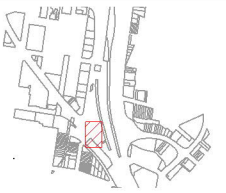
PROJECT BREAKDOWN STRUCTURE
SCALES ON A3 SIZE DRAWING
SCALE 1:500
CO-ORDINATE SYSTEM
MGA ZONE 56
HEIGHT DATUM
AHD

JACOBS DOCUMENT NUMBER
SPA-JGA-DRW-CST-WP12-1-0401
DRAWINGS / DESIGN PREPARED BY
SYDNEY PROGRAM ALLIANCE


PLOT DATE / TIME		PLOT BY
19/03/2021		HuangE
TITLE	NAME	DATE
DRAWN	E HUANG	
DRG CHECK	S GALLOWAY	
DESIGN	J WEBBER	
DESIGN CHECK	R TIRICOVSKI	
DESIGN MNGR	R WAUGH	
PROJECT MNGR	F NAPOLITANO	





CHECK PRINT		
Date: 19 Mar 2021, - 17:28:29		
PRELIMINARY	FINAL	DATE
 Transport for NSW		
DISCIPLINE		
DISCIPLINE		
DISCIPLINE		
BACKDRAFTED/CORRECTED		
CONFIRMED		

CITY OF NORTH SYDNEY COUNCIL	ALFRED STREET NORTH	A3
WESTERN HARBOUR TUNNEL AND BEACHES LINK	WARRINGAH FREEWAY UPGRADE EARLY WORKS PACKAGE B	
CONSTRUCTION STAGING	STAGING PLAN - GOLF COURSE COMPOUND	
TNSW REGISTRATION No.		PART
ISSUE STATUS	EDMS No.	SHEET No.
FINAL DESIGN		CST-0401



Legend

-  Site Sheds
 Parking
 Entrance/Exit
 Access Track
 EIS Boundary
 Barriers
 (concrete/waterfilled)

DRAWING FILE LOCATION \ NAME S:\Dropbox (CCE)\1672 R1672-JHS-2nd Harbour Crossing Enabling Works\5 Drawings\5.1 CAD\R1672-JHS-CI-DW-ARTHUR ST.dwg				PROJECT BREAKDOWN STRUCTURE		PROJECT DRAWING NUMBER		PLOT BY A SHARMA				CLIENT <div> Transport Roads & Maritime Services</div>		NORTH SYDNEY COUNCIL WARRINGAH FREEWAY UPGRADE EARLY WORK PACKAGE A		A3																																			
<table><tr><th>REV</th><th>DATE</th><th>AMENDMENT / REVISION DESCRIPTION</th><th>APPROVAL</th></tr><tr><td>A</td><td>04/06/2021</td><td>FOR INFORMATION</td><td></td></tr><tr><td></td><td></td><td></td><td></td></tr><tr><td></td><td></td><td></td><td></td></tr><tr><td></td><td></td><td></td><td></td></tr></table>				REV	DATE	AMENDMENT / REVISION DESCRIPTION	APPROVAL	A	04/06/2021	FOR INFORMATION														SCALES ON A3 SIZE DRAWING		DRAWINGS / DESIGN PREPARED BY		<table><tr><td></td><td>NAME</td><td>DATE</td><td>SIGNED</td></tr><tr><td>DRAWN</td><td>AS</td><td>04/06/2021</td><td></td></tr><tr><td>DESIGN</td><td>-</td><td>-</td><td></td></tr><tr><td>DESIGN CHECK</td><td>-</td><td>-</td><td></td></tr><tr><td>APPROVAL</td><td>-</td><td>-</td><td></td></tr></table>					NAME	DATE	SIGNED	DRAWN	AS	04/06/2021		DESIGN	-	-		DESIGN CHECK	-	-		APPROVAL	-	-	
				REV	DATE	AMENDMENT / REVISION DESCRIPTION	APPROVAL																																												
				A	04/06/2021	FOR INFORMATION																																													
	NAME	DATE	SIGNED																																																
DRAWN	AS	04/06/2021																																																	
DESIGN	-	-																																																	
DESIGN CHECK	-	-																																																	
APPROVAL	-	-																																																	
																																																			
																																																			



Existing fence



3 dedicated parking for
Sydney Train Staff

5 dedicated Train Crew/
Station Staff parking
spaces

Footpath (1m wide)

Parking Spots
2.5 X 6.3m

2 x trailer mounted units
2.5m x 7.7m each

Temporary fence

Gate to ST rail corridor

OHWS NS 4+903

LEGEND

Pedestrian crossing	
Footpath	
WFU Parking Spot	
Ancillary area	
Temporary Fence	
Parking for Sydney Train staff	
No standing zone	
Generator	
Kerb separation	
Parking for Train Crew/Station Crew	



WP12 Early Works - Proposed Blue Street Site Compound layout
Interim arrangement

Appendix A10 Stockpile Management Protocol

Stockpile Management Protocol

Western Harbour Tunnel and Warringah
Freeway Upgrade

Stage 1A Early and Enabling Works - Critical utility
installation, relocation and protection works

Transport for NSW

THIS PAGE LEFT BLANK INTENTIONALLY

Stockpile Management Protocol

Western Harbour Tunnel and Warringah Freeway Upgrade

Stage 1A Early and Enabling Works - Critical utility installation, relocation and protection works

March 2021

Contents

1	Purpose.....	8
2	Induction/Training.....	9
3	Stockpile location criteria.....	9
4	Protocol	11
5	Compliance.....	13

Appendices

- Appendix A Stockpile location assessment and permit
- Appendix B Example stockpile site register

Document control

Approval

Title	Critical utility installation, relocation and protection works Stockpile Management Protocol
Document No/Ref	SPAWP12-JHG-PAP-ENV-0-0009

Version control

The below document status table is for tracking the revisions of this Protocol, while the project is in construction. The version control table is to be used to track revisions, including those incorporating changes following agency comments.

It may be modified where necessary to fit with requirements of the individual project.

Revision	Date	Description	Approval
0	12/02/2021	First inclusion in CEMP for TfNSW & ER review	DL
1	19/03/2021	Minor update following ER comments	AL

Glossary / abbreviations

Abbreviation	Expanded text
CoA	Condition of Approval
CUT	Critical utilities installation, relocation and protection
DPIE	Department of Planning, Industry and Environment
EEC	Ecological Endangered Community
EIS	Environmental Impact Statement
ESCP	Erosion and Sediment Control Plan
Project, the	Western Harbour Tunnel Warringah Freeway Upgrade
Protocol, this	Stockpile Management Protocol
SPA	Sydney Program Alliance
TfNSW	Transport for NSW
WFU	Warringah Freeway Upgrade
WFUEW	Warringah Freeway Upgrade Early Works
WFUMW	Warringah Freeway Upgrade Main Works
WHT	Western Harbour Tunnel
WHTBL	Western Harbour Tunnel Beaches Link
WHTWFU	Western Harbour Tunnel Warringah Freeway Upgrade

1 Purpose

This Stockpile Management Protocol has been prepared to comply with the Conditions of Approval (CoA) for the Project. The definitions of Ancillary Facilities within the Infrastructure Approval includes the statement:

“Where an approved CEMP contains a stockpile management protocol, a material stockpile area located within the construction boundary is not considered to be ancillary facilities”

This Protocol will ensure that stockpiles are managed using appropriate mitigation measures and will be used to gain approval for all stockpiles that are not already approved within the Construction Environmental Management Plan (CEMP). This Protocol has been prepared with consideration of the Transport for NSW (TfNSW) Stockpile Site Management Guideline (May 2011).

2 Induction/Training

Personnel involved in planning or managing stockpiles will be trained in the requirements of this Procedure. Training will also include inductions, toolbox talks, pre-starts and targeted training as required.

3 Stockpile location criteria

Stockpiles sites on the Project shall be assessed against the following criteria:

- Located 5 metres away from areas of concentrated water flow;
- Located at least 10m away from a watercourse
- Have ready access to project or road network
- Located on relatively level land
- Located to minimize the need for heavy vehicles to travel on local streets and / or through residential areas
- Not unreasonably affect the land use of adjacent properties
- Located so that the appropriate erosion and sediment control measures can be installed and will operate effectively
- Located on land above the 20 ARI flood level unless a contingency plan to manage flooding is prepared and implemented
- •On land that does not require the removal of threatened species (beyond those already impacted by the project)
- •On land that does not require the removal of Endangered Ecological Communities (EEC) (beyond those already impacted by the project) or within the tree protection zone (in accordance with AS 4970) of EEC
- •On land that does not require the removal of roosting habitat for listed threatened fauna species (beyond those already impacted by the project)
- Provides sufficient area for the storage of raw materials to minimize, to the greatest extent practical, the number of deliveries required outside of construction hours
- Positioned in areas where minimal visual and light spill impacts anticipated at the nearest residence.
- Positioned in areas where minimal noise and vibration impacts anticipated at the nearest residence
- Located in areas that will not impact on heritage sites (beyond those already impacted by the project)
- Located within the approved Project boundary.

Prior to use, proposed stockpiles will be assessed under the Stockpile Location Permit (Appendix A). The Stockpile Location Permit determines who is to provide approval and considers if a Minor Consistency Review is to be undertaken.

Stockpiles that are within the construction footprint and are in place for less than 30 days do not require approval under the Stockpile Location Protocol and Permit.

Approved stockpile locations are to be marked-up on Erosion and Sediment Control Plans (ESCP) or relevant site plans and recorded in the project Stockpile Register (example located in Appendix B).

4 Protocol

Prior to the establishment of any stockpile on site as part of the project, ensure that:

1. The location of the stockpile is to be considered against the site selection criteria contained in Section 5 and requires prior approval via a Stockpile Location Permit (Appendix A). The Stockpile Location Permit determines who is to approve the stockpile and if a Minor Consistency Review is to be undertaken.
2. Site-specific mitigation measures, where they are necessary to further reduced impacts, are identified and detailed in the 'Stockpile Location Permit'.
3. Mitigation measures for each stockpile site include as a minimum:
 - Materials will not be stockpiled within the tree protection zone (in accordance with AS 4970) of trees or native vegetation to be retained, and never pushed up around the base of trees. Trees are not to be flooded or soils caused to be waterlogged as a result of stockpile development
 - An ESCP will be prepared and implemented in advance of stockpiling. ESCPs will be updated
 - The ESCP will detail soil and water management measures consistent with Managing Urban Stormwater - Soils and Construction Vols 1 and 2, 4th Edition (Landcom, 2004) to minimise soil erosion and the discharge of sediment and other pollutants to land and/or waters. This may include:
 - Erosion and sedimentation controls will be erected between the site and any drainage lines or down-slope areas
 - A diversion bund will be installed on the uphill side of the stockpile to divert water around the site, unless run on water is 'dirty' construction water. Where this occurs 'dirty' run on water shall be diverted to erosion and sediment controls
 - Erosion and sediment control structures shall remain installed and maintained until sufficient stabilisation is achieved as per the Blue Book
 - Separating 'clean' run-on water from 'dirty' construction area run-off
 - Maximising the diversion of turbid construction runoff into detention/sediment basins.
 - Controlling run-off during the construction of stockpiles (
 - Diverting stockpile run-off through sediment traps and into pits and the stormwater drainage system as soon as practical to reduce surface flow lengths and velocities.
 - Controls will be installed around all stockpiles that are in place for more than 10 days in order to prevent wind and water erosion. These controls will be in accordance with the ESCP
 - Stockpile areas will be monitored for odours on a regular basis during inspections. If nuisance odours are generated and are impacting sensitive receivers, odour control measures will be implemented, in accordance with the CEMP
 - Weed management measure will be undertaken progressively including weed spraying or covering the stockpile to prevent growth as appropriate. Topsoil that is not contaminated by weeds will be located separately to other stockpiles.
 - Dust management measures (including for vehicle movements associated with stockpiling activities) will be implemented in accordance with the requirements of the CEMP
 - Stockpile heights will be generally no greater than 2 meters with slopes no steeper than 2:1

- Mulch stockpiles must be monitored and turned over as required to avoid spontaneous combustion
 - Mulch stockpiles in high tannin generating vegetation should be:
 - Located 50m from water ways for mulch stockpiles that will be in place for duration of more than 1 month
 - Located 20m from water ways for mulch stockpiles that will be in place for duration of less than 1 month
 - Located on elevated ground where possible
 - Be fully bunded to ensure up-gradient water is prevented from entering the stockpile site, and to capture tannin impacted water. Bunds are to be impervious and 300mm high at a minimum. All bunded stockpiles that are in place for a period longer than one month must include a lined discharge point for overflow in extreme rainfall events
 - Managed in accordance with all other requirements specified in the Environmental Direction: Management of Tannins from Vegetation Mulch
 - Other relevant mitigation measures that are specified within the CEMP
 - Other mitigations measures that are required by an approved Stockpile Location Permit.
4. Topsoil stockpiles must:
- be free from subsoil, other excavated materials, contaminated materials, refuse, clay lumps and stones, timber or other rubbish
 - be trimmed to a regular shape to facilitate measuring and batter slopes not steeper than 2H:1V
 - have their batters stabilised
5. Following completion of work, carry out restoration of the stockpile sites as follows:
6. Stockpile that are within the construction footprint and are in place for less than 30 days do not require approval under the Stockpile Location Permit
7. The Stockpile Management Protocol is not required for stockpiles that are approved within the CEMP.

5 Compliance

Compliance with this Protocol will be tracked through weekly environmental inspections. Identified non-compliances will be reported to the SPA Environmental Manager and the appropriate management measures will be put in place to ensure ongoing compliance.

Appendix A – Stockpile location assessment and permit

Stockpile Location permit					
Date:		Location:			
#	Location based criteria	Yes	No	Permit approval requirement	Comments
1	Is the site located within the Approved Construction Footprint?			Yes = SPA EM. No = Consistency Assessment to be first approved by TNSW.	
2	Is the site on land that does not require the removal of threatened species (beyond those already impacted by the project)?			Yes = SPA EM. No = Consistency Assessment to be first approved by TNSW.	
3	Is the site on land that does not require the removal of EECs (beyond those already impacted by the project) or within the tree protection zone (in accordance with AS 4970) of EEC?			Yes = SPA EM. No = Consistency Assessment to be first approved by TNSW.	
4	Is the site on land that does not require the removal of roosting habitat for listed threatened fauna species (beyond those already impacted by the project);			Yes = SPA EM. No = Consistency Assessment to be first approved by TNSW.	
5	Are minimal noise and vibration impacts anticipated at the nearest residence?			Yes = SPA EM. No = Consistency Assessment to be first approved by TNSW.	
6	Are minimal visual and light spill impacts anticipated at the nearest residence?			Yes = SPA EM. No = Consistency Assessment to be first approved by TNSW.	
7	Is the site located in an area that does not impact on heritage sites beyond those already impacted by the project?			Yes = SPA EM. No = Consistency Assessment to be first approved by TNSW.	
8	Is the site located so that appropriate erosion and sediment control measures can be installed and will operate effectively?			Yes = SPA EM No = Amend proposal to facilitate controls.	
9	Is the site located so it does not unreasonably affect the land use of adjacent properties?			Yes = SPA EM. No = Amend proposal.	
10	Is the site located 5 metres away from areas of concentrated water flow?			Yes = SPA EM No = SPA EM to approve only if an approved ERSED plan is approved.	
11	Is the site located at least 10 metres from a watercourse?			Yes = SPA EM No = SPA EM to approve only if an approved ERSED plan is approved.	
12	Does the site have ready access to project or road network?			Yes = SPA EM No = Amend proposal	

Stockpile Location permit					
13	Is the site located to minimize the need for heavy vehicles to travel on local streets and / or through residential areas?			Yes = SPA EM No = Amend proposal	
14	Is the site located on relatively level land?			Yes = SPA EM No = SPA EM to approve only if an approved ERSED plan is approved.	
15	Is the site located on land above the 20 ARI flood level?			Yes = SPA EM. No = SPA EM to approve only if a contingency plan to manage flooding is prepared.	
16	Does the site provides sufficient area for the storage of raw materials to minimize, to the greatest extent practical, the number of deliveries required outside of construction hours?			Yes = SPA EM. No = Amend approval	
<p>Compliant Stockpile Locations:</p> <p>If the proposed stockpile site is deemed compliant with the location based criteria (or the relevant approval requirements have been obtained), this form is to be approved prior to establishment of the stockpile site.</p>					
Once approved, the stockpile location must be recorded in the project stockpile register.					
Prepared by:			Date:		
SPA Environmental Manager approval:			Date:		
ER approval (if required):			Date:		

Appendix B – Example stockpile site register

Approved stockpile site register					
Stockpile Number					
Location					
Date Stockpile Approved					
Comment: additional mitigation measures etc.					

Appendix B1 Traffic, Transport and Access Management Sub-plan

Refer to Traffic, Transport and Access Management Sub-plan

Appendix B2 Noise and Vibration Management Sub-plan

Refer to the Noise and Vibration Management Sub-plan.

Note: The Noise and Vibration Management Sub-plan also includes the Noise and Vibration Monitoring Program.

Appendix B3 Flora and Fauna Management Procedure

Appendix B3

Flora and Fauna Management Procedure

Western Harbour Tunnel and Warringah Freeway Upgrade

Stage 1A Early and Enabling Works - Critical utility installation, relocation and protection works

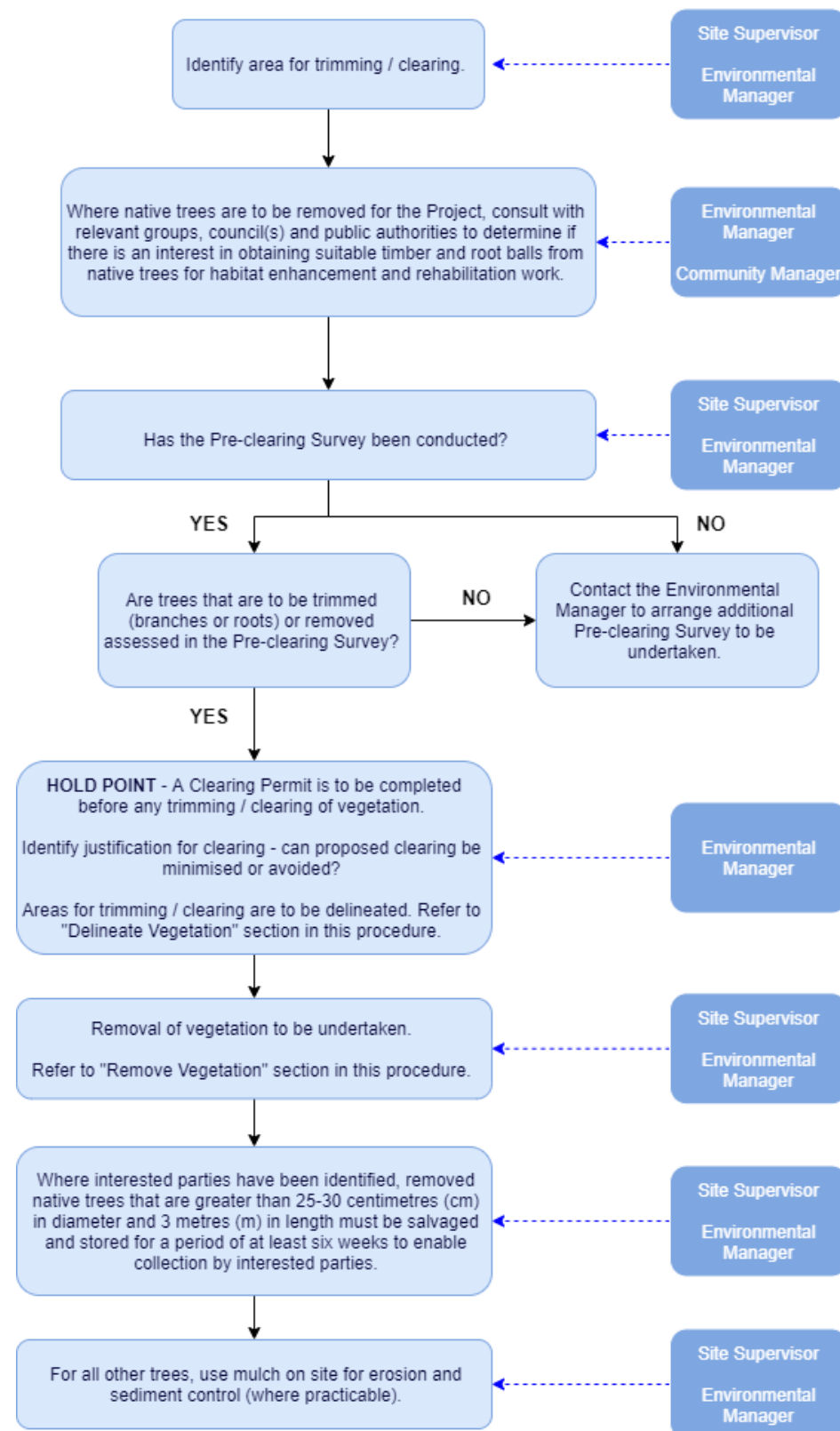
March 2021

THIS PAGE LEFT INTENTIONALLY BLANK

Flora and Fauna Management Procedure

VEGETATION CLEARING

Vegetation Clearing Flowchart



Purpose

This procedure details the effective management measures to minimise the impacts on flora and fauna from disturbance and loss of habitat as a result of vegetation clearing during critical utility works.

This procedure has been prepared to consider Conditions of Approval (CoA) E48, Revised Environmental Management Measure (REMM) B1 – B3, B5, B10, B11, B14, B15, Guide 1: Pre-clearing process of the Biodiversity Guidelines: Protecting and managing biodiversity on RTA projects (RTA, 2011), and Guide 4: Clearing of vegetation and removal of bushrock of the Biodiversity Guidelines: Protecting and managing biodiversity on RTA projects (RTA 2011). This Procedure addressed the specific environmental performance outcomes for flora and fauna, as outlined in Appendix A of the Construction Environmental Management Plan (CEMP).

Potential Impacts

- Loss of plant species during clearing works.
- Disturbance or mortality of fauna during clearing works.
- Loss of fauna habitat or degradation.
- Fragmentation of habitats and wildlife corridors.

Recorded Threatened Flora

The table below outlines the recorded threatened flora that exist in the vicinity of the critical utility works (refer to EIS Table 19-5 and Appendix S Biodiversity Development Assessment Report).

Species Name (Common Name)	Location Description	Environment Protection and Biodiversity Conservation Act Status	Biodiversity Conservation Act Status
<i>Acacia terminalis</i> subsp. <i>Terminalis</i> (Sunshine Wattle)	• Corner of Falcon Street and the north-bound lanes of Warringah Freeway and the Falcon Street shared user bridge	Endangered	Endangered
<i>Eucalyptus nicholii</i> (Narrow-leaved Black Peppermint)	• South western corner of ANZAC Park bounded by Ernest Street. • Between Miller Street and the north-bound off ramp of Warringah Freeway	Vulnerable	Vulnerable
<i>Eucalyptus scoparia</i> (Wallangarra White Gum)	• Between Miller Street and the north-bound off ramp of Warringah Freeway	Endangered	Endangered
<i>Syzygium paniculatum</i> (Magenta Lilly Pilly)	• Between St Leonards Park and the north-bound lanes of Warringah Freeway	Endangered	Endangered

Training and Inductions

All personnel will receive Environmental Inductions and ongoing training via Toolbox Talks, including vegetation clearing procedure.

Vegetation Clearing Procedure

Vegetation removal including the clearing of native vegetation and fauna habitat will be minimised, where feasible. Where unavoidable, the following Vegetation Clearing Procedure will be implemented during works:

Pre-clearing Survey

1. Pre-clearing surveys will be completed by a suitably qualified ecologist, and provide a report including the following:
 - a. Identify the species and location of any weeds growing anywhere in the road reserve over the length to be cleared and grubbed.
 - b. Identify all locations of threatened flora species and trees to be marked or otherwise identified for preservation.
 - c. List any trees outside the limits of clearing which are unsound and likely to fall upon the roadway or onto private property.
2. The Environmental Staff (or delegated representative) will also inspect for presence of fauna for relocation prior to clearing under the guidance of an ecologist.
3. The ecologist will identify areas of habitat suitable for the release of fauna displaced during clearing of habitat trees prior to the commencement of vegetation clearance (refer to Fauna Encounter Procedure).
4. Toolbox talk or pre-start meeting will be undertaken to discuss limit of clearing, clearing procedures, fauna handling and any weed identification and control measures.
5. Within three months of the removal of any native trees, consult with the local community restoration/rehabilitation groups, Landcare groups, relevant council(s), DPI Fisheries and any relevant public authorities to determine if there is an interest for the reuse of suitable timber and root balls in habitat enhancement and rehabilitation work.

Delineate Vegetation

The Environmental Manager and Site Supervisor will delineate the area of vegetation to be cleared or trimmed, based on the Pre-clearing Report using fencing or flagging. Area of vegetation that is to be retained will be delineated and signage will be installed (e.g. Tree Protection Zone – No Access).

HOLD POINT - The presence of weeds and unsound trees must be reported to TfNSW, including the limits of clearing and areas of weed infestation identified in the Pre-clearing Report before starting any clearing. The Environmental Manager (or delegate) will review the Pre-clearing Report, inspect and mark trees for preservation.

Clearing Permit is to be signed and issued from the Environmental Manager, prior to the commencement of any clearing works.

Remove vegetation

Vegetation clearing will be undertaken in accordance with the Pre-clearing Report using appropriate equipment and methods as identified below.

1. Only clear within delineated area. **Where clearing or trimming is required outside the Pre-clearing Report area, this must be raised with the Environmental Manager before the commencement of any activity to seek further approvals required.**
2. If weeds are present, program works from the least infected areas to most infected areas, where practicable (refer to Weed Management for additional detail on management and removal of weeds).

3. All non-marked habitat trees and features will be removed first. Groundcover habitat features (i.e. logs) that are not too large will be removed and searched. All remaining marked habitat trees will be knocked (gently tapped with construction equipment) at the end of each day of clearing, and groundcover features will be gently rolled and searched for the presence of animals at the same time.
4. Marked habitat trees will be shaken prior to felling using an excavator or similar equipment, then left for a specific period (determined by the qualified ecologist) to allow any fauna using the hollows to be observed.
5. Each marked habitat tree will be thoroughly searched for the presence of animals and carefully removed in the presence of a suitably qualified ecologist and/or fauna rescue personnel.
6. Hollow-bearing trees will be slowly pushed over, with care taken to avoid damage to hollows. All practical measures will be taken to ensure that the tree falls as slowly as possible.
7. An ecologist will instruct the equipment operator regarding how and which side to fell the trees. In some instances, sections of a tree containing a hollow or habitat may be individually removed prior to felling.
8. Fauna found during the clearance searches will be either left to move into adjacent habitat on their own accord or captured and released into adjacent or nearby suitable habitat, at a time suitable for the subject species (refer to Fauna Handling Procedure).
9. If interested parties have been identified, native trees that are removed that are greater than 25-30 cm in diameter and 3 m in length must be salvaged and stored for a period of at least six weeks to enable collection by interested parties.
10. Mulch derived from native trees (not previously salvaged in Step 9) is to be reused on-site for erosion and sediment control or landscaping, if practicable. Residual mulch is to be taken to a recycling facility. Mulch/ green waste containing herbaceous noxious weeds will be managed in accordance with the Waste and Resource Use Management Procedure. Records of mulch/ green waste sent off site will be recorded.

Tree Protection

- Safe working distances will be maintained outside the dripline of tree canopies.
- Avoid structural root zone and protect roots, as required.
- Any roots that are intercepted or require removal as part of the works will be inspected by an ecologist prior to the works commencing.

Monitoring and Inspection

The Environmental Manager will inspect the implementation of high visibility fencing and signage near the vegetation clearing boundaries. The inspection will be undertaken daily during clearing activities.

Reporting

A suitably qualified ecologist will report on the results of Pre-clearing Survey prior to clearing works commencing.

This will be issued to the project team, with the details of this report to be used for input into relevant project documentation, such as sensitive area mapping.

The outcomes of the clearing process will be recorded.

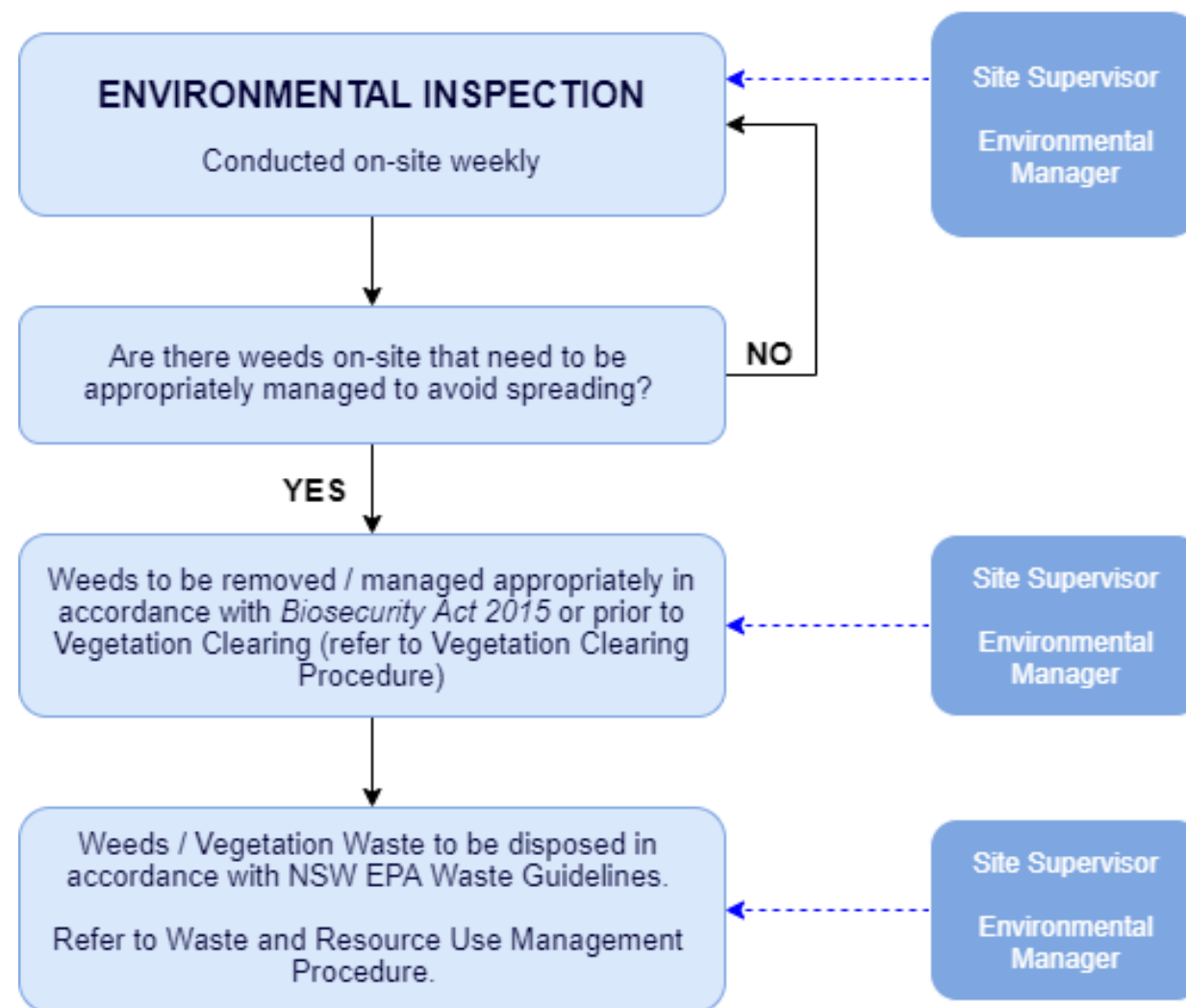
Unexpected Finds

The unexpected species find procedure included in Biodiversity Guidelines: Protecting and managing biodiversity on RTA projects (RTA, 2011) will be followed if threatened ecological communities, flora or fauna species, not previously identified, are identified in the vicinity of the critical utility works.

Flora and Fauna Management Procedure

WEED MANAGEMENT

Weed Management Flowchart



Purpose

This procedure details how the Contractor will manage and control weeds throughout critical utility works to prevent or minimise the spread of noxious and environmental weed species. This procedure has been prepared to consider Guide 2: Exclusion zones of the Biodiversity Guidelines: Protecting and managing biodiversity on RTA projects (RTA, 2011), and Guide 6: Weed management of the Biodiversity Guidelines: Protecting and managing biodiversity on RTA projects (RTA, 2011).

Potential Impacts

The critical utility works will be undertaken in highly urbanised areas, with little to no native vegetation, reducing the threat of weeds to biodiversity. However, this procedure will be implemented to minimise the risk of potential introduction and spread of weeds during activities.

Training and Inductions

All personnel will receive Environmental Inductions and ongoing training via Toolbox Talks, including the existence of any priority weeds on site and management procedures.

Mitigation Measures

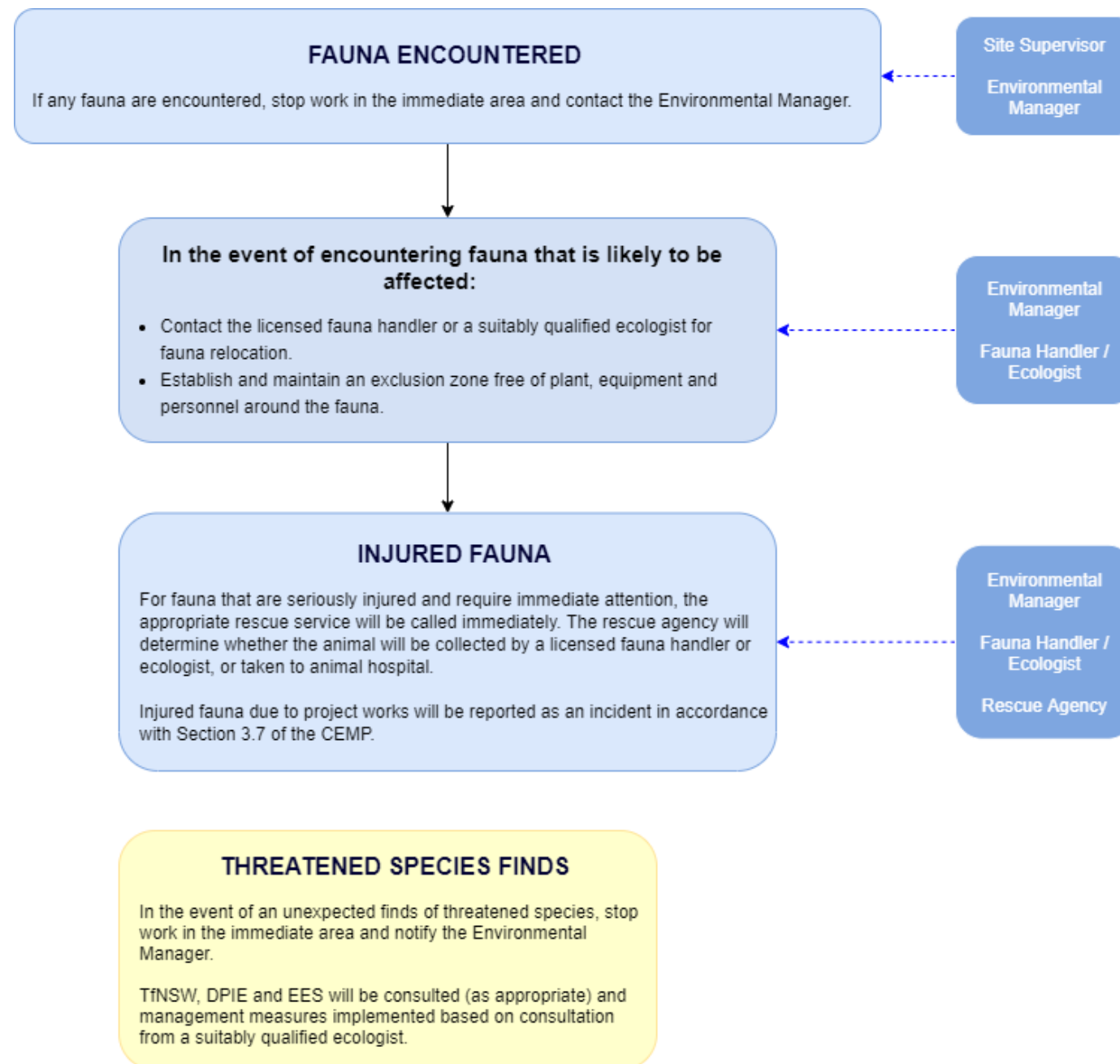
The introduction of weed species on-site will be minimised through the following:

- Map and mark areas that are infested with weeds as an exclusion zone with fencing and signage to limit access by personnel and vehicles.
- Clean machinery and vehicles will be inspected prior to arriving or departing from site to minimise the likelihood of transferring any plant material and soil.
- As far as possible, ensure any soil, plants or other materials entering the site are free of weeds and pathogens.
- Securely cover loads of weed-contaminated material to prevent weed plant material falling or blowing off vehicles.
- All weed plant material and topsoil containing weed plant material will be disposed of to an appropriate waste management facility.
- Remove weeds immediately onto suitable trucks and dispose of without stockpiling where possible.
- Any use of pesticides must be in accordance with the *Pesticides Act 1999* (NSW),

Flora and Fauna Management Procedure

FAUNA HANDLING

Fauna Handling Management Flowchart



Purpose

This procedure aims to minimise impacts on fauna encountered during critical utility works and applies to native and introduced species (domestic or pest) that are found on work sites, including injured, shocked, juvenile and other animals. This procedure has been prepared to consider Guide 9: Fauna handling of the Biodiversity Guidelines: Protecting and managing biodiversity on RTA projects (RTA, 2011),

Potential Impacts

- Potential injury or mortality of fauna due to construction activities.
- Risk to health and safety of workers during the encounter of aggressive or venomous fauna.

Training and Inductions

All personnel will receive Environmental Inductions and ongoing training via Toolbox Talks, including fauna handling procedures. Flora and fauna specific toolboxes will be conducted prior to the removal of vegetation and throughout construction.

Mitigation Measures

In order to reduce the impact on local fauna and minimise the possibility of a fauna encounter on-site, the following mitigation measures will be implemented where possible:

- Allow fauna to leave an area without intervention as much as possible.
- All vegetation clearing will be conducted in accordance with the Vegetation Clearing Procedure.
- All hollow bearing trees will be identified by the Environmental Manager and documented on the environmental control maps (ECM) (or similar control).
- Temporary fauna fencing may be installed to reduce the chances of injury from construction equipment, especially where there is a high risk of mobile threatened fauna species entering the work site.

Handling of Fauna

1. If any fauna is encountered, stop work in the immediate area and notify the Environmental Manager.
2. No animals are to be handled by site personnel. A licensed fauna handler or suitably qualified ecologist must be contacted to handle all fauna (refer to the flowchart for fauna handling management). All site personnel and/or subcontractors are to be excluded from the vicinity.
3. If the animal is a threatened species that is not identified in the EIS, the Environmental Manager will be notified immediately. TfNSW, EES and DPIE will be consulted (as appropriate) and management measures will be implemented based on the consultation from a suitably qualified ecologist.

Fauna Release

Animals will only be released at a time and place that is suitable to the species and provides it with a likely chance of survival (i.e. release should not increase the risk of stress or predation to the species). Release will not take place during periods of heavy rainfall.

A licensed fauna handler or suitably qualified ecologist must be contacted to release all fauna (refer to the flowchart for fauna handling management). All site personnel and/or subcontractors are to be excluded from the vicinity.

A suitably qualified ecologist is to identify and assess suitable release sites.

For native fauna (other than snakes or bats)

If the fauna is not injured, the licensed fauna handler or suitably qualified ecologist will release the fauna into a suitable area in accordance with the following procedures:

1. Release fauna into pre-determined habitat identified for fauna release.
2. Release fauna into similar habitats, as near as possible to their capture location.
3. If the species is nocturnal, release will be carried out at dusk if practicable.

If the fauna is injured, the appropriate rescue service will be called immediately (refer to the flowchart for fauna handling management).

For domestic animals (i.e. dogs and cats)

If the animal is not aggressive, the Environmental Manager in consultation with the Communication Manager will arrange for the animal to be returned to its owner (if details are provided on the animal's collar). If there are no details, the animal will be taken to the local council animal shelter.

If the animal is aggressive, the Environmental Manager will arrange for the local council animal control officer to collect the animal.

If the animal is injured and not aggressive, the Environmental Manager will take the animal to the nearest vet.

Monitoring and Recording

The Environmental Manager will monitor and record on the fauna interactions, including the following information:

- Species.
- Location and time captured.
- Location and time released.
- Behaviour and condition upon release.
- Details of any injury or deaths that occurred.
- Contact details and location of licensed fauna handler or vet if the animal was transferred into their care.

Fauna that are injured due to the project works will be reported as an incident in accordance with TfNSW's Environmental Incident Classification and Reporting Procedure as identified in Section 3.7 of the CEMP.

Appendix B4 Soil and Water Management Procedure

Appendix B4

Soil and Water Management Procedure

Western Harbour Tunnel and Warringah Freeway Upgrade

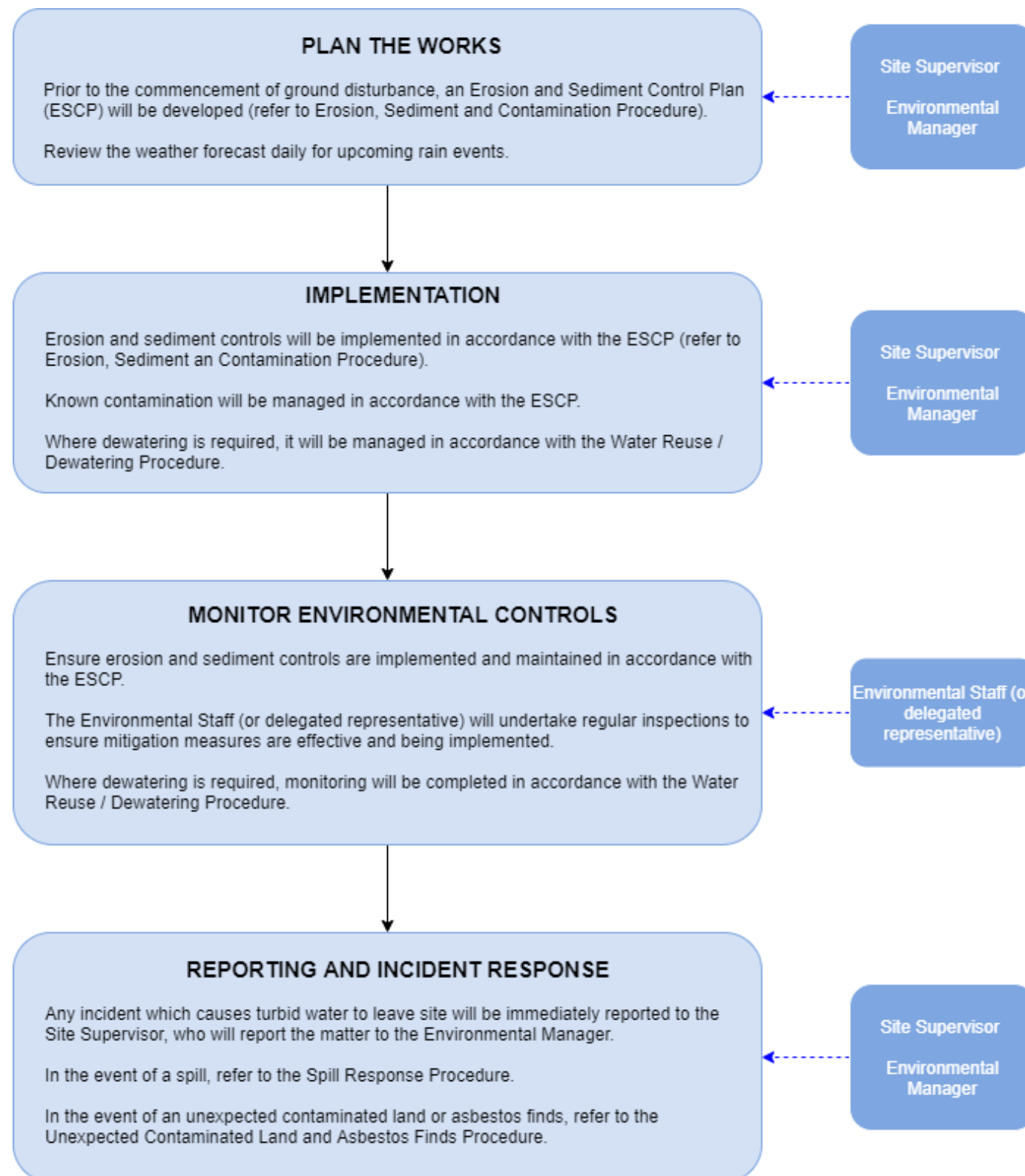
Stage 1A Early and Enabling Works - Critical utility installation, relocation and protection works

April 2021

THIS PAGE LEFT INTENTIONALLY BLANK

Soil and Water Management Procedure

SOIL AND WATER MANAGEMENT OVERVIEW PROCEDURE



Purpose

This procedure describes effective management, monitoring and event response procedures which will be implemented to mitigate soil and water impacts associated with project construction activities.

This procedure has been prepared to consider Conditions of Approval (CoA) E114 to E124, E206 to E208, E210, Revised Environmental Management Measures SG5, SG6, SG10, SG11, SG23, WQ1 to WQ3.

This Procedure addressed the specific environmental performance outcomes for soil and water, as outlined in Appendix A of the Construction Environmental Management Plan (CEMP).

Potential Impacts

- Potential for soil contamination as a result of construction activities (including storage and use of chemicals)
- Potential for pollutants, sediments or contaminated runoff to enter stormwater systems and/or directly into receiving waters during excavation works and from stockpiles
- Sediment tracking onto public roads from construction vehicles, generating dust and impacting traffic safety
- Encountering contaminated soil or water (including acid sulfate soils and groundwater) during works
- Leaks or spillage of fuels, oil and grease from construction plant and equipment

Training and Inductions

All personnel will receive Environmental Inductions and ongoing training via Toolbox Talks, including erosion and sediment control management, contaminated land management, dewatering, spill response and unexpected contaminated land finds.

Mitigation Measures

Refer to mitigation measures outlined in the flowchart.

Monitoring

- The Site Supervisor or Environmental Staff (or delegated representative) will visually monitor the effectiveness of soil and water controls during construction activities. Weather monitoring is to be conducted by the Site Supervisor to identify weather conditions and controls will be in place prior to wet or windy weather to prevent turbid runoff.
- As part of the environmental inspections, the Environmental Staff (or delegated representative) will inspect soil and water controls onsite recording their effectiveness and any actions that need to be raised. Records and inspections will be maintained in accordance with Section 3.10 of the CEMP.
- Adopt the guideline values from Australian and New Zealand Guidelines for Fresh and Marine Water Quality (ANZG, 2018) for slightly to moderately disturbed ecosystems. Values to be adopted are:
 - The Australian and New Zealand Guidelines for Fresh and Marine Water Quality 2018 (ANZG 2018) default guideline values for toxicants at the 90 per cent species protection level;
 - For physical and chemical stressors, the guideline values set out in Tables 3.3.2 and 3.3.3 of the Australian and New Zealand Guidelines for Fresh and Marine Water Quality 2000; and

- For bioaccumulative and persistent toxicants, the ANZG 2018 values at a minimum of 95 per cent species protection level.

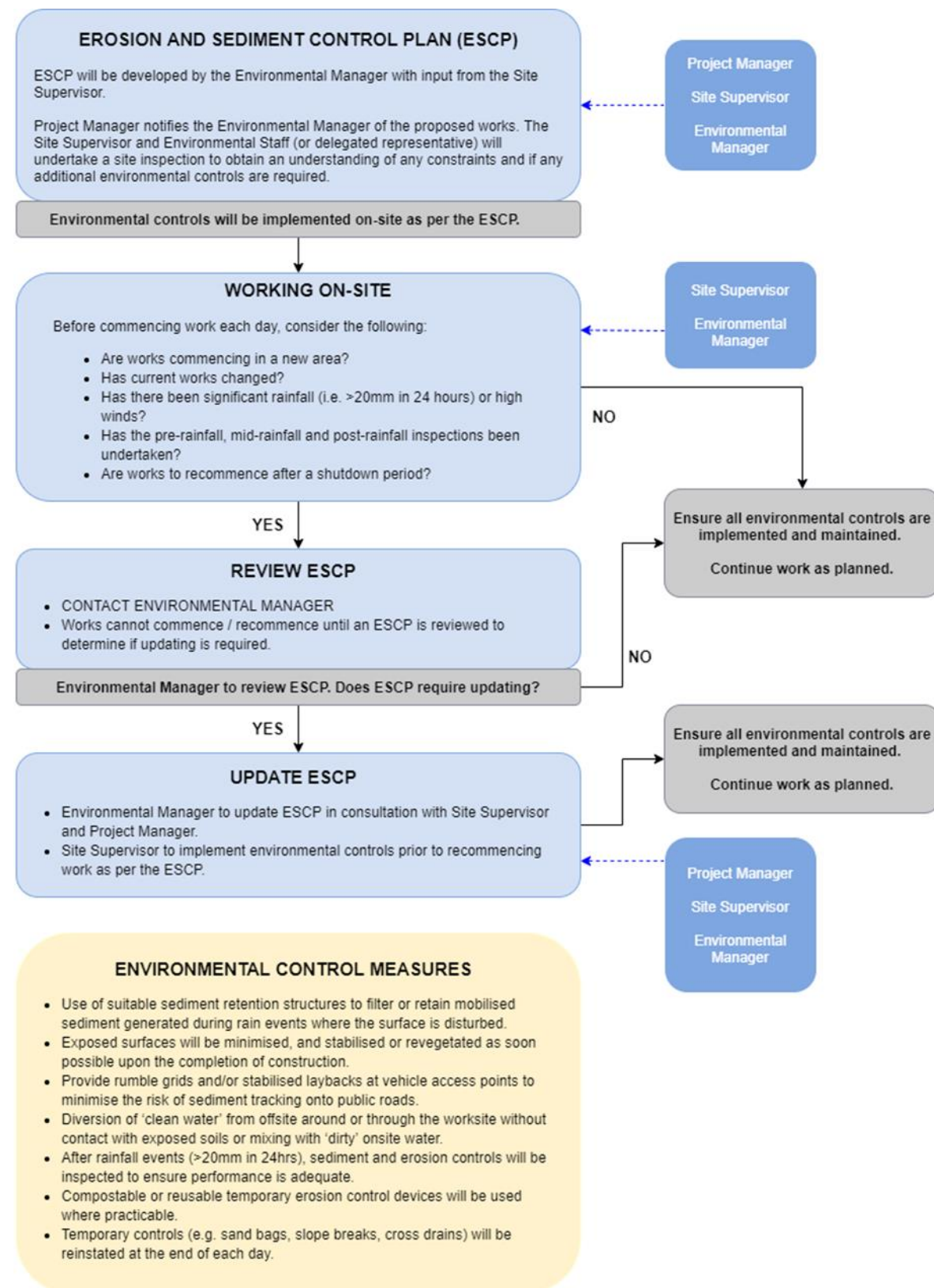
Where the ANZG 2018 does not provide a default guideline value for a particular pollutant, the approaches set out in the ANZG 2018 for deriving guideline values, using interim guideline values and/or using other lines of evidence such as international scientific literature or water quality guidelines from other countries, must be used.

Reporting

- Any incident which causes contamination of soil or water, or results in offsite discharge of water that has not been approved is to be immediately reported to the Site Supervisor. The Site Supervisor will report the matter to the Environment Manager.
- Complaints related to soil and water will be managed in accordance with the Community Communication Strategy (CCS). Appropriate corrective actions, if required, will be undertaken to reduce emissions in a timely manner.
- Contaminated land must not be used for the proposed purpose until a Section A1 or A2 Site Audit Statement has been obtained which states that the land is suitable for that purpose and any of the conditions on the Section A Site Audit Statement have been complied with.
- A Section A1 or A2 Site Audit Statement, accompanied by an Environmental Management Plan and Site Audit Report, which state that the contaminated land disturbed by the work has been made suitable for the intended land use, will be submitted to the Planning Secretary and Council after remediation and no later than prior to the commencement of operation of the CSSI.

Soil and Water Management Procedure

EROSION, SEDIMENT AND CONTAMINATION MANAGEMENT



Erosion and Sediment Control Plan (ESCP)

An ESCP will be developed for each work site prior to the commencement of ground disturbance. The ESCP will outline appropriate erosion and sediment controls to minimise water pollution and maintain existing water quality of surrounding surface watercourses. The ESCP will be developed in accordance with Managing Urban Stormwater: Soils and Construction Volume 1 (Landcom, 2004) and Managing Urban Stormwater: Soils and Construction Volume 2 (Department of Environment and Climate Change, 2008). The ESCP will detail:

- Required erosion and sediment control measures for the site
- Overview of construction activities and their locations if they have the potential to impact on stormwater flows and groundwater
- Location of discharge points
- Details of temporary stockpiles, location and management.

The Environmental Staff (or delegated representative) will undertake site inspections, including a review of erosion and sediment controls on-site, ensuring all controls are undamaged, functional, adequate and installed as per the ESCP. A soil conservation specialist will be engaged by both TfNSW and the Contractor for the duration of construction of the project to provide advice regarding erosion and sediment control including review of ESCPs.

The ESCP will be updated to reflect the current site conditions as required. All reviews and amendments will be conducted by the Environmental Manager in consultation with the Site Supervisor.

Contamination Management

Detailed site investigations will be undertaken prior to the commencement of any work that would result in the disturbance areas of contamination assessed as moderate to high risk contaminated sites in the EIS. The detailed site investigations will be undertaken by a Contaminated Land Consultant certified under either the Environment Institute of Australia or New Zealand's "Certified Environmental Practitioner" (Site Contamination) scheme (CEnvP(SC)) or the Soil Science Australia "Certified Professional Soil Scientist Contaminated Site Assessment and Management (CPSS CSAM) scheme. A Detailed Site Investigation Report will be prepared by a suitably qualified and experienced person and submitted to Planning Secretary, following the completion of detailed site investigations.

Detailed Site Investigations will be prepared in accordance with relevant guidelines made or approved by the Environment Protection Authority under Section 105 of the *Contaminated Land Management Act 1997*. These guidelines are as follows:

- Sampling Design Guidelines (NSW EPA, 1995)
- AS4482.1-2005: Guide to the investigation and sampling of sites with potentially contaminated soil
- National Environment Protection (Assessment of Site Contamination) Measure 1999*
- PFAS National Environmental Management Plan 2.0 (HEPA, 2020).

The Detailed Site Investigations report will provide the following details:

- Primary sources of contamination, for example potentially contaminating activities, infrastructure (such as underground storage tanks, fuel line, sumps or sewer lines) or site practices;
- Contaminant dispersal in air, hazardous ground gases, surface water, groundwater, soil vapour, separate phase contaminants, sediments, infrastructure (e.g. concrete), biota, soil and dust;

- Contaminant characterisation and behaviour (volatility, leachability, speciation, degradation products and physical and chemical conditions on-site which may affect how contaminants behave);
- Potential effects of contaminants on human health, including the health of occupants of built structures (for example arising from risks to service lines from hydrocarbons in groundwater, or risks to concrete from acid sulphate soils) and the environment;
- Potential and actual contaminant migration routes including potential preferential pathways;
- The adequacy and completeness of all information available for use in the assessment of risk and for making decisions on management requirements, including an assessment of uncertainty;
- The review and update of the conceptual site model from the preliminary and detailed site investigations;
- Nature and extent of any existing remediation (such as impervious surface cappings); and/or;
- Whether the land is suitable (for the intended final land use) or can be made suitable through remediation.

Detailed Site Investigations are expected to be undertaken at the following locations:

- St Leonards Park
- Anzac Park
- Cammeray Golf Course
- Arthur Street
- Rosalind Street
- Corner of Alfred Street and Whaling Road

Site Remediation

Following the findings of Detailed Site Investigations, where site remediation is required, a Remediation Action Plan (RAP) will be developed prior to undertaking any remediation and implemented in accordance with Managing Land Contamination: Planning Guidelines SEPP 55 – Remediation of Land (Department of Urban Affairs and Planning and EPA, 1998). Prior to commencing remediation, a Site Audit Statement will be prepared by a NSW EPA accredited Site Auditor that certifies that the RAP is appropriate and that the site can be made suitable for the proposed use. A Site Audit Statement and its accompanying Site Audit Report will be submitted to the DPIE and Council after remediation. The RAP will include remediation measures for the contamination at the site to ensure the site will be suitable for the proposed use and detail how the risks will be managed during the remediation and/or removal. The RAP may include some of the following mitigation measures:

- Observe soil/fill during excavations to check for extent of contamination
- Limit or eliminate excavation requirements
- Separation of known contaminated material from natural material, to reduce the treatment and disposal volumes
- Delineation of contaminated material
- Spoil re-use within the project where possible
- Odour, dust, air quality and stormwater runoff management, including monitoring
- Development and implementation of occupational hygiene measures to manage ingestion risk where required, including appropriate PPE
- Implement appropriate erosion and sediment controls (e.g. sumps, basins, baffles, bunds or ground cover)

Soil and Water Management Procedure

WATER MANAGEMENT

Water Reuse / Discharge Procedure

All reuse of water or discharge of water either onsite or offsite requires a Water Reuse / Discharge Permit in accordance with TfNSW Environmental Management of Construction Site Dewatering guideline (EMS-TG-011) (2011), NSW Water Quality Objectives and section 45 of the *Protection of the Environment Operations Act 1997*.

Where captured stormwater or infiltrating groundwater must be removed from low lying areas and excavations, dewatering must be conducted in accordance with this procedure. Prior to discharge, opportunities for water reuse onsite will be assessed with the Environmental Manager and Site Supervisor.

Where water is to be discharged offsite, the discharge location will be selected by the Environmental Manager and Site Supervisor. Consideration must be given to the potential for erosion at discharge locations and energy dissipation must be provided (e.g. concrete aprons, geofabric, shade cloth, gabions or form ply).

Once a discharge location has been selected, the water will be tested on-site by the Environmental Manager (or delegate who is a suitably qualified professional) to confirm that the water meets the below discharge criteria:

- Oil and grease = None visible
- Total Suspended Solids (TSS) = <50 mg/L
- pH = 6.5 to 8.5.

The following guideline values from Australian and New Zealand Guidelines for Fresh and Marine Water Quality (ANZG, 2018) for slightly to moderately disturbed ecosystems are also required to be adopted:

- The Australian and New Zealand Guidelines for Fresh and Marine Water Quality 2018 (ANZG 2018) default guideline values for toxicants at the 90 per cent species protection level;

- For physical and chemical stressors, the guideline values set out in Tables 3.3.2 and 3.3.3 of the Australian and New Zealand Guidelines for Fresh and Marine Water Quality 2000; and
- For bioaccumulative and persistent toxicants, the ANZG 2018 values at a minimum of 95 per cent species protection level.

Where the ANZG 2018 does not provide a default guideline value for a particular pollutant, the approaches set out in the ANZG 2018 for deriving guideline values, using interim guideline values and/or using other lines of evidence such as international scientific literature or water quality guidelines from other countries, must be used.

Laboratory testing (National Association of Testing Authorities (NATA) accredited) will be undertaken in conjunction with field testing initially to establish a correlation between TSS and turbidity (NTU) for the Project. Once the correlation is established, NTU measurements will be undertaken to demonstrate that TSS is below the site discharge criteria.

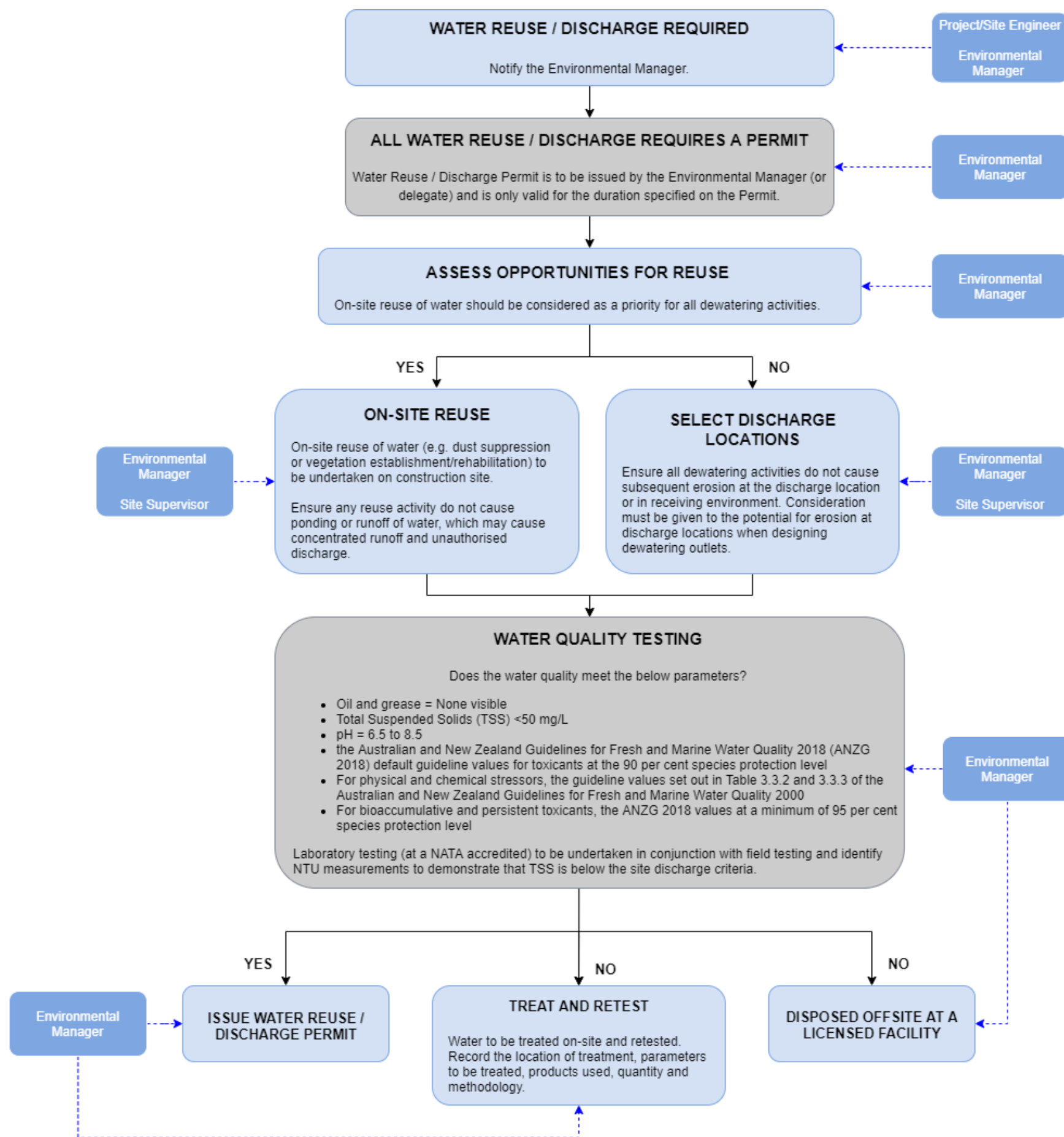
Once monitoring has established that the water is suitable for discharge, a Water Reuse / Discharge Permit will be issued by the Environmental Manager and signed by the Discharger (Operator); it will only be valid for the duration specified on the Permit.

Where monitoring has established the water is not suitable for discharge, the water will be treated as directed by the Environmental Manager or may be disposed offsite at a licenced facility.

When carrying out work within 40 metres of a watercourse, including its bed, consider the *Guidelines for controlled activities on waterfront land Riparian corridors* (Department of Industry 2018).

Minimising Water Use

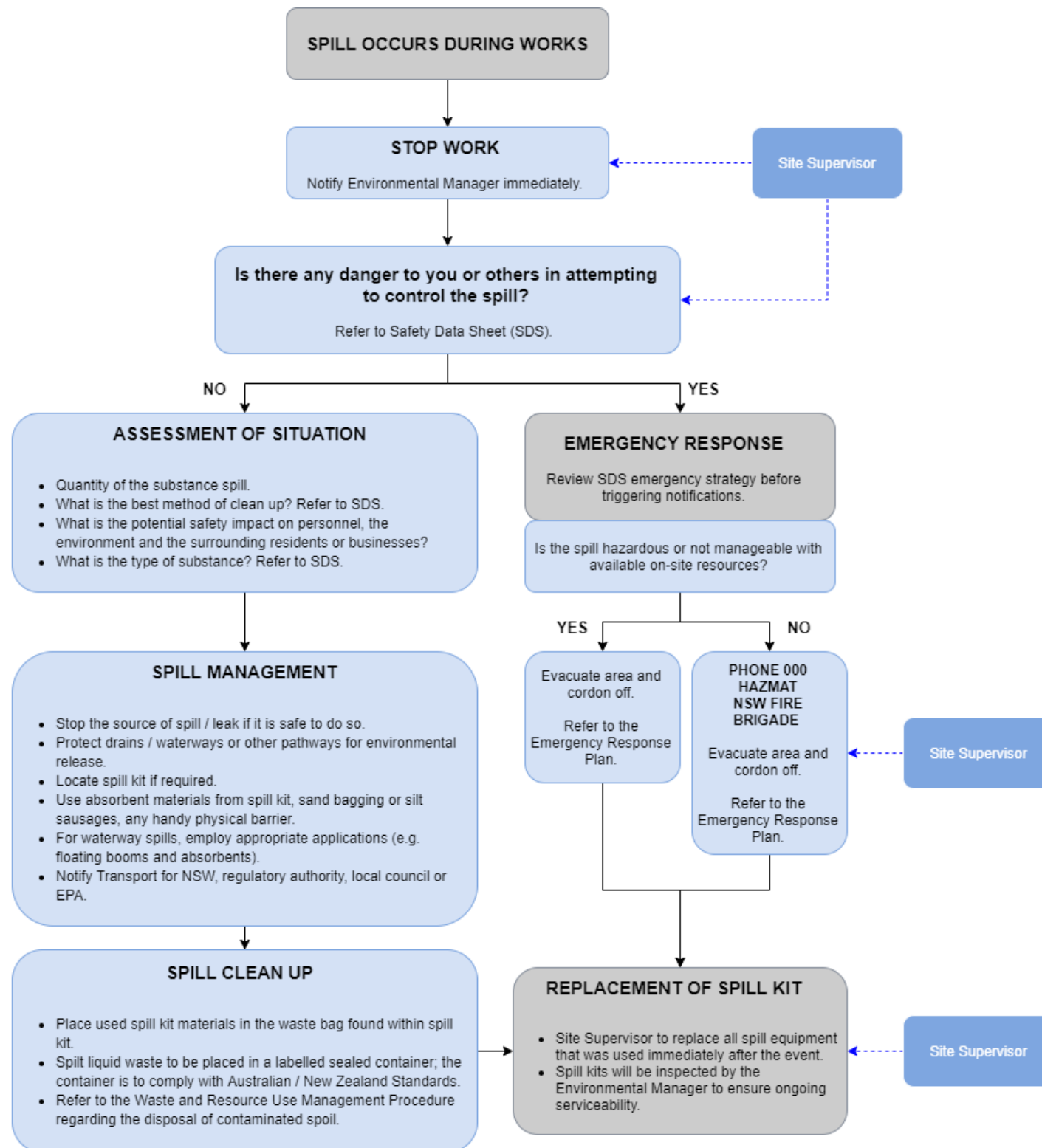
- Where feasible and reasonable, construction water will be sourced from non-potable sources.
- Water efficient controls, fixtures and fittings will be in place for temporary facilities.
- Where possible, use water efficient construction methods and equipment.



Soil and Water Management Procedure

SPILL RESPONSE PROCEDURE

Spill Response Flowchart



Spill Prevention

- In the event of a spill, this Spill Response Procedure will be implemented.
- Appropriate security measures will be implemented to prevent unauthorised access by the public to the work site.
- Fuel, chemical storage and handling areas will be clearly identified with signage.
- Fuel, chemical storage and handling areas will be regularly checked for signs of spills and ensure the capacity of secondary containment is maintained.
- Bunds must have 110% capacity of the total volume of liquids stored (Australian Standard AS 1940-2004: The storage and handling of flammable and combustible liquids).
- Hazardous substances will be stored onsite in lockable containers, in their original receptacles only.
- All hazardous substances will be clearly labelled and will have Safety Data Sheets (SDS) available nearby.
- All hazardous substances will be stored and managed in accordance with the Storage and Handling of Dangerous Goods Code of Practice (WorkCover NSW, 2005) and Hazardous and Offensive Development Application Guidelines.
- An up-to-date register of hazardous substances will be kept onsite at all times.
- Hazardous substance use that could result in a spill will not be carried out near drainage or stormwater lines and, wherever possible, will be conducted within defined bunds.
- Spill kit and fire response equipment will be located where chemicals are stored and where refuelled plant are operated or maintained.
- All spills or leakages will be immediately contained and cleaned up, ensuring waste material is appropriately disposed.
- Used packages (drums and containers) and containers storing waste liquids must be sealed and disposed of in accordance with the Waste Management and Resource Use Procedure.
- Plan and execute the works so as to minimise the possibility of pollution of the site and adjoining areas by chemicals, dangerous goods and other potential contaminants.

Incident Management

- Incidents are managed in accordance with Section 3.7 of the CEMP. The investigation will include a review of events leading up to the incident and implement improved practices as required, with findings reported to TfNSW.
- Corrective actions may include monitoring groundwater and/ or nearby surface waters for possible contamination if required and spills are considered to be substantial.
- In accordance with Part 5.7 the *Protection of the Environment Operations Act 1997*, should the incident be deemed to have resulted in or potential for material environmental harm, or the associated clean-up costs exceed \$10,000, the Environmental Manager or Project Director will notify the relevant authorities.

UNEXPECTED CONTAMINATED LAND AND ASBESTOS FINDS PROCEDURE

Western Harbour Tunnel and Warringah Freeway Upgrade

Stage 1A Early and Enabling Works - Critical utility installation, relocation and protection works

March 2021

THIS PAGE LEFT INTENTIONALLY BLANK

List of emergency and key contacts

Position	Name	Phone
EPA pollution hotline		131 555
Fire and Rescue NSW		000 (for pollution incidents that present an immediate threat to human health or property) 1300 729 579 (for pollution incidents that do not present an immediate threat to human health or property)
The Ministry of Health		(02) 9391 9000
SafeWork NSW		131 050
North Sydney Council		(02) 9936 8100
24 hour community information line		1800 931 189
SPA Environmental Manager		
SPA Community Manager		
SPA Project Manager		
SPA Superintendent		
Environmental Representative		
Transport for NSW Representative (Greater Sydney Project Office)		
Transport for NSW Environmental Representative (Motorways)		
Suitably qualified Contaminated Land Consultant		

Roles and responsibilities

SPA Site supervisor

- Ensure this Unexpected Contaminated Land and Asbestos Finds Procedure is implemented throughout construction
- Stop work immediately upon becoming aware of a suspected unexpected contamination find
- Inform Environment Manager of unexpected find
- Assist Environment Manager in recording details of unexpected finds
- Work with Environment Manager to develop a plan for managing and/or remediating the unexpected find
- In coordination with the Environment Manager, implement the plan for the management and/or remediation of the unexpected find
- Ensure asbestos removalist (if required) are appropriately licenced
- If required, treat ASS on site to neutralise potential impact to environment
- Recommence work following approval from the Environment Manager
- Prior to any waste being removed from site ensure the waste been classified in accordance with the NSW EPA Waste Classification requirements

SPA Environment Manager

- Ensure this Unexpected Contaminated Land and Asbestos Finds Procedure is implemented throughout construction
- Record details of unexpected find
- Engage suitably qualified contaminated land consultant following unexpected find
- Assist suitably qualified contaminated land consultant in the investigation and assessment of unexpected find
- Work with Site Supervisor to develop a plan for managing and/or remediating the unexpected find
- Advise Site Supervisor of appropriate ASS treatment method to neutralise any potential threat to the environment
- In coordination with the Site Supervisor, implement the plan for the management and/or remediation of the unexpected find
- Engage licenced asbestos removalist if required
- Following successful management of the unexpected finds, issue the Site Supervisor with approval to recommence work.

Suitably Qualified Contaminated Land Consultant

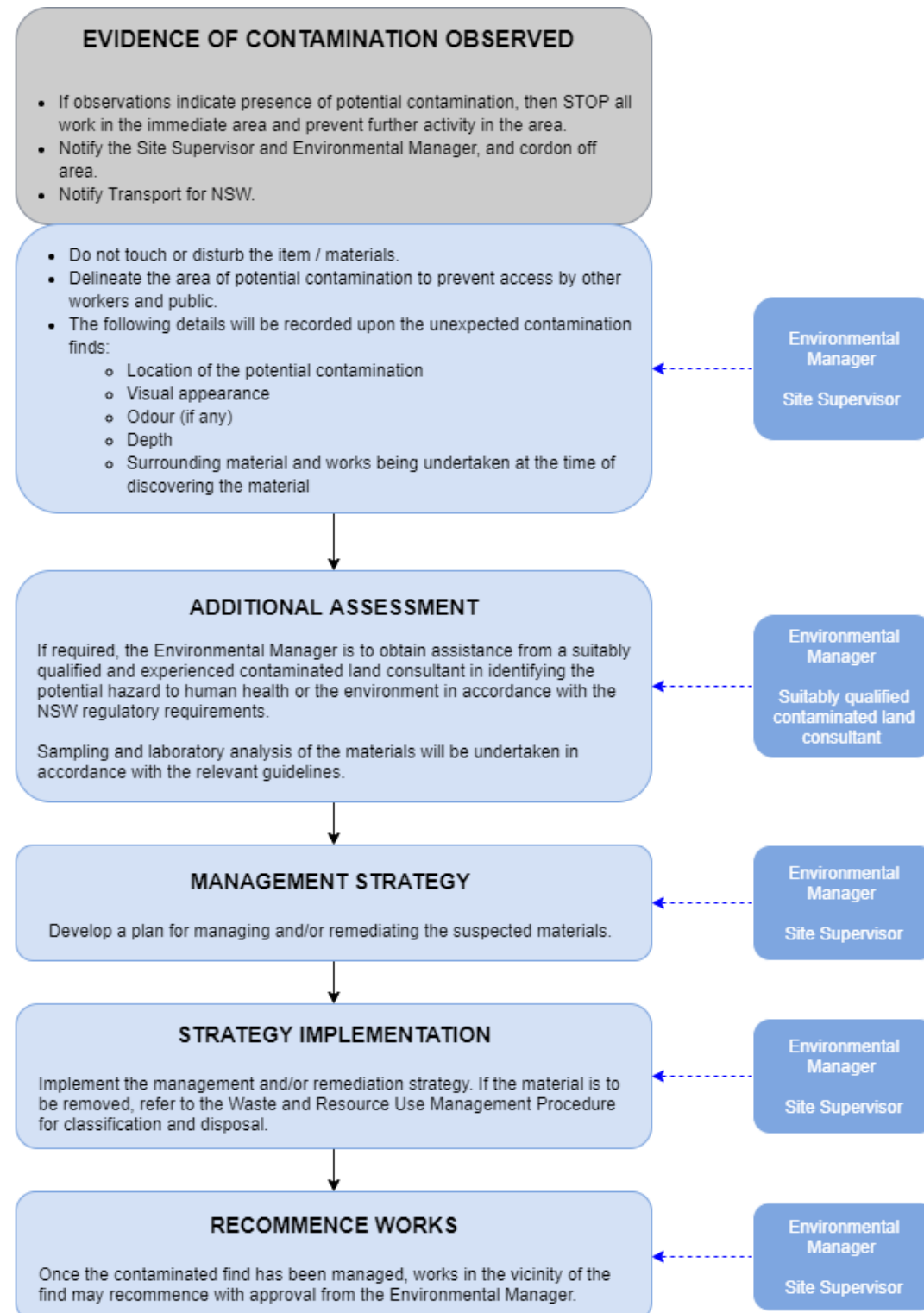
- Identify the potential hazard to human health and/or the environment in accordance with applicable legislative requirements
- Undertake sampling of unexpected finds for laboratory analysis
- Undertake waste classification of any waste to be removed from site in accordance with the NSW EPA Waste Classification requirements
- Issue asbestos clearance certification (if required)

THIS PAGE LEFT INTENTIONALLY BLANK

Soil and Water Management Procedure

UNEXPECTED CONTAMINATED LAND AND ASBESTOS FINDS PROCEDURE

Unexpected Finds Procedure



The Unexpected Finds Procedure for Contamination must be followed should unexpected contamination or asbestos (or suspected contamination) be excavated or otherwise discovered. In accordance with Revised Environmental Management Measure SG11, this unexpected finds procedure has been prepared with consideration of the *Guideline for the Contamination of Management – Factsheet 12* (TfNSW, 2013).

Likelihood of contamination

The following indicates the presence of potentially contaminated material; where material is uncovered which displays some or all of these characteristics, stop works and notify the Environment Manager:

- Unusual odour from soils that are not detected in other similar areas
- Discolouration or staining of soil or rock
- Seepage of unusual liquids from soil or rock
- Unusual odours, sheen or colour on groundwater and/or surface water
- Unusual metal objects
- Unexpected underground storage tanks, buried drums or machinery etc.
- Presence of waste or rubbish above or below ground
- Potential asbestos containing material

Where these factors are identified, the material is considered to be possibly contaminated and the flowchart is to be followed.

Asbestos

An unexpected asbestos find occurs when asbestos containing materials (ACM), not identified in the Asbestos Register, are found on site. In the event of an unexpected asbestos find, the below steps are to be followed along with the flowchart:

1. The area is to be demarcated, works in the area to cease and workers warned
2. Notify the Environmental Manager and Site Supervisor.
3. Ensure the soil and potential asbestos remain damp with dust suppression or covered where water cannot be accessed.
4. Arrange for testing of the suspected ACM and monitoring of the area (if required)
5. An asbestos removalist is to be engaged to provide recommendations to treat the area, as required
6. A clearance certificate is required from the asbestos removalist to confirm that the area is to be made safe.

Acid Sulfate Soils

The EIS indicated that there is high probability of ASS occurrence within Sydney Harbour and Rozelle Bay. The critical utility works are unlikely to be undertaken within these known areas of ASS.

If detailed investigations determine high-risk ASS, then it will be identified on relevant sensitive area plans and should works require impacts to ASS, the works will be undertaken in accordance with this procedure.

If ASS is encountered, possible management strategies include:

- Modifying the work to avoid the area of ASS.
- Delineation and removal of material to a suitably licenced facility.
- Onsite treatment to neutralise the ASS, which could include the application of lime.

The management of ASS includes appropriate erosion and sediment controls to minimise the potential for pollution to waters.

Any material to be removed off-site will be classified in accordance with the NSW EPA Waste Classification requirements.

Appendix B5 Heritage Management Procedure

Appendix B5

Heritage Management Procedure

Western Harbour Tunnel and Warringah Freeway Upgrade

Stage 1A Early and Enabling Works - Critical utility installation, relocation and protection works

April 2021

THIS PAGE LEFT INTENTIONALLY BLANK

Heritage Management Procedure

Purpose

This procedure describes effective management measures that will be implemented to minimise impacts to Aboriginal and non-Aboriginal heritage during critical utility works of the Project.

This procedure has been prepared to consider the Conditions of Approval (CoA) E50, E56, E57, E63 and E64 and Revised Environmental Management Measures (REMM) AH5, AH6, NAH5, NAH10 to NAH12. The Unexpected Heritage Finds and Human Remains Procedure has been developed in consideration of Roads and Maritime Services *Standard Management Procedure: Unexpected Heritage Items* (RMS 2015). This Procedure addressed the specific environmental performance outcomes for heritage, as outlined in Appendix A of the Construction Environmental Management Plan (CEMP).

Training and Inductions

All personnel will receive Environmental Inductions and ongoing training via Toolbox Talks, including Aboriginal and non-Aboriginal heritage management measures. Non-Aboriginal historical heritage awareness training will be provided for site personnel prior to commencement of works to communicate potential and actual heritage items that may be impacted during the works, and the procedure required to be carried out in the event of discovery of historical heritage materials, features or deposits, or the discovery of human remains. Cultural and historic heritage awareness training will be carried out for personnel engaged in work that may impact heritage items before commencing works.

Non-Aboriginal Heritage

Potential Impacts

Table 1 outlines the heritage items and conservation areas that exist in the vicinity of the critical utility works (Refer to EIS Figure 14-1 to 14-4 and Appendix J Non-Aboriginal Heritage).

Table 1 Heritage items / conservation areas in the vicinity of critical utility works

Heritage Item / Conservation Area	Listing	Heritage Significance	Potential Impact
Cammeray Park (including golf course) at Cammeray	<ul style="list-style-type: none"> North Sydney LEP 2013 	Local	The critical utility works within the Cammeray golf course will be consisting of four slot trenches and one contamination test pit located on the Ernest Street footpath adjacent to the southern boundary of the Cammeray Golf Course. Potential impact to Cammeray Park air raid trenches associated with sewer works along Ernest Street.
Cammeray Conservation Area at Cammeray	<ul style="list-style-type: none"> North Sydney LEP 2013 Register of the National Estate 	Local	The critical utility works within the Cammeray Conservation Area will be undertaken within the road reserve. Hence, the works are unlikely to impact the heritage significance of Cammeray Conservation Area.
ANZAC Park at Cammeray	<ul style="list-style-type: none"> Unlisted 	Local	The critical utility works are unlikely to have direct

Heritage Item / Conservation Area	Listing	Heritage Significance	Potential Impact
			impacts on the heritage significance of ANZAC Park. Works would be of small and localised scale along the south and eastern boundary of the park.
North Sydney Sewer Vent, North Sydney	<ul style="list-style-type: none"> State Heritage Register North Sydney LEP 2013 Sydney Water Section 170 Heritage and Conservation Register Register of the National Estate National Trust of Australia (NSW) Register 	State	The critical utility works are unlikely to have direct impacts on the heritage significance. Works are located approximately 100m north from the heritage item.
St Leonards Park (including W. Tunks Memorial Fountain, War Memorial, and North Sydney Oval), North Sydney	<ul style="list-style-type: none"> State Heritage Register North Sydney LEP 2013 Register of the National Estate National Trust of Australia (NSW) Register 	State	The critical utility works are located approximately 400m north from the heritage item. An ancillary facility will be located in the southeastern portion of the park, off Ridge Street.
Sydney Harbour Bridge, approaches and viaducts (road and rail), Milsons Point/Dawes Point	<ul style="list-style-type: none"> National Heritage List State Heritage Register North Sydney LEP 2013 Roads and Maritime Section 170 Heritage and Conservation Register Register of the National Estate National Trust of Australia (NSW) Register 	National	The critical utility works are unlikely to have direct impacts on the heritage significance. Works are located approximately 500m north from the heritage item.

The EIS does not identify any additional areas of terrestrial archaeological potential within the study area for the critical utility works.

Mitigation Measures

In order to minimise potential impacts on non-Aboriginal heritage during critical utility works, the following management measures will be implemented:

- Prior to potential physical impact of St Leonards Park (or any other item identified in CoA E56), archival recording will be undertaken by a suitably qualified heritage specialist and prepared in accordance with NSW Heritage Office's How to Prepare Archival Records of Heritage Items (1998) and Photographic Recording of Heritage Items Using Film or Digital Capture (2006). A copy will be provided to Heritage NSW and North Sydney Council.
- Prior to works in the vicinity of the Cammeray Park air raid trenches an integrated design analysis will be undertaken by an appropriately qualified heritage specialist. Should there be a potential of any impact to air raid trenches during works in this location, guided monitoring of the work will be undertaken by an appropriately qualified heritage specialist.
- The location of known non-Aboriginal heritage items and conservation areas in the vicinity of the works are shown on the sensitive area plans (Appendix A6 of the CEMP). Their location will be communicated to all site personnel prior to the commencement of works.
- If at any time during the works, potential historical heritage materials, features and/or deposits or possible human skeletal material (remains) are encountered during investigations, work will cease and the Unexpected Heritage Finds and Human Remains Procedure will be followed. The Environmental Manager will be notified and will notify the Department of Premier and Cabinet (Heritage) (02 9228 5555) and/or NSW Police (000) (human remains) if required. An investigation will be carried out by a suitably qualified archaeologist to identify measures to minimise impacts on the find before work resumes.
- Impacts on non-Aboriginal heritage related to vibration will be managed through the Noise and Vibration Management Sub-plan.

Reporting

- Archival recording will be undertaken at the following locations:
 - St Leonards Park in accordance with
 - CoA E56
 - REMM NAH5
 - Cammeray Golf Course in accordance with:
 - REMM NAH5
- In accordance with CoA E57 all archival recording will be provided to Heritage NSW and North Sydney Council as part of the Final Excavation Report required by CoA E62.

Aboriginal Heritage

Potential Impacts

The critical utility works are not expected to impact on any items of Aboriginal heritage. Online Aboriginal Heritage Information Management System (AHIMS) searches revealed no recorded Aboriginal heritage items within 50 metres of the critical utility work sites. The works are not located in or near any waterways and would not have the potential to impact any submerged items of Aboriginal heritage, and involve the removal of trees, including mature native trees.

No features or areas of potential archaeological remains are located within the vicinity of the works.

The critical utility works will be carried out in accordance with the requirements of the RTA Procedure for Aboriginal Cultural Heritage Consultation and Investigation (PACHCI). A clearance letter for the proposal will be obtained from TfNSW Aboriginal Cultural Heritage Advisor.

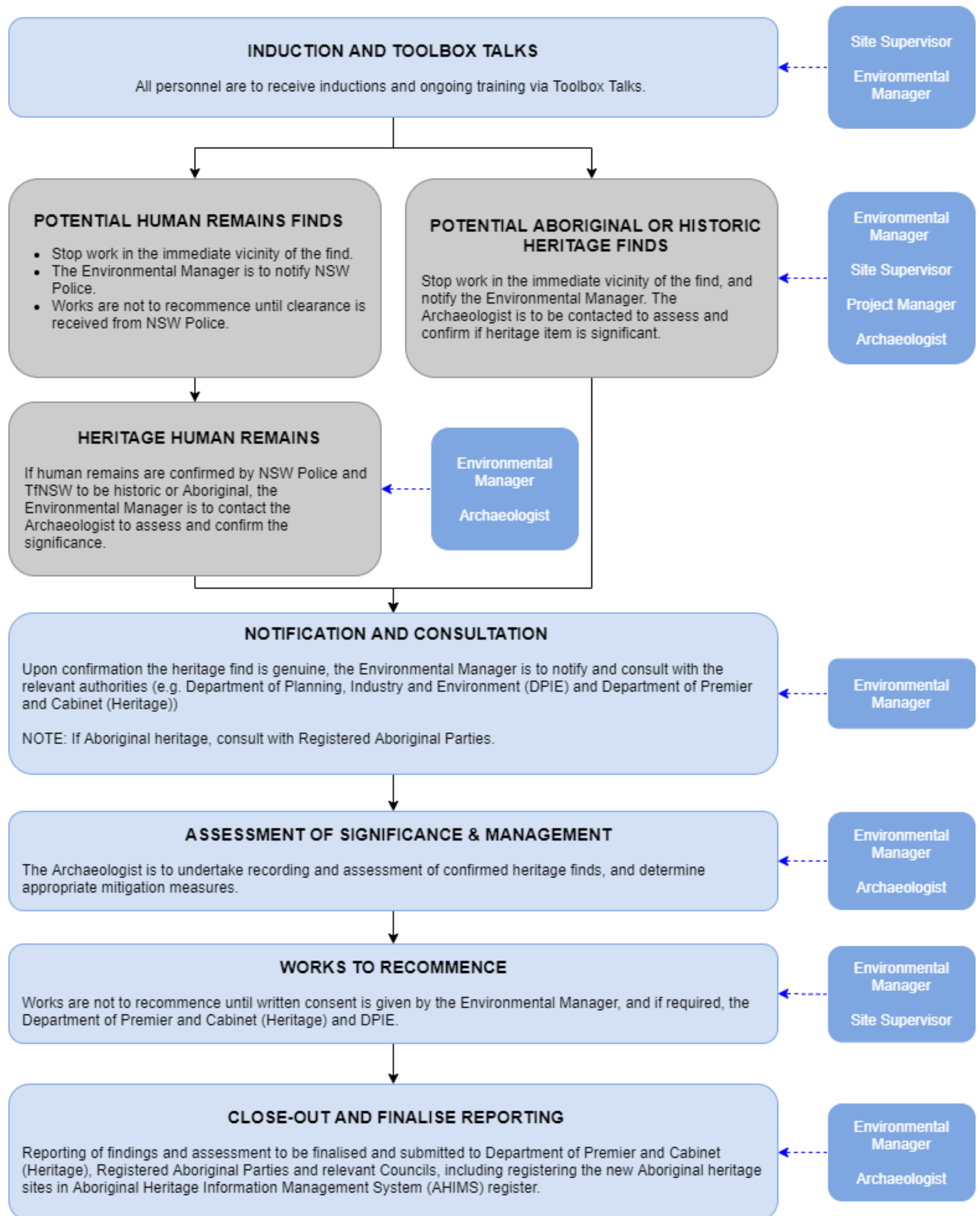
Mitigation Measures

In order to minimise potential impacts on Aboriginal heritage during critical utility works, the following management measures will be implemented:

- If potential or actual Aboriginal heritage items are uncovered during the works, all works in the vicinity of the affected area will cease and the TfNSW Aboriginal Cultural Heritage Advisor will be contacted immediately to provide specialist heritage advice, before works recommence. The Unexpected Heritage Finds and Human Remains Procedure will be followed. Where required, new discovered Aboriginal heritage sites will be registered in the online AHIMS register.
- Take all reasonable steps so as not to harm, modify or otherwise impact Aboriginal objects except as authorised by the approval (SSI 8863).

Heritage Management Procedure

UNEXPECTED HERITAGE FINDS AND HUMAN REMAINS PROCEDURE



Appendix B6 Air Quality Management Procedure

Appendix B6

Air Quality Management Procedure

Western Harbour Tunnel and Warringah Freeway Upgrade

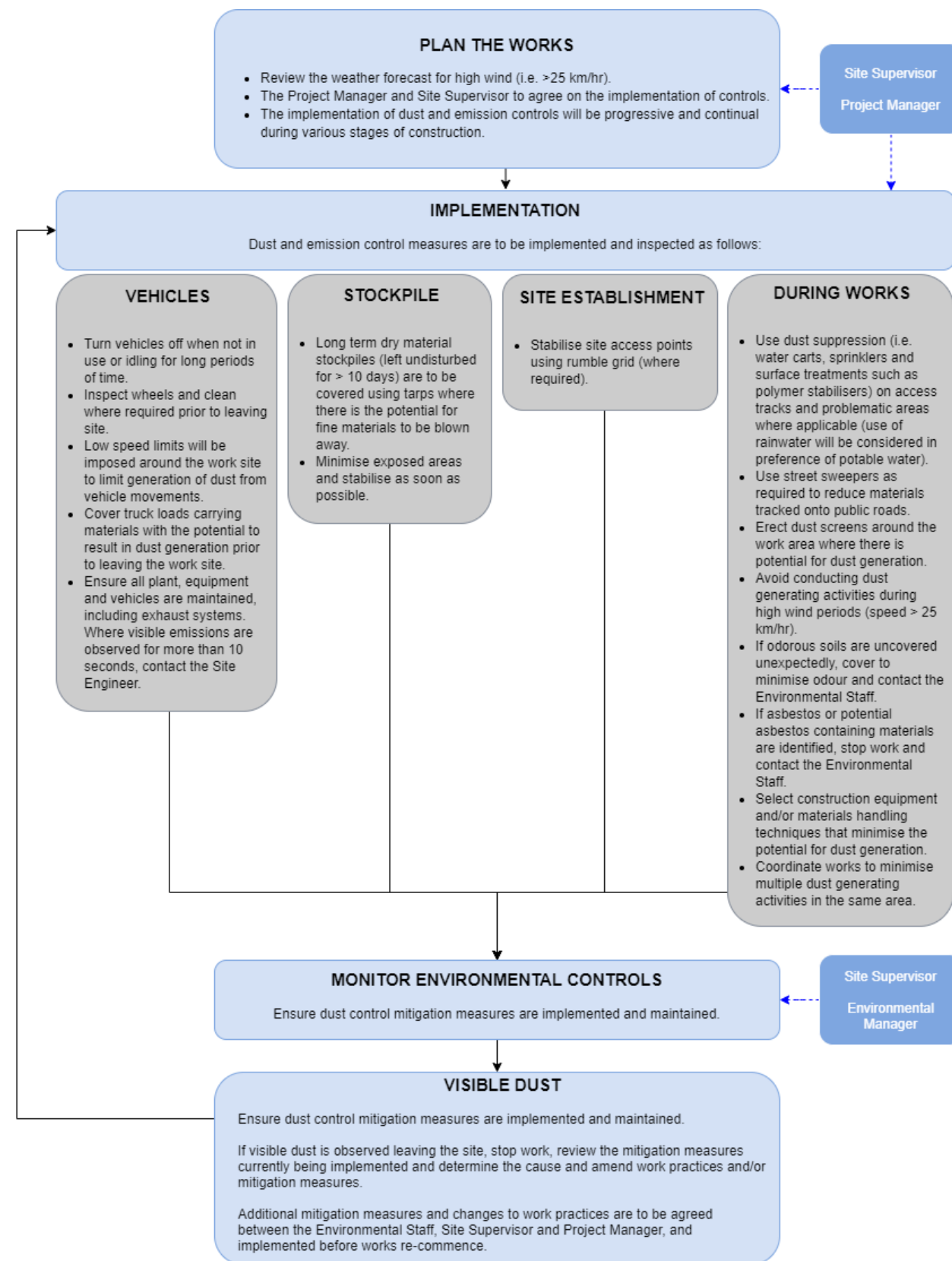
Stage 1A Early and Enabling Works - Critical utility installation, relocation and protection works

March 2021

THIS PAGE LEFT INTENTIONALLY BLANK

Air Quality Management Procedure

Air Quality Management Flowchart



Purpose

This procedure describes effective management and monitoring procedures, which will be implemented to minimise the emission of dust, odour and other air pollutants during the critical utility works of the project.

This procedure has been prepared to consider with the Conditions of Approval (CoA) E1 and Revised Environmental Management Measure (REMM) AQ1 and AQ2.

This Procedure addressed the specific environmental performance outcomes for air quality, as outlined in Appendix A of the Construction Environmental Management Plan (CEMP).

Potential Impacts

- Dust and vehicle emissions can create community nuisance and lead to human health and ecological impacts.
- Dust can cause damage to personal and public property. This may lead to extensive cleaning requirements and community complaints.
- Dust and vehicle emissions can result in odours that may impact sensitive receivers.

Training and Inductions

All personnel will receive an Environmental Induction and ongoing training via Toolbox Talks, including air quality management measures.

Mitigation Measures

Refer to mitigation measures outlined in the flowchart.

Inspecting and Recording

- The Site Supervisor will visually monitor construction activities (including dust generating activities, emissions from plant equipment and any excessive odours) to ensure dust and emission controls are effective.
- Weather monitoring is to be conducted by the Site Supervisor to identify weather conditions which may result in dust generation i.e. dry, hot and windy conditions. Adjustment or management of dust generating activities during unfavourable weather conditions will be considered, where possible.
- As part of the environmental inspections, the Environmental Staff (or designated representatives) will inspect dust and plant emission controls onsite, recording their effectiveness and any actions that need to be addressed.
- Records and inspections will be maintained in accordance with Section 3.9 of the CEMP.

Reporting and Incident Response

- Any exceptional incident which causes dust/emissions, either on-site or in close proximity to the site is to be immediately reported to the Site Supervisor. The Site Supervisor will report the matter to the Environment Manager.
- Dust and air quality complaints will be managed in accordance with the Community Communication Strategy (CCS). Appropriate corrective actions, if required, will be taken to reduce emissions in a timely manner.

Appendix B7 Waste and Resources Management Procedure

Appendix B7

Waste and Resource Use Management Procedure

Western Harbour Tunnel and Warringah Freeway Upgrade

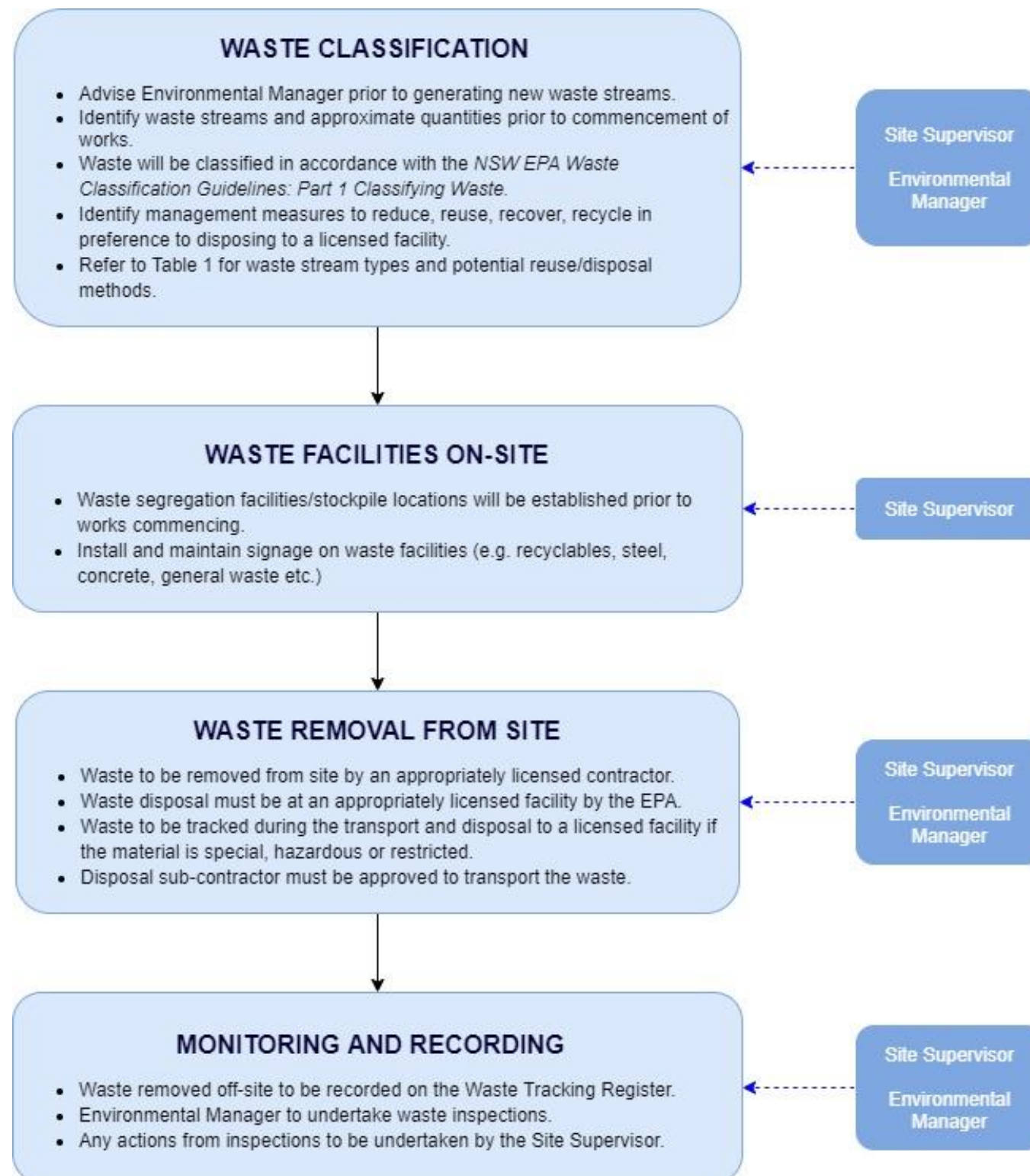
Stage 1A Early and Enabling Works - Critical utility installation, relocation and protection works

April 2021

THIS PAGE LEFT INTENTIONALLY BLANK

Waste and Resource Use Management Procedure

Flowchart for Waste Management



Purpose

This procedure outlines effective management and monitoring procedures related to the storage, handling, treating, reuse, recycling and/or lawful disposal of waste generated during the critical utility works of the project in a manner that protects environmental values.

This procedure has been prepared to consider the Conditions of Approval (CoA) E201, E202, E203 and E205, and Revised Environmental Management Measures (REMM) WM1, WM2, WM3, WM4, SG7, SG8 and SG10.

This Procedure addressed the specific environmental performance outcomes for waste and resources, as outlined in Appendix A of the Construction Environmental Management Plan (CEMP).

Potential Impacts

- Excessive volumes of waste directed to landfill from the inadequate collection, segregation, classification and disposal of waste.
- Contamination of soil, surface and/or groundwater from the inappropriate storage, transport and disposal of liquid and solid waste.
- Waste not placed in appropriate bins resulting in litter around the work sites and potentially enter the environment outside of the work sites boundaries.
- Odour and dust created from incorrect waste storage at work sites.

Training and Inductions

All personnel will receive Environmental Inductions and ongoing training via Toolbox Talks relating to waste and resource use issues.

Relevant Legislation and Guidelines

- | | |
|---|---|
| <ul style="list-style-type: none"> <i>Protection of the Environment Operations Act 1997</i> <i>Protection of the Environment Operations (Waste) Regulation 2014</i> <i>Waste Avoidance and Resource Recovery Act 2001</i> NSW Waste and Resource Recovery Strategy 2014-21 (EPA 2014) NSW Government Resource Efficiency Policy (GREP) Waste Classification Guidelines (EPA 2014) | <ul style="list-style-type: none"> Management of Wastes on Roads and Maritime Services Land (RMS 2014) Technical Guide: Management of road construction and maintenance wastes (RMS 2016) Technical Direction: Legal offsite disposal of RMS Waste (RMS 2015) Technical Direction: Coal tar asphalt handling and disposal (RMS 2015) Stockpile Site Management Guideline (RMS 2011) RMS Waste Fact Sheets EFS-701 to EFS-709 (RMS 2015) |
|---|---|

Waste Management Hierarchy

Waste management will be undertaken in accordance with the resource management hierarchy principles established under the *Waste Avoidance and Recovery Act 2001*. Resources will be managed according to the following hierarchy (refer to Figure 1):

- Waste generation must be avoided and where avoidance is not reasonably practicable, waste generation must be reduced through design, efficient construction methodologies and management.
- Where avoiding or reducing waste is not possible, waste must be re-used, recycled or recovered.
- Where re-using, recycling or recovering waste is not possible, waste must be treated or disposed of.

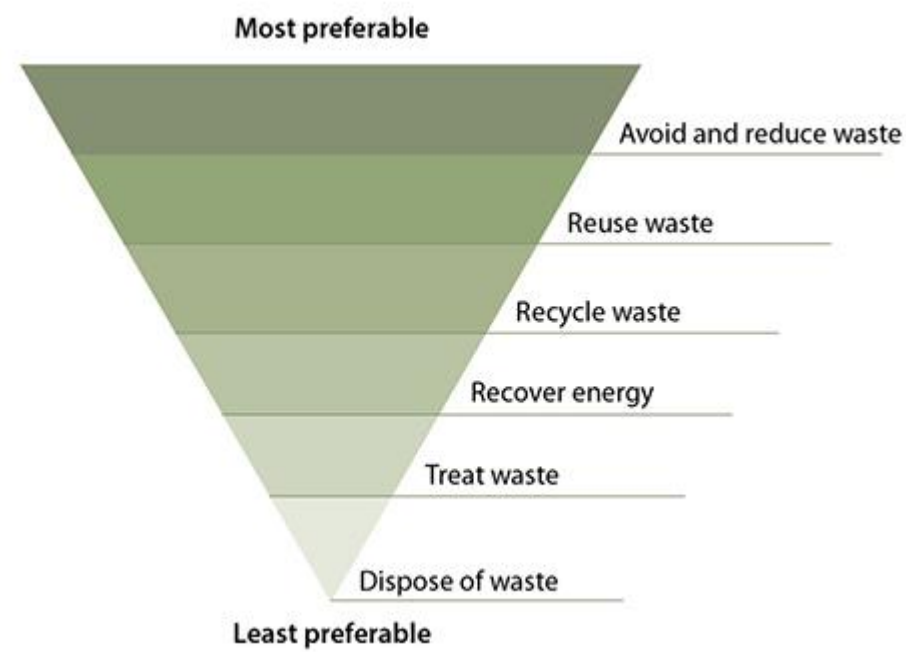


Figure 1 Waste hierarchy (NSW EPA 2017)

Mitigation Measures

Specific mitigation measures for waste management and resource use are as follows:

- Waste is to be classified in accordance with the NSW EPA’s Waste Classification Guideline (refer to Table 1)
- The import, storage, treatment, processing, reprocessing or disposal of waste will comply with the conditions of the applicable Environmental Protection Licence (EPL) for the CSSI, or in accordance with a NSW EPA Resource Recovery Exemption or Order
- Minimise waste generation where practical (e.g. minimising packaging)
- Avoid the production of hazardous waste, by avoiding the procurement and use of hazardous chemicals where alternatives are available and minimise the risk of spills and leaks through implementation of adequate controls
- Liquid waste will be stored so as to prevent or control accidental releases to air, soil, and water resources in the work area
- Notify the Environmental Manager prior to generating new waste streams
- Worksites will be free of litter and good standards of housekeeping will be maintained throughout critical utility works. Regular inspections will be undertaken by the Site Supervisor and Environmental Manager to ensure a high standard is maintained
- Where spoil is to be stockpiled, stockpiles will be managed and segregated to avoid cross contamination
- Waste classified as ‘restricted waste’, ‘special waste’ or ‘hazardous waste’ in accordance with NSW EPA guideline, will be carefully segregated at demarcated and contained locations
- Haulage sub-contractors will be appropriately licenced to transport the classified waste type

- Waste will only be exported to a site licensed by the EPA or to any other place that can lawfully accept the storage, treatment, processing, reprocessing or disposal of the classified waste type. Prior to waste being taken to a waste facility, the Environmental Manager will review and approve the proposed waste facility
- All hazardous substances will be stored and managed in accordance with the Storage and Handling of Dangerous Goods Code of Practice (WorkCover NSW, 2005) and Hazardous and Offensive Development Application Guidelines.
- Material will be stockpiled in accordance with the Stockpile Management Protocol
- Where feasible and reasonable construction materials will be sourced with a preference for Australian materials and prefabricated products with low embodied energy, in accordance with the project Sustainability Policy (refer to Appendix A5 of the CEMP). Where feasible this will include:
 - Procurement of low embodied energy construction materials.
 - Investigating options to incorporate cement replacement materials during construction. ”

Waste Stream Classification

Table 1 Waste stream disposal and classification

Waste Stream	Classification	Potential Recovery/Reuse	Disposal
Clean spoil	Excavated Natural Material (ENM)	<ul style="list-style-type: none"> Where possible, all suitable ENM materials will be reused on-site 	<ul style="list-style-type: none"> Excess ENM materials will be transferred to the appropriately approved sites under ENM resource recovery order or exemption
Rubble, rock, sand, asphalt, road base, concrete	General Solid Waste (non-putrescible)	<ul style="list-style-type: none"> Collected in designated collection areas and reused as much as practically possible 	<ul style="list-style-type: none"> Unsuitable mixed materials will be transferred to appropriately approved waste facilities
Green waste	General Solid Waste (non-putrescible)	<ul style="list-style-type: none"> On-site reuse as mulch 	<ul style="list-style-type: none"> Excess green waste will be disposed to an appropriately approved waste facility Off-site reuse as mulch under the mulch resource recovery order or exemption
General recyclables (glass, plastics, cans, paper, cardboard)	General Solid Waste (non-putrescible)	<ul style="list-style-type: none"> N/A 	<ul style="list-style-type: none"> Disposal for recycling to approved waste facility
Metal waste / off cuts (i.e. steel reinforcement)	General Solid Waste (non-putrescible)	<ul style="list-style-type: none"> On-site reuse of off cuts where possible 	<ul style="list-style-type: none"> Return for recycling to supplier or other facility
Construction/building waste (timber, bricks, wiring waste / off cuts)	General Solid Waste (not putrescible)	<ul style="list-style-type: none"> On-site reuse of off cuts where possible 	<ul style="list-style-type: none"> Return for recycling to supplier or other facility
Waste oil	Liquid Waste	<ul style="list-style-type: none"> N/A 	<ul style="list-style-type: none"> Liquid waste will be clearly identified and stored separately from other waste materials for selective disposal. A licensed waste collection contractor would collect the liquid wastes generated on site and dispose to appropriately approved liquid waste facilities.
Asbestos	Special Waste (Asbestos Waste)	<ul style="list-style-type: none"> N/A 	<ul style="list-style-type: none"> Handle and disposed in accordance with relevant legislation, codes of practice and Australian standards. These include the following:

Waste Stream	Classification	Potential Recovery/Reuse	Disposal
			<ul style="list-style-type: none"> ◦ Contaminated Land Management Act 1997 ◦ Work Health and Safety Act 2011 (NSW) ◦ Code of Practice for the Safe Removal of Asbestos 2nd Edition (National Occupational Health and Safety Commission (NOHSC) 2005a) ◦ Code of Practice for the Management and Control of Asbestos in Workplaces (NOHSC 2005b) ◦ Protection of the Environment Operations (Waste) Regulation 2014 (NSW) – clause 42 special requirements relating to asbestos waste ◦ National Environment Protection (Assessment of Site Contamination) Measure 1999 ◦ AS2601:2001 Demolition of Structures ◦ TfNSW Waste Fact Sheet 5 – Asbestos Waste. • Storage of the soil and potential asbestos should be undertaken to ensure the material remains damp with dust suppression or covered where water cannot be accessed. • Asbestos material will be appropriately transported and disposed of at a licensed waste facility • Asbestos to be managed in accordance with the Unexpected Contaminated Land and Asbestos Finds Procedure.
General mixed waste	General Solid Waste (non-putrescible)	<ul style="list-style-type: none"> • Volume of mixed waste will be minimised through segregation 	<ul style="list-style-type: none"> • Return for recycling to supplier or other facility
PVC waste / off cuts (i.e. piping, electrical conduits)	General Solid Waste (non-putrescible)	<ul style="list-style-type: none"> • On site reuse will be practiced where possible 	<ul style="list-style-type: none"> • Return for recycling to supplier or other facility

- Material type
- Waste classification
- Quantity
- Waste receipt location
- Truck registration
- Docket numbers

Receipts for waste transfer and disposal will be retained and checked to ensure waste is taken to the correct, licenced facility. These appropriate records and disposal dockets will be retained for audit purposes. A copy of the waste facility's EPL will also be retained to verify that the waste facility can lawfully accept the waste being disposed.

Monitoring and Inspection

The Environmental Manager will undertake regular inspections of the site to ensure waste and recycling management practices are being implemented.

Reporting

Waste (including spoil) removed from the site will be tracked using a Waste Tracking Register. This register will be completed by foreman/site engineer at the site, and will capture the following information:

- Date transported
- Haulage contractor



15 July 2021

Ref: 2011.3.2

Transport for NSW
Attention: Mark Russell

Dear Mark

Environmental Representative (ER) - Review amendments to Construction Environmental Management Plan

SSI8863 - Western Harbour Tunnel and Warringah Freeway Upgrade (WHTWU), Stage 1A Early and Enabling Works - Critical utility installation, relocation and protection works

I confirm that I have reviewed the amendments to the Construction Environmental Management Plan, SPAWP12-JHG-PLN-MAN-0-0003, previously approved by the Planning Secretary. In my opinion the amendments to the document are necessary, minor in nature and consistent with the SSI8863 Conditions of Approval.

The amendments to the document relate to:

- Addition of the Blue Street ancillary facility, previously assessed under the EIS.
- Update to the site layout of the Rosalind Street ancillary facility, redesigned to accommodate the retention of trees.
- Reference to the Environment Protection Licence issued by the EPA.

Pursuant to SSI8863 Conditions of Approval (CoA) A27 (i), I approve amendments to the Construction Environmental Management Plan, SPAWP12-JHG-PLN-MAN-0-0003 Version 5, dated 13 July 2021 (CEMP).

Yours sincerely,

Maurice Pignatelli
Environmental Representative – Warringah Freeway Upgrade
OptimE Pty Ltd

