

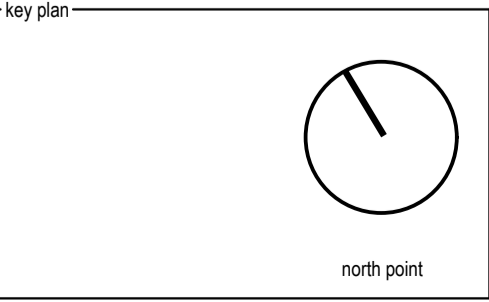


Site Plan
SCALE 1:500 @ A1

S4.55 Application

©CKDS Architecture PTY LTD / HILL THALIS
ABN 12 129 231 269
Notes:
The information contained in the document is copyright and may not be used or reproduced for any other project or purpose.
Verify all dimensions and levels on site and report any discrepancies prior to the commencement of work.
Drawings are to be read in conjunction with all contract documents.
Use figured dimensions only. Do not scale from drawings.
CKDS Architecture cannot guarantee the accuracy of content and format for copies of drawings issued electronically.
The completion of the issue details checked and authorized section below is confirmation of the status of the drawing. The drawing shall not be used for construction unless endorsed "For Construction" and authorized for issue.

issue	revision	description	date	verified
A		DRAFT DA	10/5/19	
B		DEVELOPMENT APPLICATION	16/5/19	
C		REVISED DA FOR REVIEW	16/5/19	
D		REVISED DEVELOPMENT APPLICATION	23/5/19	
E		REVISED DEVELOPMENT APPLICATION	23/1/20	
F		ISSUED FOR S4.55 APPROVAL	28/3/22	



consultants
Civil/Structural Engineers
BG&E
Level 1, 163 King St.
Newcastle, NSW, 2300

Town Planner
ADW Johnson
7/335 Hillborough Road
Warners Bay NSW 2292

Mechanical Engineer
EVC Consulting Engineers
Suite 2, Level 1,
456 Hunter St
Newcastle NSW 2300

Electrical / Hydraulic Engineer
Acal Consultants
Level 1, 54 Union St
Cooks Hill, NSW 2300

clients
Horizon Newcastle Pty Ltd

architects in association
hill thalis
ARCHITECTURE + URBAN PROJECTS PTY LTD

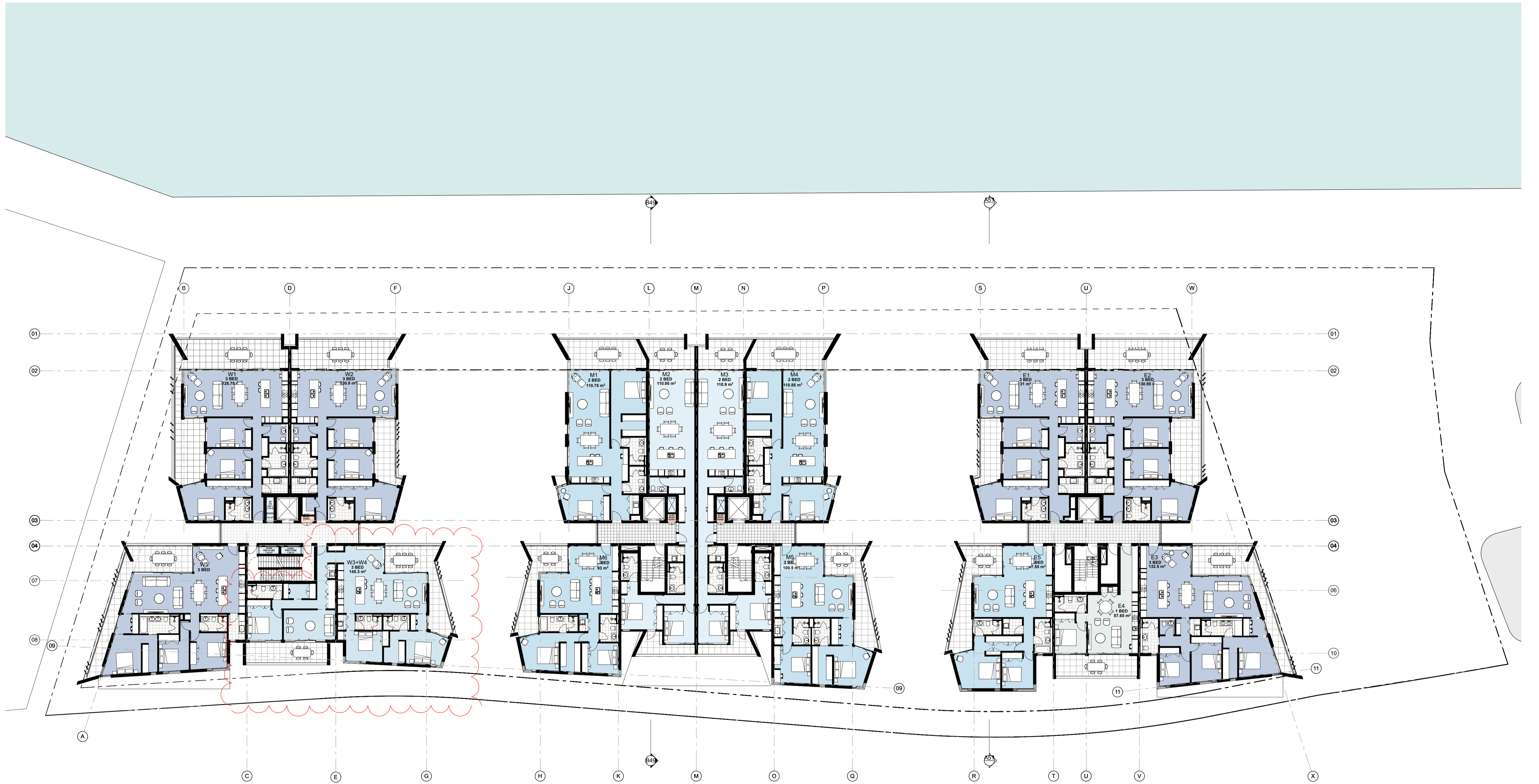
CKDS ARCHITECTURE
P.O. Box 958
Newcastle NSW Australia
Ph: 02 4929 1843
admin@ckds.com.au
www.ckds.com.au

project
Horizon Lee 5
Lee 5 Honeysuckle
Newcastle, NSW
Australia

drawing title
General
Site Plan

drawing scale	drawn	verified	date
Refer to Drawing	JB	SC	18.09.20
project #	drawing #	issue	
18122	DA-006	F	

This document is the copyright of CKDS Architecture PTY LTD / Hill Thalis. Check and verify all dimensions on site. Refer any discrepancies to the designer before proceeding with the work. Do not scale drawings manually or electronically. Drawing shall not be used for construction until issued for construction by designer.

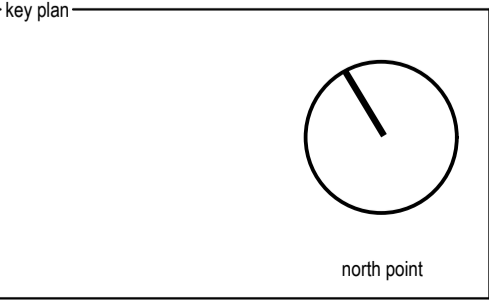


Level 01
SCALE 1:200 @ A1

S4.55 Application

©CKDS Architecture PTY LTD / HILL THALIS
ABN 12 129 231 269
Notes:
The information contained in this document is copyright and may not be used or reproduced for any other project or purpose.
Verify all dimensions and levels on site and report any discrepancies prior to the commencement of work.
Drawings are to be read in conjunction with all contract documents.
Use figured dimensions only. Do not scale from drawings.
CKDS Architecture cannot guarantee the accuracy of content and format for copies of drawings issued electronically.
The completion of the issue details checked and authorized section below is confirmation of the status of the drawing. The drawing shall not be used for construction unless endorsed "For Construction" and authorized for issue.

issue	revision	description	date	verified
A		ISSUED FOR S4.55 APPROVAL	14/3/22	
B		ISSUED FOR S4.55 APPROVAL	11/4/22	



consultants
Civil/Structural Engineers
BG&E
Level 1, 163 King St.
Newcastle, NSW, 2300

Town Planner
ADW Johnson
7/335 Hillborough Road
Warners Bay NSW 2292

Mechanical Engineer
EVC Consulting Engineers
Suite 2, Level 1,
456 Hunter St
Newcastle NSW 2300

Electrical / Hydraulic Engineer
Acol Consultants
Level 1, 54 Union St
Cooks Hill, NSW 2300

clients
Horizon Newcastle Pty Ltd

architects in association
hill thalis
ARCHITECTURE + URBAN PROJECTS PTY LTD

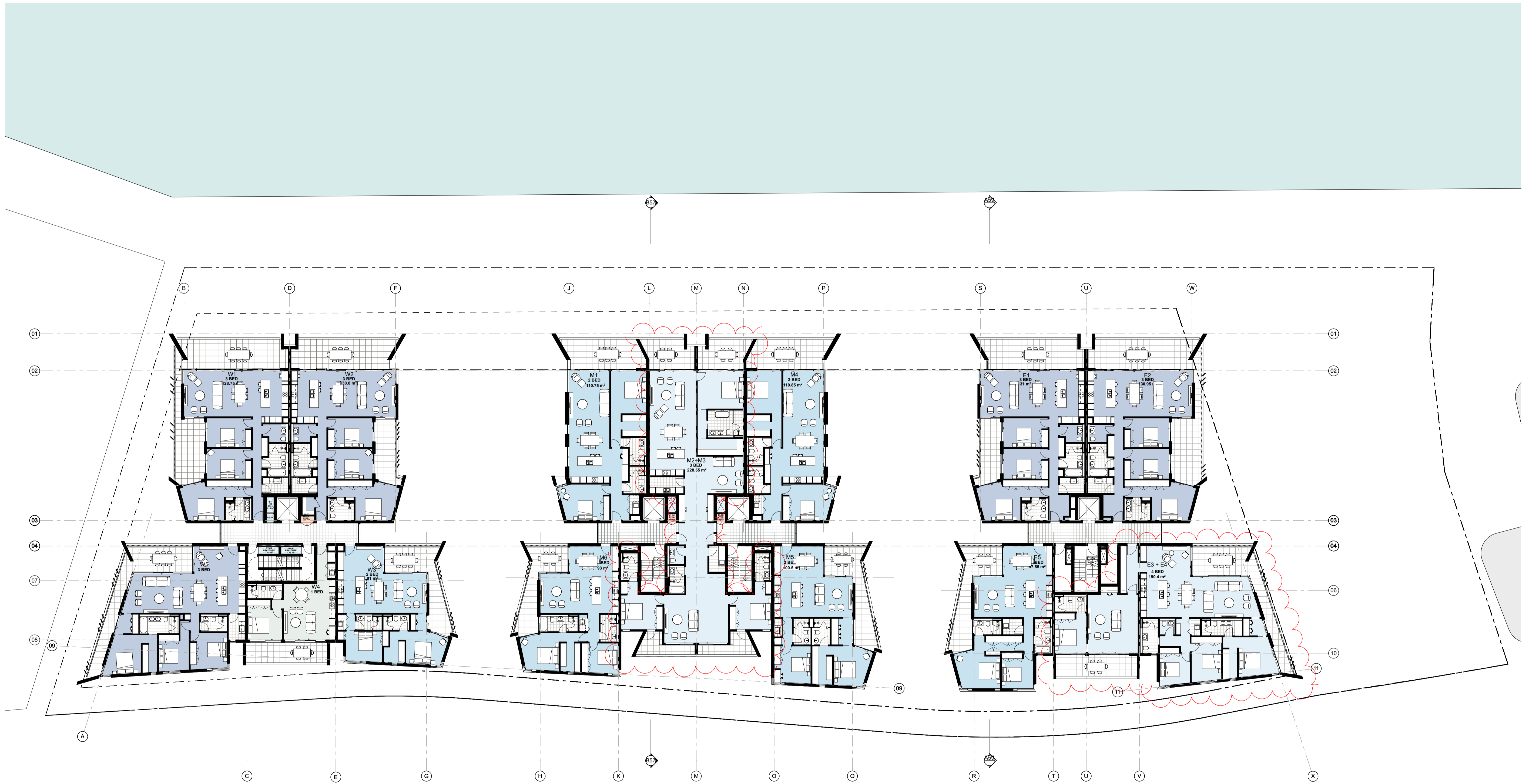
CKDS ARCHITECTURE
P.O. Box 958
Newcastle NSW Australia
Ph: 02 4929 1843
admin@ckds.com.au
www.ckds.com.au

project
Horizon Lee 5
Lee 5 Honeysuckle
Newcastle, NSW
Australia

drawing title
Plans
Level 01

drawing scale	drawn	verified	date
Refer to Drawing	JB	SC	14.03.22
project #	18122	drawing #	DA-110
		issue	B

this document is the copyright of CKDS Architecture PTY LTD / Hill Thalis
check and verify all dimensions on site
refer any discrepancies to the designer before proceeding with the work
do not scale drawings manually or electronically
drawing shall not be used for construction until issued for construction by designer.

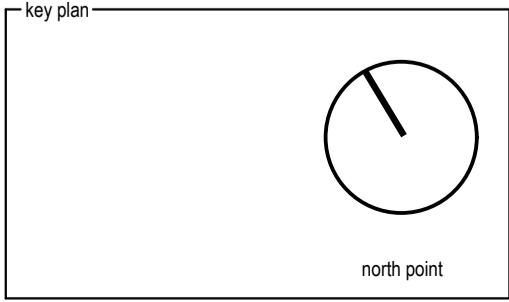


Level 02
SCALE 1:200 @ A1

S4.55 Application

©CKDS Architecture PTY LTD / HILL THALIS
ABN 12 129 231 269
Notes:
The information contained in this document is copyright and may not be used or reproduced for any other project or purpose.
Verify all dimensions and levels on site and report any discrepancies prior to the commencement of work.
Drawings are to be read in conjunction with all contract documents.
Use figured dimensions only. Do not scale from drawings.
CKDS Architecture cannot guarantee the accuracy of content and format for copies of drawings issued electronically.
The completion of the issue details checked and authorized section below is confirmation of the status of the drawing. The drawing shall not be used for construction unless endorsed "For Construction" and authorized for issue.

issue	revision	description	date	verified
A		ISSUED FOR S4.55 APPROVAL	14/3/22	
B		ISSUED FOR S4.55 APPROVAL	11/4/22	



consultants
Civil/Structural Engineers
BG&E
Level 1, 163 King St.
Newcastle, NSW, 2300

Town Planner
ADW Johnson
7/335 Hillborough Road
Warners Bay NSW 2292

Mechanical Engineer
EVC Consulting Engineers
Suite 2, Level 1,
456 Hunter St
Newcastle NSW 2300

Electrical / Hydraulic Engineer
Acol Consultants
Level 1, 54 Union St
Cooks Hill, NSW 2300

clients
Horizon Newcastle Pty Ltd

architects in association
hill thalis
ARCHITECTURE + URBAN PROJECTS PTY LTD

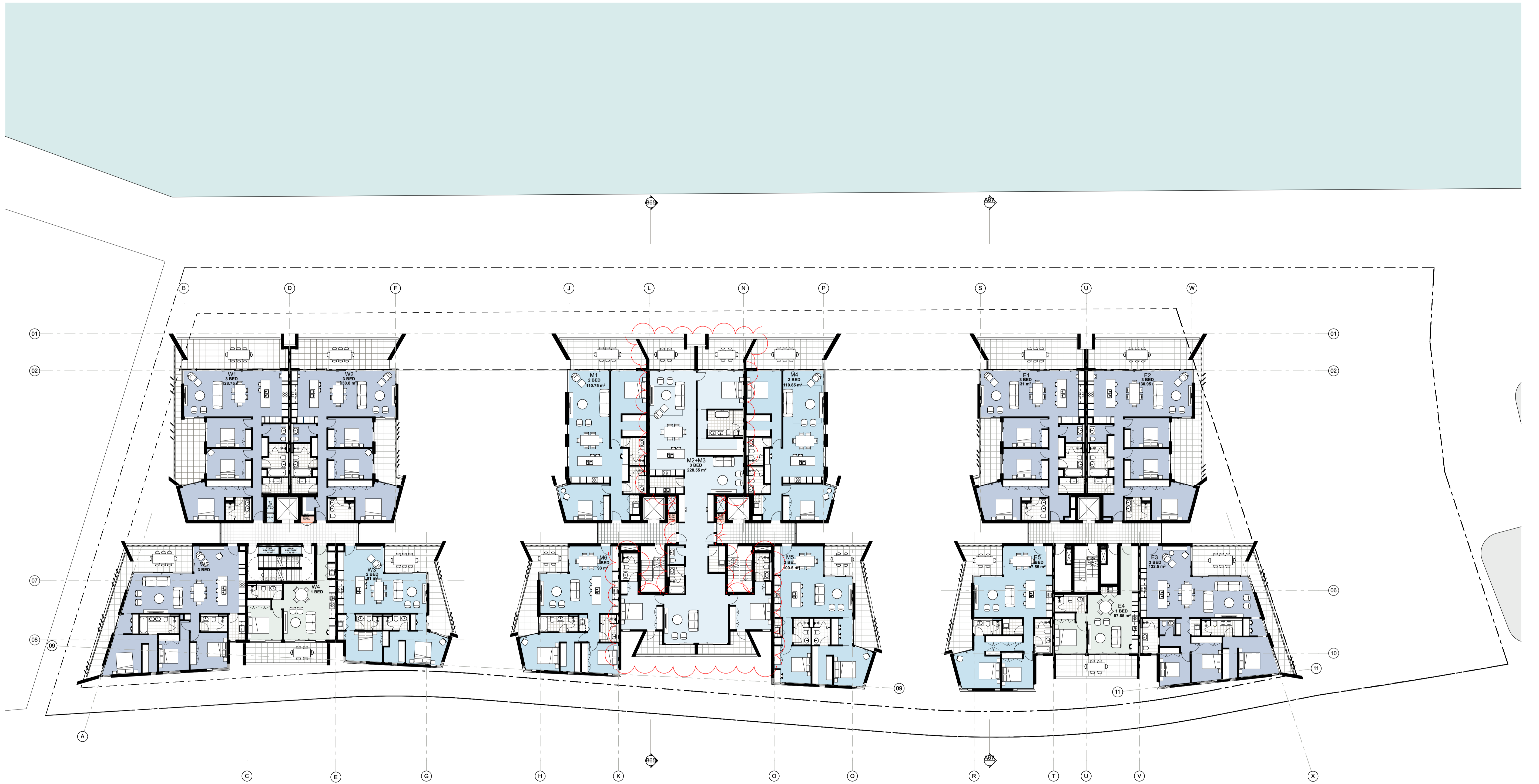
CKDS ARCHITECTURE
P.O. Box 958 Newcastle NSW Australia Ph. 02 4929 1843 admin@ckds.com.au ACN 129 231 269 www.ckds.com.au

project
Horizon Lee 5
Lee 5 Honeyeuckle
Newcastle, NSW
Australia

drawing title
**Plans
Level 02**

drawing scale	drawn	verified	date
Refer to Drawing	JB	SC	14.03.22
project #	drawing #	issue	
18122	DA-111	B	

this document is the copyright of CKDS Architecture PTY LTD / Hill Thalis
check and verify all dimensions on site
refer any discrepancies to the designer before proceeding with the work
do not scale drawings manually or electronically
drawing shall not be used for construction until issued for construction by designer.

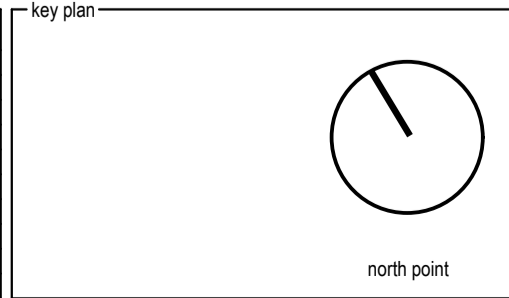


Level 03
SCALE 1:200 @ A1

S4.55 Application

©CKDS Architecture PTY LTD / HILL THALIS
ABN 12 129 231 269
Notes:
The information contained in this document is copyright and may not be used or reproduced for any other project or purpose.
Verify all dimensions and levels on site and report any discrepancies prior to the commencement of work.
Drawings are to be read in conjunction with all contract documents.
Use figured dimensions only. Do not scale from drawings.
CKDS Architecture cannot guarantee the accuracy of content and format for copies of drawings issued electronically.
The completion of the issue details checked and authorized section below is confirmation of the status of the drawing. The drawing shall not be used for construction unless endorsed "For Construction" and authorized for issue.

issue	revision	description	date	verified
A		ISSUED FOR S4.55 APPROVAL	14/3/22	
B		ISSUED FOR S4.55 APPROVAL	11/4/22	



consultants
Civil/Structural Engineers
BG&E
Level 1, 163 King St.
Newcastle, NSW, 2300

Town Planner
ADW Johnson
7/335 Hillborough Road
Warners Bay NSW 2292

Mechanical Engineer
EVC Consulting Engineers
Suite 2, Level 1,
456 Hunter St
Newcastle NSW 2300

Electrical / Hydraulic Engineer
Acol Consultants
Level 1, 54 Union St
Cooks Hill, NSW 2300

clients
Horizon Newcastle Pty Ltd

architects in association
hill thalis
ARCHITECTURE + URBAN PROJECTS PTY LTD

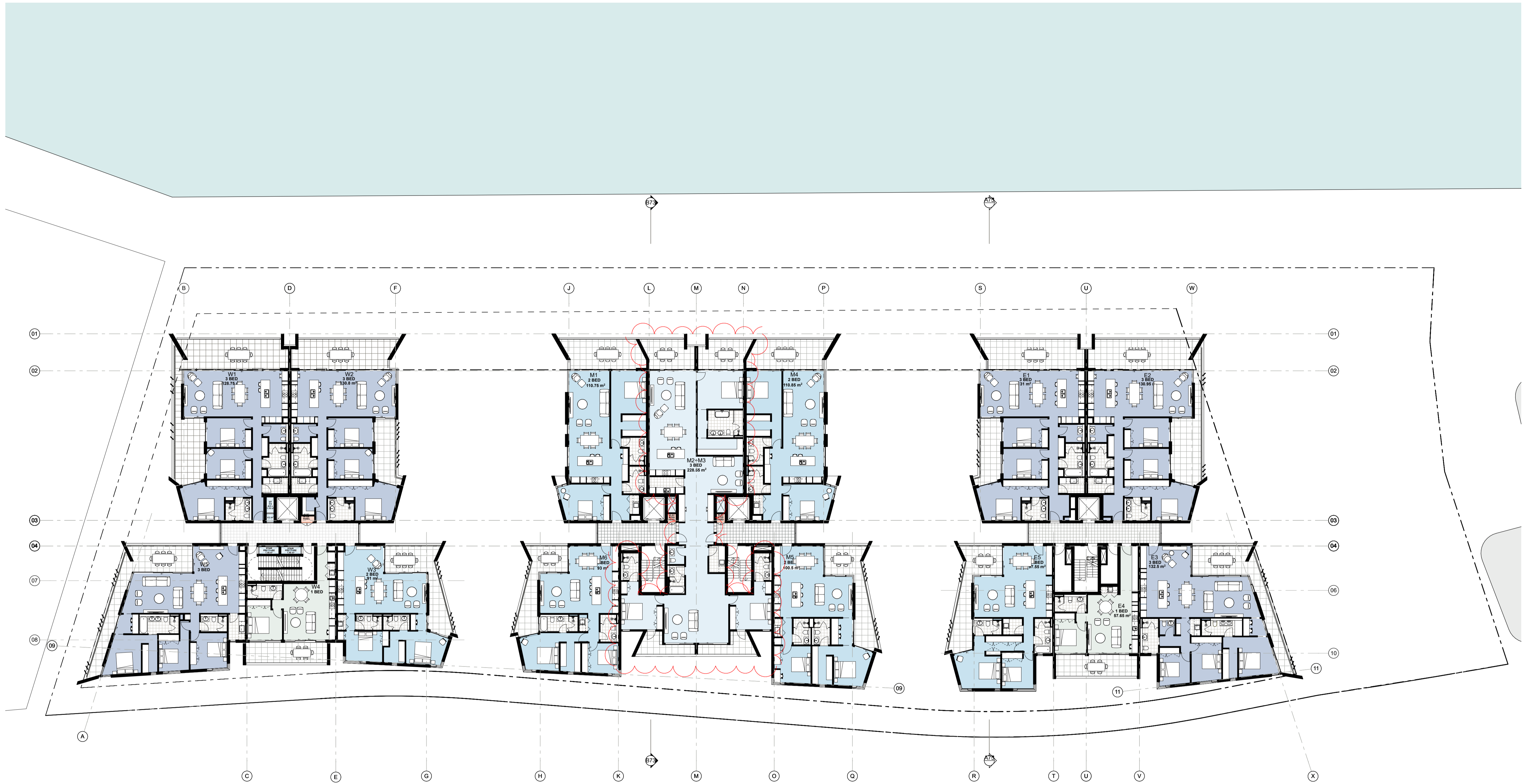
CKDS ARCHITECTURE
P.O. Box 958
Newcastle NSW Australia
Ph: 02 4929 1843
admin@ckds.com.au
www.ckds.com.au

project
Horizon Lee 5
Lee 5 Honeysuckle
Newcastle, NSW
Australia

drawing title
Plans
Level 03

drawing scale	drawn	verified	date
Refer to Drawing	JB	SC	14.03.22
project #	drawing #	issue	
18122	DA-112	B	

This document is the copyright of CKDS Architecture PTY LTD / Hill Thalis. Check and verify all dimensions on site. Refer any discrepancies to the designer before proceeding with the work. Do not scale drawings manually or electronically. Drawing shall not be used for construction until issued for construction by designer.

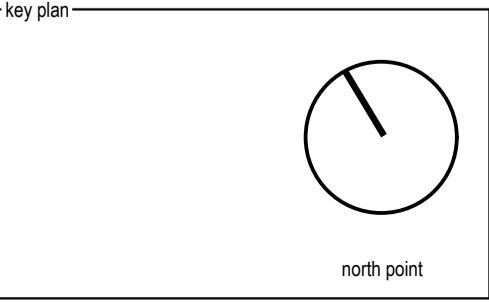


Level 04
SCALE 1:200 @ A1

S4.55 Application

©CKDS Architecture PTY LTD / HILL THALIS
ABN 12 129 231 269
Notes:
The information contained in this document is copyright and may not be used or reproduced for any other project or purpose.
Verify all dimensions and levels on site and report any discrepancies prior to the commencement of work.
Drawings are to be read in conjunction with all contract documents.
Use figured dimensions only. Do not scale from drawings.
CKDS Architecture cannot guarantee the accuracy of content and format for copies of drawings issued electronically.
The completion of the issue details checked and authorized section below is confirmation of the status of the drawing. The drawing shall not be used for construction unless endorsed "For Construction" and authorized for issue.

issue	revision	description	date	verified
A		ISSUED FOR S4.55 APPROVAL	14/3/22	
B		ISSUED FOR S4.55 APPROVAL	11/4/22	



consultants
Civil/Structural Engineers
BG&E
Level 1, 163 King St.
Newcastle, NSW, 2300

Town Planner
ADW Johnson
7/335 Hillborough Road
Warners Bay NSW 2292

Mechanical Engineer
EVC Consulting Engineers
Suite 2, Level 1,
456 Hunter St
Newcastle NSW 2300

Electrical / Hydraulic Engineer
Acol Consultants
Level 1, 54 Union St
Cooks Hill, NSW 2300

clients
Horizon Newcastle Pty Ltd

architects in association
hill thalis
ARCHITECTURE + URBAN PROJECTS PTY LTD

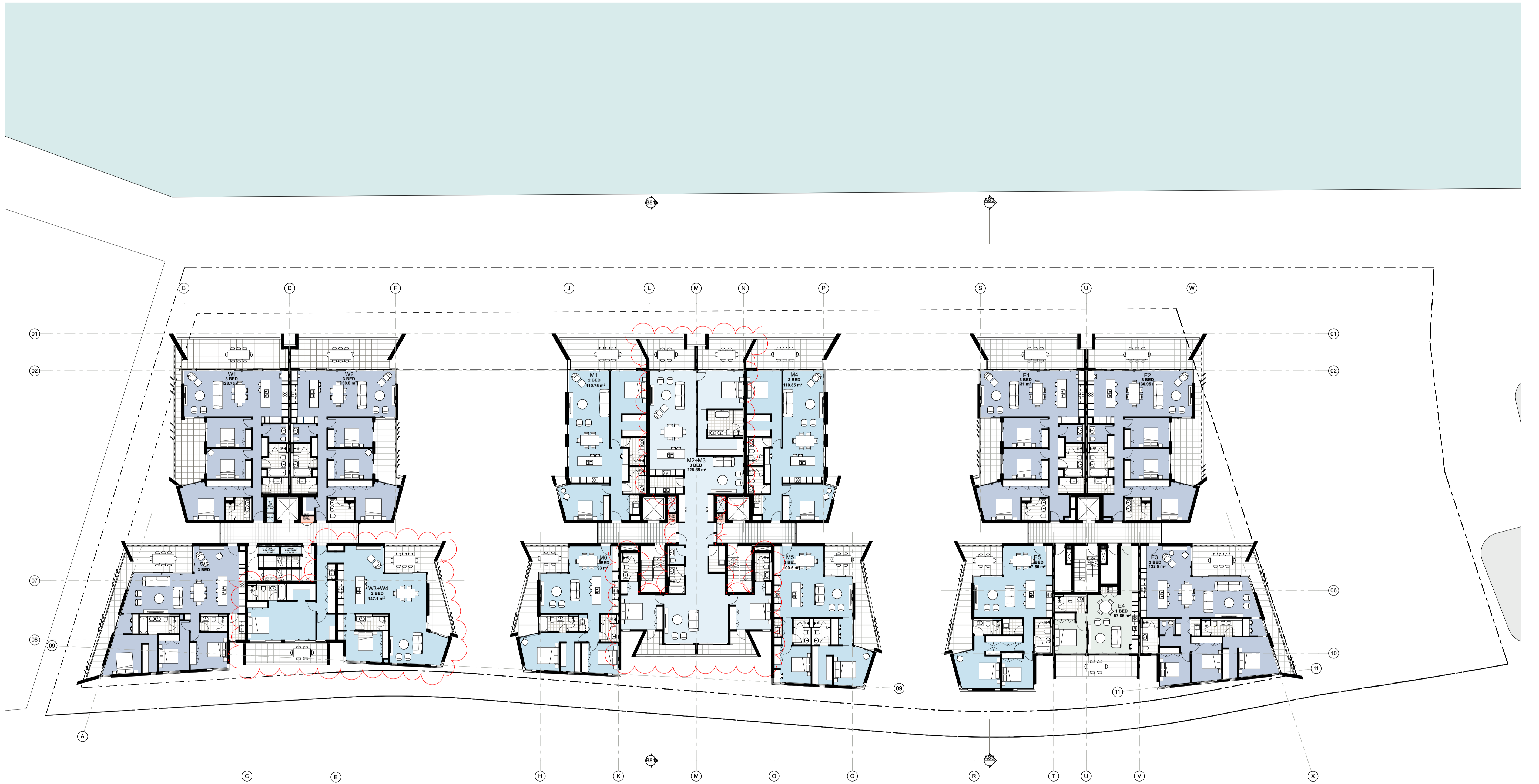
CKDS ARCHITECTURE
P.O. Box 958
Newcastle NSW Australia
Ph: 02 4929 1843
admin@ckds.com.au
www.ckds.com.au

project
Horizon Lee 5
Lee 5 Honeysuckle
Newcastle, NSW
Australia

drawing title
Plans
Level 04

drawing scale	drawn	verified	date
Refer to Drawing	JB	SC	14.03.22
project #	18122	drawing #	DA-113
		issue	B

This document is the copyright of CKDS Architecture PTY LTD / Hill Thalis. Check and verify all dimensions on site. Refer any discrepancies to the designer before proceeding with the work. Do not scale drawings manually or electronically. Drawing shall not be used for construction until issued for construction by designer.

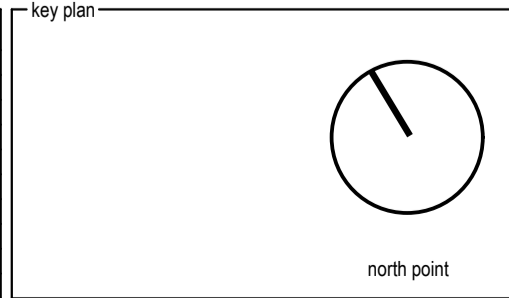


Level 05
SCALE 1:200 @ A1

S4.55 Application

©CKDS Architecture PTY LTD / HILL THALIS
ABN 12 129 231 269
Notes:
The information contained in this document is copyright and may not be used or reproduced for any other project or purpose.
Verify all dimensions and levels on site and report any discrepancies prior to the commencement of work.
Drawings are to be read in conjunction with all contract documents.
Use figured dimensions only. Do not scale from drawings.
CKDS Architecture cannot guarantee the accuracy of content and format for copies of drawings issued electronically.
The completion of the issue details checked and authorized section below is confirmation of the status of the drawing. The drawing shall not be used for construction unless endorsed "For Construction" and authorized for issue.

issue	revision	description	date	verified
A		ISSUED FOR S4.55 APPROVAL	14/3/22	
B		ISSUED FOR S4.55 APPROVAL	11/4/22	



consultants
Civil/Structural Engineers
BG&E
Level 1, 163 King St,
Newcastle, NSW, 2300

Town Planner
ADW Johnson
7/335 Hillborough Road
Warners Bay NSW 2292

Mechanical Engineer
EVO Consulting Engineers
Suite 2, Level 1,
456 Hunter St
Newcastle NSW 2300

Electrical / Hydraulic Engineer
Acol Consultants
Level 1, 54 Union St
Cooks Hill, NSW 2300

clients
Horizon Newcastle Pty Ltd

architects in association
hill thalis
ARCHITECTURE + URBAN PROJECTS PTY LTD

CKDS ARCHITECTURE
P.O. Box 958
Newcastle NSW Australia
Ph: 02 4929 1843
admin@ckds.com.au
www.ckds.com.au

project
Horizon Lee 5
Lee 5 Honeysuckle
Newcastle, NSW
Australia

drawing title
Plans
Level 05

drawing scale	drawn	verified	date
Refer to Drawing	JB	SC	14.03.22
project #	drawing #	issue	
18122	DA-114	B	

This document is the copyright of CKDS Architecture PTY LTD / Hill Thalis. Check and verify all dimensions on site. Refer any discrepancies to the designer before proceeding with the work. Do not scale drawings manually or electronically. Drawing shall not be used for construction until issued for construction by designer.

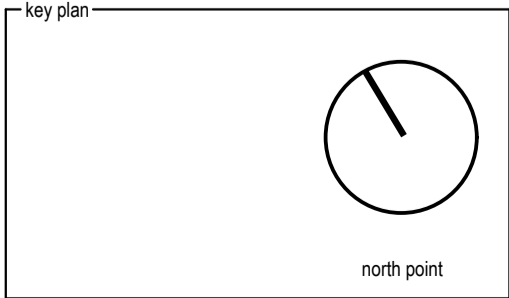


Level 06
SCALE 1:200 @ A1

S4.55 Application

©CKDS Architecture PTY LTD / HILL THALIS
ABN 12 129 231 269
Notes:
The information contained in this document is copyright and may not be used or reproduced for any other project or purpose.
Verify all dimensions and levels on site and report any discrepancies prior to the commencement of work.
Drawings are to be read in conjunction with all contract documents.
Use figured dimensions only. Do not scale from drawings.
CKDS Architecture cannot guarantee the accuracy of content and format for copies of drawings issued electronically.
The completion of the issue details checked and authorized section below is confirmation of the status of the drawing. The drawing shall not be used for construction unless endorsed "For Construction" and authorized for issue.

issue	revision	description	date	verified
A		ISSUED FOR S4.55 APPROVAL	14/3/22	
B		ISSUED FOR S4.55 APPROVAL	11/4/22	



consultants
Civil/Structural Engineers
BG&E
Level 1, 163 King St,
Newcastle, NSW, 2300

Town Planner
ADW Johnson
7/335 Hillborough Road
Warners Bay NSW 2292

Mechanical Engineer
EVC Consulting Engineers
Suite 2, Level 1,
456 Hunter St
Newcastle NSW 2300

Electrical / Hydraulic Engineer
Acol Consultants
Level 1, 54 Union St
Cooks Hill, NSW 2300

clients
Horizon Newcastle Pty Ltd

architects in association
hill thalis
ARCHITECTURE + URBAN PROJECTS PTY LTD

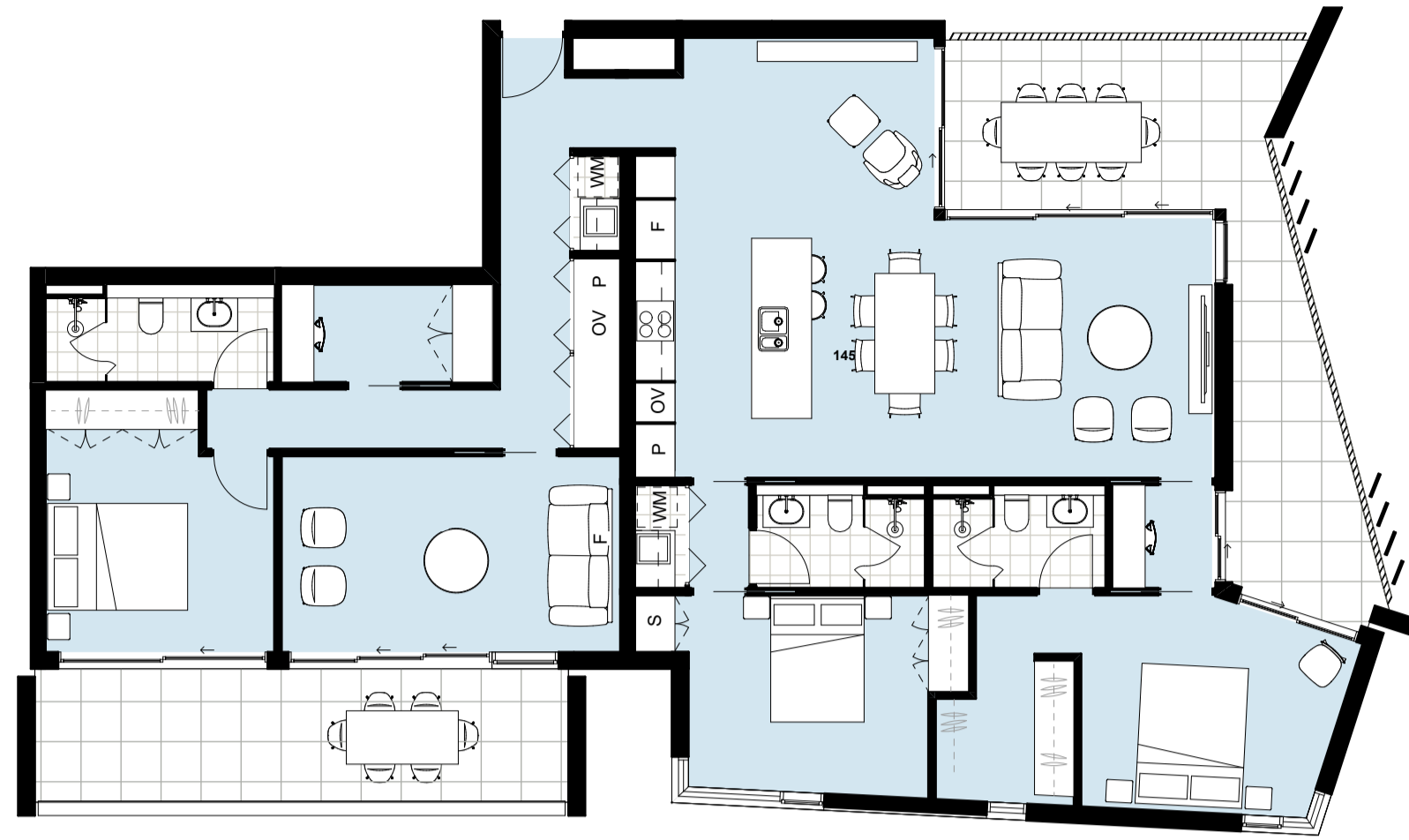
CKDS ARCHITECTURE
P.O. Box 958
Newcastle NSW Australia
Ph: 02 4929 1843
admin@ckds.com.au
www.ckds.com.au

project
Horizon Lee 5
Lee 5 Honeysuckle
Newcastle, NSW
Australia

drawing title
Plans
Level 06

drawing scale	drawn	verified	date
Refer to Drawing	JB	SC	14.03.22
project #	drawing #	issue	
18122	DA-115	B	

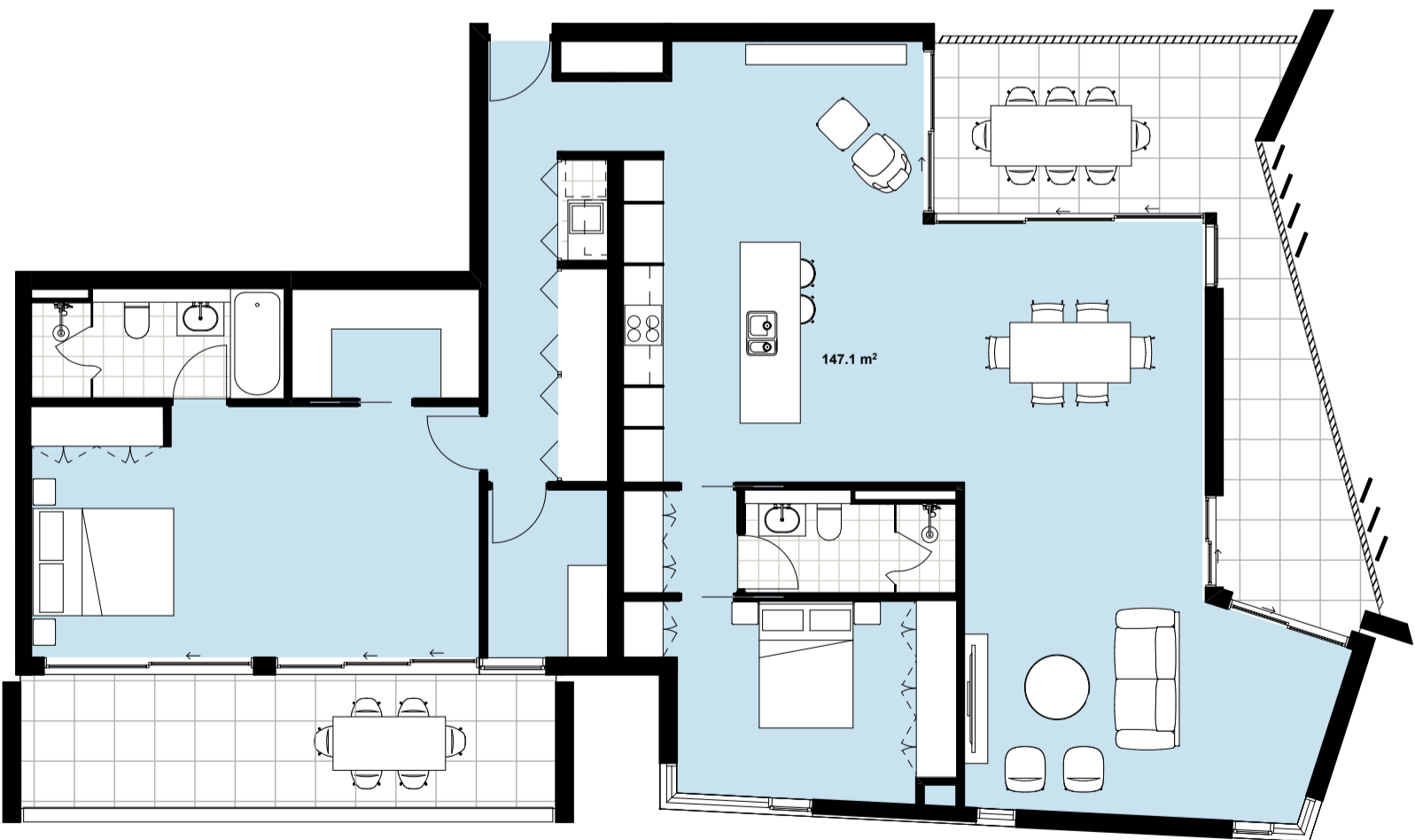
This document is the copyright of CKDS Architecture PTY LTD / Hill Thalis. Check and verify all dimensions on site. Refer any discrepancies to the designer before proceeding with the work. Do not scale drawings manually or electronically. Drawing shall not be used for construction until issued for construction by designer.



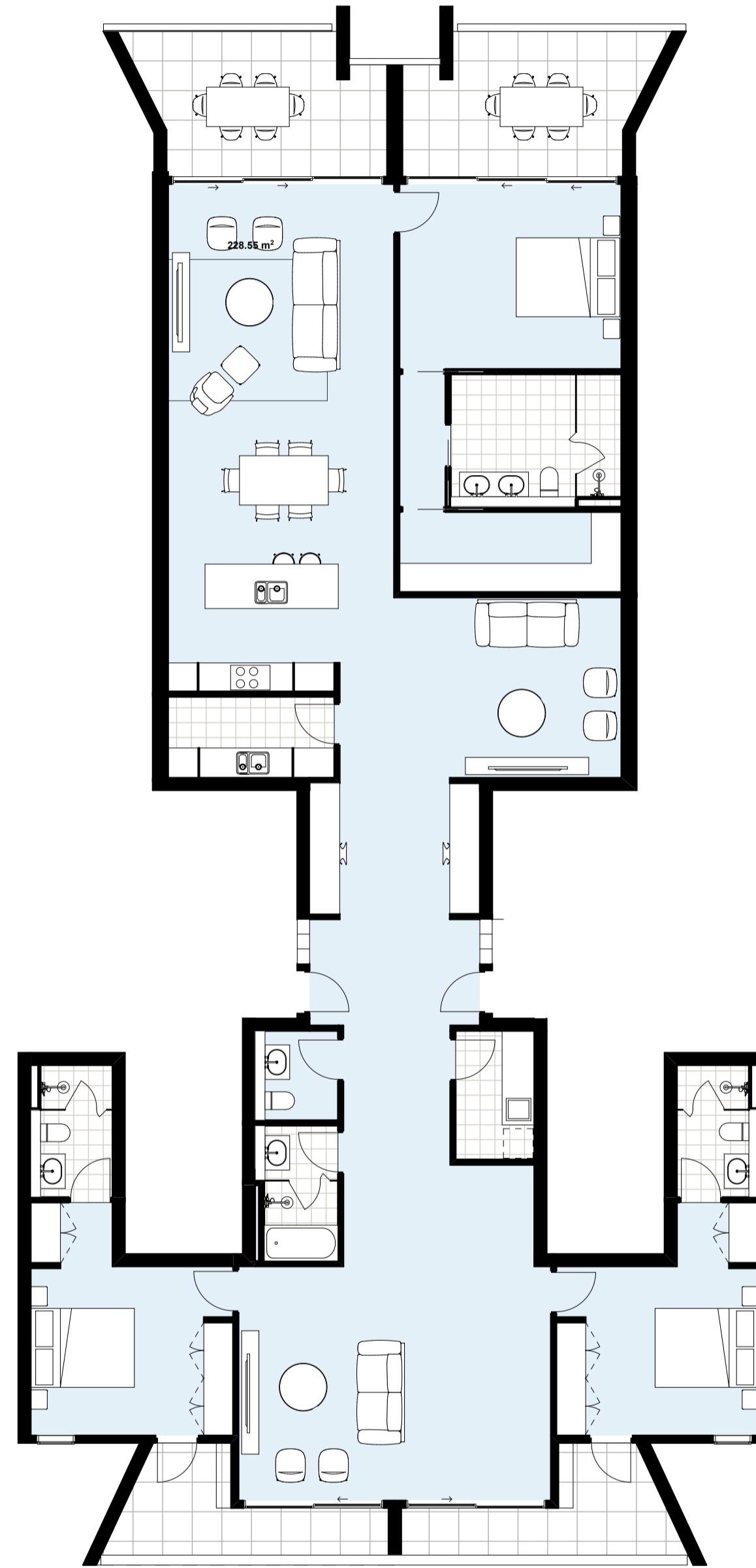
Unit Type W3+W4 (Level 02)
SCALE 1:100 @ A1



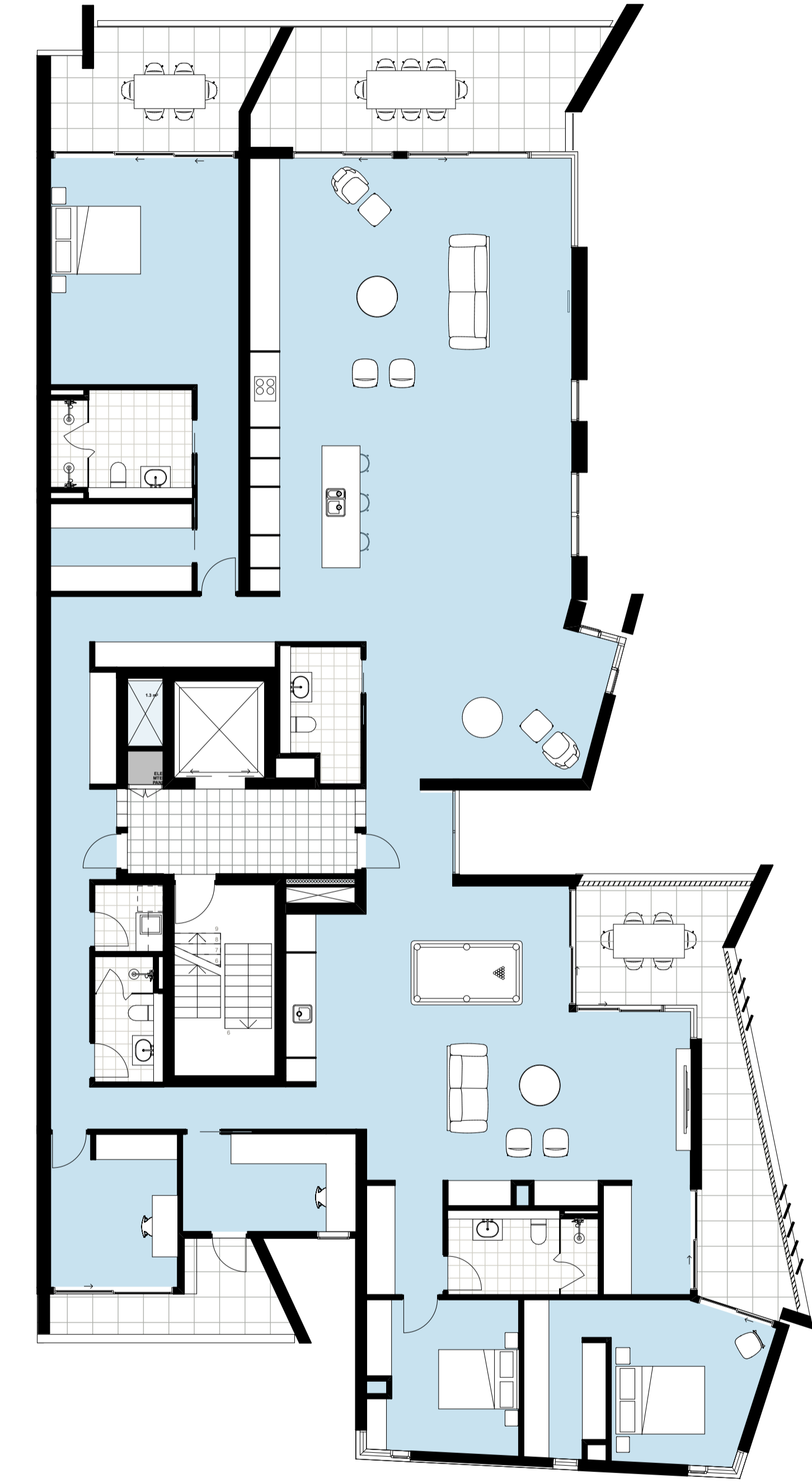
Unit Type E3+E4
SCALE 1:100 @ A1



Unit Type W3+W4 (Level 5)
SCALE 1:100 @ A1



Unit Type M2+M3
SCALE 1:100 @ A1



Unit Type M3+M4+M5
SCALE 1:100 @ A1

S4.55 Application

©CKDS Architecture PTY LTD / HILL THALIS
ABN 12 129 231 269
Notes:
The information contained in this document is copyright and may not be used or reproduced for any other project or purpose.
Verify all dimensions and levels on site and report any discrepancies prior to the commencement of work.
Drawings are to be read in conjunction with all contract documents.
Use figured dimensions only. Do not scale from drawings.
CKDS Architecture cannot guarantee the accuracy of content and format for copies of drawings issued electronically.
The completion of the issue details checked and authorized section below is confirmation of the status of the drawing. The drawing shall not be used for construction unless endorsed "For Construction" and authorized for issue.

issue	revision	description	date	verified
A		ISSUED FOR S4.55 APPROVAL	28/3/22	
B		ISSUED FOR S4.55 APPROVAL	11/4/22	

Key plan

north point

consultants Civil/Structural Engineers BG&E Level 1, 163 King St. Newcastle, NSW, 2300	Town Planner ADW Johnson 7/335 Hillborough Road Warners Bay NSW 2292
Mechanical Engineer EVO Consulting Engineers Suite 2, Level 1, 456 Hunter St Newcastle NSW 2300	Electrical / Hydraulic Engineer Acol Consultants Level 1, 54 Union St Cooks Hill, NSW 2300

clients
Horizon Newcastle Pty Ltd

architects in association
hill thalis
ARCHITECTURE + URBAN PROJECTS PTY LTD
CKDS ARCHITECTURE
P.O. Box 958 Newcastle NSW Australia Ph. 02 4929 1843 admin@ckds.com.au
ACN 129 231 269 www.ckds.com.au

project
Horizon Lee 5
Lee 5 Honeysuckle
Newcastle, NSW
Australia

drawing title
Typical Unit Plans
Typical Unit Plans

drawing scale	drawn	verified	date
Refer to Drawing	JB	SC	18.09.20
project #	drawing #	issue	
18122	DA-205	B	

This document is the copyright of CKDS Architecture PTY LTD / Hill Thalis. Check and verify all dimensions on site. Refer any discrepancies to the designer before proceeding with the work. Do not scale drawings manually or electronically. Drawing shall not be used for construction until issued for construction by designer.

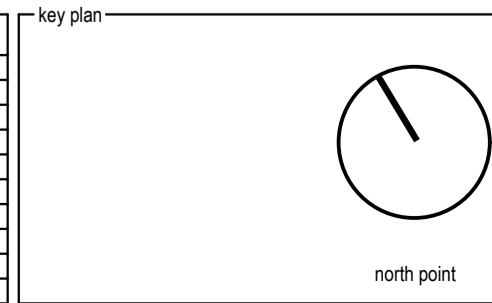
COMMERCIAL / RETAIL	
GROUND FLOOR	INT m ²
RETAIL TENANCY 1	195
RETAIL TENANCY 2	197.5
RETAIL TENANCY 3	75.5
COMMERCIAL SUITE 1	92
TOTAL RETAIL / COMMERCIAL GFA m2	560m²

DWELLING MIX		
1 BED	11	11%
2 BED	38	38%
3 BED	51	50%
4 BED	1	1%
TOTAL	101	

RESIDENTIAL									
LEVEL	NAME	OCCUPANCY	INT m ²	EXT m ²	INT STORAGE m ³	EXT STORAGE m ³	SOLAR	CROSS	ADAPTABLE
GND									
G1	2 Bed	108.5	40.5	6.8	5.5	9.00-12.30	YES		
G2	1 Bed	67.5	29.5	4.1	5.5	9.00-12.30	YES		
G3	2 Bed	108.5	40.5	6.8	5.5	9.00-12.30	YES		
L1									
W1-1	3 Bed	128.5	50.5	8.1	5.5	9.00-3.00	YES	LHD	
W2-1	3 Bed	128.5	39.5	8.1	5.5	9.00-12.30	YES	LHD	
W3-1 + W4-1	3 Bed	144.5	42.5	8.1	11	9.00-10.15	YES		
W5-1	3 Bed	127.5	35	6.1	5.5	9.30-3.00	YES		
M1-1	2 Bed	108.5	22.5	6.8	5.5	9.00-3.00	YES		
M2-1	2 Bed	117	20.5	6.8	5.5	9.00-12.30	YES		
M3-1	2 Bed	117	20.5	6.1	5.5	9.00-12.30	YES		
M4-1	2 Bed	108.5	22.5	6.8	5.5	9.00-12.30	YES		
M5-1	2 Bed	100.5	24	6.1	5.5	9.00-10.15	YES		
M6-1	2 Bed	93	21.5	5.4	5.5	9.00-12.15	YES		
E1-1	3 Bed	129.5	40.5	8.1	5.5	9.00-3.00	YES	LHD	
E2-1	3 Bed	130.5	51.5	8.1	5.5	9.00-12.30	YES	LHD	
E3-1	3 Bed	132.5	29.5	7.4	5.5	9.00-10.30	YES		
E4-1	1 Bed	58.5	16	10.8	5.5	NIL			
E5-1	2 Bed	97.5	24	6.8	5.5	10.15-12.30	YES		
L2									
W1-2	3 Bed	128.5	50.5	8.1	5.5	9.00-3.00	YES	LHD	
W2-2	3 Bed	128.5	39.5	8.1	5.5	9.00-12.30	YES	LHD	
W3-2	2 Bed	91	26.5	4.7	5.5	9.00-10.15	YES		
W4-2	1 Bed	53.5	16	3.4	5.5	NIL			
W5-2	3 Bed	127.5	35	6.1	5.5	9.30-3.00	YES		
M1-2	2 Bed	108.5	22.5	6.8	5.5	9.00-3.00	YES		
M2-2 + M3-2	3 Bed	234	41	13.6	11	9.00-12.30	YES		
M4-2	2 Bed	108.5	22.5	6.8	5.5	9.00-12.30	YES		
M5-2	2 Bed	100.5	24	6.1	5.5	9.00-10.15	YES		
M6-2	2 Bed	93	21.5	5.4	5.5	9.00-12.15	YES		
E1-2	3 Bed	129.5	40.5	8.1	5.5	9.00-3.00	YES	LHD	
E2-2	3 Bed	130.5	51.5	8.1	5.5	9.00-12.30	YES	LHD	
E3-2 + E4-2	4 Bed	191	45.5	18.2	11	9.00-10.30	YES		
E5-2	2 Bed	97.5	24	6.8	5.5	10.15-12.30	YES		
L3									
W1-3	3 Bed	128.5	50.5	8.1	5.5	9.00-3.00	YES	LHD	
W2-3	3 Bed	128.5	39.5	8.1	5.5	9.00-12.30	YES	LHD	
W3-3	2 Bed	91	26.5	4.7	5.5	9.00-10.15	YES		
W4-3	1 Bed	53.5	16	3.4	5.5	NIL			
W5-3	3 Bed	127.5	35	6.1	5.5	9.30-3.00	YES		
M1-3	2 Bed	108.5	22.5	6.8	5.5	9.00-3.00	YES		
M2-3 + M3-3	3 Bed	234	41	12.9	11	9.00-12.30	YES		
M4-3	2 Bed	108.5	22.5	6.8	5.5	9.00-12.30	YES		
M5-3	2 Bed	100.5	24	6.1	5.5	9.00-10.15	YES		
M6-3	2 Bed	93	21.5	5.4	5.5	9.00-12.15	YES		
E1-3	3 Bed	129.5	40.5	8.1	5.5	9.00-3.00	YES	LHD	
E2-3	3 Bed	130.5	51.5	8.1	5.5	9.00-12.30	YES	LHD	
E3-3	3 Bed	132.5	29.5	7.4	5.5	9.00-10.30	YES		
E4-3	1 Bed	58.5	16	10.8	5.5	NIL			
E5-3	2 Bed	97.5	24	6.8	5.5	10.15-1.15	YES		
L4									
W1-4	3 Bed	128.5	50.5	8.1	5.5	9.00-3.00	YES	LHD	
W2-4	3 Bed	128.5	39.5	8.1	5.5	9.00-12.30	YES	LHD	
W3-4	2 Bed	91	26.5	4.7	5.5	9.00-10.15	YES		
W4-4	1 Bed	53.5	16	3.4	5.5	NIL			
W5-4	3 Bed	127.5	35	6.1	5.5	9.30-3.00	YES		
M1-4	2 Bed	108.5	22.5	6.8	5.5	9.00-3.00	YES		
M2-4 + M3-4	3 Bed	234	41	12.9	11	9.00-12.30	YES		
M4-4	2 Bed	108.5	22.5	6.8	5.5	9.00-12.30	YES		
M5-4	2 Bed	100.5	24	6.1	5.5	9.00-10.15	YES		
M6-4	2 Bed	93	21.5	5.4	5.5	9.00-1.15	YES		
E1-4	3 Bed	129.5	40.5	8.1	5.5	9.00-3.00	YES	LHD	
E2-4	3 Bed	130.5	51.5	8.1	5.5	9.00-12.30	YES	LHD	
E3-4	3 Bed	132.5	29.5	7.4	5.5	9.00-10.45	YES		
E4-4	1 Bed	58.5	16	10.8	5.5	NIL			
E5-4	2 Bed	97.5	24	6.8	5.5	10.15-1.45	YES		
L5									
W1-5	3 Bed	128.5	50.5	8.1	5.5	9.00-3.00	YES	LHD	
W2-5	3 Bed	128.5	39.5	8.1	5.5	9.00-12.30	YES	LHD	
W3-5 + W4-5	3 Bed	144.5	42.5	8.1	11	9.00-10.15	YES		
W5-5	3 Bed	127.5	35	6.1	5.5	9.30-3.00	YES		
M1-5	2 Bed	108.5	22.5	6.8	5.5	9.00-3.00	YES		
M2-5 + M3-5	3 Bed	234	41	12.9	11	9.00-12.30	YES		
M4-5	2 Bed	108.5	22.5	6.8	5.5	9.00-12.30	YES		
M5-5	2 Bed	100.5	24	6.1	5.5	9.00-10.15	YES		
M6-5	2 Bed	93	21.5	5.4	5.5	9.45-2.00	YES		
E1-5	3 Bed	129.5	40.5	8.1	5.5	9.00-3.00	YES	LHD	
E2-5	3 Bed	130.5	51.5	8.1	5.5	9.00-12.30	YES	LHD	
E3-5	3 Bed	132.5	29.5	7.4	5.5	9.00-11.30	YES		
E4-5	1 Bed	58.5	16	10.8	5.5	NIL			
E5-5	2 Bed	97.5	24	6.8	5.5	10.15-2.15	YES		
L6									
W1-6	3 Bed	128.5	50.5	8.1	5.5	9.00-3.00	YES	LHD	
W2-6	3 Bed	128.5	39.5	8.1	5.5	9.00-12.30	YES	LHD	
W3-6	2 Bed	91	26.5	4.7	5.5	9.00-10.15	YES		
W4-6	1 Bed	53.5	16	3.4	5.5	NIL			
W5-6	3 Bed	127.5	35	6.1	5.5	9.30-3.00	YES		
M1-6	2 Bed	108.5	22.5	6.8	5.5	9.00-3.00	YES		
M2-6	2 Bed	117	20.5	6.8	5.5	9.00-12.30	YES		
M3-6 + M4-6 + M5-6	3 Bed	326	67	19	16.5	9.00-12.30	YES		
M6-6	2 Bed	93	21.5	5.4	5.5	9.15-2.45	YES		
E1-6	3 Bed	129.5	40.5	8.1	5.5	9.00-3.00	YES	LHD	
E2-6	3 Bed	130.5	51.5	8.1	5.5	9.00-12.30	YES	LHD	
E3-6	3 Bed	132.5	29.5	7.4	5.5	9.00-12.15	YES		
E4-6	1 Bed	58.5	16	10.8	5.5	NIL			
E5-6	2 Bed	97.5	24	6.8	5.5	10.15-3.00	YES		
L7									
W1-7	3 Bed	128.5	50.5	8.1	5.5	9.00-3.00	YES	LHD	
W2-7	3 Bed	128.5	39.5	8.1	5.5	9.00-12.30	YES	LHD	
W3-7	2 Bed	91	26.5	4.7	5.5	9.00-10.15	YES		
W4-7	1 Bed	53.5	16	3.4	5.5	NIL			
W5-7	3 Bed	127.5	35	6.1	5.5	9.00-3.00	YES		
M-P-1	3 Bed	166.5	124.5	5.5	5.5	9.00-3.00	YES		
M-P-2	3 Bed	174	132	6	5.5	9.00-2.00	YES		
E-P-1	3 Bed	162	145.5	5.4	5.5	9.00-2.00	YES		
E-P-2	3 Bed	185.5	165.5	6.5	5.5	9.00-2.00	YES		
L8									
W-P-1	3 Bed	170.5	182	5.8	5.5	9.00-3.00	YES		
W-P-2	3 Bed	171.5	154	5.81	5.5	9.00-2.00	YES		

©CKDS Architecture PTY LTD / HILL THALIS
 ABN 12 129 231 269
 Notes:
 The information contained in this document is copyright and may not be used or reproduced for any other project or purpose.
 Verify all dimensions and levels on site and report any discrepancies prior to the commencement of work.
 Drawings are to be read in conjunction with all contract documents.
 Use figured dimensions only. Do not scale from drawings.
 CKDS Architecture cannot guarantee the accuracy of content and format for copies of drawings issued electronically.
 The completion of the issue details checked and authorized section below is confirmation of the status of the drawing. The drawing shall not be used for construction unless endorsed "For Construction" and authorized for issue.

issue	revision	description	date	verified
A		DRAFT DA	10/5/19	
B		DEVELOPMENT APPLICATION	16/5/19	
C		REVISED DA FOR REVIEW	16/5/19	
D		REVISED DA FOR REVIEW	2/6/19	
E		REVISED DEVELOPMENT APPLICATION	28/6/19	
F		REVISED DEVELOPMENT APPLICATION	23/1/20	
G		ISSUED FOR S4.55 APPROVAL	19/2/21	
H		ISSUED FOR S4.55 APPROVAL	28/2/22	



consultants:
 Civil/Structural Engineers
 BG&E
 Level 1, 163 King St,
 Newcastle, NSW, 2300

Mechanical Engineer
 EVO Consulting Engineers
 Suite 2, Level 1,
 456 Hunter St,
 Newcastle NSW 2300

Electrical / Hydraulic Engineer
 Acot Consultants
 Level 1, 54 Union St
 Cooks Hill, NSW 2300

clients
 Horizon Newcastle Pty Ltd

architects in association
 hill thalis
 ARCHITECTURE + URBAN PROJECTS PTY LTD

CKDS ARCHITECTURE
 P.O. Box 968
 Newcastle NSW Australia
 Ph. 02 4929 1843
 admin@ckds.com.au
 www.ckds.com.au

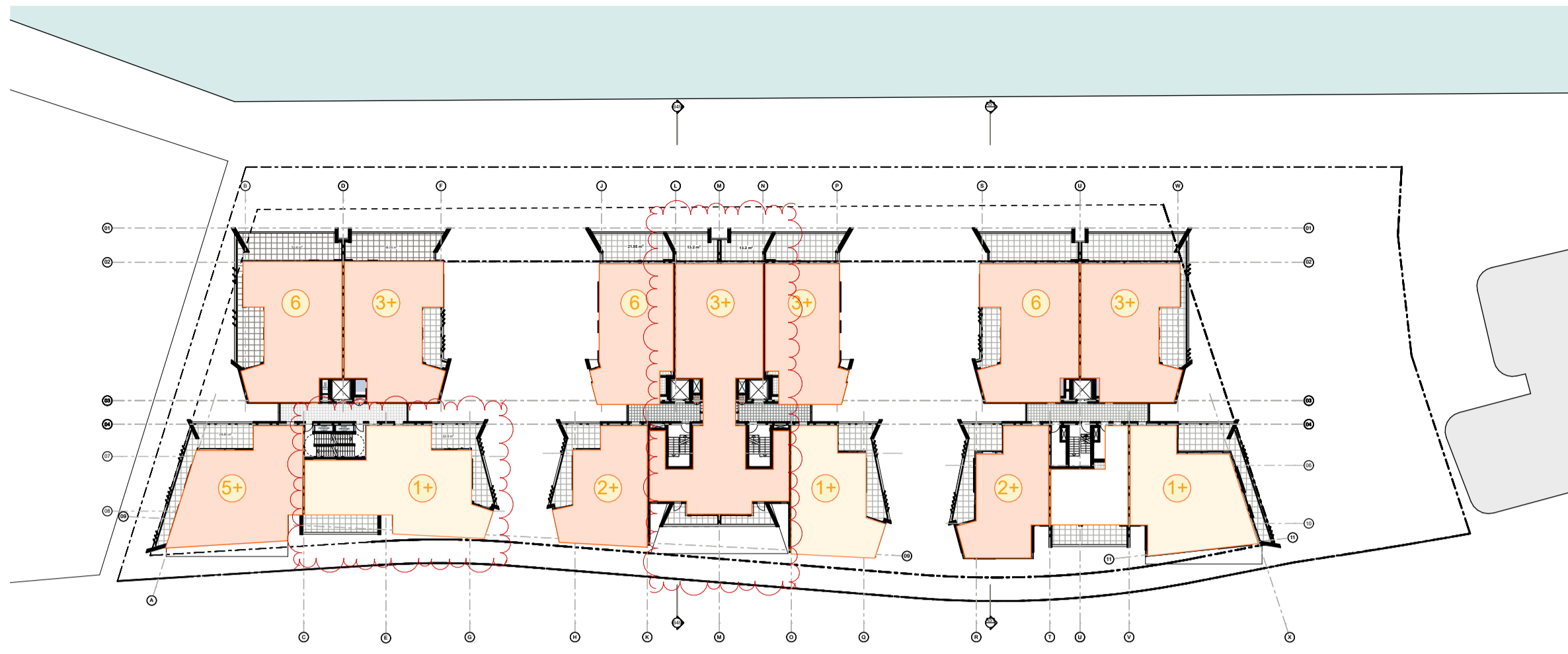
project
 Horizon Lee 5
 Lee 5 Honeysuckle
 Newcastle, NSW
 Australia

drawing title
 ADG
 Area Schedule

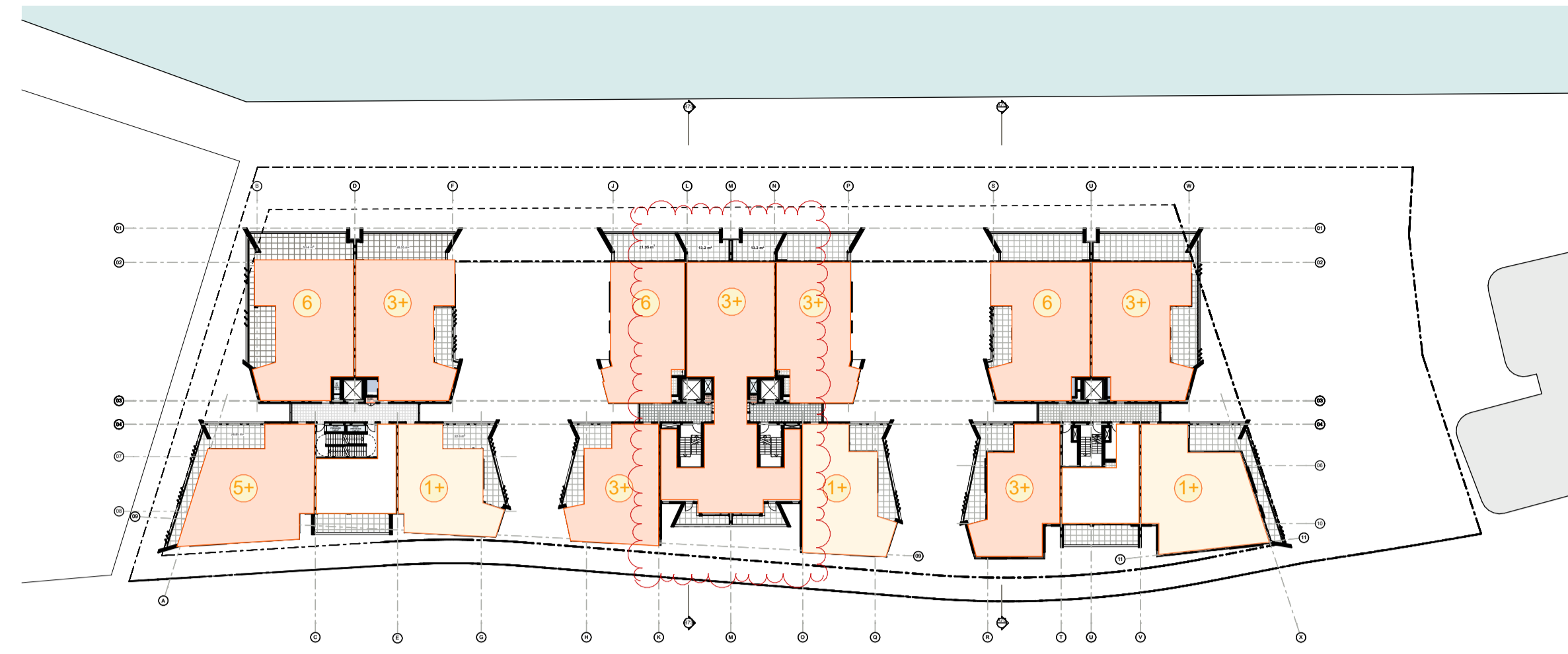
drawing scale
 Refer to Drawing
 18122
 drawing #
 DA-700
 verified
 JB
 SC
 date
 18.09.20
 issue
 H

This document is the copyright of CKDS Architecture PTY LTD / Hill Thalys. Check and verify all dimensions on site. Refer any discrepancies to the designer before proceeding with the work. Do not scale drawings manually or electronically. Drawing shall not be used for construction until issued for construction by designer.

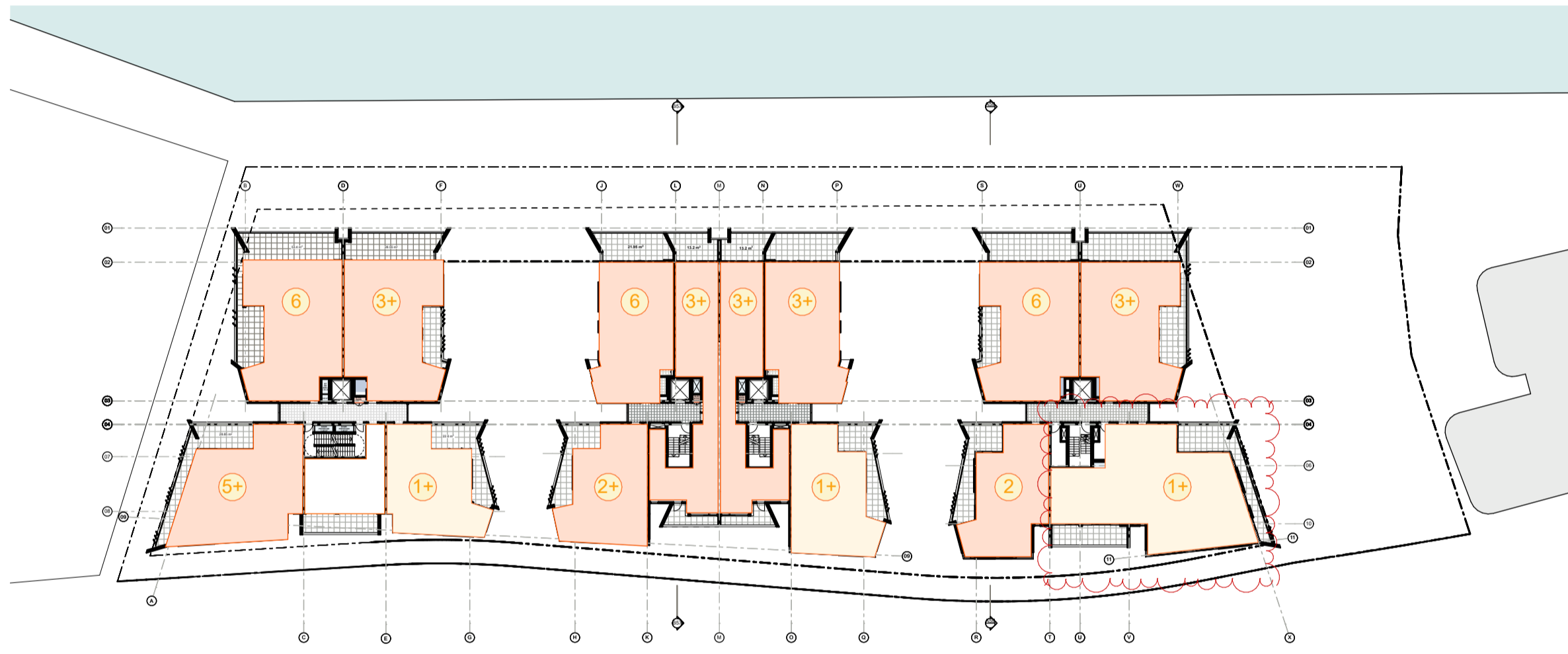
S4.55 Application



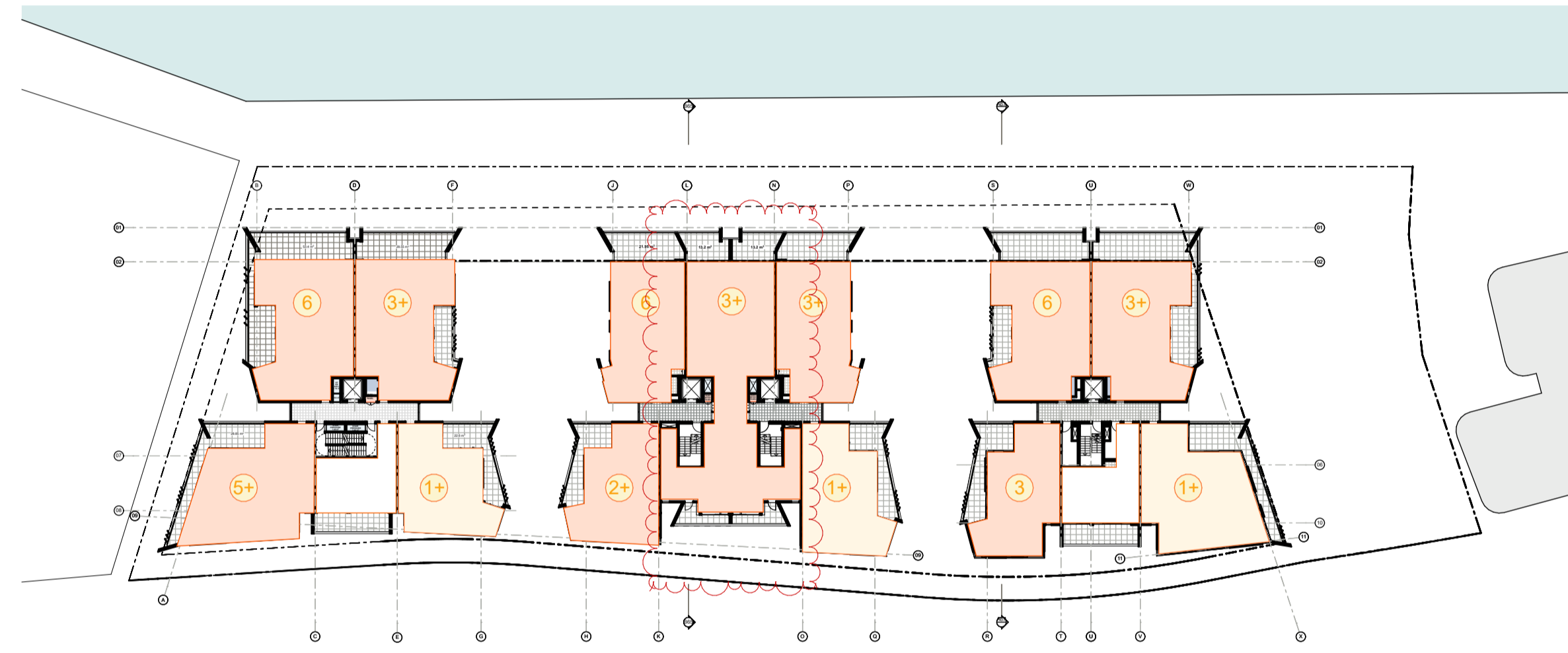
Level 02 Plan



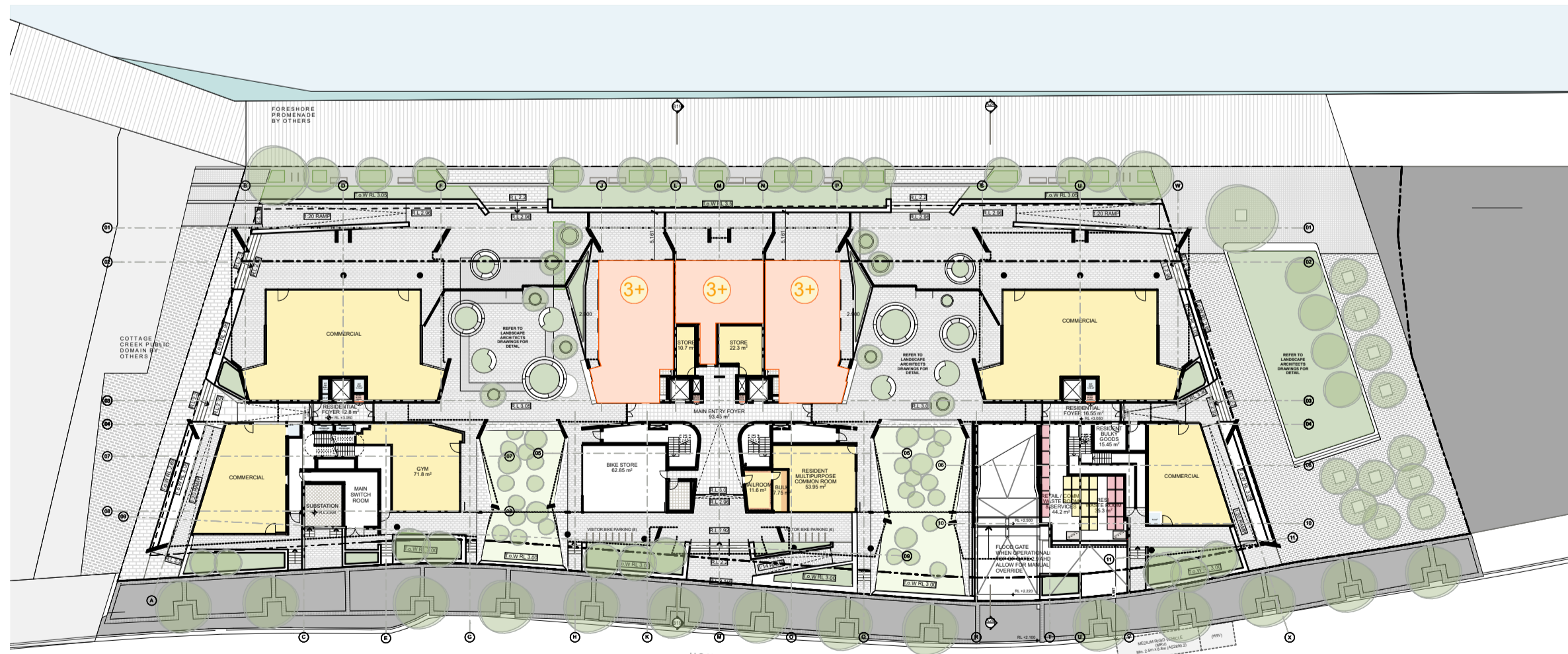
Level 04 Plan



Level 01 Plan



Level 03 Plan



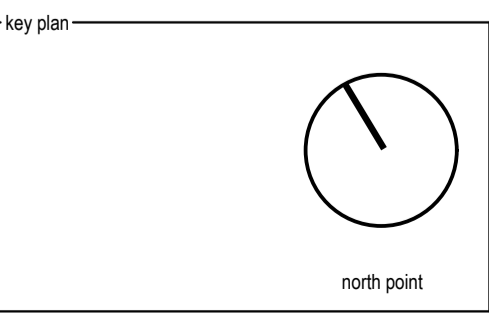
Ground Floor Plan

SOLAR ANALYSIS		
LEVEL	TOTAL APARTMENTS	2 HR+ SOLAR
GROUND FLOOR	3	3
LEVEL 01	15	11
LEVEL 02	14	10
LEVEL 03	15	10
LEVEL 04	15	10
LEVEL 05	14	10
LEVEL 06	14	11
LEVEL 07	9	7
LEVEL 08	2	2
TOTAL	101	74 (73.2%)

S4.55 Application

©CKDS Architecture PTY LTD / HILL THALIS
 ABN 12 129 231 269
 Notes:
 The information contained in this document is copyright and may not be used or reproduced for any other project or purpose.
 Verify all dimensions and levels on site and report any discrepancies prior to the commencement of work.
 Drawings are to be read in conjunction with all contract documents.
 Use figured dimensions only. Do not scale from drawings.
 CKDS Architecture cannot guarantee the accuracy of content and format for copies of drawings issued electronically.
 The completion of the issue details checked and authorized section below is confirmation of the status of the drawing. The drawing shall not be used for construction unless endorsed "For Construction" and authorized for issue.

issue	revision	description	date	verified
A		DRAFT DA	10/5/19	
B		DEVELOPMENT APPLICATION	16/5/19	
C		REVISED DA FOR REVIEW	16/5/19	
D		REVISED DEVELOPMENT APPLICATION	23/1/20	
E		REVISED DEVELOPMENT APPLICATION	23/1/20	
F		ISSUED FOR S4.55 APPROVAL	28/3/22	



consultants:
 Civil/Structural Engineers
 BG&E
 Level 1, 163 King St.
 Newcastle, NSW, 2300
 Mechanical Engineer
 EVC Consulting Engineers
 Suite 2, Level 1,
 456 Hunter St
 Newcastle NSW 2300
 Town Planner
 ADW Johnson
 7/335 Hillborough Road
 Warners Bay NSW 2292
 Electrical / Hydraulic Engineer
 Acol Consultants
 Level 1, 54 Union St
 Cooks Hill, NSW 2300

clients:
 Horizon Newcastle Pty Ltd

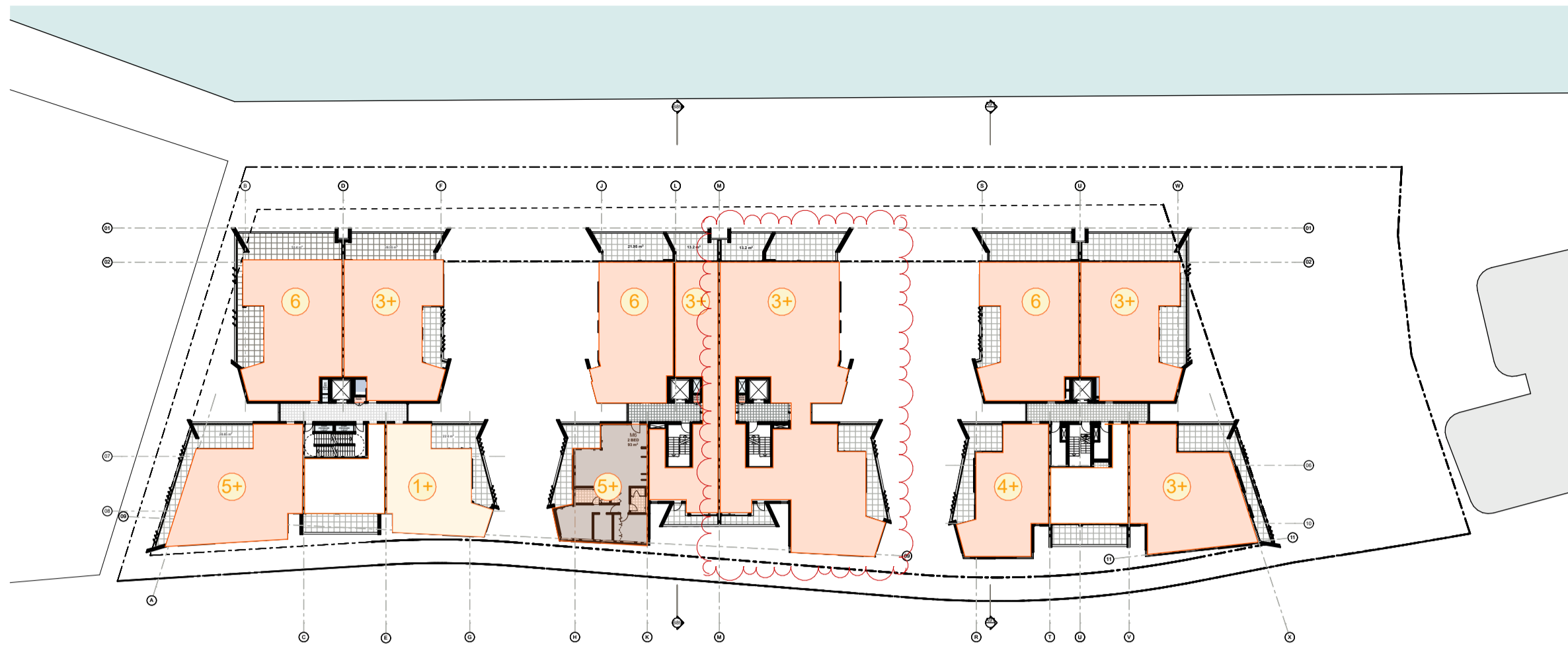
architects in association
 hill thalis
 ARCHITECTURE + URBAN PROJECTS PTY LTD
 CKDS ARCHITECTURE
 P.O. Box 958
 Newcastle NSW Australia
 Ph: 02 4929 1843
 admin@ckds.com.au
 www.ckds.com.au

project:
 Horizon Lee 5
 Lee 5 Honeyuckle
 Newcastle, NSW
 Australia

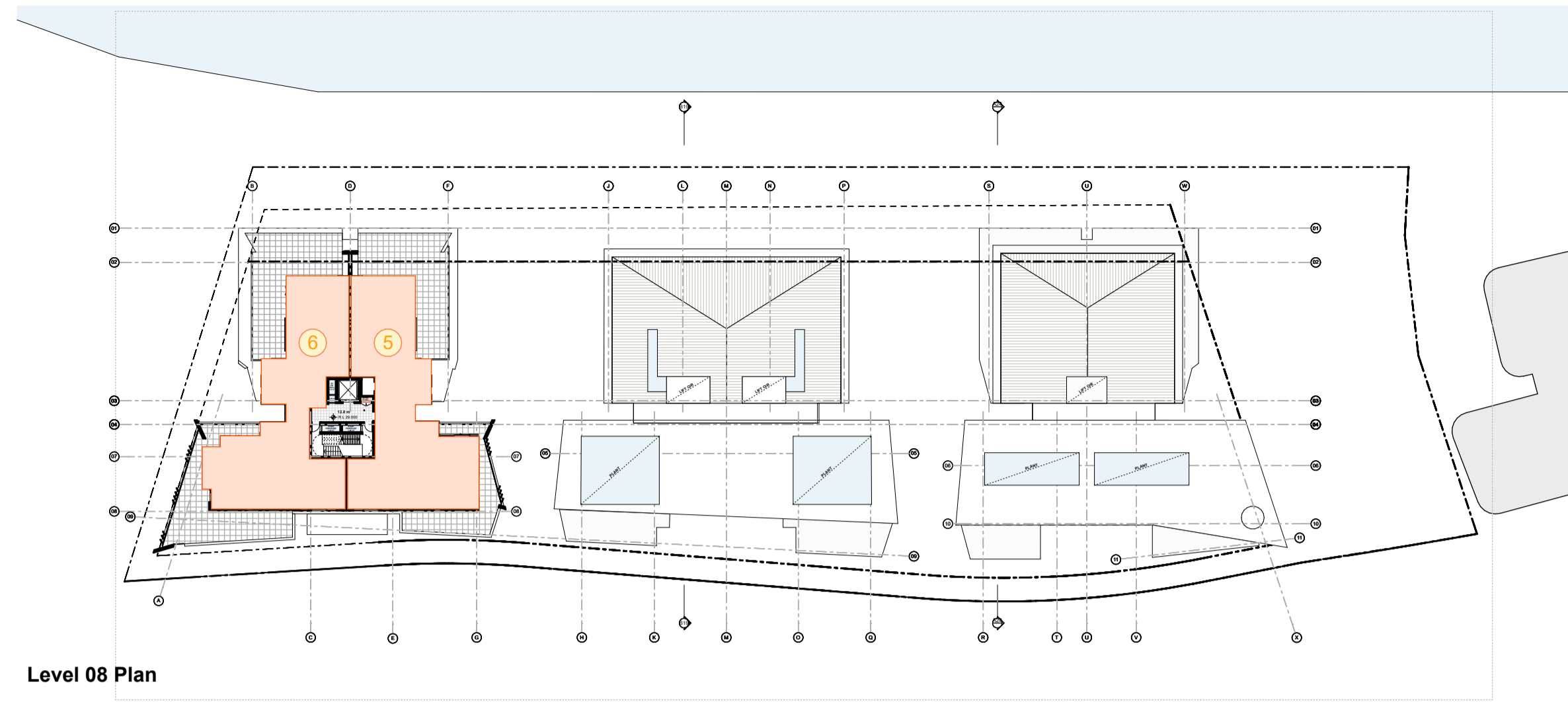
drawing title:
ADG
Solar Analysis

drawing scale	drawn	verified	date
Refer to Drawing	JB	SC	18.09.20
project #	drawing #	issue	
18122	DA-704	F	

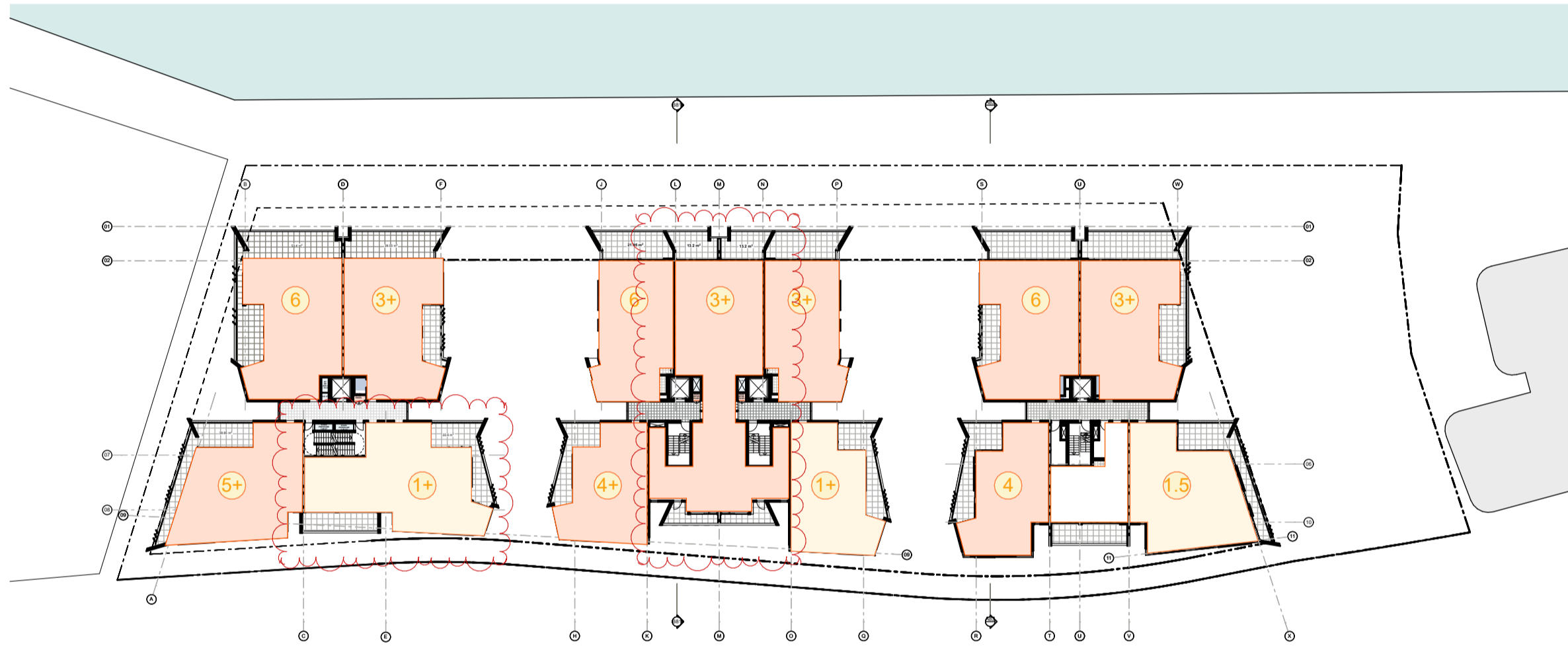
this document is the copyright of CKDS Architecture PTY LTD / Hill Thalis
 check and verify all dimensions on site
 refer any discrepancies to the designer before proceeding with the work
 do not scale drawings manually or electronically
 drawing shall not be used for construction until issued for construction by designer.



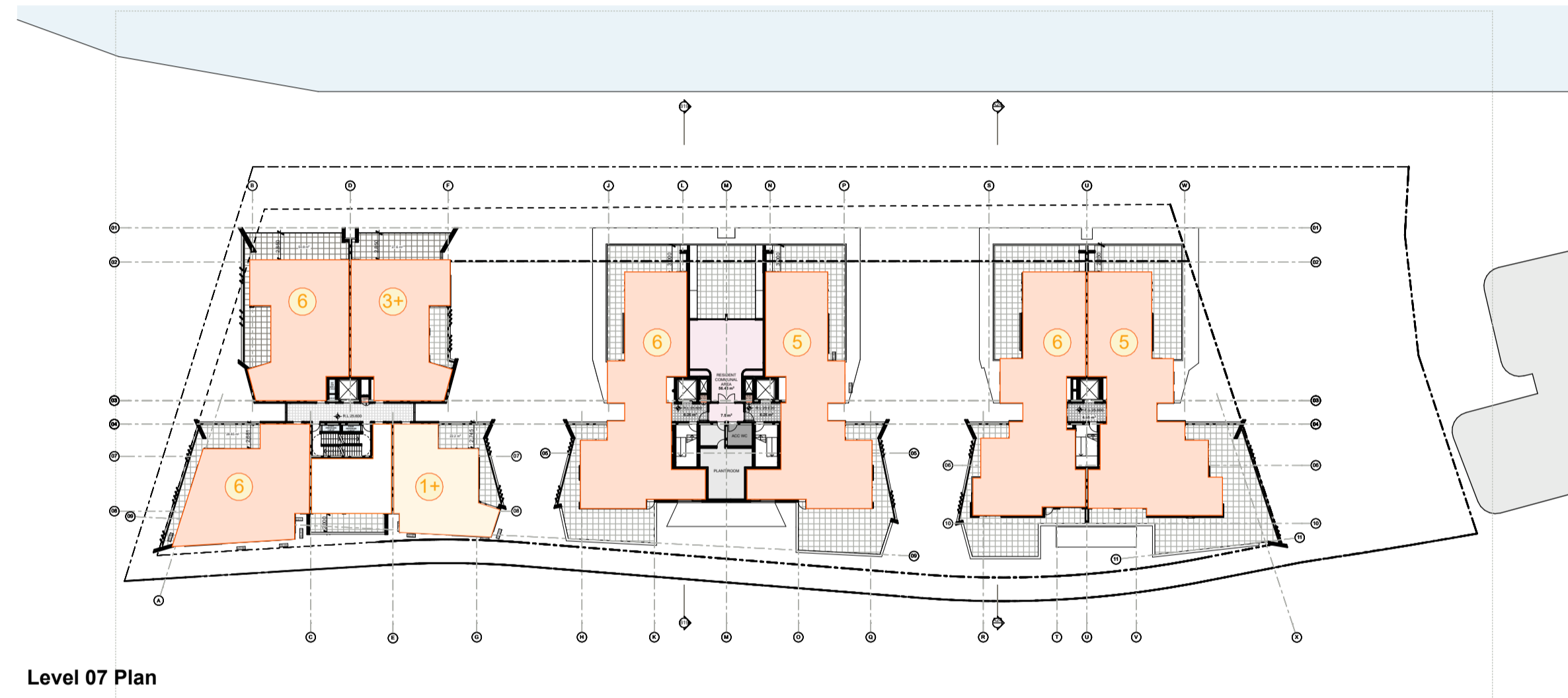
Level 06 Plan



Level 08 Plan



Level 05 Plan



Level 07 Plan


SOLAR ANALYSIS		
LEVEL	TOTAL APARTMENTS	2 HR+ SOLAR
GROUND FLOOR	3	3
LEVEL 01	15	11
LEVEL 02	14	10
LEVEL 03	15	10
LEVEL 04	15	10
LEVEL 05	14	10
LEVEL 06	14	11
LEVEL 07	9	7
LEVEL 08	2	2
TOTAL	101	74 (73.2%)

S4.55 Application

©CKDS Architecture PTY LTD / HILL THALIS
 ABN 12 129 231 269
 Notes:
 The information contained in this document is copyright and may not be used or reproduced for any other project or purpose.
 Verify all dimensions and levels on site and report any discrepancies prior to the commencement of work.
 Drawings are to be read in conjunction with all contract documents.
 Use figured dimensions only. Do not scale from drawings.
 CKDS Architecture cannot guarantee the accuracy of content and format for copies of drawings issued electronically.
 The completion of the issue details checked and authorised section below is confirmation of the status of the drawing. The drawing shall not be used for construction unless endorsed "For Construction" and authorised for issue.

issue	revision	description	date	verified
A		DRAFT DA	10/5/19	
B		DEVELOPMENT APPLICATION	16/5/19	
C		REVISED DA FOR REVIEW	16/5/19	
D		REVISED DEVELOPMENT APPLICATION	23/1/20	
E		REVISED DEVELOPMENT APPLICATION	23/1/20	
F		ISSUED FOR S4.55 APPROVAL	28/3/22	

Key plan



consultants
 Civil/Structural Engineers
 BG&E
 Level 1, 163 King St,
 Newcastle, NSW, 2300
 Mechanical Engineer
 EVO Consulting Engineers
 Suite 2, Level 1,
 456 Hunter St
 Newcastle NSW 2300
 Town Planner
 ADW Johnson
 7/335 Hillborough Road
 Warners Bay NSW 2292
 Electrical / Hydraulic Engineer
 Acol Consultants
 Level 1, 54 Union St
 Cooks Hill, NSW 2300

clients
 Horizon Newcastle Pty Ltd

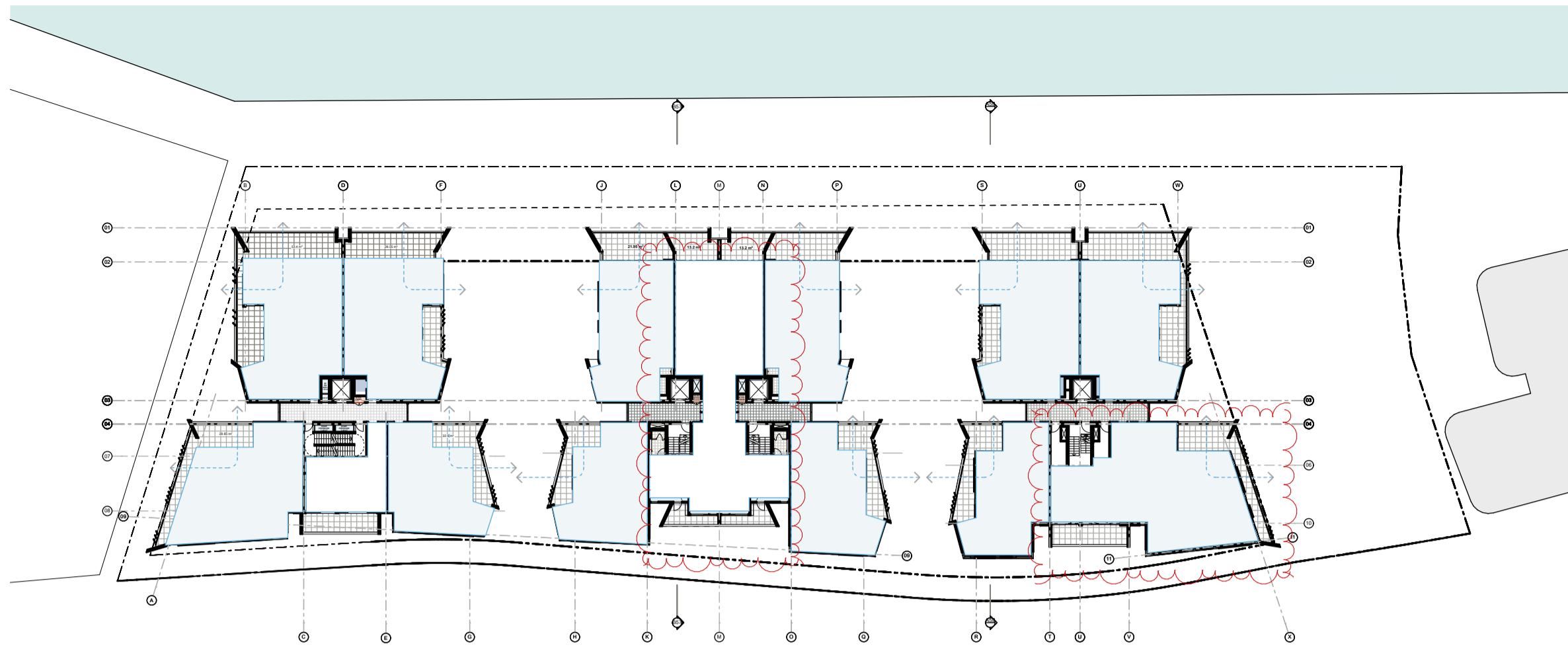
architects in association
 hill thalis ARCHITECTURE + URBAN PROJECTS PTY LTD
 CKDS ARCHITECTURE
 P.O. Box 958 Newcastle NSW Australia Ph. 02 4929 1843 admin@ckds.com.au
 ACN 129 231 269 www.ckds.com.au

project
 Horizon Lee 5
 Lee 5 Honeysuckle
 Newcastle, NSW
 Australia

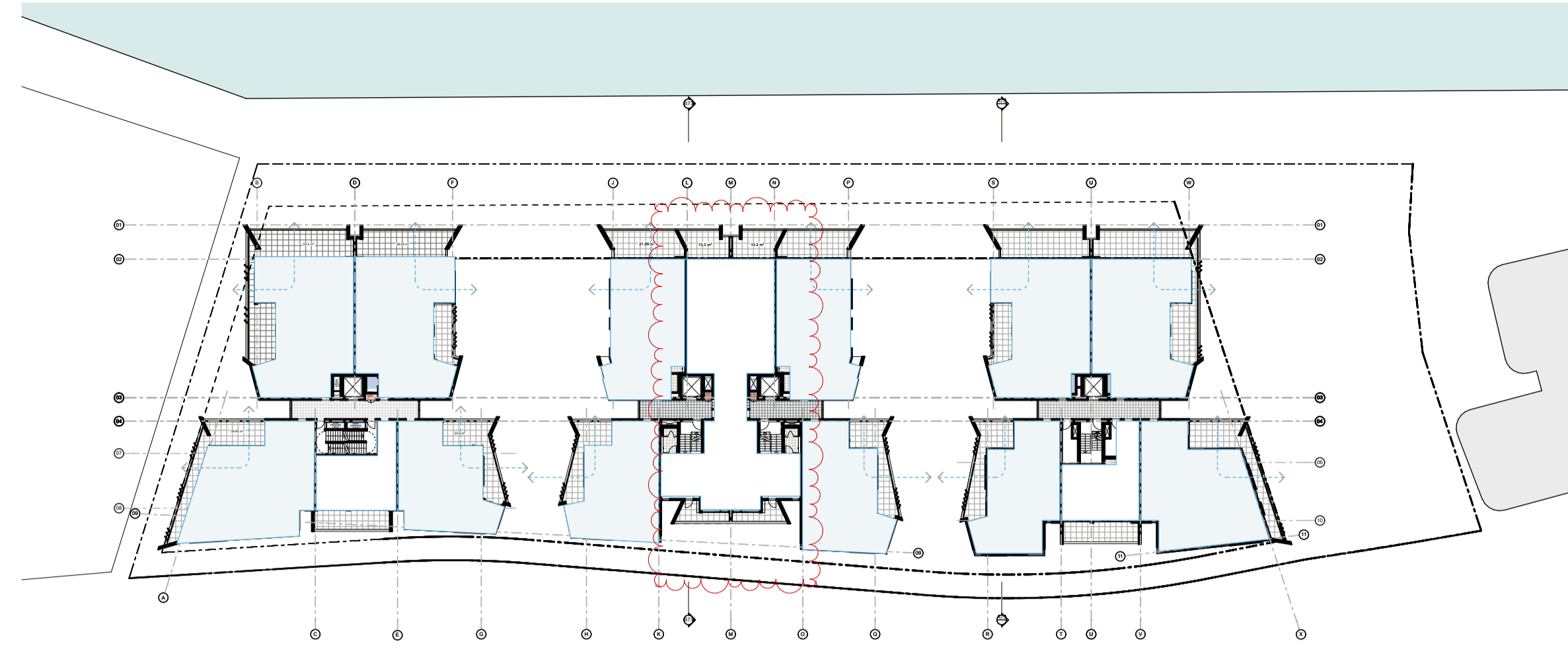
drawing title
ADG
 Solar Analysis

drawing scale	drawn	verified	date
Refer to Drawing	JB	SC	18.09.20
project #	drawing #	issue	
18122	DA-705	F	

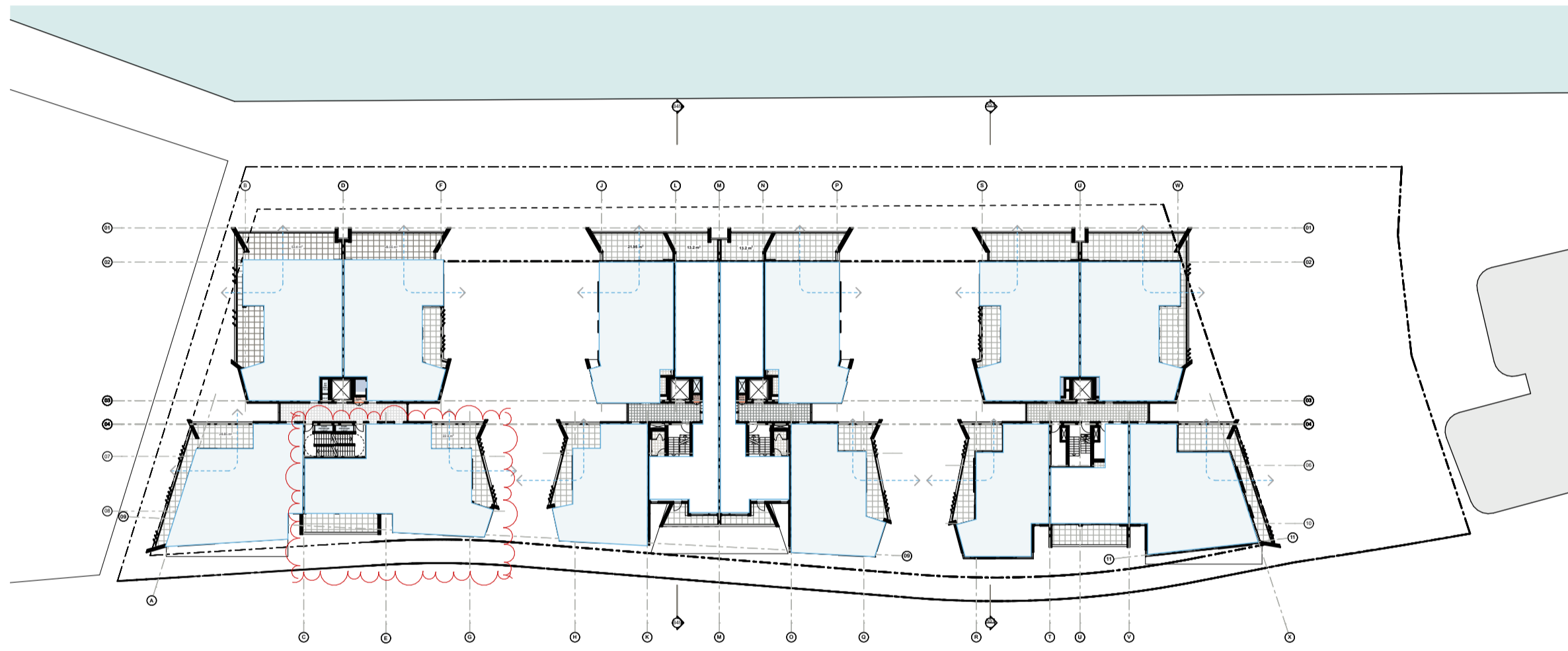
This document is the copyright of CKDS Architecture PTY LTD / Hill Thalis. Check and verify all dimensions on site. Refer any discrepancies to the designer before proceeding with the work. Do not scale drawings manually or electronically. Drawing shall not be used for construction until issued for construction by designer.



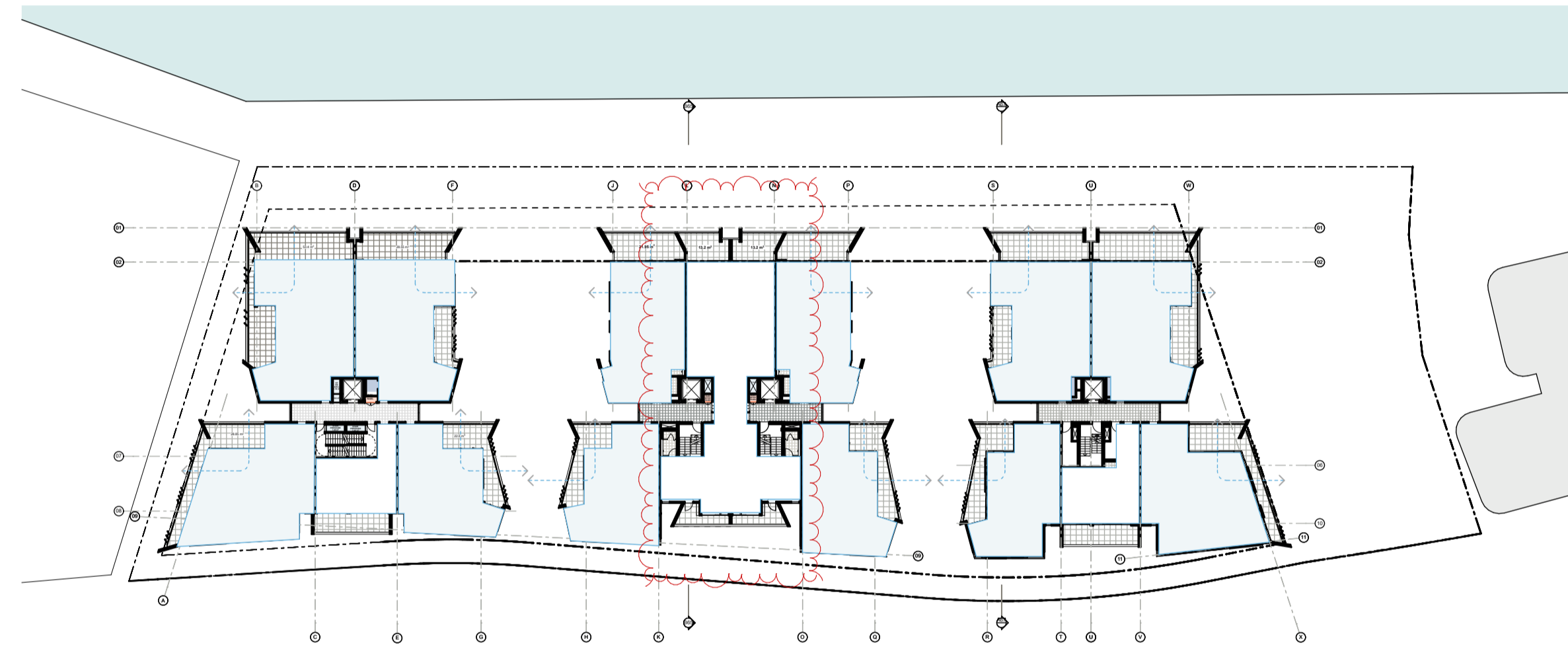
Level 02 Plan



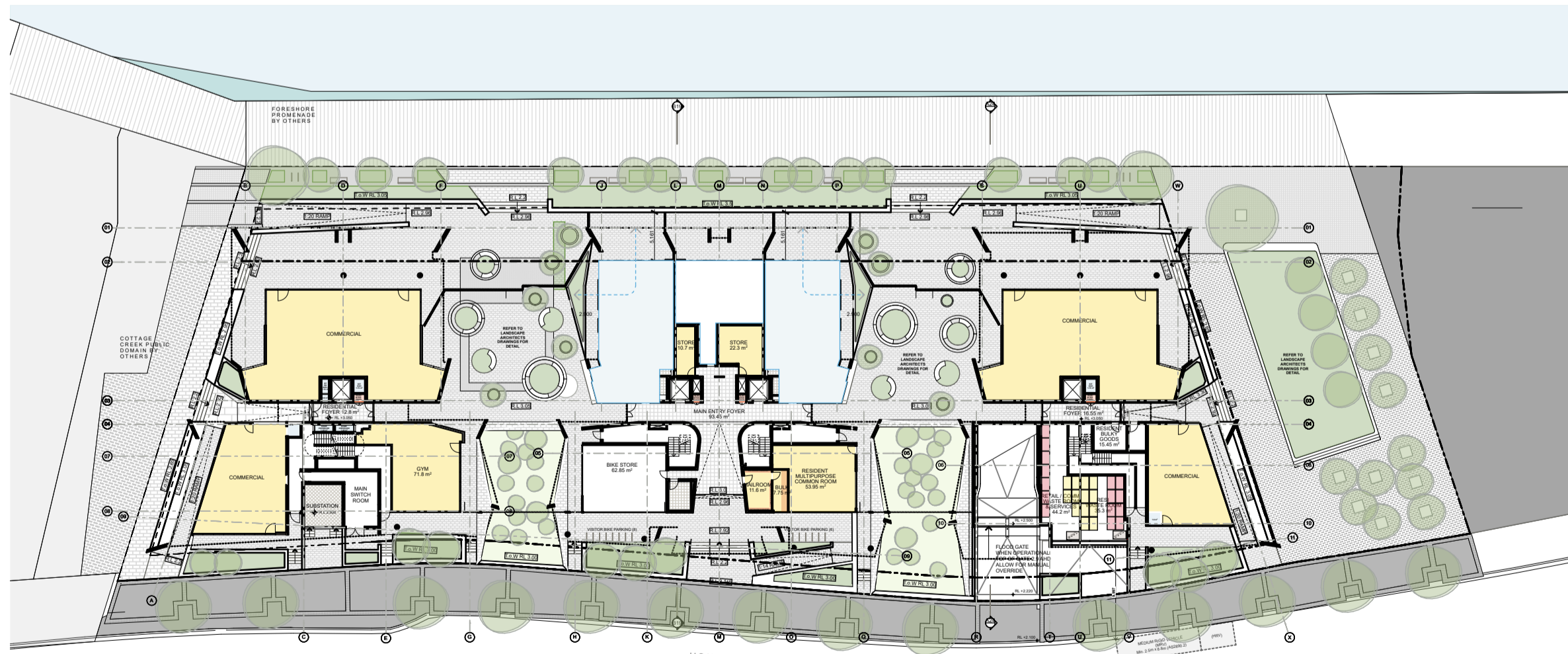
Level 04 Plan



Level 01 Plan



Level 03 Plan



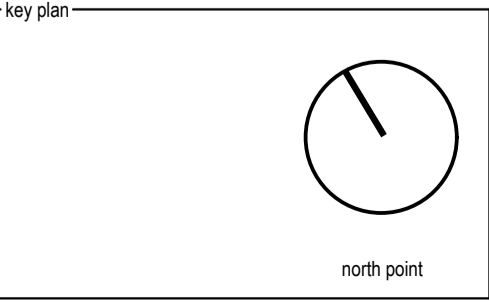
Ground Floor Plan

CROSS VENTILATION ANALYSIS		
LEVEL	TOTAL APARTMENTS	CROSS VENTILATED APARTMENTS
GROUND FLOOR	3	2
LEVEL 01	15	12
LEVEL 02	14	12
LEVEL 03	15	12
LEVEL 04	15	12
LEVEL 05	14	12
LEVEL 06	14	11
LEVEL 07	9	8
LEVEL 08	2	2
TOTAL	101	83 (82.1%)

S4.55 Application

©CKDS Architecture PTY LTD / HILL THALIS
 ABN 12 129 231 269
 Notes:
 The information contained in this document is copyright and may not be used or reproduced for any other project or purpose.
 Verify all dimensions and levels on site and report any discrepancies prior to the commencement of work.
 Drawings are to be read in conjunction with all contract documents.
 Use figured dimensions only. Do not scale from drawings.
 CKDS Architecture cannot guarantee the accuracy of content and format for copies of drawings issued electronically.
 The completion of the issue details checked and authorized section below is confirmation of the status of the drawing. The drawing shall not be used for construction unless endorsed "For Construction" and authorized for issue.

issue	revision	description	date	verified
A		DRAFT DA	10/5/19	
B		DEVELOPMENT APPLICATION	16/5/19	
C		REVISED DA FOR REVIEW	16/5/19	
D		REVISED DEVELOPMENT APPLICATION	23/1/20	
E		REVISED DEVELOPMENT APPLICATION	23/1/20	
F		ISSUED FOR S4.55 APPROVAL	28/3/22	



consultants:
 Civil/Structural Engineers
 Town Planner
 Mechanical Engineer
 EVO Consulting Engineers
 Suite 2, Level 1,
 456 Hunter St
 Newcastle NSW 2300

clients:
 Horizon Newcastle Pty Ltd

architects in association
 hill thalis
 ARCHITECTURE + URBAN PROJECTS PTY LTD

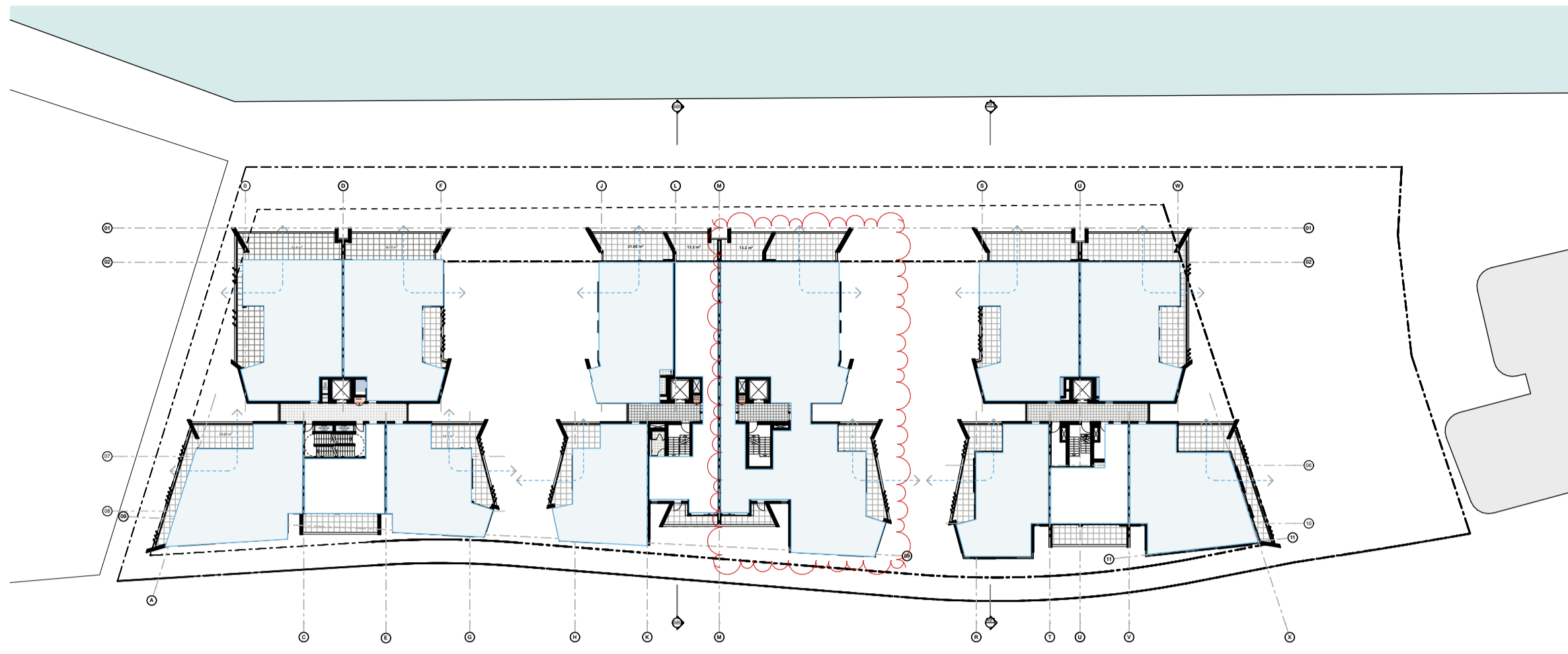
CKDS ARCHITECTURE
 P.O. Box 968
 Newcastle NSW Australia
 Ph: 02 4929 1843
 admin@ckds.com.au
 www.ckds.com.au

project:
 Horizon Lee 5
 Lee 5 Honeysuckle
 Newcastle, NSW
 Australia

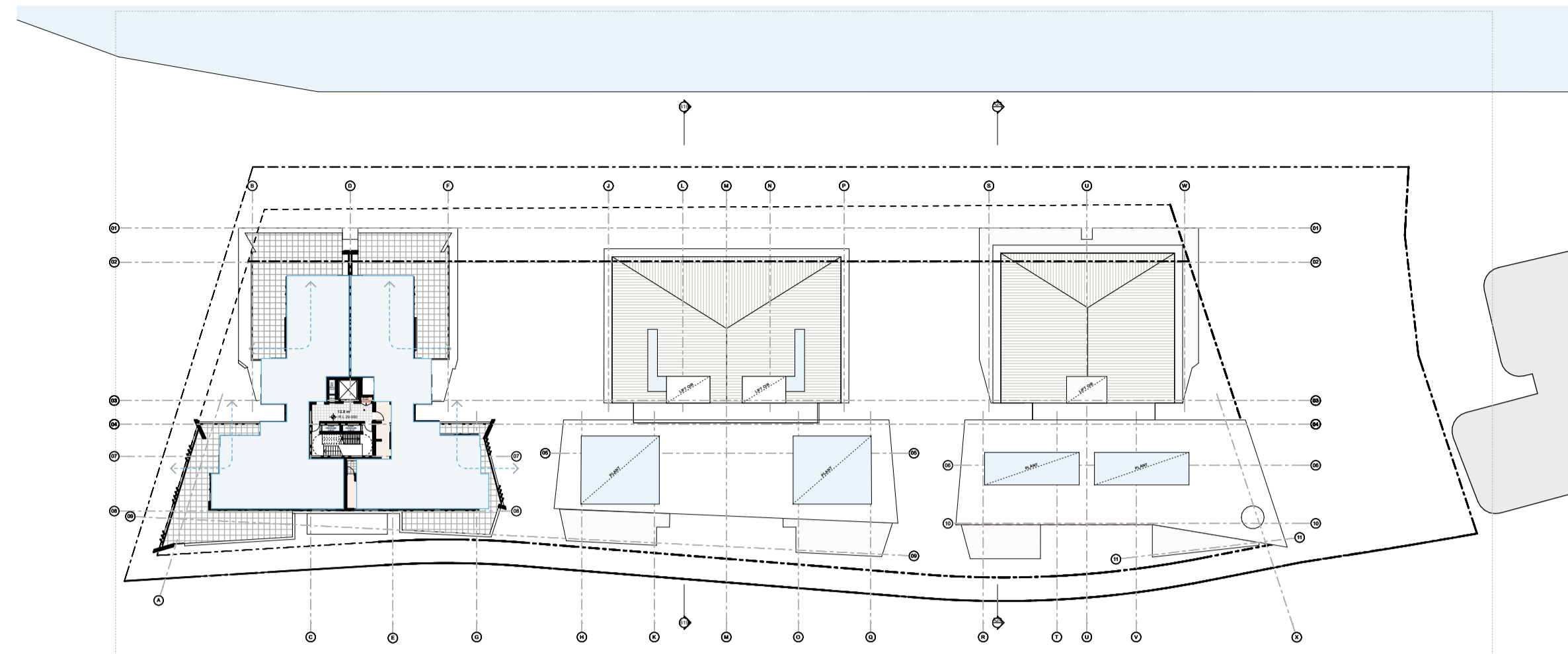
drawing title:
ADG
Cross Ventilation Analysis

drawing scale	drawn	verified	date
Refer to Drawing	JB	SC	18.09.20
project #	drawing #	issue	
18122	DA-706	F	

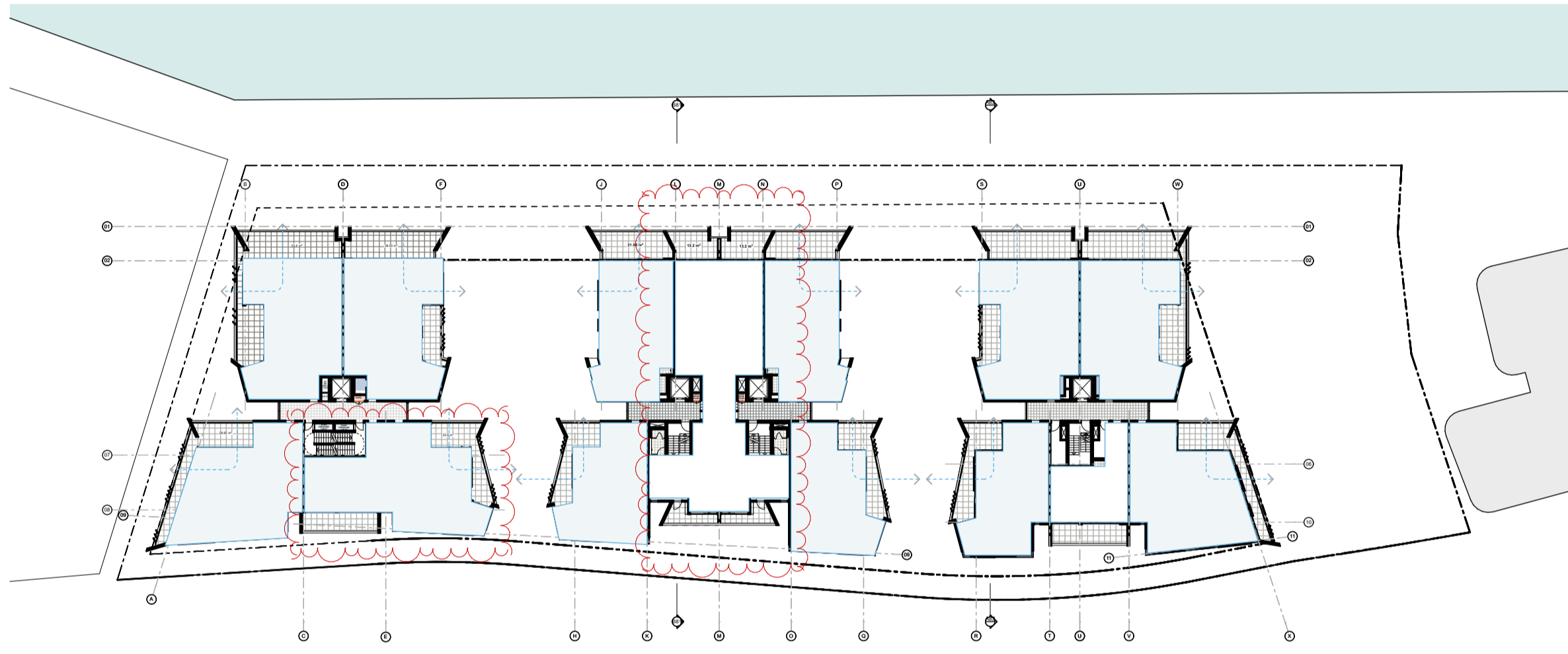
This document is the copyright of CKDS Architecture PTY LTD / Hill Thalis. Check and verify all dimensions on site. Refer any discrepancies to the designer before proceeding with the work. Do not scale drawings manually or electronically. Drawing shall not be used for construction until issued for construction by designer.



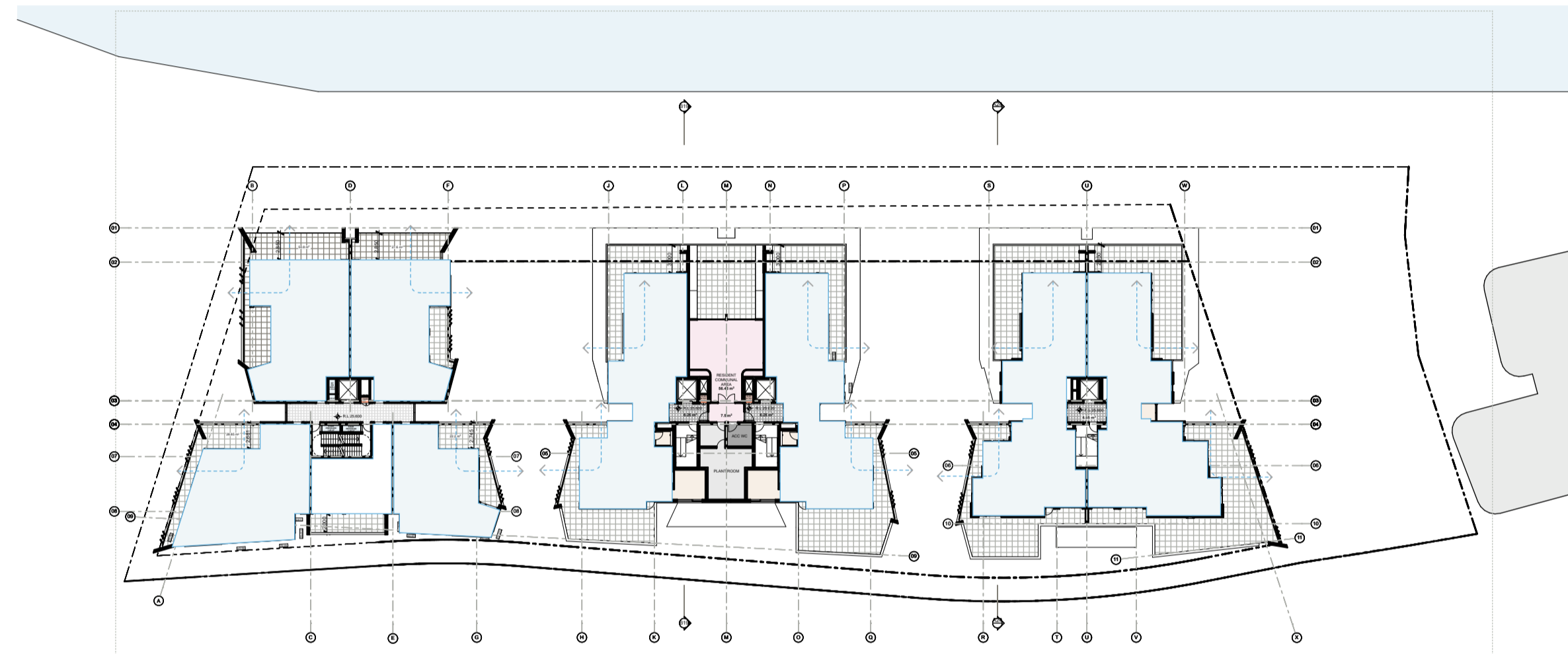
Level 06 Plan



Level 08 Plan



Level 05 Plan



Level 07 Plan


CROSS VENTILATION ANALYSIS		
LEVEL	TOTAL APARTMENTS	CROSS VENTILATED APARTMENTS
GROUND FLOOR	3	2
LEVEL 01	15	12
LEVEL 02	14	12
LEVEL 03	15	12
LEVEL 04	15	12
LEVEL 05	14	12
LEVEL 06	14	11
LEVEL 07	9	8
LEVEL 08	2	2
TOTAL	101	83 (82.1%)

S4.55 Application

©CKDS Architecture PTY LTD / HILL THALIS
 ABN 12 129 231 269
 Notes:
 The information contained in the document is copyright and may not be used or reproduced for any other project or purpose.
 Verify all dimensions and levels on site and report any discrepancies prior to the commencement of work.
 Drawings are to be read in conjunction with all contract documents.
 Use figured dimensions only. Do not scale from drawings.
 CKDS Architecture cannot guarantee the accuracy of content and format for copies of drawings issued electronically.
 The completion of the issue details checked and authorized section below is confirmation of the status of the drawing. The drawing shall not be used for construction unless endorsed "For Construction" and authorized for issue.

issue	revision	description	date	verified
A		DRAFT DA	10/5/19	
B		DEVELOPMENT APPLICATION	16/5/19	
C		REVISED DA FOR REVIEW	16/5/19	
D		REVISED DEVELOPMENT APPLICATION	23/1/20	
E		REVISED DEVELOPMENT APPLICATION	23/1/20	
F		ISSUED FOR S4.55 APPROVAL	28/3/22	

Key plan



consultants
 Civil/Structural Engineers
 BG&E
 Level 1, 163 King St,
 Newcastle, NSW, 2300

Town Planner
 ADW Johnson
 7/335 Hillborough Road
 Warners Bay NSW 2292

Mechanical Engineer
 EVO Consulting Engineers
 Suite 2, Level 1,
 456 Hunter St
 Newcastle NSW 2300

Electrical / Hydraulic Engineer
 Acol Consultants
 Level 1, 54 Union St
 Cooks Hill, NSW 2300

clients
 Horizon Newcastle Pty Ltd

architects in association
 hill thalis
 ARCHITECTURE + URBAN PROJECTS PTY LTD

CKDS ARCHITECTURE
 P.O. Box 958
 Newcastle NSW Australia
 Ph: 02 4929 1843
 admin@ckds.com.au
 www.ckds.com.au

project
 Horizon Lee 5
 Lee 5 Honeysuckle
 Newcastle, NSW
 Australia

drawing title
 ADG
 Cross Ventilation Analysis

drawing scale
 Refer to Drawing

drawn	verified	date
JB	SC	18.09.20
project #	drawing #	issue
18122	DA-707	F

This document is the copyright of CKDS Architecture PTY LTD / Hill Thalis. Check and verify all dimensions on site. Refer any discrepancies to the designer before proceeding with the work. Do not scale drawings manually or electronically. Drawing shall not be used for construction until issued for construction by designer.