SANTA SOPHIA CATHOLIC COLLEGE - SSDA (STATE SIGNIFICANT DEVELOPMENT APPLICATION) - UPDATE

	SHEET NUMBER	SHEET NAME	Design Stage	CURRENT REVISION DATE	CURRENT REVISION	CURRENT REVISION DESCRIPTION
00 SSDA						
AR-	SS-A01-00-01	SSDA_COVER SHEET	00 SSDA	13/02/20	A	SSDA ISSUE
AR-	SS-A10-00-01	SSDA_OVERALL SITE PLAN	00 SSDA	11/02/20	B	SSDA ISSUE
AR-	SS-B10-00-01	SSDA_OVERALL PLAN - LEVEL 00	00 SSDA	11/02/20	B	SSDA ISSUE
AR-	SS-B10-01-01	SSDA_OVERALL PLAN - LEVEL 01	00 SSDA	11/02/20	B	SSDA ISSUE
AR-	SS-B10-02-01	SSDA_OVERALL PLAN - LEVEL 02	00 SSDA	11/02/20	B	SSDA ISSUE
AR-	SS-B10-03-01	SSDA_OVERALL PLAN - LEVEL 03	00 SSDA	11/02/20	B	SSDA ISSUE
AR-	SS-B10-04-01	SSDA_OVERALL PLAN - LEVEL 04	00 SSDA	11/02/20	B	SSDA ISSUE
AR-	SS-B10-05-01	SSDA_OVERALL PLAN - LEVEL 05	00 SSDA	11/02/20	B	SSDA ISSUE
AR-	SS-B10-06-01	SSDA_OVERALL PLAN - ROOF PLAN	00 SSDA	11/02/20	B	SSDA ISSUE
AR-	SS-C10-NL-01	SSDA_ELEVATIONS - NORTH AND EAST	00 SSDA	11/02/20	A	SSDA ISSUE
AR-	SS-C10-NL-02	SSDA_ELEVATIONS - SOUTH AND WEST	00 SSDA	11/02/20	A	SSDA ISSUE
AR-	SS-D10-NL-01	SSDA_OVERALL SECTIONS - 1	00 SSDA	11/02/20	A	SSDA ISSUE
AR-	SS-L14-NL-01	SSDA_SHADOW DIAGRAMS 1	00 SSDA	20/09/19	6	SSDA ISSUE
AR-	SS-L14-NL-02	SSDA_SHADOW DIAGRAMS 2	00 SSDA	20/09/19	6	SSDA ISSUE
AR-	SS-L14-NL-03	SSDA_SHADOW DIAGRAMS 3	00 SSDA	20/09/19	6	SSDA ISSUE
AR-	SS-L14-NL-04	SSDA_SHADOW DIAGRAMS LV00	00 SSDA	20/09/19	4	SSDA ISSUE
AR-	SS-L14-NL-05	SSDA_SHADOW DIAGRAMS LV01	00 SSDA	20/09/19	4	SSDA ISSUE
AR-	SS-L14-NL-06	SSDA_SHADOW DIAGRAMS LV02	00 SSDA	20/09/19	4	SSDA ISSUE
AR-	SS-L14-NL-07	SSDA_SHADOW DIAGRAMS LV03	00 SSDA	20/09/19	4	SSDA ISSUE
AR-	SS-L14-NL-08	SSDA_SHADOW DIAGRAMS LV04	00 SSDA	20/09/19	5	SSDA ISSUE
AR-	SS-L14-NL-09	SSDA_SHADOW DIAGRAMS LV05	00 SSDA	20/09/19	4	SSDA ISSUE
AR-	SS-P40-NL-01	SSDA_PERSPECTIVES	00 SSDA	13/02/20	A	SSDA ISSUE
AR-	SS-P43-NL-02	SSDA_EXTERNAL MATERIAL FINISHES	00 SSDA	20/09/19	6	SSDA ISSUE
AR-	SS-P43-NL-03	SSDA_FACADE SECTIONS	00 SSDA	20/09/19	6	SSDA ISSUE

New South Wales Government
Independent Planning Commission
Issued under the Environmental Planning and Assessment Act 1979
Approved Application No: SSD-9772 Granted on: 21 April 2020
Sheet no: 1 of 29 Signed: AC

BVN

NSW ARCHITECTS REGISTRATION BOARD / NOMINATED ARCHITECTS
6001 ABBIE GALVIN
7056 MARGARET DOMOSKY
7333 MATTHEW BLAIR
7151 PHILLIP ROGGINGTON
4837 JAMES GROSE

Telephone +61 2 8297 7200
Facsimile +61 2 8297 7299
www.bvn.com.au

INTELLECTUAL PROPERTY

COPYRIGHT BVN ARCHITECTURE PTY LIMITED. UNLESS OTHERWISE AGREED IN WRITING BY BVN, ALL RIGHTS ARE RESERVED AND SUBJECT TO PAYMENT IN FULL OF ALL BVN CHARGES THIS DOCUMENT MAY ONLY BE USED FOR THE EXPRESS PURPOSE AND PROJECT FOR WHICH IT HAS BEEN CREATED AND DELIVERED. AS NOTED IN WRITING BY BVN AND THIS DOCUMENT MAY NOT BE: OTHERWISE USED, OR COPIED OR REPRODUCED IN WHOLE OR IN PART. ALL USE IS AT THE USER'S OWN RISK AND WITHOUT LIMITING BVN'S RIGHTS THE USER RELEASES AND INDEMNIFIES BVN FROM AND AGAINST ALL LOSS SO ARISING.

NOTE

CONTRACTOR TO CHECK AND VERIFY ALL DIMENSIONS ON SITE PRIOR TO COMMENCEMENT OF WORK OR PREPARATION OF SHOP DRAWINGS. DO NOT SCALE THIS DRAWING.

ISSUE	DATE	FOR
1	05/04/19	TEST OF ADEQUACY
2	16/05/19	SSDA
3	08/08/19	RESPOND TO COMMENTS
4	06/09/19	SSDA DRAFT
5	13/09/19	SSDA ISSUE
6	20/09/19	SSDA ISSUE
A	13/02/2020	UPDATED SSDA

C:\REVIT_LOCAL2019\1803009.000_AR_SSDA_BLD_RVT19_gavinour.rvt

CONSULTANT
NORTHROP
02 9241 4188
CONSULTANT
STEENSEN VARMING
9967 2200
CONSULTANT
ACOR
9438 5098
CONSULTANT
URBIS
9439 7288

CLIENT
CEDP
CLIENT NUMBER
PROJECT MANAGER
TSA MANAGEMENT
+61 2 9276 1400

PROJECT
SANTA SOPHIA CATHOLIC COLLEGE
THE GABLES TOWN CENTRE
BVN PROJECT NUMBER
1803009.000

TRUE NORTH PROJECT NORTH
GRAPHIC SCALE
0 2000 5000
SCALE
@A0 DO NOT SCALE
STATUS

DRAWING
SSDA_COVER SHEET
DRAWING NUMBER ISSUE
SS-A01-00-01 A

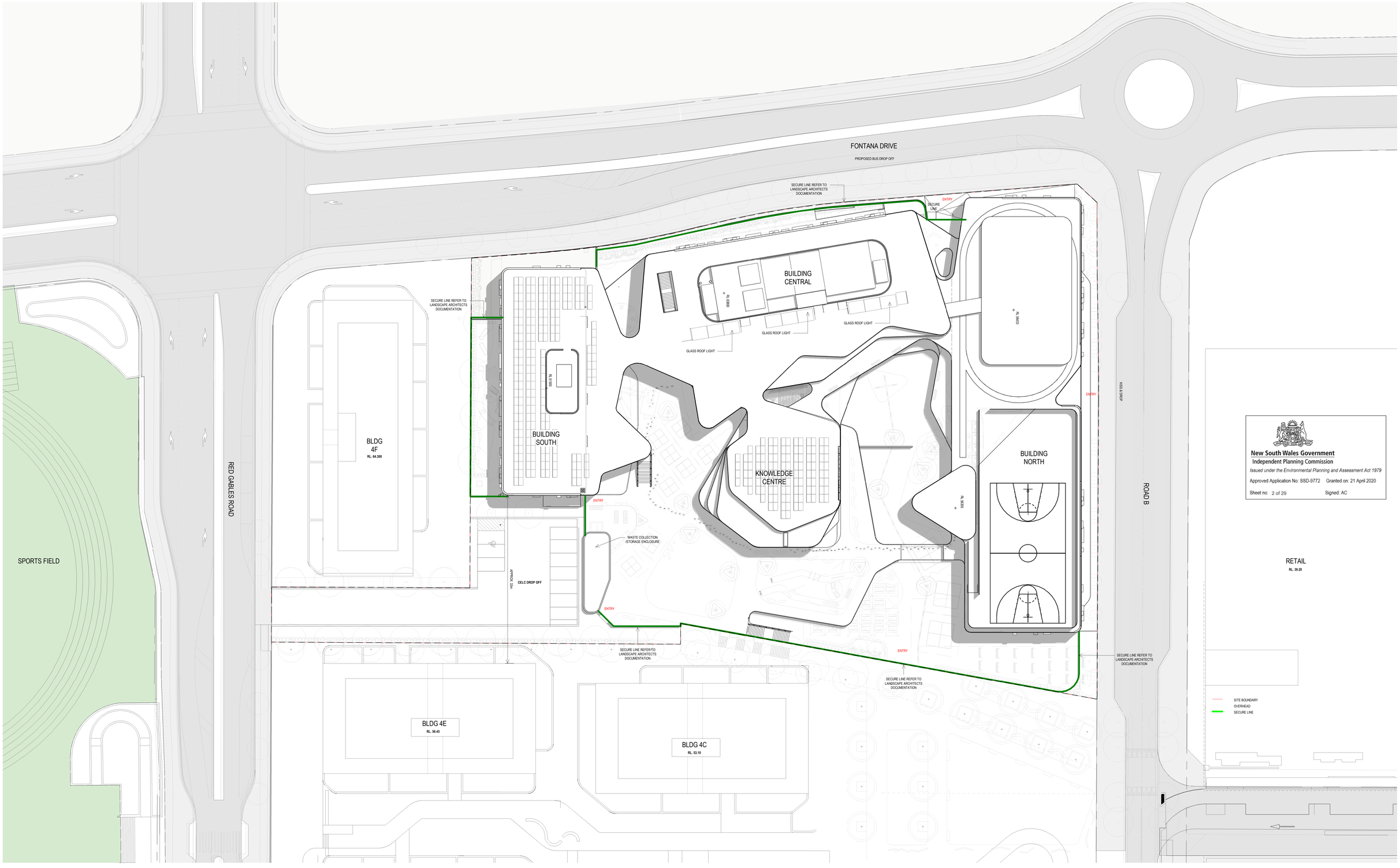

New South Wales Government
Independent Planning Commission
Issued under the Environmental Planning and Assessment Act 1979
Approved Application No: SSD-9772 Granted on: 21 April 2020
Sheet no: 2 of 29 Signed: AC

C:\REVIT_LOCAL2019\1803009.000_AR_BLD_RVT19_luke_poston.rvt 11/02/2020 7:14:58 PM

BVN

NSW ARCHITECTS REGISTRATION BOARD / NOMINATED ARCHITECTS
6501 ABBE GALVIN
5356 NIKITOCHKA TITCHKOSKY
7511 MATTHEW BLAIR
7503 MATTHEW BLAIR
7151 PHILLIP ROGGINTON
4837 JAMES GROSE

Telephone +61 2 8297 7200
Facsimile +61 2 8297 7299
www.bvn.com.au

INTELLECTUAL PROPERTY

COPYRIGHT BVN ARCHITECTURE PTY LIMITED. UNLESS OTHERWISE AGREED IN WRITING ALL RIGHTS TO THIS DOCUMENT ARE SUBJECT TO COPYRIGHT AND MAY NOT BE REPRODUCED OR TRANSMITTED OR TO BE USED FOR THE EXPRESS PURPOSE AND PROJECT FOR WHICH IT HAS BEEN CREATED AND DELIVERED, AS NOTIFIED IN WRITING BY BVN AND THIS DOCUMENT MAY NOT BE, OTHERWISE USED, OR COPIED ANY UNAUTHORISED USE OF THIS DOCUMENT IS AT THE USER'S SOLE RISK AND THE USER AGREES TO HOLD BVN HARMLESS AND INDEMNIFIED BVN FROM AND AGAINST ALL LOSS SO ARISING.

NOTE

CONTRACTOR TO CHECK AND VERIFY ALL DIMENSION ON SITE PRIOR TO COMMENCEMENT OF WORK OR PREPARATION OF SHOP DRAWINGS. DO NOT SCALE THIS DRAWING

ISSUE	DATE	FOR
A	20/01/2020	DRAFT - RESPONSE TO COMMENTS
B	11/02/2020	UPDATED SSDA

CONSULTANT	NORTHROP 02 9241 4188
CONSULTANT	STEENSEN VARMING 9967 2200
CONSULTANT	ACOR 9438 5098
CONSULTANT	LIRBIS 9439 7288
CLIENT	CEDP
CLIENT NUMBER	
PROJECT MANAGER	TSA MANAGEMENT +61 2 9276 1400
PROJECT	SANTA SOPHIA CATHOLIC COLLEGE THE GABLES TOWN CENTRE
BVN PROJECT NUMBER	1803009.000
STATUS	DESIGN FINALISATION
TRUE NORTH / PROJECT NORTH	
GRAPHIC SCALE	0 2000 5000
SCALE	1 : 250@A0 DO NOT SCALE
DRAWING	SSDA_OVERALL SITE PLAN
DRAWING NUMBER	SS-A10-00-01
ISSUE	B

BUILDING SERVICES
CIRCULATION
CIRCULATION - VERTICAL
COMMUNITY HUB
CREATIVE HUB
OUTDOOR AREAS
PERFORMANCE HUB
PROFESSIONAL HUB
PUPIL FACILITIES

SITE BOUNDARY
OVERHEAD
SECURE LINE

New South Wales Government
Independent Planning Commission
Issued under the Environmental Planning and Assessment Act 1979

Approved Application No: SSD-9772 Granted on: 21 April 2020

Sheet no: 3 of 29 Signed: AC

C:\REVIT_LOCAL2019\1803009.000_AR_BLD_RVT19_luke_psaltov.rvt 11/02/2020 7:19:08 PM

BVN

NSW ARCHITECTS REGISTRATION BOARD / NOMINATED ARCHITECTS
6501 ABBIE GALVIN
7106 ANDREW THOMSKY
7115 ELAN ASHTON
7553 MATTHEW BLAIR
7151 PHILLIP ROSSINGTON
4937 JAMES GROSE

Telephone +61 2 8297 7200
Facsimile +61 2 8297 7299
www.bvn.com.au

INTELLECTUAL PROPERTY
COPYRIGHT BVN ARCHITECTURE PTY LIMITED, UNLESS OTHERWISE AGREED IN WRITING. THIS DRAWING IS NOT TO BE USED UNTIL PAID TO PAYMENT IN FULL OF ALL BVN CHARGES.THIS DOCUMENT MAY ONLY BE USED FOR THE EXPRESS PURPOSE AND PROJECT FOR WHICH IT HAS BEEN CREATED AND DELIVERED, EXCEPTIN WRITING BY BVN. ANY UNAUTHORISED USE OF THIS DOCUMENT IS AT THE USER'S SOLE RISK AND WITHOUT LIMITING BVN'S RIGHTS THE USER RELEASES AND INDEMNIFIES BVN FROM AND AGAINST ALL LOSS SO ARISING.

NOTE
CONTRACTOR TO CHECK AND VERIFY ALL DIMENSIONS ON SITE PRIOR TO COMMENCEMENT OF WORK OR PREPARATION OF SHOP DRAWINGS. DO NOT SCALE THIS DRAWING.

ISSUE	DATE	FOR
A	25/01/2020	DRAFT - RESPONSE TO COMMENTS
B	11/02/2020	UPDATED SSDA

REFERENCE DRAWING
TP00.01 A MASTER SITE ROOF PLAN 23.05.18 ROTHELOMMAN
LS.DWG 04.04.19 MCGREGOR COXALL

CONSULTANT
NORTHROP
02 9241 4188
CONSULTANT
STEENSEN VARMING
9967 2200
CONSULTANT
ACOR
9438 5098
CONSULTANT
URBIS
9439 7288

CLIENT
CEDP
CLIENT NUMBER
PROJECT MANAGER
TSA MANAGEMENT
+61 2 9276 1400

PROJECT
SANTA SOPHIA CATHOLIC COLLEGE
THE GABLES TOWN CENTRE
BVN PROJECT NUMBER
1803009.000
STATUS
DESIGN FINALISATION

TRUE NORTH PROJECT NORTH
GRAPHIC SCALE 0 2000 5000
SCALE
As indicated@A0 DO NOT SCALE

DRAWING
SSDA_OVERALL PLAN - LEVEL 00
DRAWING NUMBER SS-B10-00-01
ISSUE B

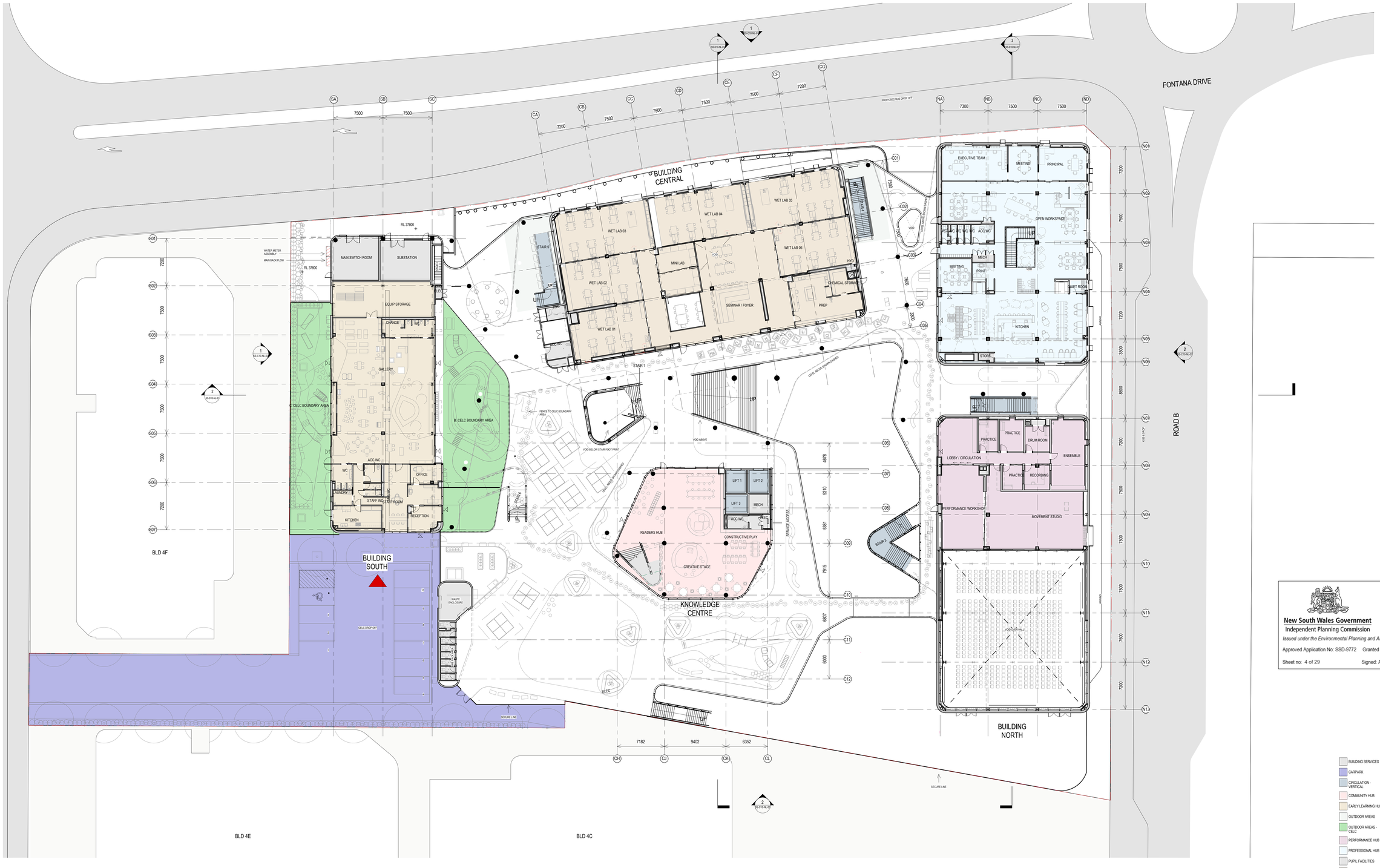

1 SSDA_OVERALL FLOOR PLAN LEVEL 01
A62-01-01

BUILDING SERVICES
CARPARK
CIRCULATION - VERTICAL
COMMUNITY HUB
EARLY LEARNING HUB
OUTDOOR AREAS
OUTDOOR AREAS - CELC
PERFORMANCE HUB
PROFESSIONAL HUB
PUPIL FACILITIES
RESEARCH HUB

SITE BOUNDARY
OVERHEAD
SECURE LINE

New South Wales Government
Independent Planning Commission
Issued under the Environmental Planning and Assessment Act 1979
Approved Application No: SSD-9772 Granted on: 21 April 2020
Sheet no: 4 of 29 Signed: AC

C:\REVIT_LOCAL2019\1803009.000_AR_BLD_RVT19_luke_psaltos.rvt 11/02/2020 7:30:17 PM

BVN
NSW ARCHITECTS REGISTRATION BOARD / NOMINATED ARCHITECTS
6501 ABBIE GALVIN
9266 MAGTOCHIA TITOCHISKY
7323 ANDREW MACKEY
7533 MATTHEW BLAIR
7151 PHILLIP ROSSINGTON
4937 JAMES GROSE
Telephone +61 2 8297 7200
Facsimile +61 2 8297 7299
www.bvn.com.au

INTELLECTUAL PROPERTY
COPYRIGHT BVN ARCHITECTURE PTY LIMITED. UNLESS OTHERWISE AGREED IN WRITING ALL RIGHTS TO THE DOCUMENT ARE SUBJECT TO COPYRIGHT IN FAVOUR OF BVN ARCHITECTURE PTY LIMITED. IT MAY BE USED FOR THE EXPRESS PURPOSE AND PROJECT FOR WHICH IT HAS BEEN CREATED AND DELIVERED, AS NOTIFIED IN WRITING BY BVN ARCHITECTURE PTY LIMITED. ANY OTHER USE OF THE DOCUMENT OR ANY UNAUTHORISED USE OF THIS DOCUMENT IS AT THE USER'S SOLE RISK AND WITHOUT LIMITING BVN'S RIGHTS THE USER RELEASES AND INDEMNIFIES BVN FROM AND AGAINST ALL LOSS SO ARISING.

NOTE
CONTRACTOR TO CHECK AND VERIFY ALL DIMENSIONS ON SITE PRIOR TO COMMENCEMENT OF WORK OR PREPARATION OF SHOP DRAWINGS. DO NOT SCALE THIS DRAWING

ISSUE	DATE	FOR
A	20/01/2020	DRAFT - RESPONSE TO COMMENTS
B	11/02/2020	UPDATED SSDA

REFERENCE DRAWING
TP00.01 A MASTER SITE/ ROOF PLAN 23.06.18 ROTHELOWMAN
L1.DWG 04.04.19 MCGREGOR COXALL

CONSULTANT NORTHROP 02 9241 4188
CONSULTANT STEENSEN VARMING 9967 2200
CONSULTANT ACOR 9438 5098
CONSULTANT URBIS 9439 7288
CLIENT CEDP
CLIENT NUMBER
PROJECT MANAGER TSA MANAGEMENT +61 2 9276 1400
PROJECT SANTA SOPHIA CATHOLIC COLLEGE THE GABLES TOWN CENTRE
BVN PROJECT NUMBER 1803009.000
STATUS DESIGN FINALISATION
TRUE NORTH PROJECT NORTH
GRAPHIC SCALE 0 2000 5000
SCALE As indicated@A0 DO NOT SCALE
DRAWING SSDA_OVERALL PLAN - LEVEL 01
DRAWING NUMBER SS-B10-01-01
ISSUE B

1
B49-NL-50
SSDA_OVERALL FLOOR PLAN LEVEL 02

New South Wales Government
Independent Planning Commission
Issued under the Environmental Planning and Assessment Act 1979
Approved Application No: SSD-9772 Granted on: 21 April 2020
Sheet no: 5 of 29 Signed: AC

BUILDING SERVICES
CIRCULATION - VERTICAL
COMMUNITY HUB
INQUIRY HUB
OUTDOOR AREAS
PLANT
PUPIL FACILITIES

SITE BOUNDARY
OVERHEAD
SECURE LINE

C:\REVIT_LOCAL\2019\1803009.000_AR_BLD_RVT19_luke_joslov.rvt 11/02/2020 7:33:12 PM

BVN
NSW ARCHITECTS REGISTRATION BOARD / NOMINATED ARCHITECTS
6501 ABBIE GALVIN
5358 MIKITSCHKA TITCHKOSKY
7715 JULIAN ASHTON
7033 MATTHEW BLAIR
7151 PHILLIP ROSSINGTON
4937 JAMES GROSE
Telephone +61 2 8297 7200
Facsimile +61 2 8297 7299
www.bvn.com.au

INTELLECTUAL PROPERTY
COPYRIGHT BVN ARCHITECTURE PTY LIMITED. UNLESS OTHERWISE AGREED IN WRITING ALL RIGHTS TO THIS DOCUMENT ARE SUBJECT TO PAYMENT IN FULL OF ALL BVN CHARGES THIS DOCUMENT MAY ONLY BE USED FOR THE EXPRESS PURPOSE AND PROJECT FOR WHICH IT HAS BEEN CREATED AND DELIVERED. AS NOTIFIED IN WRITING BY BVN AND THIS DOCUMENT MAY NOT BE OTHERWISE USED, OR COPIED. ANY UNAUTHORISED USE OF THIS DOCUMENT IS AT THE USER'S SOLE RISK AND WITHOUT LIMITING BVN'S RIGHTS THE USER WILL ASSUME AND INDEMNIFIES BVN FROM AND AGAINST ALL LOSS SO ARISING.

NOTE
CONTRACTOR TO CHECK AND VERIFY ALL DIMENSIONS ON SITE PRIOR TO COMMENCEMENT OF WORK OR PREPARATION OF SHOP DRAWINGS. DO NOT SCALE THIS DRAWING

ISSUE	DATE	FOR
A	20/01/2020	DRAFT- RESPONSE TO COMMENTS
B	11/02/2020	UPDATED SSDA

CONSULTANT
NORTHROP
02 9241 4188

CONSULTANT
STEENSEN VARMING
9967 2200

CONSULTANT
ACOR
9438 5098

CONSULTANT
URBIS
9439 7288

CLIENT
CEDP

CLIENT NUMBER

PROJECT MANAGER
TSA MANAGEMENT
+61 2 9276 1400

PROJECT
SANTA SOPHIA CATHOLIC COLLEGE
THE GABLES TOWN CENTRE

BVN PROJECT NUMBER
1803009.000

TRUE NORTH
PROJECT NORTH

GRAPHIC SCALE
0 2000 5000

SCALE
As indicated@A0 DO NOT SCALE

STATUS
DESIGN FINALISATION

DRAWING
SSDA_OVERALL PLAN - LEVEL 02

DRAWING NUMBER
SS-B10-02-01

ISSUE
B

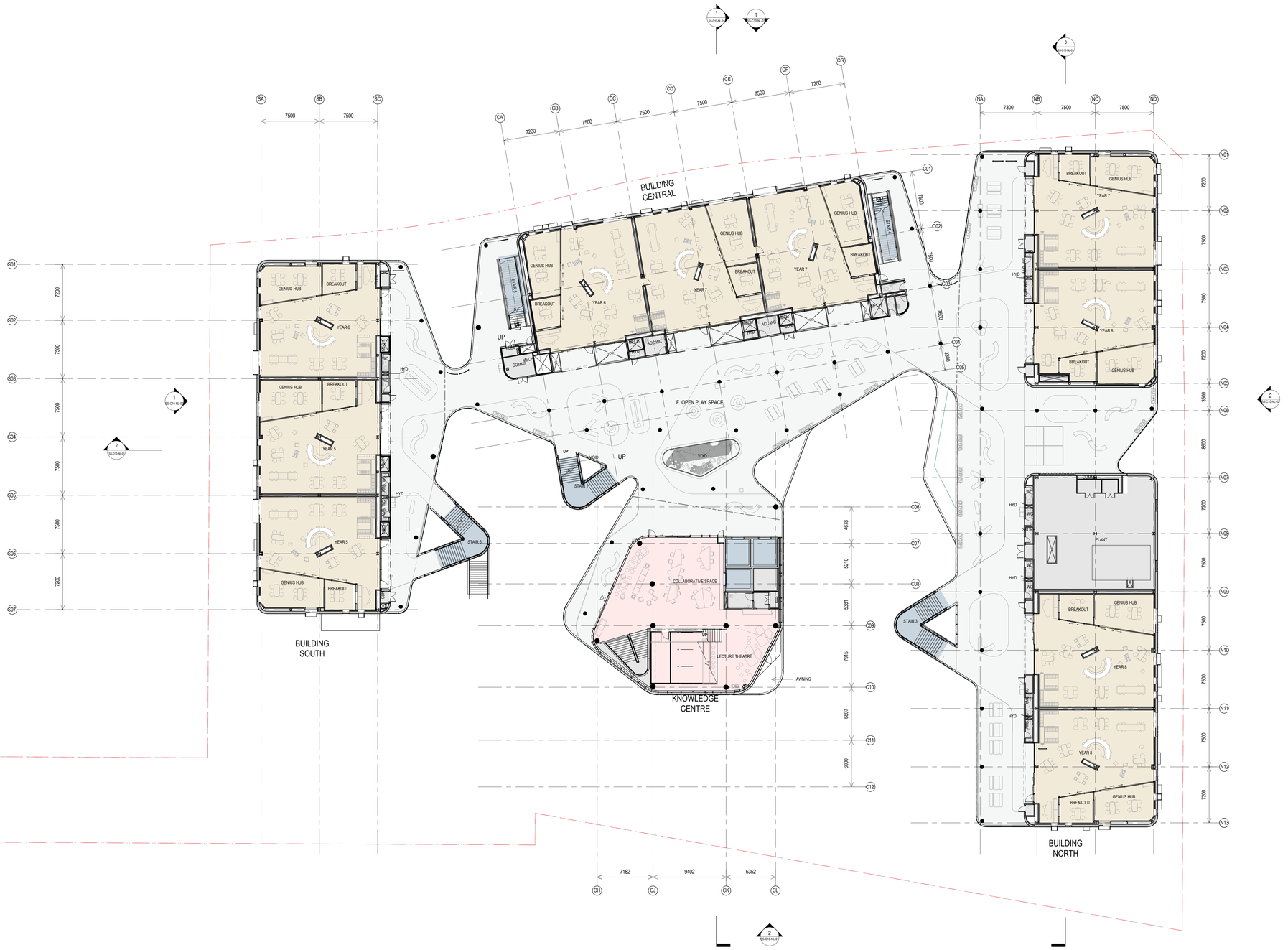

1 B49-NL-50 SSDA_OVERALL FLOOR PLAN LEVEL 03

New South Wales Government
Independent Planning Commission
Issued under the Environmental Planning and Assessment Act 1979
Approved Application No: SSD-9772 Granted on: 21 April 2020
Sheet no: 6 of 29 Signed: AC

- BUILDING SERVICES
- CIRCULATION - VERTICAL
- COMMUNITY HUB
- INQUIRY HUB
- OUTDOOR AREAS
- PLANT
- PUPIL FACILITIES

SITE BOUNDARY
OVERHEAD
SECURE LINE

C:\REVIT_LOCAL2019\1803009.000_AR_BLD_RVT19_luke_josifov.rvt 11/02/2020 7:34:55 PM

BVN
NSW ARCHITECTS REGISTRATION BOARD / NOMINATED ARCHITECTS
6001 ABBIE GALVIN
5598 NIKITOCHKA TITCHKOSKY
7115 JULIAN ASHTON
7523 MATTHEW BLAIR
7151 PHILLIP ROSSINGTON
4837 JAMES GROSE
Telephone +61 2 8297 7200
Facsimile +61 2 8297 7299
www.bvn.com.au

INTELLECTUAL PROPERTY
COPYRIGHT BVN ARCHITECTURE PTY LIMITED. UNLESS OTHERWISE AGREED IN WRITING ALL RIGHTS TO THIS DOCUMENT ARE SUBJECT TO PAYMENT IN FULL OF ALL BVN CHARGES THIS DOCUMENT MAY ONLY BE USED FOR THE PURPOSE FOR WHICH IT WAS PREPARED AND MUST NOT BE USED FOR ANY OTHER PURPOSE WITHOUT THE PRIOR WRITTEN PERMISSION OF BVN AND THIS DOCUMENT MAY NOT BE, OTHERWISE USED, OR COPIED. ANY UNAUTHORISED USE OF THIS DOCUMENT IS AT THE USER'S SOLE RISK AND WITHOUT LIMITING BVN'S RIGHTS THE USER RELEASES AND INDEMNIFIES BVN FROM AND AGAINST ALL LOSS SO ARISING.

NOTE
CONTRACTOR TO CHECK AND VERIFY ALL DIMENSIONS ON SITE PRIOR TO COMMENCEMENT OF WORK OR PREPARATION OF SHOP DRAWINGS. DO NOT SCALE THIS DRAWING

ISSUE	DATE	FOR
A	20/01/2020	DRAFT - RESPONSE TO COMMENTS
B	11/02/2020	UPDATED SSDA

CONSULTANT
NORTHROP
02 9241 4188

CONSULTANT
STEENSEN VARMING
9967 2200

CONSULTANT
ACOR
9438 5098

CONSULTANT
URBIS
9439 7288

CLIENT
CEDP

CLIENT NUMBER

PROJECT MANAGER
TSA MANAGEMENT
+61 2 9276 1400

PROJECT
SANTA SOPHIA CATHOLIC COLLEGE
THE GABLES TOWN CENTRE

BVN PROJECT NUMBER
1803009.000

STATUS
DESIGN FINALISATION

TRUE NORTH PROJECT NORTH

GRAPHIC SCALE
0 2000 5000

SCALE
As indicated@A0 DO NOT SCALE

DRAWING
SSDA_OVERALL PLAN - LEVEL 03

DRAWING NUMBER
SS-B10-03-01

ISSUE
B

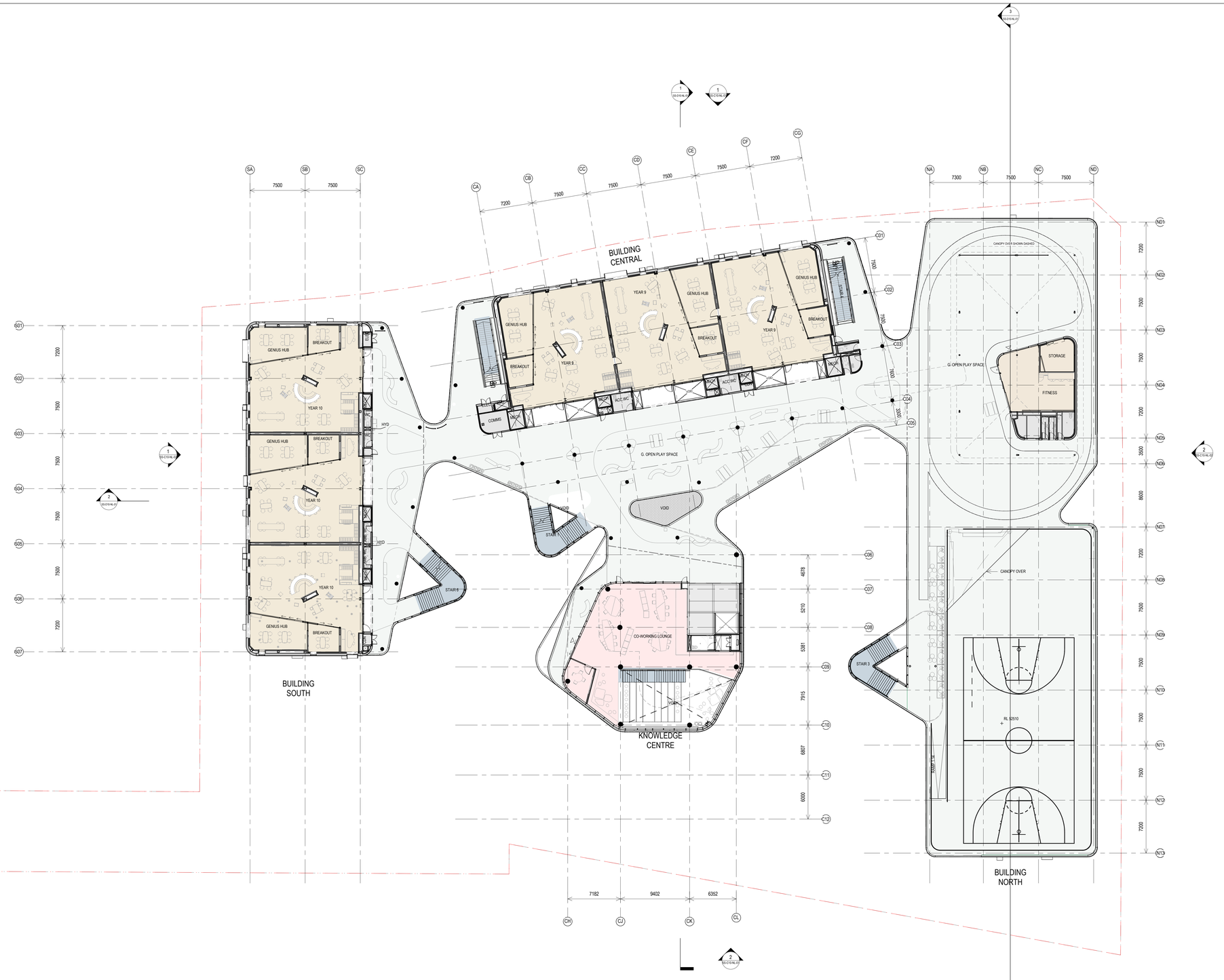

1 B49-NL-50 SSDA_OVERALL FLOOR PLAN LEVEL 04

New South Wales Government
Independent Planning Commission
Issued under the Environmental Planning and Assessment Act 1979
Approved Application No: SSD-9772 Granted on: 21 April 2020
Sheet no: 7 of 29 Signed: AC

- BUILDING SERVICES
- CIRCULATION - VERTICAL
- COMMUNITY HUB
- INQUIRY HUB
- OUTDOOR AREAS
- PUPIL FACILITIES
- RESEARCH HUB

SITE BOUNDARY
OVERHEAD
SECURE LINE

C:\REVIT_LOCAL2019\1803009.000_AR_BLD_RVT19_luke_psaflov.rvt 11/02/2020 7:25:04 PM

BVN

NSW ARCHITECTS REGISTRATION BOARD / NOMINATED ARCHITECTS
6501 ABBIE GALVIN
5356 NIKKITOCHKA TITCHKOSKY
7115 JULIAN AUHTON
7053 MATTHEW BLAIR
6501 ABBIE GALVIN
4537 JAMES GROSE

Telephone +61 2 8297 7200
Facsimile +61 2 8297 7299
www.bvn.com.au

INTELLECTUAL PROPERTY
COPYRIGHT BVN ARCHITECTURE PTY LIMITED. UNLESS OTHERWISE AGREED IN WRITING ALL RIGHTS TO THIS DOCUMENT ARE SUBJECT TO PAYMENT IN FULL OF ALL BVN CHARGES.THIS DOCUMENT MAY ONLY BE USED FOR THE EXPRESS PURPOSE AND PROJECT FOR WHICH IT WAS PREPARED AND DELIVERED BY BVN. NO LICENCE IS GRANTED BY BVN AND THIS DOCUMENT MAY NOT BE: OTHERWISE USED; OR COPIED ANY UNAUTHORISED USE OF THIS DOCUMENT IS AT THE USER'S SOLE RISK AND WITHOUT LIMITING BVN'S RIGHTS THE USER RELEASES AND INDEMNIFIES BVN FROM AND AGAINST ALL LOSS SO ARISING.

NOTE
CONTRACTOR TO CHECK AND VERIFY ALL DIMENSION ON SITE PRIOR TO COMMENCEMENT OF WORK OR PREPARATION OF SHOP DRAWINGS. DO NOT SCALE THIS DRAWING

ISSUE	DATE	FOR
A	20/01/2020	DRAFT - RESPONSE TO COMMENTS
B	11/02/2020	UPDATED SSDA

CONSULTANT
NORTHROP
02 9241 4188
CONSULTANT
STEENSEN VARMING
9967 2200
CONSULTANT
ACOR
9438 5098
CONSULTANT
URBIS
9439 7288

CLIENT
CEDP
CLIENT NUMBER
PROJECT MANAGER
TSA MANAGEMENT
+61 2 9276 1400

PROJECT
SANTA SOPHIA CATHOLIC COLLEGE
THE GABLES TOWN CENTRE
BVN PROJECT NUMBER
1803009.000
STATUS
DESIGN FINALISATION

TRUE NORTH PROJECT NORTH
GRAPHIC SCALE 0 2000 5000
SCALE
As indicated@A0 DO NOT SCALE

DRAWING
SSDA_OVERALL PLAN - LEVEL 04
DRAWING NUMBER SS-B10-04-01
ISSUE B

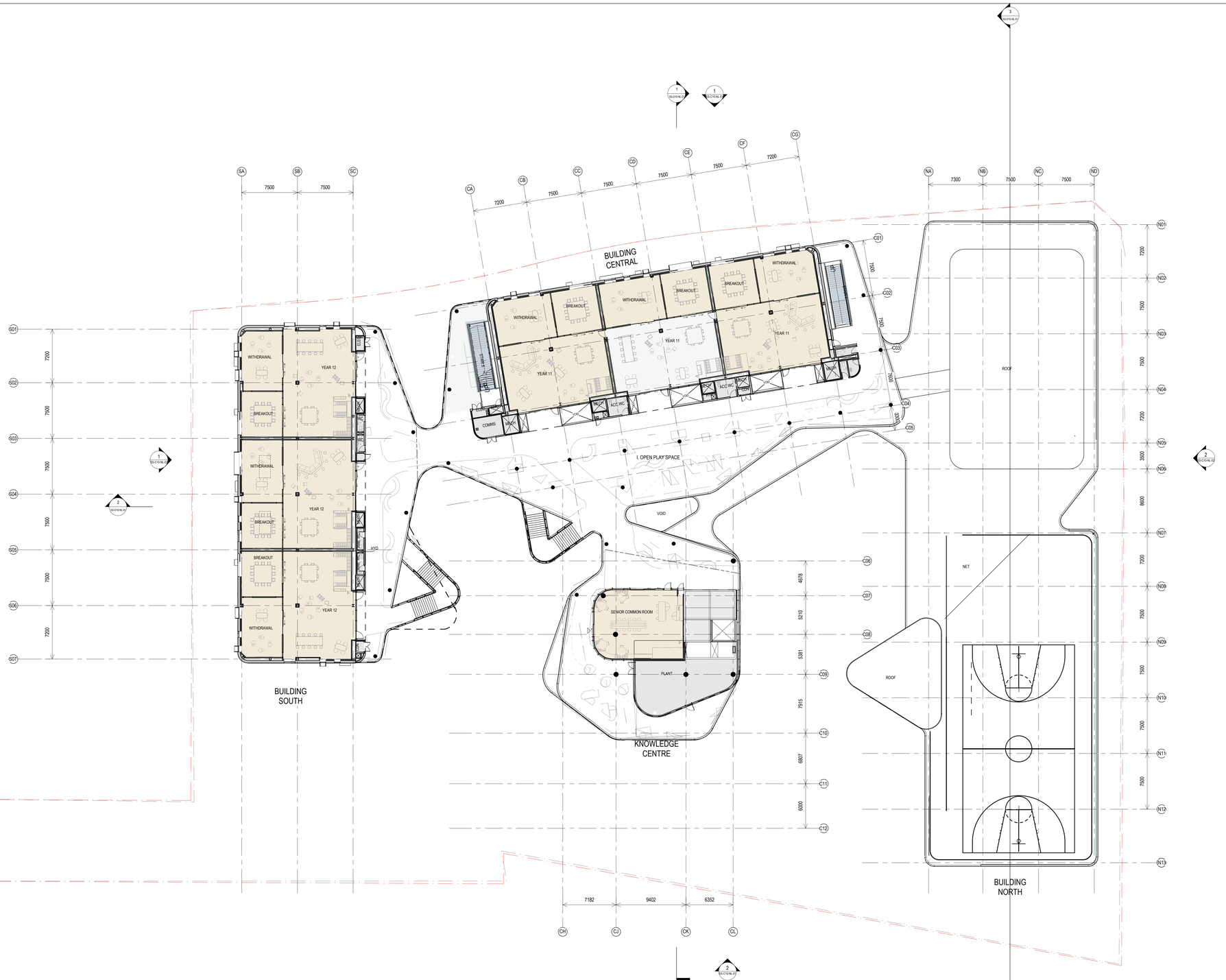

1 B49-NL-50 SSDA_OVERALL FLOOR PLAN LEVEL 05

New South Wales Government
Independent Planning Commission
Issued under the Environmental Planning and Assessment Act 1979
Approved Application No: SSD-9772 Granted on: 21 April 2020
Sheet no: 8 of 29 Signed: AC

- BUILDING SERVICES
- CIRCULATION - VERTICAL
- INQUIRY HUB
- OUTDOOR AREAS
- PUPIL FACILITIES
- SITE BOUNDARY
- OVERHEAD
- SECURE LINE

C:\REVIT_LOCAL2019\1803009-000_AR_BLD_RVT19_luke_joslin.rvt 11/02/2020 7:27:03 PM

BVN

NSW ARCHITECTS REGISTRATION BOARD / NOMINATED ARCHITECTS
6501 ABBIE GALVIN
7153 ELIZABETH TCHOMSKY
7115 ELAN GAYTON
7053 MATTHEW BLAIR
7151 PHILLIP ROSSINGTON
4937 JAMES GROSE

Telephone +61 2 8297 7200
Facsimile +61 2 8297 7299
www.bvn.com.au

INTELLECTUAL PROPERTY
COPYRIGHT BVN ARCHITECTURE PTY LIMITED. UNLESS OTHERWISE AGREED IN WRITING, BVN GRANTS NO LICENCE OR RIGHTS AND IS OWED NO PAYMENT IN FULL OF ALL BVN CHARGES THIS DOCUMENT MAY ONLY BE USED FOR THE EXPRESS PURPOSE AND PROJECT FOR WHICH IT HAS BEEN CREATED AND DELIVERED. UNLESS AGREED IN WRITING BY BVN, ANY OTHER USE OF, RELIANCE ON OR DECISION MADE BASED ON IT IS AT ANY UNAUTHORISED USE OF THIS DOCUMENT IS AT THE USER'S SOLE RISK AND WITHOUT LIMITING BVN'S RIGHTS THE USER RELEASES AND INDEMNIFIES BVN FROM AND AGAINST ALL LOSS SO ARISING.

NOTE
CONTRACTOR TO CHECK AND VERIFY ALL DIMENSIONS ON SITE PRIOR TO COMMENCEMENT OF WORK OR PREPARATION OF SHOP DRAWINGS. DO NOT SCALE THIS DRAWING.

ISSUE	DATE	FOR
A	20/01/2020	DRAFT- RESPONSE TO COMMENTS
B	11/02/2020	UPDATED SSDA

CONSULTANT
NORTHROP
02 9241 4188
CONSULTANT
STEENSEN VARMING
9967 2200
CONSULTANT
ACOR
9438 5098
CONSULTANT
URBIS
9439 7288

CLIENT
CEDP
CLIENT NUMBER
PROJECT MANAGER
TSA MANAGEMENT
+61 2 9276 1400

PROJECT
SANTA SOPHIA CATHOLIC COLLEGE
THE GABLES TOWN CENTRE
BVN PROJECT NUMBER
1803009.000
STATUS
DESIGN FINALISATION

TRUE NORTH PROJECT NORTH
GRAPHIC SCALE 0 2000 5000
SCALE
As indicated@A0 DO NOT SCALE

DRAWING
SSDA_OVERALL PLAN - LEVEL 05
DRAWING NUMBER ISSUE
SS-B10-05-01 B

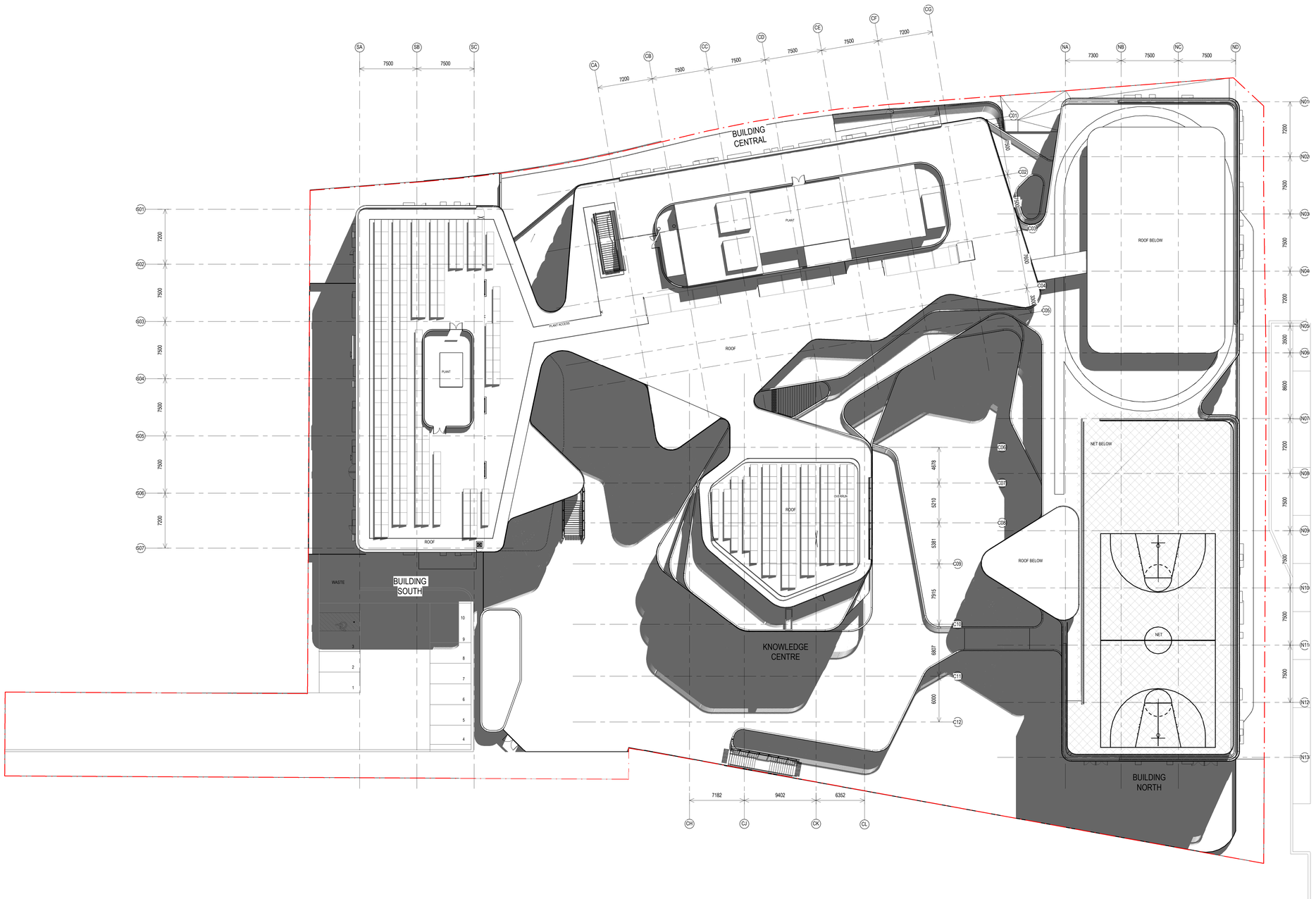

1 B49-NL-50 SSDA_OVERALL ROOF PLAN

SITE BOUNDARY
OVERHEAD
SECURE LINE

C:\REVIT_LOCAL2019\1803009.000_AR_BLD_RVT19_luke_psallon.rvt 11/02/2020 7:22:40 PM

New South Wales Government
Independent Planning Commission
Issued under the Environmental Planning and Assessment Act 1979
Approved Application No: SSD-9772 Granted on: 21 April 2020
Sheet no: 9 of 29 Signed: AC

BVN

NSW ARCHITECTS REGISTRATION BOARD / NOMINATED ARCHITECTS
6501 ABBIE GALVIN
7101 ANDREW THOMOSKY
7115 JULIAN ASHTON
7053 MATTHEW BLAIR
7151 PHILLIP ROSSINGTON
4937 JAMES GROSE

Telephone +61 2 8297 7200
Facsimile +61 2 8297 7299
www.bvn.com.au

INTELLECTUAL PROPERTY
COPYRIGHT BVN ARCHITECTURE PTY LIMITED. UNLESS OTHERWISE AGREED BY BVN IN WRITING, ALL THIS DOCUMENTS ARE SUBJECT TO PAYMENT IN FULL OF ALL BVN CHARGES.THIS DOCUMENT MAY ONLY BE USED FOR THE EXPRESS PURPOSE AND PROJECT FOR WHICH IT WAS PREPARED AND DELIVERED BY BVN. UNAUTHORISED USE OF BVN AND THIS DOCUMENT MAY NOT BE OTHERWISE USED, OR COPIED ANY UNAUTHORISED USE OF THIS DOCUMENT IS AT THE USER'S SOLE RISK AND WITHOUT LIMITING BVN'S RIGHTS THE USER RELEASES AND INDEMNIFIES BVN FROM AND AGAINST ALL LOSS SO ARISING.

NOTE
CONTRACTOR TO CHECK AND VERIFY ALL DIMENSIONS ON SITE PRIOR TO COMMENCEMENT OF WORK OR PREPARATION OF SHOP DRAWINGS. DO NOT SCALE THIS DRAWING

ISSUE	DATE	FOR
A	25/01/2020	DRAFT- RESPONSE TO COMMENTS
B	11/02/2020	UPDATED SSDA

REFERENCE DRAWING:
TP00-01 A MASTER SITE/ ROOF PLAN 23.05.18 ROTHELOWMAN

CONSULTANT
NORTHROP
02 9241 4188
CONSULTANT
STEENSEN VARMING
9967 2200
CONSULTANT
ACOR
9438 5098
CONSULTANT
URBIS
9439 7288

CLIENT
CEDP
CLIENT NUMBER
PROJECT MANAGER
TSA MANAGEMENT
+61 2 9276 1400

PROJECT
SANTA SOPHIA CATHOLIC COLLEGE
THE GABLES TOWN CENTRE
BVN PROJECT NUMBER
1803009.000
STATUS
DESIGN FINALISATION

TRUE NORTH PROJECT NORTH
GRAPHIC SCALE 0 2000 5000
SCALE
As indicated@A0 DO NOT SCALE

DRAWING
SSDA_OVERALL PLAN - ROOF PLAN
DRAWING NUMBER SS-B10-06-01
ISSUE B

1 B10-00-01 SSDA_ELEVATION-FONTANA DRIVE

KEY PLAN

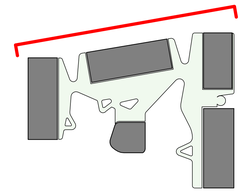

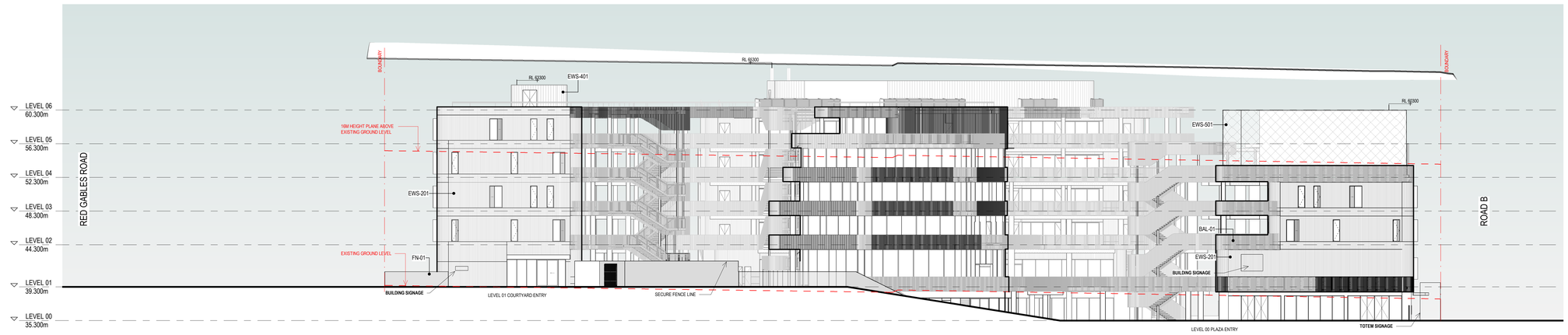

2 B10-00-01 SSDA_ELEVATIONS-EAST

KEY PLAN

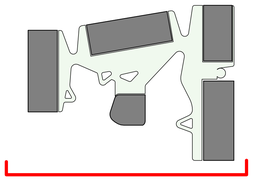

New South Wales Government
Independent Planning Commission
Issued under the Environmental Planning and Assessment Act 1979
Approved Application No: SSD-9772 Granted on: 21 April 2020
Sheet no: 10 of 29 Signed: AC

BVN
NSW ARCHITECTS REGISTRATION BOARD / NOMINATED ARCHITECTS
6501 ABBIE GALVIN
5598 MIKITOSHI TOYOKOSHY
7115 JULIAN ASHTON
7301 ANDREW DUFF
7151 PHILLIP ROSSINGTON
4937 JAMES GROSE
Telephone +61 2 8297 7200
Facsimile +61 2 8297 7299
www.bvn.com.au

INTELLECTUAL PROPERTY
COPYRIGHT BVN ARCHITECTURE PTY LIMITED. UNLESS OTHERWISE AGREED IN WRITING ALL RIGHTS TO THIS DOCUMENT ARE SUBJECT TO THE COPYRIGHT IN FULL OF ANU BVN CHANGE. THIS DOCUMENT MAY ONLY BE USED FOR THE PURPOSE FOR WHICH IT WAS PROVIDED AND MAY NOT BE USED IF IT HAS BEEN CREATED AND OBSOLESED. AS NOTICE IN WRITING BY BVN AND THIS DOCUMENT MAY NOT BE OTHERWISE USED, OR COPIED OR REPRODUCED IN WHOLE OR IN PART FOR ANY PURPOSE WHATSOEVER. SOLE RISK AND WITHOUT LIMITING BVN'S RIGHTS, THE USER RELEASES AND INDEMNIFIES BVN FROM AND AGAINST ALL LOSS SO ARISING.

NOTE
CONTRACTOR TO CHECK AND VERIFY ALL DIMENSIONS ON SITE PRIOR TO COMMENCEMENT OF WORK OR PREPARATION OF SHOP DRAWINGS. DO NOT SCALE THIS DRAWING.

ISSUE	DATE	FOR
A	11/02/2020	UPDATED SSDA

CONSULTANT
NORTHROP
02 9241 4188
CONSULTANT
STEENSEN VARMING
9967 2200
CONSULTANT
ACOR
9438 5098
CONSULTANT
URBIS
9439 7288

CLIENT
CEDP
CLIENT NUMBER
PROJECT MANAGER
TSA MANAGEMENT
+61 2 9276 1400

PROJECT
SANTA SOPHIA CATHOLIC COLLEGE
THE GABLES TOWN CENTRE
BVN PROJECT NUMBER
1803009.000

TRUE NORTH PROJECT NORTH
GRAPHIC SCALE
0 2000 5000
SCALE
1 : 200@A0 DO NOT SCALE
STATUS
DESIGN FINALISATION

DRAWING
SSDA_ELEVATIONS - NORTH AND EAST
DRAWING NUMBER SS-C10-NL-01
ISSUE A

C:\REVIT_LOCAL2019\1803009.000_AR_BLD_RVT19_luke_joslov.rvt 11/02/2020 2:42:17 PM

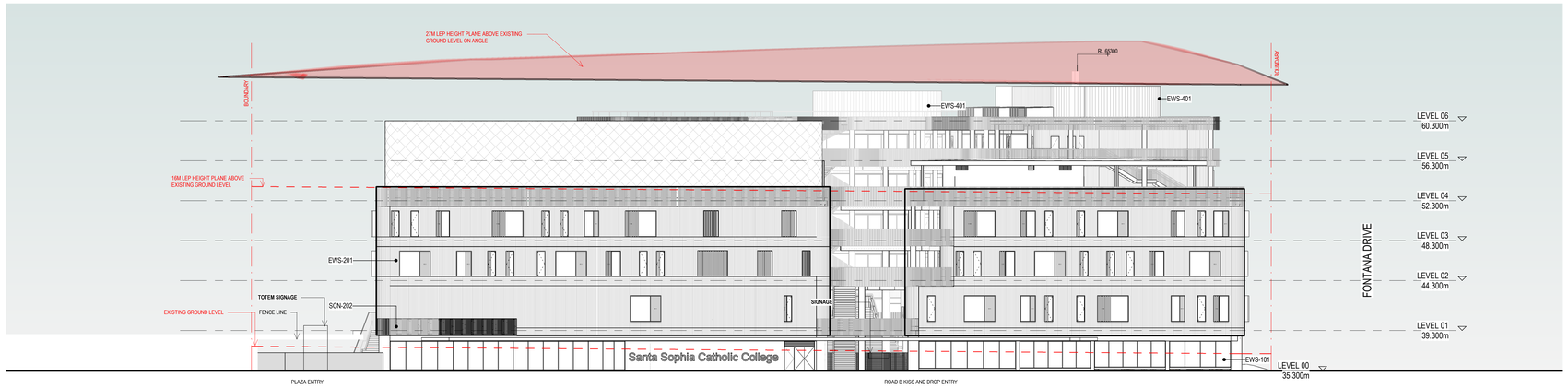

2
B10-00-01 SSDA_ELEVATION-ROAD B

KEY PLAN

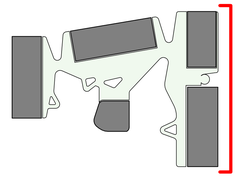

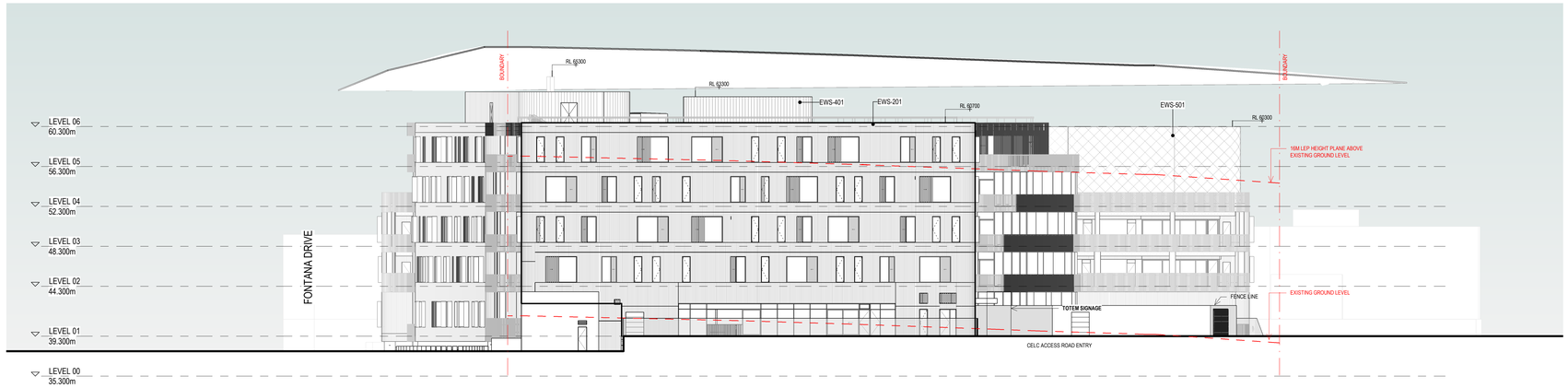

1
B10-00-01 SSDA_ELEVATIONS - SOUTH

KEY PLAN

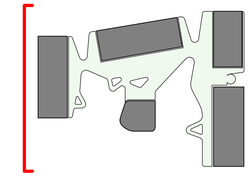

New South Wales Government
Independent Planning Commission
Issued under the Environmental Planning and Assessment Act 1979
Approved Application No: SSD-9772 Granted on: 21 April 2020
Sheet no: 11 of 29 Signed: AC

C:\REVIT_LOCAL\2019\1803009.000_AR_BLD_RVT19_luke_josifov.rvt 11/02/2020 2:44:21 PM

BVN
NSW ARCHITECTS REGISTRATION BOARD / NOMINATED ARCHITECTS
6001 ABBIE GALVIN
5598 MASTOWAN TITCHKOSKY
7115 JULIAN ASHTON
7301 ANDREW DUFF
7151 PHILLIP ROSSINGTON
4937 JAMES GROSE
Telephone +61 2 8297 7200
Facsimile +61 2 8297 7299
www.bvn.com.au

INTELLECTUAL PROPERTY
COPYRIGHT BVN ARCHITECTURE PTY LIMITED. UNLESS OTHERWISE AGREED IN WRITING ALL RIGHTS TO THIS DOCUMENT ARE SUBJECT TO THE COPYRIGHT OF BVN AND IS PROVIDED ON A CONFIDENTIAL BASIS FOR USE BY THE CLIENT IN DEALING WITH THE PROJECT ONLY. IT MAY NOT BE USED FOR ANY OTHER PURPOSE AND IS NOT TO BE DISCLOSED TO ANY OTHER PERSON WHO HAS BEEN CREATED AND DELIVERED. AS NOTED IN WRITING BY BVN AND THIS DOCUMENT MAY NOT BE OTHERWISE USED, OR COPIED OR REPRODUCED IN WHOLE OR PART, FOR ANY PURPOSE WHATSOEVER SAVE FOR AND WITHOUT LIMITING BVN'S RIGHTS, THE USER RELEASES AND INDEMNIFIES BVN FROM AND AGAINST ALL LOSS SO ARISING.

NOTE
CONTRACTOR TO CHECK AND VERIFY ALL DIMENSIONS ON SITE PRIOR TO COMMENCEMENT OF WORK OR PREPARATION OF SHOP DRAWINGS. DO NOT SCALE THIS DRAWING.

ISSUE	DATE	FOR
A	11/02/2020	UPDATED SSDA

CONSULTANT
NORTHROP
02 9241 4188
CONSULTANT
STEENSEN VARMING
9967 2200
CONSULTANT
ACOR
9438 5098
CONSULTANT
URBIS
9439 7288

CLIENT
CEDP
CLIENT NUMBER
PROJECT MANAGER
TSA MANAGEMENT
+61 2 9276 1400

PROJECT
SANTA SOPHIA CATHOLIC COLLEGE
THE GABLES TOWN CENTRE
BVN PROJECT NUMBER
1803009.000
STATUS
DESIGN FINALISATION

TRUE NORTH PROJECT NORTH
GRAPHIC SCALE
0 2000 5000
SCALE
As indicated@A0 DO NOT SCALE

DRAWING
SSDA_ELEVATIONS - SOUTH AND WEST
DRAWING NUMBER ISSUE
SS-C10-NL-02 A

1 B10-00-01 SSDA_SECTION E-W-01

2 B10-00-01 SSDA_SECTION N-S-01

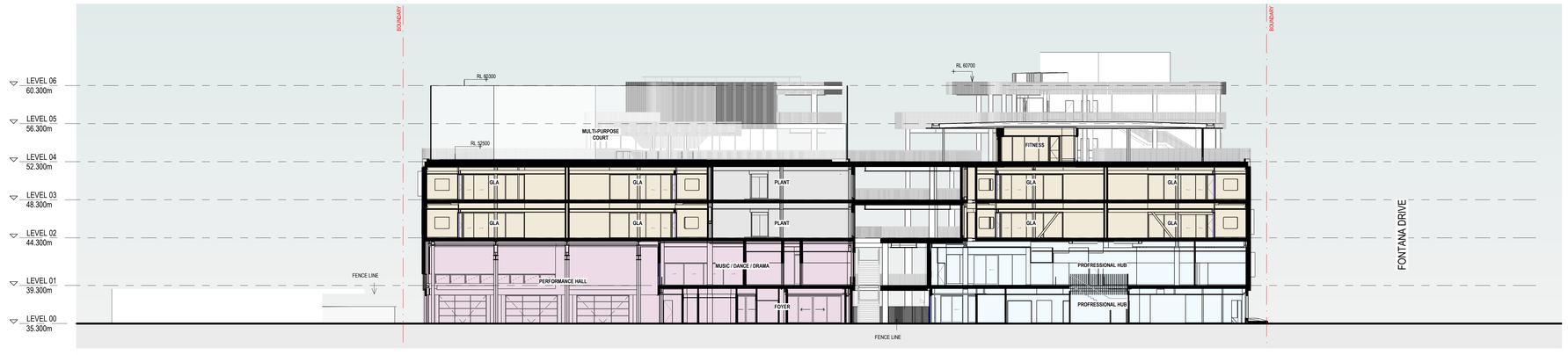

3 B10-00-01 SSDA_SECTION E-W-02

New South Wales Government
Independent Planning Commission
Issued under the Environmental Planning and Assessment Act 1979
Approved Application No: SSD-9772 Granted on: 21 April 2020
Sheet no: 12 of 29 Signed: AC

KEY PLAN

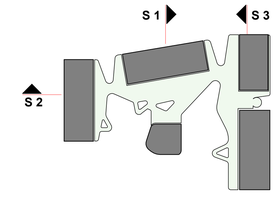

C:\REVIT_LOCAL2019\1803009.000_AR_BLD_RVT19_luke_psaltov.rvt 11/02/2020 2:46:01 PM

BVN
NSW ARCHITECTS REGISTRATION BOARD / NOMINATED ARCHITECTS
6501 ABBIE GALVIN
7030 ALEXANDER DOMOSKY
7115 ELAN GANTON
7053 MATTHEW BLAIR
7151 PHILLIP ROSSINGTON
4937 JAMES GROSE
Telephone +61 2 8297 7200
Facsimile +61 2 8297 7299
www.bvn.com.au

INTELLECTUAL PROPERTY
COPYRIGHT BVN ARCHITECTURE PTY LIMITED. UNLESS OTHERWISE AGREED IN WRITING BY BVN, ALL RIGHTS ARE RESERVED AND TO PAYMENT IN FULL OF ALL BVN CHARGES THIS DOCUMENT MAY ONLY BE USED FOR THE EXPRESS PURPOSE AND PROJECT FOR WHICH IT HAS BEEN CREATED AND DELIVERED. A NOTIFIED IN WRITING BY BVN, ANY UNAUTHORISED USE OF THIS DOCUMENT IS AT THE USER'S SOLE RISK AND WITHOUT LIMITING BVN'S RIGHTS THE USER RELEASES AND INDEMNIFIES BVN FROM AND AGAINST ALL LOSS SO ARISING.

NOTE
CONTRACTOR TO CHECK AND VERIFY ALL DIMENSIONS ON SITE PRIOR TO COMMENCEMENT OF WORK OR PREPARATION OF SHOP DRAWINGS. DO NOT SCALE THIS DRAWING.

ISSUE	DATE	FOR
A	11/02/2020	UPDATED SSDA

CONSULTANT
NORTHROP
02 9241 4188
CONSULTANT
STEENSEN VARMING
9967 2200
CONSULTANT
ACOR
9438 5098
CONSULTANT
URBIS
9439 7288

CLIENT
CEDP
CLIENT NUMBER
PROJECT MANAGER
TSA MANAGEMENT
+61 2 9276 1400

PROJECT
SANTA SOPHIA CATHOLIC COLLEGE
THE GABLES TOWN CENTRE
BVN PROJECT NUMBER
1803009.000

TRUE NORTH PROJECT NORTH
GRAPHIC SCALE
0 2000 5000
SCALE
1 : 200@A0 DO NOT SCALE
STATUS
DESIGN FINALISATION

DRAWING
SSDA_OVERALL SECTIONS - 1
DRAWING NUMBER SS-D10-NL-01
ISSUE A


1.

2.

3.

4.

6.

7a.


7b.


8.

9.

10.

1. Powdercoated charcoal metal. Used on corrugated metal panels (EWS-201) and the palisade balustrade (BAL-01)
2. Powdercoated yellow metal shrouds and frames to windows in EWS-201
3. Powdercoated Mullions
4. Exposed concrete soffits
5. Landscape planting
6. Timber to elements in public areas
7. Stone paving to ground level areas
8. Multi-coloured powdercoated of EWS-301
9. Glazing to external windows and curtain walls
10. Glazing to internal classroom entries sheltered by decks over

New South Wales Government
Independent Planning Commission
Issued under the Environmental Planning and Assessment Act 1979
Approved Application No: SSD-9772 Granted on: 21 April 2020
Sheet no: 13 of 29 Signed: AC

BVN
NSW ARCHITECTS REGISTRATION BOARD / NOMINATED ARCHITECTS
6501 ABBIE GALVIN
5598 MIKITOCHKA TITCHKOSKY
7115 JULIAN ASHTON
7301 ANDREW DUFFIN
7151 PHILLIP ROSSINGTON
4937 JAMES GROSE
Telephone +61 2 8297 7200
Facsimile +61 2 8297 7299
www.bvn.com.au

INTELLECTUAL PROPERTY
COPYRIGHT BVN ARCHITECTURE PTY LIMITED. UNLESS OTHERWISE AGREED IN WRITING ALL RIGHTS TO THIS DOCUMENT ARE SUBJECT TO THE COPYRIGHT IN FULL OF ANY BVN CHANGE AND DOCUMENT MAY ONLY BE USED FOR THE PURPOSE FOR WHICH IT WAS PROVIDED AND HAS BEEN CREATED AND AS AGREED. AS NOTED IN WRITING BY BVN AND THIS DOCUMENT MAY NOT BE OTHERWISE USED, OR COPIED. THE USER RELEASES BVN FROM AND AGAINST ALL LOSS SO ARISING. SUE RISK AND WITHOUT LIMITING BVN'S RIGHTS, THE USER RELEASES AND INDEMNIFIES BVN FROM AND AGAINST ALL LOSS SO ARISING.

NOTE
CONTRACTOR TO CHECK AND VERIFY ALL DIMENSIONS ON SITE PRIOR TO COMMENCEMENT OF WORK OR PREPARATION OF SHOP DRAWINGS. DO NOT SCALE THIS DRAWING.

ISSUE	DATE	FOR
1	05/04/19	TEST OF ADEQUACY
2	16/05/19	SSDA
3	06/08/19	RESPOND TO COMMENTS
4	06/09/19	SSDA DRAFT
5	13/09/19	SSDA ISSUE
6	20/09/19	SSDA ISSUE

CONSULTANT NORTHROP 02 9241 4188
CONSULTANT STEENSEN VARMING 9967 2200
CONSULTANT ACOR 9438 5098
CONSULTANT URBIS 9439 7288
CLIENT CEDP
CLIENT NUMBER
PROJECT MANAGER TSA MANAGEMENT +61 2 9276 1400
PROJECT SANTA SOPHIA CATHOLIC COLLEGE THE GABLES TOWN CENTRE
BVN PROJECT NUMBER 1803009.000
TRUE NORTH PROJECT NORTH
GRAPHIC SCALE 0 2000 5000
SCALE @A0 DO NOT SCALE
STATUS
DRAWING SSDA_EXTERNAL MATERIAL FINISHES
DRAWING NUMBER SS-P43-NL-02
ISSUE 6

C:\REVIT_LOCAL\2019\1803009.000_AR_SSDA_BLD_RVT19_jpavlour.rvt 19/09/2019 4:53:49 PM

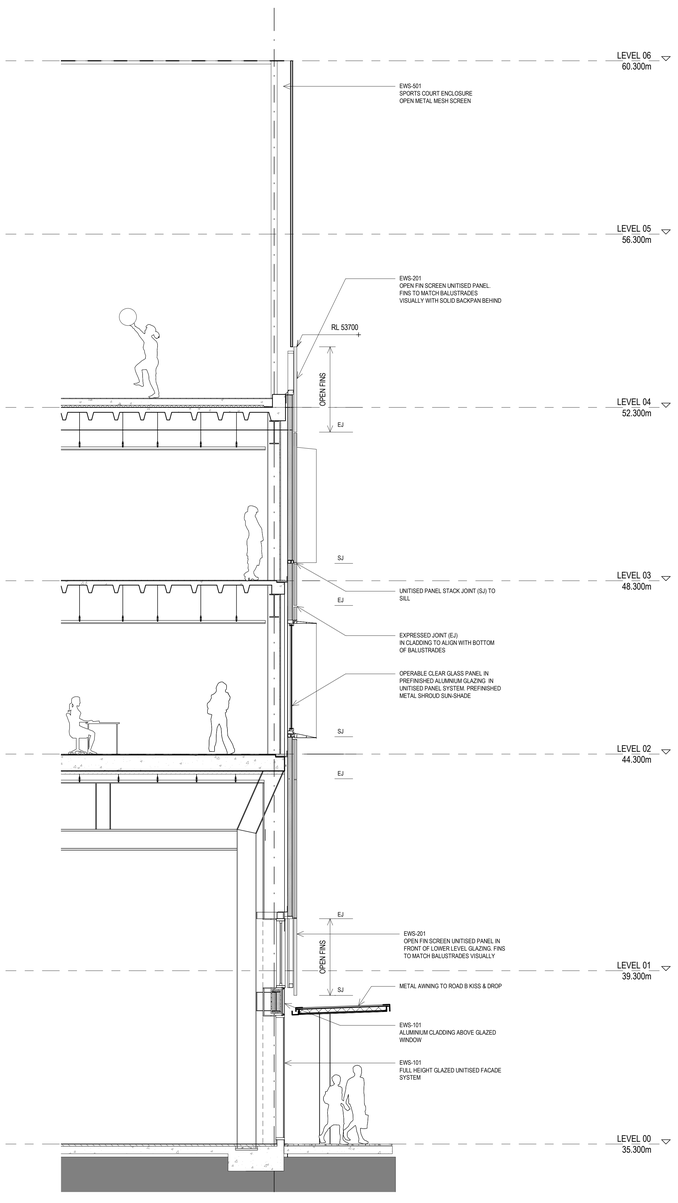

1
CD_AA_FP_07
SSDA_FACADE SECTION 01_GLA_Perform

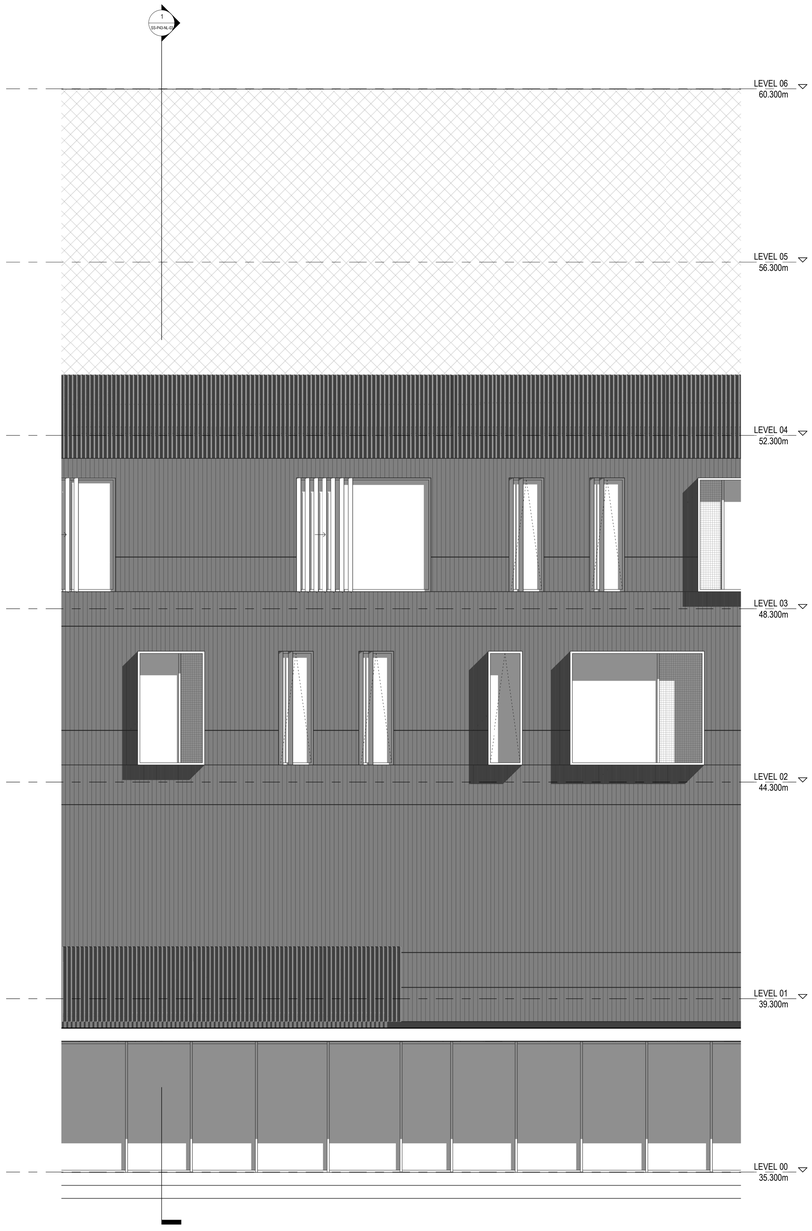

2
SS-C10-NL-02
SSDA_PART ELEVATION-GLA+PERFORMANCE

New South Wales Government
Independent Planning Commission
Issued under the Environmental Planning and Assessment Act 1979
Approved Application No: SSD-9772 Granted on: 21 April 2020
Sheet no: 14 of 29 Signed: AC

C:\REVIT_LOCAL\2019\1803009.000_AR_SSDA_BLD_RVT19_jpavlour.rvt 19/09/2019 5:04:42 PM

BVN
NSW ARCHITECTS REGISTRATION BOARD / NOMINATED ARCHITECTS
6501 ABBIE GALVIN
5358 MASTOSAVA TOTOKSKY
7115 JULIAN ASHTON
7301 ANDREW DUFF
7351 PHILLIP ROSSINGTON
4937 JAMES GROSE
Telephone +61 2 8297 7200
Facsimile +61 2 8297 7299
www.bvn.com.au

INTELLECTUAL PROPERTY
COPYRIGHT BVN ARCHITECTURE PTY LIMITED. UNLESS OTHERWISE AGREED IN WRITING ALL RIGHTS TO THIS DOCUMENT ARE SUBJECT TO THE COPYRIGHT OF ALL BVN OWNERS. THIS DOCUMENT MAY ONLY BE USED FOR THE PURPOSE FOR WHICH IT WAS PROVIDED AND MAY NOT BE USED IF IT HAS BEEN CREATED AND ISSUED AS NOTRISE IN WRITING BY BVN AND THIS DOCUMENT MAY NOT BE OTHERWISE USED, OR COPIED. ANY UNAUTHORISED USE OF THIS DOCUMENT WILL BE AT THE USER'S SOLE RISK AND WITHOUT LIMITING BVN'S RIGHTS, THE USER RELEASES AND INDEMNIFIES BVN FROM AND AGAINST ALL LOSS SO ARISING.

NOTE
CONTRACTOR TO CHECK AND VERIFY ALL DIMENSIONS ON SITE PRIOR TO COMMENCEMENT OF WORK OR PREPARATION OF SHOP DRAWINGS. DO NOT SCALE THIS DRAWING.

ISSUE	DATE	FOR
1	05/04/19	TEST OF ADEQUACY
2	16/05/19	SSDA
3	06/08/19	RESPOND TO COMMENTS
4	06/09/19	SSDA DRAFT
5	13/09/19	SSDA ISSUE
6	20/09/19	SSDA ISSUE

CONSULTANT
NORTHROP
02 9241 4188
CONSULTANT
STEENSEN VARMING
9967 2200
CONSULTANT
ACOR
9438 5098
CONSULTANT
URBIS
9439 7288

CLIENT
CEDP
CLIENT NUMBER
PROJECT MANAGER
TSA MANAGEMENT
+61 2 9276 1400

PROJECT
SANTA SOPHIA CATHOLIC COLLEGE
THE GABLES TOWN CENTRE
BVN PROJECT NUMBER
1803009.000

TRUE NORTH PROJECT NORTH
GRAPHIC SCALE
0 2000 5000
SCALE
1 : 50@A0 DO NOT SCALE
STATUS

DRAWING
SSDA_FACADE SECTIONS
DRAWING NUMBER SS-P43-NL-03
ISSUE 6

SIGNAGE

12.1 SIGN LOCATIONS

New South Wales Government
Independent Planning Commission
Issued under the Environmental Planning and Assessment Act 1979
Approved Application No: SSD-9772 Granted on: 21 April 2020
Sheet no: 15 of 29 Signed: AC

SIGNAGE

Signage is proposed in the locations indicated on the site plan in the following page.

Small signage is attached directly to the building facade whilst larger signage will be placed to avoid clash with cycleways and pedestrian movement.

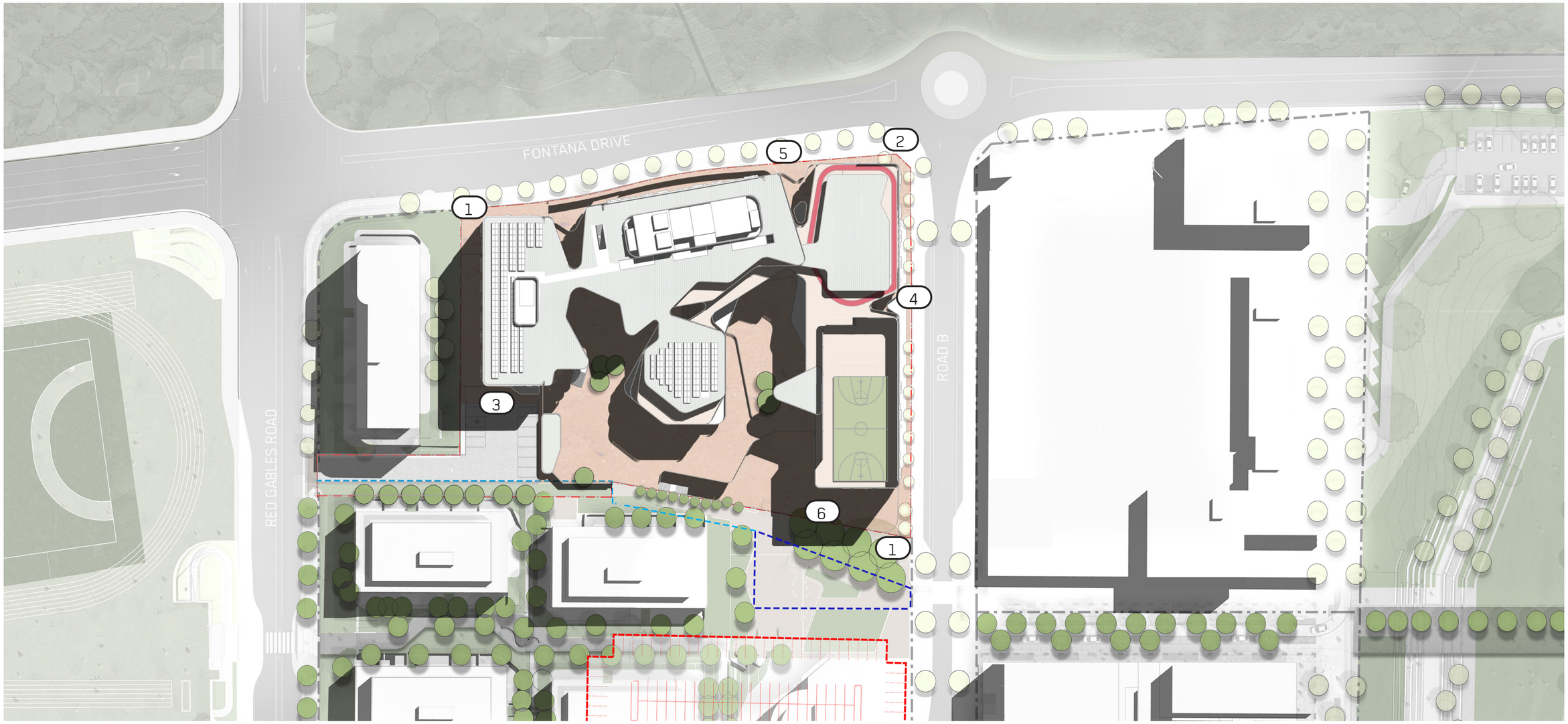

SIGNAGE

12.2 SIGN TYPES

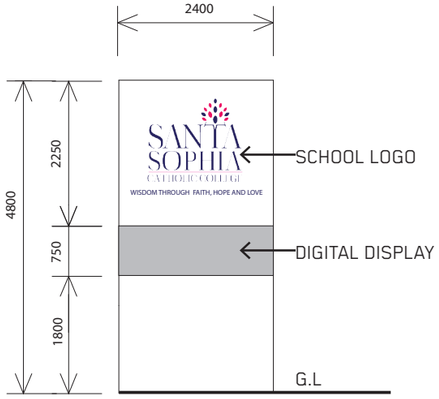

SIGN TYPE 1

Free standing :
School logo and digital panel.

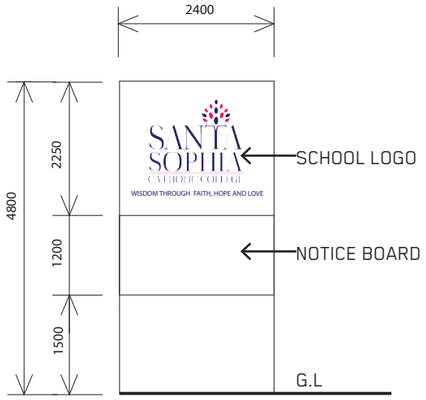

SIGN TYPE 2

Free standing :
School logo and Notice Board

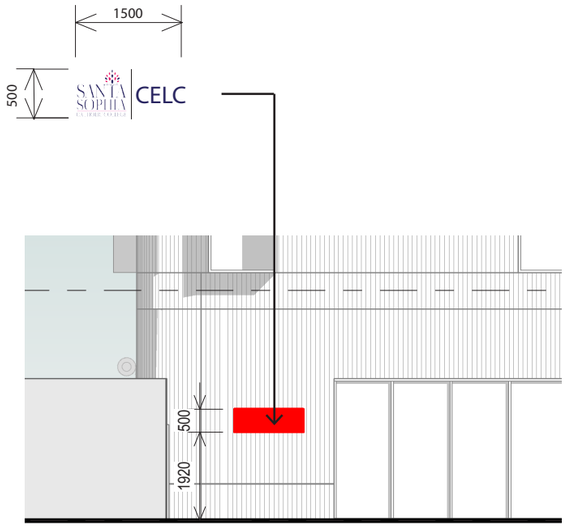

SIGN TYPE 3 - CELC_ LEVEL 01

Mounted directly to school facade:
School Logo & Reception text.

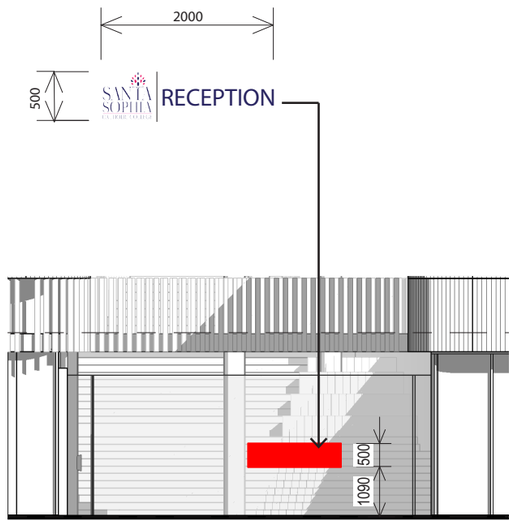

SIGN TYPE 4 - RECEPTION _ LEVEL 00

Mounted directly to school Secure Fence Line
School Logo & "Reception" text.

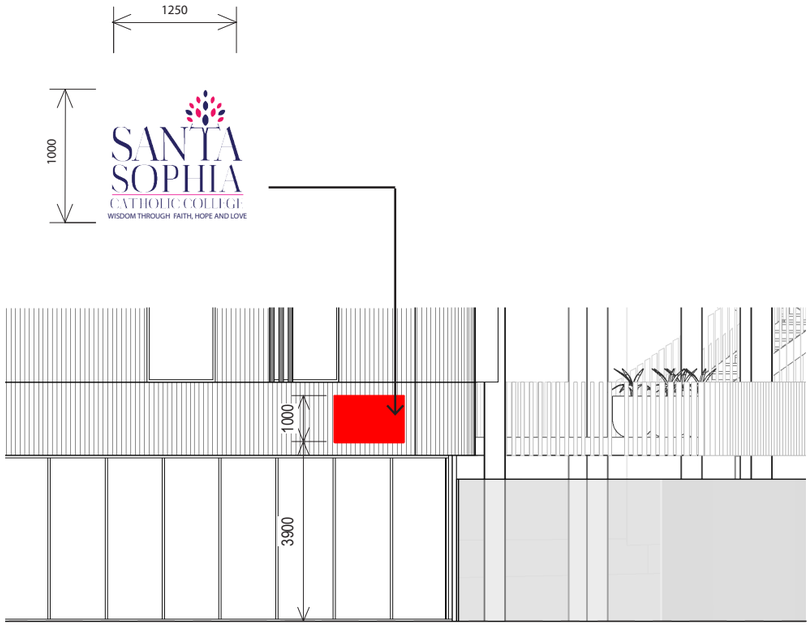

SIGN TYPE 5 - FONTANA DRIVE ENTRANCE_ LEVEL 00

Mounted directly to school facade:
School Logo & Reception text.

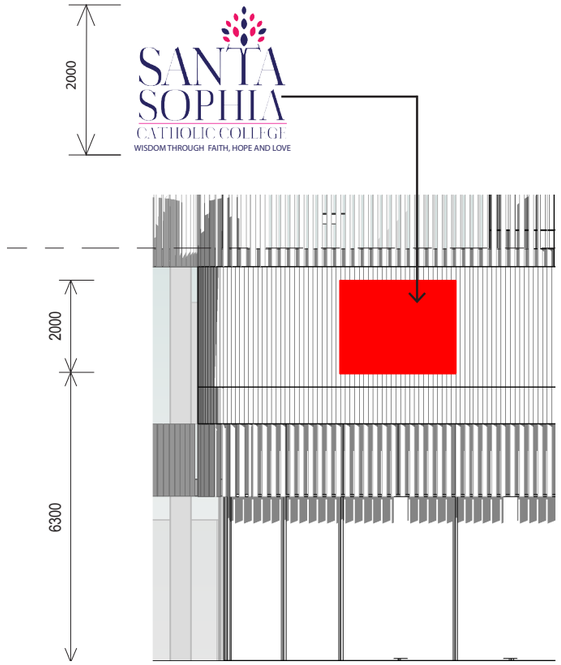

SIGN TYPE 6 - PLAZA _ LEVEL 00

Mounted to facade:
School Logo Backlit

New South Wales Government
Independent Planning Commission
Issued under the Environmental Planning and Assessment Act 1979
Approved Application No: SSD-9772 Granted on: 21 April 2020
Sheet no: 16 of 29 Signed: AC

Legend

- Site Boundary
- Secure lines
- Entry — Key Entry points into College from surrounding precinct

New South Wales Government
Independent Planning Commission
Issued under the Environmental Planning and Assessment Act 1979
Approved Application No: SSD-9772 Granted on: 21 April 2020
Sheet no: 17 of 29 Signed: AC

GROUND iNK
LANDSCAPE ARCHITECTS
Suite 201, 75 Archer St, Chatswood NSW 2067 Ph. (02) 9411 3279 ABN 55 163 025 456
www.groundink.com.au Registered Landscape Architect: Rob Loughman # 7813

Drawing not intended for tender or construction. Verify all dimensions on site before commencing work. Report all discrepancies to Landscape Architect prior to construction. Figured dimensions to be taken in preference to scaled drawings. All work is to conform to relevant Australian standards and other codes as applicable. Dial before you dig. Location of underground services to be proven on site and protected if necessary prior to construction. Plant species and quantities shown are indicative only and are subject to change based on future project requirements.
© Ground Ink Pty Ltd

OVERALL SITE PLAN

1:400 / A1
0 2 4 6 8 10m

SANTA SOPHIA COLLEGE
The Gables, Box Hill NSW

LAN-GI-SC-XX-NL-002
Revision I | 12-Feb-2020

300 Students during Lunch Break

Year 5-8 : 300

Open Space Area :264 | Canteen :36

Legend

- Coloured concrete aggregate
- Streetscape Paving as per Box Hill North Precinct E Roads A & B DA
- Catholic Mapping Paving
- Handball Courts
- Synthetic Turf
- Site Boundary
- 1800mm high Secure Line Palisade Fencing

1 Proposed Seating for Rest and Amenity

2 Proposed Planting provide Greening and Canopy Shading

3 Proposed Mounds for Rest and Gathering

4 Outdoor Cafe Seating

5 Proposed Screen Planting providing Seamless Boundary adjacent to Public Area

6 Proposed ampitheatre space

7 Saint Sophia Catholic Symbolism for Wayfinding through Plaza

8 Formalised Entry Point

9 Maintenance Gate

Built Elements

10 Coat Hanger Bike Racks providing bike parking for students and staff

11 Proposed indicative bench seating for rest and amenity

LEVEL 00

GROUND iNK
LANDSCAPE ARCHITECTS
Suite 201, 75 Archer St, Chatswood NSW 2067 Ph. (02) 9411 3279 ABN 55 163 025 456
www.groundink.com.au Registered Landscape Architect: Rob Loughman # 7813

Drawing not intended for tender or construction. Verify all dimensions on site before commencing work. Report all discrepancies to Landscape Architect prior to construction. Figured dimensions to be taken in preference to scaled drawings. All work is to conform to relevant Australian standards and other codes as applicable. Dial before you dig. Location of underground services to be proven on site and protected if necessary prior to construction. Plant species and quantities shown are indicative only and are subject to change based on future project requirements.
© Ground Ink Pty Ltd

New South Wales Government
Independent Planning Commission
Issued under the Environmental Planning and Assessment Act 1979
Approved Application No: SSD-9772 Granted on: 21 April 2020
Sheet no: 18 of 29 Signed: AC

1:200 / A1
0 1 2 3 4 5m

SANTA SOPHIA COLLEGE
The Gables, Box Hill NSW

LAN-GI-SC-XX-00-001
Revision I | 12-Feb-2020

300 Students during Lunch Break

Year K-4 : 300

Open Space Area :240 | Knowledge Centre :60

Fontana Drive

CELC

CELC CARPARK

Research Hub

Knowledge Centre

Professional Hub

Performance Hub

C01 C02 C03 C04 C05 C06 C07 C08 C09 C10 C11 C12

CH CJ CK CL

Legend

- Concrete
- Synthetic Turf
- Decking Area
- CELC Coloured Concrete Bike Track
- Green Coloured Concrete
- CELC Light Coloured Concrete
- Mulch
- Site Boundary
- 1800mm high Secure Line Palisade Fencing

1 Proposed Seating for Breakout and Amenity

2 Peace Garden for Prayer and Respite

3 Vegetable Gardens and Chicken Coop

4 Proposed Exercise Course

5 CELC Play Area

6 Proposed Handball Courts

7 Proposed slide Connecting Level above with Playground

8 Key Entry Points

9 Proposed Nature Play and Boat

10 Proposed Educational Markings for Learning and Play Opportunities

11 Yarning circle for Indigneous integration

12 Proposed softfall mound with slide and climbing play

Play Elements

13 Mt Tongariro as supplied by Playground Centre

14 Bouldering wall as supplied by Playground Centre

15 Monkey Bars for exercise and agility supplied by Playground Centre

16 Tunnel with Mound providing agility options

17 Stepping logs for exercise and agility supplied by Playground Centre

GROUND iNK
LANDSCAPE ARCHITECTS
Suite 201, 75 Archer St, Chatswood NSW 2067 Ph. (02) 9411 3279 ABN 55 163 025 456
www.groundink.com.au Registered Landscape Architect: Rob Loughman # 7813

Drawing not intended for tender or construction. Verify all dimensions on site before commencing work. Report all discrepancies to Landscape Architect prior to construction. Figured dimensions to be taken in preference to scaled drawings. All work is to conform to relevant Australian standards and other codes as applicable. Dial before you dig. Location of underground services to be proven on site and protected if necessary prior to construction. Plant species and quantities shown are indicative only and are subject to change based on future project requirements.
© Ground Ink Pty Ltd

LEVEL 01

New South Wales Government
Independent Planning Commission
Issued under the Environmental Planning and Assessment Act 1979
Approved Application No: SSD-9772 Granted on: 21 April 2020
Sheet no: 19 of 29 Signed: AC

1:200 / A1
0 1 2 3 4 5m

SANTA SOPHIA COLLEGE
The Gables, Box Hill NSW

LAN-GI-SC-XX-01-001
Revision I | 12-Feb-2020

300 Students during Lunch Break

Year K-4 : 300

Open Space Area :240 | Knowledge Centre :60

300 Students to Level 01

Legend

Concrete

Synthetic Turf

1 Proposed Seating for Rest and Amenity

2 Proposed Mounds for Play and Gathering

3 Proposed Planter Box with Climbers

4 Proposed Multi Level Play Structure with Adventure Play Elements

5 Hopscotch

6 Proposed slide connecting level with Playground below

7 Key Entry Points

8 Creative Pods

9 Proposed Bag Racks

Play Elements

10 Pukeko Perch as supplied by Playground Centre

11 Bouldering wall providing Climbing opportunities as supplied by Playground Centre

12 Precision Ball for Exercise and Agility. Supplied by Playground Centre

13 Tunnel through Mound as supplied by Playground Centre

New South Wales Government
Independent Planning Commission
Issued under the Environmental Planning and Assessment Act 1979
Approved Application No: SSD-9772 Granted on: 21 April 2020
Sheet no: 20 of 29 Signed: AC

GROUND iNK
LANDSCAPE ARCHITECTS
Suite 201, 75 Archer St, Chatswood NSW 2067 Ph. (02) 9411 3279 ABN 55 163 025 456
www.groundink.com.au Registered Landscape Architect: Rob Loughman # 7813

Drawing not intended for tender or construction. Verify all dimensions on site before commencing work. Report all discrepancies to Landscape Architect prior to construction. Figured dimensions to be taken in preference to scaled drawings. All work is to conform to relevant Australian standards and other codes as applicable. Dial before you dig. Location of underground services to be proven on site and protected if necessary prior to construction. Plant species and quantities shown are indicative only and are subject to change based on future project requirements.
© Ground Ink Pty Ltd

LEVEL 02

1:200 / A1
0 1 2 3 4 5m

SANTA SOPHIA COLLEGE
The Gables, Box Hill NSW

LAN-GI-SC-XX-02-001
Revision I | 12-Feb-2020

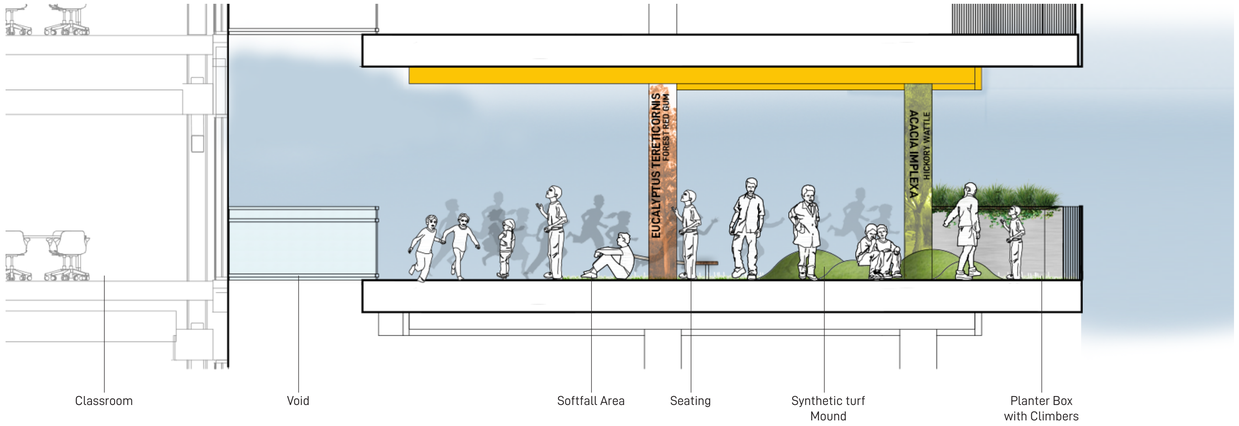

Elevation A

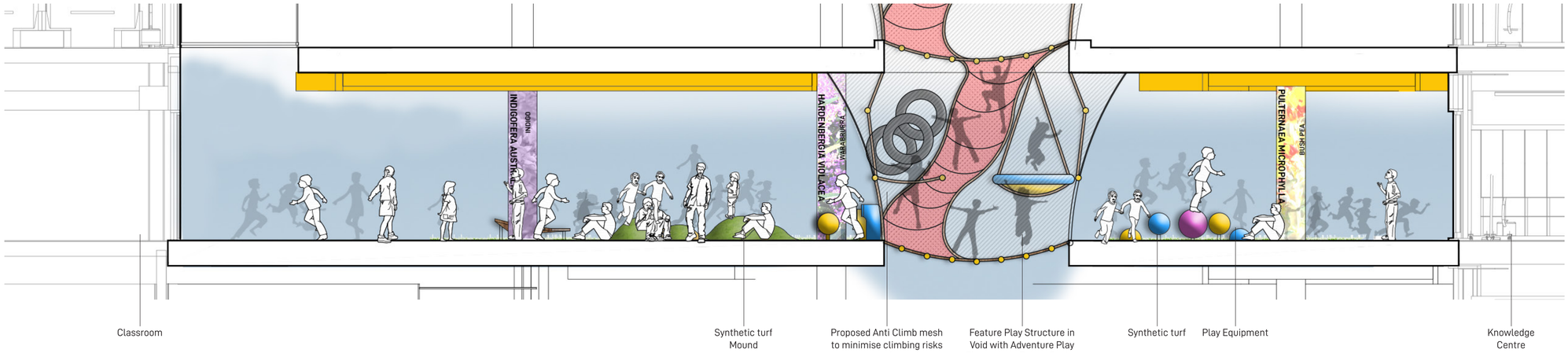

Elevation B

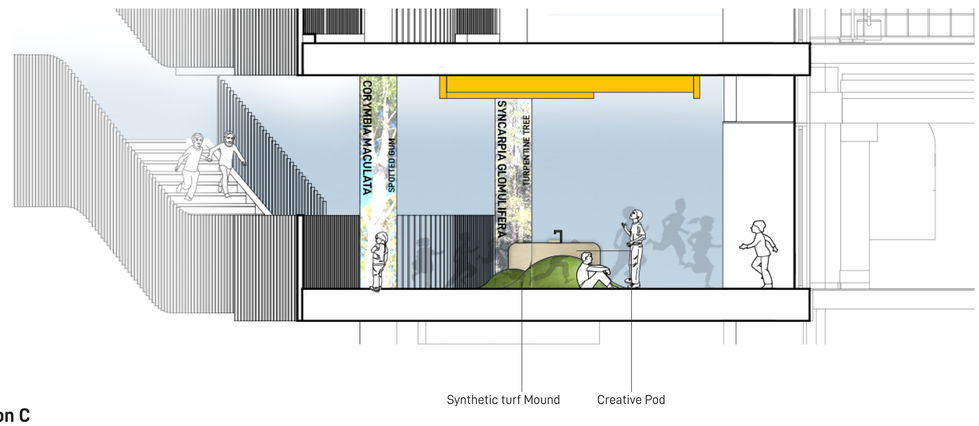

Elevation C

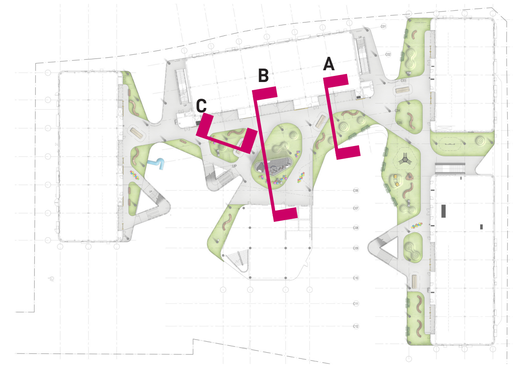

Key Plan

New South Wales Government
Independent Planning Commission
Issued under the Environmental Planning and Assessment Act 1979
Approved Application No: SSD-9772 Granted on: 21 April 2020
Sheet no: 21 of 29 Signed: AC

GROUND iNK
LANDSCAPE ARCHITECTS
Suite 201, 75 Archer St, Chatswood NSW 2067 Ph. (02) 9411 3279 ABN 55 163 025 456
www.groundink.com.au Registered Landscape Architect: Rob Loughman # 7813

Drawing not intended for tender or construction. Verify all dimensions on site before commencing work. Report all discrepancies to Landscape Architect prior to construction. Figured dimensions to be taken in preference to scaled drawings. All work is to conform to relevant Australian standards and other codes as applicable. Dial before you dig. Location of underground services to be proven on site and protected if necessary prior to construction. Plant species and quantities shown are indicative only and are subject to change based on future project requirements.
© Ground Ink Pty Ltd

LEVEL 02 ELEVATIONS

1:50 / A1
0 0.5 1 1.5 2m

SANTA SOPHIA COLLEGE
The Gables, Box Hill NSW

LAN-GI-SC-XX-02-003
Revision I | 12-Feb-2020

300 Students during Lunch Break

Year 5-8 : 300

Open Space Area :240 | Knowledge Centre :60

300 Students to Level 00

Legend

- Concrete
- Synthetic Turf

1 Proposed Seating for Rest and Amenity
2 Proposed Mounds for Play and Gathering
3 Proposed Bag Racks
4 Proposed Multi Level Play Structure with Adventure Play Elements
5 Proposed Table for Extra Seating Amenities
6 Proposed Handball court for additional play opportunities
7 Proposed Planter Box with Climbers
8 Proposed Creative Pod
9 Key Entry Points

Play Elements

10 Bouldering wall as supplied by Playground Centre

New South Wales Government
Independent Planning Commission
Issued under the Environmental Planning and Assessment Act 1979
Approved Application No: SSD-9772 Granted on: 21 April 2020
Sheet no: 22 of 29 Signed: AC

GROUND iNK
LANDSCAPE ARCHITECTS
Suite 201, 75 Archer St, Chatswood NSW 2067 Ph. (02) 9411 3279 ABN 55 163 025 456
www.groundink.com.au Registered Landscape Architect: Rob Loughman # 7813

Drawing not intended for tender or construction. Verify all dimensions on site before commencing work. Report all discrepancies to Landscape Architect prior to construction. Figured dimensions to be taken in preference to scaled drawings. All work is to conform to relevant Australian standards and other codes as applicable. Dial before you dig. Location of underground services to be proven on site and protected if necessary prior to construction. Plant species and quantities shown are indicative only and are subject to change based on future project requirements.
© Ground Ink Pty Ltd

LEVEL 03

1:200 / A1
0 1 2 3 4 5m

SANTA SOPHIA COLLEGE
The Gables, Box Hill NSW

LAN-GI-SC-XX-03-001
Revision I | 12-Feb-2020

360 Students during Lunch Break

Year 9-10 : 336

Open Space Area :276 | Knowledge Centre :60

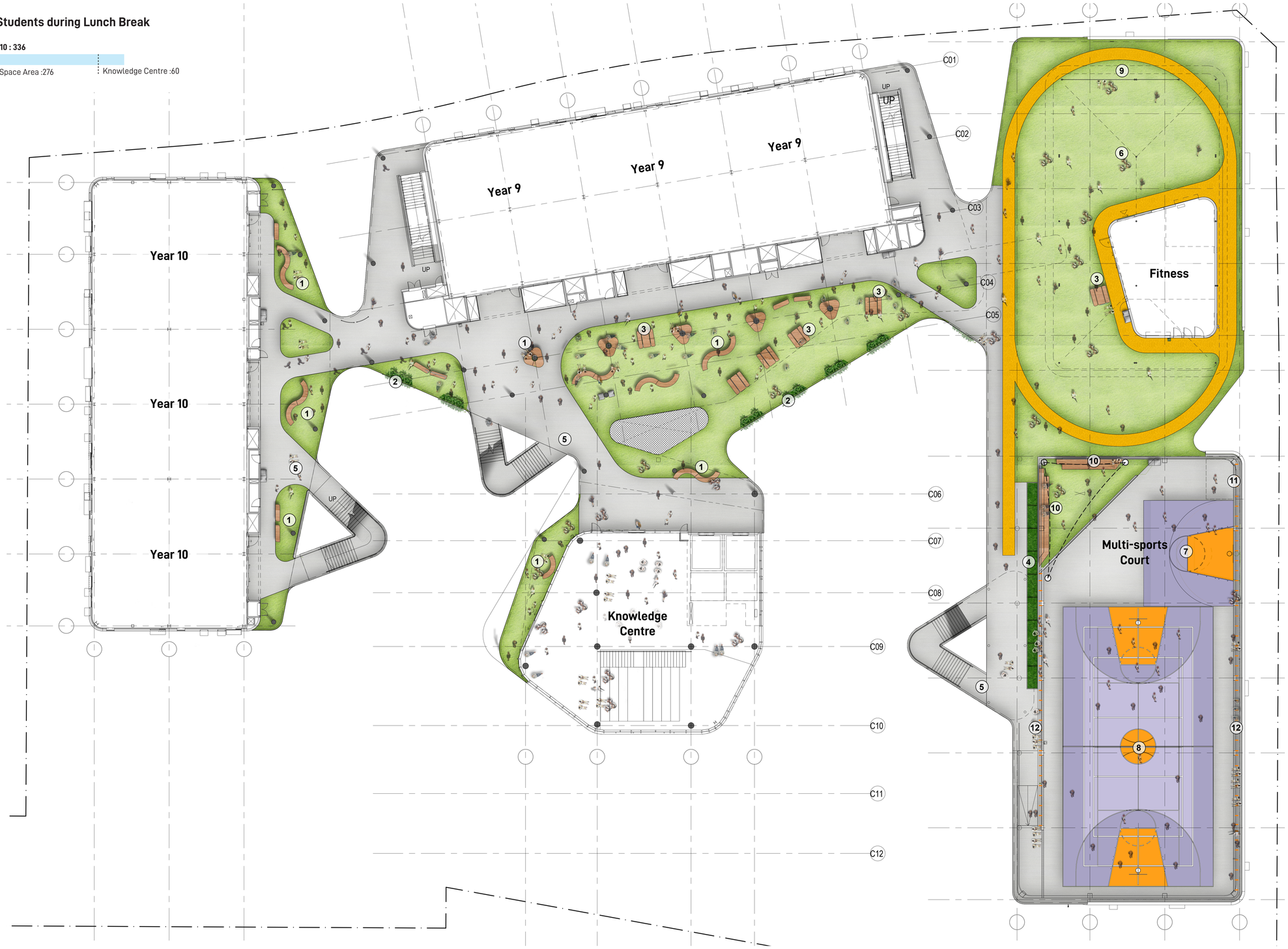

Legend

- Concrete
- Synthetic Turf
- Softfall Running Track for Recreation and Formalised Exercise

1 Proposed Seating for Rest and Amenity
2 Proposed Planter Box with Climbers
3 Proposed Tables for additional Amenity
4 Proposed large planter box providing additional greening
5 Key Entry Points
6 Open turf area for Fitness opportunities
7 Proposed Half Court
8 Proposed Multi Sport Court
9 Decorative Screen Providing Windbreak to Fitness Area
10 Amphitheatre Seating under Shade Cloth

Play Elements

11 Rugby Passing Net for competive sport

12 Multi-Sport Netting to minimise risks on rooftop court

New South Wales Government
Independent Planning Commission
Issued under the Environmental Planning and Assessment Act 1979
Approved Application No: SSD-9772 Granted on: 21 April 2020
Sheet no: 23 of 29 Signed: AC

GROUND iNK
LANDSCAPE ARCHITECTS
Suite 201, 75 Archer St, Chatswood NSW 2067 Ph. (02) 9411 3279 ABN 55 163 025 456
www.groundink.com.au Registered Landscape Architect: Rob Loughman # 7813

Drawing not intended for tender or construction. Verify all dimensions on site before commencing work. Report all discrepancies to Landscape Architect prior to construction. Figured dimensions to be taken in preference to scaled drawings. All work is to conform to relevant Australian standards and other codes as applicable. Dial before you dig. Location of underground services to be proven on site and protected if necessary prior to construction. Plant species and quantities shown are indicative only and are subject to change based on future project requirements.
© Ground Ink Pty Ltd

LEVEL 04

1:200 / A1
0 1 2 3 4 5m

SANTA SOPHIA COLLEGE
The Gables, Box Hill NSW

LAN-GI-SC-XX-04-001
Revision I | 12-Feb-2020

300 Students during Lunch Break

Year 11 -12 : 300

Senior Common Room : 30

Open Space Area : 270

Legend

- Concrete
- Synthetic Turf

1. Proposed Seating for Study and Amenity
2. Proposed Planter Box
3. Proposed tables for additional seating amenity
4. Proposed Planter Box with Climbers
5. Proposed Egg Chairs
6. Key Entry Points

New South Wales Government
Independent Planning Commission
Issued under the Environmental Planning and Assessment Act 1979
Approved Application No: SSD-9772 Granted on: 21 April 2020
Sheet no: 24 of 29 Signed: AC

GROUND iNK
LANDSCAPE ARCHITECTS
Suite 201, 75 Archer St, Chatswood NSW 2067 Ph. (02) 9411 3279 ABN 55 163 025 456
www.groundink.com.au Registered Landscape Architect: Rob Loughman # 7813

Drawing not intended for tender or construction. Verify all dimensions on site before commencing work. Report all discrepancies to Landscape Architect prior to construction. Figured dimensions to be taken in preference to scaled drawings. All work is to conform to relevant Australian standards and other codes as applicable. Dial before you dig. Location of underground services to be proven on site and protected if necessary prior to construction. Plant species and quantities shown are indicative only and are subject to change based on future project requirements.
© Ground Ink Pty Ltd

LEVEL 05

1:200 / A1
0 1 2 3 4 5m

SANTA SOPHIA COLLEGE
The Gables, Box Hill NSW

LAN-GI-SC-XX-05-001
Revision I | 12-Feb-2020

This drawing is copyright and is the property of TAYLOR THOMSON WHITTING (NSW) Pty Ltd and must not be used without authorisation.

THIS DRAWING TO BE READ IN CONJUNCTION WITH ALL RELEVANT NOTES ON DRAWING

SANTA SOPHIA CATHOLIC COLLEGE, PARRAMATTA
CIVIL WORKS FOR SEAR'S APPROVAL

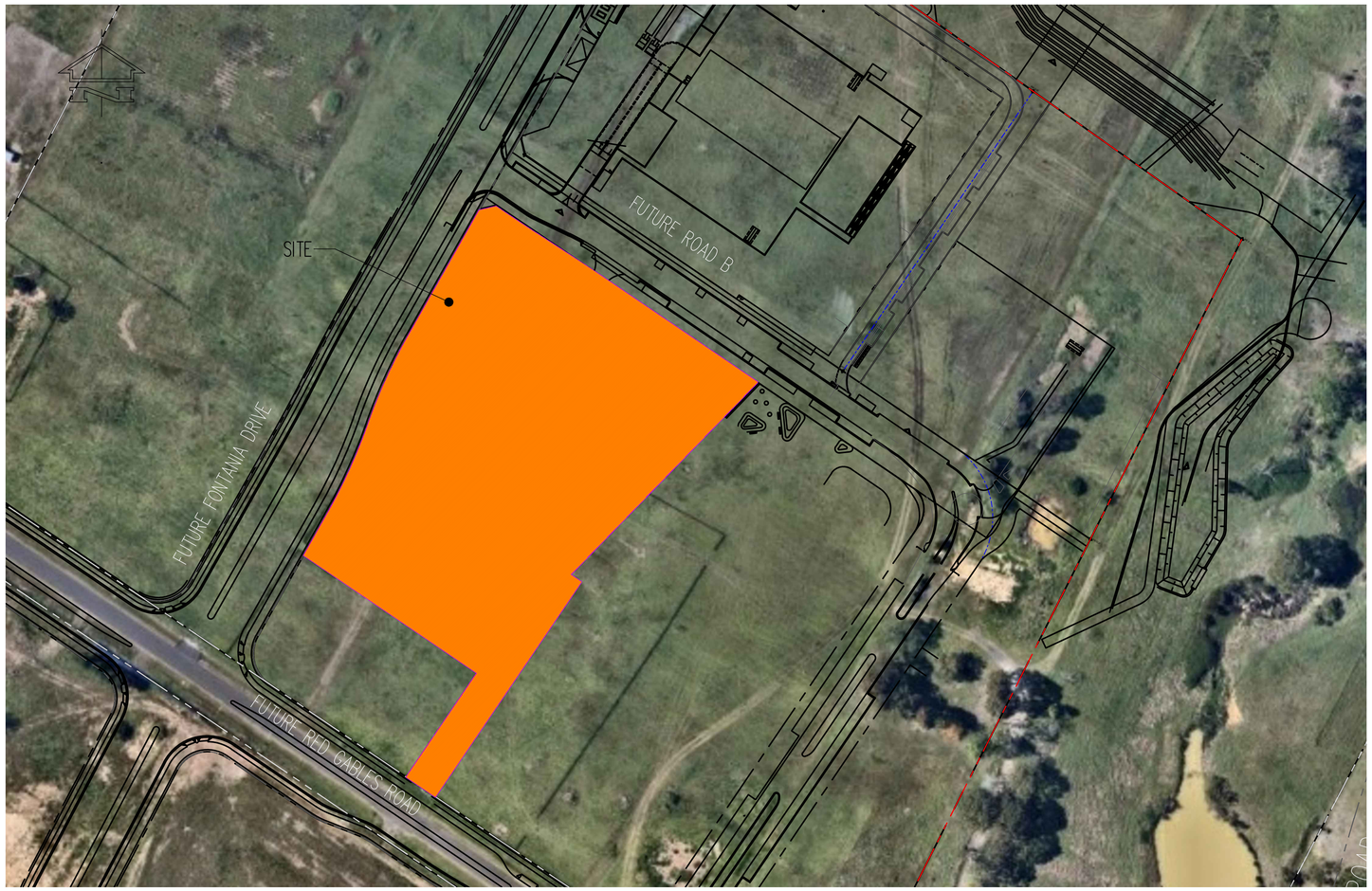

DRAWING LIST	
Drawing Number	**Drawing Title**
SKC01	COVER SHEET AND DRAWING LIST
SKC02	GENERAL NOTES
SKC03	SOIL AND WATER MANAGEMENT PLAN
SKC05	STORMWATER DETAILS
SKC06	SOIL AND WATER MANAGEMENT DETAILS
SKC104	SITEWORKS & STORMWATER PLAN LEVEL 0
SKC105	SITEWORKS & STORMWATER PLAN LEVEL 1

New South Wales Government
Independent Planning Commission
Issued under the Environmental Planning and Assessment Act 1979
Approved Application No: SSD-9772 Granted on: 21 April 2020
Sheet no: 25 of 29 Signed: AC

FileName: SKC01.dwg - USER: mskhlb - Plot File Created: May 15, 2019 - 12:43pm

A1 0 1 2 3 4 5 6 7 8 9 10

FOR APPROVAL

Rev	Description	Eng	Draft	Date
P4	ISSUED FOR SEAR's SUBMISSION	NB	LS	15.05.19
P3	ISSUED FOR SEAR's SUBMISSION	NB	LS	02.04.19
P2	ISSUED FOR SEAR's SUBMISSION	NB	LS	04.03.19
P1	ISSUED FOR COMMENTS	NB	LS	01.03.19

Rev Description Eng Draft Date | Rev Description Eng Draft Date

Architect
BVN DONOVAN HILL
255 PITT STREET SYDNEY
PO BOX N646 GROSVENOR PLACE NSW 1220
TEL: +61 2 8297 7200
FAX: +61 2 8297 7299
SYDNEY@BVN.COM.AU

Civil Engineer
Taylor Thomson Whitting
612 9439 7288 | 48 Chandos Street St Leonards NSW 2065

Project
SANTA SOPHIA CATHOLIC COLLEGE
THE GABLES TOWN CENTRE

Sheet Subject
COVER SHEET AND DRAWING LIST

Scale : A1 - | Drawn LS | Authorised

Job No 181896 | Drawing No SKC01 | Revision P4

Plot File Created: May 15, 2019 - 12:43pm

This drawing is copyright and is the property of TAYLOR THOMSON WHITTING (NSW) Pty Ltd and must not be used without authorisation.

THIS DRAWING TO BE READ IN CONJUNCTION WITH ALL RELEVANT NOTES ON DRAWING

GENERAL NOTES

1. Contractor must verify all dimensions and existing levels on site prior to commencement of works. Any discrepancies to be reported to the .
2. Strip all topsoil from the construction area. All stripped topsoil shall be disposed of off-site unless directed otherwise.
3. Make smooth connection with all existing works.
4. Compact subgrade under buildings and pavements to minimum 98% standard maximum dry density in accordance with AS 1289 5.1.1. Compaction under buildings to extend 2m minimum beyond building footprint.
5. All work on public property, property which is to become public property, or any work which is to come under the control of the Statutory Authority; the Contractor is to ensure that the drawings used for construction have been approved by all relevant authorities prior to commencement site.
6. All work on public property, property which is to become public property, or any work which is to come under the control of the Statutory Authority is to be carried out in accordance with the requirements of the relevant Authority. The Contractor shall obtain these requirements from the Authority. Where the requirements of the Authority are different to the drawings and specifications, the requirements of the Authority shall be applicable.
7. For all temporary batters refer to geotechnical recommendations.

REFERENCE DRAWINGS

1. These drawings have been based from, and to be read in conjunction with the following Consultants drawings. Any conflict to the drawings must be notified immediately to the Engineer.

Dwg Title	Dwg No	Rev	Date
BVN OVERALL SITE PLAN	SS-A10-00-01	3	05.04.19
BVN OVERALL PLAN - LEVEL 00	SS-B10-00-01	1	04.04.19
BVN OVERALL PLAN - LEVEL 01	SS-B10-01-01	1	04.04.19

BOUNDARY AND EASEMENT NOTE

The property boundary and easement locations shown on Taylor Thomson Whitting drawing's have been based from information received from: PROUST & GARDNER CONSULTING PTY LTD SURVEYORS AND PLANNERS

Taylor Thomson Whitting makes no guarantees that the boundary or easement information shown is correct.
Taylor Thomson Whitting will accept no liabilities for boundary inaccuracies. The contractor/builder is advised to check/confirm all boundaries in relation to all proposed work prior to the commencement of construction. Boundary inaccuracies found are to be reported to the superintendent prior to construction starting.

CIVIL SAFETY IN DESIGN

Taylor Thomson Whitting (NSW) Pty Ltd operates under Safe Work Australia's Code of Conduct for the Safe Design of Structures.
These drawings shall be read in conjunction with the Taylor Thomson Whitting Transfer of Information Letter and Civil Risk and Solutions Register.
Under the Code of Conduct it is the Client's responsibility to provide a copy of the Civil Risk and Solutions Register to the Principal Contractor.
It is the Principal Contractor's responsibility to review the hazards and risks identified during the design process to ensure a safe workplace is maintained for the construction, maintenance and eventual demolition of the civil infrastructure.

SITEWORKS NOTES

1. All basecourse material to comply with RMS specification No 3051 and compacted to minimum 98% modified standard dry density in accordance with AS 1289 5.2.1.
2. All trench backfill material shall be compacted to the same density as the adjacent material.
3. All service trenches under vehicular pavements shall be backfilled with an approved select material and compacted to a minimum 98% standard maximum dry density in accordance with AS 1289 5.1.1

SAFETY IN DESIGN

Contractor to be aware existing services are located within the site. Location of all services to be verified by the Contractor prior to commencing works. Contractor to confirm with relevant authority regarding measures to be taken to ensure services are protected or procedures are in place to demolish and/or relocate.

EXISTING STRUCTURES

Contractor to be aware existing structures may exist within the site. To prevent damage to existing structure(s) and/or personnel, site works to be carried out as far as practicably possible from existing structure(s).

EXISTING TREES

Contractor to be aware existing trees exist within the site which need to be protected. To prevent damage to trees and/or personnel, site works to be carried out as far as practicably possible from existing trees. Advice needs to be sought from Arborist and/or Landscape Architect on measures required to protect trees.

GROUNDWATER

Contractor to be aware ground water levels are close to existing surface level. Temporary de-watering may be required during construction works.

EXCAVATIONS

Deep excavations due to stormwater drainage works is required. Contractor to ensure safe working procedures are in place for works. All excavations to be fenced off and batters adequately supported to approval of Geotechnical Engineer.

GROUND CONDITIONS

Contractor to be aware of the site geotechnical conditions. Refer to geotechnical report by DOUGLAS PARTNERS, refer to document 94526.00.R.001.Drft for details.

HAZARDOUS MATERIALS

Existing asbestos products & contaminated material may be present on site. Contractor to ensure all hazardous materials are identified prior to commencing works. Safe working practices as per relevant authority to be adopted and appropriate PPE to be used when handling all hazardous materials. Refer to geotechnical/environmental report by DOUGLAS PARTNERS, refer to document 94526.00.R.001.Drft for details.

CONFINED SPACES

Contractor to be aware of potential hazards due to working in confined spaces such as stormwater pits, trenches and/or tanks. Contractor to provide safe working methods and use appropriate PPE when entering confined spaces.

MANUAL HANDLING

Contractor to be aware manual handling may be required during construction. Contractor to take appropriate measures to ensure manual handling procedures and assessments are in place prior to commencing works.

WATER POLLUTION

Contractor to ensure appropriate measures are taken to prevent pollutants from construction works contaminating the surrounding environment.

SITE ACCESS/EGRESS

Contractor to be aware site works occur in close proximity to footpaths and roadways. Contractor to erect appropriate barriers and signage to protect site personnel and public.

VEHICLE MOVEMENT

Contractor to supply and comply with traffic management plan and provide adequate site traffic control including a certified traffic marshall to supervise vehicle movements where necessary.

SURVEY AND SERVICES INFORMATION

SURVEY

Origin of levels :SSM 17233, RL 39.003
Datum of levels : AHD
Coordinate system : MGA
Survey prepared by :PROUST&GARDNER CONSULTING PTY LTD, SURVEYORS & PLANNERS
Setout Points : E: 304761.994
N: 6277403.778

Taylor Thomson Whitting does not guarantee that the survey information shown on these drawings is accurate and will accept no liability for any inaccuracies in the survey information provided to us from any cause whatsoever.

UNDERGROUND SERVICES - WARNING

The locations of underground services shown on Taylor Thomson Whittings drawings have been plotted from diagrams provided by service authorities. This information has been prepared solely for the authorities own use and may not necessarily be updated or accurate.

The position of services as recorded by the authority at the time of installation may not reflect changes in the physical environment subsequent to installation.

Taylor Thomson Whitting does not guarantee that the services information shown on these drawings shows more than the presence or absence of services, and will accept no liability for inaccuracies in the services information shown from any cause whatsoever.

The Contractor must confirm the exact location and extent of services prior to construction and notify any conflict with the drawings immediately to the Engineer/Superintendent.

The contractor is to get approval from the relevant state survey department, to remove/adjust any survey mark. This includes but is not limited to; State Survey Marks (SSM), Permanent Marks (PM), cadastral reference marks or any other survey mark which is to be removed or adjusted in any way.
Taylor Thomson Whitting plans do not indicate the presence of any survey mark. The contractor is to undertake their own search.

STORMWATER DRAINAGE NOTES

1 Stormwater Design Criteria :
(A) Average recurrence interval –
1:100 years for roof drainage to first external pit
1:20 years for paved and landscaped areas
(B) Rainfall intensities –
Time of concentration: 6 minutes
1:100 years = – mm/hr
1:20 years = – mm/hr
(C) Runoff coefficients –
Roof areas: C_{100} = –
Roads and paved areas: C_{20} = –
Landscaped areas: C_{20} = –

2. Pipes 300 dia and larger to be reinforced concrete Class "2" approved spigot and socket with rubber ring joints U.N.O.
3. Pipes up to 300 dia may be sewer grade uPVC with solvent welded joints, subject to approval by the engineer.
4. Equivalent strength VCP or FRP pipes may be used subject to approval.
5. Precast pits may be used external to the building subject to approval by –
6. Enlargers, connections and junctions to be manufactured fittings where pipes are less than 300 dia.
7. Where subsoil drains pass under floor slabs and vehicular pavements, unslotted uPVC sewer grade pipe is to be used.
8. Grates and covers shall conform with AS 3996-2006, and AS 1428.1 for access requirements.
9. Pipes are to be installed in accordance with AS 3725. All bedding to be type H2 U.N.O.
10. Care is to be taken with invert levels of stormwater lines. Grades shown are not to be reduced without approval.
11. All stormwater pipes to be 150 dia at 1.0% min fall U.N.O.
12. Subsoil drains to be slotted flexible uPVC U.N.O.
13. Adopt invert levels for pipe installation (grades shown are only nominal).

SITEWORKS LEGEND

● F22.20	Finished surface level
22.00	Finished contour
GD	Grated drain
	Overland flow path
	Stormwater pit, flow direction
	Stormwater connection from building
	Rising main connection

New South Wales Government
Independent Planning Commission
Issued under the Environmental Planning and Assessment Act 1979
Approved Application No: SSD-9772 Granted on: 21 April 2020
Sheet no: 26 of 29 Signed: AC

FOR APPROVAL

FileName: SKC02.dwg - USER: duncanm - Plot File Created: May 15, 2019 - 7:05pm

A1 0 1 2 3 4 5 6 7 8 9 10

Rev	Description	Eng	Draft	Date
P4	ISSUED FOR SEAR's SUBMISSION	NB	LS	15.05.19
P3	ISSUED FOR SEAR's SUBMISSION	NB	LS	04.04.19
P2	ISSUED FOR SEAR's SUBMISSION	NB	LS	04.03.19
P1	ISSUED FOR COMMENTS	NB	LS	01.03.19

Rev Description Eng Draft Date

Rev Description Eng Draft Date

Architect
BVN DONOVAN HILL
255 PITT STREET SYDNEY
PO BOX N646 GROSVENOR PLACE NSW 1220
TEL: +61 2 8297 7200
FAX: +61 2 8297 7299
SYDNEY@BVN.COM.AU

Civil Engineer
Taylor Thomson Whitting
612 9439 7288 | 48 Chandos Street St Leonards NSW 2065

Project
SANTA SOPHIA CATHOLIC COLLEGE
THE GABLES TOWN CENTRE

Sheet Subject
GENERAL NOTES

Scale : A1 Drawn Authorised

Job No 181896 Drawing No SKC02 Revision P4

Plot File Created: May 15, 2019 - 7:05pm

This drawing is copyright and is the property of TAYLOR THOMSON WHITTING (NSW) Pty Ltd and must not be used without authorisation.

THIS DRAWING TO BE READ IN CONJUNCTION WITH ALL RELEVANT NOTES ON DRAWING

FUTURE FONTANA DRIVE

FUTURE FONTANA DRIVE

FURURE ROAD B

RL 35.30

RL 35.30

RL 35.30

RL 35.30

RL 35.30

STORMWATER LINE TO PUMP SYSTEM TO HYDRAULIC ENGINEERS DETAIL

STORMWATER CONNECTION FROM BULDING

INDICATIVE SUBDIVISION INGROUND STORMWATER PIPE SYSTEM BY ENSPIRE SOLUTIONS

IL33.91
Ø225 'Z'
1.0%
IL33.80

IL34.02
Ø600 'Z'
1.0%
IL33.58

IL33.55
Ø600 'Z'
1.0%
IL33.42

IL34.06
Ø450 'Z'
1.0%
IL33.83

IL34.23
Ø450 'Z'
1.0%
IL33.83

IL33.80
Ø600 'Z'
1.0%
IL33.40

IL33.37
Ø600 'Z'
1.0%
IL33.30

ART COLA
SPRAY BOOTH
KILN
VISUAL ART
VISUAL ART
SENIOR ART
ART STORE
ENGINEERING
ELECTRONICS
FABRICATION
CNC & LASER
MECH & CONDENSER PLANT ROOM
BULK STORE
ACTIVITY CLUB OFFICE
BOH CORRIDOR
FIRE PUMP ROOM
COMBINED FIRE HYDRANT & SPRINKLER TANK
MECH
TOILETS
TOILETS
COMMS
FOOD TECH
SEMINAR / CLA
HOSPITALITY
PREP
FREEZER
FRIDGE
STORE
LAUNDRY
GREASE ARRESTOR
FOOD TECH
CAFE/CANTEEN
EQUIP STORE
OPEN PLAY SPACE
BUILDING CENTRAL
OPEN PLAN OFFICE
FOYER
REFLECTIVE SPACE
STORAGE
MULTI-PURPOSE HALL
BUILDING NORTH
RECEPTION LOBBY
OPEN TO BELOW
VOID OVER
VOID OVER
CREST
CREST
SECURE LINE
SECURE LINE
KO
KO
GD
STAIR 1
STAIR 2
LIFT 1
LIFT 2
ALLOW FOR EXHAUST PENETRATION TO SOFFIT
ALLOW FOR EXHAUST PENETRATION TO SOFFIT
ALLOW FOR ELEC AND HYD TRANSFERS FROM LEVEL ABOVE
EXHAUST RISER ABOVE
AIR INTAKE ABOVE
NON-POTABLE WATER METER
WATER FILTRATION
F/HYD. BOOSTER 100
DANCE ROOM (STUDENT)
DANCE ROOM (STUDENT)
DANCE ROOM
SICK BAY
UNIFORM
TOILET LOBBY
OFFICE
MEETING
COLD WATER BOOSTER
HYD
ELEC
ACC. WC
WC
SHOWER
DDA
TOILET
BIKE RACK ABOVE

New South Wales Government
Independent Planning Commission
Issued under the Environmental Planning and Assessment Act 1979
Approved Application No: SSD-9772 Granted on: 21 April 2020
Sheet no: 27 of 29 Signed: AC

FOR APPROVAL

Rev	Description	Eng	Draft	Date
P5	ISSUED FOR SEAR's SUBMISSION	NB	PM	15.05.19
P4	ISSUED FOR COMMENTS	NB	PM	11.04.19
P3	ISSUED FOR COMMENTS	NB	PM	04.04.19
P2	ISSUED FOR COMMENTS	NB	PM	02.04.19
P1	ISSUED FOR COMMENTS	NB	PM	29.03.19

Architect
BVN DONOVAN HILL
255 PITT STREET SYDNEY
PO BOX N646 GROSVENOR PLACE NSW 1220
TEL: +61 2 8297 7200
FAX: +61 2 8297 7299
SYDNEY@BVN.COM.AU

Civil Engineer
Taylor Thomson Whitting
612 9439 7288 | 48 Chandos Street St Leonards NSW 2065

Project
SANTA SOPHIA CATHOLIC COLLEGE
THE GABLES TOWN CENTRE

Sheet Subject
SITEWORKS & STORMWATER PLAN
LEVEL 0

Scale : A1 1:250 | Drawn LS | Authorised

Job No 181896 | Drawing No SKC104 | Revision P5

Plot File Created: May 15, 2019 - 12:38pm

FileName: SKC104.dwg – USER: mohlb – Plot File Created: May 15, 2019 - 12:38pm

This drawing is copyright and is the property of TAYLOR THOMSON WHITTING (NSW) Pty Ltd and must not be used without authorisation.

THIS DRAWING TO BE READ IN CONJUNCTION WITH ALL RELEVANT NOTES ON DRAWING

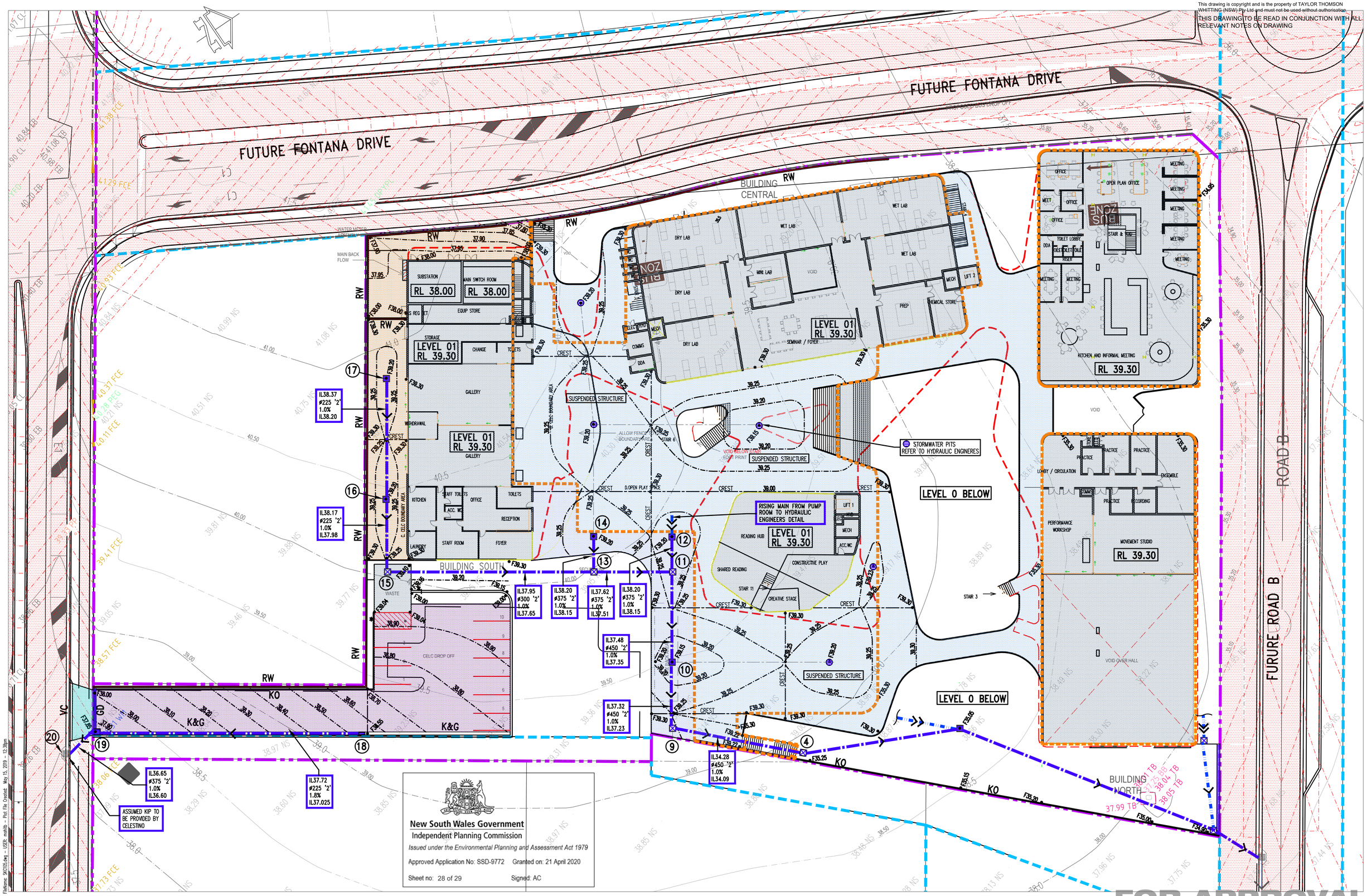

FOR APPROVAL

A1 0 1 2 3 4 5 6 7 8 9 10

Rev	Description	Eng	Draft	Date
P5	ISSUED FOR SEAR's SUBMISSION	NB	PM	15.05.19
P4	ISSUED FOR COMMENTS	NB	PM	11.04.19
P3	ISSUED FOR COMMENTS	NB	PM	04.04.19
P2	ISSUED FOR COMMENTS	NB	PM	02.04.19
P1	ISSUED FOR COMMENTS	NB	PM	29.03.19

Architect
BVN DONOVAN HILL
255 PITT STREET SYDNEY
PO BOX N646 GROSVENOR PLACE NSW 1220
TEL: +61 2 8297 7200
FAX: +61 2 8297 7299
SYDNEY@BVN.COM.AU

Civil Engineer
TTW Taylor Thomson Whitting
612 9439 7288 | 48 Chandos Street St Leonards NSW 2065

Project
SANTA SOPHIA CATHOLIC COLLEGE
THE GABLES TOWN CENTRE

Sheet Subject
SITEWORKS & STORMWATER PLAN
LEVEL 1

Scale : A1 1:250
Drawn LS
Authorised
Job No 181896
Drawing No SKC105
Revision P5
Plot File Created: May 15, 2019 - 12:38pm

This drawing is copyright and is the property of TAYLOR THOMSON WHITTING (NSW) Pty Ltd and must not be used without authorisation.

THIS DRAWING TO BE READ IN CONJUNCTION WITH ALL RELEVANT NOTES ON DRAWING

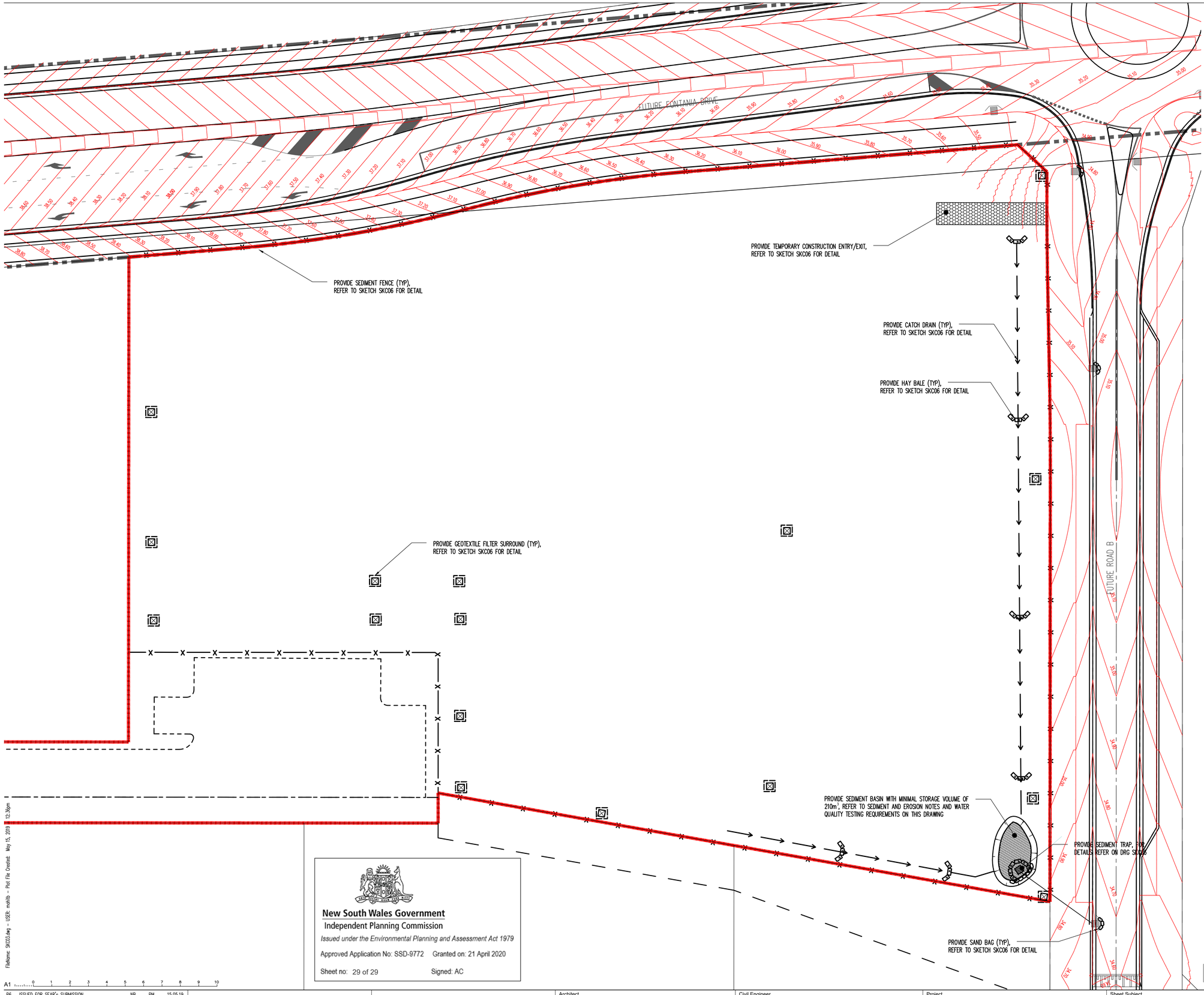

EROSION AND SEDIMENT CONTROL LEGEND

- Batter
- Siltation fence
- Stormwater pit with Geotextile filter surround
- Hay bale barriers
- Sandbag sediment trap
- Catch drain

EROSION AND SEDIMENT CONTROL NOTES

1. All work shall be generally carried out in accordance with
   (A) Local authority requirements,
   (B) EPA – Pollution control manual for urban stormwater,
   (C) LANDCOM NSW – Managing Urban Stormwater: Soils and Construction ("Blue Book").
2. Erosion and sediment control **drawings and notes are** provided for the whole of the works. Should the Contractor stage these works then the design may be required to be modified. Variation to these details may require approval by the relevant authorities.
   The erosion and sediment control **plan** shall be implemented and adapted to meet the varying situations as work on site progresses.
3. Maintain all erosion and sediment control devices to the satisfaction of the superintendent and the local authority.
4. When stormwater pits are constructed prevent site runoff entering the pits unless silt fences are erected around pits.
5. Minimise the area of site being disturbed at any one time.
6. Protect all stockpiles of materials from scour and erosion. Do not stockpile loose material in roadways, near drainage pits or in watercourses.
7. All soil and water control measures are to be put back in place at the end of each working day, and modified to best suit site conditions.
8. Control water from upstream of the site such that it does not enter the disturbed site.
9. All construction vehicles shall enter and exit the site via the temporary construction entry/exit.
10. All vehicles leaving the site shall be cleaned and inspected before leaving.
11. Maintain all stormwater pipes and pits clear of debris and sediment. Inspect stormwater system and clean out after each storm event.
12. Clean out all erosion and sediment control devices after each storm event.

Sequence Of Works

1. Prior to commencement of excavation the following soil management devices must be installed.
1.1. Construct silt fences below the site and across all potential runoff sites.
1.2. Construct temporary construction entry/exit and divert runoff to suitable control systems.
1.3. Construct measures to divert upstream flows into existing stormwater system.
1.4. Construct sedimentation traps/basin including outlet control and overflow.
1.5. Construct turf lined swales.
1.6. Provide sandbag sediment traps upstream of existing pits.
2. Construct geotextile filter pit surround around all proposed pits as they are constructed.
3. On completion of pavement provide sand bag kerb inlet sediment traps around pits.
4. Provide and maintain a strip of turf on both sides of all roads after the construction of kerbs.

WATER QUALITY TESTING REQUIREMENTS

Prior to discharge of site stormwater, groundwater and seepage water into council's stormwater system, contractors must undertake water quality tests in conjunction with a suitably qualified environment consultant outlining the following;

- Compliance with the criteria of the Australian and New Zealand Guidelines for Fresh and Marine Water Quality (2000)
- If required subject to the environmental consultants advice, provide remedial measures to improve the quality of water that is to be discharged into Councils storm water drainage system.This should include comments from a suitably qualified environmental consultant confirming the suitability of these remedial measures to manage the water discharged from the site into Councils storm water drainage system. Outlining the proposed, ongoing monitoring, contingency plans and validation program that will be in place to continually monitor the quality of water discharged from this site. This should outline the frequency of water quality testing that will be undertaken by a suitably qualified environmental consultant.

0 2.5 5 7.5 10 12.5 15 17.5 20m

1:250 A1 1:500 A3

FOR APPROVAL

New South Wales Government
Independent Planning Commission
Issued under the Environmental Planning and Assessment Act 1979
Approved Application No: SSD-9772 Granted on: 21 April 2020
Sheet no: 29 of 29 Signed: AC

FileName: SKC03.dwg – USER: mohlib – Plot File Created: May 15, 2019 - 12:36pm

A1 0 1 2 3 4 5 6 7 8 9 10

Rev	Description	Eng	Draft	Date
P6	ISSUED FOR SEAR's SUBMISSION	NB	PM	15.05.19
P5	ISSUED FOR COMMENTS	NB	PM	11.04.19
P4	ISSUED FOR SEAR's SUBMISSION	NB	LS	04.04.19
P3	ISSUED FOR SEAR's SUBMISSION	NB	LS	02.04.19
P2	ISSUED FOR SEAR's SUBMISSION	NB	LS	04.03.19
P1	ISSUED FOR COMMENTS	NB	LS	01.03.19

Architect
BVN DONOVAN HILL
255 PITT STREET SYDNEY
PO BOX N646 GROSVENOR PLACE NSW 1220
TEL: +61 2 8297 7200
FAX: +61 2 8297 7299
SYDNEY@BVN.COM.AU

Civil Engineer
Taylor Thomson Whitting
612 9439 7288 | 48 Chandos Street St Leonards NSW 2065

Project
SANTA SOPHIA CATHOLIC COLLEGE
THE GABLES TOWN CENTRE

Sheet Subject
SOIL AND WATER MANAGEMENT PLAN

Scale : A1 1:250 | Drawn LS | Authorised
Job No 181896 | Drawing No SKC03 | Revision P6
Plot File Created: May 15, 2019 - 12:36pm