



Commercial in Confidence

Dangerous Goods Design Review

1 Sirius Road, Lane Cove West, NSW 2066

Report Number: 370082-LoteDGDR-AirTrunk-RevD

Date: 26/08/2019

Client:

A W Edwards



Conditions of Use

© Copyright Lote Consulting Pty Ltd 2019

The report addressee may only reproduce this report in full for use with respect to the project specified in the report. No organisations or individuals are permitted to reproduce this report or any part thereof for any other purpose without the prior written consent from the Managing Director of Lote Consulting Pty Ltd.

The copyright and intellectual property rights of Lote Consulting Pty Ltd extend to the data, ideas, methodologies, calculation procedures, and conclusions presented in this report and must not be used without authorisation in writing from Lote Consulting Pty Ltd. This report is subject to change and no liability will be accepted in relation to any loss resulting from use of the report pending approval from the authority having jurisdiction.

Contact Information

Lote Consulting Pty Ltd

Sydney

Gough Whitlam Plaza
Suite 1, Level 5
20-22 Wentworth Street
Parramatta NSW 2150
Australia

Postal Address

PO Box W33
Westfield Parramatta, NSW 2150
Australia

T: 1300 761 744


E: info@loteconsulting.com

ABN 75 166 888 544

Quality Information

Ref: 370082-LoteDGDR-AirTrunk-RevD

Revision History:

Revision	Revision Date	Details	Document Details	
			Prepared	Reviewed
A	14/05/19	Draft for design team review only	Renton Parker	Steve Sylvester
B	22/05/19	For submission.	Renton Parker	Steve Sylvester
C	12/08/19	Issued Final		
D	26/08/19	Issued Final (genset additions)		

Report Reading Guide

The scope of this Dangerous Goods Design Review (DGDR) is to assess the proposed dangerous goods design against the relevant standards.

EXECUTIVE SUMMARY

- 1.0 INTRODUCTION
- 2.0 METHODOLOGY
- 3.0 PRINCIPLE BUILDING CHARACTERISTICS
- 4.0 DANGEROUS GOODS DESIGN
- 5.0 CONCLUSION AND RECOMMENDATIONS
- 6.0 REFERENCES

The project stakeholders will have varying degrees of involvement in the fire engineering process with an interest in different sections. It is recommended that each stakeholder read the entire document, paying particularly attention to the sections indicated in Table 0.

Table 0 – Recommended reading guide table for project stakeholders

Stakeholder	Executive Summary	1	2	3	4	5
Client	✓	✓	✓	✓	✓	✓
Architect	✓	✓	✓	✓	✓	✓
Certifying Authority	✓	✓	✓	✓	✓	✓
Project Manager	✓	✓	✓	✓	✓	✓
Services Engineers	✓	✓	✓	✓	✓	✓
Fire Brigades	✓	✓	✓	✓	✓	✓
Managing Contractor	✓	✓	✓	✓	✓	✓
Sub-Contractor	✓	✓	✓	✓	✓	✓

Table of Contents

BACKGROUND.....	6
CONCLUSIONS.....	6
RECOMMENDATIONS.....	6
1.0 INTRODUCTION	7
1.1. BACKGROUND.....	7
1.2. OBJECTIVES	7
1.3. SCOPE OF SERVICES	7
1.4. ABBREVIATIONS.....	7
2.0 METHODOLOGY.....	8
3.0 PRINCIPAL BUILDING CHARACTERISTICS	9
3.1. SITE LOCATION	9
3.2. GENERAL DESCRIPTION.....	9
3.3. MATERIALS STORED.....	10
4.0 DANGEROUS GOODS DESIGN	11
4.1. INTRODUCTION.....	11
4.2. POWER TRAIN UNITS	11
4.3. DIESEL FUEL STORAGE.....	14
5.0 CONCLUSION AND RECOMMENDATIONS.....	20
5.1. CONCLUSIONS.....	20
5.2. RECOMMENDATIONS	20

Executive Summary

Background

Air Trunk Pty Ltd (AirTrunk) has proposed to develop a data centre to be located at 1 Sirius Road, Lane Cove West. The data centre will require a reliable source of power and will utilize batteries as an uninterruptable power supply along with diesel generators which will operate in the event of sustained power failure. The batteries to be used are Class 9 Dangerous Goods (DGs) while diesel is a combustibile liquid. As these products are classified as hazardous chemicals, it is necessary to store and handle them in accordance with the Work Health and Safety Regulation 2017 (WHS).

A.W Edwards, on behalf of AirTrunk, has engaged Lote Consulting (Lote) to prepare a DG assessment of the storages to confirm compliance with the applicable standards and regulations. This document represents Lote's assessment of the facility.

Conclusions

A review of the proposed facility and commodities was conducted to identify whether the facility was a Major Hazard Facility, the required storage locations for the proposed products, the associated design requirements for each storage and finally the studies required to obtain approval. It is concluded that should the findings of this report be followed a compliant design will arise and the risks associated with planning and approval of the proposed facility will be managed.

In addition, a review of the site DG thresholds indicates the facility would not be classified as a Major Hazard Facility (MHF) and is therefore not subject to a formal safety case assessment and review by SafeWork NSW.

Recommendations

The following recommendations have been made for the facility:

1. The tank fill points shall be provided with impact protection.
2. Tank fill points shall be provided with signage clearly identifying the location of the fill points.
3. The tanks shall be provided with high level monitoring and alarms per Clause 5.3.3 of AS 1940-2017
4. At least one powder type extinguisher shall be accessible within 10 m of the diesel tanks.
5. The hydrant system shall be able to provide at least 20 L/s

1.0 Introduction

1.1 Background

Air Trunk Pty Ltd (AirTrunk) has proposed to develop a data centre to be located at 1 Sirius Road, Lane Cove West. The data centre will require a reliable source of power and will utilize batteries as an uninterruptable power supply along with diesel generators which will operate in the event of sustained power failure. The batteries to be used are Class 9 Dangerous Goods (DGs) while diesel is a combustible liquid. As these products are classified as hazardous chemicals, it is necessary to store and handle them in accordance with the Work Health and Safety Regulation 2017 (WHS).

A.W Edwards, on behalf of AirTrunk, has engaged Lote Consulting (Lote) to prepare a DG assessment of the storages to confirm compliance with the applicable standards and regulations. This document represents Lote's assessment of the facility.

1.2 Objectives

The objectives of the assessment are to:

- Review the DG classes and quantities to determine the classification of the storages.
- Document the design requirements for each of the DG storage(s).
- Confirm how each DG should be stored to achieve compliance with the applicable standards.

1.3 Scope of Services

The scope of work is to prepare a DG assessment of the Class 9 and combustible liquid storages to be developed at the 1 Sirius Road, Lane Cove West site.

1.4 Abbreviations

The following definitions apply to terminology used in this report

Abbreviation	Description
AS	Australian Standard
BCA	Building Code of Australia
DG	Dangerous Goods
FRL	Fire Resistance Level
LAH	High Level Alarm
LAHH	High-High Level alarm
PTU	Power Train Units
WHS	Work Health and Safety

2.0 Methodology

The following methodology is proposed:

- Review the classes, quantities and specific UN Nos of the DGs proposed to be stored to fully identify the risks and sub-risks (if present) to inform the direction of the design.
- Document the key design requirements of the facility based on the commodities being stored.
- Document the findings in a report for submission to A.W Edwards / AirTrunk.

3.0 Principal Building Characteristics

3.1 Site Location

The site is located at 1 Sirius Road, Lane Cove West which is approximately 14 km north west of the Sydney Central Business District (CBD). Figure 3-1 shows the regional location of the site in relation to the Sydney CBD.

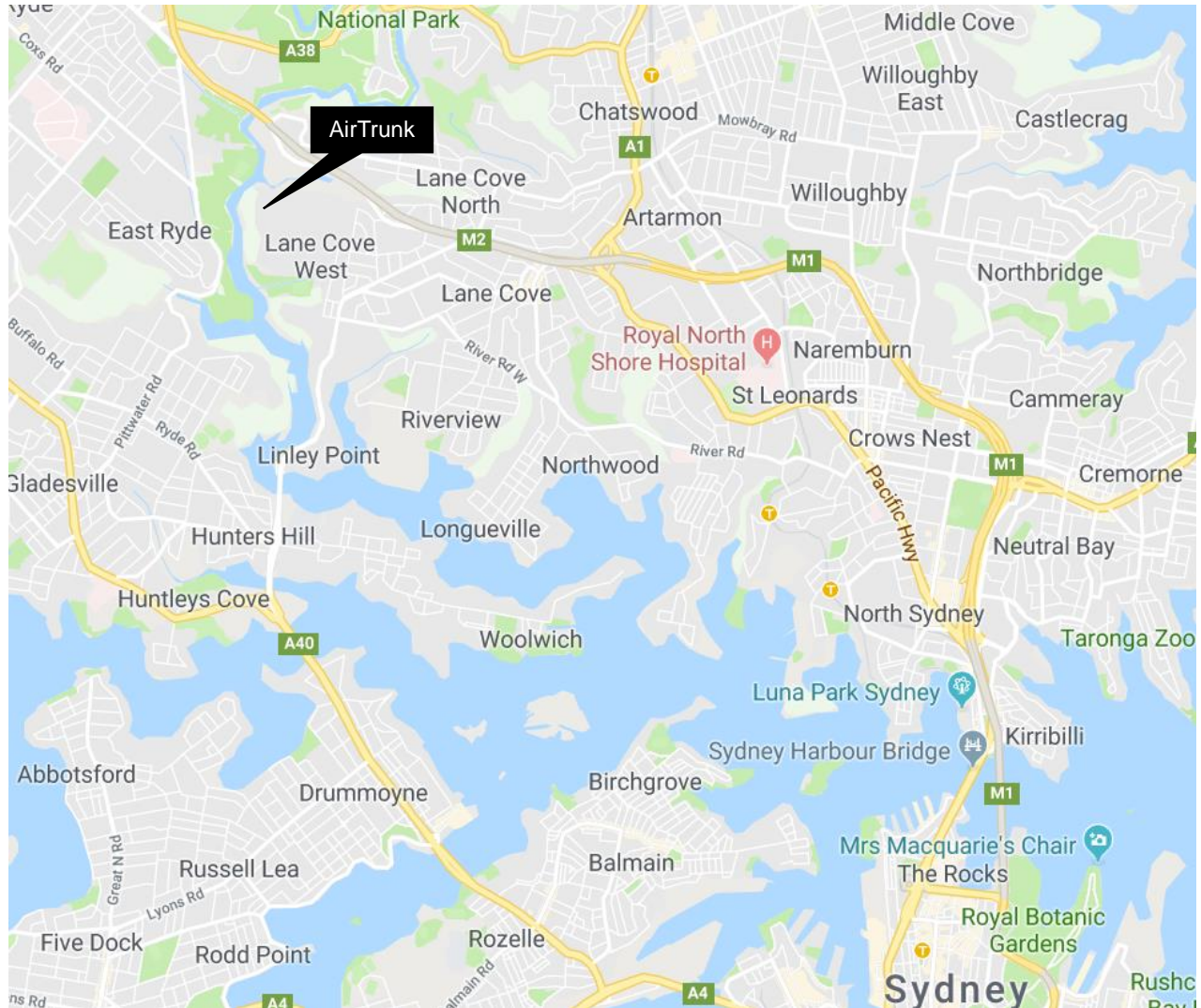


Figure 3-1: AirTrunk Site Regional Location (Source Google Maps)

3.2 General Description

The site will house a data centre to store and manage cloud operations. Continued operation of such centres is fundamental to the business which requires a high reliability of power supply to prevent disruption to the service provided to customers. To achieve the reliable operability, the site will contain several Power Train Units (PTUs) which are battery packs which allow the site to operate without interruption as the batteries can discharge immediately as required. However, sustained operation from the batteries cannot be maintained indefinitely due to the energy demand of the site and the limitations on battery quantity. For continued operation during extended power interruptions the diesel generators will operate to provide continuous power until the main electrical supply is re-established. The site will consist of several High Voltage (HV) transformers, PTUs, and generators with sub-diesel tanks.

DG classes and volumes are discussed in Section 3.3. Figure 3-2 may be used to assist in understanding the description provided above.

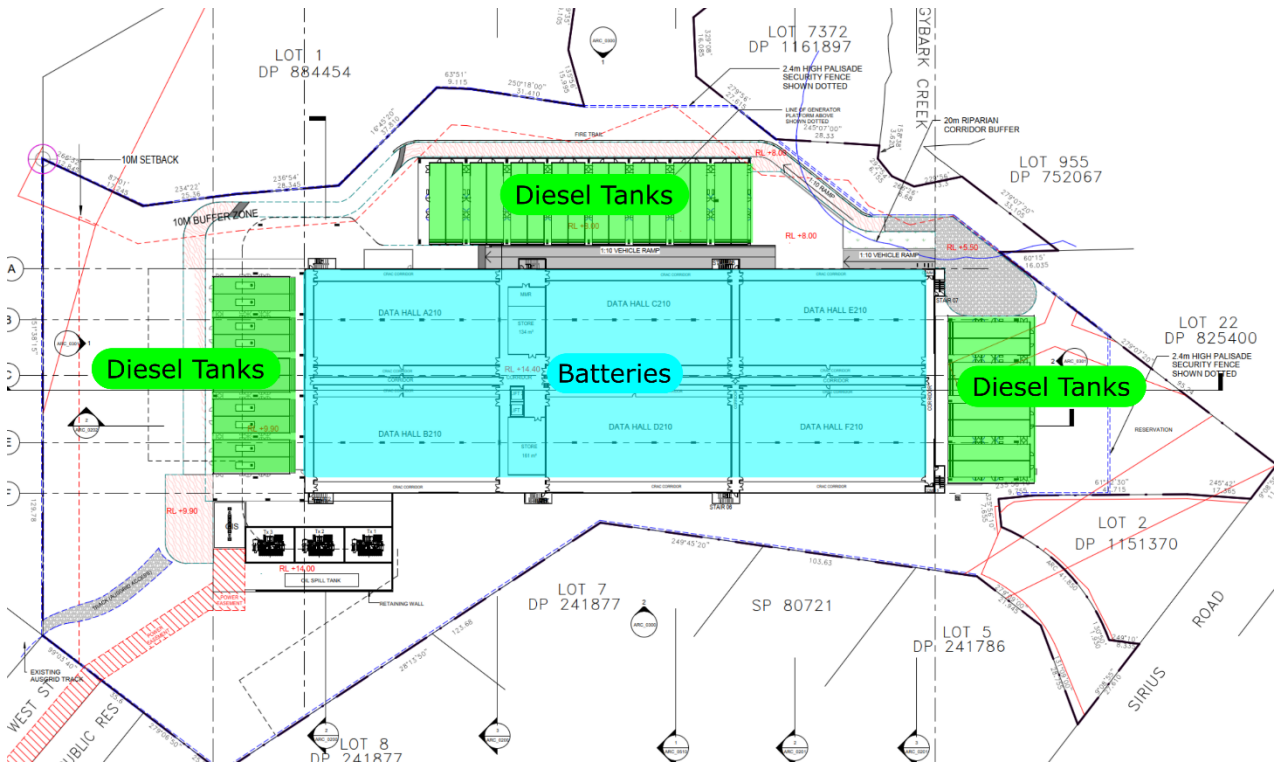


Figure 3-2: Site Layout

3.3 Materials Stored

Provided in Table 3-1 is a summary of the DG classes and quantities that will be stored at the site.

Table 3-1: Proposed Dangerous Goods to be Stored

Material	Class	Unit Volume	Units	Total Quantity
PTUs (Batteries)	9	1,550 kW	72	111,600 kW / 372,000 kg*
Diesel	C1	42,000 L	80	3,336,000

*Assuming a specific power of 0.3 kW/kg

4.0 Dangerous Goods Design

4.1 Introduction

There are two main storages within the facility that require assessment which includes the PTUs and the diesel fuel storages. Each area has been assessed in the following sections.

4.2 Power Train Units

The energy storage medium within the batteries is lithium-ion which is classified as a Class 9 DG. Class 9 is strictly speaking only a transport classification and is not applicable during storage and is not subject to the Work Health and Safety Regulation 2017¹ (R. Notwithstanding this, lithium-ion batteries have the potential to thermally degrade resulting in fires and explosions. Therefore, it is necessary to demonstrate that the products are stored appropriately to minimise the potential for incidents to occur. The applicable standard for the storage and handling of Class 9 DGs is AS/NZS 4681:2000².

The approximate weight of lithium-ion products store is 372,000 kg. A review of the standard indicates this would be classified as a package store under the standard. Provided in Table 4-1 is a summary of the design requirements and the assessment of the facility.

¹ SafeWork NSW, "Work Health and Safety Regulation," SafeWork NSW, Lisarow, 2017.

² Standards Australia, "AS/NZS 4681:2000 - The storage and handling of class 9 (miscellaneous) dangerous goods and articles," Standards Australia, Sydney, 2000.

Table 4-1: Lithium Battery Storage Assessment Against AS/NZS 4681:2000

Clause	Requirement	Assessment	Recommendations
3.2.2	Class 9 DG shall be separated from protected places and boundaries by at least 3 m	Lithium-ion batteries are exempt from this clause per 3.2.2.1(d)	n/a
3.3.1	<ul style="list-style-type: none"> a) Store shall be designed and constructed so that the house keeping requirements can be carried out b) Main structural members, floors, and wall and roof sheeting shall be non-combustible and resistant to attack by the goods being stored c) Floors shall be designed and constructed so that, in a fire, any molten chemicals are safely diverted to a suitable area for disposal d) All electrical wiring and lighting shall conform to AS/NZS 3000 e) Any shelving shall be designed and installed so that residues cannot build up along ledges or in corners, and any spillage can be readily noticed and cleaned up. f) Where racking systems are installed, their layout shall allow for clear passage of personnel. g) Storage areas shall be secured against unauthorised entry at all times. h) Where appropriate, a supply of water shall be available at a nearby location, for personal hygiene. i) Exits shall be provided in accordance with the BCA 	<ul style="list-style-type: none"> a) The batteries will be installed for use allowing sufficient space for maintenance activities which would allow the storage to comply with this clause. b) All members, floors, walls, etc. are constructed from non-combustible materials. c) Any fire scenario sufficient to cause molten metals will make any such system irrelevant. d) All electrical equipment will comply with AS/NZS 3000 by virtue of obtaining approval for the facility. e) No shelving installed – n/a f) No racking systems installed – n/a g) Access is only available to authorised personnel h) Batteries are not opened; hence, personnel to do not directly contact the material – n/a i) Exits will comply with the BCA 	n/a
3.3.2	During the house of operation, lighting shall be sufficient to provide – <ul style="list-style-type: none"> a) Safe working conditions; and b) Clear visibly of all signs, labels, instruments and other necessary items 	Lighting will be provided to allow personnel to utilise the space with clear visibility.	n/a

Clause	Requirement	Assessment	Recommendations
3.3.3	<p>Whenever people are in the storage area, the following ventilation requirements apply:</p> <p>a) Adequate natural or mechanical ventilation shall be provided complying with AS/NZS 1668.2</p>	<p>The area will be ventilated as required by AS/NZS 1668.2</p>	<p>n/a</p>
3.3.4	<p>Where liquids are to be stored, spillage containment shall be provided.</p> <p>a) The following requirement apply to spillage containment:</p> <p>b) The capacity of the spillage containment compound shall be at least 100% of the volume of the largest package, plus 10% of the total storage area up to a maximum of 5,000 L</p> <p>c) The spillage containment system shall be constructed of materials that are resistant to attack by the materials being stored.</p> <p>d) The capacity of the on-site containment shall be including the output of any fire protection sprinklers over a 20-minute period.</p> <p>e) The compound shall be impervious to the materials it is designed to contain.</p> <p>f) Provision shall be made so that any spills cannot run directly into drains which lead to outside the premises.</p>	<p>Lithium batteries contain solid anodes and cathodes along with a liquid electrolyte. The whole unit is sealed to provide containment within the battery. Furthermore, the batteries are individual cells stacked together to form an overall unit resulting in low volumes of electrolyte within a solitary unit.</p> <p>Failure of an individual cell within a unit does not result in large volumes of liquid and total failure of all cells within a unit is incredibly unlikely.</p> <p>Therefore, any spills which occur would be contained within the immediate vicinity of the batteries; hence, spillage containment is not considered to be required for this storage.</p>	<p>n/a</p>

4.3 Diesel Fuel Storage

Diesel fuel is classified as a C1 combustible liquid and is subject to AS 1940-2017³. The diesel will be stored in 42,000 L sub-tanks as part of a diesel genset combination which are separated into three (3) individual banks with a total combined storage of 3,336,000 L.

A review of each storage indicates they would be classified as bulk storages under the standard. The individual storages are identical; hence, an overall review of a storage has been provided in Table 4-2 to determine compliance applicable to all storages.

³ Standards Australia, AS 1940-2017 - Storage and Handling of Flammable and Combustible Liquids, Sydney: Standards Australia, 2017.

Table 4-2: Diesel Fuel Storage Assessment Against AS 1940-2017

Clause	Requirement	Assessment	Recommendations
5.3.2	<p>The fill point for any tank intended to be filled from a tank vehicle shall comply with the following requirements:</p> <p>a) The fill point shall be readily accessible</p> <p>b) The fill point shall be protected from accidental damage</p> <p>c) The fill point for any tank containing a flammable liquid shall be in open air and no ignition sources shall be located within the hazardous area defined in accordance with AS/NZS 60079.10.1</p> <p>d) Where practicable, the fill point for any tank containing a combustible liquid shall be outside.</p> <p>e) The fill point for a tank shall be located so that a tank vehicle is not required to enter the tank compound to make delivery.</p> <p>f) For any tank containing a flammable liquid, the location shall be such that the tanker can stand wholly off any public road.</p> <p>g) Each fill point shall be clearly identified.</p> <p>h) The areas around the tank fill point and the vehicle hose connection point shall be impervious to the product.</p>	<p>a) The fill point is located in a readily accessible location</p> <p>b) The fill point will be protected from damage</p> <p>c) Flammable liquids are not stored – n/a</p> <p>d) Fill point is located outside</p> <p>e) Tank vehicle is not required to enter the compound.</p> <p>f) Flammable liquids are not stored – n/a</p> <p>g) Fill point shall be clearly identified</p> <p>h) Tank fill point will be located on hardstand area which is impervious to diesel</p>	<ul style="list-style-type: none"> The tank fill points shall be provided with impact protection. Tank fill points shall be provided with signage clearly identifying the location of the fill points.
5.3.3	<p>a) It shall be possible to monitor or gauge the amount of liquid in any tank intended to receive a delivery. This gauge or monitor shall also show the normal fill level of the tank. The following shall apply:</p> <p>b) The normal fill level shall not exceed 95% of the tank capacity.</p> <p>c) All combustible liquid tanks exceeding 25,000 L shall have a suitable high level alarm (LAH) set at a maximum of 97% of tank capacity.</p>	<p>The final tank selection has not been determined at this stage. However, they will be single walled tanks.</p>	<ul style="list-style-type: none"> The tanks shall be provided with high level monitoring and alarms per Clause 5.3.3 of AS 1940-2017



Clause	Requirement	Assessment	Recommendations
	<p>This alarm is the first stage overfilling protection and shall be set to warn when the normal fill level has been exceeded.</p> <p>d) Any tank filled by gravity shall be fitted with an automatic flow limiting device which reduces the flow rate into the tank by 98% when the normal fill level of the tank has been attained.</p> <p>e) A content gauge or monitoring device together with a LAH, remote from the tank shall be provided at the fill point.</p> <p>f) In addition to the LAH, they shall incorporate a physically and electrically independent high-high level alarm (LAHH). It will warn of a failure of some element of the primary control system.</p>		
5.7.2	<p>A tank or tanks shall be located so that the following minimum separation distances are maintained:</p> <p>a) Security fences: 3 m</p> <p>b) Onsite protected places: 5.6 m</p> <p>c) Protected place beyond the site boundary: 5.6 m</p>	<p>a) Security fences are located >3 m away from the closest tanks</p> <p>b) Onsite protected places are located closer than 5.6; however, the wall separating the protected places is rated to 240/240/240; hence, results in compliant separation</p> <p>c) All tanks with the exception of one are located >5.6 m away. The non-compliance of one tank is considered acceptable as the separation distance is based upon likely fire scenarios occurring from a tank leaking into a bund. As the tanks are double skinned, any leaks will be contained within the tank structure which prevents ignition sources from contacting the fluid resulting in a fire. As the potential for a fire is unlikely to occur, the non-compliance of ~600 mm is considered acceptable.</p>	n/a

Clause	Requirement	Assessment	Recommendations
5.7.6	<ul style="list-style-type: none"> a) Horizontal tanks shall be separated from each other by at least 600 mm b) Tanks shall not be arranged end-to-end 	<ul style="list-style-type: none"> a) Tanks are separated by 600 mm b) Tanks are not arranged end-to-end 	n/a
5.8.2	The net capacity of a compound shall be at least 110% of the capacity of the largest tank or 25% of the total capacity of all tanks within the bund, whichever is greater.	<p>The tanks are not stored within a tank compound; hence, this clause does not technically apply.</p> <p>Nonetheless, the tanks are double skinned (integrally banded) tanks which are capable of containing the full volume of the internal tank within the outer tank.</p>	n/a
5.9.2	<p>The following requirements apply to tanks with integrally secondary containment:</p> <ul style="list-style-type: none"> a) The tank shall not be used for the storage of PG I flammable liquids b) The capacity of the tank shall not exceed – 110,000 L for C1 materials c) The primary (inner) tank shall be constructed to AS 1692 d) The secondary containment shall be adequately designed and constructed to contain the entire contents of the primary tank. e) Means shall be provided to establish and monitor the integrity of the primary tank. f) Where flammable liquid or vapour could escape from the interstitial space of a tank, the tank shall be separated by at least 3 m from any ignition source. g) Spacing between adjacent tanks shall be at least 600 mm h) The tank shall be protected from damage caused by an impact. i) Means shall be provided to prevent release of liquid by siphon flow from the tank. 	The tanks will be sourced from a reputable supplier and provided with certification of compliance with AS 1940-2017	n/a



Clause	Requirement	Assessment	Recommendations
	<p>j) The tank shall be fitted with a means of determining the level of its contents. Such means shall be available to the delivery operator.</p> <p>k) All piping connections to the tank shall be above the normal maximum fill level.</p> <p>l) Tanks shall not be manifolded unless provisions are made to prevent their being overfilled.</p> <p>m) Overfill protection shall be provided by a suitable alarm with the flow of liquid being stopped, before the tank over flows.</p> <p>n) Each fill point shall be provided with spill containment having a minimum capacity of 15 L per fill point.</p> <p>o) Where a tank having multiple compartments is installed, the separation distance to protection places shall be based on the aggregate volume of the compartments and the lowest flash point of the liquid in any tank compartment.</p> <p>p) Venting shall comply with Clause 5.4.</p> <p>q) Where the interstitial space is enclosed, it shall be provided with venting in accordance with this standard.</p>		
11.11.1	Where a tank containing C1 liquid is located within a building, but is not in a tank chamber, it shall be provided with at least one powder type extinguisher located within 10 m of the tank and a hydrant system capable of supplying 20 L/s.	Required fire protection will be provided	<ul style="list-style-type: none"> • At least one powder type extinguisher shall be accessible within 10 m of the diesel tanks. • The hydrant system shall be



Clause	Requirement	Assessment	Recommendations
			able to provide at least 20 L/s

5.0 Conclusion and Recommendations

5.1 Conclusions

A review of the proposed facility and commodities was conducted to identify whether the facility would comply with the applicable standards to determine whether the risks were managed “So Far As” Is Reasonably Practicable as required by the Work Health and Safety Regulation 2017. The review indicated the facility was compliant for items that were readily verifiable given the design at this stage. Where compliance was unable to be confirmed (i.e. due to incomplete design) a recommendation was made such that the specific requirement would be included in the design.

Provided that all recommendations are complied with, the storages at the AirTrunk data centre would be compliant with the applicable standards and thus the WHS Regulation 2017.

5.2 Recommendations

The following recommendations have been made for the facility:

1. The tank fill points shall be provided with impact protection.
2. Tank fill points shall be provided with signage clearly identifying the location of the fill points.
3. The tanks shall be provided with high level monitoring and alarms per Clause 5.3.3 of AS 1940-2017
4. At least one powder type extinguisher shall be accessible within 10 m of the diesel tanks.
5. The hydrant system shall be able to provide at least 20 L/s