GALUNGARA PUBLIC SCHOOL

DOCUMENTATION

SCHOFIELDS, NSW, 2762

Amendments

Issue	Description	Date
A	FOR COORDINATION	14/05/2019
B	FOR INFORMATION	17/05/2019
C	FOR INFORMATION	29/05/2019
D	FOR INFORMATION	14/06/2019
E	DETAILED DESIGN	21/06/2019
F	FINAL DETAILED DESIGN	12/07/2019
G	DETAILED DESIGN	15/11/2019
H	DETAILED DESIGN	20/12/2019
I	DETAILED DESIGN	27/07/2020
J	DETAILED DESIGN	20/08/2020
K	DETAILED DESIGN	09/09/2020

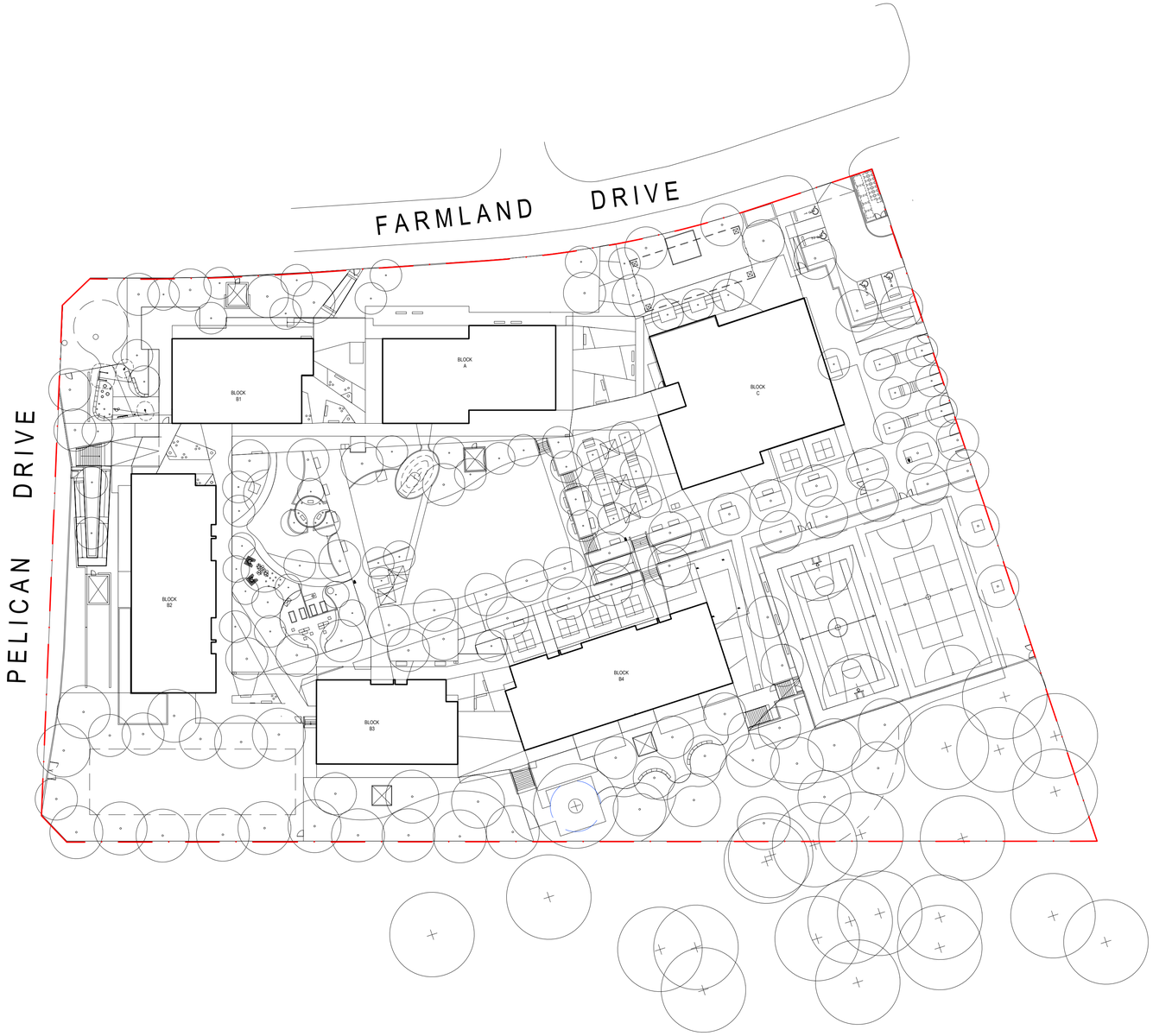

COVER SHEET	L-0000
LANDSCAPE SCHEDULE [01]: PLAYGROUND EQUIPMENT	L-0001
LANDSCAPE SCHEDULE [02]: FURNITURE	L-0002
LANDSCAPE SCHEDULE [02]: HARDSCAPE	L-0003
GENERAL ARRANGEMENT PLAN [01]	L-2001
GENERAL ARRANGEMENT PLAN [02]	L-2002
GENERAL ARRANGEMENT PLAN [03]	L-2003
GENERAL ARRANGEMENT PLAN - TEMPORARY CARPARK	L-2001-TCP
FENCE AND GATE PLAN	L-2200
LEVELS + GRADING [01]	L-3001
LEVELS + GRADING [02]	L-3002
LEVELS + GRADING [03]	L-3003
SETOUT PLAN [01]	L-4001
SETOUT PLAN [02]	L-4002
SETOUT PLAN [03]	L-4003
PLANTING SCHEDULE	L-5000
PLANTING PLAN [01]	L-5001
PLANTING PLAN [02]	L-5002
PLANTING PLAN [03]	L-5003
IRRIGATION PLAN	L-5100
SECTIONS	L-6001
SECTIONS	L-6002
SECTIONS	L-6003
DETAILS: SOFTWORKS AND PAVING	L-7000
DETAILS: PAVING AND EDGING	L-7001
DETAILS: MECHANICAL PLANT SCREEN	L-7002
DETAILS: STAIRS AND EQUIPMENT	L-7003
DETAILS: FURNITURE	L-7004
DETAILS: FURNITURE AND PLAY EQUIPMENT	L-7005
DETAILS: PLAY EQUIPMENT AND RAMP	L-7006
DETAILS: ZOOM DETAILS	L-7007
DETAILS: ZOOM DETAILS	L-7008
DETAILS: ZOOM DETAILS	L-7009
DETAILS: ZOOM DETAILS	L-7010
DETAILS: DECK AND BALUSTRADE	L-7011
DETAILS: TIMBER DECK LAYOUT & MECH PLANT SET-OUT	L-7012
DETAILS: TIMBER DECK LAYOUT	L-7013
DETAILS: MECH PLANT SET-OUT	L-7014
DETAILS: BIN STORAGE SCREEN	L-7015

Contractor
RICHARD CROOKES CONSTRUCTIONS

Client
NSW GOVERNMENT Education

GROUP GSA

Group GSA Pty Ltd ABN 76 002 113 779
Level 7, 80 William St East Sydney NSW Australia 2011 www.groupgsa.com

T +612 9361 4144 F +612 9332 3458

architecture interior design urban design landscape
nom architect M. Sheldon 3990

Project Title
GALUNGARA PUBLIC SCHOOL

Drawing Title
COVER SHEET

Scale	1:500 @A1
Drawing created (date)	21/06/2019
By	JG
Plotted and checked by	JH
Verified	FR
Approved	FR

Drawing No		Issue
180645	L-0000	K

File	Plot Date
$FILE$	$DATE$

This drawing is the copyright of Group GSA Pty Ltd and may not be altered, reproduced or transmitted in any form or by any means in part or in whole without the written permission of Group GSA Pty Ltd.
All levels and dimensions are to be checked and verified on site prior to the commencement of any work, making of shop drawings or fabrication of components.
Do not scale drawings. Use figured Dimensions.

HARDSCAPE SCHEDULE

CODE	DESCRIPTION	LOCATION	SPECIFICATION	COLOUR FINISHES	SUPPLIER / MANUFACTURER	DETAIL REF	SAMPLE	SHOP dwg
PAVING								
P1a	Concrete Paving Type a	All areas as per drawings	Refer to Civil Engineer documentation	~~Colour: Smokey blue~~ Finish: Plain Broom Finish	Contractor	REFER TO CIVIL	Y	N
P1b	Concrete Paving Type b	All areas as per drawings		Colour: Putty Finish: Broom finish	Contractor	REFER TO CIVIL	Y	N
P1c	Concrete Paving Type c	All areas as per drawings		Colour: Coloured oxide Finish: Exposed aggregate Colour : Biscuit Aggregate: Aussie Brown decorative pebble 10mm	Contractor Colour: Concrete Colour Systems T: 96 77 1056	REFER TO CIVIL	Y	N
P3a	Asphalt	All areas as per drawings	Refer to Civil Engineer documentation			REFER TO CIVIL	Y	N
P3b	Asphalt-multi purpose court	Sport Courts	Plexipave sport surface as per manufactures specification Refer civil detail for asphalt and base specification	Surround Colour: Maroon Court Colour: California Red Basketball lines : Yellow Netball lines: White Play: California Red	Court Craft PTY LTD T: (02) 9763 2900	06-L-7000	Y	N
P4	Play Mulch Softfall- 300mm min depth	Playground	300mm min thick playground mulch 100mm thick DGB base compacted to 98% MMDD	Type: Playground mulch	ANL or equal and approved T: 02 8585 8282	07-L-7000	Y	N
P5	Rubber Softfall	Playground	Wearing Layer: 15mm Rosehill TPV® Rubber wetpour surface Impact Apsportion Layer: To manufacturers specification. Thickness determined by supplier to meet fall heights from play equipment.	Federation Fair 80% Standard Red 20% Mustard Yellow	Synthetic Grass & Rubber Surfaces P. 9986 1133 W. www.syntheticgrass.com.au	08-L-7000	Y	N
P6	Unit Pavers	Arrival Plaza	Engineered concrete pavers 300 series: 300L x 200W x 60Tmm	Colour: Golden Gunmetal Finish: Milled	Urbanstone T: 9840 2333	01-L-7001	Y	N
P8	Sand	Sand Pit Special need garden	Double Washed beach sand	Sydney sand	ANL or equal and approved T: 13 1458	09-L-7000	Y	N
P9	Timber Deck	Around building	Timber deck to engineers specification. Timber batten / wire to all edges.	Innowood Finish: Alder	Innowood T: 1300 787 717	L-7012 - L-7013	Y	Y
P10	Artificial Turf	Under COLA	Synthetic grass Prestige turf 25mm Long pile	Prestige turf	Synthetic Grass & Rubber Surfaces T: 9986 1133 W: www.syntheticgrass.com.au	03-L-7001	Y	N
P11	Nature play mulch- 150mm depth	Nature play area	150mm playground mulch (Where no fallzone apply) 100mm DGB base compacted to 90% MMDD playground mulch	Playground mulch	ANL or equal and approved T: 13 1458	04-L-7001	Y	N
EDGING								
E1	Concrete Edge	All areas as per drawings	Size: W200 x D300mm 10mm radius on exposed edges	Colour: Plain concrete Grey Finish: Steel tool finish	Contractor	05-L-7001	Y	N
E2	Spade Edge	All areas as per drawings	N/A			08-L-7001	N	N
E3	Timber edge	All areas as per drawings	Hardwood timber 150 x 50 x 3000mm (Straight) Hardwood timber 150 x 35 x 3000mm (Curving) Hardwood timber 250 x 50 x 3000mm (Additional height on embankments) Hwd pegs 50x50x500mm	N/A	Contractor	07-L-7001	Y	N
WALLS AND SCREENS								
W1	Blockwork Wall	All areas as per drawings	Refer to structural engineer's details	Finish: Smooth face to both side Colour: Charcoal	Contractor	REFER TO CIVIL	Y	Y
W2	Blockwork Wall with Sandstone clad	All areas as per drawings	Refer to structural engineer's details	Finish: Smooth face to both side Colour: Charcoal	Contractor	REFER TO CIVIL	Y	Y
W3	Sandstone Block	All areas as per drawings	Refer to structural engineer's details	Finish: Smooth face to both side Colour: Charcoal	Contractor	REFER TO CIVIL	Y	Y
SC1	Mechanical Plant screen	To Mechainal Plants	90 x 28 x 2450mm Innowood battens, 5mm gap between battens, fixed to galvanized posts with capping.	Innowood Finish: Spotted Gum	Contractor Timber : Innowood T: 1300 787 717	01-L-7002, L-7012 - L-7014	Y	Y
SC2	Bin Storage Screen	Arrival Plaza	90 x 28 x 1750mm Innowood battens, 5mm gap between battens, fixed to galvanized posts with capping. Overall height : 1800mm	Innowood Finish: Spotted Gum	Contractor Timber : Innowood T: 1300 787 717	L-7015	Y	Y
STAIRS								
S1	Concrete Stairs	All areas as per drawing	Type: concrete stairs Refer to structural engineer's details	Colour: Plain concrete Grey Finish: Broomed Finish	Contractor	01-L-7003	Y	Y
S2	Timber Stairs	To decks	Type: Timber deck stairs Refer to engineer's details	Innowood Finish: Alder	Innowood T: 1300 787 717	01-L-7003	Y	Y
S3	~~Concrete Seating Steps~~	~~Around sport courts~~	EFSG SEATING STEPS ~~Type: Concrete seating step~~ Refer to civil engineer's details	Colour: Plain concrete Grey Finish: Broomed Finish	~~Contractor~~	REFER TO STRUCTURAL	~~Y~~	~~Y~~
S4	Timber seating steps	BLOCK C	TO enginner's details	Innowood Finish: Alder	Innowood T: 1300 787 717	REFER TO CIVIL	Y	Y

SOFTWORKS

CODE	DESCRIPTION	LOCATION	SPECIFICATION	COLOUR	SUPPLIER / MANUFACTURER	DETAIL REF.	ENG./ SHOP REQUIRED FOR APPROVAL	PROTOTYPES REQUIRED FOR APPROVAL	SAMPLERS & SAMPLE PANELS REQUIRED FOR APPROVAL
	Topsoil (type A)	Turf areas	"Turf Underlay" 100mm depth screeded sand, soil and composted organics		Australian Native Landscapes or approved equal P. 13 14 48		N	N	Y
	Topsoil (type B)	All on ground planting areas	300mm depth Native low 'P' Mix to AS4419.		Australian Native Landscapes or approved equal P. 13 14 48		N	N	Y
	Subsoil (type B)	All on ground planting areas	Sub-soil below topsoil Type A to all planted areas. Sand Soil Blend 80-20. 20% soil 80% double washed river sand mix.		Australian Native Landscapes or approved equal P. 13 14 48		N	N	Y
	Root Control Barrier	To Tree pits within paving	RSB600 - Recycled"Rootstop" barrier material - 600mm depth		Arborgreen.com.au		N	N	Y
	Mulch	All planting areas	Forest Blend' (75mm depth).		Australian Native Landscapes or approved equal P. 13 14 48		N	N	y
	Erosion control matting	Refer drawings for extent	Jute mat 800gsm secured with mat pins		Arborgreen.com.au		N	N	Y
	Geotextile fabric	Refer to details	Bidim A14G or aproved equal		Geofabrics Austarlia		N	N	Y
	Waterproofing	Wailing	Crystoflex or approved equivalent		Duram.com.au		N	N	Y

Amendments

Issue	Description	Date
A	FOR COORDINATION	13/05/2019
B	FOR INFORMATION	17/05/2019
C	FOR INFORMATION	29/05/2019
D	FOR INFORMATION	14/06/2019
E	DETAILED DESIGN	21/06/2019
F	FINAL DETAILED DESIGN	12/07/2019
G	DETAILED DESIGN	15/11/2019
H	DETAILED DESIGN	20/12/2019
I	DETAILED DESIGN	27/07/2020
J	DETAILED DESIGN	20/08/2020

Contractor
RICHARD CROOKES CONSTRUCTIONS

Client
NSW GOVERNMENT Education

GROUP GSA
Group GSA Pty Ltd ABN 76 002 113 779
Level 7, 80 William St East Sydney NSW Australia 2011 www.groupgsa.com
T +612 9361 4144 F +612 9332 3458
architecture interior design urban design landscape
nom architect M. Sheldon 3990

Project Title
GALUNGARA PUBLIC SCHOOL

Drawing Title
LANDSCAPE SCHEDULE [01]
HARDSCAPE & SOFTWORKS

Scale	NA
Drawing created (date)	21/06/2019
By	JG
Plotted and checked by	JH
Verified	FR
Approved	FR

Drawing No	Issue
180645 L-0001	J

File	Plot Date
$FILE$	$DATE$

This drawing is the copyright of Group GSA Pty Ltd and may not be altered, reproduced or transmitted in any form or by any means in part or in whole without the written permission of Group GSA Pty Ltd.
All levels and dimensions are to be checked and verified on site prior to the commencement of any work, making of shop drawings or fabrication of components.
Do not scale drawings. Use figured Dimensions.

FURNITURE SCHEDULE

CODE	DESCRIPTION	LOCATION	SPECIFICATION	COLOUR FINISHES	SUPPLIER / MANUFACTURER	DETAIL REF	QUANTITY	SAMPLE	SHOP dwg
FURNITURE									
F1	Seat	All areas as per drawings	citistyle seat - 1805 x 507mm. 350mm height with armrests Aluminium extrusion slats coated in Unisite's selected range of 'Timberlmage' colours As per EFSG	Finish: Timber look aluminum Armrest: poudercoated-Black satin Legs: powder coated-Black satin	Grillex from Unisite Group or equal and approved Tel: 1300 552 109 W: www.grillex.com.au	——	13	Y	N
F2a	Bench	All areas as per drawings	citistyle bench - 1805 x 385mm. 350mm height as per EFSG Aluminium extrusion slats coated in Unisite's selected range of 'Timberlmage' colours Mounting: subsurface	Finish:Timber look aluminum Legs: powder coated-Black satin	Grillex from Unisite Group or equal and approved Tel: 1300 552 109 W: www.grillex.com.au	——	23	Y	N
F2b	Bench - wall mounted	All areas as per drawings	citistyle wall mount bench seat - 1805 x 385mm. 350mm height as per EFSG Aluminium extrusion slats coated in Unisite's selected range of 'Timberlmage' colours Mounting: wall mounted	Finish: Timber look aluminum	Grillex from Unisite Group or equal and approved Tel: 1300 552 109 W: www.grillex.com.au	——	3	Y	N
~~**F2c**~~	~~Bench - Square configuration~~	All areas as per drawings	citistyle bench - 1500 x 385mm Square configuration. 350mm height as per EFSG ~~Aluminium extrusion slats coated in Unisite's~~ selected range of 'Timberlmage' colours Mounting: subsurface	Finish:Timber look aluminum Legs: powder coated-Black satin	Grillex from Unisite Group or equal and approved Tel: 1300 552 109 W: www.grillex.com.au	——	~~5~~	~~Y~~	~~N~~
			~~citistyle park platform - 350mm H~~						
F3	Platform seat	All areas as per drawings	Aluminium extrusion slats coated in Unisite's selected range of 'Timberlmage' colours Mounting: subsurface	Finish: Timber look aluminum Legs: powdercoated-Black satin	Grillex from Unisite Group Tel: 1300 552 109 W: www.grillex.com.au	——	1	Y	N
F4	Table setting	All areas as per drawings	citistyle table setting - 1805 x 1535mm. 350mm seat height as per EFSG Aluminium extrusion slats coated in Unisite's selected range of 'Timberlmage' colours	Finish: Timber look aluminum Legs: powdercoated- Black satin	Grillex from Unisite Group Tel: 1300 552 109 W: www.grillex.com.au	——	8	Y	N
F5a	Bin combo-240L 1x General waste + 1x Recycling	All areas as per drawings	Atessa dual bin enclosure-240L Interlocking dual bin-general and recycling waste Mounting: surface	Finish: Powdercoated covers 1x Yellow gold 1x Woodland grey	Grillex from Unisite Group or equal and approved Tel: 1300 552 109 W: www.grillex.com.au	——	2	Y	N
F5b	Bin combo-120L 1x General waste + 1x Recycling	All areas as per drawings	Atessa dual bin enclosure-120L Interlocking dual bin-general and recycling waste Mounting: surface	Finish: Powdercoated Covers 1x Yellow gold 1x Woodland grey	Grillex from Unisite Group or equal and approved Tel: 1300 552 109 W: www.grillex.com.au	——	3	Y	N
F6	Bike parking hoop	All areas as per drawings	citistyle wide hoop Mounting: subsurface	Finish: Stainless Steel	Grillex from Unisite Group or equal and approved Tel: 1300 552 109 W: www.grillex.com.au	——	28	Y	N
~~**F8**~~	~~Drinking Fountain~~	All areas as per drawings	Drinking fountain with water bottle refil station Soakage pit for drainage	Finish: Stainless Steel	CIVIQ Public-use Products or equal and approved Tel: 1300 600 300 W: www.civiq.com.au	——	~~4~~	~~Y~~	~~N~~
F9	Raised Planters- Productive garden	Productive Garden	STACKA Timber Cypress Garden Bed Size: 2110 x 1055 x 450mm	Finish: Cypress Wood	Birdies Garden Product or equal and approved Tel: (07) 5593 5133 W: www.birdiesgardenproducts.com.au	——	4	Y	N
F10	Water Tank - Productive garden	Productive Garden	Round steel water tank. powder coated 1200 Dia x 1860H mm Base: concrete base-refer to supplier for specification	Finish: Galvanized	The Tank Factory or equal and approved Tel: 1300 826 532 W:www.watertankfactory.com.au Colour: Colorbond	01-L-7004	1	Y	N
F11	Potting Table with sink- Productive Garden	Productive Garden	Double bench Kit with Sink 1x stainless steli 2320mm bench with 1 x sink and connections to one side Added shelf to the bottom	Finish: Stainless Steel	Christie or equal and approved T:1300 135 227 W: www.dachristie.com	02-L-7004	1	Y	Y
F12	Garden Shed- Productive Garden	Productive Garden	Flat roof Garden Shed Size: 1500(W) x 780(D) Base: concrete base-refer to supplier for specification	Finish: Zincalume Colour: Slate Grey	Easy Shed or equal and approved T:1300 739 097 Colour: Colorbond	03-L-7004	1	Y	N
F13	Balustrade	All areas as per drawings	135 X 45mm Hardwood timbertop with 5mm corner radius on 1000mmH MS flat stanchions at 1000mm centres 16Ø O/D galvanized. MS vertical balusters at 100 MAX CTS	Finish: Galvanized	Custom	02-L-7006		Y	N
F14	Handrail	Stairs and ramps	33Ø Galvanized handrails	Finish: Galvanized	Custom	01-L-7003		Y	N
F15	Tactiles (TGSI)	Stairs	Type: 316 Marine grade stainless steel tactile (Milienium)	Finish: Stainless Steel	Safe spot or equal and approved Tel: (02) 80 68 8783	——		Y	N
F16	Nosing	Stairs	Type: ACS-50SK Safety insert tread *Size:* 50 x 10	Colour: Black *Finish:* Aluminium	Latham or equal and approved Tel: (02) 88 06 3722	——		Y	N
F19	Umbrella	All areas as per drawings	Nova HD Giant umbrella Size: 3m Square	Colour: 100% solution dyed premium acrylic canvas-slate	Instant Shade umbrella or equal and approved T: 1800 08 33 00 W: www.instantshadeumbrellas.com.au	——	5	Y	N
F20	Volleyball Net	Sport Courts Area	Volleyball steel cable Code: 2253 Brand Goodbuddy	Standard	Goodbuddy sports or equal and approved T. (02) 9525 1895 W.www.goodbuddy.com.au	——	1	Y	N
F21	Volleyball Post	Sport Courts Area	Standard Posts- Welded Hooks Code: T94322+ Brand: Truline	Standard	Goodbuddy sports or equal and approved T. (02) 9525 1895 W.www.goodbuddy.com.au	——	2	Y	Y
F22a	Tennis Net	Sport Courts Area	Tennis net canvas top 2.5m Code: 2154 Brand Goodbuddy	Standard	Goodbuddy sports or equal and approved T. (02) 9525 1895 W.www.goodbuddy.com.au	——	1	Y	Y
F22b	Tennis Winder	Sport Courts Area	Winders Deluxe Chrome Bolt Net Code: T85468 Brand: Truline	Standard	Goodbuddy sports or equal and approved T. (02) 9525 1895 W.www.goodbuddy.com.au	——	2	Y	Y
F23	Netball Ring	Sport Courts Area	Netball Posts Adjustable Rings on 60mm Posts Code: T63276	Standard	Goodbuddy sports T. (02) 9525 1895 W.www.goodbuddy.com.au	——	2	Y	N

FURNITURE SCHEDULE

CODE	DESCRIPTION	LOCATION	SPECIFICATION	COLOUR FINISHES	SUPPLIER / MANUFACTURER	DETAIL REF	QUANTITY	SAMPLE	SHOP dwg
F24	Basketball Tower and Ring	Sport Courts Area	Fixed basketball tower 22" Code: T24222 Brand: Truline	Finish: Galvanized Steel post	Goodbuddy sports T. (02) 9525 1895 W.www.goodbuddy.com.au	——	2	Y	N
F25a	Sandstone blocks - Large	Productive garden	Size: 1000(L) x 500(W) x 500(H)mm	Finish: Split face with sawn top all exposed corners spl be smoothed	Gosford Quarries T: 02 8585 8282	04-05 L-7004	9	Y	N
F25b	Sandstone blocks -Small	Productive garden	Size: 500(L) x 500(W) x 500(H)mm	Finish: Split face with sawn top all exposed corners spl be smoothed	Gosford Quarries T: 02 8585 8282	04-05 L-7004	28	Y	N
F26	Modular Block Seat	All areas as per drawings	Size: 1199(L) x 602(W) x 350(H)mm Code: PN:88903-B Frame: Hot Dip Galvanized Steel Panel: Powdercoated Batten: Rewood recycled composite timber Mounting: Surface mount	Frame: Hot dop galvanized steel Panel Finish: Powdercoated-Orange Batten: Rewood recycled composed timber	Draffin Street Furniture T: 1300 372 334 W: https://draffin.com.au	——	25	Y	N
F27	Timber platform	COLA	Timber deck to engineers specification. Timber batten / wire to all edges.	Finish: Alder	Innowood T: 1300 787 717	——	1	Y	Y
F28	Chuckle moveable outdoor seating	All areas as per drawings	Chuckle seat Junior- 300H x 320DIA	Colour: Orange	Abax Kingfisher T: 1300 811 054 W: https://www.abaxkf.com.au/	——	26	Y	N
F29	Concrete platform	Surround of columns in COLA	In situ concrete platforms that surround columns in COLA space All exposed edges to be chanfered	Colour: Plain concrete Grey Finish: Smooth Class 1	Custom	05-L-7005	6	Y	N

Amendments

Issue	Description	Date
A	FOR COORDINATION	13/05/2019
B	FOR INFORMATION	17/05/2019
C	FOR INFORMATION	29/05/2019
D	FOR INFORMATION	14/06/2019
E	DETAILED DESIGN	21/06/2019
F	FINAL DETAILED DESIGN	12/07/2019
G	DETAILED DESIGN	15/11/2019
H	DETAILED DESIGN	20/12/2019
I	DETAILED DESIGN	27/07/2020
J	DETAILED DESIGN	13/08/2020
K	DETAILED DESIGN	20/08/2020
L	DETAILED DESIGN	03/09/2020

Contractor
RICHARD CROOKES CONSTRUCTIONS

Client
NSW GOVERNMENT Education

GROUP GSA
Group GSA Pty Ltd ABN 76 002 113 779
Level 7, 80 William St East Sydney NSW Australia 2011 www.groupgsa.com
T +612 9361 4144 F +612 9332 3458
architecture interior design urban design landscape
nom architect M. Sheldon 3990

Project Title
GALUNGARA PUBLIC SCHOOL

Drawing Title
LANDSCAPE SCHEDULE [02] FURNITURE

Scale	NA
Drawing created (date)	21/06/2019
By	JG
Plotted and checked by	JH
Verified	FR
Approved	FR

Drawing No	Issue
180645 L-0002	L

File	Plot Date
$FILE$	$DATE$

This drawing is the copyright of Group GSA Pty Ltd and may not be altered, reproduced or transmitted in any form or by any means in part or in whole without the written permission of Group GSA Pty Ltd.
All levels and dimensions are to be checked and verified on site prior to the commencement of any work, making of shop drawings or fabrication of components.
Do not scale drawings. Use figured Dimensions.

PLAY EQUIPMENT SCHEDULE

CODE	DESCRIPTION	LOCATION	SPECIFICATION	COLOUR FINISHES	SUPPLIER / MANUFACTURER	IMAGE	DETAIL REF	QUANTITY	SHOP dwg
PY1	Giant Tunnel System	Playground	Giant Tunnel System Equipment Dimentions: 9360(L) x 3950(W) x 2450(H) Code: GT-001 Inc: Rubber grab handles 16mm woven nylon basket Nylon & Aluminium rope fitting 16mm woven nylon rope Age Group: 2-13 years	Colour: Orange and dark grey	WillPlay or equal and approved T: 02 9580 4781 W: http://www.willplay.com.au		—	1	Y
PY2	Street Climber System	Playground	Street climber system Code: Model WP-1151 Custom as per Moreton Bay Regional Council in QLD	Colour: As per image	WillPlay or equal and approved T: 02 9580 4781 W: http://www.willplay.com.au		—	1	N
PY3	Embankement Slide	Playground	Corocord embankment slide Code: CCC712001-22300 Materials: Stainless steel slide	Colour: Grey	Kompan Playscape Pty Ltd or equal and approved T: 07 3635 6200 W: www.kompan.com.au		—	1	Y
PY6	Timber stepping logs	Productive Garden	Timber logs size: average 400dia, 300dia, 200dia	Timber	Andrew Smith Timber creations or equal and approved T: 02 4372 1170		02-L-7005	200dia: 11 300dia: 12 400dia: 6	N
PY7	Timber posts	Productive Garden and Special Need Garden	Size: 200(W) x 200(D) x 2600(H) mm Timber: Timber posts squared	Timber	Custom		03-L-7005	15	N
PY8	Teepee	Productive Garden	Size: 1600 x1600 square	hardwood	Custom		01-L-7006	2	N
PY9	Symphony Tubes	Special Needs Sensory Garden	16 Note Symphony tubes Code: SE-0001 Age Group: 1-13 years	Colour: Orange and Grey	WillPlay T: 02 9580 4781 W: http://www.willplay.com.au		—	1	N
PY10	Voice Tubes	Special Needs Sensory Garden	Voice Tubes Code:Q-1423-05 Age Group: Junior	Colour: Orange and Blue	Moduplay or equal and approved T: 02 4272 1644 W: www.moduplay.com.au		—	2	N
PY11	Mirror	Special Needs Sensory Garden	Infinity Mirror Code: Q-1436-08 Age group: Junior	Standard	Moduplay or equal and approved T: 02 4272 1644 W: www.moduplay.com.au		—	1	N
PY12	Gong Drums	Special Needs Sensory Garden	Set of 3 drums 300,400,500 diameter x400H Mounting: Stainless Steel floor plates attached to the wooden legs are to be bolted down onto concrete. For surface mounting	Stainless Steel and Iron Bark, treated with Linseed Oil	Kim Bowman Music or equal and approved W: https://kimbowman.net T: 04 0743 5794		—	1	N
PY13	Rain Wheel	Special Needs Sensory Garden	Size: 400Diameter Mounting: Stainless Steel foot to be bolted down onto concrete.	Stainless Steel and Iron Bark, treated with Linseed Oil	Kim Bowman Music or equal and approved W: https://kimbowman.net T: 04 0743 5794		—	1	N
PY14	Sand Pipes	Special Needs Sensory Garden	Painted Concrete pipes vertical and filled with sand Size: 300dia, 450dia, 600dia.	colour: Orange, Grey, Blue	Custom		02-L-7003	300dia: 1 450dia: 2 600dia: 2	N
PY16	Blackboard	COLA	Wall mounted blackboard with timber frame. Plastic chalk buckets to hook fixed into wall. Chalkboard, 2400 x 1200 (Bo-01); fix in 4 places top and bottom. Chalkboard, 1200 x 1200 (Bo-04); fix in 3 places top and bottom.	Colour: Black	Custom		04-L-7005	1	N

Amendments

Issue	Description	Date
A	FOR COORDINATION	13/05/2019
B	FOR INFORMATION	17/05/2019
C	FOR INFORMATION	29/05/2019
D	FOR INFORMATION	14/06/2019
E	DETAILED DESIGN	21/06/2019
F	FINAL DETAILED DESIGN	12/07/2019
G	DETAILED DESIGN	15/11/2019
H	DETAILED DESIGN	20/12/2019
I	DETAILED DESIGN	27/07/2020
J	DETAILED DESIGN	20/08/2020

Contractor
RICHARD CROOKES CONSTRUCTIONS

Client
NSW GOVERNMENT Education

GROUP GSA
Group GSA Pty Ltd ABN 76 002 113 779
Level 7, 80 William St East Sydney NSW Australia 2011 www.groupgsa.com
T +612 9361 4144 F +612 9332 3458
architecture interior design urban design landscape
nom architect M. Sheldon 3990

Project Title
GALUNGARA PUBLIC SCHOOL

Drawing Title
LANDSCAPE SCHEDULE [03]
PLAYGROUND EQUIPMENT

Scale	NA
Drawing created (date)	21/06/2019
By	JG
Plotted and checked by	JH
Verified	FR
Approved	FR

Drawing No	Issue
180645 L-0003	J

File	Plot Date
$FILE$	$DATE$

This drawing is the copyright of Group GSA Pty Ltd and may not be altered, reproduced or transmitted in any form or by any means in part or in whole without the written permission of Group GSA Pty Ltd.
All levels and dimensions are to be checked and verified on site prior to the commencement of any work, making of shop drawings or fabrication of components.
Do not scale drawings. Use figured Dimensions.

LEGEND

- SITE BOUNDARY
- BUILDING AWNING LINE

SOFTWORKS

- EXISTING TREE TO BE RETAINED AND PROTECTED
- PROPOSED TREE
- TURF
- MASS PLANTING
- TREE TO BE REMOVED

PAVING

- P1a CONCRETE PAVING TYPE A
- P1b CONCRETE PAVING TYPE B
- P1c CONCRETE PAVING TYPE C
- P3a ASPHALT
- P3b ASPHALT-MULTI PURPOSE COURT
- P4 PLAY MULCH SOFTFALL
- P5 RUBBER SOFTFALL
- P6 UNIT PAVERS
- P8 SAND
- P9 DECK
- P10 ARTIFICIAL TURF
- P11 NATURE PLAY MULCH 150MM DEPTH

EDGES

- E1 CONCRETE EDGE
- E2 SPADE EDGE
- E3 TIMBER EDGE

WALLS AND SCREENS(Refer to Engineer's Documentation)

- W1 BLOCKWORK WALL
- W2 BLOCKWORK WALL - SANDSTONE CLAD
- W3 SANDSTONE WALL
- SC1 MECHANICAL PLANT SCREEN
- SC2 BIN STORAGE SCREEN

STAIRS AND SEATING STEPS

- S1 CONCRETE STAIRS
- S2 TIMBER STAIRS
- S4 TIMBER SEATING STEPS

FURNITURE

- F1 SEAT
- F2a BENCH
- F2b BENCH - WALLMOUNT
- F2c BENCH - SQUARE CONFIGURATION
- F3 PLATFORM SEAT
- F4 TABLE SETTING
- F5a BIN COMBO - 240L
- F5b BIN COMBO - 120L
- F6 BIKE PARKING HOOP
- F7 BOLLARD - REMOVABLE
- ~~F8 DRINKING FOUNTAIN SMALL~~
- F9 RAISED PLANTERS- PRODUCTIVE GARDEN
- F10 WATER TANK- PRODUCTIVE GARDEN
- F11 POTTING TABLE WITH SINK
- F12 GARDEN SHED
- F13 BALUSTRADE
- F14 HANDRAIL
- F15 TACTILES (TGSI)
- F16 STAIRS NOSING NOSING
- F19 UMBRELLA
- F20 VOLLEYBALL NET
- F21 VOLLEYBALL POST
- F22a TENNIS NET
- F22b TENNIS WINDER
- F23 NETBALL RING
- F24 BASKETBALL TOWER AND RING
- F25a SANDSTONE BLOCKS LARGE
- F25b SANDSTONE BLOCKS SMALL
- ~~F26 MODULAR BLOCK SEAT~~
- F27 TIMBER PLATFORM
- F28 'CHUCKLE' SEAT
- F29 CONCRETE PLATFORM

PLAY EQUIPMENT

- PY1 GIANT TUNNEL SYSTEM
- PY2 STREET CLIMBER SYSTEM
- PY3 EMBANKEMENT SLIDE
- PY6 TIMBER STEPPING LOGS
- PY7 TIMBER POSTS
- PY8 TEEPEE
- PY9 SYMPHONY TUBES
- PY10 VOICE TUBES
- PY11 MIRROR
- PY12 GONG DRUMS
- PY13 RAIN WHEEL
- PY14 SAND PIPES
- PY16 BLACKBOARD

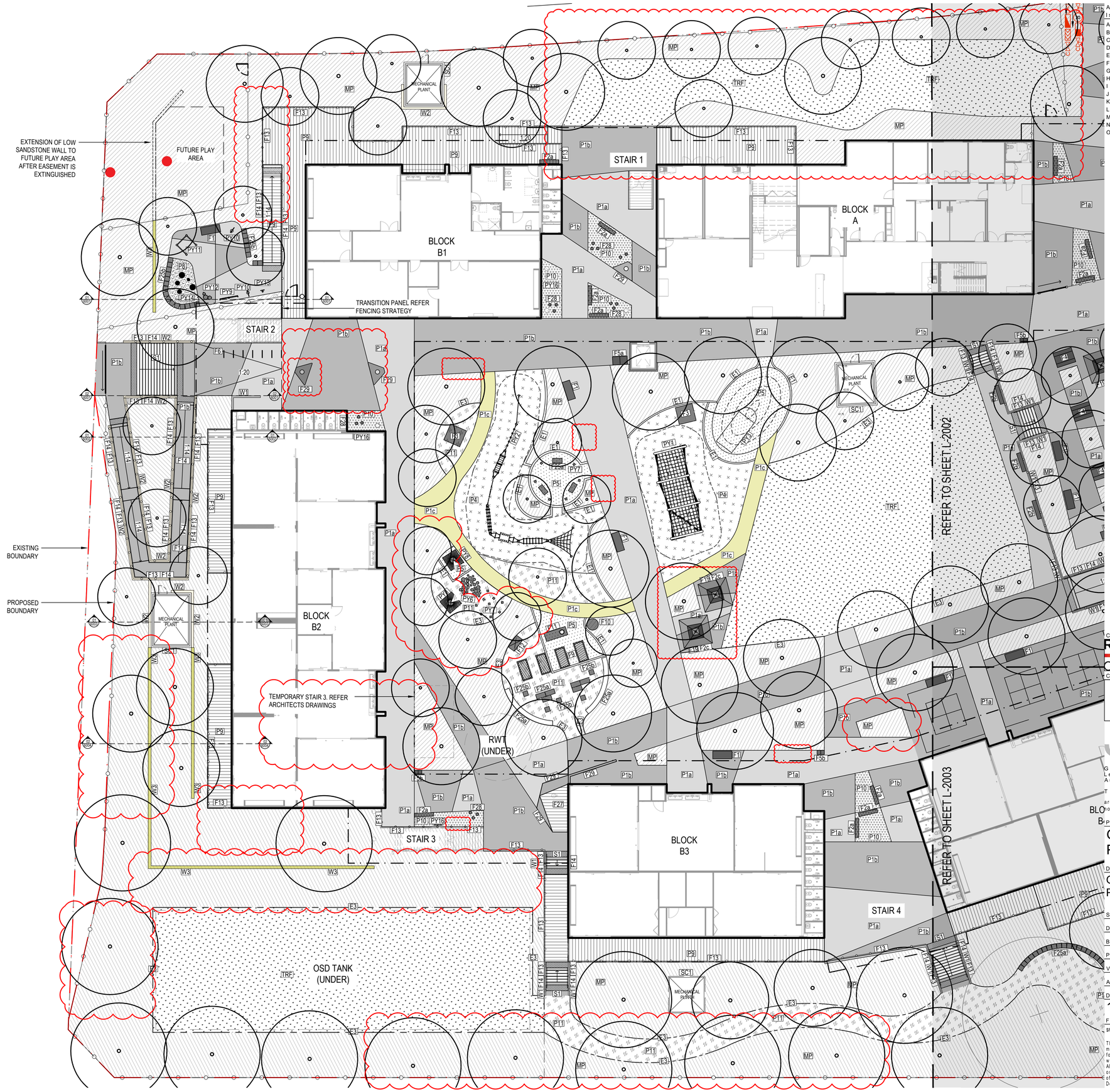

Amendments

Issue	Description	Date
A	FOR COORDINATION	13/05/2019
B	FOR INFORMATION	17/05/2019
C	FOR INFORMATION	29/05/2019
D	FOR INFORMATION	14/06/2019
E	DETAILED DESIGN	21/06/2019
F	FINAL DETAILED DESIGN	12/07/2019
G	DETAILED DESIGN	15/11/2019
H	DETAILED DESIGN	20/11/2019
I	DETAILED DESIGN	25/11/2019
J	DETAILED DESIGN	20/12/2019
K	DETAILED DESIGN	19/02/2020
L	DETAILED DESIGN	27/07/2020
M	DETAILED DESIGN	30/07/2020
N	DETAILED DESIGN	13/08/2020
O	DETAILED DESIGN	20/08/2020

Contractor
RICHARD CROOKES CONSTRUCTIONS

Client
NSW GOVERNMENT Education

GROUP GSA
Group GSA Pty Ltd ABN 76 002 113 779
Level 7, 80 William St East Sydney NSW Australia 2011 www.groupgsa.com
T +612 9361 4144 F +612 9332 3458
architecture interior design urban design landscape
nom architect M. Sheldon 3990

Project Title
GALUNGARA PUBLIC SCHOOL

Drawing Title
GENERAL ARRANGEMENT PLAN [01]

Scale	1:200 @A1
Drawing created (date)	21/06/2019
By	JG
Plotted and checked by	JH
Verified	FR
Approved	FR
Drawing No	180645 L-2001
Issue	O
File	$FILE$
Plot Date	$DATE$

This drawing is the copyright of Group GSA Pty Ltd and may not be altered, reproduced or transmitted in any form or by any means in part or in whole without the written permission of Group GSA Pty Ltd.
All levels and dimensions are to be checked and verified on site prior to the commencement of any work, making of shop drawings or fabrication of components.
Do not scale drawings. Use figured Dimensions.

LEGEND

- SITE BOUNDARY
- BUILDING AWNING LINE

SOFTWORKS

- EXISTING TREE TO BE RETAINED AND PROTECTED
- PROPOSED TREE
- TRF — TURF
- MP — MASS PLANTING
- TREE TO BE REMOVED

PAVING

- P1a — CONCRETE PAVING TYPE A
- P1b — CONCRETE PAVING TYPE B
- P1c — CONCRETE PAVING TYPE C
- P3a — ASPHALT
- P3b — ASPHALT-MULTI PURPOSE COURT
- P4 — PLAY MULCH SOFTFALL
- P5 — RUBBER SOFTFALL
- P6 — UNIT PAVERS
- P8 — SAND
- P9 — DECK
- P10 — ARTIFICIAL TURF
- P11 — NATURE PLAY MULCH 150MM DEPTH

EDGES

- E1 — CONCRETE EDGE
- E2 — SPADE EDGE
- E3 — TIMBER EDGE

WALLS AND SCREENS(Refer to Engineer's Documentation)

- W1 — BLOCKWORK WALL
- W2 — BLOCKWORK WALL - SANDSTONE CLAD
- W3 — SANDSTONE WALL
- SC1 — MECHANICAL PLANT SCREEN
- SC2 — BIN STORAGE SCREEN

STAIRS AND SEATING STEPS

- S1 — CONCRETE STAIRS
- S2 — TIMBER STAIRS
- S4 — TIMBER SEATING STEPS

FURNITURE

- F1 — SEAT
- F2a — BENCH
- F2b — BENCH - WALLMOUNT
- ~~F2c — BENCH - SQUARE CONFIGURATION~~
- F3 — PLATFORM SEAT
- F4 — TABLE SETTING
- F5a — BIN COMBO - 240L
- F5b — BIN COMBO - 120L
- F6 — BIKE PARKING HOOP
- F7 — BOLLARD - REMOVABLE
- ~~F8 — DRINKING FOUNTAIN~~
- F9 — RAISED PLANTERS- PRODUCTIVE GARDEN
- F10 — WATER TANK- PRODUCTIVE GARDEN
- F11 — POTTING TABLE WITH SINK
- F12 — GARDEN SHED
- F13 — BALUSTRADE
- F14 — HANDRAIL
- F15 — TACTILES (TGSI)
- F16 — STAIRS NOSING NOSING
- F19 — UMBRELLA
- F20 — VOLLEYBALL NET
- F21 — VOLLEYBALL POST
- F22a — TENNIS NET
- F22b — TENNIS WINDER
- F23 — NETBALL RING
- F24 — BASKETBALL TOWER AND RING
- F25a — SANDSTONE BLOCKS LARGE
- ~~F25b — SANDSTONE BLOCKS SMALL~~
- F26 — MODULAR BLOCK SEAT
- F27 — TIMBER PLATFORM
- F28 — 'CHUCKLE' SEAT
- F29 — CONCRETE PLATFORM

PLAY EQUIPMENT

- PY1 — GIANT TUNNEL SYSTEM
- PY2 — STREET CLIMBER SYSTEM
- PY3 — EMBANKEMENT SLIDE
- PY6 — TIMBER STEPPING LOGS
- PY7 — TIMBER POSTS
- PY8 — TEEPEE
- PY9 — SYMPHONY TUBES
- PY10 — VOICE TUBES
- PY11 — MIRROR
- PY12 — GONG DRUMS
- PY13 — RAIN WHEEL
- PY14 — SAND PIPES
- PY16 — BLACKBOARD

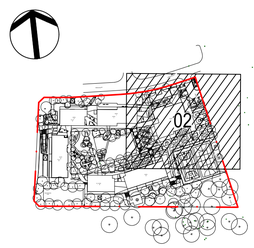

Amendments

Issue	Description	Date
A	FOR COORDINATION	13/05/2019
B	FOR INFORMATION	17/05/2019
C	FOR INFORMATION	29/05/2019
D	FOR INFORMATION	14/06/2019
E	DETAILED DESIGN	21/06/2019
F	FINAL DETAILED DESIGN	12/07/2019
G	DOC REVISION	1/10/2019
H	DETAILED DESIGN	15/11/2019
I	DETAILED DESIGN	20/11/2019
J	DETAILED DESIGN	25/11/2019
K	DETAILED DESIGN	20/12/2019
L	DETAILED DESIGN	27/07/2020
M	DETAILED DESIGN	30/07/2020
N	DETAILED DESIGN	13/08/2020
O	DETAILED DESIGN	20/08/2020
P	DETAILED DESIGN	03/09/2020

Contractor
RICHARD CROOKES CONSTRUCTIONS

Client
NSW GOVERNMENT Education

GROUP GSA
Group GSA Pty Ltd ABN 76 002 113 779
Level 7, 80 William St East Sydney NSW Australia 2011 www.groupgsa.com
T +612 9361 4144 F +612 9332 3458
architecture interior design urban design landscape
nom architect M. Sheldon 3990

Project Title
GALUNGARA PUBLIC SCHOOL

Drawing Title
GENERAL ARRANGEMENT PLAN [02]

Scale	1:200 @A1
Drawing created (date)	21/06/2019
By	JG
Plotted and checked by	JH
Verified	FR
Approved	FR
Drawing No	180645 L-2002
Issue	P
File	$FILE$
Plot Date	$DATE$

This drawing is the copyright of Group GSA Pty Ltd and may not be altered, reproduced or transmitted in any form or by any means in part or in whole without the written permission of Group GSA Pty Ltd.

All levels and dimensions are to be checked and verified on site prior to the commencement of any work, making of shop drawings or fabrication of components.
Do not scale drawings. Use figured Dimensions.

LEGEND

- SITE BOUNDARY
- BUILDING AWNING LINE

SOFTWORKS

- EXISTING TREE TO BE RETAINED AND PROTECTED
- PROPOSED TREE
- TURF
- MASS PLANTING
- TREE TO BE REMOVED

PAVING

- P1a CONCRETE PAVING TYPE A
- P1b CONCRETE PAVING TYPE B
- P1c CONCRETE PAVING TYPE C
- P3a ASPHALT
- P3b ASPHALT-MULTI PURPOSE COURT
- P4 PLAY MULCH SOFTFALL
- P5 RUBBER SOFTFALL
- P6 UNIT PAVERS
- P8 SAND
- P9 DECK
- P10 ARTIFICIAL TURF
- P11 NATURE PLAY MULCH 150MM DEPTH

EDGES

- E1 CONCRETE EDGE
- E2 SPADE EDGE
- E3 TIMBER EDGE

WALLS AND SCREENS(Refer to Engineer's Documentation)

- W1 BLOCKWORK WALL
- W2 BLOCKWORK WALL - SANDSTONE CLAD
- W3 SANDSTONE WALL
- SC1 MECHANICAL PLANT SCREEN
- SC2 BIN STORAGE SCREEN

STAIRS AND SEATING STEPS

- S1 CONCRETE STAIRS
- S2 TIMBER STAIRS
- S4 TIMBER SEATING STEPS

FURNITURE

- F1 SEAT
- F2a BENCH
- F2b BENCH - WALLMOUNT
- F2c BENCH - SQUARE CONFIGURATION
- F3 PLATFORM SEAT
- F4 TABLE SETTING
- F5a BIN COMBO - 240L
- F5b BIN COMBO - 120L
- F6 BIKE PARKING HOOP
- F7 BOLLARD - REMOVABLE
- F8 DRINKING FOUNTAIN
- F9 RAISED PLANTERS-PRODUCTIVE GARDEN
- F10 WATER TANK-PRODUCTIVE GARDEN
- F11 POTTING TABLE WITH SINK
- F12 GARDEN SHED
- F13 BALUSTRADE
- F14 HANDRAIL
- F15 TACTILES (TGSI)
- F16 STAIRS NOSING NOSING
- F19 UMBRELLA
- F20 VOLLEYBALL NET
- F21 VOLLEYBALL POST
- F22a TENNIS NET
- F22b TENNIS WINDER
- F23 NETBALL RING
- F24 BASKETBALL TOWER AND RING
- F25a SANDSTONE BLOCKS LARGE
- F25b SANDSTONE BLOCKS SMALL
- F26 MODULAR BLOCK SEAT
- F27 TIMBER PLATFORM
- F28 'CHUCKLE' SEAT
- F29 CONCRETE PLATFORM

PLAY EQUIPMENT

- PY1 GIANT TUNNEL SYSTEM
- PY2 STREET CLIMBER SYSTEM
- PY3 EMBANKEMENT SLIDE
- PY6 TIMBER STEPPING LOGS
- PY7 TIMBER POSTS
- PY8 TEEPEE
- PY9 SYMPHONY TUBES
- PY10 VOICE TUBES
- PY11 MIRROR
- PY12 GONG DRUMS
- PY13 RAIN WHEEL
- PY14 SAND PIPES
- PY16 BLACKBOARD

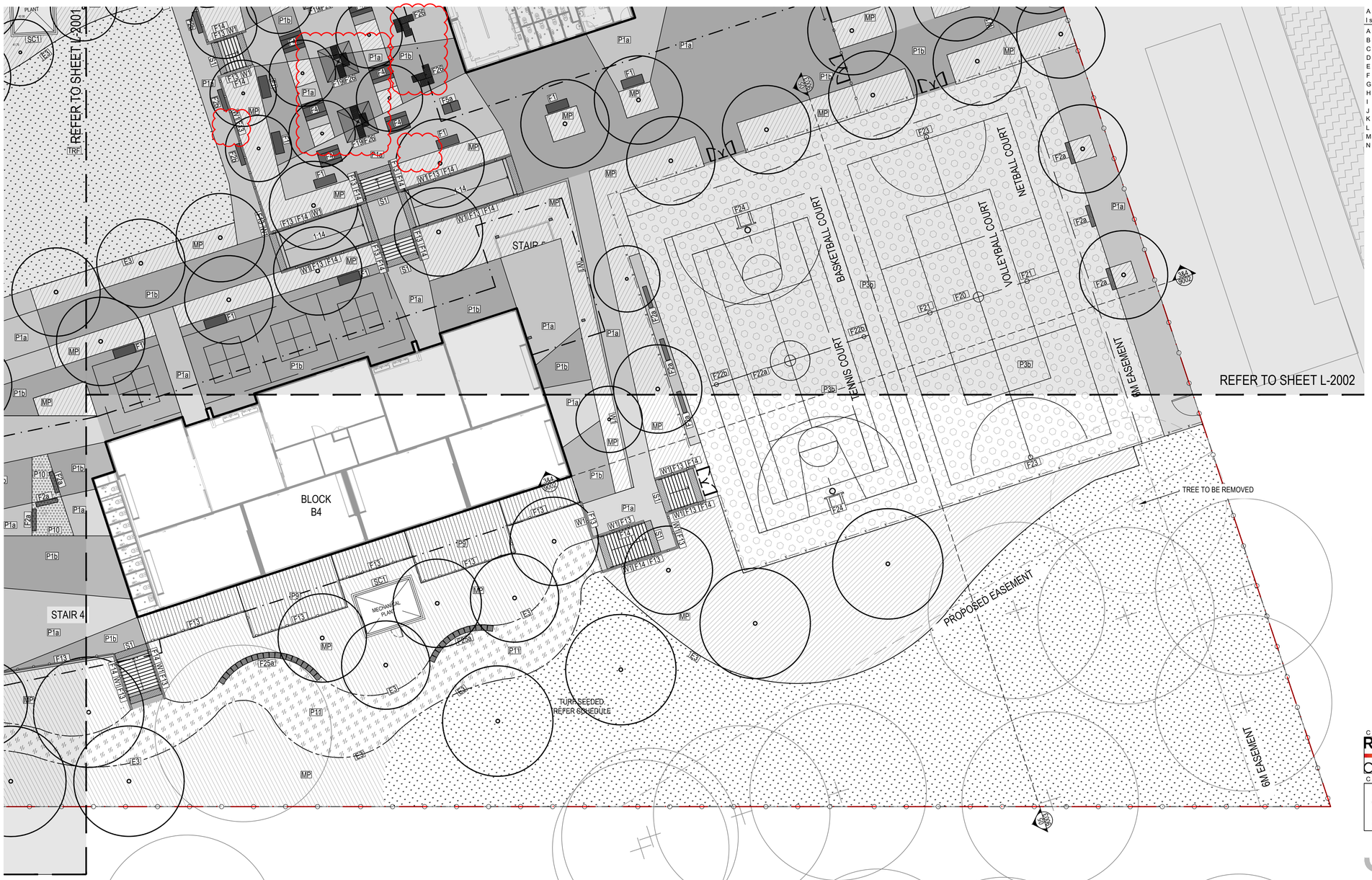

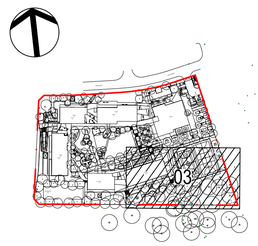

Amendments

Issue	Description	Date
A	FOR COORDINATION	13/05/2019
B	FOR INFORMATION	17/05/2019
C	FOR INFORMATION	29/05/2019
D	FOR INFORMATION	14/06/2019
E	DETAILED DESIGN	21/06/2019
F	FINAL DETAILED DESIGN	12/07/2019
G	DETAILED DESIGN	15/11/2019
H	DETAILED DESIGN	20/11/2019
I	DETAILED DESIGN	25/11/2019
J	DETAILED DESIGN	20/12/2019
K	DETAILED DESIGN	27/07/2020
L	DETAILED DESIGN	13/08/2020
M	DETAILED DESIGN	20/08/2020
N	DETAILED DESIGN	03/09/2020

Contractor
RICHARD CROOKES CONSTRUCTIONS

Client
NSW GOVERNMENT Education

GROUP GSA
Group GSA Pty Ltd ABN 76 002 113 779
Level 7, 80 William St East Sydney NSW Australia 2011 www.groupgsa.com
T +612 9361 4144 F +612 9332 3458
architecture interior design urban design landscape
nom architect M. Sheldon 3990

Project Title
GALUNGARA PUBLIC SCHOOL

Drawing Title
GENERAL ARRANGEMENT PLAN [03]

Scale	1:200 @A1
Drawing created (date)	21/06/2019
By	JG
Plotted and checked by	JH
Verified	FR
Approved	FR

Drawing No	Issue
180645 L-2003	N

File	Plot Date
$FILE$	$DATE$

This drawing is the copyright of Group GSA Pty Ltd and may not be altered, reproduced or transmitted in any form or by any means in part or in whole without the written permission of Group GSA Pty Ltd.

All levels and dimensions are to be checked and verified on site prior to the commencement of any work, making of shop drawings or fabrication of components.
Do not scale drawings. Use figured Dimensions.

LEGEND

SITE BOUNDARY

BUILDING AWNING LINE

SOFTWORKS

EXISTING TREE TO BE RETAINED AND PROTECTED

PROPOSED TREE

TRF SEEDED TURF

MP MASS PLANTING

TREE TO BE REMOVED

PAVING (Refer to Engineer's Documentation)

P1b CONCRETE PAVING TYPE B

P3a ASPHALT

WALLS AND FENCES (Refer to Engineer's Documentation)

W1 BLOCKWORK WALL

FN2 PALISADE FENCE 2150 HIGH

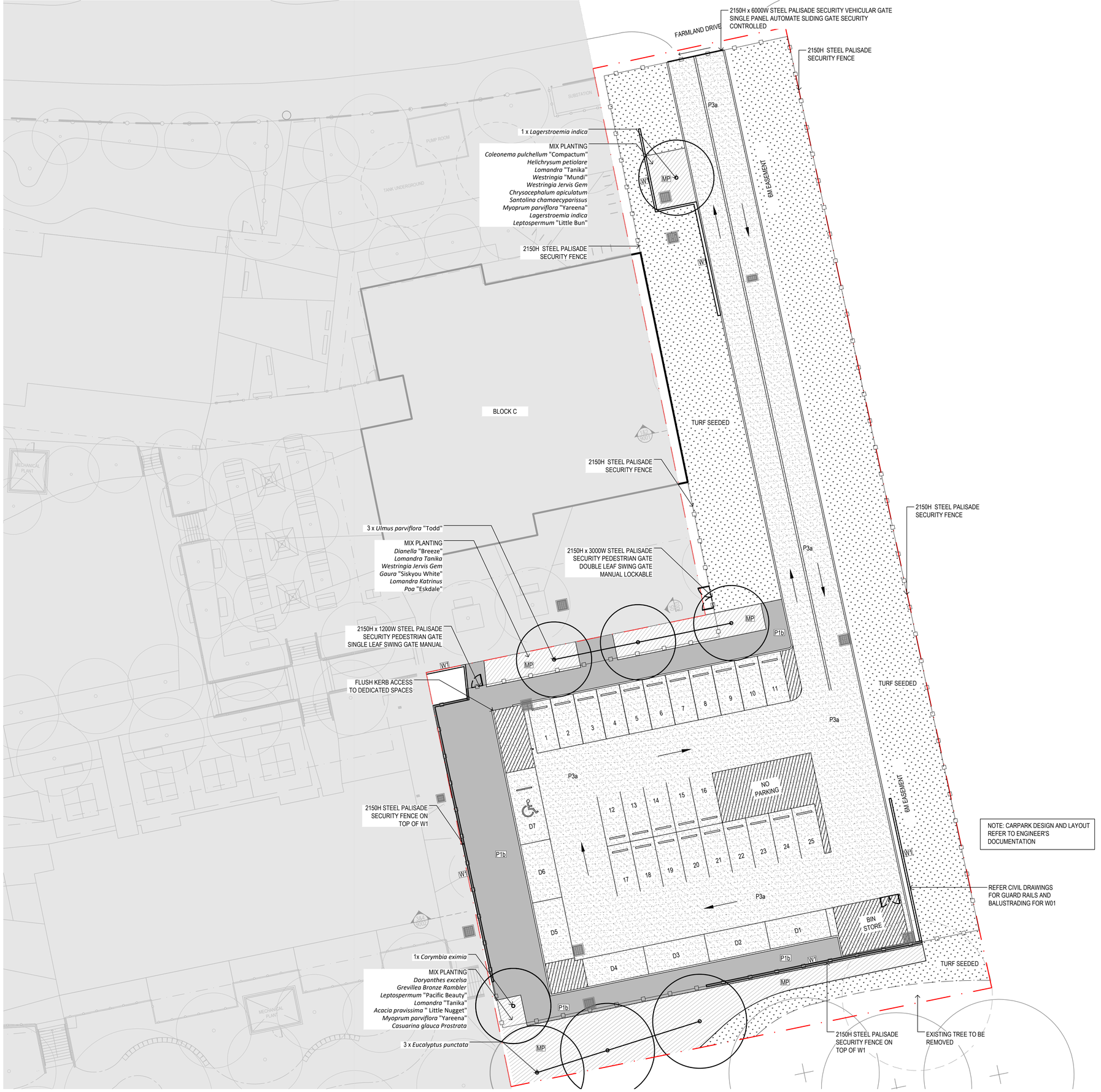

NOTE: CARPARK DESIGN AND LAYOUT REFER TO ENGINEER'S DOCUMENTATION

Amendments

Issue	Description	Date
A	DETAILED DESIGN	27/11/2019
B	UPDATED DETAILED DESIGN	27/04/2020
C	ISSUE FOR CONSTRUCTION	27/08/2020

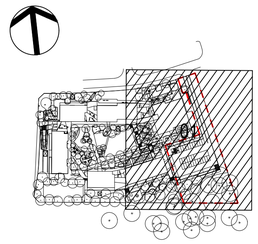

Contractor

RICHARD CROOKES CONSTRUCTIONS

Client

NSW GOVERNMENT Education

GROUP GSA

Group GSA Pty Ltd ABN 76 002 113 779
Level 7, 80 William St East Sydney NSW Australia 2011 www.groupgsa.com

T +612 9361 4144 F +612 9332 3458

architecture interior design urban design landscape
nom architect M. Sheldon 3990

Project Title

GALUNGARA PUBLIC SCHOOL

Drawing Title

GENERAL ARRANGEMENT PLAN - TEMPORARY CARPARK

Scale	1:200 @A1
Drawing created (date)	27/11/2019
By	JG
Plotted and checked by	JG
Verified	FR
Approved	FR

Drawing No	Issue
180645 L-2001	C

File	Plot Date
$FILE$	$DATE$

This drawing is the copyright of Group GSA Pty Ltd and may not be altered, reproduced or transmitted in any form or by any means in part or in whole without the written permission of Group GSA Pty Ltd.
All levels and dimensions are to be checked and verified on site prior to the commencement of any work, making of shop drawings or fabrication of components.
Do not scale drawings. Use figured Dimensions.

LEGEND

- SITE BOUNDARY
- FN1 SCHOOL FENCE 2150 HIGH
- FN2 PALISADE FENCE 2150 HIGH
- FN3 SPORT FENCE 2400 HIGH
- FN4 POOL TYPE FENCE 1200 HIGH

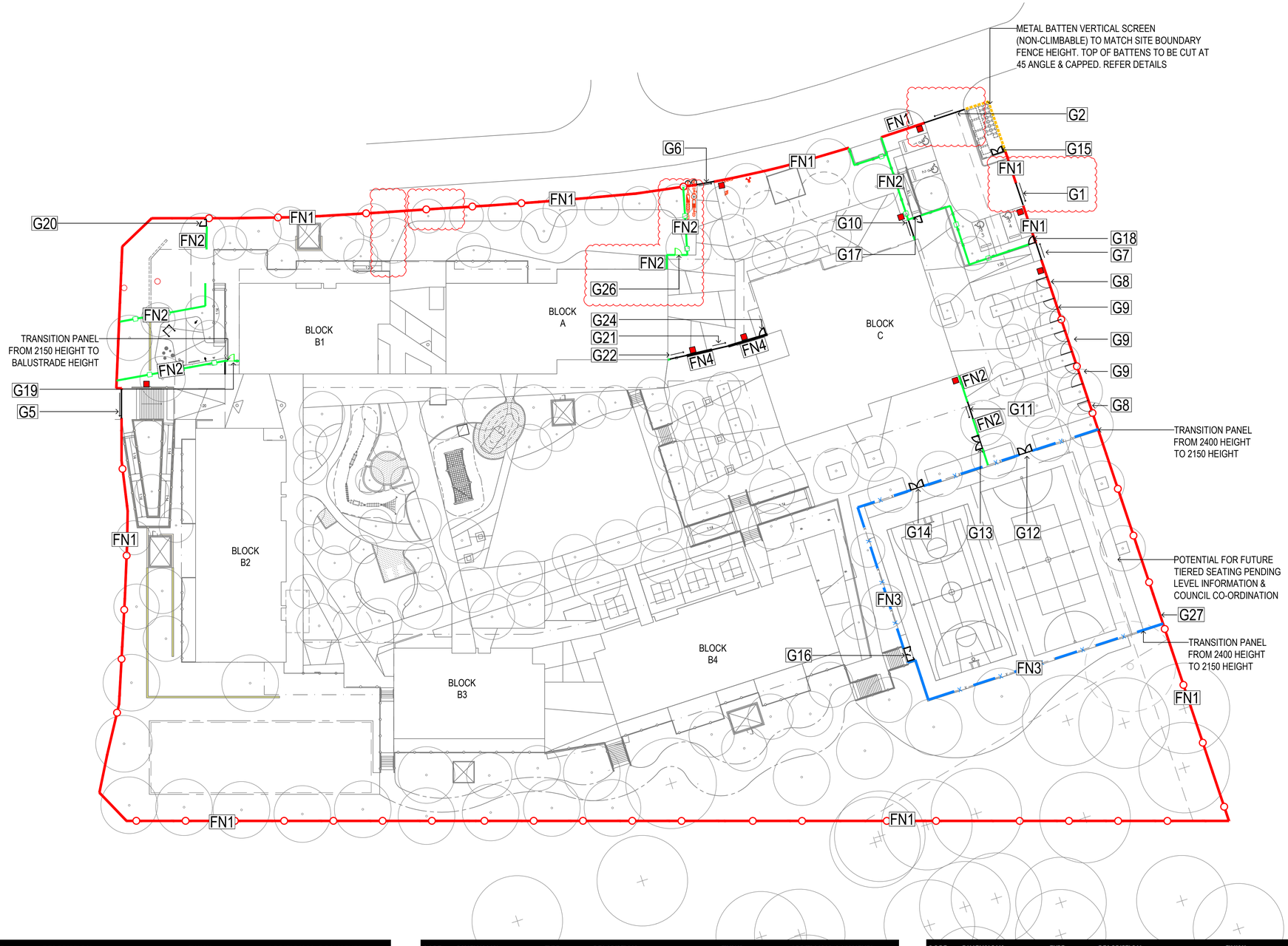

Amendments

Issue	Description	Date
A	DETAILED DESIGN	21/06/2019
B	FINAL DETAILED DESIGN	12/07/2019
C	FINAL DETAILED DESIGN	25/07/2019
D	FINAL DETAILED DESIGN	26/07/2019
E	FINAL DETAILED DESIGN	29/07/2019
F	FINAL DETAILED DESIGN	05/08/2019
G	FINAL DETAILED DESIGN	06/08/2019
H	DETAILED DESIGN	20/11/2019
I	DETAILED DESIGN	25/11/2019
J	DETAILED DESIGN	20/12/2019
K	DETAILED DESIGN	19/02/2020
L	BCA UPDATE	28/05/2020
M	DETAILED DESIGN	20/08/2020

FENCE & GATE SCHEDULE

CODE	DIMENSIONS	TYPE	DESCRIPTION	FINISH	ADDITIONAL COMMENTS
		Motor locations to automatic gates			
FENCES					
FN1	2150mm H	Steel Palisade Security fence	Site Boundary	Powdercoated Colour: Monument	Fence to comply with EFSG standard and details.
FN2	2150mm H	Steel Palisade Security fence	Drop off & Waste management	Powdercoated Colour: Monument	Secondary security line for shared community mode, temporary fencing
FN3	2400mm H	Corromesh Wire Mesh fence	Sports court fencing	Powdercoated Colour: Black	To basketball area
FN4	1200mm H	Metal pool type fence	Site entry between block A & block B	Powdercoated Colour: Monument	Required at every automated, security controlled gate to house motor. Refer Electrical dwgs & spec for all infrastructure requirements
GATES VEHICULAR					
G1	2150mm H x 4500mm min width	Steel Palisade Security Vehicular gate	Single panel automated sliding gate security controlled	Powdercoated Colour: Monument	Refer Electrical dwgs & spec for all infrastructure requirements
G2	2150mm H x 7400mm min width	Steel Palisade Security Vehicular gate	Single panel automated sliding gate security controlled	Powdercoated Colour: Monument	Refer Electrical dwgs & spec for all infrastructure requirements
G5	2150mm H x 5000mm width	Steel Palisade Security Pedestrian gate	Single leaf sliding gate security controlled	Powdercoated Colour: Monument	Refer Electrical dwgs & spec for all infrastructure requirements

CODE	DIMENSIONS	TYPE	DESCRIPTION	FINISH	ADDITIONAL COMMENTS
GATES PEDESTRIAN					
G6	2150mm H x 3000mm width	Steel Palisade Security Pedestrian gate	Single leaf sliding gate security controlled	Powdercoated Colour: Monument	Refer Electrical dwgs & spec for all infrastructure requirements
G7	2150mm H x 3000mm width	Steel Palisade Security Pedestrian gate	Single leaf, sliding gate security controlled	Powdercoated Colour: Monument	Refer Electrical dwgs & spec for all infrastructure requirements
G8 x 2	2150mm H x 2000mm width	Steel Palisade Security Pedestrian gate	Single leaf swing gate manual lockable	Powdercoated Colour: Monument	Refer Specification
G9 x 3	2150mm H x 4000mm width	Steel Palisade Security Pedestrian gate	Double leaf swing gate manual lockable	Powdercoated Colour: Monument	Refer Specification
G10	2150mm H x 3000mm width	Steel Palisade Security Pedestrian gate	Single leaf, sliding gate security controlled	Powdercoated Colour: Monument	Refer Electrical dwgs & spec for all infrastructure requirements
G11	2150mm H x 3000mm width	Steel Palisade Security Pedestrian gate	Single leaf, sliding gate security controlled	Powdercoated Colour: Monument	Refer Electrical dwgs & spec for all infrastructure requirements
G12	2400mm H x 3000mm width	Corromesh Pedestrian gate	Double leaf swing gate manual lockable	Powdercoated Colour: Monument	Refer Specification
G13	2150mm H x 3000mm width	Steel Palisade Security Pedestrian gate	Double leaf swing gate manual lockable	Powdercoated Colour: Monument	Refer Specification
G14	2400mm H x 3000mm width	Corromesh Security Pedestrian gate	Double leaf swing gate manual lockable	Powdercoated Colour: Monument	Refer Specification
G15	2150mm H	Security Pedestrian gate metal batten	Double leaf swing gate manual lockable	Powdercoated Colour: Black	Refer Specification & Bin Screen Detail
G16	2400mm H x 3000mm width	Corromesh Pedestrian gate	Double leaf swing gate manual lockable	Powdercoated Colour: Black	Refer Specification

CODE	DIMENSIONS	TYPE	DESCRIPTION	FINISH	ADDITIONAL COMMENTS
GATES PEDESTRIAN					
G17	2150mm H x 1200 width	Steel Palisade Security Pedestrian gate	Single leaf swing gate manual	Powdercoated Colour: Monument	Refer Specification
G18	2150mm H x 1200 width	Steel Palisade Security Pedestrian gate	Single leaf swing gate manual	Powdercoated Colour: Monument	Refer Specification
G19	2150mm H x 1200 width	Steel Palisade Security Pedestrian gate	Single leaf swing gate manual	Powdercoated Colour: Monument	Refer Specification
G20	2150mm H x 1200mm width	Steel Palisade Security Pedestrian gate	Single leaf swing gate manual	Powdercoated Colour: Monument	Refer Specification
G21	1200mm H x 3000mm width	Metal pallsade pool type	sliding gate security controlled	Powdercoated Colour: Monument	Refer Electrical dwgs & spec for all infrastructure requirements
G22	1200mm H x 3000mm width	Metal pallsade pool type	sliding gate security controlled	Powdercoated Colour: Monument	Refer Electrical dwgs & spec for all infrastructure requirements
G24	1200mm H x 1200mm width	Steel Palisade Security Pedestrian gate	Single leaf swing gate manual lockable	Powdercoated Colour: Monument	Refer Specification
G25	2150mm H x 1200mm width	Steel Palisade Security Pedestrian gate	Single leaf swing gate manual lockable	Powdercoated Colour: Monument	Gate Installed with lever action door hardware to ensure egress to public road
G26	2150mm H x 1200 width	Steel Palisade Security Pedestrian gate	Single leaf swing gate manual	Powdercoated Colour: Monument	Refer Specification
G27	2150mm H x 2000mm width	Steel Palisade Security Pedestrian gate	Single leaf swing gate manual lockable	Powdercoated Colour: Monument	Refer Specification

Contractor
RICHARD CROOKES CONSTRUCTIONS

Client
NSW GOVERNMENT Education

GROUP GSA
Group GSA Pty Ltd ABN 76 002 113 779
Level 7, 80 William St East Sydney NSW Australia 2011 www.groupgsa.com
T +612 9361 4144 F +612 9332 3458
architecture interior design urban design landscape
nom architect M. Sheldon 3990

Project Title
GALUNGARA PUBLIC SCHOOL

Drawing Title
FENCE & GATE PLAN

Scale	1:400 @A1
Drawing created (date)	21/06/2019
By	ZM
Plotted and checked by	ZM
Verified	LI
Approved	FR
Drawing No	180645 L2200
Issue	M
File	$FILE$
Plot Date	$DATE$

This drawing is the copyright of Group GSA Pty Ltd and may not be altered, reproduced or transmitted in any form or by any means in part or in whole without the written permission of Group GSA Pty Ltd.
All levels and dimensions are to be checked and verified on site prior to the commencement of any work, making of shop drawings or fabrication of components.
Do not scale drawings. Use figured Dimensions.

LEGEND

- SITE BOUNDARY
- BUILDING AWNING LINE

LEVELS

- EOW — EXTENT OF WORKS
- EX 6.35 — EXISTING LEVEL
- RL 6.35 — PROPOSED LEVEL
- TOW 6.35 — TOP OF WALL LEVEL
- BOW 6.35 — BOTTOM OF WALL LEVEL
- FFL 6.35 — FINISHED FLOOR LEVEL
- FALL 1:50 — FALL DIRECTION
- 42.00 — PROPOSED CONTOURS REFER TO CIVIL ENGINEER

NOTES:

1. CONTOURS SHOWN SUPPLIED BY CIVIL ENGINEER FOR REFERENCE ONLY. ADDITIONAL SPOT LEVELS ADDED FOR GREATER DETAIL.
2. ALL FOOTPATHS, SOFTFALL AND PLAY MULCH GRADES TO BE IN ACCORDANCE WITH EFSG MAX. AND MIN. GRADES
3. FINISH SURFACE LEVEL AT ALL BUILDING ENTRIES AND DECK INTERFACE TO BE FLUSH. REFER TO ARCHITECT THRESHOLD DETAILS.

Amendments

Issue	Description	Date
A	FOR INFORMATION	14/06/2019
B	DETAILED DESIGN	21/06/2019
C	FINAL DETAILED DESIGN	12/07/2019
D	DETAILED DESIGN	15/11/2019
E	DETAILED DESIGN	20/12/2019
F	DETAILED DESIGN	19/02/2020
G	DETAILED DESIGN	27/07/2020
H	DETAILED DESIGN	20/08/2020

Contractor
RICHARD CROOKES CONSTRUCTIONS

Client
NSW GOVERNMENT Education

GROUP GSA

Group GSA Pty Ltd ABN 76 002 113 779
Level 7, 80 William St East Sydney NSW Australia 2011 www.groupgsa.com
T +612 9361 4144 F +612 9332 3458
architecture interior design urban design landscape
nom architect M. Sheldon 3990

Project Title
GALUNGARA PUBLIC SCHOOL

Drawing Title
LEVELS & GRADING [01]

Scale	1:200 @A1
Drawing created (date)	21/06/2019
By	JG
Plotted and checked by	JH
Verified	FR
Approved	FR

Drawing No	Issue
180645 L-3001	H

File	Plot Date
$FILE$	$DATE$

This drawing is the copyright of Group GSA Pty Ltd and may not be altered, reproduced or transmitted in any form or by any means in part or in whole without the written permission of Group GSA Pty Ltd.
All levels and dimensions are to be checked and verified on site prior to the commencement of any work, making of shop drawings or fabrication of components.
Do not scale drawings. Use figured Dimensions.

LEGEND

- SITE BOUNDARY
- BUILDING AWNING LINE

LEVELS

- EXTENT OF WORKS — EOW
- EXISTING LEVEL — EX 6.35
- PROPOSED LEVEL — RL 6.35
- TOP OF WALL LEVEL — TOW 6.35
- BOTTOM OF WALL LEVEL — BOW 6.35
- FINISHED FLOOR LEVEL — FFL 6.35
- FALL DIRECTION — FALL 1:50
- PROPOSED CONTOURS REFER TO CIVIL ENGINEER — 42.00

NOTES:

1. CONTOURS SHOWN SUPPLIED BY CIVIL ENGINEER FOR REFERENCE ONLY. ADDITIONAL SPOT LEVELS ADDED FOR GREATER DETAIL.
2. ALL FOOTPATHS, SOFTFALL AND PLAY MULCH GRADES TO BE IN ACCORDANCE WITH EFSG MAX. AND MIN. GRADES
3. FINISH SURFACE LEVEL AT ALL BUILDING ENTRIES AND DECK INTERFACE TO BE FLUSH. REFER TO ARCHITECT THRESHOLD DETAILS.

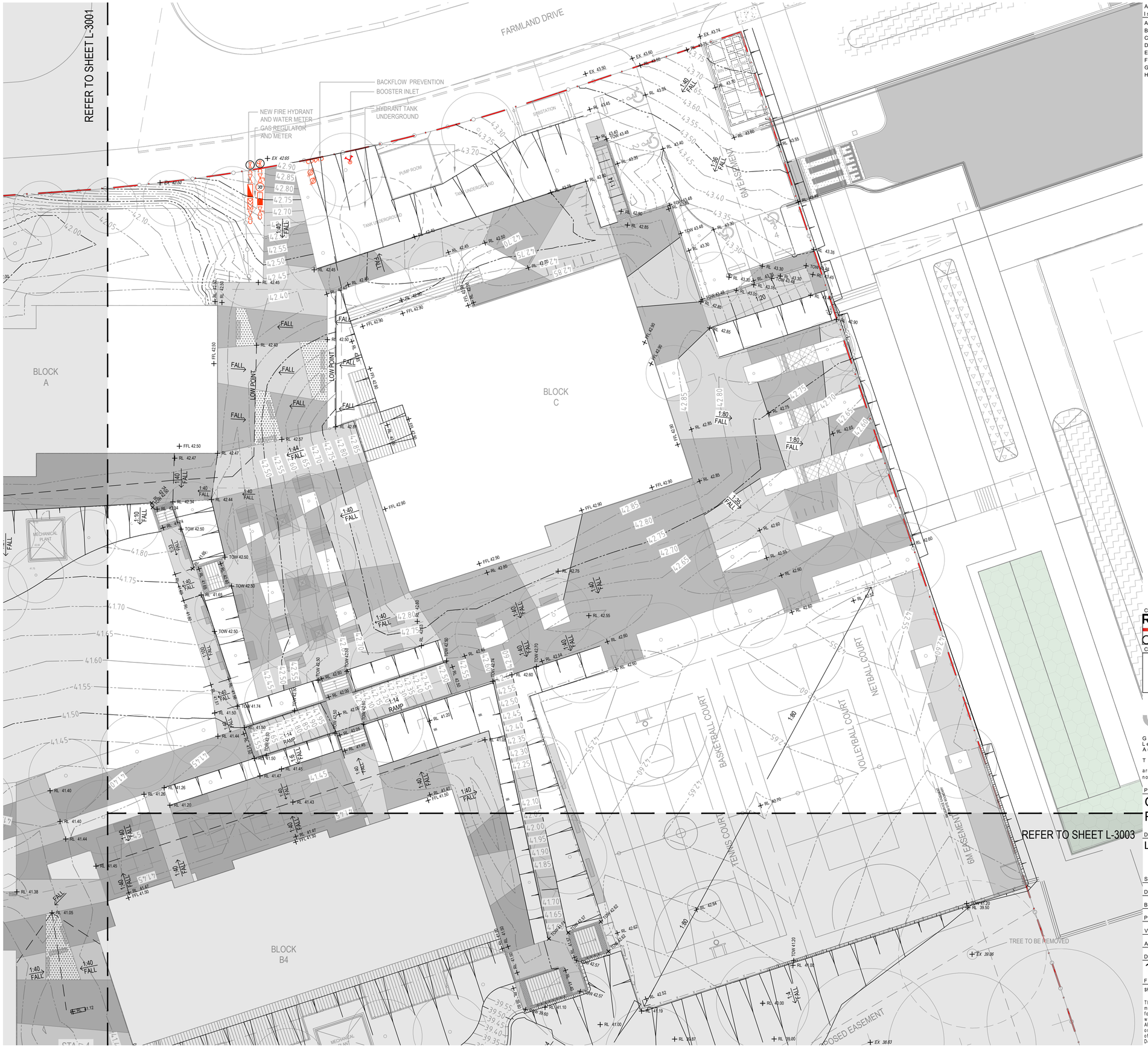

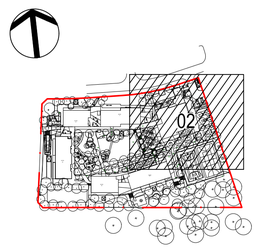

Amendments

Issue	Description	Date
A	FOR COORDINATION	13/05/2019
B	DETAILED DESIGN	21/06/2019
C	FINAL DETAILED DESIGN	12/07/2019
D	DOC REVISION	1/10/2019
E	DETAILED DESIGN	15/11/2019
F	DETAILED DESIGN	20/12/2019
G	DETAILED DESIGN	27/07/2020
H	DETAILED DESIGN	20/08/2020

Contractor
RICHARD CROOKES CONSTRUCTIONS

Client
NSW GOVERNMENT Education

GROUP GSA

Group GSA Pty Ltd ABN 76 002 113 779
Level 7, 80 William St East Sydney NSW Australia 2011 www.groupgsa.com
T +612 9361 4144 F +612 9332 3458
architecture interior design urban design landscape
nom architect M. Sheldon 3990

Project Title
GALUNGARA PUBLIC SCHOOL

Drawing Title
LEVELS & GRADING [02]

Scale	1:200 @A1
Drawing created (date)	21/06/2019
By	JG
Plotted and checked by	JH
Verified	FR
Approved	FR
Drawing No	180645 L-3002
Issue	H
File	$FILE$
Plot Date	$DATE$

This drawing is the copyright of Group GSA Pty Ltd and may not be altered, reproduced or transmitted in any form or by any means in part or in whole without the written permission of Group GSA Pty Ltd.
All levels and dimensions are to be checked and verified on site prior to the commencement of any work, making of shop drawings or fabrication of components.
Do not scale drawings. Use figured Dimensions.

LEGEND

- SITE BOUNDARY
- BUILDING AWNING LINE

LEVELS

- EOW — EXTENT OF WORKS
- EX 6.35 — EXISTING LEVEL
- RL 6.35 — PROPOSED LEVEL
- TOW 6.35 — TOP OF WALL LEVEL
- BOW 6.35 — BOTTOM OF WALL LEVEL
- FFL 6.35 — FINISHED FLOOR LEVEL
- FALL 1:50 — FALL DIRECTION
- 42.00 — PROPOSED CONTOURS REFER TO CIVIL ENGINEER

NOTES:

1. CONTOURS SHOWN SUPPLIED BY CIVIL ENGINEER FOR REFERENCE ONLY. ADDITIONAL SPOT LEVELS ADDED FOR GREATER DETAIL.
2. ALL FOOTPATHS, SOFTFALL AND PLAY MULCH GRADES TO BE IN ACCORDANCE WITH EFSG MAX. AND MIN. GRADES
3. FINISH SURFACE LEVEL AT ALL BUILDING ENTRIES AND DECK INTERFACE TO BE FLUSH. REFER TO ARCHITECT THRESHOLD DETAILS.

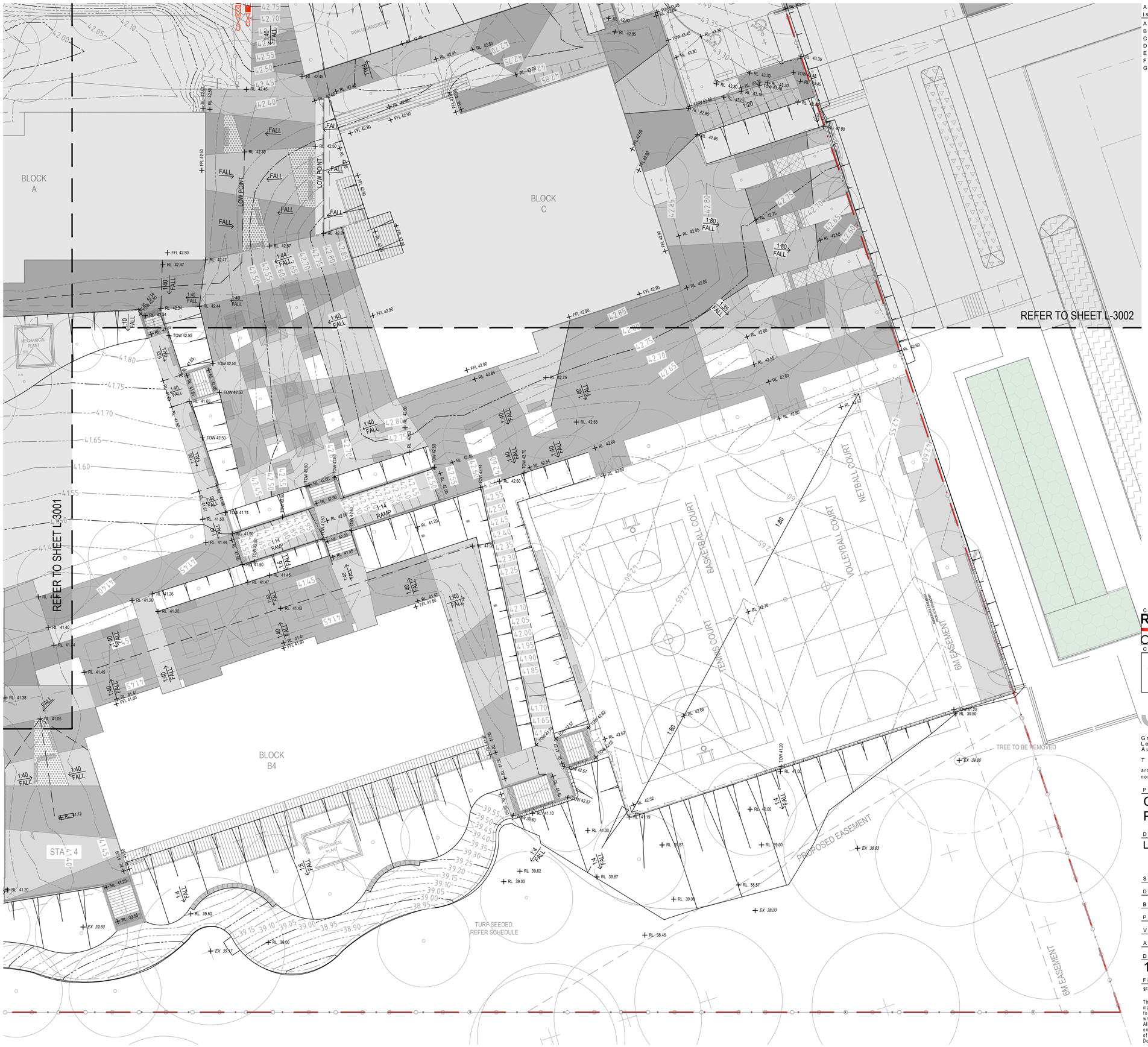

Amendments

Issue	Description	Date
A	FOR COORDINATION	13/05/2019
B	DETAILED DESIGN	21/06/2019
C	FINAL DETAILED DESIGN	12/07/2019
D	DETAILED DESIGN	15/11/2019
E	DETAILED DESIGN	20/12/2019
F	DETAILED DESIGN	27/07/2020
G	DETAILED DESIGN	20/08/2020

Contractor
RICHARD CROOKES CONSTRUCTIONS

Client
NSW GOVERNMENT Education

GROUP GSA

Group GSA Pty Ltd ABN 76 002 113 779
Level 7, 80 William St East Sydney NSW Australia 2011 www.groupgsa.com
T +612 9361 4144 F +612 9332 3458
architecture interior design urban design landscape
nom architect M. Sheldon 3990

Project Title
GALUNGARA PUBLIC SCHOOL

Drawing Title
LEVELS & GRADING [03]

Scale	1:200 @A1
Drawing created (date)	21/06/2019
By	JG
Plotted and checked by	JH
Verified	FR
Approved	FR

Drawing No	Issue
180645 L-3003	G

File	Plot Date
$FILE$	$DATE$

This drawing is the copyright of Group GSA Pty Ltd and may not be altered, reproduced or transmitted in any form or by any means in part or in whole without the written permission of Group GSA Pty Ltd.
All levels and dimensions are to be checked and verified on site prior to the commencement of any work, making of shop drawings or fabrication of components.
Do not scale drawings. Use figured Dimensions.

LEGEND

- SITE BOUNDARY
- BUILDING AWNING LINE

LEVELS

- EXTENT OF WORKS — EOW
- EXISTING LEVEL — EX 6.35
- PROPOSED LEVEL — RL 6.35
- TOP OF WALL LEVEL — TOW 6.35
- BOTTOM OF WALL LEVEL — BOW 6.35
- FINISHED FLOOR LEVEL — FFL 6.35
- FALL DIRECTION — FALL 1:50
- PROPOSED CONTOURS REFER TO CIVIL ENGINEER — 42.00

NOTES:

1. CONTOURS SHOWN SUPPLIED BY CIVIL ENGINEER FOR REFERENCE ONLY. ADDITIONAL SPOT LEVELS ADDED FOR GREATER DETAIL.
2. ALL FOOTPATHS, SOFTFALL AND PLAY MULCH GRADES TO BE IN ACCORDANCE WITH EFSG MAX. AND MIN. GRADES
3. FINISH SURFACE LEVEL AT ALL BUILDING ENTRIES AND DECK INTERFACE TO BE FLUSH. REFER TO ARCHITECT THRESHOLD DETAILS.

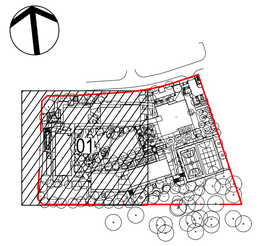

Amendments

Issue	Description	Date
A	FINAL DETAILED DESIGN	12/07/2019
B	DETAILED DESIGN	27/07/2020
C	DETAILED DESIGN	20/08/2020

Contractor
RICHARD CROOKES CONSTRUCTIONS

Client
NSW GOVERNMENT Education

GROUP GSA
Group GSA Pty Ltd ABN 76 002 113 779
Level 7, 80 William St East Sydney NSW Australia 2011 www.groupgsa.com
T +612 9361 4144 F +612 9332 3458
architecture interior design urban design landscape
from architect M. Sheldon 3990

Project Title
GALUNGARA PUBLIC SCHOOL

Drawing Title
SETOUT PLAN

Scale	1:200 @A1
Drawing created (date)	11/07/2019
By	ZM
Plotted and checked by	JG
Verified	FR
Approved	FR
Drawing No	180645 L-4001
Issue	C
File	$FILE$
Plot Date	$DATE$

This drawing is the copyright of Group GSA Pty Ltd and may not be altered, reproduced or transmitted in any form or by any means in part or in whole without the written permission of Group GSA Pty Ltd.
All levels and dimensions are to be checked and verified on site prior to the commencement of any work, making of shop drawings or fabrication of components.
Do not scale drawings. Use figured Dimensions.

LEGEND

- SITE BOUNDARY
- BUILDING AWNING LINE

LEVELS

- EOW — EXTENT OF WORKS
- EX 6.35 — EXISTING LEVEL
- RL 6.35 — PROPOSED LEVEL
- TOW 6.35 — TOP OF WALL LEVEL
- BOW 6.35 — BOTTOM OF WALL LEVEL
- FFL 6.35 — FINISHED FLOOR LEVEL
- FALL 1:50 — FALL DIRECTION
- 42.00 — PROPOSED CONTOURS REFER TO CIVIL ENGINEER

NOTES:

1. CONTOURS SHOWN SUPPLIED BY CIVIL ENGINEER FOR REFERENCE ONLY. ADDITIONAL SPOT LEVELS ADDED FOR GREATER DETAIL.
2. ALL FOOTPATHS, SOFTFALL AND PLAY MULCH GRADES TO BE IN ACCORDANCE WITH EFSG MAX. AND MIN. GRADES
3. FINISH SURFACE LEVEL AT ALL BUILDING ENTRIES AND DECK INTERFACE TO BE FLUSH. REFER TO ARCHITECT THRESHOLD DETAILS.

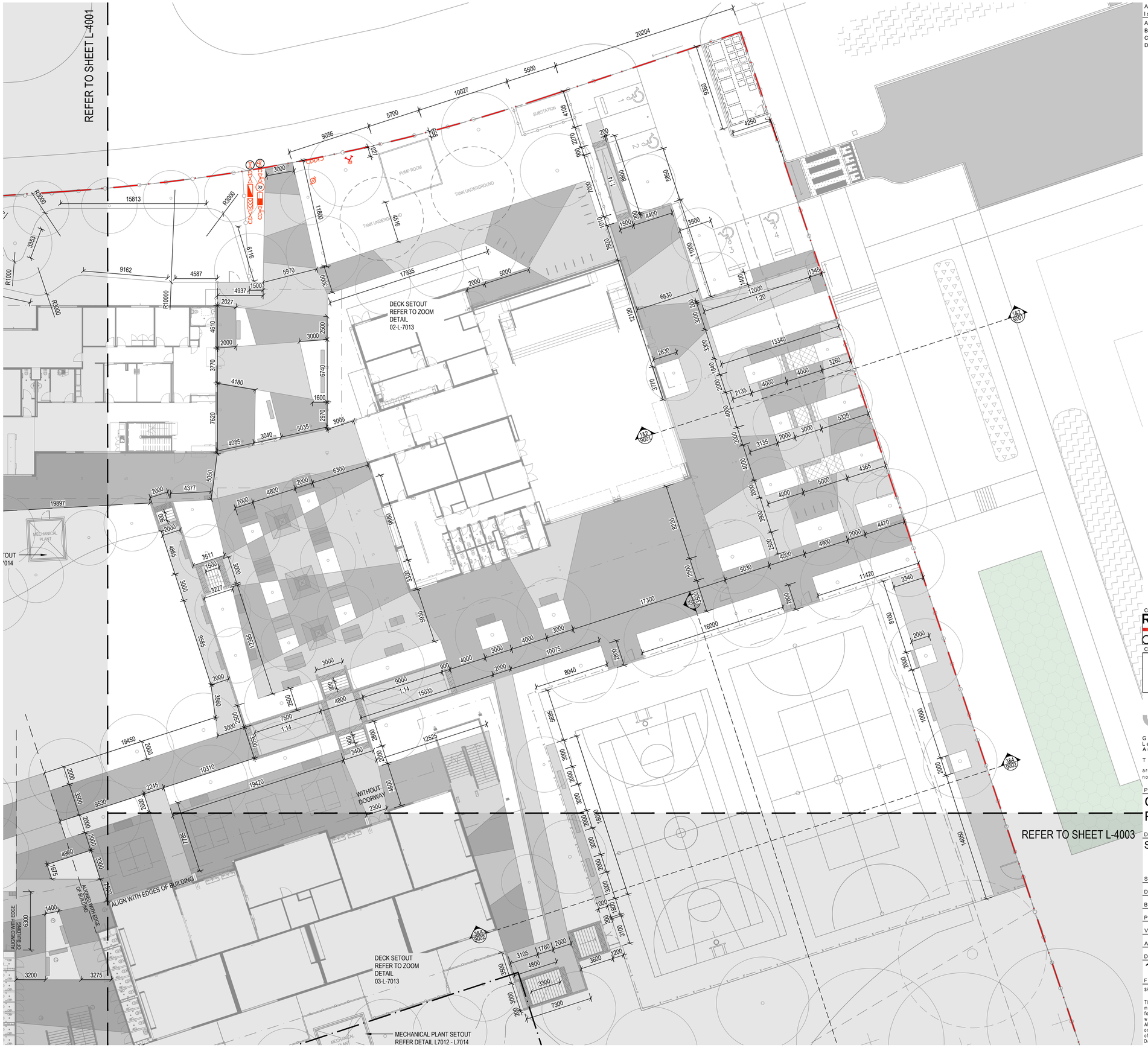

Amendments

Issue	Description	Date
A	FINAL DETAILED DESIGN	12/07/2019
B	DOC REVISION	1/10/2019
C	DETAIL DESIGN	27/07/2020
D	DETAILED DESIGN	20/08/2020

Contractor
RICHARD CROOKES CONSTRUCTIONS

Client
NSW GOVERNMENT Education

GROUP GSA

Group GSA Pty Ltd ABN 76 002 113 779
Level 7, 80 William St East Sydney NSW Australia 2011 www.groupgsa.com

T +612 9361 4144 F +612 9332 3458

architecture interior design urban design landscape
nom architect M. Sheldon 3990

Project Title
GALUNGARA PUBLIC SCHOOL

Drawing Title
SETOUT PLAN

Scale	1:200 @A1
Drawing created (date)	11/07/2019
By	ZM
Plotted and checked by	JG
Verified	FR
Approved	FR

Drawing No	Issue
180645 L-4002	D

File	Plot Date
$FILE$	$DATE$

This drawing is the copyright of Group GSA Pty Ltd and may not be altered, reproduced or transmitted in any form or by any means in part or in whole without the written permission of Group GSA Pty Ltd.
All levels and dimensions are to be checked and verified on site prior to the commencement of any work, making of shop drawings or fabrication of components.
Do not scale drawings. Use figured Dimensions.

LEGEND

- SITE BOUNDARY
- BUILDING AWNING LINE

LEVELS

- EOW — EXTENT OF WORKS
- EX 6.35 — EXISTING LEVEL
- RL 6.35 — PROPOSED LEVEL
- TOW 6.35 — TOP OF WALL LEVEL
- BOW 6.35 — BOTTOM OF WALL LEVEL
- FFL 6.35 — FINISHED FLOOR LEVEL
- FALL 1:50 — FALL DIRECTION
- 42.00 — PROPOSED CONTOURS REFER TO CIVIL ENGINEER

NOTES:

1. CONTOURS SHOWN SUPPLIED BY CIVIL ENGINEER FOR REFERENCE ONLY. ADDITIONAL SPOT LEVELS ADDED FOR GREATER DETAIL.
2. ALL FOOTPATHS, SOFTFALL AND PLAY MULCH GRADES TO BE IN ACCORDANCE WITH EFSG MAX. AND MIN. GRADES
3. FINISH SURFACE LEVEL AT ALL BUILDING ENTRIES AND DECK INTERFACE TO BE FLUSH. REFER TO ARCHITECT THRESHOLD DETAILS.

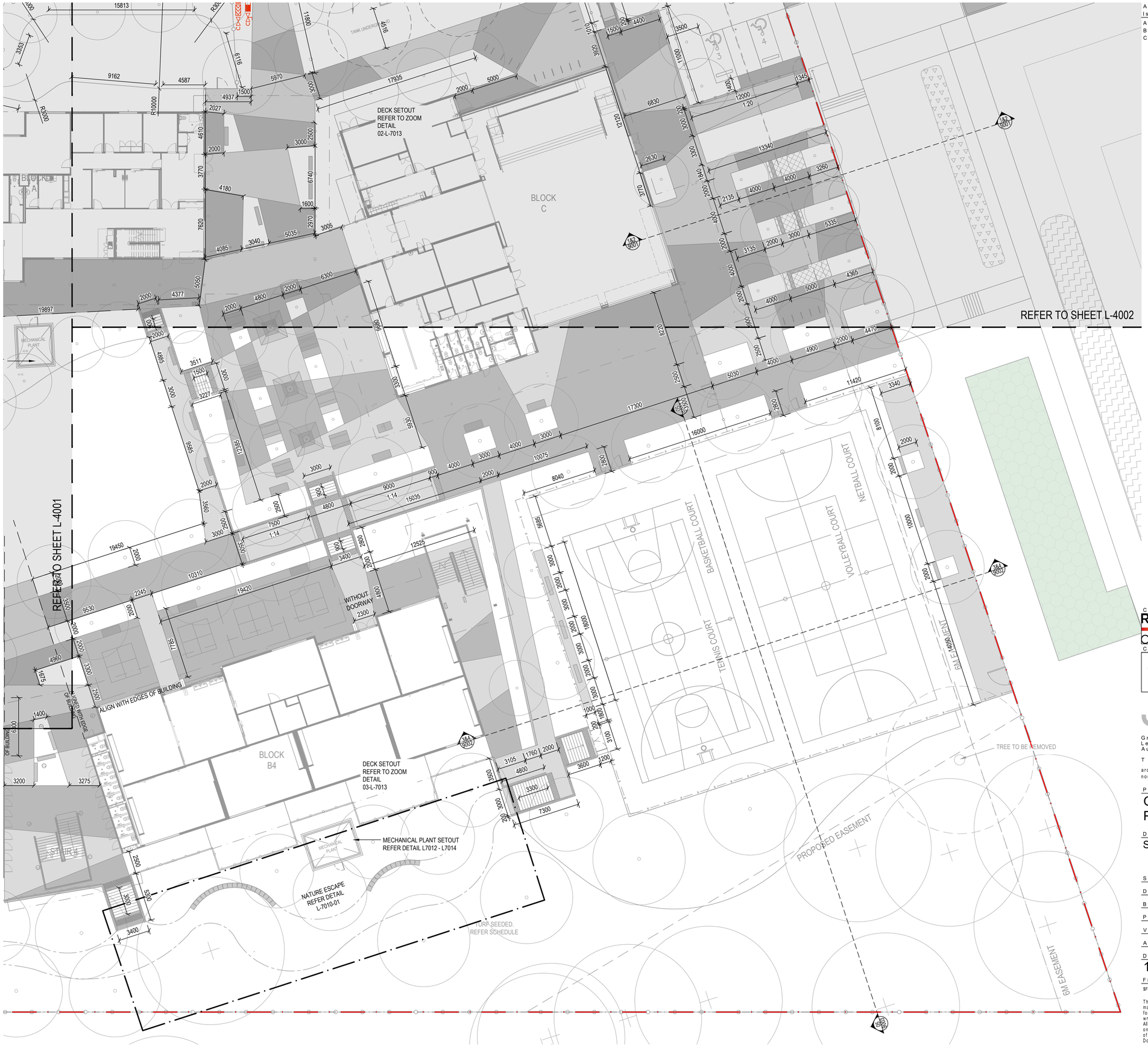

Amendments

Issue	Description	Date
A	FINAL DETAILED DESIGN	12/07/2019
B	DETAILED DESIGN	27/07/2020
C	DETAILED DESIGN	20/08/2020

Contractor
RICHARD CROOKES CONSTRUCTIONS

Client
NSW GOVERNMENT Education

GROUP GSA

Group GSA Pty Ltd ABN 76 002 113 779
Level 7, 80 William St East Sydney NSW Australia 2011 www.groupgsa.com

T +612 9361 4144 F +612 9332 3458

architecture interior design urban design landscape
nom architect M. Sheldon 3990

Project Title
GALUNGARA PUBLIC SCHOOL

Drawing Title
SETOUT PLAN

Scale	1:200 @A1
Drawing created (date)	11/07/2019
By	ZM
Plotted and checked by	JG
Verified	FR
Approved	FR
Drawing No	180645 L-4003
Issue	C
File	$FILE$
Plot Date	$DATE$

This drawing is the copyright of Group GSA Pty Ltd and may not be altered, reproduced or transmitted in any form or by any means in part or in whole without the written permission of Group GSA Pty Ltd.
All levels and dimensions are to be checked and verified on site prior to the commencement of any work, making of shop drawings or fabrication of components.
Do not scale drawings. Use figured Dimensions.

CODE	BOTANICAL NAME	COMMON NAME	POT SIZE	Mature Size H x W	PLANT SPACING	NUMBER
TREES						
As	Acmena smithii 'Firescreen'	Lilly Pilly	400L		As shown	5
Bl	Banksia integrifolia	Coastal Banksia	100L		As shown	7
BnD	Lagerstroemia natchez	Crepe myrtle	200L		As shown	10
Cf	Corymbia ficifolia	Grafted Eucalypt	45L		As shown	4
Cm	Corymbia maculata	Spotted Gum	45L		As shown	8
CS	Callistemon salignus	White Bottlebrush	45L		As shown	5
Cx	Corymbia eximia	Yellow Bloodwood	45L		As shown	11
CxN	Corymbia eximia "Nana"	Dwarf Yellow Bloodwood	45L		As shown	5
Ec	Eucalyptus crebra	Narrow leaved Ironbark	75L		As shown	8
Ep	Eucalyptus punctata	Grey Gum	75L		As shown	12
Epa	Eucalyptus sideroxylon	Mugga ironbark	45L		As shown	6
FU	Fraxinus "Urbanite"	Urban Ash	200L		As shown	14
Li	Lagerstroemia indica	Crepe myrtle	200L		As shown	6
Lp	Leptospermum petersonii	Lemon scented tea tree	45L		As shown	6
Ml	Melaleuca linariifolia	Narrow-Leaved Paperbark	100L		As shown	8
Up	Ulmus parviflora "Todd"	Chinese Elm	200L		As shown	26
CODE	BOTANICAL NAME	COMMON NAME	POT SIZE	Mature Size H x W	PLANT SPACING	NUMBER
SHRUBS						
AER	Aloe "Erik the Red"	Tree Aloe cultivar	200mm	2 x 2	1.55/m²	71
ApLN	Acacia pravissima " Little Nugget"	Dwarf wattle	200mm	1 x 1	1.55/m²	46
BE	Banksia ericifolia	Heath Banksia	200mm	4 x 3	0.25/m²	29
Br	Banksia robur	Swamp banksia	200mm	2 x 1.5	1.55/m²	75
BvD	Baeckea virgata "Dwarf"	Dwarf baeckea	200mm	0.3 x 0.5	6.25/m²	79
CAW	Callistemon "Anzac White"	Bottlebrush	200mm	1 x 2	1/m²	62
CCP	Callistemon " Candy Pink"	Bottlebrush	200mm	3 x 2	1/m²	144
CE	Callistemon Endeavour	Bottlebrush	200mm	2 x 2	0.44/m²	168
CGW	Casuarina Green Wave	She oak cultivar	200mm	1.5 x 1.5	2.04/m²	480
CH	Callistemon citrinus 'Kings Park Special'	Bottlebrush	45L	2 x 2	0.44/m²	34
CLJ	Callistemon "Little John"	Dwarf Bottlebrush	200mm	0.8 x 0.8	2.04/m²	46
Cp	Coleonema pulchellum "Compactum"	Dwarf Pink Diosma	200mm	0.7 x 0.7	4/m²	722
De	Doryanthes excelsa	Gymea Lily	25L	2 x 2	1/m²	102
GRG	Grevillea Robyn Gordon	Spiderflower	200mm	1.5 x 1.5	1/m²	27
GS	Grevillea Superb	Spiderflower	200mm	1.5 x 1.5	1/m²	80
GSW	Gaura "Siskiyou White"	Butterfly bush	140mm	0.7 x 0.9	6.25/m²	220
Hp	Helichrysum petiolare	Licorice Plant	140mm	0.5 x 1.5	1/m²	321
HpL	Helichrysum petiolare 'Limelight'	Licorice Plant	140mm	0.5 x 1.5	1/m²	20
Js	Jacksonia scoparia	Native Broom	50mm	4 x 3	1/m²	5
LA	Lavender avonview	Avonview lavender	140mm	0.8 x 0.6	6.25/m²	14
LK	Lomandra Katrinus	Mat Rush	140mm	0.7 x 0.6	11.11/m²	103
LLB	Leptospermum "Little Bun"	Tea tree cultivar	140mm	0.75 x 1	4/m²	401
LPB	Leptospermum "Pacific Beauty"	Tea tree	200mm	1 x 1.5	1.55/m²	218
MCT	Melaleuca "Claret Tops"	Claret tops	200mm	1 x 0.8	2.77/m²	303
MiVC	Leucophyta brownii	Cushion Bush	140mm	1 x 1	6.25/m²	44
MP	Murraya paniculata	Orange jessamine	200mm	4 x 3	1/m²	16
PA	Plectranthus argentatus	Silver spurflower	140mm	1 x 1.5	2.04/m²	56
PC	Pelargonium citronellum	Lemon-scented pelargonium	140mm	1.2 x 1.2	6.25/m²	16
PmP	Philotheca myoporoides Profusion	Wax flower	140mm	1 x 1	1.55/m²	230
PX	Philodendron 'Xanadu'	Dwarf Philodendron	200mm	1 x 1	4/m²	232
RE	Rhapis excelsa	Broadleaf lady palm	200mm	4 x 3	0.64/m²	4
RTB	Rosmarinus "Tuscan Blue"	Rosemary	140mm	1.5 x 1.2	6.25/m²	37
SW	Salvia waverly	Waverly	140mm	1.2 x 1.2	2.04/m²	199
WF	Westringia fruticosa	Coastal Rosemary	200mm	1.5 x 1.5	1.55/m²	515
WJG	Westringia Jervis Gem	Jervis coastal rosemary	200mm	1 x 1	1.55/m²	384
WM	Westringia "Mundi"	Coastal Rosemary culivar	200mm	0.5 x1.5	1.55/m²	306
CODE	BOTANICAL NAME	COMMON NAME	POT SIZE	Mature Size H x W	PLANT SPACING	NUMBER
GROUNDCOVERS & GRASSES						
Ca	Chrysocephalum apiculatum	Yellow buttons	140mm	0.3 x 1	2.77/m²	199
Cg	Carpobrotus glaucescens*	Pigface	140mm	0.2 x 2	4/m²	1928
CgP	Casuarina glauca Prostrata	Cousin It	140mm	0.15 x 3	1.55/m²	302
DB	Dianella "Breeze"*	Dianella	140mm	0.6 x 0.6	11.11/m²	5496
GBR	Grevillea Bronze Rambler	Prostrate Spiderflower	140mm	0.4 x 3	1/m²	142
GpRM	Grevillea poorinda Royal mantle	Prostrate Spiderflower	140mm	0.1 x 2	1/m²	51
LT	Lomandra Tanika*	Mat rush	140mm	0.5 x 0.5	11.11/m²	8948
MpY	Myoprum parviflora "Yareena"	Creeping Boobialla	140mm	0.1 x 1	2.77/m²	547
PE	Poa labillardieri	Poa	140mm	0.8 x 0.4	11.11/m²	698
Sc	Santolina chamaecyparissus	Cotton Lavender	140mm	0.6 x 2	2.77/m²	120

CODE	BOTANICAL NAME	COMMON NAME	POT SIZE	Mature Size H x W	PLANT SPACING	NUMBER	PERCENTAGE DESCRIPTION
Planting Mix A							
Cp	Coleonema pulchellum "Compactum"	Dwarf Pink Diosma	200mm	0.7 x 0.7	4/m²	187	10%
Hp	Helichrysum petiolare	Licorice Plant	140mm	0.5 x 1.5	1.55/m²	147	20%
LLB	Leptospermum "Little Bun"	Tea tree cultivar	140mm	0.75 x 1	4/m²	364	20%
LT	Lomandra "Tanika"*	Mat Rush	140mm	0.5 x 0.5	11.11/m²	3980	20%
WM	Westringia "Mundi"	Coastal Rosemary culivar	200mm	0.5 x1.5	1.55/m²	214	30%
CODE	BOTANICAL NAME	COMMON NAME	POT SIZE	Mature Size H x W	PLANT SPACING	NUMBER	PERCENTAGE DESCRIPTION
Planting Mix F							
DB	Dianella "Breeze"*	Dianella	140mm	0.7 x 0.6	11.11/m²	4424	20%
GSW	Gaura "Siskiyou White"	Butterfly bus	140mm	0.7 x 0.9	6.25/m²	215	15%
LT	Lomandra "Tanika"*	Mat Rush	140mm	0.5 x 0.5	1.55/m²	640	25%
LK	Lomandra Katrinus*	Spiny Headed Mat-rush	140mm	0.7 x 0.6	1.55/m²	440	15%
PE	Poa labillardieri	Poa	140mm	0.8 x 0.4	11.11/m²	372	15%

*Carpobrotus glaucescens(Cg), Dianella "Breeze" (DB), Lomandra Tanika(LT), Lomandra Katrinus(LK) SPECIES, WILL BE SUPPLIED AS TUBE STOCK INSTEAD OF 140MM POT SIZE. THIS WILL INCREASE NUMBERS BY A FACTOR OF 4. REFER PLANTING SCHEDULE.

Amendments

Issue	Description	Date
A	FOR COORDINATION	09/05/2019
B	DETAILED DESIGN	21/06/2019
C	FINAL DETAILED DESIGN	12/07/2019
D	DETAILED DESIGN	15/11/2019
E	DETAILED DESIGN	20/12/2019
F	DETAILED DESIGN	19/02/2020
G	DETAILED DESIGN	16/07/2020
H	DETAILED DESIGN	20/08/2020

Contractor
RICHARD CROOKES CONSTRUCTIONS

Client
NSW GOVERNMENT Education

GROUP GSA
Group GSA Pty Ltd ABN 76 002 113 779
Level 7, 80 William St East Sydney NSW Australia 2011 www.groupgsa.com
T +612 9361 4144 F +612 9332 3458
architecture interior design urban design landscape
nom architect M. Sheldon 3990

Project Title
GALUNGARA PUBLIC SCHOOL

Drawing Title
PLANTING SCHEDULE

Scale 1:200 @A1
Drawing created (date) 21/06/2019
By JG
Plotted and checked by JH
Verified FR
Approved FR
Drawing No 180645 L5000
Issue H
File $FILE$
Plot Date $DATE$

This drawing is the copyright of Group GSA Pty Ltd and may not be altered, reproduced or transmitted in any form or by any means in part or in whole without the written permission of Group GSA Pty Ltd.
All levels and dimensions are to be checked and verified on site prior to the commencement of any work, making of shop drawings or fabrication of components.
Do not scale drawings. Use figured Dimensions.

LEGEND

SITE BOUNDARY

BUILDING AWNING LINE

SOFTWORKS

EXISTING TREE TO BE RETAINED AND PROTECTED

PROPOSED TREE
REFER SCHEDULE AND SPECIFICATION

PLANTING
REFER SCHEDULE AND SPECIFICATION

TRF TURF
REFER SCHEDULE AND SPECIFICATION

*Carpobrotus glaucescens(Cg), Dianella "Breeze" (DB), Lomandra Tanika(LT), Lomandra Katrinus(LK) SPECIES, WILL BE SUPPLIED AS TUBE STOCK INSTEAD OF 140MM POT SIZE. THIS WILL INCREASE NUMBERS BY A FACTOR OF 4. REFER PLANTING SCHEDULE.

Amendments

Issue	Description	Date
A	FOR COORDINATION	14/06/2019
B	DETAILED DESIGN	21/06/2019
C	FINAL DETAILED DESIGN	12/07/2019
D	DETAILED DESIGN	15/11/2019
E	DETAILED DESIGN	20/12/2019
F	DETAILED DESIGN	19/02/2020
G	DETAILED DESIGN	20/08/2020

Contractor
RICHARD CROOKES CONSTRUCTIONS

Client
NSW GOVERNMENT Education

GROUP GSA

Group GSA Pty Ltd ABN 76 002 113 779
Level 7, 80 William St East Sydney NSW Australia 2011 www.groupgsa.com
T +612 9361 4144 F +612 9332 3458
architecture interior design urban design landscape
nom architect M. Sheldon 3990

Project Title
GALUNGARA PUBLIC SCHOOL

Drawing Title
PLANTING PLAN [01]

Scale	1:200 @A1
Drawing created (date)	21/06/2019
By	JG
Plotted and checked by	JH
Verified	FR
Approved	FR

Drawing No	Issue
180645 L-5001	G

File	Plot Date
$FILE$	$DATE$

This drawing is the copyright of Group GSA Pty Ltd and may not be altered, reproduced or transmitted in any form or by any means in part or in whole without the written permission of Group GSA Pty Ltd.
All levels and dimensions are to be checked and verified on site prior to the commencement of any work, making of shop drawings or fabrication of components.
Do not scale drawings. Use figured Dimensions.

LEGEND

SITE BOUNDARY

BUILDING AWNING LINE

SOFTWORKS

EXISTING TREE TO BE RETAINED AND PROTECTED

PROPOSED TREE
REFER SCHEDULE AND SPECIFICATION

PLANTING
REFER SCHEDULE AND SPECIFICATION

TURF
REFER SCHEDULE AND SPECIFICATION

*Carpobrotus glaucescens(Cg), Dianella "Breeze" (DB), Lomandra Tanika(LT), Lomandra Katrinus(LK) SPECIES, WILL BE SUPPLIED AS TUBE STOCK INSTEAD OF 140MM POT SIZE. THIS WILL INCREASE NUMBERS BY A FACTOR OF 4. REFER PLANTING SCHEDULE.

Amendments

Issue	Description	Date
A	FOR INFORMATION	14/06/2019
B	DETAILED DESIGN	21/06/2019
C	FINAL DETAILED DESIGN	12/07/2019
D	DETAILED DESIGN	15/11/2019
E	DETAILED DESIGN	20/12/2019
F	DETAILED DESIGN	16/07/2020
G	DETAILED DESIGN	20/08/2020

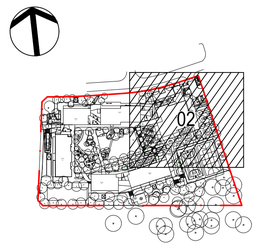

Contractor
RICHARD CROOKES CONSTRUCTIONS

Client
NSW GOVERNMENT Education

GROUP GSA

Group GSA Pty Ltd ABN 76 002 113 779
Level 7, 80 William St East Sydney NSW Australia 2011 www.grouppgsa.com

T +612 9361 4144 F +612 9332 3458

architecture interior design urban design landscape
nom architect M. Sheldon 3990

Project Title
GALUNGARA PUBLIC SCHOOL

Drawing Title
PLANTING PLAN [02]

Scale	1:200 @A1
Drawing created (date)	21/06/2019
By	JG
Plotted and checked by	JH
Verified	FR
Approved	FR

Drawing No	Issue
180645 L-5002	G

File	Plot Date
$FILE$	$DATE$

This drawing is the copyright of Group GSA Pty Ltd and may not be altered, reproduced or transmitted in any form or by any means in part or in whole without the written permission of Group GSA Pty Ltd.
All levels and dimensions are to be checked and verified on site prior to the commencement of any work, making of shop drawings or fabrication of components.
Do not scale drawings. Use figured Dimensions.

LEGEND

SITE BOUNDARY

BUILDING AWNING LINE

SOFTWORKS

EXISTING TREE TO BE RETAINED AND PROTECTED

PROPOSED TREE
REFER SCHEDULE AND SPECIFICATION

PLANTING
REFER SCHEDULE AND SPECIFICATION

TRF TURF
REFER SCHEDULE AND SPECIFICATION

*Carpobrotus glaucescens(Cg), Dianella "Breeze" (DB), Lomandra Tanika(LT), Lomandra Katrinus(LK) SPECIES, WILL BE SUPPLIED AS TUBE STOCK INSTEAD OF 140MM POT SIZE. THIS WILL INCREASE NUMBERS BY A FACTOR OF 4. REFER PLANTING SCHEDULE.

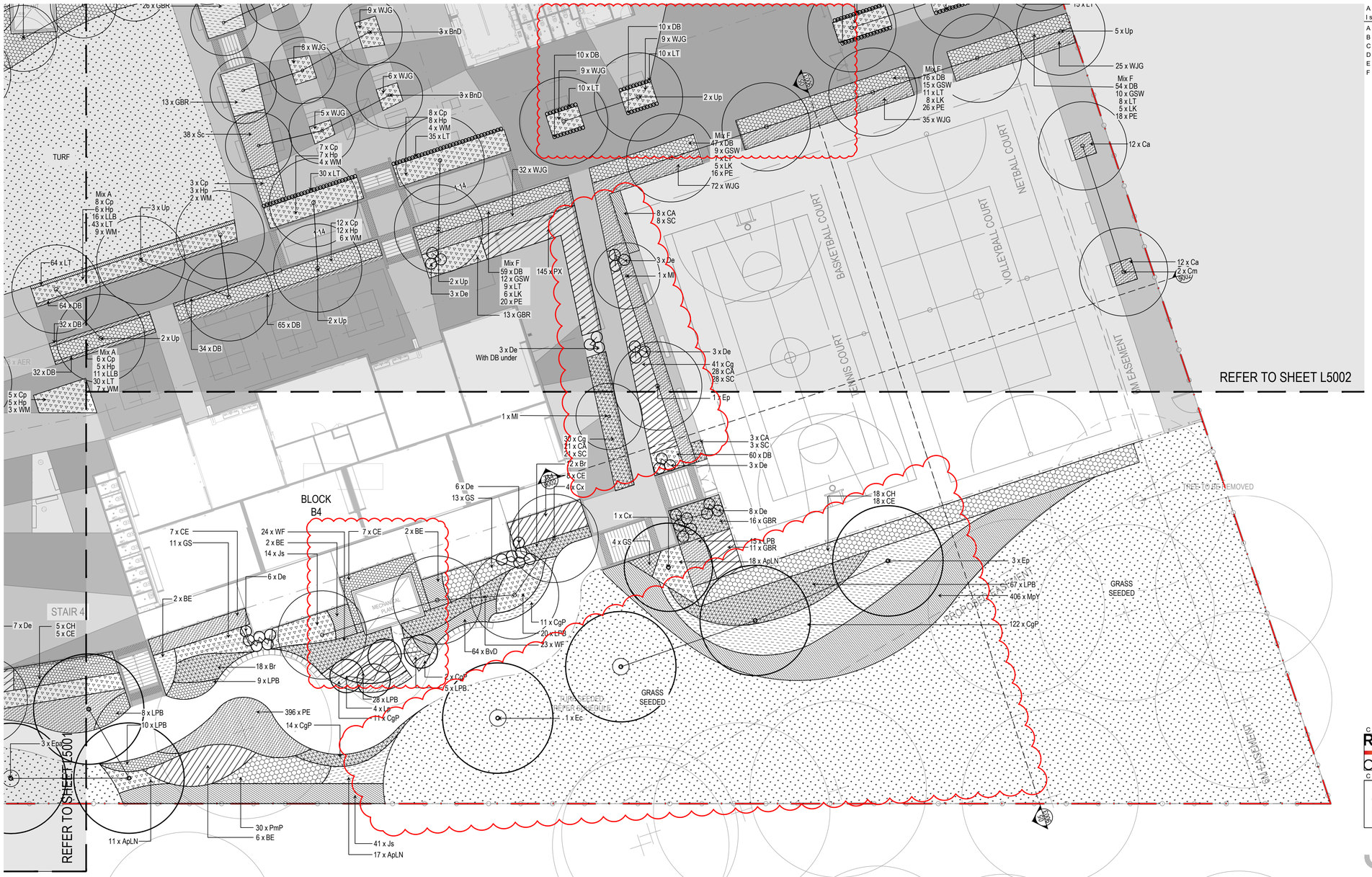

Amendments

Issue	Description	Date
A	FOR INFORMATION	14/06/2019
B	DETAILED DESIGN	21/06/2019
C	FINAL DETAILED DESIGN	12/07/2019
D	DETAILED DESIGN	15/11/2019
E	DETAILED DESIGN	20/12/2019
F	DETAILED DESIGN	20/08/2020

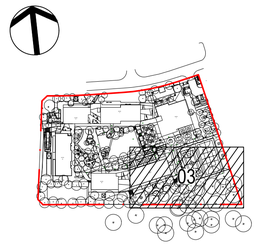

Contractor
RICHARD CROOKES CONSTRUCTIONS

Client
NSW GOVERNMENT Education

GROUP GSA

Group GSA Pty Ltd ABN 76 002 113 779
Level 7, 80 William St East Sydney NSW Australia 2011 www.groupgsa.com
T +612 9361 4144 F +612 9332 3458
architecture interior design urban design landscape
nom architect M. Sheldon 3990

Project Title
GALUNGARA PUBLIC SCHOOL

Drawing Title
PLANTING PLAN

Scale	1:200 @A1
Drawing created (date)	21/06/2019
By	JG
Plotted and checked by	JH
Verified	FR
Approved	FR

Drawing No	Issue
180645 L-5003	F

File	Plot Date
$FILE$	$DATE$

This drawing is the copyright of Group GSA Pty Ltd and may not be altered, reproduced or transmitted in any form or by any means in part or in whole without the written permission of Group GSA Pty Ltd.
All levels and dimensions are to be checked and verified on site prior to the commencement of any work, making of shop drawings or fabrication of components.
Do not scale drawings. Use figured Dimensions.

LEGEND

- SITE BOUNDARY
- EXTENT OF IRRIGATION FOR MASS PLANTING AND TREES
- EXTENT OF POP-UP IRRIGATION FOR TURF

Amendments

Issue	Description	Date
A	DETAILED DESIGN	21/06/2019
B	FINAL DETAILED DESIGN	12/07/2019
C	DETAILED DESIGN	20/12/2019
D	DETAILED DESIGN	16/07/2020
E	DETAILED DESIGN	20/08/2020

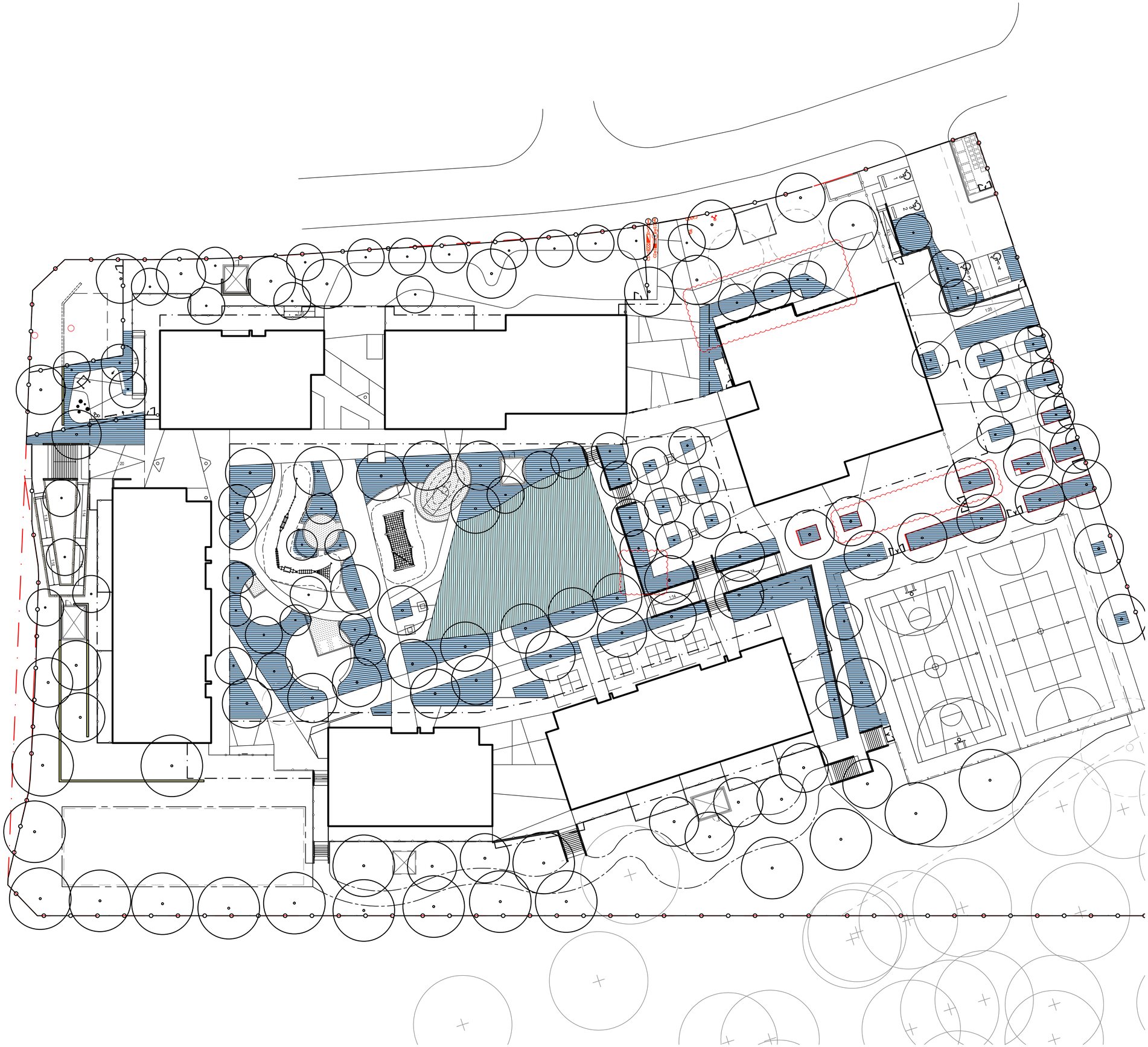

Contractor
RICHARD CROOKES CONSTRUCTIONS

Client
NSW GOVERNMENT Education

GROUP GSA

Group GSA Pty Ltd ABN 76 002 113 779
Level 7, 80 William St East Sydney NSW Australia 2011 www.groupgsa.com

T +612 9361 4144 F +612 9332 3458

architecture interior design urban design landscape
nom architect M. Sheldon 3990

Project Title
GALUNGARA PUBLIC SCHOOL

Drawing Title
IRRIGATION AREA

Scale	1:300 @A1
Drawing created (date)	21/06/2019
By	YC
Plotted and checked by	YC
Verified	LI
Approved	FR

Drawing No	Issue
180645 L5100	E

File	Plot Date
$FILE$	$DATE$

This drawing is the copyright of Group GSA Pty Ltd and may not be altered, reproduced or transmitted in any form or by any means in part or in whole without the written permission of Group GSA Pty Ltd.
All levels and dimensions are to be checked and verified on site prior to the commencement of any work, making of shop drawings or fabrication of components.
Do not scale drawings. Use figured Dimensions.

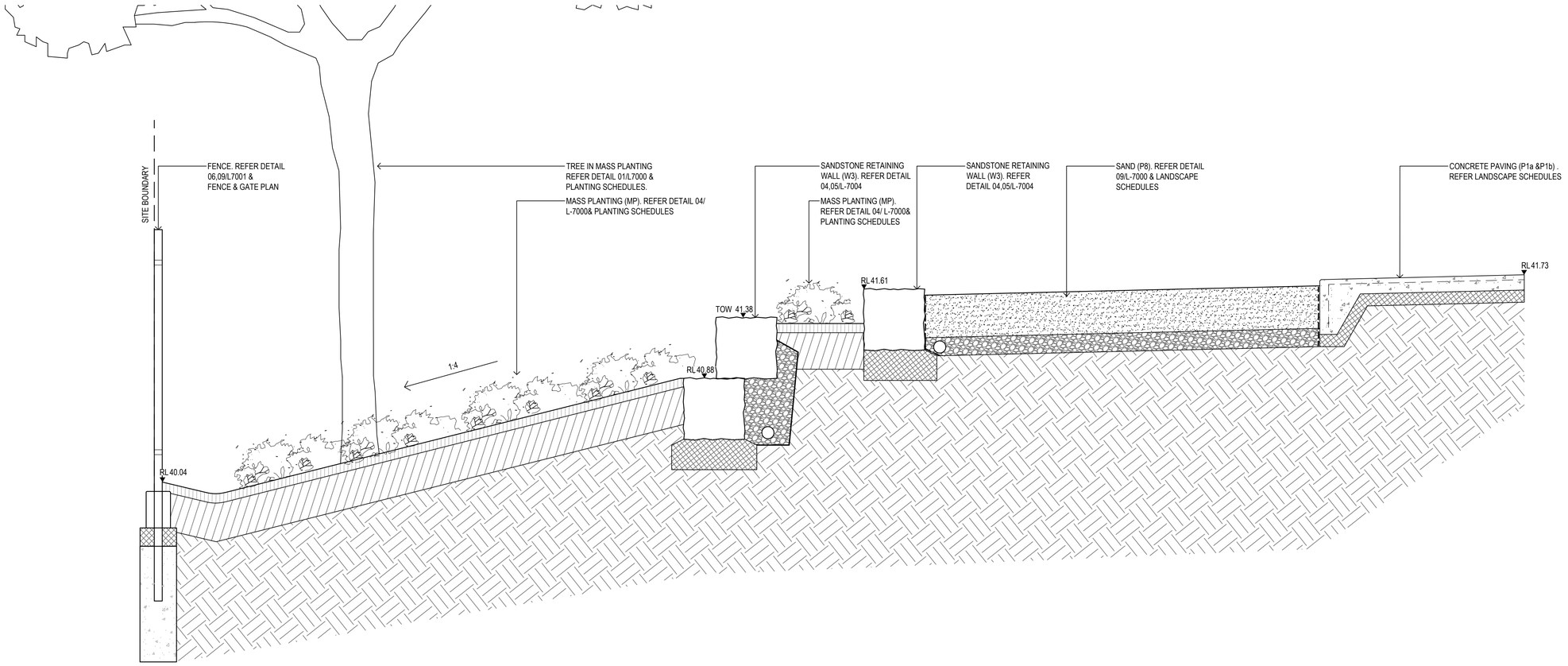

01 6001 LANDSCAPE SECTION
1 : 50

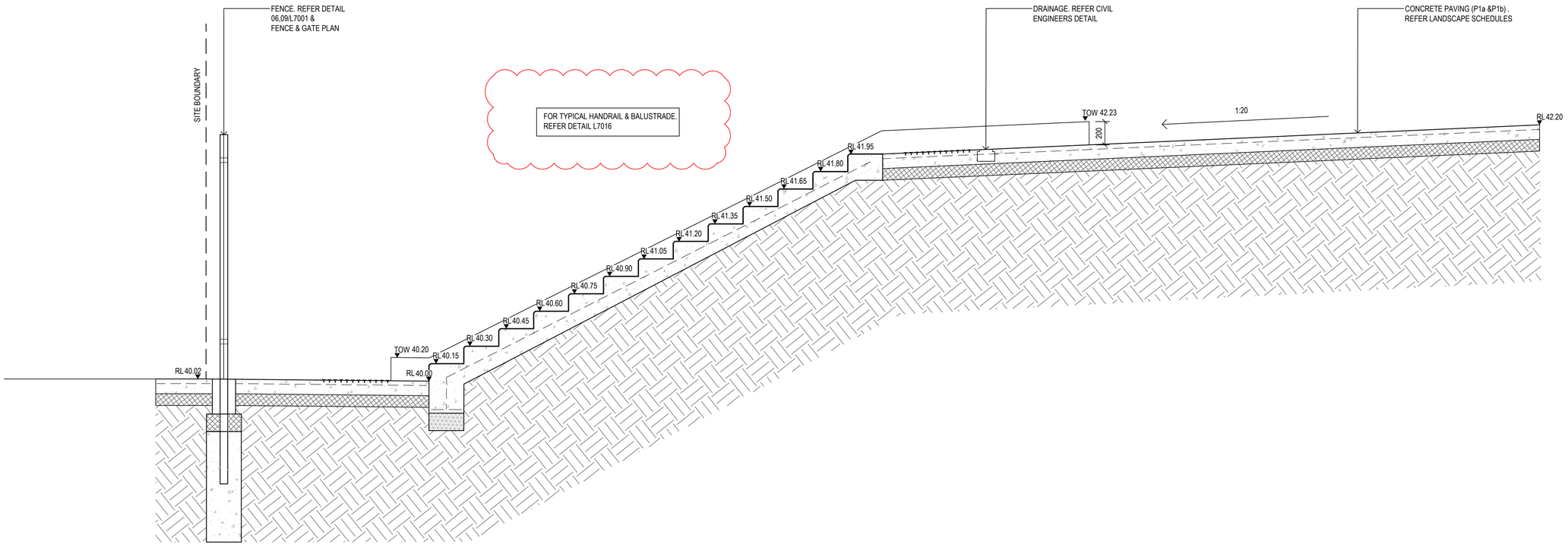

02 6001 LANDSCAPE SECTION
1 : 20

Amendments

Issue	Description	Date
A	FOR INFORMATION	13/11/2019
B	DETAILED DESIGN	20/12/2019
C	DETAILED DESIGN	20/08/2020

Contractor
RICHARD CROOKES CONSTRUCTIONS

Client
NSW GOVERNMENT Education

GROUP GSA

Group GSA Pty Ltd ABN 76 002 113 779
Level 7, 80 William St East Sydney NSW Australia 2011 www.groupgsa.com
T +612 9361 4144 F +612 9332 3458
architecture interior design urban design landscape
nom architect M. Sheldon 3990

Project Title
GALUNGARA PUBLIC SCHOOL

Drawing Title
LANDSCAPE SECTIONS

Scale	AS SHOWN
Drawing created (date)	12/11/2019
By	ZM
Plotted and checked by	ZM
Verified	FR
Approved	FR

Drawing No: 180645 L-6001 Issue: C

File: $FILE$ Plot Date: $DATE$

This drawing is the copyright of Group GSA Pty Ltd and may not be altered, reproduced or transmitted in any form or by any means in part or in whole without the written permission of Group GSA Pty Ltd.
All levels and dimensions are to be checked and verified on site prior to the commencement of any work, making of shop drawings or fabrication of components.
Do not scale drawings. Use figured Dimensions.

Amendments		
Issue	Description	Date
A	DETAILED DESIGN	20/12/2019
B	DETAILED DESIGN	20/08/2020

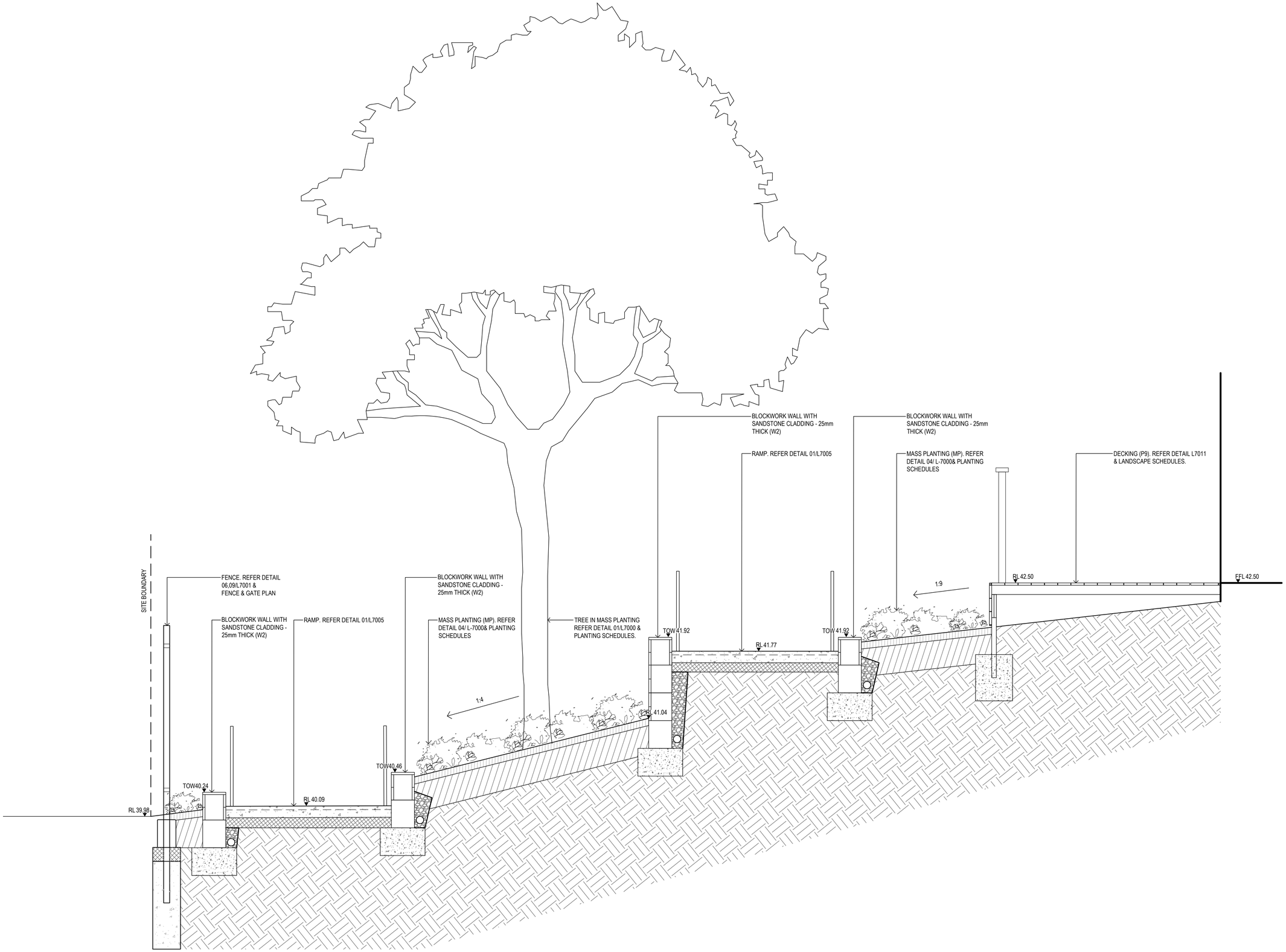

01 6002 LANDSCAPE SECTION
1 : 20

Contractor
RICHARD CROOKES CONSTRUCTIONS

Client
NSW GOVERNMENT Education

GROUP GSA

Group GSA Pty Ltd ABN 76 002 113 779
Level 7, 80 William St East Sydney NSW Australia 2011 www.groupgsa.com
T +612 9361 4144 F +612 9332 3458
architecture interior design urban design landscape
nom architect M. Sheldon 3990

Project Title
GALUNGARA PUBLIC SCHOOL

Drawing Title
LANDSCAPE SECTIONS

Scale	AS SHOWN
Drawing created (date)	11/12/2019
By	ZM
Plotted and checked by	ZM
Verified	FR
Approved	FR

Drawing No		Issue
180645	L-6002	B

File	Plot Date
$FILE$	$DATE$

This drawing is the copyright of Group GSA Pty Ltd and may not be altered, reproduced or transmitted in any form or by any means in part or in whole without the written permission of Group GSA Pty Ltd.
All levels and dimensions are to be checked and verified on site prior to the commencement of any work, making of shop drawings or fabrication of components.
Do not scale drawings. Use figured Dimensions.

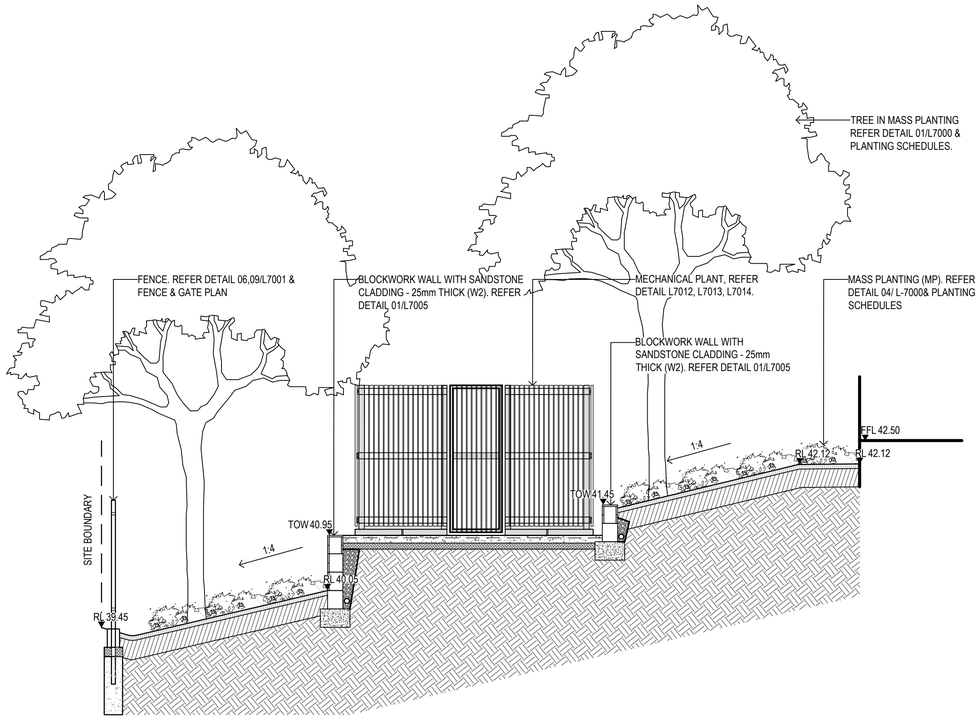

01 6003 LANDSCAPE SECTION
1 : 50

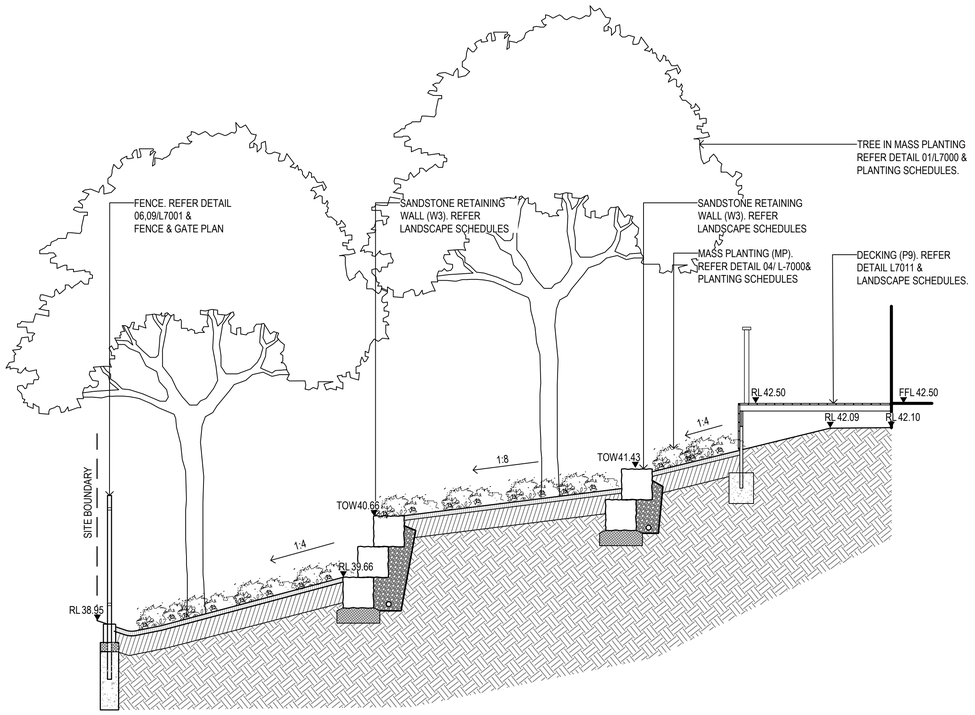

02 6003 LANDSCAPE SECTION
1 : 50

Amendments

Issue	Description	Date
A	DETAILED DESIGN	20/12/2019
B	DETAILED DESIGN	16/07/2020
C	DETAILED DESIGN	20/08/2020

Contractor
RICHARD CROOKES CONSTRUCTIONS

Client
NSW GOVERNMENT Education

GROUP GSA

Group GSA Pty Ltd ABN 76 002 113 779
Level 7, 80 William St East Sydney NSW
Australia 2011 www.groupgsa.com

T +612 9361 4144 F +612 9332 3458

architecture interior design urban design landscape
nom architect M. Sheldon 3990

Project Title
GALUNGARA
PUBLIC SCHOOL

Drawing Title
LANDSCAPE SECTIONS

Scale	AS SHOWN
Drawing created (date)	11/12/2019
By	ZM
Plotted and checked by	ZM
Verified	FR
Approved	FR
Drawing No	180645 L-6003
Issue	C
File	$FILE$
Plot Date	$DATE$

This drawing is the copyright of Group GSA Pty Ltd and may not be altered, reproduced or transmitted in any form or by any means in part or in whole without the written permission of Group GSA Pty Ltd.
All levels and dimensions are to be checked and verified on site prior to the commencement of any work, making of shop drawings or fabrication of components.
Do not scale drawings. Use figured Dimensions.

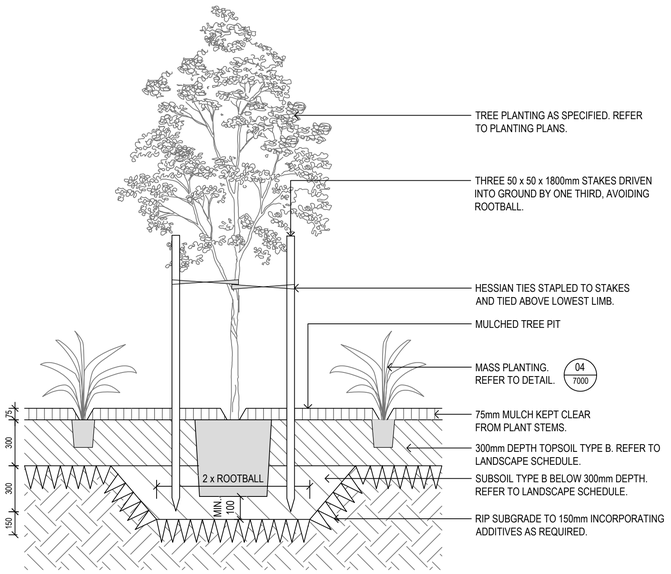

01 7000 TREE IN MASS PLANTING

1 : 20 TYPICAL SECTION

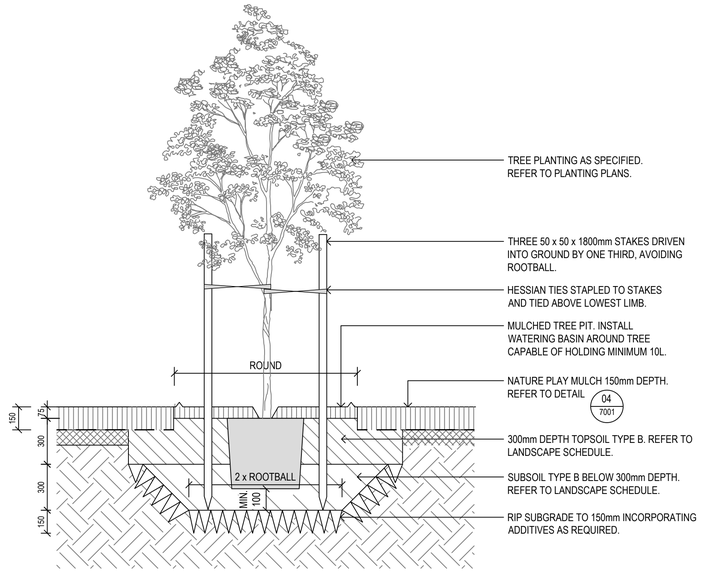

02 7000 TREE IN NATURE PLAY MULCH

1 : 20 TYPICAL SECTION

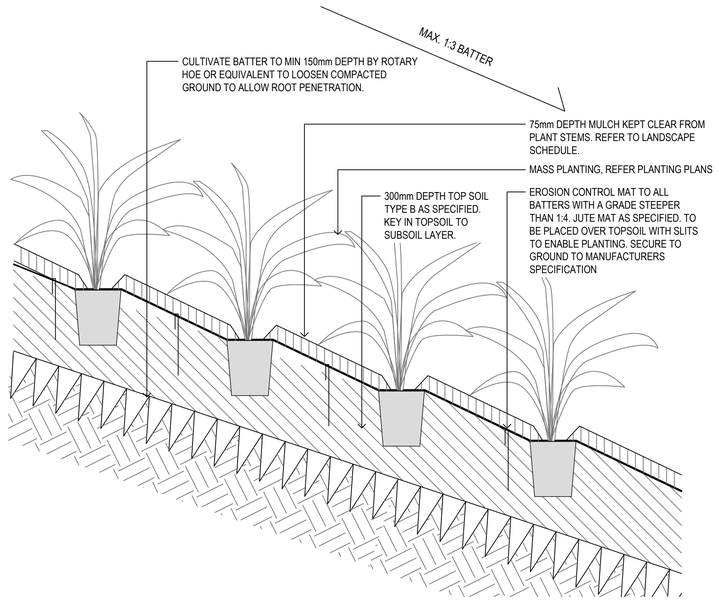

03 7000 MASS PLANTING ON SLOPE

1 : 10 TYPICAL SECTION

Amendments

Issue	Description	Date
A	FOR INFORMATION	29/05/2019
B	FOR INFORMATION	14/06/2019
C	DETAILED DESIGN	21/06/2019
D	FINAL DETAILED DESIGN	12/07/2019
E	DETAILED DESIGN	20/08/2020

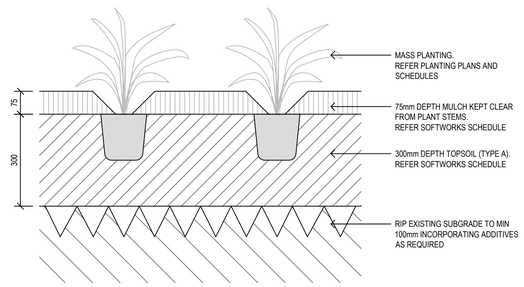

04 7000 MASS PLANTING

1 : 10 TYPICAL SECTION

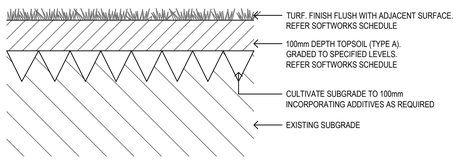

05 7000 TYPICAL TURF - TRF

1 : 10 TYPICAL SECTION

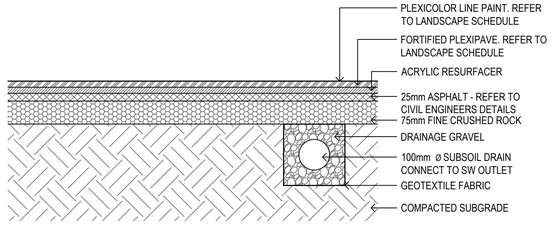

06 7000 ASPHALT- MULTI PURPOSE COURT

1 : 10 TYPICAL SECTION

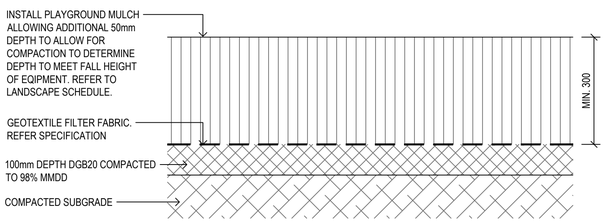

07 7000 PLAY MULCH SOFTFALL

1 : 10 TYPICAL SECTION

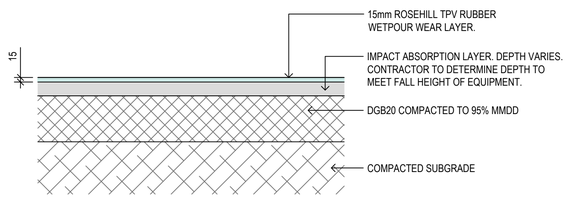

08 7000 RUBBER SOFTFALL

1 : 10 TYPICAL SECTION

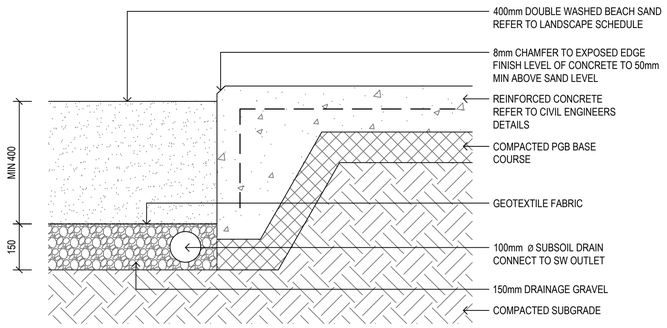

09 7000 SAND

1 : 10 TYPICAL SECTION

Contractor
RICHARD CROOKES CONSTRUCTIONS

Client
NSW GOVERNMENT Education

GROUP GSA
Group GSA Pty Ltd ABN 76 002 113 779
Level 7, 80 William St East Sydney NSW Australia 2011 www.groupgsa.com
T +612 9361 4144 F +612 9332 3458
architecture interior design urban design landscape
nom architect M. Sheldon 3990

Project Title
GALUNGARA PUBLIC SCHOOL

Drawing Title
LANDSCAPE DETAILS SOFTWORKS AND PAVING

Scale	AS SHOWN
Drawing created (date)	21/06/2019
By	LI
Plotted and checked by	LI
Verified	FR
Approved	FR
Drawing No	Issue
180645 L-7000	E
File	Plot Date
$FILE$	$DATE$

This drawing is the copyright of Group GSA Pty Ltd and may not be altered, reproduced or transmitted in any form or by any means in part or in whole without the written permission of Group GSA Pty Ltd.
All levels and dimensions are to be checked and verified on site prior to the commencement of any work, making of shop drawings or fabrication of components.
Do not scale drawings. Use figured Dimensions.

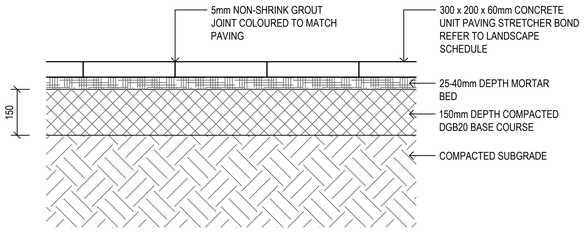

01 7001 UNIT PAVERS
1 : 10 TYPICAL SECTION

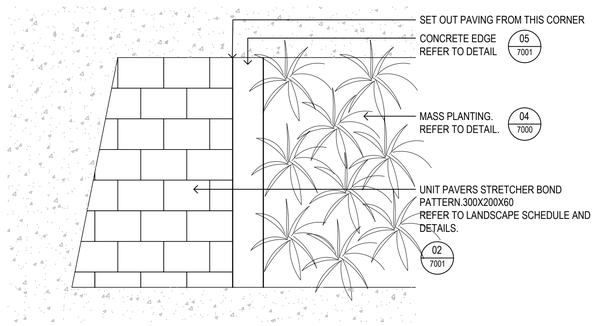

02 7001 UNIT PAVERS PLAN
1 : 20 TYPICAL SECTION

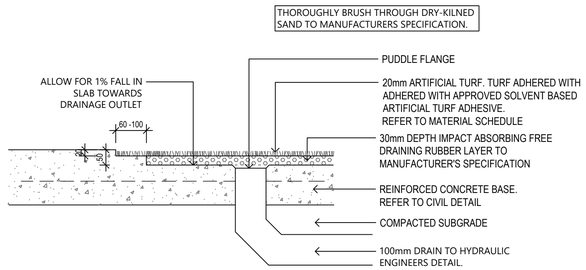

03 7001 ARTIFICIAL TURF
1 : 10 TYPICAL SECTION

Amendments

Issue	Description	Date
A	FOR INFORMATION	29/05/2019
B	FOR INFORMATION	14/06/2019
C	DETAILED DESIGN	21/06/2019
D	FINAL DETAILED DESIGN	12/07/2019
E	DETAILED DESIGN	20/12/2019
F	DETAILED DESIGN	27/07/2020
G	DETAILED DESIGN	20/08/2020

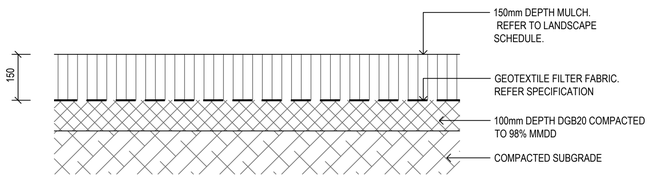

04 7001 NATURE PLAY MULCH 150mm DEPTH
1 : 10 TYPICAL SECTION

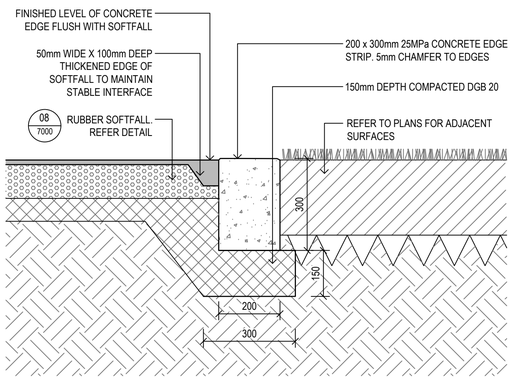

05 7001 CONCRETE EDGE
1 : 10 TYPICAL SECTION

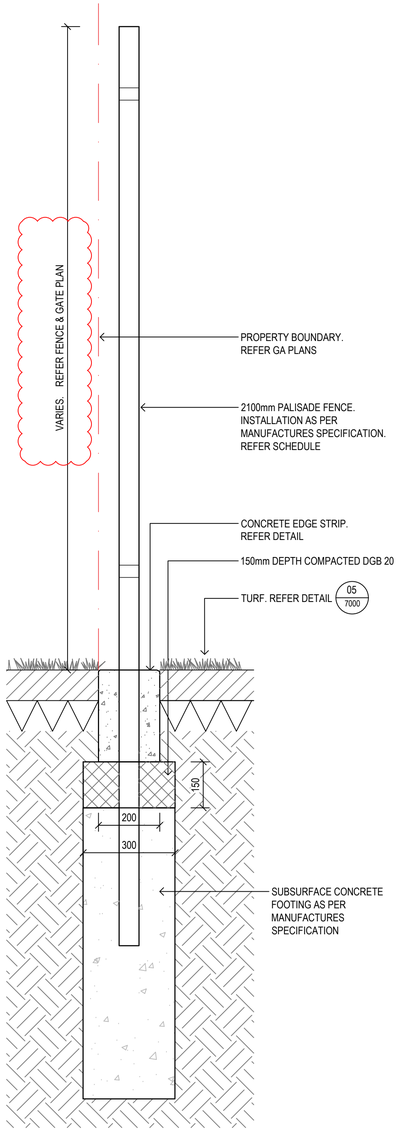

06 7001 FENCE IN CONCRETE EDGE
1 : 10 TYPICAL SECTION

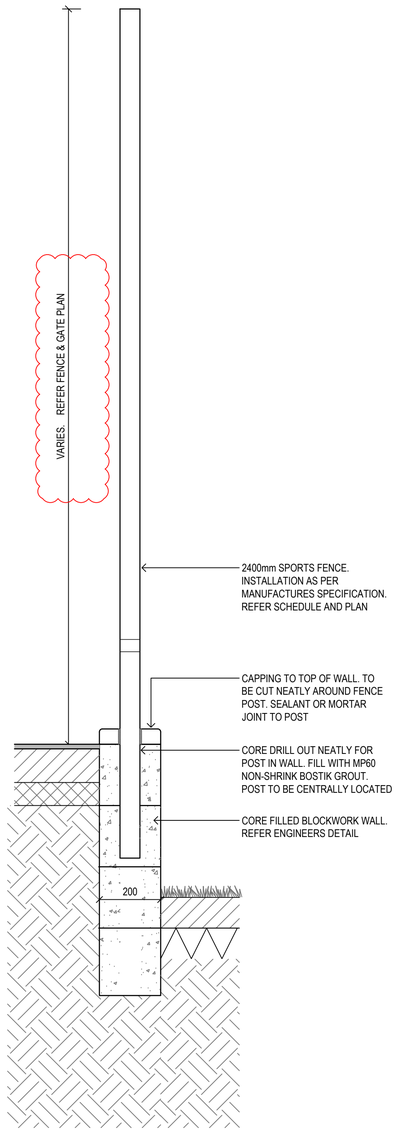

09 7001 FENCE IN WALL
1 : 10 TYPICAL SECTION

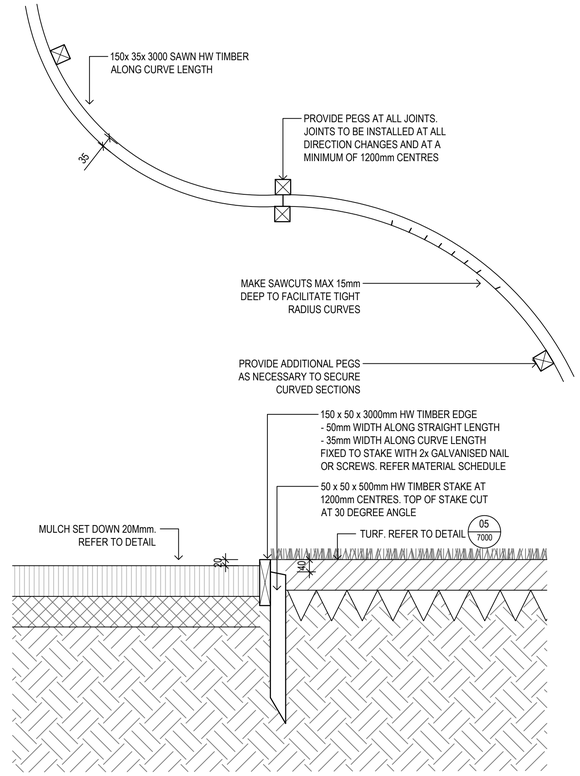

07 7001 TIMBER EDGE
1 : 10 TYPICAL SECTION

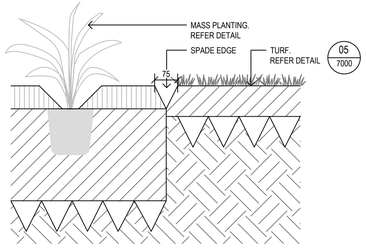

08 7001 SPADE EDGE
1 : 10 TYPICAL SECTION

Contractor
RICHARD CROOKES CONSTRUCTIONS

Client
NSW GOVERNMENT Education

GROUP GSA

Group GSA Pty Ltd ABN 76 002 113 779
Level 7, 80 William St East Sydney NSW Australia 2011 www.groupgsa.com
T +612 9361 4144 F +612 9332 3458
architecture interior design urban design landscape
nom architect M. Sheldon 3990

Project Title
GALUNGARA PUBLIC SCHOOL

Drawing Title
LANDSCAPE DETAILS PAVING AND EDGING

Scale	AS SHWON
Drawing created (date)	21/06/2019
By	LI
Plotted and checked by	LI
Verified	FR
Approved	FR
Drawing No	180645 L-7001
Issue	G
File	$FILE$
Plot Date	$DATE$

This drawing is the copyright of Group GSA Pty Ltd and may not be altered, reproduced or transmitted in any form or by any means in part or in whole without the written permission of Group GSA Pty Ltd.
All levels and dimensions are to be checked and verified on site prior to the commencement of any work, making of shop drawings or fabrication of components.
Do not scale drawings. Use figured Dimensions.

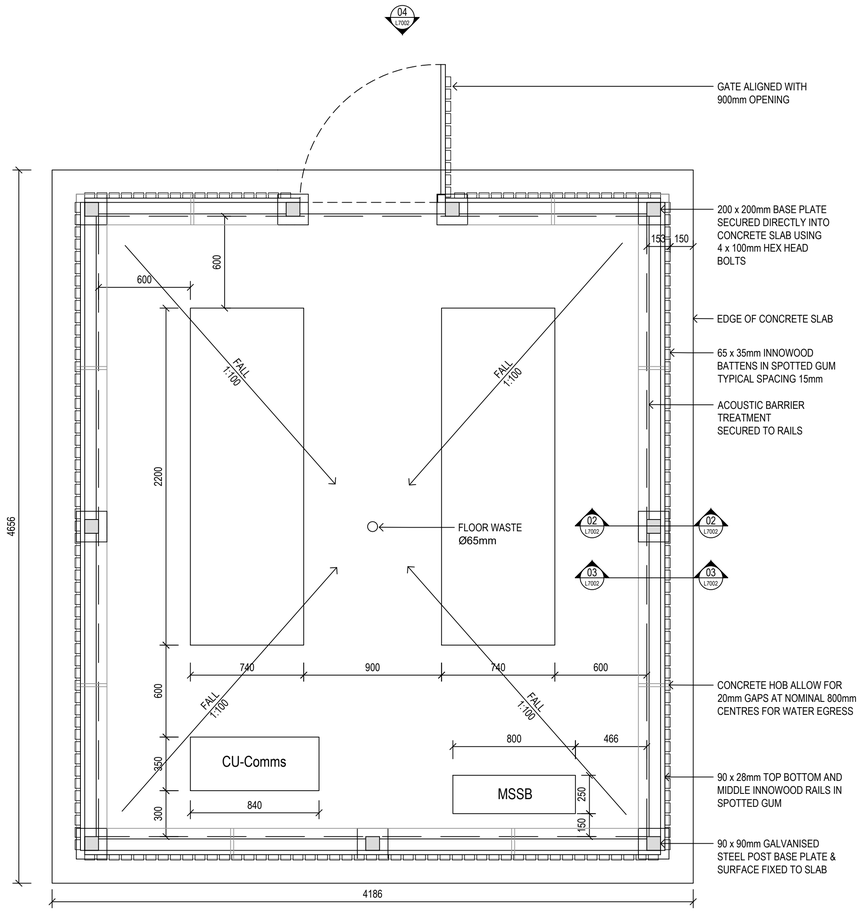

01 7002 TYPICAL MECHANICAL PLANT SCREEN - AA BLOCK B1

1 : 20 TYPICAL PLAN

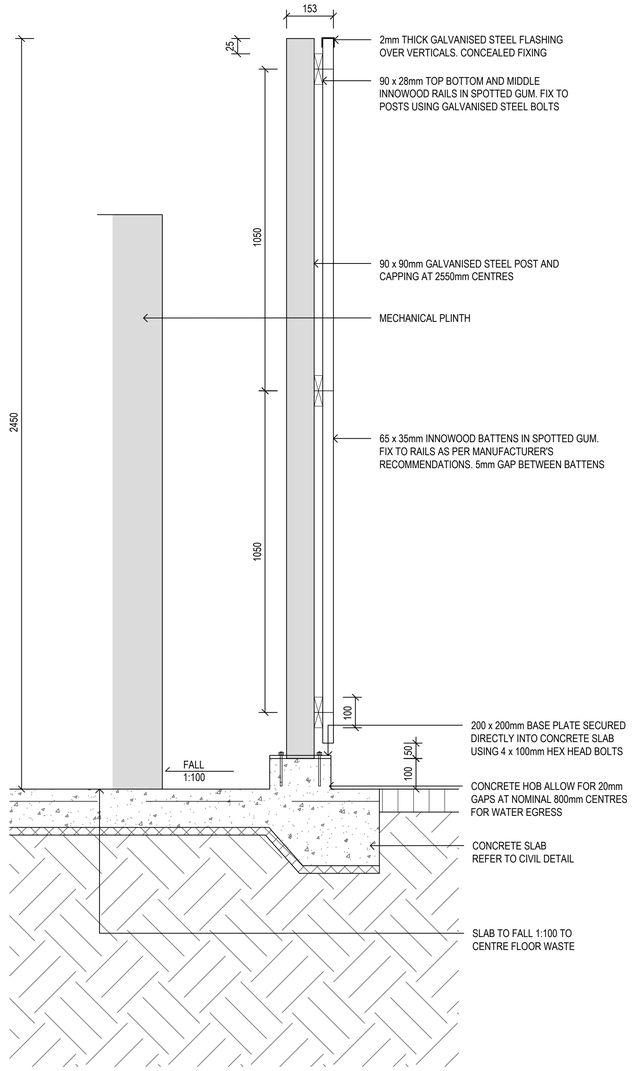

02 7002 MECHANICAL PLANT SCREEN

1 : 10 TYPICAL SECTION

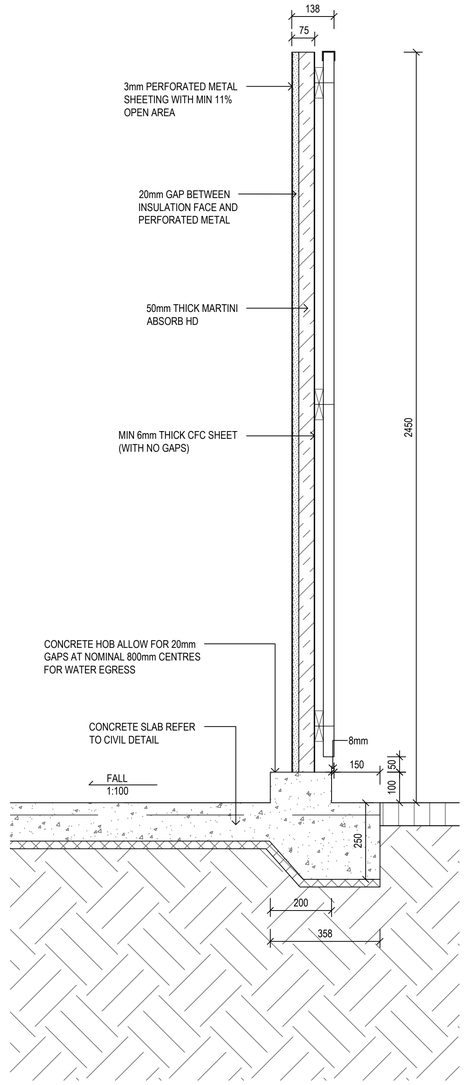

03 7002 MECHANICAL PLANT PODIUM BARRIER

1 : 10 TYPICAL SECTION

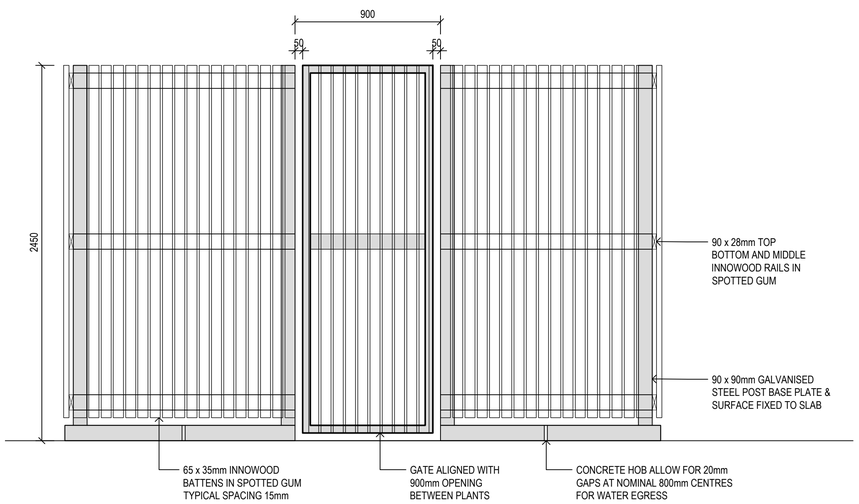

04 7002 MECHANICAL PLANT SCREEN

1 : 20 TYPICAL ELEVATION

Amendments

Issue	Description	Date
A	FOR INFORMATION	29/05/2019
B	FOR INFORMATION	14/06/2019
C	DETAILED DESIGN	21/06/2019
D	FINAL DETAILED DESIGN	12/07/2019
E	MECH PLAN DETAIL REVISED	11/11/2019
F	DETAILED DESIGN	20/12/2019
G	DETAILED DESIGN	20/08/2020

Contractor

RICHARD CROOKES CONSTRUCTIONS

Client

NSW GOVERNMENT Education

GROUP GSA

Group GSA Pty Ltd ABN 76 002 113 779
Level 7, 80 William St East Sydney NSW Australia 2011 www.groupgsa.com

T +612 9361 4144 F +612 9332 3458

architecture interior design urban design landscape
nom architect M. Sheldon 3990

Project Title

GALUNGARA PUBLIC SCHOOL

Drawing Title

LANDSCAPE DETAILS
MECHANICAL PLANT SCREEN

Scale	AS SHOWN
Drawing created (date)	21/06/2019
By	LI
Plotted and checked by	LI
Verified	FR
Approved	FR

Drawing No		Issue
180645	L-7002	G

File	Plot Date
$FILE$	$DATE$

This drawing is the copyright of Group GSA Pty Ltd and may not be altered, reproduced or transmitted in any form or by any means in part or in whole without the written permission of Group GSA Pty Ltd.
All levels and dimensions are to be checked and verified on site prior to the commencement of any work, making of shop drawings or fabrication of components.
Do not scale drawings. Use figured Dimensions.

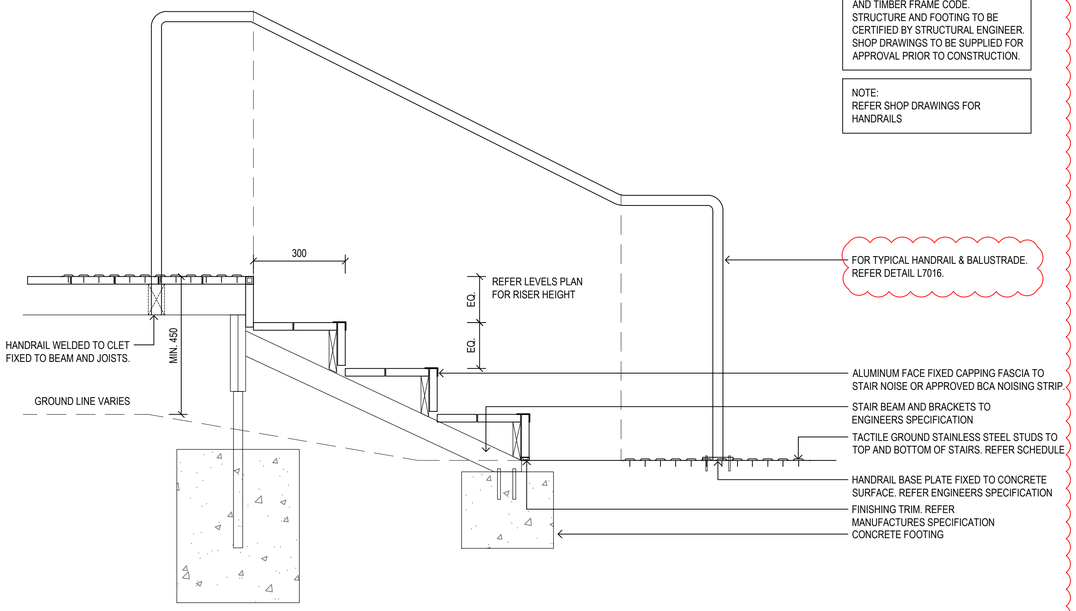

01 / 7003 TYPICAL TIMBER STAIRS
1 : 10 TYPICAL SECTION

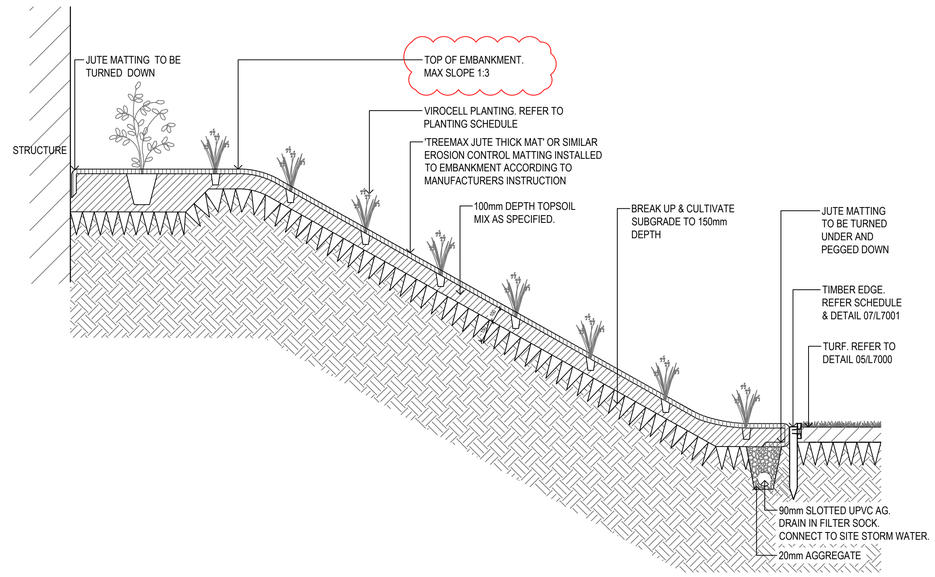

03 / 7003 EROSION CONTROL MATTING
1 : 20 TYPICAL SECTION

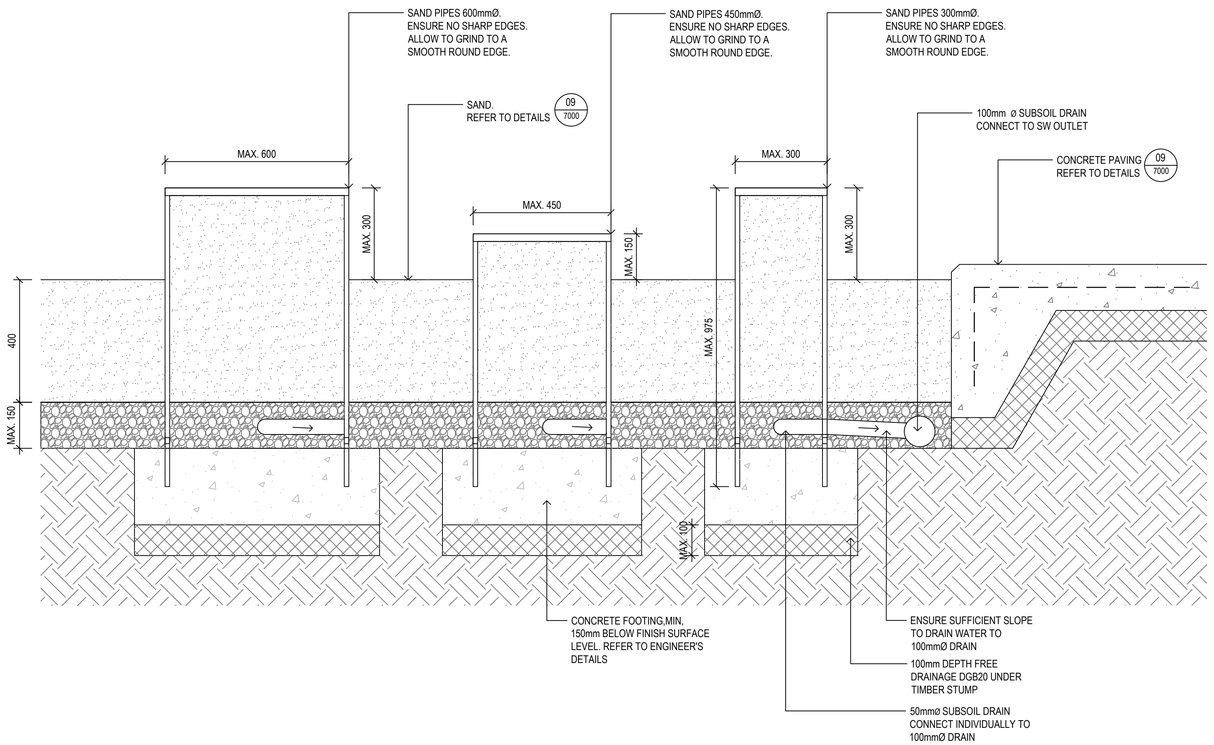

02 / 7003 SAND PIPES
1 : 10 TYPICAL SECTION

Amendments

Issue	Description	Date
A	FOR INFORMATION	29/05/2019
B	FOR INFORMATION	14/06/2019
C	DETAILED DESIGN	21/06/2019
D	FINAL DETAILED DESIGN	12/07/2019
E	DETAILED DESIGN	27/07/2020
F	DETAILED DESIGN	20/08/2020

Contractor
RICHARD CROOKES CONSTRUCTIONS

Client
NSW GOVERNMENT Education

GROUP GSA
Group GSA Pty Ltd ABN 76 002 113 779
Level 7, 80 William St East Sydney NSW Australia 2011 www.groupgsa.com
T +612 9361 4144 F +612 9332 3458
architecture interior design urban design landscape
nom architect M. Sheldon 3990

Project Title
GALUNGARA PUBLIC SCHOOL

Drawing Title
LANDSCAPE DETAILS
STAIRS AND PLAY EQUIPMENT

Scale	AS SHOWN
Drawing created (date)	21/06/2019
By	LI
Plotted and checked by	LI
Verified	FR
Approved	FR
Drawing No	180645 L-7003
Issue	F
File	$FILE$
Plot Date	$DATE$

This drawing is the copyright of Group GSA Pty Ltd and may not be altered, reproduced or transmitted in any form or by any means in part or in whole without the written permission of Group GSA Pty Ltd.
All levels and dimensions are to be checked and verified on site prior to the commencement of any work, making of shop drawings or fabrication of components.
Do not scale drawings. Use figured Dimensions.

Amendments

Issue	Description	Date
A	FOR INFORMATION	14/06/2019
B	DETAILED DESIGN	21/06/2019
C	FINAL DETAILED DESIGN	12/07/2019
D	DETAILED DESIGN	20/08/2020

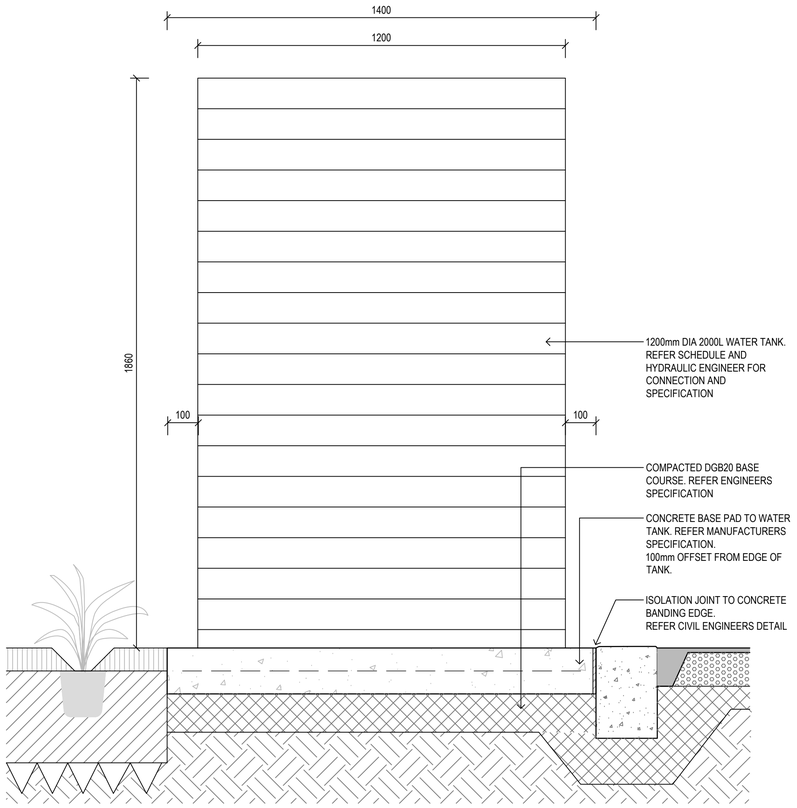

01 7004 WATER TANK
1 : 10 TYPICAL SECTION

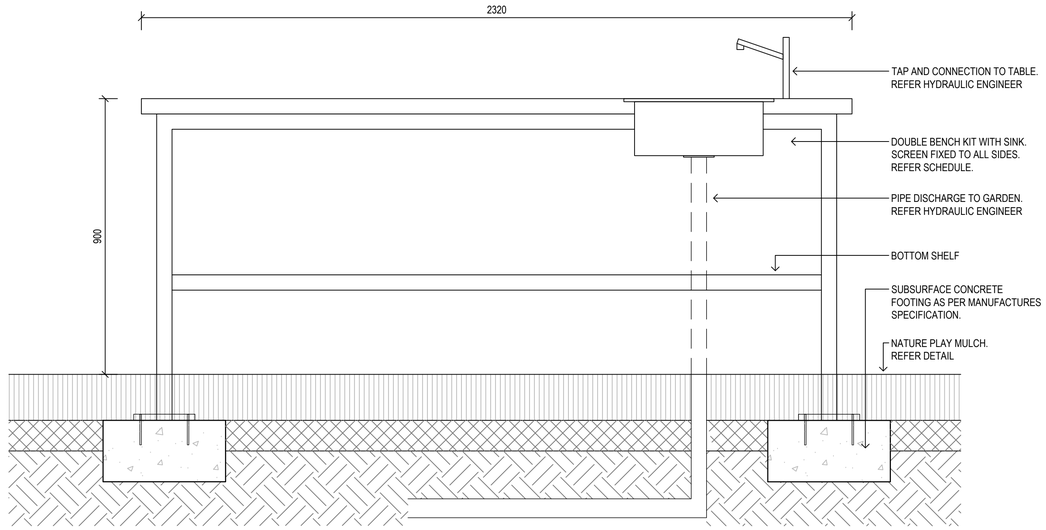

02 7004 POTTING TABLE WITH SINK
1 : 10 TYPICAL SECTION

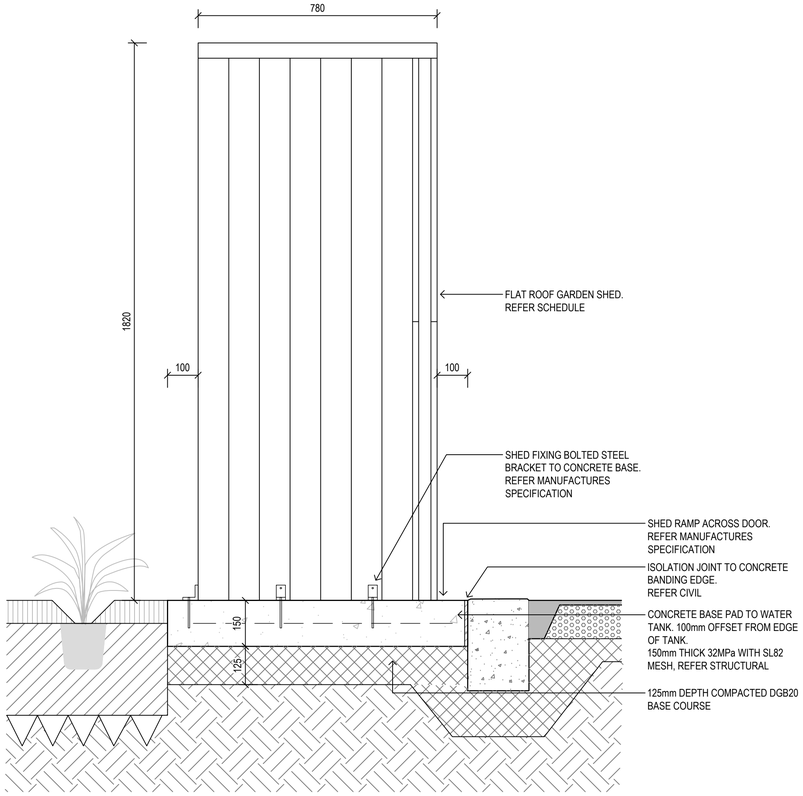

03 7004 GARDEN SHED
1 : 10 TYPICAL SECTION

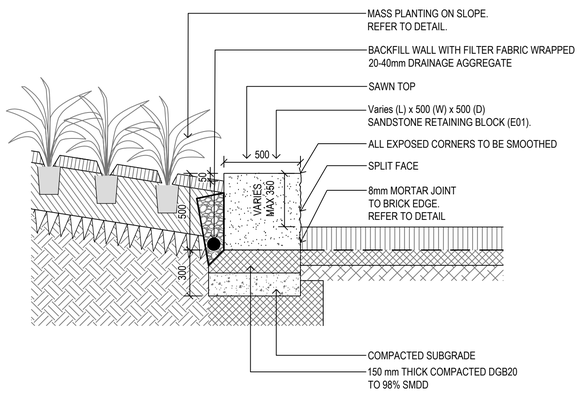

04 7004 RETAINING SANDSTONE BLOCKS
1 : 20 TYPICAL SECTION

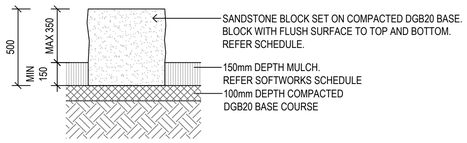

05 7004 SANDSTONE BLOCKS
1 : 20 TYPICAL SECTION

Contractor
RICHARD CROOKES CONSTRUCTIONS

Client
NSW GOVERNMENT Education

GROUP GSA

Group GSA Pty Ltd ABN 76 002 113 779
Level 7, 80 William St East Sydney NSW Australia 2011 www.groupgsa.com
T +612 9361 4144 F +612 9332 3458
architecture interior design urban design landscape
nom architect M. Sheldon 3990

Project Title
GALUNGARA PUBLIC SCHOOL

Drawing Title
LANDSCAPE DETAILS FURNITURE

Scale	AS SHOWN
Drawing created (date)	21/06/2019
By	LI
Plotted and checked by	LI
Verified	FR
Approved	FR
Drawing No	180645 L-7004
Issue	D
File	$FILE$
Plot Date	$DATE$

This drawing is the copyright of Group GSA Pty Ltd and may not be altered, reproduced or transmitted in any form or by any means in part or in whole without the written permission of Group GSA Pty Ltd.
All levels and dimensions are to be checked and verified on site prior to the commencement of any work, making of shop drawings or fabrication of components.
Do not scale drawings. Use figured Dimensions.

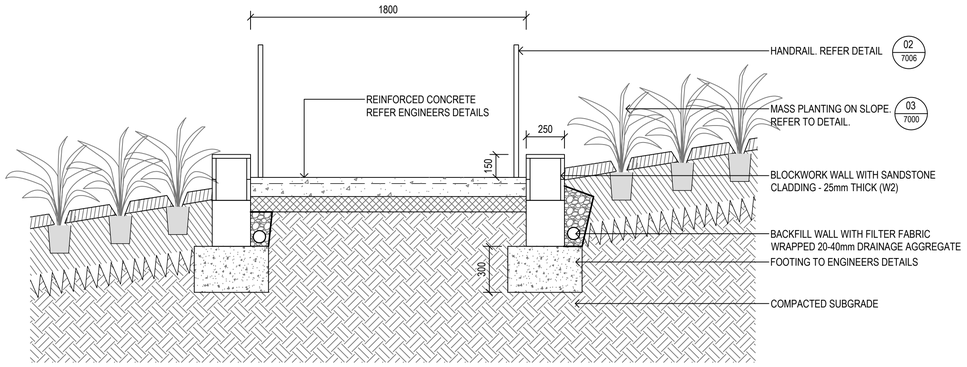

01 / 7005 RAMP TO PELICAN ROAD

1:20 TYPICAL DETAIL

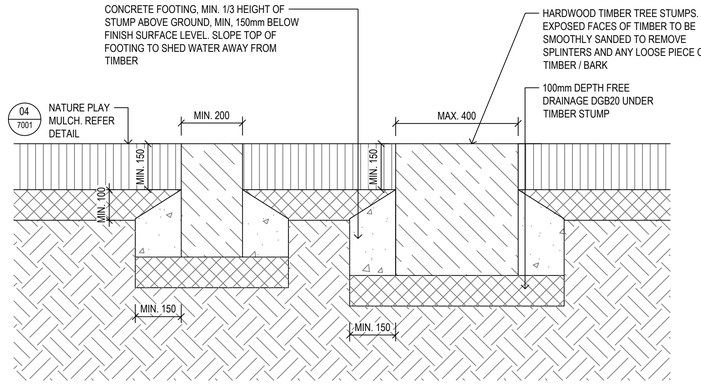

02 / 7005 TIMBER STEPPING LOGS

1 : 10 TYPICAL SECTION

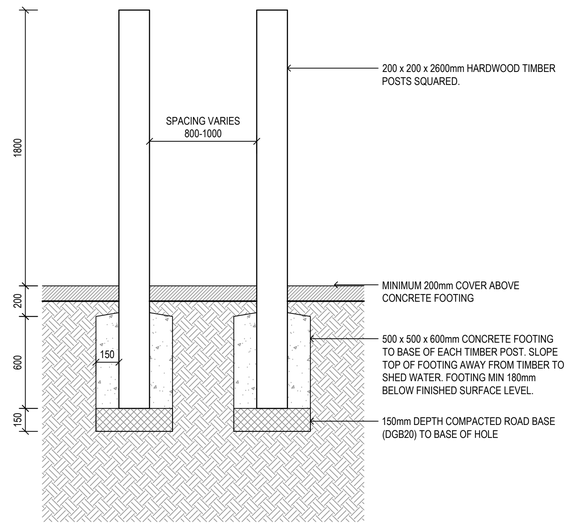

03 / 7005 TIMBER POSTS

1 : 20 TYPICAL SECTION

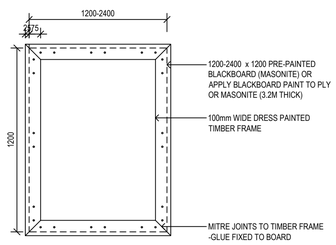

NOTES

- USE DRESSED TIMBER
- PAINT COLOUR REFER SCHEDULE
- BOARDS TO BE FIXED TO BUILDING OR CONCRETE WALLING.

04 / 7005 BLACKBOARD

1 : 20 TYPICAL DETAIL

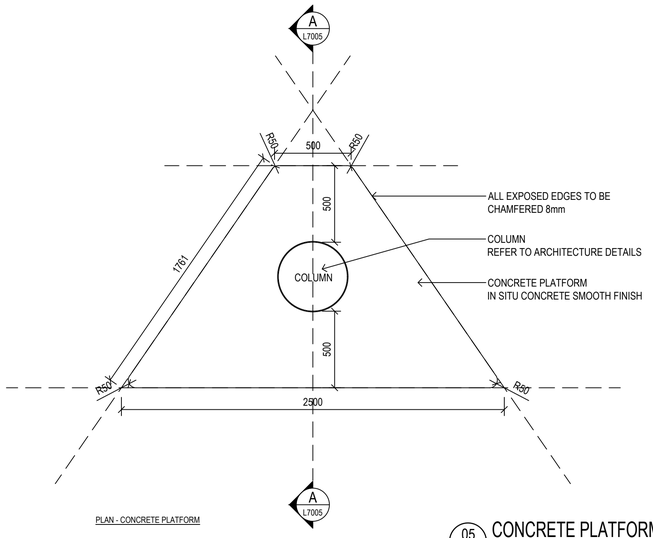

PLAN - CONCRETE PLATFORM

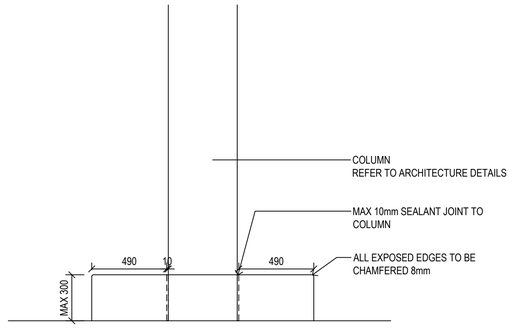

ELEVATION AA- CONCRETE PLATFORM

05 / 7005 CONCRETE PLATFORM DETAIL

1 : 20 TYPICAL DETAIL

Amendments

Issue	Description	Date
A	FOR INFORMATION	14/06/2019
B	DETAILED DESIGN	21/06/2019
C	FINAL DETAILED DESIGN	12/07/2019
D	DETAILED DESIGN	20/12/2019
E	DETAILED DESIGN	20/08/2020

Contractor

RICHARD CROOKES CONSTRUCTIONS

Client

NSW GOVERNMENT Education

GROUP GSA

Group GSA Pty Ltd ABN 76 002 113 779
Level 7, 80 William St East Sydney NSW Australia 2011 www.groupgsa.com

T +612 9361 4144 F +612 9332 3458

architecture interior design urban design landscape
nom architect M. Sheldon 3990

Project Title

GALUNGARA PUBLIC SCHOOL

Drawing Title

LANDSCAPE DETAILS FURNITURE AND PLAY EQUIPMENT

Scale	AS SHOWN
Drawing created (date)	21/06/2019
By	LI
Plotted and checked by	LI
Verified	FR
Approved	FR

Drawing No 180645 L-7005 Issue E

File $FILE$ Plot Date $DATE$

This drawing is the copyright of Group GSA Pty Ltd and may not be altered, reproduced or transmitted in any form or by any means in part or in whole without the written permission of Group GSA Pty Ltd.
All levels and dimensions are to be checked and verified on site prior to the commencement of any work, making of shop drawings or fabrication of components.
Do not scale drawings. Use figured Dimensions.

Amendments		
Issue	Description	Date
A	FINAL DETAILED DESIGN	12/07/2019
B	DETAILED DESIGN	20/12/2019
C	DETAILED DESIGN	20/08/2020

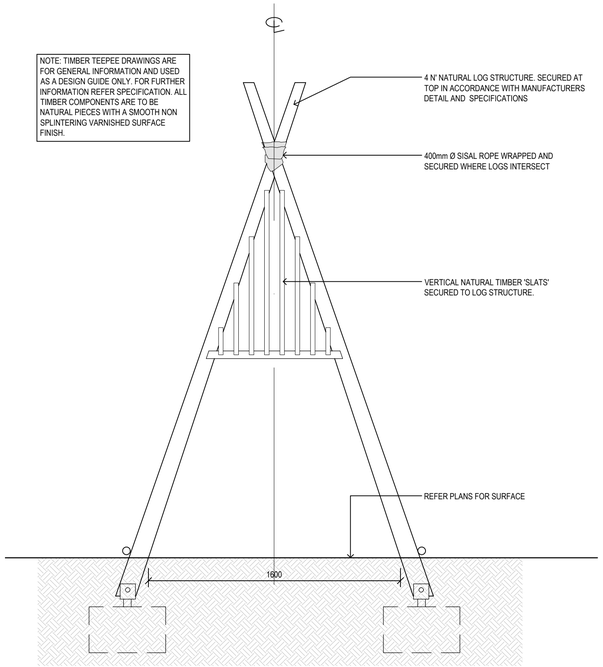

ELEVATION A

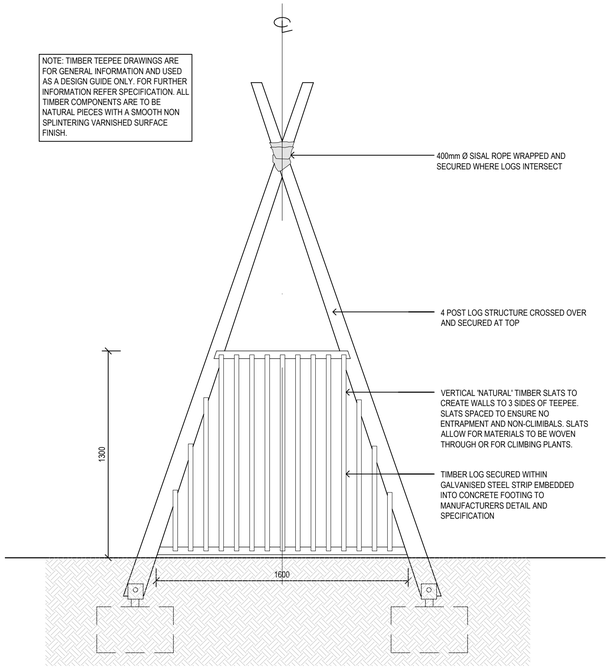

ELEVATION B

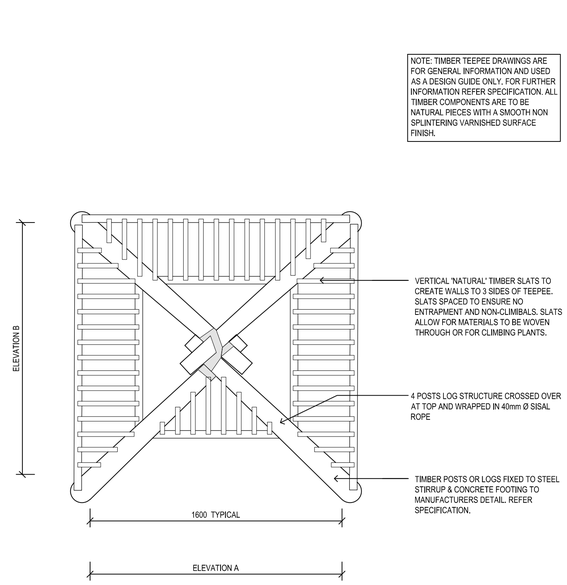

01 7006 **TEEPEE**
1 : 20

TYPICAL DETAIL

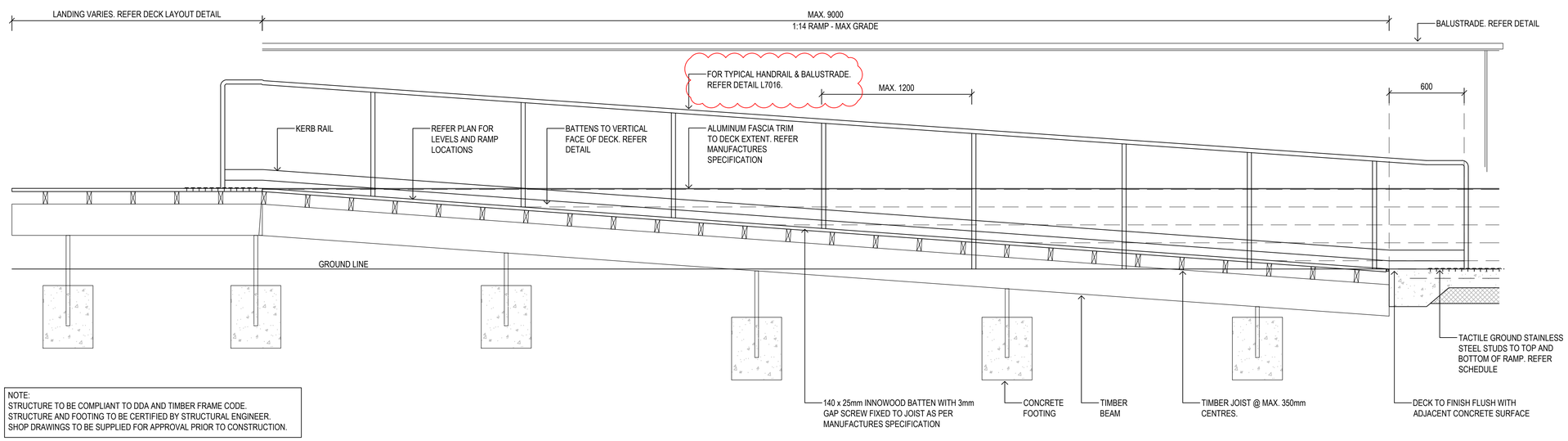

NOTE:
STRUCTURE TO BE COMPLIANT TO DDA AND TIMBER FRAME CODE.
STRUCTURE AND FOOTING TO BE CERTIFIED BY STRUCTURAL ENGINEER.
SHOP DRAWINGS TO BE SUPPLIED FOR APPROVAL PRIOR TO CONSTRUCTION.

02 7006 **TYPICAL RAMP DETAIL**
1 : 20

TYPICAL DETAIL

Contractor
RICHARD CROOKES CONSTRUCTIONS

Client
NSW GOVERNMENT Education

GROUP GSA
Group GSA Pty Ltd ABN 76 002 113 779
Level 7, 80 William St East Sydney NSW Australia 2011 www.groupgsa.com
T +612 9361 4144 F +612 9332 3458
architecture interior design urban design landscape
nom architect M. Sheldon 3990

Project Title
GALUNGARA PUBLIC SCHOOL

Drawing Title
LANDSCAPE DETAILS
PLAY EQUIPMENT AND RAMP

Scale	
Drawing created (date)	10/07/2019
By	ZM
Plotted and checked by	ZM
Verified	FR
Approved	FR

Drawing No	Issue
180645 L-7006	C

File	Plot Date
$FILE$	$DATE$

This drawing is the copyright of Group GSA Pty Ltd and may not be altered, reproduced or transmitted in any form or by any means in part or in whole without the written permission of Group GSA Pty Ltd.
All levels and dimensions are to be checked and verified on site prior to the commencement of any work, making of shop drawings or fabrication of components.
Do not scale drawings. Use figured Dimensions.

Amendments

Issue	Description	Date
A	FIANL DETAILED DESIGN	12/07/2019
B	DETAILED DESIGN	20/12/2019
C	DETAILED DESIGN	20/08/2020

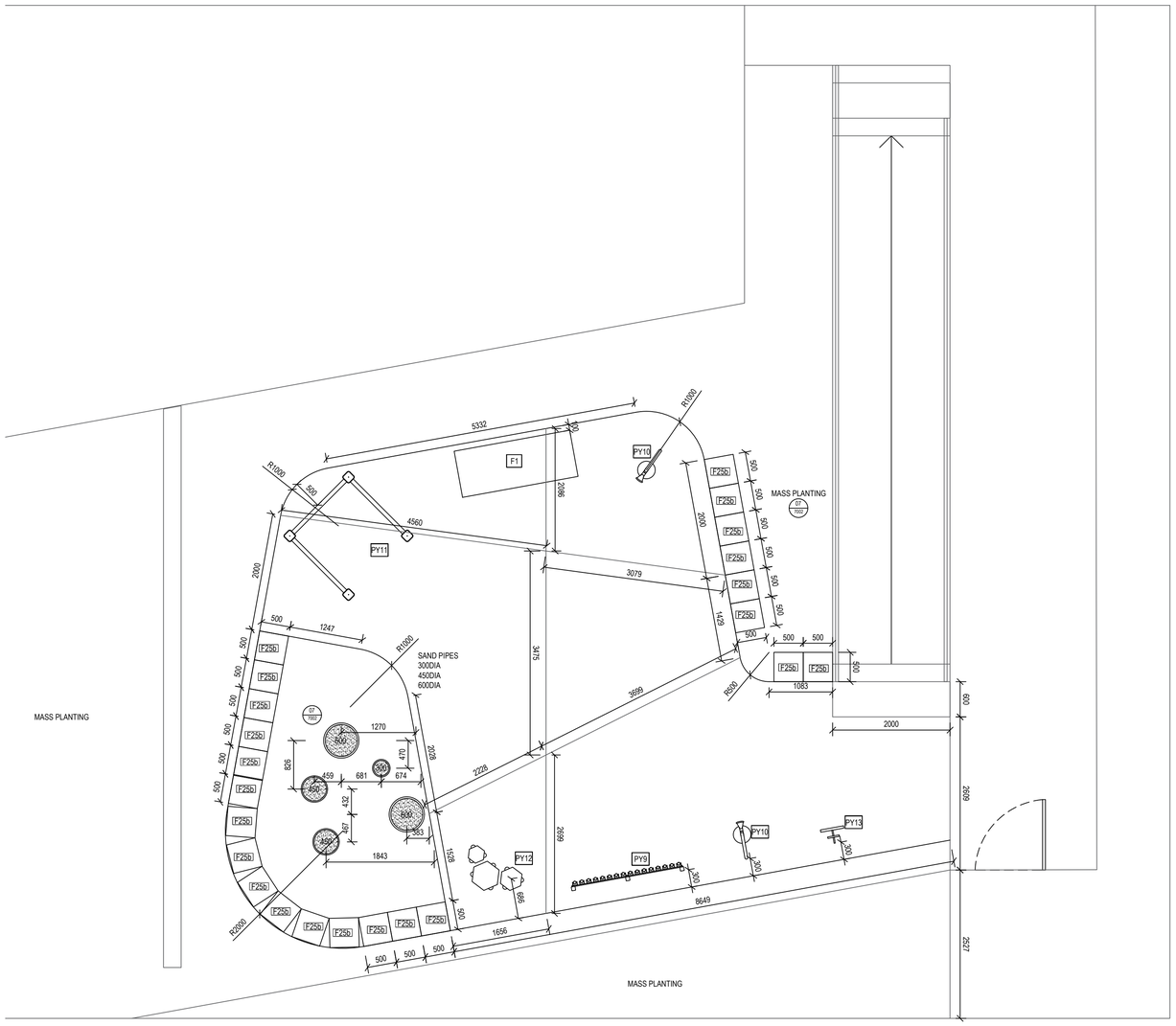

01 7007 SENSORY GARDEN - SETOUT

1 : 50 ZOOM DETAIL

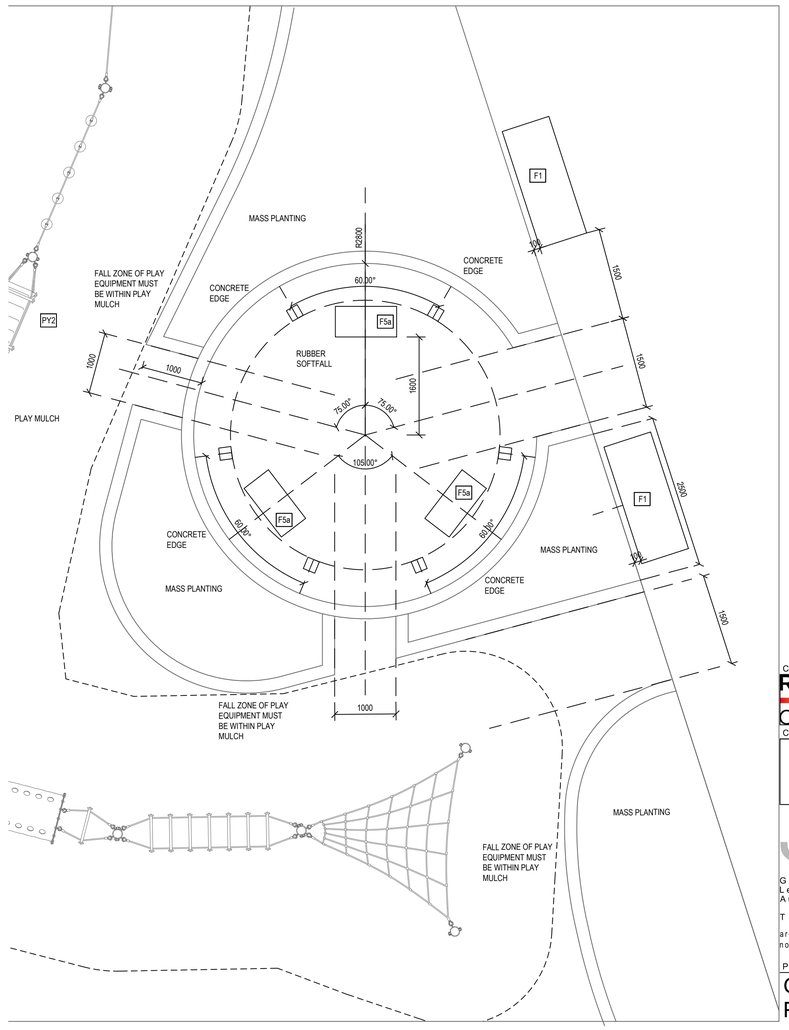

02 7007 GATHERING AREA -RUBBER SOFTFALL- SETOUT

1 : 50 ZOOM DETAIL

Contractor

RICHARD CROOKES CONSTRUCTIONS

Client

NSW GOVERNMENT Education

GROUP GSA

Group GSA Pty Ltd ABN 76 002 113 779
Level 7, 80 William St East Sydney NSW Australia 2011 www.groupgsa.com

T +612 9361 4144 F +612 9332 3458

architecture interior design urban design landscape
nom architect M. Sheldon 3990

Project Title

GALUNGARA PUBLIC SCHOOL

Drawing Title

LANDSCAPE DETAILS
ZOOM DETAILS

Scale	
Drawing created (date)	10/07/2019
By	ZM
Plotted and checked by	ZM
Verified	FR
Approved	FR

Drawing No		Issue
180645	L-7007	C

File	Plot Date
$FILE$	$DATE$

This drawing is the copyright of Group GSA Pty Ltd and may not be altered, reproduced or transmitted in any form or by any means in part or in whole without the written permission of Group GSA Pty Ltd.
All levels and dimensions are to be checked and verified on site prior to the commencement of any work, making of shop drawings or fabrication of components.
Do not scale drawings. Use figured Dimensions.

Amendments

Issue	Description	Date
A	FINAL DETAILED DESIGN	12/07/2019
B	DETAILED DESIGN	20/12/2019
C	DETAILED DESIGN	20/08/2020

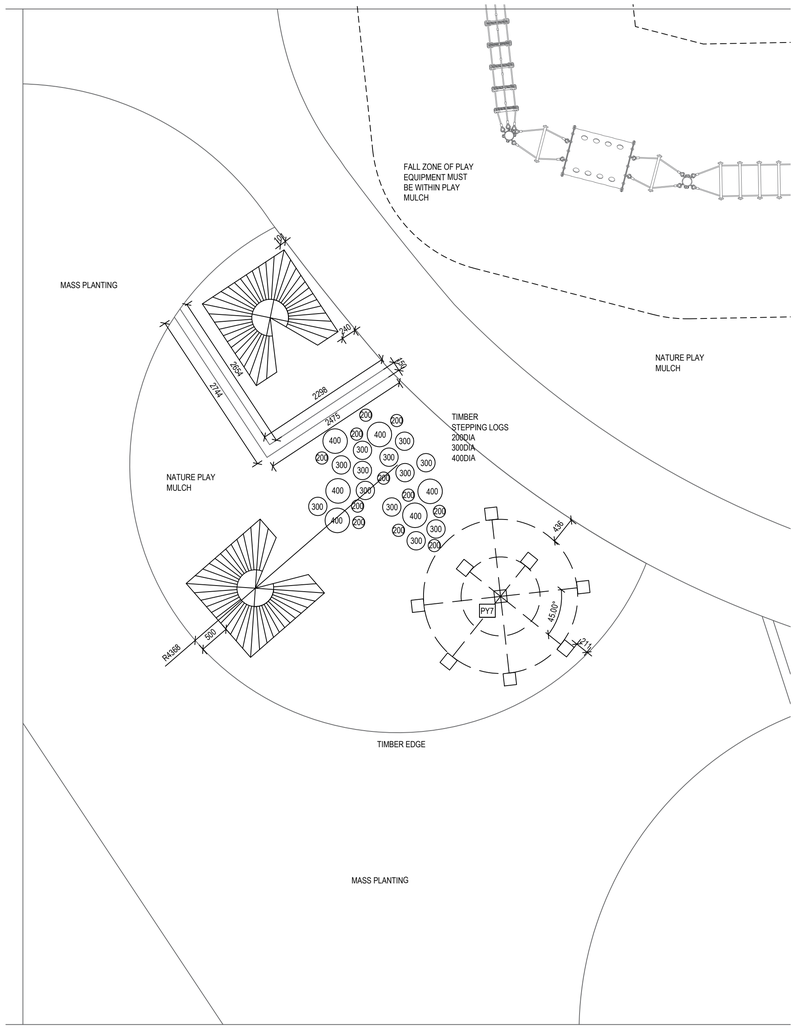

01 7008 GATHERING AREA -NATURE PLAY- SETOUT

1 : 50 ZOOM DETAIL

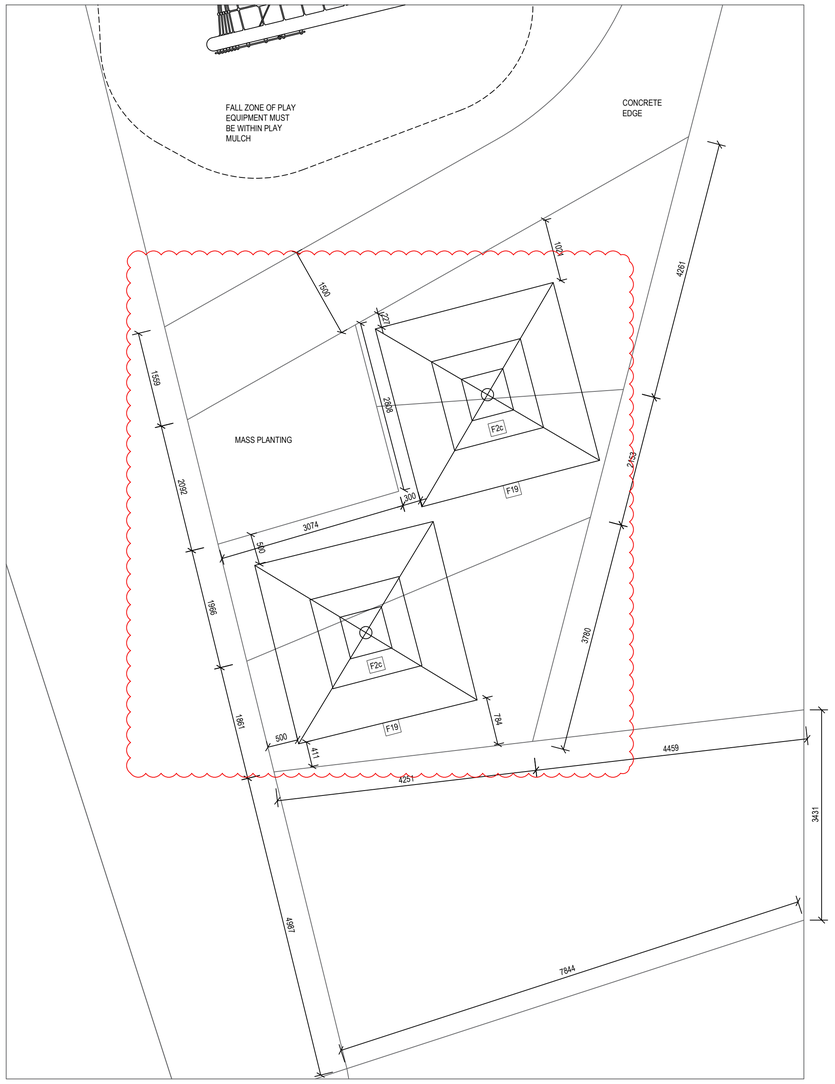

02 7008 PLAYGROUND PLAZA- SETOUT

1 : 50 ZOOM DETAIL

Contractor

RICHARD CROOKES CONSTRUCTIONS

Client

NSW GOVERNMENT Education

GROUP GSA

Group GSA Pty Ltd ABN 76 002 113 779
Level 7, 80 William St East Sydney NSW Australia 2011 www.groupgsa.com

T +612 9361 4144 F +612 9332 3458

architecture interior design urban design landscape
nom architect M. Sheldon 3990

Project Title

GALUNGARA PUBLIC SCHOOL

Drawing Title

LANDSCAPE DETAILS
ZOOM DETAILS

Scale

Drawing created (date) 10/07/2019

By ZM

Plotted and checked by ZM

Verified FR

Approved FR

Drawing No 180645 L-7008 Issue C

File $FILE$ Plot Date $DATE$

This drawing is the copyright of Group GSA Pty Ltd and may not be altered, reproduced or transmitted in any form or by any means in part or in whole without the written permission of Group GSA Pty Ltd.
All levels and dimensions are to be checked and verified on site prior to the commencement of any work, making of shop drawings or fabrication of components.
Do not scale drawings. Use figured Dimensions.

Amendments

Issue	Description	Date
A	FINAL DETAILED DESIGN	12/07/2019
B	DETAILED DESIGN	20/12/2019
C	DETAILED DESIGN	20/08/2020

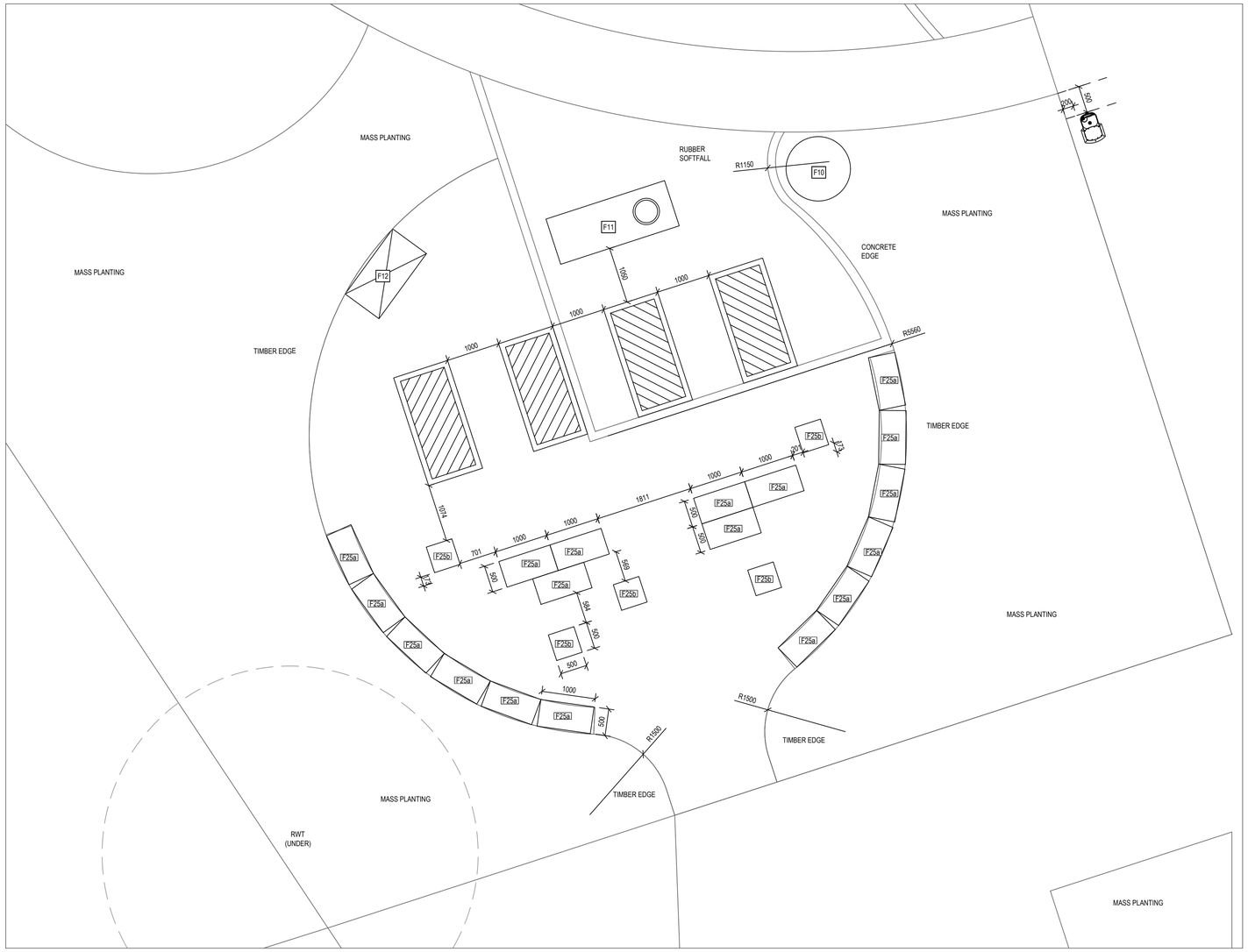

01 7009 PRODUCTIVE AREA- SETOUT

1 : 50 ZOOM DETAIL

Contractor

RICHARD CROOKES CONSTRUCTIONS

Client

NSW GOVERNMENT Education

GROUP GSA

Group GSA Pty Ltd ABN 76 002 113 779
Level 7, 80 William St East Sydney NSW Australia 2011 www.groupgsa.com

T +612 9361 4144 F +612 9332 3458

architecture interior design urban design landscape
nom architect M. Sheldon 3990

Project Title

GALUNGARA PUBLIC SCHOOL

Drawing Title

LANDSCAPE DETAILS
ZOOM DETAILS

Scale

Drawing created (date) 10/07/2019

By ZM

Plotted and checked by ZM

Verified FR

Approved FR

Drawing No 180645 L-7009

Issue C

File $FILE$

Plot Date $DATE$

This drawing is the copyright of Group GSA Pty Ltd and may not be altered, reproduced or transmitted in any form or by any means in part or in whole without the written permission of Group GSA Pty Ltd.
All levels and dimensions are to be checked and verified on site prior to the commencement of any work, making of shop drawings or fabrication of components.
Do not scale drawings. Use figured Dimensions.

Amendments		
Issue	Description	Date
A	FINAL DETAILED DESIGN	12/07/2019
B	DETAILED DESIGN	20/12/2019
C	DETAILED DESIGN	20/08/2020

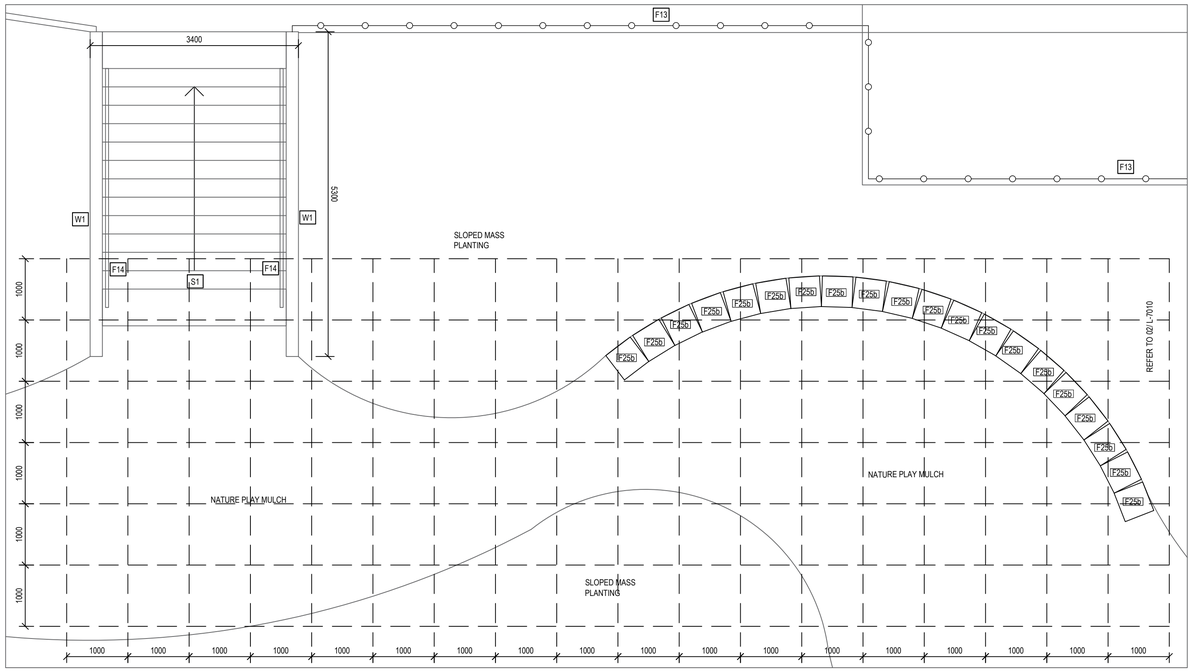

01 7010 NATURE ESCAPE - SETOUT

1 : 50 ZOOM DETAIL

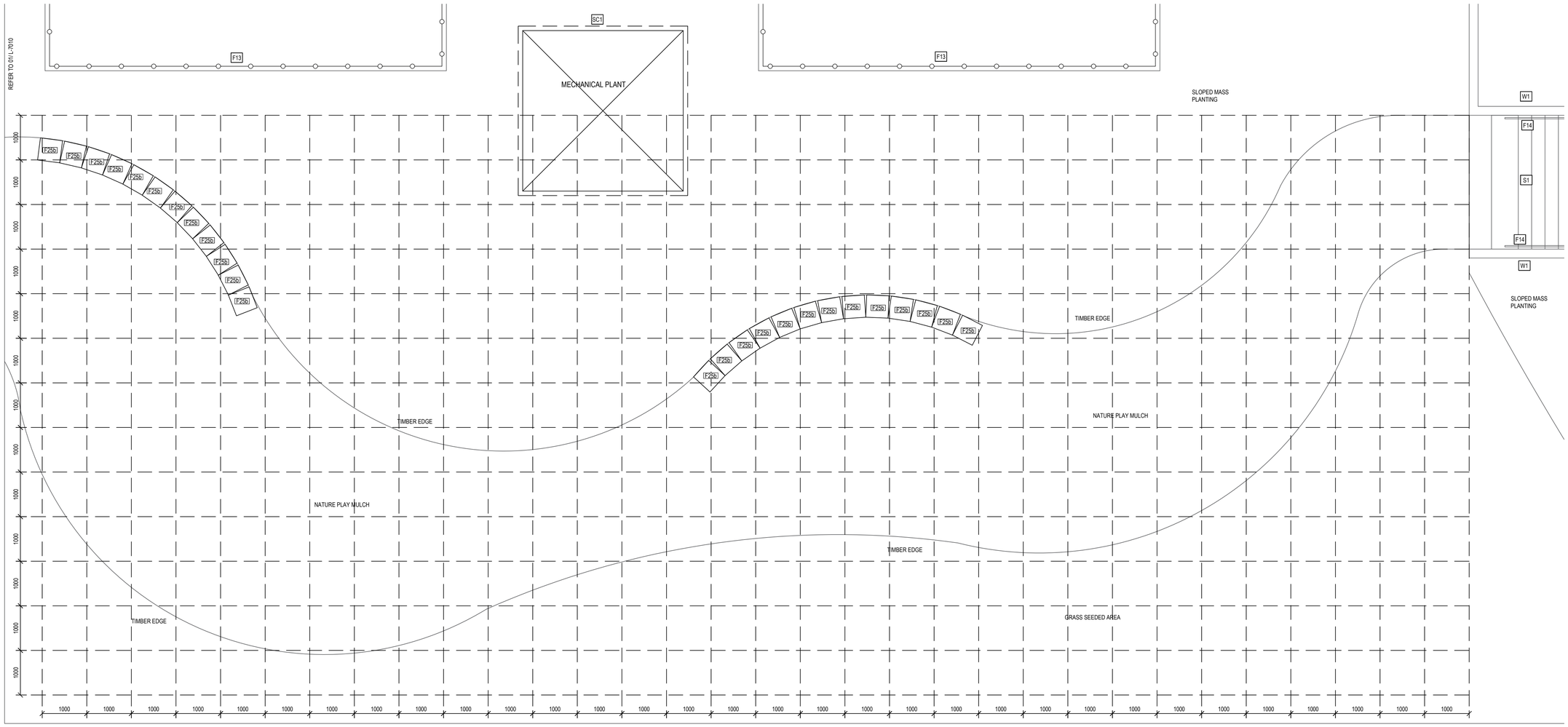

02 7010 NATURE ESCAPE - SETOUT

1 : 50 ZOOM DETAIL

Contractor

RICHARD CROOKES CONSTRUCTIONS

Client

NSW GOVERNMENT Education

GROUP GSA

Group GSA Pty Ltd ABN 76 002 113 779
Level 7, 80 William St East Sydney NSW Australia 2011 www.groupgsa.com

T +612 9361 4144 F +612 9332 3458

architecture interior design urban design landscape
nom architect M. Sheldon 3990

Project Title

GALUNGARA PUBLIC SCHOOL

Drawing Title

LANDSCAPE DETAILS
ZOOM DETAILS

Scale	
Drawing created (date)	10/07/2019
By	ZM
Plotted and checked by	ZM
Verified	FR
Approved	FR

Drawing No		Issue
180645	L-7010	C

File	Plot Date
$FILE$	$DATE$

This drawing is the copyright of Group GSA Pty Ltd and may not be altered, reproduced or transmitted in any form or by any means in part or in whole without the written permission of Group GSA Pty Ltd.

All levels and dimensions are to be checked and verified on site prior to the commencement of any work, making of shop drawings or fabrication of components.
Do not scale drawings. Use figured Dimensions.

Amendments		
Issue	Description	Date
A	FINAL DETAILED DESIGN	12/07/2019
B	DETAILED DESIGN	20/08/2020

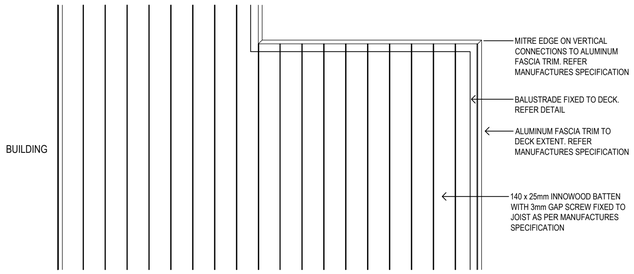

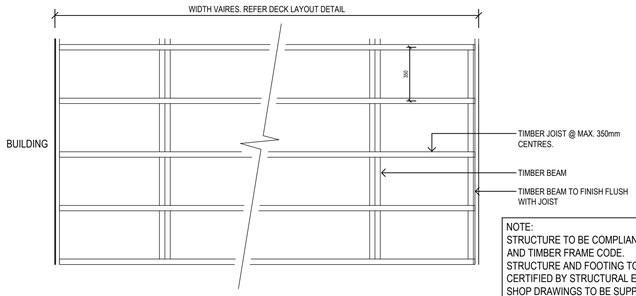

NOTE:
STRUCTURE TO BE COMPLIANT TO DDA AND TIMBER FRAME CODE.
STRUCTURE AND FOOTING TO BE CERTIFIED BY STRUCTURAL ENGINEER.
SHOP DRAWINGS TO BE SUPPLIED FOR APPROVAL PRIOR TO CONSTRUCTION.

01 / 7011 TYPICAL TIMBER DECK

1 : 20 — TYPICAL DETAIL

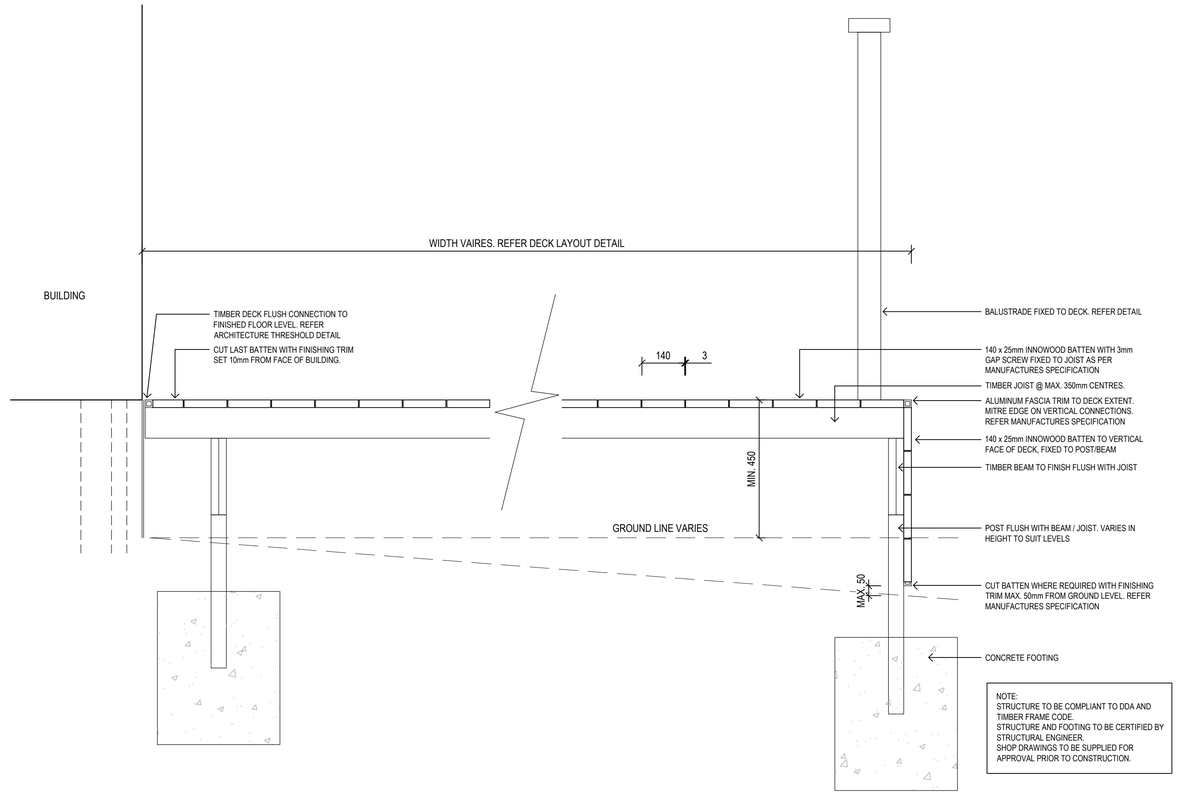

NOTE:
STRUCTURE TO BE COMPLIANT TO DDA AND TIMBER FRAME CODE.
STRUCTURE AND FOOTING TO BE CERTIFIED BY STRUCTURAL ENGINEER.
SHOP DRAWINGS TO BE SUPPLIED FOR APPROVAL PRIOR TO CONSTRUCTION.

02 / 7011 TYPICAL TIMBER DECK

1 : 10 — TYPICAL SECTION

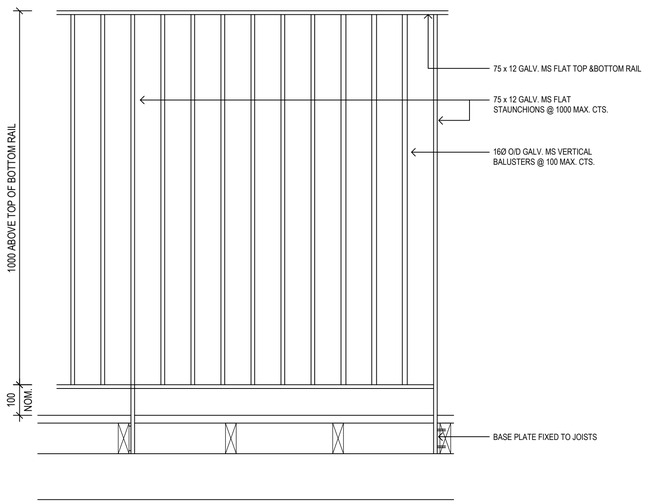

02 / 7006 TYPICAL BALUSTRADE

1 : 10 / 1 : 5 — TYPICAL SECTION

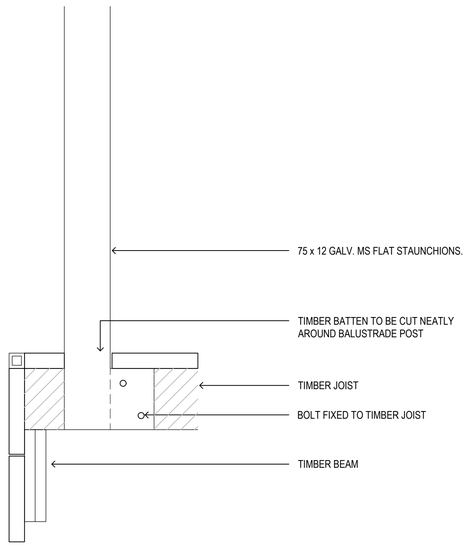

03 / 7006 TYPICAL BALUSTRADE FIXING

1 : 5 — TYPICAL SECTION

Contractor
RICHARD CROOKES CONSTRUCTIONS

Client
NSW GOVERNMENT Education

GROUP GSA
Group GSA Pty Ltd ABN 76 002 113 779
Level 7, 80 William St East Sydney NSW Australia 2011 www.groupgsa.com
T +612 9361 4144 F +612 9332 3458
architecture interior design urban design landscape
nom architect M. Sheldon 3990

Project Title
GALUNGARA PUBLIC SCHOOL

Drawing Title
LANDSCAPE DETAILS DECK AND BALUSTRADE

Scale	
Drawing created (date)	10/07/2019
By	ZM
Plotted and checked by	ZM
Verified	FR
Approved	FR
Drawing No	180645 L-7011
Issue	B
File	$FILE$
Plot Date	$DATE$

This drawing is the copyright of Group GSA Pty Ltd and may not be altered, reproduced or transmitted in any form or by any means in part or in whole without the written permission of Group GSA Pty Ltd.
All levels and dimensions are to be checked and verified on site prior to the commencement of any work, making of shop drawings or fabrication of components.
Do not scale drawings. Use figured Dimensions.

Amendments

Issue	Description	Date
A	FINAL DETAILED DESIGN	12/07/2019
B	MECH PLANT SET-OUT REVISED	11/11/2019
C	DETAILED DESIGN	20/12/2019
D	DETAILED DESIGN	20/08/2020

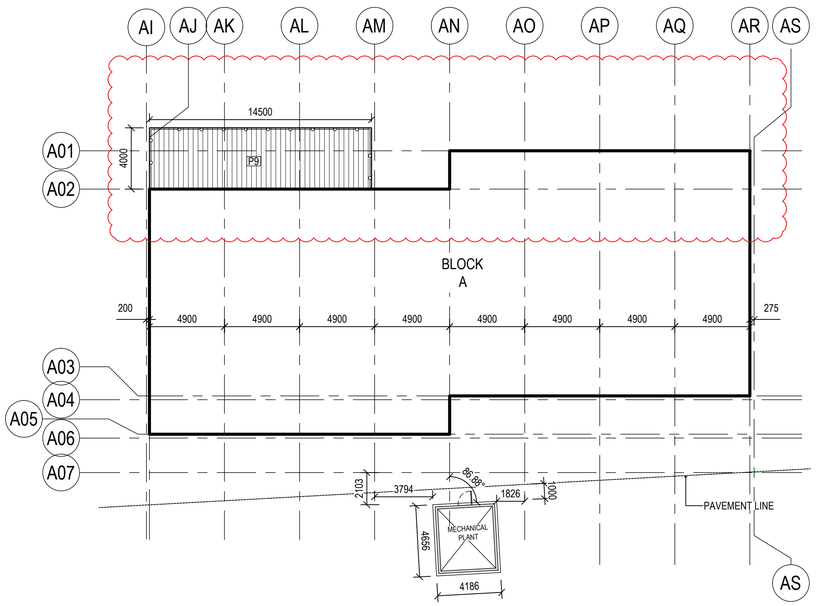

01 7012 DECK BLOCK A - SETOUT

1 : 200 ZOOM DETAIL

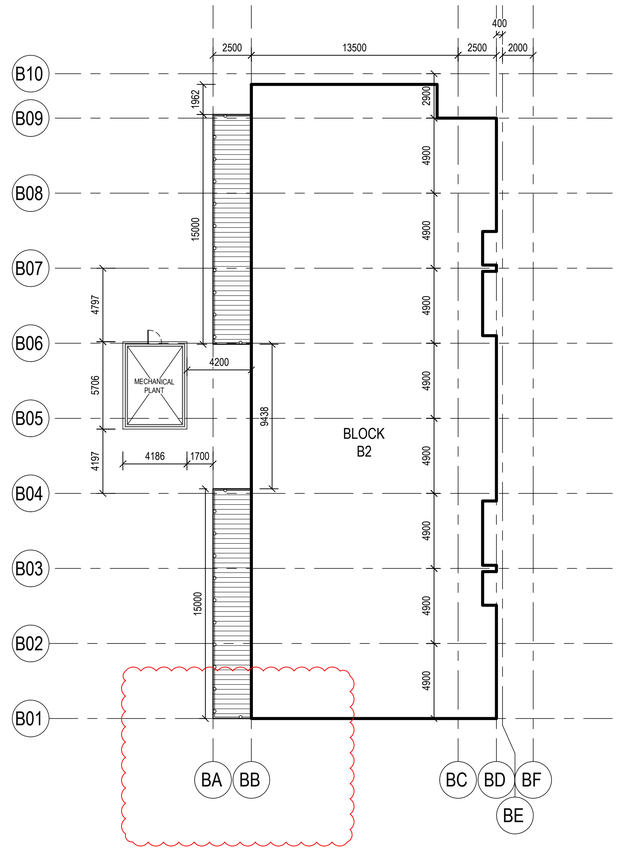

02 7012 DECK BLOCK B2 - SETOUT

1 : 200 ZOOM DETAIL

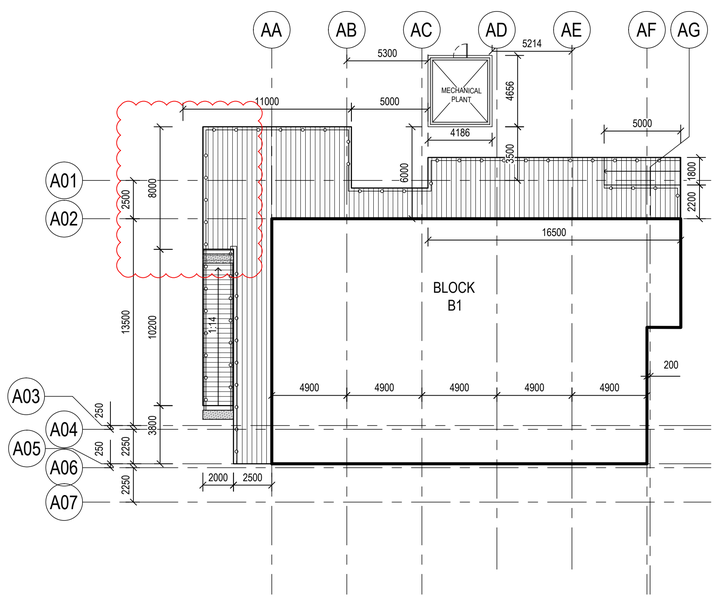

03 7012 DECK BLOCK B1 - SETOUT

1 : 200 ZOOM DETAIL

Block	Mechanical Plant Dimensions	Concrete slab Dimensions	RL A Centre of slab	RL B Edge of slab
A	Refer dwg no: L-7014	4656 x 4186mm	tbc	tbc
B1	Refer dwg no: L-7014	4656 x 4186mm	tbc	tbc
B2	Refer dwg no: L-7014	5706 x4186mm	tbc	tbc
B3	tbc	tbc	tbc	tbc
B4	tbc	tbc	tbc	tbc

Contractor

RICHARD CROOKES CONSTRUCTIONS

Client

NSW GOVERNMENT Education

GROUP GSA

Group GSA Pty Ltd ABN 76 002 113 779
Level 7, 80 William St East Sydney NSW Australia 2011 www.groupgsa.com

T +612 9361 4144 F +612 9332 3458

architecture interior design urban design landscape
nom architect M. Sheldon 3990

Project Title

GALUNGARA PUBLIC SCHOOL

Drawing Title

LANDSCAPE DETAILS
TIMBER DECK LAYOUT
& MECH PLANT SET-OUT

Scale AS SHOWN

Drawing created (date) 10/07/2019

By ZM

Plotted and checked by ZM

Verified FR

Approved FR

Drawing No 180645 L-7012 Issue D

File $FILE$ Plot Date $DATE$

This drawing is the copyright of Group GSA Pty Ltd and may not be altered, reproduced or transmitted in any form or by any means in part or in whole without the written permission of Group GSA Pty Ltd.
All levels and dimensions are to be checked and verified on site prior to the commencement of any work, making of shop drawings or fabrication of components.
Do not scale drawings. Use figured Dimensions.

Amendments

Issue	Description	Date
A	DETAILED DESIGN	12/07/2019
B	DETAILED DESIGN	20/12/2019
C	MECHANICAL PLANTS (B4) UPDATE	25/06/2020
D	DETAILED DESIGN	20/08/2020

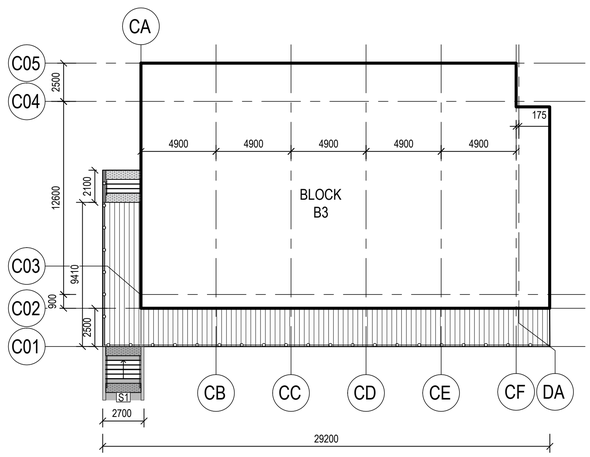

01 7013 DECK BLOCK B3 - SETOUT

1 : 200 ZOOM DETAIL

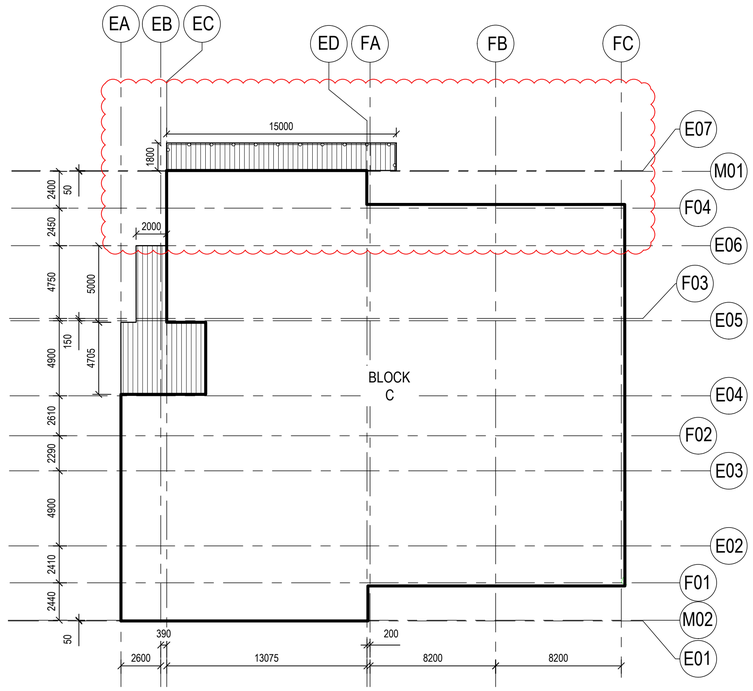

02 7013 DECK BLOCK C - SETOUT

1 : 200 ZOOM DETAIL

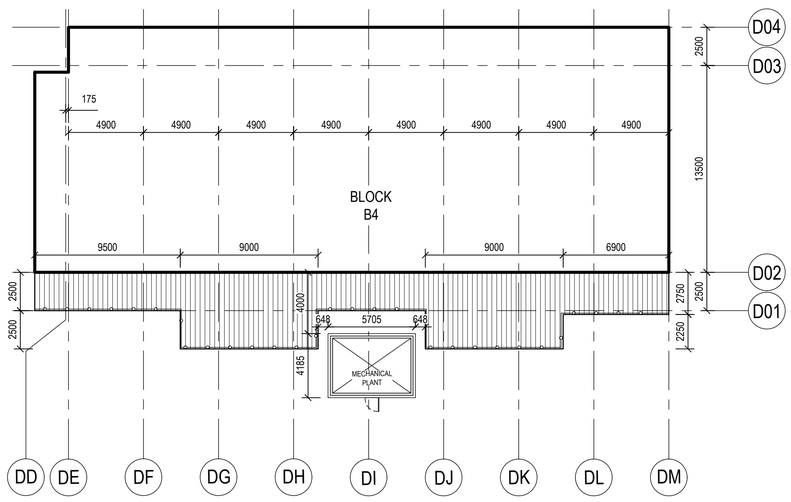

03 7013 DECK BLOCK B4 - SETOUT

1 : 200 ZOOM DETAIL

Block	Mechanical Plant Dimensions	Concrete Slab Dimensions	RL A Centre of Slab	RL B Edge of Slab
A	Refer dwg no: L7014	4656 x 4186mm	tbc	tbc
B1	Refer dwg no: L7014	4656 x 4186mm	tbc	tbc
B2	Refer dwg no: L7014	5706 x 4186mm	tbc	tbc
B3	tbc	tbc	tbc	tbc
B4	Refer dwg no: L7014	5705 x 4185mm	tbc	tbc

Contractor

RICHARD CROOKES CONSTRUCTIONS

Client

NSW GOVERNMENT Education

GROUP GSA

Group GSA Pty Ltd ABN 76 002 113 779
Level 7, 80 William St East Sydney NSW Australia 2011 www.groupgsa.com

T +612 9361 4144 F +612 9332 3458

architecture interior design urban design landscape
nom architect M. Sheldon 3990

Project Title

GALUNGARA PUBLIC SCHOOL

Drawing Title

LANDSCAPE DETAILS
TIMBER DECK LAYOUT

Scale	AS SHOWN
Drawing created (date)	10/07/2019
By	ZM
Plotted and checked by	ZM
Verified	FR
Approved	FR

Drawing No		Issue
180645	L-7013	D

File $FILE$ Plot Date $DATE$

This drawing is the copyright of Group GSA Pty Ltd and may not be altered, reproduced or transmitted in any form or by any means in part or in whole without the written permission of Group GSA Pty Ltd.
All levels and dimensions are to be checked and verified on site prior to the commencement of any work, making of shop drawings or fabrication of components.
Do not scale drawings. Use figured Dimensions.

Amendments

Issue	Description	Date
A	REVISED MECH PLANT	11/11/2019
B	DETAILED DESIGN	20/12/2019
C	DETAILED DESIGN	27/07/2020
D	DETAILED DESIGN	20/08/2020

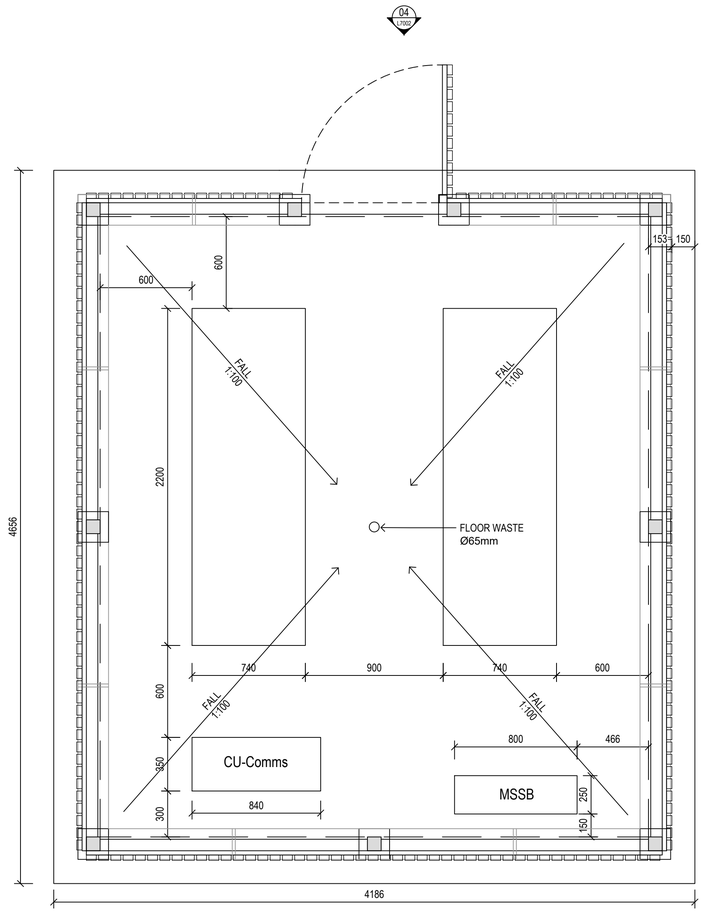

01 7014 MECHANICAL PLANT SCREEN _BLOCK A
1 : 20 TYPICAL PLAN

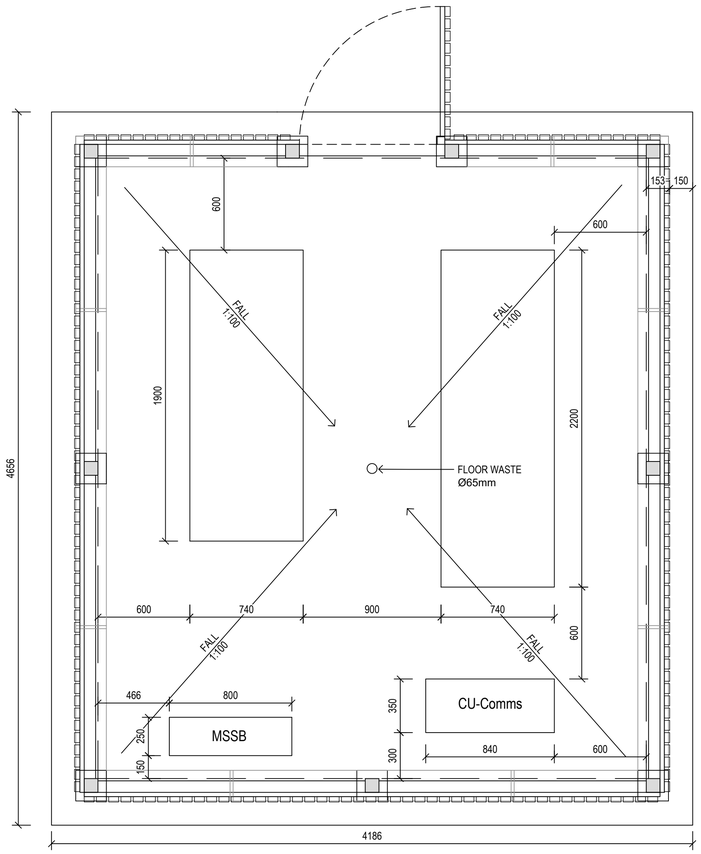

02 7014 MECHANICAL PLANT SCREEN _BLOCK B1
1 : 20 TYPICAL PLAN

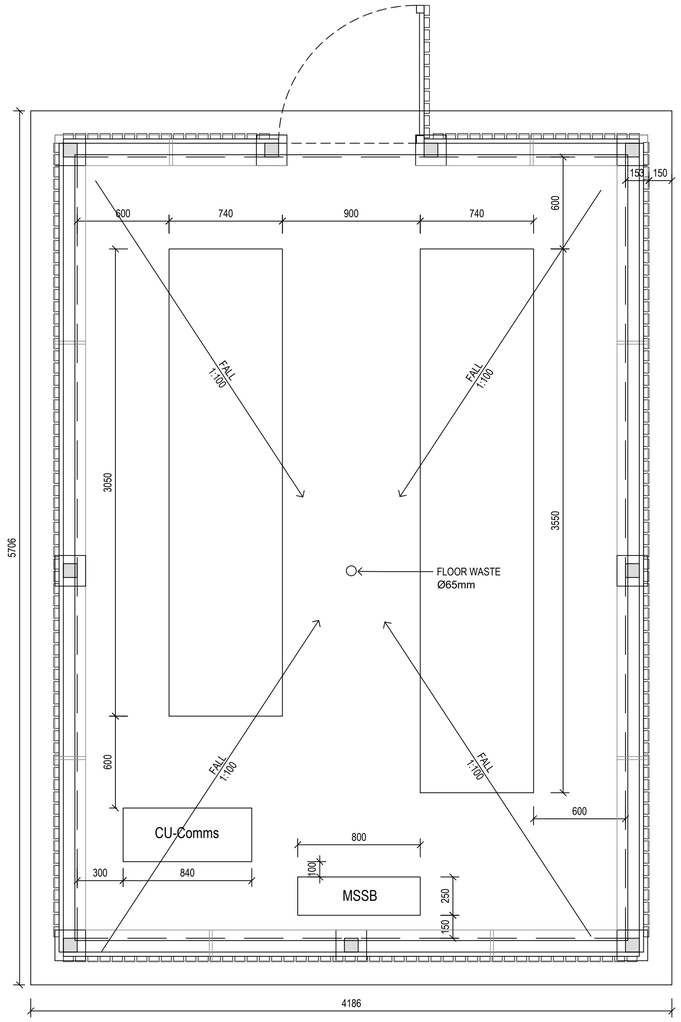

03 7014 MECHANICAL PLANT SCREEN _BLOCK B2 & B4
1 : 20 TYPICAL PLAN

Contractor
RICHARD CROOKES CONSTRUCTIONS

Client
NSW GOVERNMENT Education

GROUP GSA

Group GSA Pty Ltd ABN 76 002 113 779
Level 7, 80 William St East Sydney NSW
Australia 2011 www.groupgsa.com

T +612 9361 4144 F +612 9332 3458

architecture interior design urban design landscape
nom architect M. Sheldon 3990

Project Title
GALUNGARA
PUBLIC SCHOOL

Drawing Title
LANDSCAPE DETAILS
MECHANICAL PLANT SET OUT

Scale	AS SHOWN
Drawing created (date)	10/07/2019
By	ZM
Plotted and checked by	ZM
Verified	FR
Approved	FR

Drawing No		Issue
180645	L-7014	D

File	Plot Date
$FILE$	$DATE$

This drawing is the copyright of Group GSA Pty Ltd and may not be altered, reproduced or transmitted in any form or by any means in part or in whole without the written permission of Group GSA Pty Ltd.
All levels and dimensions are to be checked and verified on site prior to the commencement of any work, making of shop drawings or fabrication of components.
Do not scale drawings. Use figured Dimensions.

Amendments		
Issue	Description	Date
A	DETAILED DESIGN	28/05/2020
B	DETAILED DESIGN	20/08/2020

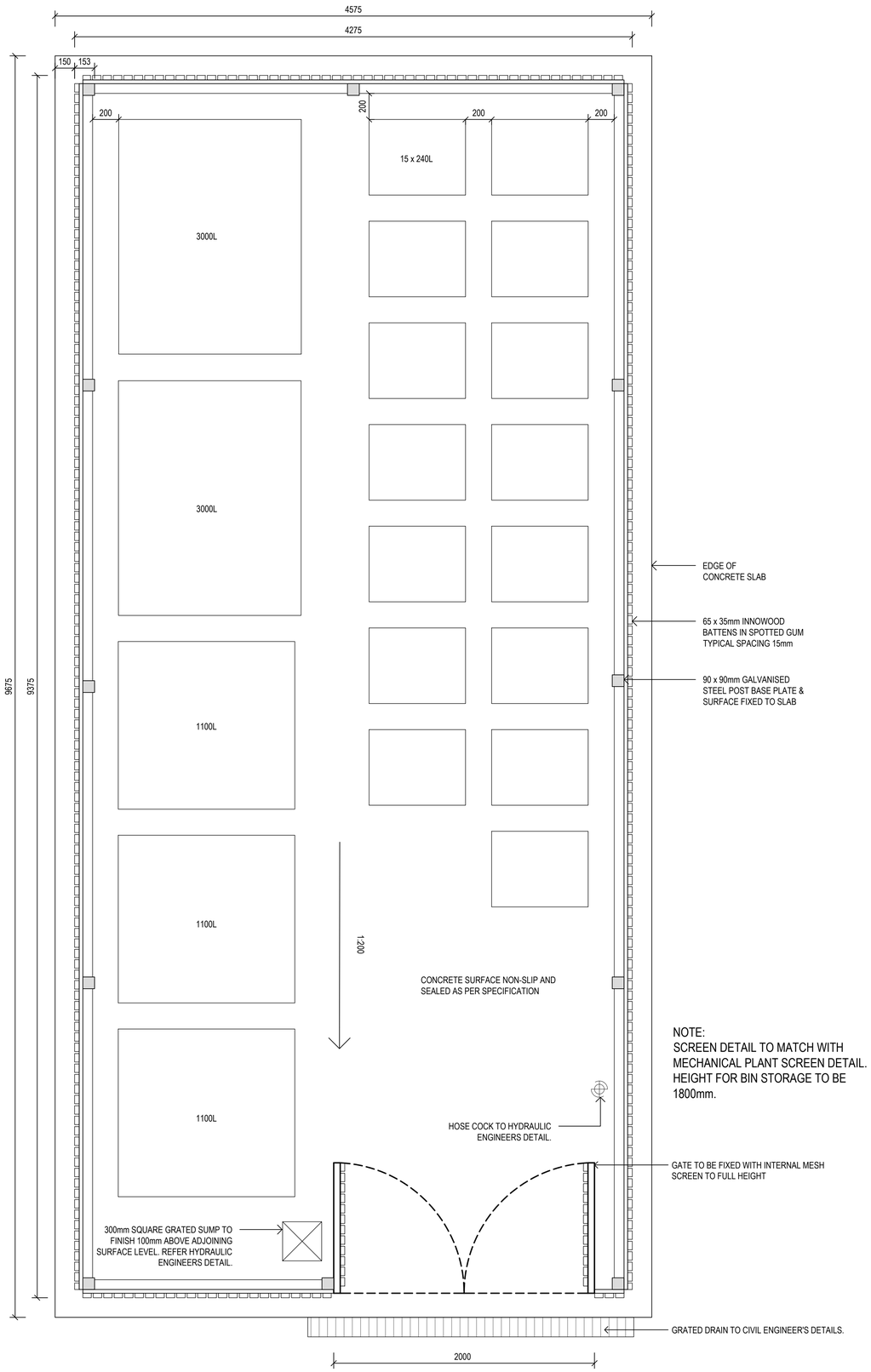

NOTE:
SCREEN DETAIL TO MATCH WITH MECHANICAL PLANT SCREEN DETAIL. HEIGHT FOR BIN STORAGE TO BE 1800mm.

01 / 7015 BIN STORAGE
1 : 20 TYPICAL PLAN

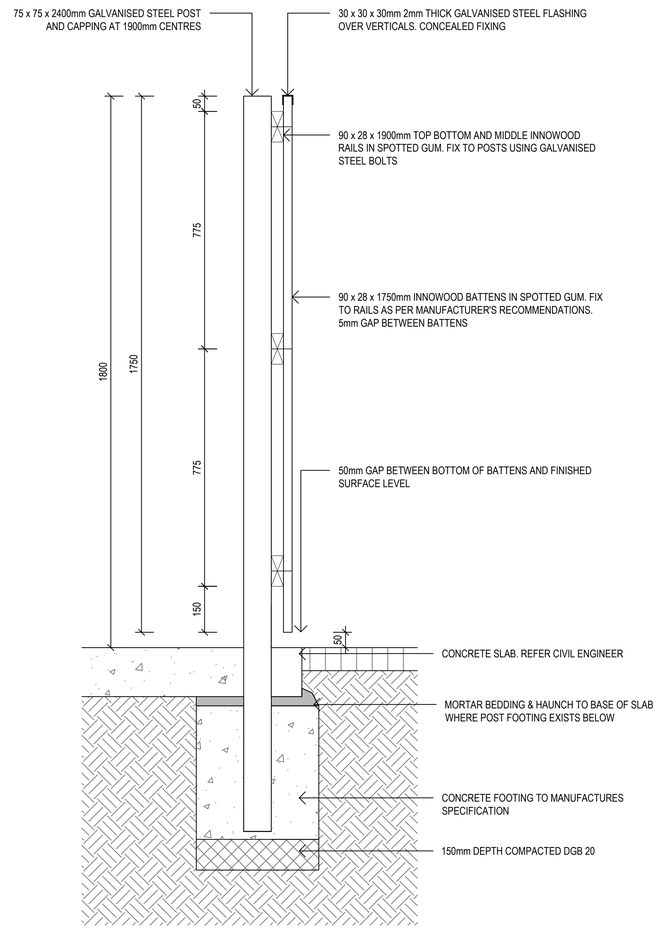

02 / 7015 TYPICAL BIN STORAGE
1:10 TYPICAL SECTION

Contractor
RICHARD CROOKES CONSTRUCTIONS

Client
NSW GOVERNMENT Education

GROUP GSA
Group GSA Pty Ltd ABN 76 002 113 779
Level 7, 80 William St East Sydney NSW Australia 2011 www.groupgsa.com
T +612 9361 4144 F +612 9332 3458
architecture interior design urban design landscape
nom architect M. Sheldon 3990

Project Title
GALUNGARA PUBLIC SCHOOL

Drawing Title
LANDSCAPE DETAILS
BIN STROAGE

Scale	AS SHOWN
Drawing created (date)	06/12/2019
By	ZM
Plotted and checked by	ZM
Verified	FR
Approved	FR

Drawing No	Issue
180645 L-7015	B

File	Plot Date
$FILE$	$DATE$

This drawing is the copyright of Group GSA Pty Ltd and may not be altered, reproduced or transmitted in any form or by any means in part or in whole without the written permission of Group GSA Pty Ltd.
All levels and dimensions are to be checked and verified on site prior to the commencement of any work, making of shop drawings or fabrication of components.
Do not scale drawings. Use figured Dimensions.