









9693 INTERIORS SCHEDULE				
REVISION DETAILS				
ISSUE	DATE	DESCRIPTION	CHECKED	APPROVED
1	19.10.20	TENDER	NE/SO	BM
2	23/10/20	TENDER	NE/SO	BM
A	31/08/21	FOR CONSTRUCTION	RM	NE
B	22/10/2021	Addendum 1	RP	NE
CODES				
FL	Flooring			
SK	Skirting			
CL	Ceilings			
AF	Applied finishes			
PF	Paint finishes			
B	Balustrade			
JN	Joinery			
FF+E GROUP CODES (REFER TO 9694 FF+E SCHEDULE)				
GROUP	DESCRIPTION	SUPPLY	INSTALL	
Group 1	Head Contractor base building provision - coordinate, supply and install	Contractor	Contractor	
Group 2	Head Contractor base building fitout provision - coordinate, supply and install	Contractor	Contractor	
Group 3	Specified and procured by Principal, installation managed by Head Contractor	Principal	Contractor	
Group 4	Specified, procured and installed by Principal 4 weeks before contract completion date	Principal	Principal	
Group 5	Specified, procured and installed by Principal post completion	Principal	Principal	
NOTES				
1. SCHEDULE MUST BE PRINTED IN COLOUR AND TO SIZE				
2. All quantities referenced in this document are to be cross-checked by Contractors against the relevant plans and details prior to finalisation of costs, lead times and procurement. ANY DISCREPANCIES ARE TO BE BROUGHT TO THE ATTENTION OF AJ+C AT TIME OF TENDER.				
3. This document is intended to describe scope of works and functionality only. Contractors are to ensure all elements are co-ordinated and buildable and time of tender. Any discrepancies and concerns to be raised at time of tender for clarification by AJ+C.				
4. All shelving to be adjustable unless noted otherwise.				
5. All drawer runners to be Blum or Hafele soft close.				
6. Schedule is to be read in conjunction with the drawings, other schedules and specification.				
AMENDMENTS				
Amendments to previous issue are noted as additions or deletions				

9693 INTERIORS SCHEDULE			
SUPPLIER DETAILS			
NAME	CONTACT	CONTACT NUMBER	EMAIL
Academy Tiles	Faris Bawazier	(02) 9436 3566	faris@academytiles.com.au
AJK Holdings	Andrew Kidd	0407 733 733	andrew@ajkholdings.net
Armstrong	Nathan Thebridge	0412 736 395	nthebridge@armstrong.com
CASF	Rachel Higgins	0498 014 644	rachelhiggins@casf.com.au
Décor Systems	Daniel Williams	1800 035 035	daniel.williams@decorsystems.com.au
Dulux	Romina Basto	0434 864 114	romina.basto@dulux.com.au
Instyle	Alvin Cruz	(02) 9317 0222	acruz@instyle.com.au
Interface	Dawn Cameron	(02) 8332 2400	Dawn.Cameron@interface.com
JSB Lighting	Ben Moth	(02) 9571 8800	benm@jsblighting.com.au
Kezu	Carlos Letelier	(02) 8004 4531	carlos@kezu.com.au
Koda Lighting	Phil McCall	0433 154 928	phil@kodalighting.com.au
Kvadrat Maharam	Carly Tyrell	0409 800 932	caty@kvadratmaharam.com
Laminex	Kirsten Moore	0408 331 006	kirsten.moore@laminex.com.au
Living Edge	Yung Luong	0408 998 008	yung.luong@livingedge.com.au
Living Tiles	Georgia Kotsias	(02) 9818 0000	georgia@livingtiles.com.au
Mailsafe		1300 794 555	mail@mailmaster.biz
Schiavello	Nilo Ibarburu	0410 582 116	nibarburu@schiaavello.com.au
Skheme	David Cusumano	(02) 8755 2300	davidc@skheme.com
Surface Gallery	Adrian Zipevski	(02) 9566 2002	adrian@surfacegallery.com.au
The Andrews Group	Monique Timmins	0477 010 314	monique@theandrewsgroup.com.au
Three by Three	Beth Peake	0401 711 186	beth@threebythree.net.au
Ubiq	Mark Pulham	0412 601 467	markp@ubiq.com.au
Walmay	Sales	1300 393 493	sales@walmay.com.au








9693 INTERIORS SCHEDULE			
CODE	DESCRIPTION	DETAIL	IMAGE
FLOORING FINISHES			
FL01	Item	CARPET	
	Supplier	Interface	
	Manufacturer	Interface	
	Product	On Line	
	Finish/ colour	Pewter	
	Dimensions	250 x 1000 mm	
	Install method	Ashlar, refer to installation instructions	
	Acoustics	N/A	
	Slip rating	N/A	
	Fire rating	CHF / CRF Value: 7.5 kW/m2 Smoke Value: 149 % min	
	ESD credentials	Carbon neutral production, includes recycled content	
	Other		
	Location	<i>To common area, office space and corridors, L3, L4 , Multipurpose Basement 00.04</i>	
FL02	Item	Vinyl Flooring	
	Supplier	Bolon	
	Product	Woven Vinyl Flooring Artisan	
	Colour	V2 colour selection	
	Type A.	Artisan Coal Jade	
	Type B.	Artisan Malachite Quartz	
	Type C.	Sienna	
	Size	Standard tile	
	Install method	Direct stick, in stripe layout, layouts to be provided	
	Warranty	15 years	
	Fire hazard rating		
	Location	<i>To common Student lounge GF</i>	
FL03	Item	FLOOR TILE	
	Supplier	Surface Gallery	
	Manufacturer	Surface Gallery	
	Product	Cementa Porcelain Tiles	
	Finish/ colour	Grey Matt	
	Dimensions	900 x 450 x <u>9mm</u>	
	Install method	See architectural drawings for tile set out	
	Grout	MAPEI 113 Grigio Cemento (Cement Grey)	
	Acoustics	N/A	
	Slip rating	P3 Generally, P5 to 1:10 Ramp and Stair to basement gym	





CODE	DESCRIPTION	DETAIL	IMAGE
FLOORING FINISHES			
FL04	Item	VINYL FLOORING	
	Supplier	Polyflor Australia	
	Manufacturer	Polyflor UK	
	Product	Polysafe Quattro Pur	
	Finish/ colour	5767 / Cool Pebble	
	Dimensions	Roll size: 2m x 20m / Gauge 2mm	
	Install method	Direct stick to dry, clean subfloor, with a Polyflor approved epoxy adhesive ; welded joints - refer to full installation method outlined on Polyflor's website	
	Acoustics	None	
	Slip rating	P4	
	Fire rating	Complies with BCA Spec C1.10-3	
	ESD credentials		
	Other	Coved Vinyl Skirtings	
	Location	<i>Laundry Lev 2, commercial laundry grade</i>	
FL05	Item	FLOOR TILE	
	Supplier	Surface Gallery	
	Manufacturer	Surface Gallery	
	Product	Aspect	
	Finish/ colour	Grey SG239	
	Dimensions	100 x 100 x <u>9mm</u>	
	Install method	Stackbond	
	Grout	MAPEI 113 Grigio Cemento (Cement Grey)	
	Acoustics	ISO 140.8 ΔLw = 16dB	
	Slip rating	P3	
	Fire rating	N/A	
	ESD credentials	N/A	
	Other	See architectural drawings for tile set out	
	Location	<i>Accessible WC GF + SOUs</i>	
FL06	Item	VINYL FLOORING	
	Supplier	Interface	
	Manufacturer	Interface	
	Product	Walk of Life	
	Finish/ colour	A012-05 Charcoal	
	Dimensions	Tile size: 500m x 500m / Gauge 4.5mm	
	Install method	Direct stick to dry, clean subfloor, with a Polyflor approved epoxy adhesive ; welded joints - refer to full installation method outlined on Polyflor's website	
	Acoustics	None	
	Slip rating	P3	
	Fire rating	ASTM F1514 ΔE< 8 avg Max	
	ESD credentials	EN ISO 13501-1 Class BFI-S1 NSF/ANSI 332, Meets Certification Guidelines Contributes to IEQ: Low Emitting Materials; M&R: EPD and EPR.	
	Location	<i>SOUs</i>	



CODE	DESCRIPTION	DETAIL	IMAGE
FLOORING FINISHES			
FL07	Item	VINYL FLOORING	
	Supplier	Polyflor Australia	
	Manufacturer	Polyflor UK	
	Product	Palettone	
	Finish/ colour	8637 / Lunar Landscape	
	Dimensions	Roll size: 2m x 20m / Gauge 2mm	
	Install method	Direct stick to dry, clean subfloor, with a Polyflor approved epoxy adhesive ; welded joints - refer to full installation method outlined on Polyflor's website	
	Acoustics	None	
	Slip rating	P3	
	Fire rating	Mean CHF: 9.8kW/m2	
		Mean Smoke Value: 111 % min	
	ESD credentials	A+ BRE, Green Guide for use in Education: BRE Level A + ;	
		100% recyclable & contains 25% recycled material;	
	Other		
	Location	<i>Kitchenette L1, Store L2,L3</i>	
FL08	Item	GYM FLOORING	
	Supplier	Regupol	
	Product	Regupol 40/80 high density foam	
	Colour	Evroll sydney	
	Dimensions	1000 x 2000 tiles	
	Install method	Direct stick	
	Slip rating	P3	
	Fire rating	CRF min 2.2kW/m2	
		SDR max 750%min	
	Other		
	Location	<i>To gym area LG</i>	
FL09	Item	FLOOR TILE - SEE FL03	
FL10	Item	FLOOR TILE - SEE FL03	
FL11	Item	EXTERNAL PAVER	
	Supplier	REFER TO LANDSCAPE SPECIFICATION	
	Product		
	Finish		
	Colour		
	Size		
	Install Method		
	Slip rating		
	Grout		
	Location	Level 4 External	




CODE	DESCRIPTION	DETAIL	IMAGE
FLOORING FINISHES			
FL12	Item	TGSI - external	
	Supplier		
	Product		
	Finish		
	Colour	See FL15	
	Size		
	Install Method		
	Slip rating		
	Grout		
	Location	Stairs External	
FL13		NOT USED	
FL14	Item	EXTERNAL PAVER	
	Supplier	REFER TO LANDSCAPE SPECIFICATION	
FL15	Item	EXTERNAL TILES	
	Supplier	Surface Gallery	
	Product	CEMENTA Porcelain Tile	
	Finish	Textured	
	Colour	Smoke	
	Size	598 x 298	
	Install Method	Offset stagger	
	Slip rating	P5	
	Grout	Provide epoxy grout in matching colour	
	Other	<i>For TGSI refer to FFE Schedule TI</i>	
	Location	<i>External Ramp, External Stair Ground Floor, Balcony to GF Common Kitchen</i>	
FL16	Item	EXTERNAL PAVER	
	Note	REFER TO LANDSCAPE SPECIFICATION	
	Other	<i>Public Domain, Lane</i>	
FL17	Item	ANTI-STATIC VINYL	
	Supplier	Tarkett	
	Manufacturer	Tarkett	
	Product	Granit SD	
	Finish/ colour	Grey, 3096711	
	Dimensions	2 x 23m roll width, 2mm thick	
	Install method	Install according to manufacturers installation instructions. Install with unicoloured medium grey 0394 welding strip to match.	
	Acoustics		
	Slip rating	P3	
	Fire rating		
	ESD credentials		
	Other		
	Location	<i>Comms Room, MSB</i>	




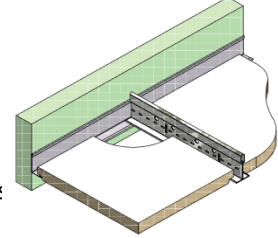
CODE	DESCRIPTION	DETAIL	IMAGE
FLOORING FINISHES			
FL18	Item	CARPET TILES	
	Supplier	Interface	
	Manufacturer	Interface	
	Product	On Line Composure Colours 2484	
	Finish/ colour	Peacock Abyss	
	Dimensions	250 x 1000 mm 500x500	
	Install method	Ashlar, refer to installation instructions	
	Acoustics	N/A	
	Slip rating	N/A	
	Fire rating	CHF / CRF Value: 7.5 kW/m2	
		Smoke Value: 149 % min	
	ESD credentials	Carbon neutral production, includes recycled content	
	Other		
	Location	Storage 00.03 Office, Managers Room, RM Room and reception area	
FL19	Item	CARPET TILES	    
	Supplier	Interface	
	Manufacturer	Interface	
	Product	On Line, AE317, AE315, AE311	
	Finish/ colour	Mandarin Persimmon/Greige	
	Dimensions	250 x 1000 mm	
	Install method	Ashlar, refer to installation instructions. Pattern by tile	
	Acoustics	N/A	
	Slip rating	N/A	
	Fire rating	CHF / CRF Value: 7.5 kW/m2	
		Smoke Value: 149 % min	
	ESD credentials	Carbon neutral production, includes recycled content	
	Other		
	Location	To meeting, study level 4 Storage 00.03	
FL20	Item	FLOOR TILE	
	Supplier	Surface Gallery	
	Manufacturer	Surface Gallery	
	Product	Luminosa - Porcelain tile	
	Finish/ colour	Luminosa Red Matt	
	Dimensions	150x150	
	Install method	As per manufacturers guidelines	
	Grout		
	Acoustics	N/A	
	Slip rating	P3 slip rating	
	ESD credentials		
	Other		
	Location	Level 2 + 4 Kitchen	

CODE	DESCRIPTION	DETAIL	IMAGE
FLOORING FINISHES			
FL21	Item	Vinyl Flooring	
	Supplier	Bolon	
	Product	Woven Vinyl Flooring	
	Colour	V2 colour selection	
	Size	Standard tile	
	Install method	Direct stick	
	Warranty	15 years	
	Fire hazard rating		
	Location	<i>Level 2 Kitchen</i>	
FL22	Item	Carpet	
	Supplier	Interface	
	Product	Composure Colours - 2484	
	Colour	Wine	
	Size	Standard tile 500x500	
	Install method	Direct stick	
	Warranty	15 years	
	Fire hazard rating		
	Location	<i>FM and Managers Office</i>	
FL23	Item	VINYL FLOORING	 
	Supplier	Polyflor Australia	
	Manufacturer	Polyflor UK	
	Product	Palettone	
	Finish/ colour	PennyRoyal Mint 8652	
	Dimensions	Roll size: 2m x 20m / Gauge 2mm	
	Install method	Direct stick to dry, clean subfloor, with a Polyflor approved epoxy adhesive ; welded joints - refer to full installation method outlined on Polyflor's website	
	Acoustics	None	
	Slip rating	P3	
	Fire rating	Mean CHF: 9.8kW/m2	
		Mean Smoke Value: 111 % min	
	ESD credentials	A+ BRE, Green Guide for use in Education: BRE Level A + ; 100% recyclable & contains 25% recycled material;	
	Other		
	Location	<i>Kitchenette L1, Store L2,L3</i>	

CODE	DESCRIPTION	DETAIL	IMAGE
FLOORING FINISHES			
EP	Item	EPOXY FLOOR PAINT	
	Supplier	Sika	
	Manufacturer	Sika	
	Product	Sikafloor 264T 3 Coat System, solvent free epoxy. 2 part textured high build roller and seal	
	Finish/ colour	Silver Grey RAL 7001	
	Dimensions		
	Install method	_Prep existing concrete and apply to manufacturers instructions _Integral cove skirting up walls TO 150H	
	Acoustics	N/A	
	Slip rating	<u>P5 required</u>	
	Fire rating	<i>CRF min. 2.2kW/m2</i> <i>SDR max. 750%min</i>	
	ESD credentials	N/A	
	Other		
	Location	<i>Store room, basement, GF Waste room, Ramp 4 and 5</i>	
MAT 01	Item	Entrance Mat	
	Supplier	Walmay	
	Product	Monumat Entrance matting - Alpha Step 1	
	Colour	Slate Grey 103	
	Size	Refer to plans	
	Install method	Recessed	
	Other	Top of matt surface to be level with the surrounding floor finish (matwell framing MF1220). <i>To Level GF entry/exit mat, L4 Entry from Balcony</i>	

9693 INTERIORS SCHEDULE			
CODE	DESCRIPTION	DETAIL	IMAGE
SKIRTING			
SKT02	Item	RECESSED SKIRTING	
	Supplier	EZ CONCEPT	
	Manufacturer	AluBase	
	Product	Aluminium P50 Shadowline Skirting	
	Finish/ colour	Powdered Coat White or to match coloured wall	
	Dimensions	100H X 14D	
	Install method	As per manufacturers guidelines	
	Acoustics		
	Fire rating		
	ESD credentials		
	Other	Refer to architectural drawings	
	Location	Walls Generally - Corridors, Common Rms	
SKT02	Item	RECESSED SKIRTING	
	Supplier	EZ CONCEPT	 <p>Flat Skirting SK90 / SK100</p>
	Manufacturer	AluBase	
	Product	Aluminium P50 Shadowline Surface mounted flat skirting, SK100	
	Finish/ colour	Powdered Coat Colour White	
	Dimensions	100H X 14D	
	Install method	As per manufacturers guidelines	
	Acoustics		
	Fire rating		
	ESD credentials		
	Other	Refer to architectural drawings.	
	Location	Walls Generally - SOUs	
SKT03	Item	COVED VINYL SKIRTING	
	Product	Same as/To match adjacent floor finish, refer FL04 specification. "Forbo ArmorCove" or similar. Provide fillet cove and finishing angle to top of coved skirting, run adjacent floor finish up wall.	
	Height	150mm	
	Location	Common Laundry	
SKT04	Item	TILED SKIRTING	
	Product	To Match FL05	
	Height	1 tile high	
	Location	Accessible WCs	

9693 INTERIORS SCHEDULE			
CODE	DESCRIPTION	DETAIL	IMAGE
CEILING FINISHES			
CL01	Item	PLASTERBOARD	
	Supplier	CSR	
	Manufacturer	Gyprock	
	GRID	Gyprock suspended steel ceiling system or equal	
	System type		
	Technical details	To comply with AS2785 "Suspended Ceilings - Design and Installation"	
	LINING		
	Product	13mm plasterboard	
	Dimensions	1200 x 2400mm sheet	
	Finish	<i>Refer to Painting specification</i>	
	Colour	<i>Refer to Paint Section of Interiors Schedule</i>	
	Acoustics	<i>Provide acoustic treatment where required by acoustic consultant</i>	
	Fire rating	Average Specific Extinction Area (ASEA) < 250 m2/kg Group Number 1	
	Install method	Report Reference WFRA 45759 Tape and set all joints and edges. P50 shadowline to all perimeter edges	
	Access panels	Where access panels are required, sample and setout of access panel is to be as per drawings or as approved on site. Install as per manufacturer's instructions - no visible framing will be accepted.	
	ESD credentials	None	
	Other		
	<i>Location</i>	Refer to RCP drawings	
CL02	Item	CEILING TILE (TO SOURCE)	
	Supplier	Armstrong or equivalent	
	Product	Armstrong Blue Tongue Modular	
	System type	K2C2 edge with concealed spline suitable for two way grid.	
	Tile Details	TBC Armstrong Ultima plank. Three per module, 1200 x 400	
	Tile Finish	Durabrite White	
	Acoustics	0.7 NRC to achieve requirements of Acoustic Report TBC	
	Fire rating	Group 1	
	Dimensions		
	Install method	Provide 150W Axiom metal pelmet to perimeter, and BP7902	
	Technical detail	To AS2785:2000 Suspended Ceilings	
	Other	Ensure any fixtures to the ceiling are supported independently of the ceiling tile to AS2785	
	<i>Location</i>	<i>Refer to drawings for extent</i>	







CODE	DESCRIPTION	DETAIL	IMAGE
CEILING FINISHES			
CL03	Item	FEATURE CEILING	
	Supplier	Armstrong	 
	Manufacturer	Knauf	
	GRID	Peakform Silhouette 24mm XL	
	System type	T-bar ceiling system	
	Finish	White powdercoat	
	PANELS		
	Product	Mineral fibre tile	
	Edge profile	Tegular	
	Finish	White Durabrite	
	Dimensions	Panel 1200 x 600 x 19	
	Install method	Ceiling support grid. Refer to manufacturers guidelines	
	Technical detail	Custom fixing to allow suspension under ceiling grid - panels to cantilever past ceiling grid.	
	Other		
	Location	<i>Refer to drawings for extent</i>	
CL04	Item	AWNING CLAD	
	Supplier		
	Manufacturer		
	GRID		
	System type		
	Finish		
	PANELS		
	Product		
	Edge profile		
	Finish		
	Dimensions		
	Install method		
	Technical detail		
	Other		
	Location	<i>Refer to drawings for extent</i>	

CODE	DESCRIPTION	DETAIL	IMAGE
CEILING FINISHES			
CL05	Item	MR SET PLASTERBOARD FOR WET AREAS (Aquachek)	NEEDS INSULATION
	Supplier	CSR	
	Manufacturer	Gyprock suspended steel ceiling system or equal	
	GRID	To comply with AS2785 "Suspended Ceilings - Design and Installation"	
	LINING		
	Dimensions	Sheet sizes vary: 900 - 1400mm W x 2400 - 6000mm L x 13mm thick	
	Product	13mm Gyprock Aquachek	
	Finish	PF01. Refer to Painting specification	
	Colour	White: Refer to A9705 for paint colour	
	Acoustic	Average Specific Extinction Area (ASEA) < 250 m2/kg Group Number 1	
	Fire rating	Report Reference WFRA 45759	
	Install method	Tape and set all joints and edges. Set junction to walls Install in accordance with AS/NZS2589 and in accordance with manufacturers installation instructions available in their technical literature	
	Access panels	All square access panels to be fully integrated Rigitone Access Panels to match ceiling. Where round access are required to be integrated with the mechanical diffusers, matching Rigitone gyprock should be used - no visible framing will be accepted. Setout of access panel is to be as per architects RCP's	
	ESD credentials		
	Other		
	Location	Refer to RCP drawings	



CODE	DESCRIPTION	DETAIL	IMAGE
CEILING FINISHES			
CL06	Item	PLASTERBOARD 'FR'	
	Supplier	CSR	
	Manufacturer	Gyprock	
	GRID	Gyprock suspended steel ceiling system or equal	
	System type		
	Technical details	To comply with AS2785 "Suspended Ceilings - Design and Installation"	
	LINING		
	Product	13mm plasterboard FIRE RESISTANT	
	Dimensions	1200 x 2400mm sheet	
	Finish	<i>Refer to Painting specification</i>	
	Colour	<i>Refer to Paint Section of Interiors Schedule</i>	
	Acoustics	<i>Provide acoustic treatment where required by acoustic consultant</i>	
	Fire rating	Average Specific Extinction Area (ASEA) < 250 m2/kg Group Number 1	
	Install method	Report Reference WFRA 45759 Tape and set all joints and edges. P50 shadowline to all perimeter edges	
	Access panels	Where access panels are required, sample and setout of access panel is to be as per drawings or as approved on site. Install as per manufacturer's instructions - no visible framing will be accented.	
	ESD credentials	None	
	Other		
	Location	Refer to RCP drawings	
CL07	Item	TIMBER FEATURE CEILING	
	Supplier	Supawood	
	Manufacturer	Supawood	
	Product	Maxi Beam	
	Dimensions	140mmH x 50mm @ 265mm centres	
	Fire rating	Group 1	
	Finish	SupaFinish (fire retardant)	
	Colour	Fusion Maple SF	
	Acoustics	Black integrated acoustic textile. Autex - Quietspace panles 1200mm x 2400 mm. 25mm thickness. Direct fix. Colour Black	
	Install method	Refer to manufacturers install guidelines	
	ESD credentials	Green Star	
	Other	Provide Access hatches, pre fabricated, where required	
	Location	Student Lounge GF	












CODE	DESCRIPTION	DETAIL	IMAGE
CEILING FINISHES			
CL08	Item	PLASTERBOARD	
	Supplier	CSR	
	Manufacturer	Gyprock	
	GRID	Gyprock suspended steel ceiling system or equal	
	System type		
	Technical details	To comply with AS2785 "Suspended Ceilings - Design and Installation"	
	LINING		
	Product	13mm plasterboard	
	Dimensions	1200 x 2400mm sheet	
	Finish	<i>Refer to Painting specification</i>	
	Colour	<i>Refer to Paint Section of Interiors Schedule</i>	
	Acoustics	<i>Provide acoustic treatment where required by acoustic consultant</i>	
	Fire rating	Average Specific Extinction Area (ASEA) < 250 m2/kg Group Number 1	
	Install method	Report Reference WFRA 45759 Tape and set all joints and edges. P50 shadowline to all perimeter edges	
	Access panels	Where access panels are required, sample and setout of access panel is to be as per drawings or as approved on site. Install as per manufacturer's instructions - no visible framing will be accented	
	ESD credentials	None	
	Other		
	<i>Location</i>	Refer to RCP drawings	
CL09	Item	PERFORATED PB CEILING - ACOUSTIC INSULATION	
	Supplier	CSR Gyprock	
	Product	Gyprock Rigitone	
	Dimensions	12,5mm. 8mm round 8/18 perforation	
	Fire rating		
	Finish/Colour	Flush set Plasterboard with Painted - 1 x coat plasterboard sealer and 2 coats selected paint finish. Refer to Paint Finishes for colour	
	Acoustics	50mm insulation. Rigitone Black fabric backing. TBC 15,5% open area.	
	Fire rating	Non-combustible as per BCA requirements	
	Install method	Square cut and pre-primed panels	
	ESD credentials		
	Other	Allow 10mm p50 shadowline junction to all wall surfaces, unless noted otherwise.	
	Location	<i>Reception - Refer to documentation drawings</i>	

CODE	DESCRIPTION	DETAIL	IMAGE
CEILING FINISHES			
CL10	Item	ACOUSTIC PANELS	
	Supplier	Autex	
	Manufacturer	Autex	
	Product	Frontier 12mm Custome Axis Suspended grid. With Autex - Quietspace panels 1200mm x 2400 mm. 25mm thickness.	 
	Dimensions	Direct fix. Colour Nude White 400x400 grid 150deep	
	Fire rating	Group 1	
	Finish/Colour	Level 2 Kitchen - Lotus 3 Kitchen - Zenith Level 4 Kitchen - Falling Water	 Level
	Acoustics		
	Install method	Suspended - see architectural detail	
	ESD credentials	100% polyester fibre (PET) minimum recycled content 60% for Frontier and 45% for Quietspace Panel	
	Other		
	Location	<i>Communal Kitchens</i>	
CL11	Item	ACOUSTIC PANELS	
	Supplier	Autex	
	Manufacturer	Autex	
	Product	3D Tiles - S-5.53	
	Dimensions	595 mm x 595 mm. 63 mm Thickness	
	Fire rating	Group 1	
	Finish/Colour	Brilliant Orange TBC	
	Acoustics	NRC 0.75	
	Install method	Direct Fixing clip with Clear MS adhesive to fixing teeth	
	ESD credentials	100% polyester fibre (PET) minimum 55% recycled content	
	Other		
	Location	<i>Level 4 Meeting + Study Rooms</i>	
CL12	Item	2x FR Plasterboard Ceiling 75mm	
	Supplier		
	Manufacturer		
	Product		
	Dimensions		
	Fire rating		
	Finish		
	Colour		
	Acoustics		
	Install method		
	ESD credentials		
	Other		
	Location	<i>Laundry; common meeting rooms at L2 and L3</i>	





CODE	DESCRIPTION	DETAIL	IMAGE
CEILING FINISHES			
CL13	Item	ACOUSTIC PANELS	
	Supplier	Autex	
	Manufacturer	Autex	
	Product		
	Dimensions	595 mm x 595 mm. 63 mm Thickness	
	Fire rating	Group 1	
	Finish		
	Colour		
	Acoustics		
	Install method	Direct Fix	
	ESD credentials	55% previously recycled polyester fibre	
	Other		
	Location	<i>Administration rooms; Manager, FM room</i>	
CL14	Item	PERFORATED PLASTERBOARD INSULATION 75mm	
	Supplier		
	Manufacturer		
	Product		
	Dimensions		
	Fire rating		
	Finish		
	Colour		
	Acoustics	75mm	
	Install method		
	ESD credentials		
	Other		
	Location	<i>Ground Lobby; Kitchen</i>	
CL15	Item	ACOUSTIC PANELS	
	Supplier	Autex	
	Manufacturer	Autex	
	Product	Cube	
	Dimensions	25mm thickness. Panel 2438 x 1220	
	Fire rating	Group 1	
	Finish		
	Colour	Lotus or Brilliant Orange TBC	
	Acoustics		
	Install method	Direct Fix	
	ESD credentials	100% polyester fiber (PET)	
	Other		
	Location	<i>Level 4 Study</i>	





CODE	DESCRIPTION	DETAIL	IMAGE
CEILING FINISHES			
RB01	Item	ROLLER BLIND	
	Supplier	Vertilux	
	Manufacturer	Vertilux	
	Product	Spring Operated Roller Blind 1.01	
	Finish/ colour	Master 1 FR - colour TBC	
	Dimensions	Refer to RCP drawings	
	Install method	As per suppliers guidelines	
	Fire rating		
	ESD credentials		
	Other	Manual operation roller blind with spring operation Blinds to be extended past window to ensure no light light leakage. Provide vertical guide channels at corner of corner windows to stop light leakage Color of track to match ceiling finish	
	Location	<i>SOU's</i>	
RB02	Item	ROLLER BLIND	
	Supplier	Vertilux	
	Manufacturer	Vertilux	
	Product	Spring Operated Roller Blind 1.01	
	Finish/ colour	Master 1 FR - colour equal to White Dove	
	Dimensions	Refer to RCP drawings	
	Install method	As per suppliers guidelines	
	Fire rating		
	ESD credentials		
	Other	Manual operation roller blind with spring operation Color of track to match ceiling finish	
	Location	<i>Common Kitchen, Study, Meeting</i>	





9693 INTERIORS SCHEDULE			
CODE	DESCRIPTION	DETAIL	IMAGE
PAINT FINISHES			
PF01	Item	PAINT FINISH	
	Supplier	Dulux	
	Product	Wash n Wear	
	Colour	Whisper White SW1C2	
	Finish	Low sheen	
	Notes	General wall colour	
PF02	Item	PAINT FINISH	
	Supplier	Dulux	
	Product	Wash n Wear	
	Colour	Vivid White SW1G1	
	Finish	Matt(Ceiling), Low Sheen (walls), Semi Gloss	
	Notes	aquanamel(doors) Ceiling and wall colour + Door Leaf SOU internal face	
PF03	Item	PAINT FINISH	
	Supplier	Dulux	
	Product	Wash n Wear	
	Colour	Black SG6G9	
	Finish	Matt(Ceiling), Low Sheen (walls), Semi Gloss	
	Notes	aquanamel(doors) Ceiling, door and Door frame colour - GF Common Lounge Level 2,3	
PF04	Item	PAINT FINISH	
	Supplier	Dulux	
	Product	Micaceous iron oxide	
	Colour	Natural steel grey	
	Finish	N/A	
	Notes	To match external steelwork	
PF06	Item	NOT USED	
PF07	Item	FEATURE PAINT FINISH	
	Supplier	Dulux	
	Product	Wash n Wear	
	Colour	TBA	
	Finish	Flat	
	Notes	Common, Meeting, Ceiling Lev 4	




CODE	DESCRIPTION	DETAIL	IMAGE
PAINT FINISHES			
PF08	Item	PAINT FINISH	
	Supplier	Dulux	
	Product	Mould retardant paint finish - confirm with dulux representative prior to install	
	Colour	Vivid White SW1G1	
	Finish	Semi-gloss	
	Notes	<i>Laundry (Wall, ceiling + Joinery)</i>	
PF09	Item	FEATURE PAINT FINISH	
	Supplier	Dulux	
	Product	Wash n Wear	
	Colour	Level 2 - Silent Sage 3 - Bright Delight	
	Finish	Low Sheen	
	Notes	<i>Kitchen Level 2, 3</i>	
PF10	Item	FEATURE PAINT FINISH	
	Supplier	Dulux	
	Product	Wash n Wear	
	Colour	Temptress	
	Finish	Flat	
	Notes	<i>Reception + Level 1 Kitchen</i>	
PF11	Item	NOT USED	
PF12	Item	PAINT FINISH	
	Supplier	Dulux	
	Product	Wash n Wear	
	Colour	Happy Days	
	Finish	Low Sheen	
	Notes	<i>Kitchen Level 4</i>	


CODE	DESCRIPTION	DETAIL	IMAGE
PAINT FINISHES			
PF13	Item	PAINT FINISH	
	Supplier	Dulux	
	Product	Wash n Wear	
	Colour	Alliance	
	Finish	Low Sheen	
	Notes	<i>Level 1 Lounge</i>	
PF14	Item	PAINT FINISH	
	Supplier	Dulux	
	Product	Wash n Wear	
	Colour	TBC	
	Finish	Low Sheen (walls), Semi Gloss aquanamel(doors)	
	Notes	<i>Door Leaf SOU door corridor face + Corridor Nook Wall</i>	
PF15	Item	PAINT FINISH	
	Supplier	Dulux	
	Product	Wash n Wear	
	Colour	TBC	
	Finish	Semi Gloss aquanamel	
	Notes	<i>Typical Level Lift Lobby</i>	

9693 INTERIORS SCHEDULE			
CODE	DESCRIPTION	DETAIL	IMAGE
APPLIED FINISHES			
AF01	Item	GLASS COLOURBACK	
	Supplier	TBA	
	Product	6mm starfire toughened glass	
	Colour	Equal to Dulux White Exchange Aqua Frost	
	Finish	Colourback with opaque backing	
	Install method	Direct adhesive fix to level substrate	
	Other	SOU's splashback	
AF02	Item	VINYL WALL LINING	
	Supplier	Kube Contract	
	Manufacturer	Vescom	
	Product	Palena Vinyl Wallcovering	
	Colour	1070.08	
	Roll width	1300mm	
	Backing	Cotton backing	
	Install method	Direct stick to level substrate, Texreco Superstrong Adhesive	
	Maintenance	Washable, heavy duty, scratch resistant	
	Fire hazard rating	Group 1	
	Other	SOU's, behind desk and bed head	
JN03	Item	LAMINATE	
AF03	Supplier	Lamitak	
	Product	Laminate board	
	Colour	Moss-SCX1178D	
	Finish	Natural finish	
	Install method	With matching ABS edge where applicable	
	Other	SOU Kitchen colour, joinery finish	
AF04	Item	ACOUSTIC PANEL	
	Supplier	Autex	
	Product	Cube	
	Colour	Falling water	
	Finish		
	Install method	Allow for backing	
	Other	SOU's Pinboard	
AF05	Item	LAMINATE	
	Supplier	Lamitak	
	Product	Laminate board	
	Colour	Jazzberry	
	Finish	Natural finish	
	Install method	With matching ABS edge where applicable	
	Other	Reception Pigeon Holes + Level 1 Kitchen Island	

CODE	DESCRIPTION	DETAIL	IMAGE
APPLIED FINISHES			
AF06	Item	NOT USED	
AF07	Item	ACOUSTIC PANEL	
	Supplier	Woven Image	
	Product	Balance Tile 24mm Thickness. 1300x325	
	Colour	487	
	Fire Rating	Group 1	
	Install method	Direct Fix, refer to supplier guidelines. Layed Vertical	
	Acoustics	0.65 (No air gap)	
	ESD credentials	Green tag certification, Low VOC. 100% PET (60% recycled)	
	Location	<i>FM and Managers Offices</i>	
AF08	Item	LAMINATE	
	Supplier	Laminate	
		Laminate board	
	Colour	White Matt	
	Finish	Natural Finish	
	Install method	With matching ABS edge where applicable	
	Other	<i>SOU Joinery, Office Joinery</i>	
AF09	Item	ACOUSTIC PANEL	
	Supplier	Woven Image	
	Product	Groove Tile 45. 12mm Thickness. 550x550	
	Colour	338	
	Fire Rating	Group 1	
	Install method	Direct Fix, refer to supplier guidelines.	
	Acoustics	0.65 (No air gap)	
	ESD credentials	Green tag certification, Low VOC. 100% PET (60% recycled)	
	Location	<i>Study/Meeting Rooms</i>	
JN10	Item	COMPOSITE STONE	
AF10	Supplier	Essa Stone	
	Product	Essa Stone	
	Colour	design bisque cloud gloss finish collection luxe	
	Thickness	20mm	
	Surface Finish	Polished	
	Dimensions		
	Install method	Adhesive fix to substrate	
	Other	<i>Joinery benchtop Kitchen SOUs</i>	

CODE	DESCRIPTION	DETAIL	IMAGE
APPLIED FINISHES			
AF11	Item	GYM MIRROR WALL	
	Thickness	Minimum 6.38 mm laminated glass.	
	Reflective Surface	Silver layer deposited on the back of the glass.	
	Protective Coating	Minimum 5 µm thick electrolytic copper coating and 2 coats of mirror backing and edge sealing paint with total minimum 50 µm dry film thickness. If adhesive fixing is required, make sure coating is compatible with the adhesive	
AF12	Item	GLASS COLOURBACK	
	Supplier	TBA	
	Product	6mm starfire toughened glass	
	Colour	Equal to Dulux Namadji PGI8 / PN2E9 Vivid White	
	Finish	Colourback with opaque backing	
	Install method	Direct adhesive fix to level substrate	
	Other	Common Kitchen's splashback	
AF13	Item	CORIAN	
	Supplier	CASF	
	Product	DuPont Corian	
	Colour	Deep Night Sky	
	Thickness	12mm	
	Surface Finish	Matt	
	Dimensions	3658 x 760 x 12mm sheet size	
	Install method	Adhesive fix to substrate	
	Other	Joinery Reception	
AF14	Item	PLYWOOD	
	Supplier	DesignerPly	
	Product	Designer Ply Birch	
	Colour/Finish	Birch clear powder coated finish, Clear finish code VTE 2140712-1A clear face	
	Install method	To board or substrate. Concealed fixings, exposed edge generally	
	Other		
	Location:	Level 1 Lounge Joinery Seats	
AF15	Item	STAINLESS STEEL	
	Supplier	Rimex	
	Product	Stainless Steel, Colbalt No.4	
	Colour/Finish	Linished / Satin	
	Install method	According to manufacturers installation instructions.	
	Other		
	Location:	Laundry Bench Top	


CODE	DESCRIPTION	DETAIL	IMAGE
APPLIED FINISHES			
JN51	Item	COMPOSITE STONE	
AF51	Supplier	Essa Stone	
	Product	Essa Stone	
	Colour	design bisque cloud gloss finish collection luxe	
	Thickness	20mm	
	Surface Finish	Polished	
	Dimensions		
	Install method	Adhesive fix to substrate	
	Other	<i>Joinery benchtop Common Kitchen</i>	
JN52	Item	LAMINATE	
AF52	Supplier	Laminex	
	Product	High Pressure Laminate	
	Colour	Laminex Waxed Maple 8905	
	Finish	Natural finish	
	Install method	To board or substrate	
	Other	Provide matching edge strip when used as board finish, or sealed exposed plywood edge when laid on plywood.	
	Location:	SOU's Kitchen Joinery, Common Kitchen Joinery	
JN55	Item	LAMINATE	
AF55	Supplier	Laminex	
	Product	High Pressure Laminate	
	Colour	Blackened Legno 144	
	Finish	Natural finish	
	Install method	To board or substrate	
	Other	Provide matching edge strip when used as board finish, or sealed exposed plywood edge when laid on plywood.	
	Location	Common Kitchen Joinery	

CODE	DESCRIPTION	DETAIL	IMAGE
APPLIED FINISHES			
TL01	Item	CERAMIC TILE	
TL02	Supplier	Skheme	
	Product	Blanco porcelain rectified	
	Colour	White	
	Finish	Gloss	
	Dimensions	600x300	
	Install method	Vertical Stack Bond, Full Height, White Grout	
	Grout	Mapei White 100	
	Other	<i>Wet areas, Public Accessible Toilets, Accessible Toilets SOU's Laundry</i>	
SG1	Item	SUPER GRAPHICS	
	Supplier	To be designed by graphic designer	
	Product	Graphic artwork printed on Vinyl	
	Colour	Colour and design to match room	
	Finish	Gloss	
	Dimensions	Full height to nominated wall	
	Install method	Layed on plywood timber substrate	
	Location	<i>Feature graphic walls</i>	

9693 INTERIORS SCHEDULE		
CODE	DESCRIPTION	DETAIL
STAIR BALUSTRADES		
B.01	Item	INTERNAL STAIR BALUSTRADE
	Description	<p>A proprietary system, pre-assembled and fixed in place, comprising the following:</p> <ul style="list-style-type: none"> - Concealed fixings - Posts, rails and balusters. - Infill frame and safety glass panels. - Handrails, if required
	Location	<i>Level B, G, 2 & 3</i>
B.02	Item	EXTERNAL STAIR BALUSTRADE
	Description	<p>A proprietary system, pre-assembled and fixed in place, comprising the following:</p> <ul style="list-style-type: none"> - Concealed fixings - Stainless steel posts, rails and balusters. - Stainless steel handrails, if required
	Location	<i>Level G - External</i>
B.03	Item	INTERNAL STAIR BALUSTRADE
	Description	<p>A proprietary system, pre-assembled and fixed in place, comprising the following:</p> <ul style="list-style-type: none"> - Concealed fixings - Integrated LED lighting - Handrails Tasmanian oak, natural <p>Equivalent to Light Rail LED Handrail – Illuminated Stainless Steel Handrail 38mm SS38, Satin finish</p>
	Location	<i>Level B & G - Internal</i>



CODE	DESCRIPTION	DETAIL
STAIR BALUSTRADES		
B.04	Item	INTERNAL STAIR BALUSTRADE
	Description	<p>A proprietary system, pre-assembled and fixed in place, comprising the following:</p> <ul style="list-style-type: none"> - Concealed fixings - Posts, rails and balusters. - Handrails, Stainless steel
	Location	<i>Level G - Internal</i>
B.05	Item	EXTERNAL BALCONY BALUSTRADE
	Description	<p>A proprietary system, pre-assembled and fixed in place, comprising the following:</p> <ul style="list-style-type: none"> - Concealed fixings - Posts, rails and balusters. - Infill frame and safety glass panels. Glass to extend 1800mm - Handrails, if required
	Location	<i>Level 2 & 3,4 external balconies</i>




9693 INTERIORS SCHEDULE			
		*supplied by Principal, ** supplied by Contractor	SBP* SBC**
CODE	DESCRIPTION	DETAIL	
JOINERY			
JN.01	Item	QUEEN SIZE METAL BED	GROUP 4
	Description	(Details provided by Weehur)	
	Location	SOU's	
JN.02	Item	WALL SHELF UNIT ABOVE DESK	GROUP 4
	Description	(Details provided by Weehur)	
	Location	SOU's	
JN.03	Item	OVERHEAD CUPBOARD, COLOURED	GROUP 2
	Description	_Kitchenette joinery,overhead cupboard storage _See FF+E schedule for selected items. _AF03 Fitted Joinery Doors, 18mm high press laminate including laser cut edges. Allow for continuous chamfered edge detail for finger pull with gap infill piece behind (finish to match) green Laminex Finish _See FF+E schedule for selected items. _AF03 Fitted Joinery Doors, 18mm high press laminate including laser cut edges. Allow for continuous chamfered edge detail for finger pull with gap infill piece behind (finish to match) green Laminex Finish _Adjustable shelves	
	Other	See architectural drawings for details	
	Location	SOU's	
JN04	Item	KITCHEN CABINET UNIT	GROUP 2
	Description	_Kitchen joinery, underbench cupboard storage with doors and drawers. _Joinery Carcasses 18mm Melamine with ABS edging. _See FF+E schedule for selected items. _AF52 plinth/ skirting _AF52 doors, drawers, _Fingerpull to all soft closing cupboards and drawers _Additonal tower rail where indicated _Adjustable shelves,	
	Fittings	Sink, Zip Tap,microwaves (refer to FF&E schedule)	
	Other	See architectural drawings for details	
	Location	SOU's	

CODE	DESCRIPTION	DETAIL
JOINERY		
JN.05	Item	FULL HEIGHT FRIDGE CABINET WITH OPEN SHELF + DOOR ABOVE
	Description	_Kitchenette joinery, _See FF+E schedule for selected items. _AF52 plinth/ skirting _AF52 doors, Fitted Joinery Doors, exposed panels 18mm high press laminate including laser cut edges. Allow for continuous chamfered edge detail for finger pull with gap infill piece behind (finish to match) Laminex Finish _Fingerpull to all cupboards and drawers
	Fittings	to fit Refridgerator, refer FF&E Schedule
	Other	See architectural drawings for details
	Location	SOU's
JN.06	Item	VANITY CABINET WITH DRAWER
	Description	_Kitchenette joinery, _See FF+E schedule for selected items. _AF52 plinth/ skirting _AF52 drawers, exposed panels 18mm high press laminate including laser cut edges. Allow for continuous chamfered edge detail for finger pull with gap infill piece behind (finish to match) Laminex Finish _additonal towel rail holder to front _splashback to 3 sides AF01 _benchtop AF10
	Fittings	to fit vanity, tapware, refer FF&E Schedule
	Other	See architectural drawings for details
	Location	SOU's
JN.07	Item	MIRROR CABINET
	Product	TBC
	Description	Proprietary mirror cabinet
	Location	SOU's
JN.08	Item	WARDROBE
	Description	(Details to be provided by Weehur)
	Location	SOU's





CODE	DESCRIPTION	DETAIL
JOINERY		
JN.09	PINBOARD APPLIED FINISH AF04	GROUP 4
	Description	Vertiface Autex
	Finishes	Avacado
	Other	Allow for backing
	Location	SOU's
JN.11	KITCHEN BENCH/ WORKTOP/ INCLUDED IN JN04	GROUP 2
	Description	_Refer to benchtop Finish, Finishes Schedule- AF51
	Location	_See FF+E schedule for selected items. _____ SOU's
JN.11	Item	NOT USED
JN.12	Item	SINGLE BED
	Description	(Details to be provided by Weehur)
	Location	SOU's
JN.13	Item	DOUBLE BED
	Description	(Details to be provided by Weehur)
	Location	SOU's
JN.51	Item	KITCHEN BENCH/ WORKTOP/ WATERFALL- ISLAND BENCH SEE JN52
	Description	_Refer to benchtop Finish, Finishes Schedule- AF51 _See FF+E schedule for selected items. _____ _Waterfall return (refer to Architectural drawings for island bench sides)
	Location	Common Kitchens


CODE	DESCRIPTION	DETAIL
JOINERY		
JN.52	Item	KITCHEN CABINET
	Description	GROUP 2
		Kitchenette joinery, 900mm high bench with overhead cupboards and below bench cupboards, drawers + open shelving. Fingerpull with mitred edge to all cupboards and drawers. All for a 20mm shadowline to bulkhead and side walls
	Face Panels	18mm High Pressure. See architectural drawings for details
	Kickplate	To match face panel
	Benchtop against wall	AF51 30mm thickness with 20mm shadowline
	Island	AF51 30mm thickness with 20mm shadowline
	Benchtop + Coffee Dock	at top edge with waterfall edge to floor on sides
	Splashback	AF51 - direct fix
	Carcass	18mm White Melamine with ABS edging
	Shelves	Adjustable, 18mm White Melamine with ABS edging
	Fingerpull	Allow for continuous chamfered edge detail for finger pull with gap infill piece behind (finish to match).
	Open Shelves	Edging and Carcass to match facepanels to cupboards and drawers. Where microwave allow for GPO and grille for ventilation.
	Hydraulics	Sink, Zip Tap (ground floor only), Refridgerator. See FF+E schedule for selected items.
	Other	See architectural drawings for details
	Location	Common Kitchen, GF, Lev2, Lev 3, Lev 4
JN.53	Item	KITCHEN CARCASS SEE JN52
	Description	GROUP 2
		Kitchenette joinery, 900mm high bench with overhead cupboard storage and below bench cupboards and drawers.
		See FF+E schedule for selected items.
		_AF52 plinth/ skirting
		_Joinery Carcasses
		_Adjustable shelves
	Other	See architectural drawings for details
	Location	Common Kitchen, GF, Lev2, Lev 3, Lev 4

CODE	DESCRIPTION	DETAIL
JOINERY		
JN.55	Item	OVERHEAD CABINET SEE JN52 GROUP 2
	Description	_Kitchenette joinery, overhead cupboard storage _See FF+E schedule for selected items. _AF55 Fitted Joinery Doors, 18mm high press-laminate including laser cut edges. Allow for continuous chamfered edge detail for finger pull with gap infill piece behind (finish to match) dark Laminex Finish _Adjustable shelves
	Other	See architectural drawings for details
	Location	Common Kitchen, GF, Lev2, Lev 3, Lev 4
JN.56	Item	SEATING, WINDOW REVEAL, SEATING STUDENT LOUNGE GROUP 2
	Description	Integrated Seating to alcove and student lounge seating area, wrap around to include front and back face of seating bench where glass façade. Window bench seating on Plywood 30mm substrate, with custom upholstered cushion
	Finish	AF14
	Support	40mm SHS FRAME
	Seat Cushion	Upholstered with 50mm medium foam around dense foam base. Fabric TBC
	Lighting	Concealed LED strip light to underside on seat, TBC
	Other	See architectural drawings for details
	Location	Student Lounge Ground Floor
JN57	Item	TIMBER SLAT SCREEN GROUP 2
	Description	Full height solid plywood battens with galvanised threaded rod and sleeve spacers to hold battens at even spacings
	Supplier	Supawood Timber Screen
	Product	Supaslat. Veneer finish on 18mm thick plywood, exposed edges
	Finish	Fusion maple SF. Clear non-yellowing sealant
	Dimensions	100 x 40. Height see drawings. 110mm spacings
	Fixings	To floor and ceiling, continuous steel plate with welded fixing cleats at 450mm spacing to sleeve into timber battens and engage with threaded rod
	Install method	See architectural drawings for details
	Fire Rating	Group 1
	Other	
	Location	Vertical Screen to Ground Floor Common Lounge



CODE	DESCRIPTION	DETAIL
JOINERY		
JN.58	Item	JOINERY CUPBOARDS TO STUDENT LOUNGE
	Description	GROUP 2 _White Laminate storage unit containing electrical equipment for AV/ media box. Allow necessary ventilation slots to face of cabinetry. _AF plinth 150mm powdercoated Alu skirting
	Kickboard	White laminate Finish. Laminex or similar
	Internal carcasses	_Joinery Carcasses 18mm Melamine with ABS edging.
	Face panels	White laminate Finish. Laminex or similar
	Notes	Recessed 10mm shadowline surround, white painted lockable
	Hardware	Haefele,
	Location	Level GF - Student Lounge
JN59	Item	RECEPTION DESK
	Description	GROUP 2 Reception desk with face panels and raised counter. Lower height accessible counter and working bench. Workbench with proprietary leg frame support
	Face panels and counter top	Corian finish AF13
	Recesses between face panels	Recessed 10mm shadowline details, black painted
	Kickboard	Powdercoat finish on aluminium. 100H IN AF13, with recessed LED strip lighting
	Desktop	Laminate finish, Laminex Blackened Legno-144. 30mm thickness in AF13
	Desk support frame	Where required. Krossi single stage height adjustable legs with central foot (580mm) to desk ends, column legs mid span. Black powdercoat. (Available Schiavello)
	Cable pass On desk power module	Hafele Cable Set, Two-Piece Schiavello Power + USB Plug-In, Lettrix In Desk Service Module
	Cable basket	Black two level
	Monitor arm	Schiavello Humanscale M8 Single Monitor Arm
	Location	Level GF - Reception Office

CODE	DESCRIPTION	DETAIL
JOINERY		
JN.60	Item	PIGEON HOLE JOINERY RECEPTION
	Description	483 Pigeon hole mail storage unit, recessed into wall. 18mm compact laminate.
	Kickboard	Powdercoat finish on aluminium, Black
	Finish	AF05
	Shelves	Fixed
	Dimensions	Internally clear 50W x 260D x 160H
	Surround	10mm Shadowline
	Location	Level GF - Reception Office
JN61	Item	LAUNDRY SINK CABINET
	Description	L Shaped laminate joinery cabinet with integrated laundry sink and benchtop for folding
	Face Panel	Timber battens 40x18mm in AF52
	Bench Top	50mm Thickness in AF15
	Other	
	Location	Laundry
		
JN62	Item	WASHING MACHINE SIDE ACCESS PANEL
	Description	Laminate panel to match laundry with laminate access door
	Finish	White
	Install method	
	Other	
	Location	Laundry
		
JN63	Item	WASHING MACHINE TOP COVER
	Product	Openable laminate top cover to washing machine. Hinged to back edge, opening up.
	Finish	AF52
	Install method	
	Other	
	Location	Laundry
		
JN64	Item	DRYER SIDE ACCESS PANEL
	Product	Louvred side access panel to back of dryers
	Install method	
	Other	
	Location	Laundry
		
JN65	Item	IRONING BOARD
	Product	Robinhood Deluxe Ironing Centre
	Install method	Freestanding Ironing Board with wall hook
	Other	
	Location	Laundry

CODE	DESCRIPTION	DETAIL
JOINERY		
JN66	Item	RECEPTION NOTICE BOARD
	Supplier	Showfront
	Description	Made to measure Lockable glass fronted notice board recessed in studwork wall. Allow for a 10mm shadowline between notice board and plasterboard wall
	Carcass	Black
	Face Panel	Locakable toughened glass
	Back Panel	Pinnable acoustic black board
	Location	Reception
		
JN.67	Item	PARCEL STORAGE
	Description	Pigeon hole mail storage unit, recessed into wall. 18mm compact laminate.
	Kickboard	100mm High Powdercoat finish on aluminium, to match skirting
	Finish	AF52
	Shelves	Adjustable
	Dimensions	Overall 3400W x 2100H x 600D
	Surround	10mm Shadowline
	Location	Level GF - Reception Office
JN.68	Item	FULL HEIGHT STORAGE
	Description	5x double 2100H storage cupbards, with adjustable internal shelving
	Kickboard	100mm High Powdercoat finish on aluminium, to match skirting
	Internal carcasses	White Melanine with Adjustable shelves
	Face panels	AF52
	Other	Lockable cupboards with pull handles
	Location	Level GF - Reception Office
JN.69	Item	BANQUETTE SEAT
	Description	Plywood timber banquette seating with 100degree timber seat back. Upholstered flat seating cushion. Timber batten screen behind.
	Face + Seat	AF14
	Finish	
	Support	40mm SHS FRAME
	Seat Cushion	Upholstered with 50mm medium foam around dense foam base. Fabric TBC
	Lighting	Concealed LED strip light to underside on seat, TBC
	Other	See architectural drawings for details
	Location	Student Lounge Ground Floor

CODE	DESCRIPTION	DETAIL
JOINERY		
JN.70	Item	MEDIA DOCK
	Description	Recessed open shelf with 1xshelf with sliding doors
	Carcass + Shelf	AF14
	Face Panel	3x equal sliding doors with 30mm dia cutout finger hole. Finish AF14
	Dimensions	600H x 450D. See drawings for length
	Finish	AF14
	Other	10mm shadowline surround. White
	Location	Student Lounge Ground Floor