



AL1 VERTICAL ALUMINIUM FIN 1
DULUX BURNSIDE

Fixing: concealed Fixing to Facade
Company: Vanguard Blinds or similar
Contact: Vuctir 02 9584 1905




AL2 VERTICAL ALUMINIUM FIN 2
DULUX PLASTER MIX

Fixing: concealed Fixing to Facade
Company: Vanguard Blinds or similar
Contact: Vuctir 02 9584 1905




AL3 VERTICAL ALUMINIUM FIN 3
DULUX MONUMENT

Fixing: concealed Fixing to Facade
Company: Vanguard Blinds or similar
Contact: Vuctir 02 9584 1905



AL4 VERTICAL ALUMINIUM FIN 4
WHITE NON PERFORATED METAL

Fixing: concealed Fixing to Facade
Company: Vanguard Blinds or similar
Contact: Vuctir 02 9584 1905



AL5 VERTICAL ALUMINIUM FIN 5
WHITE PERFORATED METAL

Fixing: concealed Fixing to Facade
Company: Vanguard Blinds or similar
Contact: Vuctir 02 9584 1905



AWT TERRACE AWNING
DULUX MONUMENT TO TOP AND SIDES
DULUX ELECTRO DURATE ZUES TALC TO SOFFIT




AWF FOOTPATH AWNING
DULUX MONUMENT TO TOP AND SIDES
DULUX ELECTRO DURATE ZUES TALC TO SOFFIT



BAL 1 STEEL BALUSTRADE
DULUX MONUMENT



BAL 2 GLAZED BALUSTRADE



BK1 BRICK CAVITY WALL 1
PGH DRY PRESSED BELMERINO BLEND,
SUBSTITUTE:
NAMOI VALLEY - FEDERATION BLUE FACE
"SYDNEY BLEND"



LP LOUVRED PANEL
DULUX MONUMENT




LW LOUVRED WALL WITH BUILT IN DOOR ACCESS
DULUX MONUMENT



PC1 PRECAST CONCRETE PANEL TINT 1
KIEM 9091

Finish: Smooth Off Form with 50mm deep
shadow profile as required required for false joint



PC2 PRECAST CONCRETE PANEL TINT 2
KEIM 9078

Finish: Smooth Off Form with 50mm deep
shadow profile as required required for false joint




PC3 PRECAST CONCRETE PANEL TINT 3
DULUX RECKLESS GREY

Finish: Smooth Off Form with 50mm deep
shadow profile as required required for false joint

**LTS 3D SIGNAGE INTEGRATED INTO BUILDING FACADE
(NON ILLUMINATED)**
see drawing DA5106




SH1 HORIZONTAL SOLAR SHADING 1
(MATERIAL AS PER AL1)



SH2 HORIZONTAL SOLAR SHADING 2
(MATERIAL AS PER AL2)



SH3 HORIZONTAL SOLAR SHADING 3
DULUX MONUMENT



SH4 HORIZONTAL PERFORATED MESH SHADE
WHITE PERFORATED METAL



SY SHOPFRONT GLAZING SYSTEM TO STREET AND TERRACE LEVEL
DULUX MONUMENT
Finish: Dulux Duratec Powdercoat Range

System: Mixture of Fixed and sliding door system. System with louvre
panels built in. Frame profile to match 419 Flushline glazing system.
Sliding/pivot Door Height 2400 with. (refer to elevations and plans)
Refer to Acoustic and ESD Requirement for performance requirement.

Company: Capral . Contact: Ehsan Vatan Doost (0477 975 013)



W1 OPERABLE WINDOW FOR SOLE OCCUPANCY UNIT
DULUX MONUMENT
Finish: Dulux Duratec Powdercoat Range

System: 419 Flushline framing system.
Wall Opening : Type 1: 2050mmH x 1350mmW; Type 2:
2050mmH x 1500mmW
Window Sill at 1000mm H.
Top of window has louvered zone for Bathroom exhaust

Rw ratings are as per acoustician report.
Thermal requirements as per JV3 report.

Insertion:
- Top Hung Awning window: Capral 50 series
Square and thin Sash system to accommodate 1800 H x 1500W/
1800H x 1350W with Low operation forces for Awning as per
AS2047 which is ~180N for initiation, capable of IGU or Single
Glazed for the same system, Rw of 40 dB should be tested.
Integrated with Commercial framing systems. Limit stays for
opening limited to 120mm.

Company: Capral . Contact: Ehsan Vatan Doost (0477 975 013)

A	29.06.2021	Issue for Coordination	RP	BM
B	31.08.2021	Construction Documentation	RP	BM
C	09.11.2021	Revision as clouded	NE	BM
No	Date	Description	Chk'd	Appr'd

Revisions

Key

Client
**The Trust Company Australia
(Limited) ATF WH Gibbons Trust**

Architect
AJ+C
ALLEN JACK+COTTER
79 Myrtle Street Chippendale NSW 2008 AUSTRALIA
pt +61 2 9311 8222 fx +61 2 9311 8200
ABN 53 003 782 250

Project
WEE HUR STUDENT HOUSING
13-23 Gibbons Street, Redfern

Proj No. 18029
Drawing Title
**EXTERIOR FINISHES AND
COLOUR SCHEDULE**

Scale Drawing No. Issue
AJC-AR-DWG-A9700 C