



Tomingley Gold Extension Project

Agricultural Impact Statement

Part 8

Major Project Application No. PA 09_0155



This page has intentionally been left blank



Agricultural Impact Statement

for the

Tomingley Gold Extension Project

Prepared by:

Tomingley Gold Operations Pty Ltd
ABN: 53 149 040 371
155 Tomingley West Road
Tomingley NSW 2869

Telephone: (02) 6867 9780
Email: info@tomingleygold.com.au

In conjunction with:

R.W. Corkery & Co. Pty. Limited
Geological & Environmental Consultants
ABN: 31 002 033 712

Level 1, 12 Dangar Road
PO Box 239
BROOKLYN NSW 2083
Telephone: (02) 9985 8511
Email: brooklyn@rwcorkery.com

Toongi Pastoral Company Pty Ltd
ABN: 13 610 749 187

Level 2, 21 Church Street
DUBBO NSW 2830
Telephone: 02 6882 2866
Email: fjob@toongipastoral.com.au

Ref No. 616/36

January 2022



R.W. CORKERY & CO. PTY. LIMITED



This Copyright is included for the protection of this document

COPYRIGHT

**© Tomingley Gold Operations Pty Ltd 2022
and
© R.W. Corkery & Co. Pty Limited 2022
and
© Toongi Pastoral Company Pty Ltd 2022**

All intellectual property and copyright reserved.

Apart from any fair dealing for the purpose of private study, research, criticism or review, as permitted under the Copyright Act, 1968, no part of this report may be reproduced, transmitted, stored in a retrieval system or adapted in any form or by any means (electronic, mechanical, photocopying, recording or otherwise) without written permission. Enquiries should be addressed to Tomingley Gold Operations Pty Ltd.

CONTENTS

	Page
1. INTRODUCTION.....	8-5
1.1 SCOPE.....	8-5
1.2 TERMINOLOGY	8-7
1.3 PROJECT OVERVIEW.....	8-9
1.4 ANTICIPATED BENEFITS TO COMMUNITY AND STATE	8-13
2. SAR MINE SITE AGRICULTURAL RESOURCES AND PRODUCTION	8-14
2.1 SOIL RESOURCES	8-14
2.1.1 Introduction	8-14
2.1.2 Assessment Methodology	8-14
2.1.3 Assessment Results.....	8-16
2.2 HISTORY OF AGRICULTURAL ENTERPRISES.....	8-25
2.2.1 Historic Agricultural Enterprises	8-25
2.2.2 Contemporary Agricultural Operations.....	8-26
2.3 SAR MINE SITE AGRICULTURAL PRODUCTIVITY	8-29
2.4 LAND TO CONTINUE TO BE USED FOR AGRICULTURE	8-29
2.5 LAND TO BE REMOVED FROM AGRICULTURE	8-31
3. SURROUNDING AGRICULTURAL RESOURCES AND ENTERPRISES	8-34
3.1 AGRICULTURAL SUPPORT INFRASTRUCTURE.....	8-34
3.2 CLIMATE.....	8-34
3.3 WATER RESOURCES	8-35
3.3.1 Surface Water	8-35
3.3.2 Groundwater	8-35
3.4 SURROUNDING AGRICULTURAL ENTERPRISES	8-38
3.5 SURROUNDING AGRICULTURAL PRODUCTIVITY	8-38
4. ASSESSMENT OF IMPACTS	8-40
4.1 IMPACTS ON AGRICULTURAL RESOURCES.....	8-40
4.2 IMPACTS ON AGRICULTURAL PRODUCTIVITY	8-40
4.3 AGRICULTURAL WATER IMPACTS	8-42
4.3.1 Surface Water Impacts.....	8-42
4.3.2 Groundwater Impacts.....	8-43
4.4 ASSESSMENT OF SOCIO-ECONOMIC IMPACTS.....	8-44
5. MITIGATION MEASURES AND PROJECT ALTERNATIVES	8-46
5.1 ALTERNATIVES CONSIDERED	8-46
5.1.1 Introduction	8-46
5.1.2 Underground vs open cut mining operations	8-46
5.1.3 Design and Location of the Waste Rock Emplacements.....	8-47
5.1.4 Location of Relocated Public Roads	8-47
5.1.5 Consequences of not Proceeding with the Project	8-48



CONTENTS

	Page
5.2 MONITORING PROGRAMS	8-49
5.3 TRIGGER ACTION RESPONSE PLANS	8-49
5.4 PROGRESSIVE REHABILITATION	8-50
6. CONSULTATION	8-51
7. REFERENCES	8-53

FIGURES

Figure 1 Locality Plan and Mineral Authorities	8-6
Figure 2 Project Areas	8-8
Figure 3 Project Site Layout	8-10
Figure 4 TGO Mine Site Layout	8-11
Figure 5 SAR Mine Site Layout	8-12
Figure 6 EM Survey Results	8-18
Figure 7 Soil Mapping Units	8-19
Figure 8 Pre, During and Post-mining Land and Soil Capability	8-24
Figure 9 Pre-Project Property Boundaries	8-27
Figure 10 Agricultural Land Use and Management	8-32
Figure 11 Surrounding Registered Bores	8-37

TABLES

Table 1 Soil Properties and Analytes Assessed	8-16
Table 2 Soil Stripping Depths and Volume	8-21
Table 3 Soil Placement Depths and Volume	8-22
Table 4 Land and Soil Capability – Areas ¹ Pre, During and Post-mining	8-25
Table 5 SAR Mine Site - Prior Agricultural Enterprises	8-29
Table 6 Land to be Removed from and Retained for Agriculture ¹	8-31
Table 7 Monthly Climate Averages	8-35
Table 8 SAR Mine Site Agricultural Productivity	8-41
Table 9 Agriculture-specific TARPs	8-49
Table 10 Engagement Carried Out to Date	8-52

ANNEXURES

Annexure 1 AIS Technical Notes and Where Addressed

Annexure 2 Land and Soil Capability Assessment

1. INTRODUCTION

1.1 SCOPE

This document has been prepared by Tomingley Gold Operations Pty Ltd (the Applicant) in conjunction with R.W. Corkery & Co. Pty Limited (RWC) and Toongi Pastoral Company Pty Ltd to support an application for State Significant Development Consent for the proposed Tomingley Gold Extension Project (the Project). This document represents an updated version of the *Agricultural Impact Statement* prepared to support the application for a Gateway Certificate for the Project. That Certificate was issued by the Gateway Panel on 15 November 2021.

The Project is located immediately to the south of the village of Tomingley in central western NSW (**Figure 1**).

Section 1.3 presents an overview of the Project. In order to limit repetition of information, a more detailed description of the Project is presented in Section 3 of the *Environmental Impact Statement* prepared to support the application for development consent.

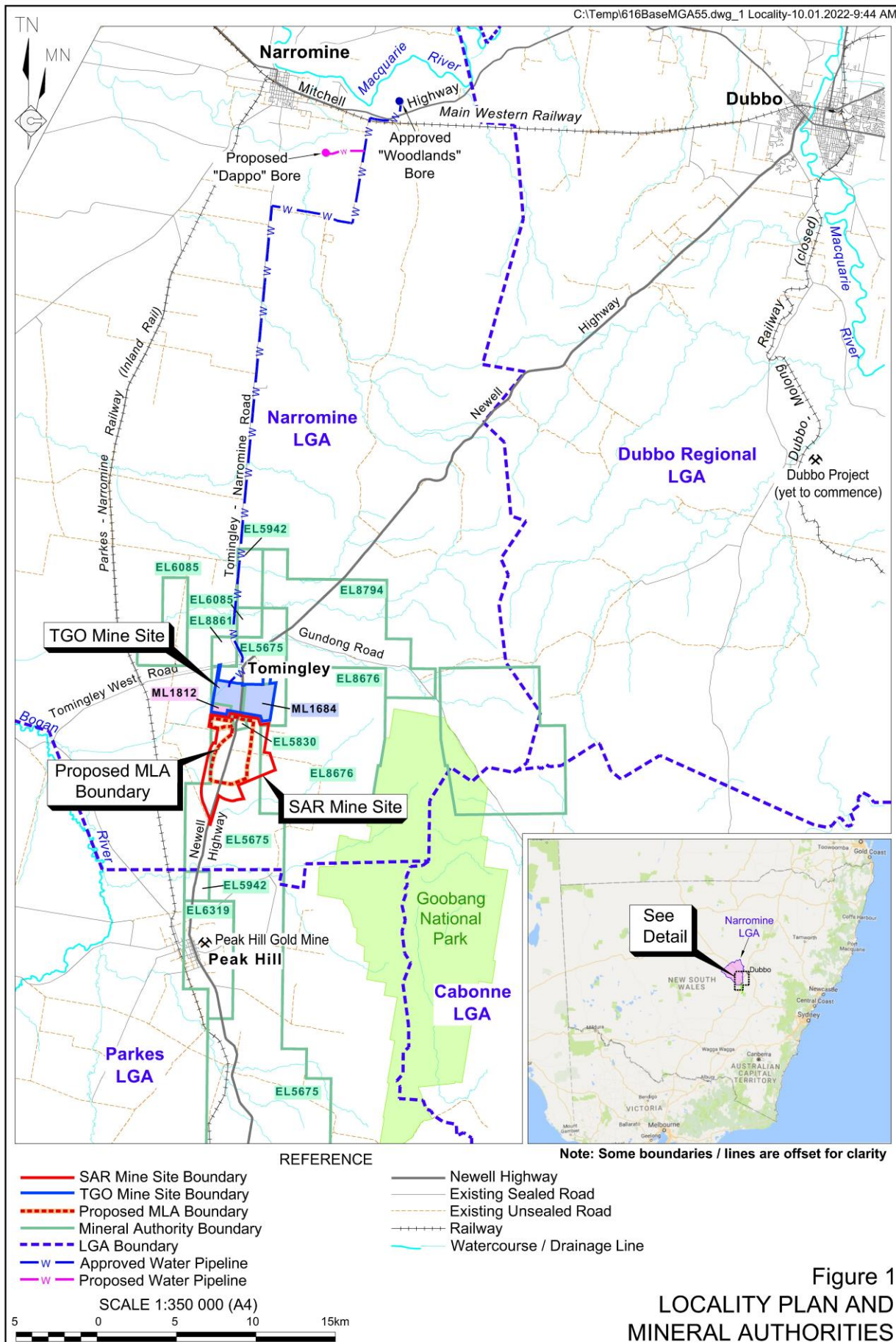
This document has been prepared in accordance the requirements of the following guideline documents.

- *Strategic Regional Land Use Policy Guideline for Agricultural Impact Statements*, (DP&I 2012).
- *Agricultural Impact Statement technical notes: A companion to the Agricultural Impact Statement guideline* (DPI 2013).

It is noted that this assessment is limited to the SAR Mine Site only (see Section 1.2). Other Project-related areas, including the TGO Mine Site, are the subject of Mining Lease (ML) 1684 and ML1812 and the primary land use within those areas is mining, not agriculture.

Annexure 1 presents an overview of the matters identified by the *Agricultural Impact Statement Technical Notes* and where each has been addressed.

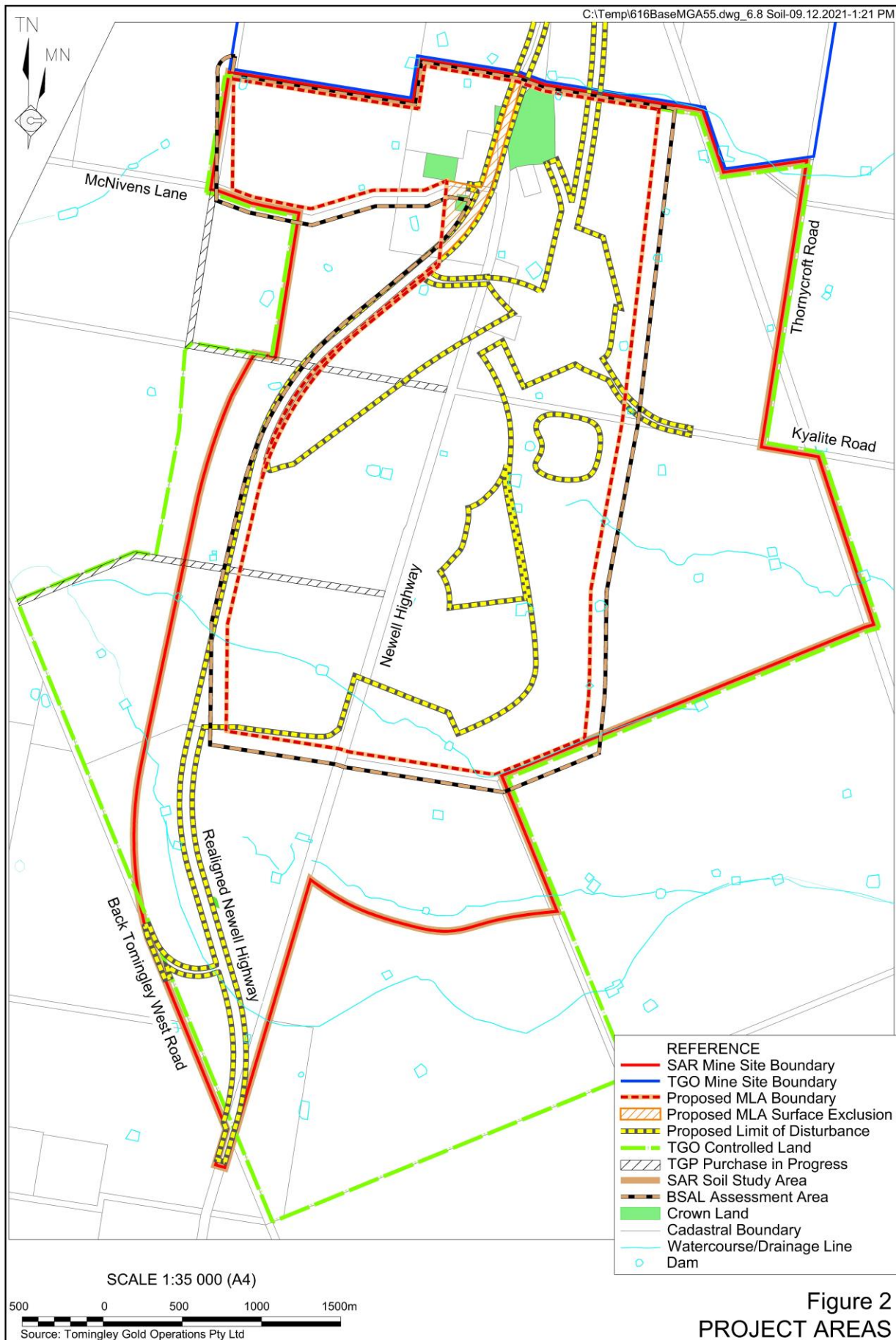




1.2 TERMINOLOGY

Throughout this document a range of terminology has been used to describe key aspects of the Project, as follows.

- The Project All approved activities that are currently the subject of MP 09_0155 as well as those additional activities that would be the subject of any new development consent to be granted, collectively referred to as the Tomingley Gold Extension Project.
- The Applicant Tomingley Gold Operations Pty Ltd.
- TGO The existing mining operations referred to as Tomingley Gold Operations. These operations are undertaken in accordance with the requirements of development consent MP 09_0155.
- SAR San Antonio and Roswell deposits – the mineral deposits the subject of the proposed extended mining operations.
- TGO Mine Site Comprising the area the subject of MP 09_0155 and shown with a solid blue line on **Figures 1 and 2**.
- SAR Mine Site Comprising the additional area to be incorporated within any new development consent to be granted and shown with a solid red line on **Figures 1 and 2**. The SAR Mine Site comprises the SAR Soil Study Area for the *Land and Soil Capability Assessment* (SSM, 2021a).
- The Project Site The combined area of the TGO and SAR Mine Sites and the area to be the subject of any new development consent to be granted (**Figures 1 and 2**).
- MLA Area That area the subject of the proposed SAR Mining Lease Application and shown with a dashed red line on an orange background on **Figures 1 and 2**. A proportion of the MLA would exclude the surface (**Figure 2**).
- BSAL Assessment Area The area in which the soils were assessed in accordance with the *Interim BSAL Protocol*. This area includes the surface MLA Area as it was understood at the time of preparation of the application for the Gateway Certificate, plus a 100m buffer on agricultural land only (**Figure 2**).



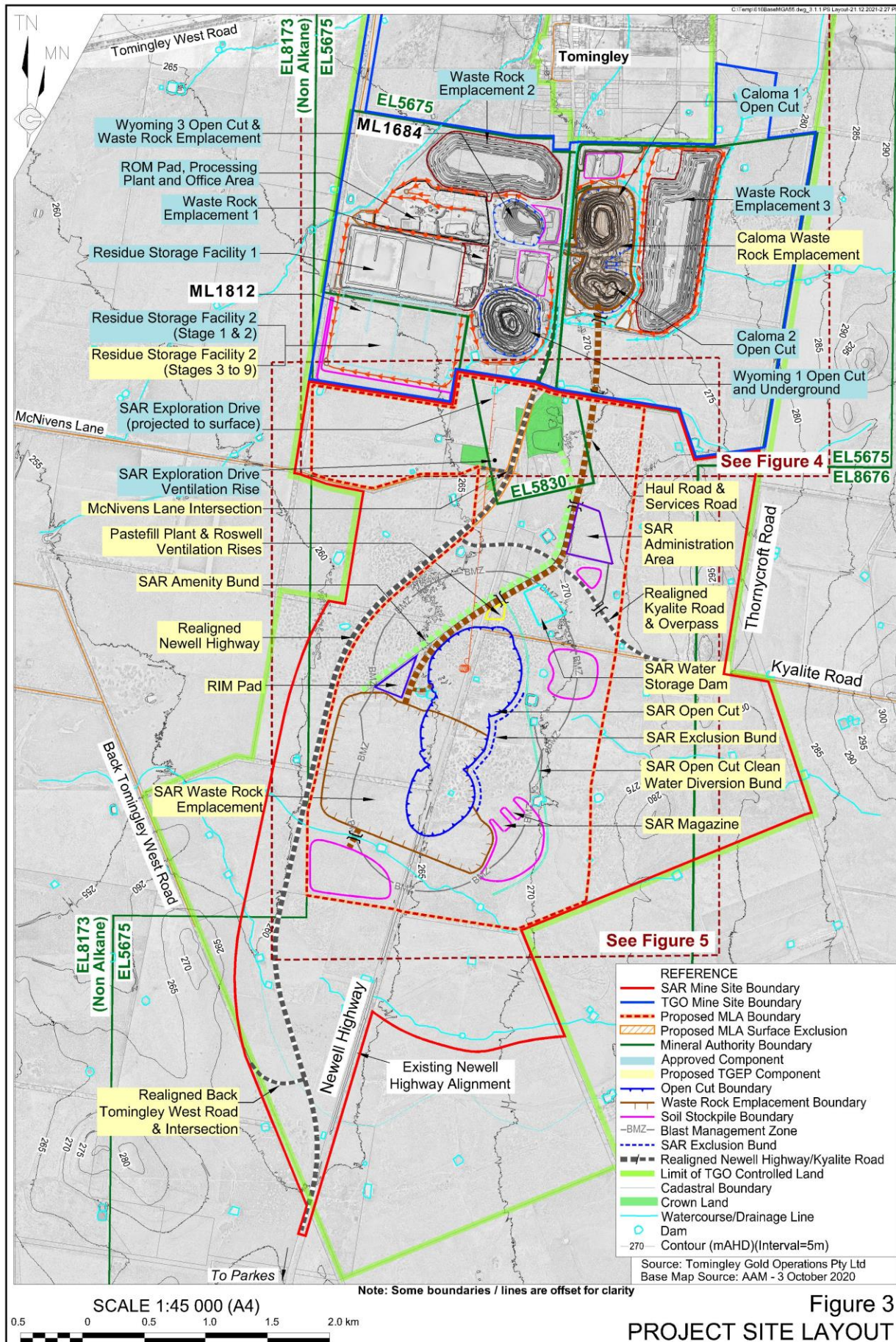
1.3 PROJECT OVERVIEW

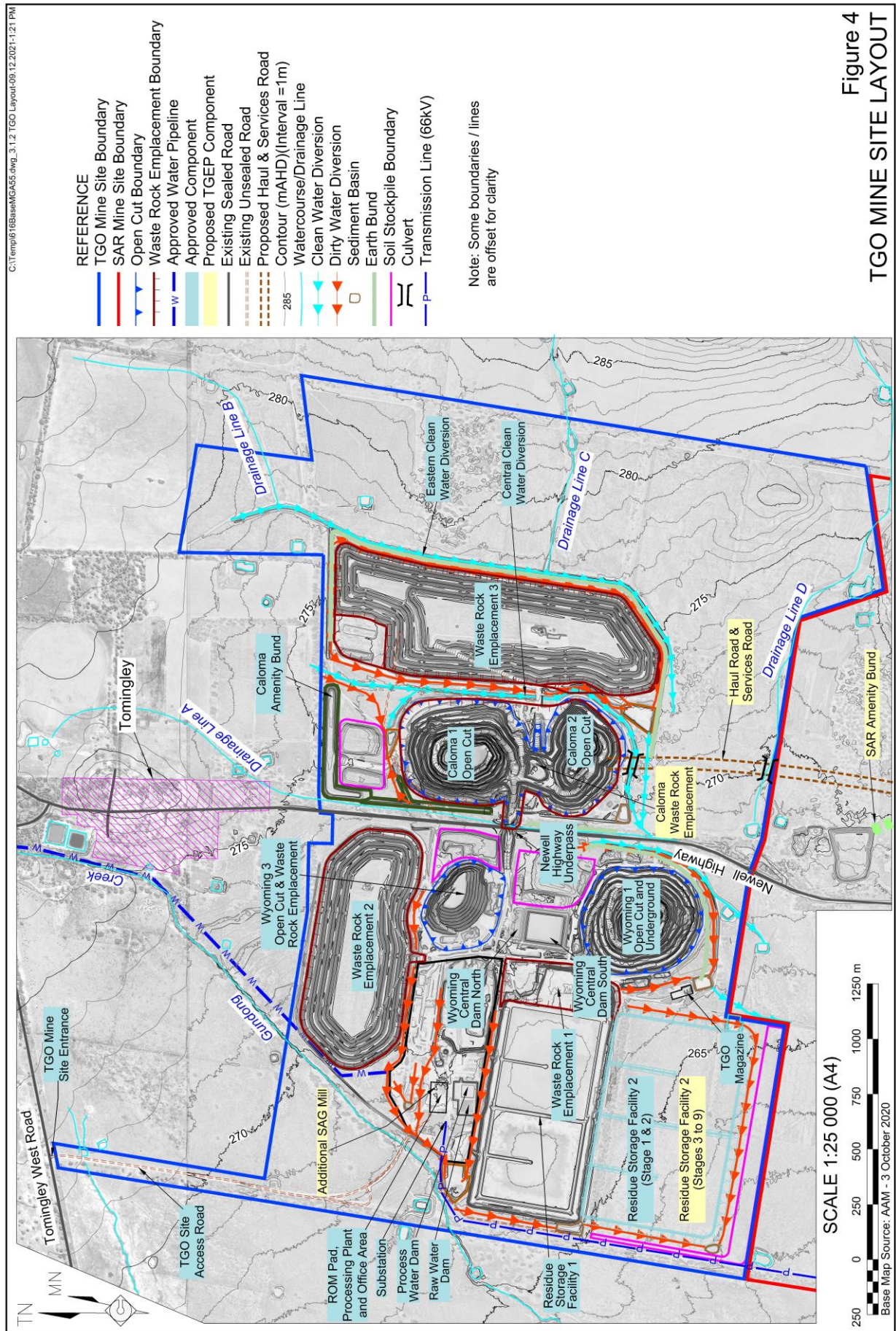
The Project comprises two components as follows.

- Approved TGO mining operations (**Figures 3 and 4**). These activities are undertaken in accordance with development consent MP 09_0155. The approved activities would continue under any new development consent, with MP 09_0155 to be surrendered following receipt of the new development consent and all required approvals for the Project. The approved activities include the following.
 - Extraction of ore and waste rock from four open cuts, with underground mining beneath three of those open cuts.
 - Construction of three out-of-pit waste rock emplacements and two in-pit waste rock emplacements.
 - Construction and use of various haul roads, a run-of-mine (ROM) pad and associated stockpiles.
 - Construction and use of a Processing Plant to process up to 1.5 million tonnes per annum (Mtpa).
 - Construction and use of two residue storage facilities comprising Residue Storage Facility 1 (to Stage 9 or a maximum elevation of 286.5m AHD) and Residue Storage Facility 2 (to Stage 2 or a maximum elevation of 272m AHD).
 - Construction and use of ancillary infrastructure.
- The proposed SAR operations and additional or modified TGO operations, including the following (see **Figures 3, 4 and 5**).
 - Realigned Newell Highway and Kyalite Road and associated intersections with Back Tomingley West Road and McNivens Lane and Kyalite Road overpass.
 - The SAR Open Cut and Underground Mine.
 - Construction of two waste rock emplacements, namely the Caloma Waste Rock Emplacement, within the Caloma 1 and Caloma 2 Open Cuts, and SAR Waste Rock Emplacement, within the southern and central sections of the SAR Open Cut.
 - The SAR Amenity Bund, Haul Road and Services Road between the SAR Open Cut and the Caloma 2 Open Cut.
 - Minor modifications to the Processing Plant to increase the approved maximum processing rate from 1.5Mtpa to 1.75Mtpa and use of the Plant to process ore from the SAR Open Cut and SAR and TGO underground mining operations.
 - Increased capacity for Residue Storage Facility 2, from Stage 2 to Stage 9, with a maximum elevation of 286m AHD).
 - Associated surface and underground activities and infrastructure.

Finally, the Project would include an extension of the approved mine life, from 31 December 2025 to 31 December 2032.









1.4 ANTICIPATED BENEFITS TO COMMUNITY AND STATE

The Project would provide a range of benefits to the community and State, including but not limited to the following.

- Continuation of existing mining operations.

Gold was originally discovered in Tomingley in 1883. Gold mining was a significant employer in the district between 1886 and 1917. Many of the pioneering farming families in the Tomingley district have family connections through employment at the gold mines.

The existing TGO commenced operations in 2013 and is the only operating mine in the Narromine Local Government Area (LGA). The Mine is the largest rate payer in the Narromine LGA and one of the larger employers, with 230 persons employed in December 2021, increasing to approximately 363 persons by July 2025. A number of local landholders are employed by or provide services to the Applicant at TGO.

- Continued financial and economic contributions.
 - The Project would directly employ up to 363 personnel, with an annualised salary and wages expenditure in excess of \$29 million.
 - Between \$4 million and \$5 million per year would be spent on products and services with local businesses.
 - Narromine Shire Council would receive approximately \$190,000 per year in payments under the current Planning Agreement (currently under renegotiation) and approximately \$320,000 per year in rates for the TGO Mine Site, with a similar amount for the SAR Mine Site once approved. It is also understood that Narromine Shire Council has received substantial funds from the Resources for Regions funding grants for mining-affected communities, with future grants likely to be forthcoming over the life of the Project.
 - The State Government would receive approximately \$145,000 per annum in Land Tax (with an expected increase once the SAR Mine Site is approved for mining operations) and approximately \$4.4 million per annum in royalties.
 - In addition, money from the TGO Community Fund is used to leverage other funding sources to maximise benefits to the local community.
 - Separately to the Planning Agreement, TGO supports the Clontarf Foundation (Narromine Academy) which connects Aboriginal students to business and employment opportunities.

Finally, the Applicant currently leases 304ha of TGO-owned land to neighbouring landholders and all land not required for mining purposes would continue to be farmed (cropping and grazing).

These contributions substantially support surrounding agricultural operations, as well as neighbouring villages and towns.



2. SAR MINE SITE AGRICULTURAL RESOURCES AND PRODUCTION

2.1 SOIL RESOURCES

2.1.1 Introduction

The Applicant engaged Sustainable Soils Management Pty Ltd to prepare the following assessments.

- *Land and Soil Capability Assessment*, referred to hereafter as SSM (2021a) and presented as Part 7a of the Specialist Consultant Studies Compendium.
- *Biophysical Strategic Agricultural Land Assessment*, referred to hereafter as SSM (2021b) and presented as Part 7a of the Specialist Consultant Studies Compendium.

The following subsection provides an overview of the land and soils capability (LSC) of the SAR Mine Site based on the information presented in SSM (2021a).

2.1.2 Assessment Methodology

2.1.2.1 Overview

The LSC assessment was completed in accordance Hewitt et al (2008), published in *Guidelines for Surveying Soil and Land Resources* (McKenzie et al, 2008).

The SAR Soil Study Area is presented in **Figure 2** and is coincident with the SAR Mine Site.

The LSC Assessment (SSM, 2021a) was undertaken as a stratigraphic survey, whereby correlations between soil properties and broad scale factors (e.g. geology and landscape position) are determined and variations are linked to covariates which inform the Soil Mapping Units (SMUs).

The following key steps were undertaken by SSM (2021a) to complete the LSC assessment for the Project.

- Desktop review and assessment of existing information relating to soils and landforms in the Mine Site.
- Field surveys, including an electromagnetic induction (EM) survey, soil sampling followed by laboratory analysis.
- Analysis of results of the above to assess LSC, management and mitigation measures and the impact of the Project on agricultural soil resources.

2.1.2.2 Desktop Assessment

The desktop assessment reviewed a range of soil and landscape information across the SAR Mine Site, including:

- aerial imagery and detailed topography;
- published soil landscapes and soil properties;

- geology; and
- radiometrics (natural radiation emitted by the soil).

This information was used to inform the correlation of field survey data to better define the Soil Mapping Units (SMUs) within the SAR Mine Site.

2.1.2.3 EM Survey

An EM survey measures the apparent electrical conductivity of the soil at a range of depths. Electrical conductivity in soil will vary depending on the salinity of the soil, with more saline soils having higher apparent electrical conductivities than less saline soils. Readings of apparent electrical conductivity in the soils of the SAR Mine Site were taken at approximately 5m spacings along 50m transects, resulting in an EM survey density of approximately 100 readings per hectare.

2.1.2.4 Soil Testing

SSM (2021a) undertook a testing program, including excavation of 58 soil test pits and 11 observation sites. The soil testing program was intended to assess the LSC of soils at a scale of 1:25 000 within areas of the SAR Mine Site to be disturbed and 1:50 000 within areas that would not be disturbed. The testing program was intended to satisfy the requirement of the BSAL assessment. **Figure 7** in Section 2.1.3.3 presents the location of the soil survey locations which were selected based on the following.

- Within the BSAL Assessment Area – 44 soil survey locations, including 39 soil test pits and 5 observation sites¹ selected in accordance with the *Interim protocol for site verification and mapping of biophysical strategic agricultural land*, with an average soil survey density of one location per 20ha.
- Within the remainder of the SAR Mine Site – 23 soil survey locations, including 17 soil pits and 6 observation sites were selected with an average soil survey density of one location per 41ha.

Each soil test pit was excavated using a backhoe to approximately 1.5m. Selected soil properties in each test pit were described according to the *Australian Soil and Land Field Survey Handbook* (NCST, 2009). Each profile was classified to Suborder level of the Australian Soil Classification of Isbell (2002).

Soil samples were collected from standard depths (0cm-5cm, 5cm-15cm, 15cm-30cm, 30cm-60cm and 60cm-100cm) for all sites and laboratory analyses were completed by Incitec Pivot Laboratories. The laboratory is accredited by both the National Association of Testing Authority (NATA) and Australian Soils and Plant Analysis Council (ASPAC).

Table 1 presents the soil properties and analytes assessed. In addition, particle size analysis was undertaken for selected samples.

¹ An observation site is a soil survey location that failed the BSAL identification criteria without the need for a detailed soil test pit to be excavated. Typically soil survey locations failed the BSAL identification criteria because gilgai deeper than 50cm were present.

Table 1
Soil Properties and Analytes Assessed

Field Assessment	
• Depth of soil horizons	• Size and type of concretions.
• Texture	• Effervescence (indicates proportion of soft carbonates).
• Field pH	• Permeability and drainage (whole profile)
• Dispersion	• Nature of surface 2cm (e.g. hard setting).
• Root density	• Potential annual crop rooting depth (estimated based on structure, texture and pH).
• Proportion of soil occupied by gravel	• Volume of Readily Available Water (RAW) (Calculated based on rooting depth and estimates of available water for each texture class).
• Colour and degree of mottling	• Salinity (estimated by measuring the conductivity of soil in water at a 1:5 ratio).
• Grade, type of structure and ped size	• SOILpak score.
Laboratory Analysis	
0cm-5cm and 5cm-15cm samples only	All depths
<ul style="list-style-type: none"> • Soil colour and texture • Organic carbon • Colwell phosphorus • Phosphorus Buffer Index • KCl sulphur • DTPA copper, zinc, manganese, iron • Hot CaCl₂ boron • Extractable molybdenum • Emerson Class 	<ul style="list-style-type: none"> • Cations of Calcium, Magnesium, Potassium, Sodium and Aluminium • pH (1:5 water), pH (1:5 CaCl₂), electrical conductivity (1:5 water) • Nitrate nitrogen and ammonium nitrogen • Selected ratios, including: <ul style="list-style-type: none"> – Exchangeable Calcium Percentage; – Exchangeable Magnesium Percentage; – Exchangeable Potassium Percentage; – Exchangeable Sodium Percentage; – Exchangeable Aluminium Percentage; – Calcium to Magnesium ratio; and – Electrochemical Stability Index were calculated. • Electrical conductivity of saturated extract
Source: SSM (2021a) – modified after Sections 2.5.2 and 2.6.	

2.1.3 Assessment Results

2.1.3.1 Desktop assessment

Section 3.1 of SSM (2021a) presents a complete description of the outcomes of the desktop assessment. However, in summary, SSM (2021a) determined the following.

- The SAR Mine Site includes five soil landscapes mapped by DECCW (unpublished) as follows.
 - Strahorn Soil Landscape with dominant soil type of Chromosols with minor Vertosols on plains.

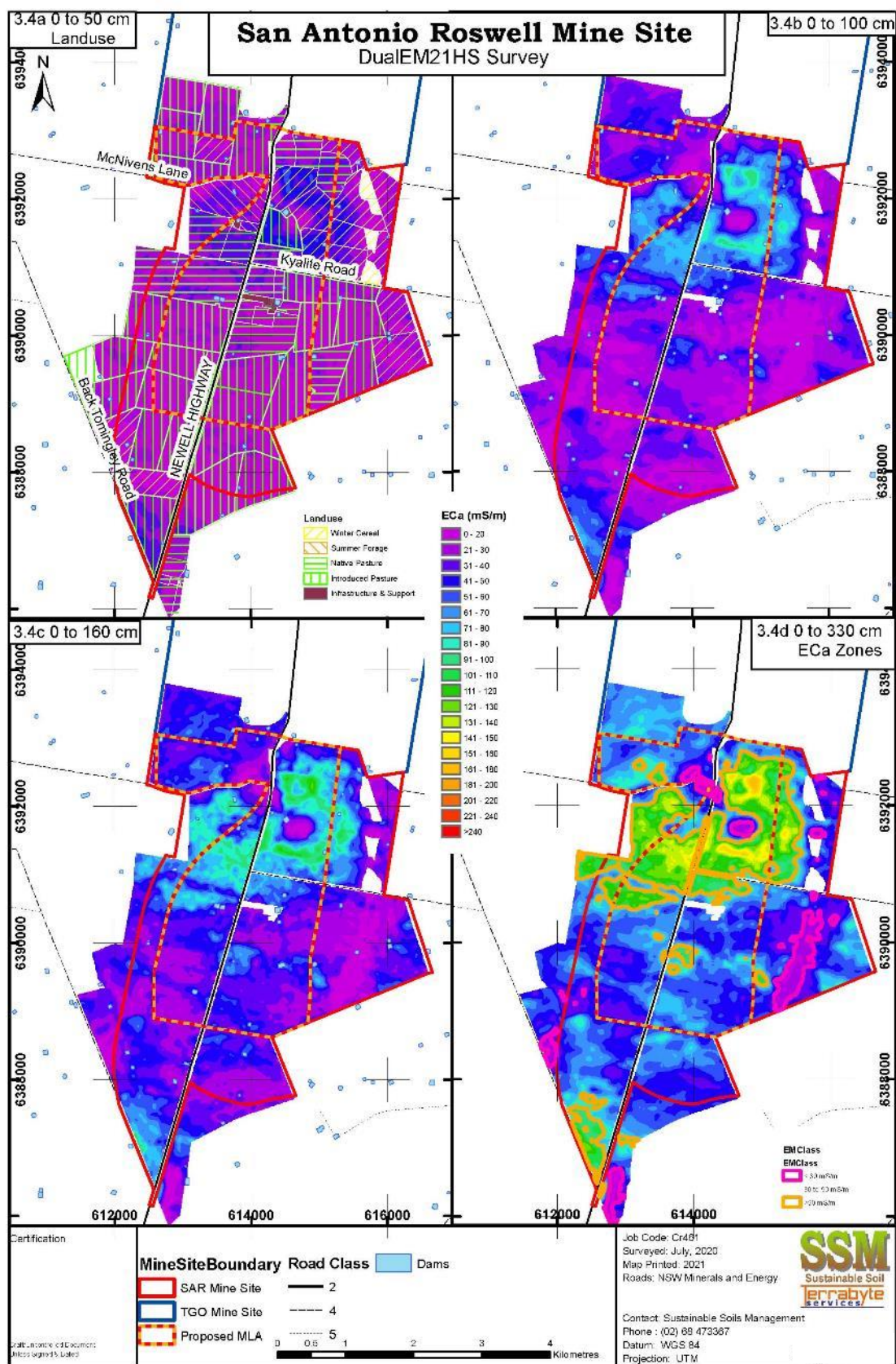
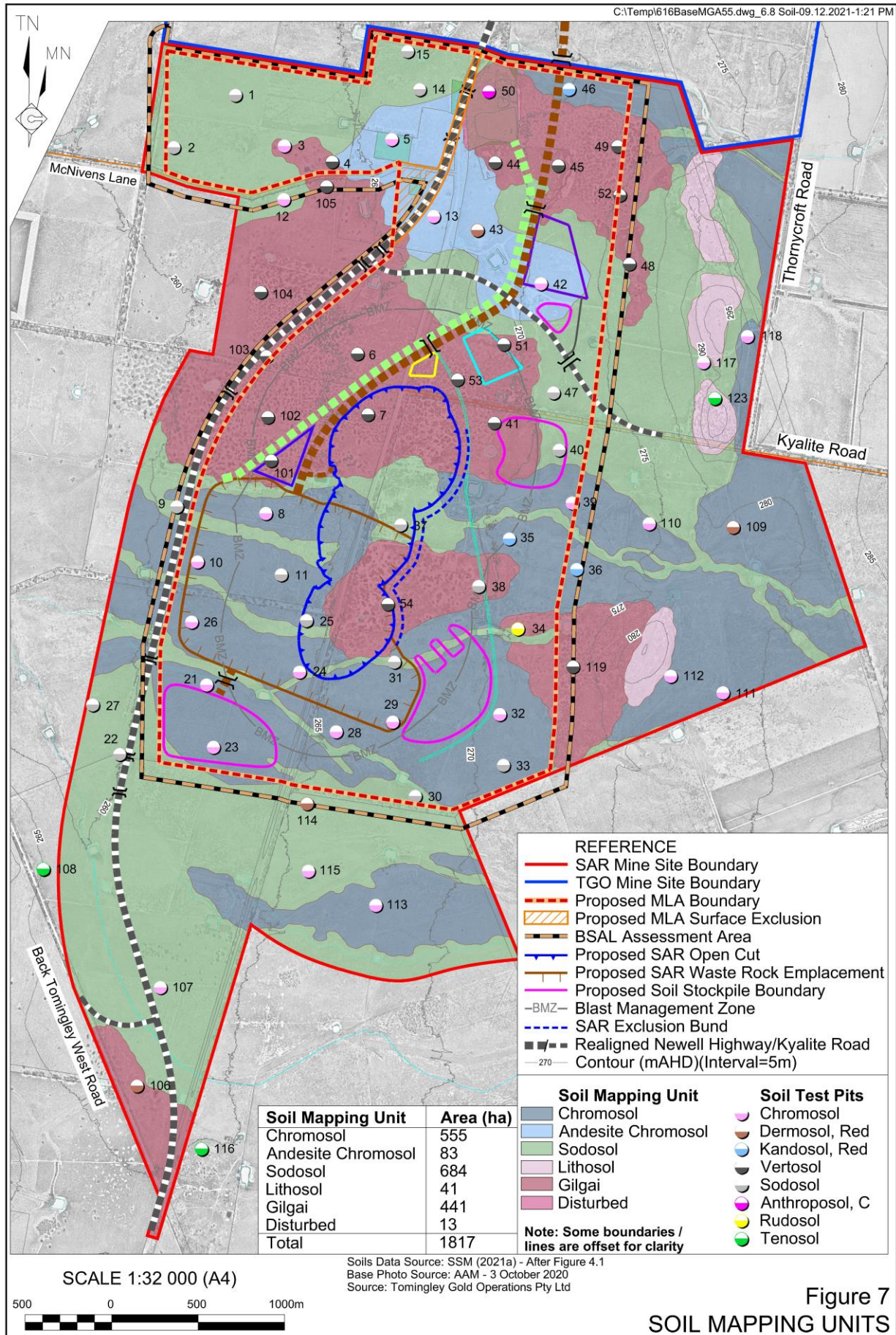


Figure 6 EM Survey Results

Source: SSM (2021a) – Figure 3.4



Sodosol SMU

The Sodosol SMU is characterised by a duplex profile, with poorer surface drainage than the Chromosol or Andesite Chromosol SMUs. The SMU is generally sandy, has slightly acidic topsoil with marginally high exchangeable aluminium, low salinity, and moderately low capacity to store nutrients. Cation ratios are adequate in the surface 30cm but the soil becomes more sodic and magnesian with depth, which is associated with slow internal drainage.

Gilgai SMU

The Gilgai SMU has a clay-rich soil, with well-developed Gilgais. Gilgais are small depressions in the soil surface, typically associated with expanding clay soils. Gilgais are typically associated with substantial micro-relief comprising closely spaced mounds and depressions. Soils of the Gilgai SMU are typically clay-rich, with mildly acidic and non-saline topsoil over strongly alkaline and saline subsoil. SSM (2021a) notes that the Gilgai SMU has soil that is potentially productive, but this is constrained by poor drainage and elevated salinity, which limit agricultural productivity.

Lithosol SMU

The Lithosol SMU is associated with low rises in the northeastern and southern section of the SAR Mine Site. Soils of the Lithosol SMU are slightly acidic with low salinity and low cation exchange capacity. The cation ratios have less calcium and more magnesium than desired, while exchangeable aluminium is high enough to limit the growth of sensitive species.

Disturbed SMU

The Disturbed SMU is located on a previously rehabilitated tailings storage facility associated with reprocessing of historic tailings in the 1990's, prior to the Applicant's association with the Project. The soil is strongly alkaline and saline, is deficient in macronutrients.

2.1.3.4 BSAL Assessment Results

SSM (2021b) classified the soils of the BSAL Assessment Area as follows.²

- Chromosol SMU..... BSAL
- Andesite Chromosol SMU..... BSAL
- Sodosol SUM..... not BSAL
- Gilgai SMU..... not BSAL
- Lithosol SMU..... not BSAL
- Disturbed SMU..... not BSAL

2.1.3.5 Soil Stripping, Placement and Material Balance

Table 2 presents the soil stripping depths recommended by SSM (2021a) and adopted by the Applicant. **Table 2** also presents the anticipated volume of soil that could be stripped within the SAR Mine Site. In reality, as the volume of soil available to be stripped is far greater than the soil required for rehabilitation operations, not all soil would be stripped.

² See SSM (2021b) for a full description of the BSAL Assessment.

Table 2
Soil Stripping Depths and Volume

Soil Mapping Unit	Area to be disturbed (ha)	Recommended Stripping Depth (cm)		Volume available to potentially be stripped (m ³)	
		Topsoil	Subsoil	Topsoil	Subsoil
Chromosol	189	30	50	567 000	945 000
Andesite Chromosol	28		70	84 000	196 000
Sodosol	111		50 ¹	333 000	555 000
Gilgai	133	30 ²	Nil	199 500	Nil
Disturbed	1	Nil	Nil	Nil	Nil
Total	462			1 183 500	1 696 000
Note 1: Sodosol subsoil will require the addition of gypsum at a rate of 2 t/ha for each 10cm of subsoil stripped during stripping operations.					
Note 2: Topsoil would only be stripped from the elevated sections of the Gilgai SMU, conservatively assumed to be 50% of the available area.					
Source: SSM (2021a) – After Table 8.2					

Landloch (2021) undertook an assessment of the erosion potential of the following soil materials for use in rehabilitation operations. A copy of that assessment is presented as Appendix 12 of the EIS.

- Combined Chromosol and Sodosol topsoil.
- Chromosol subsoil.
- Gilgai topsoil.

Based on that assessment Landloch (2021) recommended the following.

- Slopes greater than 6% - use only Combined Chromosol and Sodosol topsoil for rehabilitation operations.
- Slopes less than or equal to 6% - any of the above soil classes are suitable for rehabilitation operations.

In light of the above, the Applicant would use the combined Chromosol and Sodosol topsoil to rehabilitate the SAR Waste Rock Emplacement.

Table 3 presents the volume of soil that would be required for rehabilitation of the final landform within the SAR Mine Site. In summary, approximately 838 000m³ of soil would be required for rehabilitation operations, with a further 250 000m³ required for enhancement operations. The Applicant would prioritise use of the combined Chromosol and Sodosol topsoil for rehabilitation operations.

2.1.3.6 Land and Soil Capability

The *Land and Soil Capability Assessment Scheme – Second Approximation* (OEH, 2012) classifies land into one of eight classes that provides an indication of what level of activity the land can support without experiencing land and soil degradation.

Table 3
Soil Placement Depths and Volume

Final Landform Element	Area to be rehabilitated	Recommended Minimum Placement Depth	Volume to be Placed
SAR Waste Rock Emplacement	140ha ¹	30cm	420 000m ³
All other mining-related disturbance	209ha	20cm	418 000m ³
Sub - total			838 000m³
Land and Soil Enhancement Area	50ha	50cm ²	250 000m ³
Total			1 088 000m³
Note 1: Footprint of the SAR Waste Rock Emplacement = 136ha. Surface area of the constructed SAR Waste Rock Emplacement = 140ha			
Source: SSM (2021a) – After Table 8.4			

SSM (2021a) assessed the Land and Soil Capability (LSC) classes of the SAR Mine Site in accordance with OEH (2012) and considered the following eight individual hazards for each of the soil test pits assessed, and assigned a LSC classification for each SMU based on the most significant hazard identified.

- Water erosion
- Wind erosion
- Soil structure decline
- Soil acidification
- Salinity
- Waterlogging
- Shallow soils
- Mass movement.

OEH (2012) describes LSC Classes relevant to this assessment as follows.

- LSC Class 4 – “moderate to severe limitations for some land uses that need to be consciously managed to prevent soil and land degradation. The limitations can be overcome by specialised management practices with high levels of knowledge, expertise, inputs, investment and technology.”
- LSC Class 6 – “very severe limitations for a wide range of land uses and few management practices are available to overcome these limitations. Land generally is suitable only for grazing with limitations and is not suitable for cultivation. Class 6 land includes ... land that will be subject to severe wind erosion when cultivated and left exposed. Other limitations can include shallow soils (less than 50 cm deep), stoniness, rock outcrop (50–70% coverage), salt outbreaks, naturally acid soils of low fertility, major flow lines with high flows and flooding, areas that are poorly drained and wet for long periods, areas that are severely eroded, including scalds, and strong climatic limitations.”
- LSC Class 8 – “Extremely low capability land: Limitations are so severe that the land is incapable of sustaining any land use apart from nature conservation. There should be no disturbance of native vegetation.”

SSM (2021a) classified the soils of the SAR Mine Site as follows (**Table 4** and **Figure 8**).

- Chromosol SMU.....LSC Class 4
- Andesite Chromosol SMULSC Class 4

- Sodosol SMU LSC Class 4
- Gilgai SMU LSC Class 6
- Lithosol SMU LSC Class 6
- Disturbed SMU LSC Class 6

SSM (2021a) further estimated the anticipated post-mining LSC classification for the final landform as follows (**Figure 8**).

- Road reserve unclassified
- Final Void LSC Class 8
- SAR Waste Rock Emplacement LSC Class 6
- All other areas of mine-related disturbance..... LSC Class 4

Table 4 and **Figure 8** presents the areas of each LSC Class for the pre, during and post-mining landforms within the SAR Mine Site. In summary, the Project would result in a loss of approximately 112ha of LSC Class 4 Land. As a result, the Applicant proposes to undertake the following agricultural soil enhancement activities to improve an approximately 50ha area of land classified as Category 1 (exempt) land under the NSW Local Land Services Land Management Framework (**Figure 8**).³ That land is currently gilgai affected and consequently is classified as LSC Class 6. The enhancement activities would increase the LSC Class to Class 4.

- Level, shape and till the proposed Land and Soil Enhancement Area to ensure a free draining surface that would permit surface water to flow from the proposed culvert under the Haul Road to the proposed culvert under the realigned Newell Highway immediately south of the aligned Kyalite Road. If required, ameliorants such as gypsum and/or lime would be added to improve soil characteristics.
- Where required, place stripped soil in areas that would otherwise not be free draining. Particular emphasis would be placed upon using high quality Chromosol and Sodosol topsoil for this purpose. For the purposes of the soil balance, an average of 50cm of soil across the 50ha area to be enhanced has been assumed. This is likely to be a substantial overestimate.
- Engage a suitably qualified and experienced agronomist or soil scientist to determine additional amelioration and agricultural practices required to ensure that the shaped landform achieves LSC Class 4 status.

Table 4 and **Figure 8** presents the areas of each LSC Class taking into account the proposed agricultural enhancement activities. In summary, the Project would result in a decrease of LSC Class 4 land of approximately 62ha.

Finally, SSM (2021a) also notes that the proposed backfilling of the Caloma 1 and Caloma 2 Open Cuts and the creation of the Caloma Waste Rock Emplacement would result in the conversion of approximately 42ha of land that is currently LSC Class 8 to LSC Class 6 land.

³ Category 1 (exempt) land under the Land Management Framework is land where native vegetation can be cleared without approval from Local Land Services. The Applicant has consulted with Local Land Services who have confirmed that the proposed Land and Soil Enhancement Area is Category 1 (exempt) land.

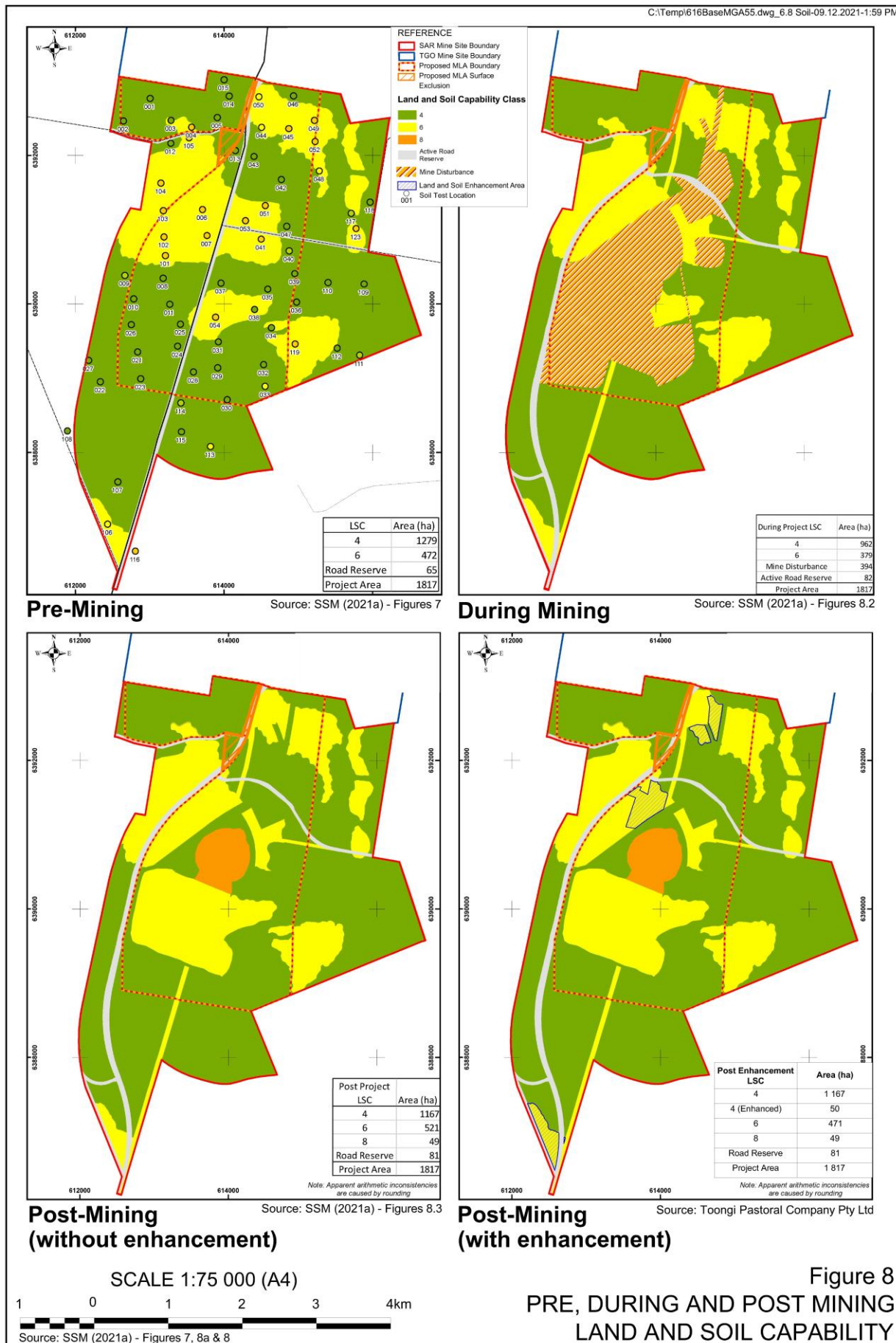


Table 4
Land and Soil Capability – Areas¹ Pre, During and Post-mining

LSC Class	Pre-mining Area (ha) ⁴	During Mining ⁴		Post-mining (without enhancement) ⁴		Post-mining (with enhancement) ⁵	
		Area (ha)	Change from pre-mining (ha)	Area (ha)	Change from pre-mining (ha)	Area (ha)	Change from pre-mining (ha)
Class 4	1 279	962	-317	1 167	-112	1 217	-62
Class 6	472	379	-93	521	+49	471	-1
Class 8	-	-	-	49	+49	49	+49
Road Reserve	65	81	+16	81	+16	81	+16
Active Mining Area ²		394	+394	-	-	-	-
Total³	1 817	1 817		1 817		1 817	
<p>Note 1: Within the SAR Mine Site.</p> <p>Note 2: Active mining area = all land within the proposed limit of disturbance.</p> <p>Note 3: Apparent arithmetic inconsistencies are associated with rounding.</p> <p>Note 4: Source: SSM (2021a) – After Figure 7.2, 8.2 and 8.3</p> <p>Note 5: Source: Toongi Pastoral Company Pty Ltd</p>							

2.2 HISTORY OF AGRICULTURAL ENTERPRISES

2.2.1 Historic Agricultural Enterprises

The Tomingley district has been a mixed farming district since closer settlement in the 1880s. The area was one of the early broadacre wheat growing districts in NSW and Peak Hill boasted the first public silo in Australia which opened on 14 August 1918.

The land within and surrounding the SAR Mine Site was settled by non-indigenous farmers in the 1880's and much of the native vegetation was cleared for agricultural activities around this time. Andrew McLean purchased land at McPhail, in northern section of the SAR Mine Site in 1900 from a Mr Dunshea. *A History of Peak Hill and District* (Chappel, 1988) describes the property as follows.

“The property was known as ‘Pine View’ and was heavily timbered. Rabbits were in plague proportions and his haystacks had to be fenced off for protection. The wheat he grew was carted to Narromine by dray and he back loaded with timber for the home he built. Between seasons he shored with the blades, travelling as far as Narromine to get the cash-flow he needed”

In 1897, “Rosewood”, in the central section of the SAR Mine Site, was subdivided. Chapple (1988) describes that property as follows.

“In 1897 when Genanagie Station was thrown open for closer settlement (William (Bill) Daniel Hando) drew a block of 1 279 acres (517ha) of very heavily timbered country which he called ‘Rosewood’ for closer settlement. He built a two-roomed mud hut. During the day, Bill Hando worked at the McPhail Mine and during the night on his land, clearing for ploughing. In 1902, he grew his first crop of wheat, carrying the grain to the railhead at Narromine by bullock wagon. Bill Hando was one of the pioneers of trotting in NSW and established the well-known Rosewood Trotting Stud.”

Bill Hando and his wife Ethel (nee Hodges) raised six sons and two daughters who at various times owned most of the land within SAR Mine Site and beyond. The Hando family have continued breeding trotting horses until the retirement of the previous owner of “Rosewood” in 2021.

2.2.2 Contemporary Agricultural Operations

Contemporary agricultural operations within the SAR Mine Site have typically been dominated by merino and more recently crossbred sheep, with wheat, oats and barley being the more commonly grown crops.

Farming operations within the SAR Mine Site over the past decade have been run by small family operations comprising husband/wife, father/son or single person operations.

The Applicant has acquired all freehold land within the SAR Mine Site. Nine properties ranging in size from 631ha to 91ha have either been fully or partially acquired. **Figure 9** shows the boundaries of these properties, prior to the purchase of lands by the Applicant. Three of the purchases were required to maintain family farming enterprises, two have enabled the former owners to retire, with premiums paid for the land and four have delivered significant premiums to continuing farming operations.

At the time that the properties were purchased by the Applicant, eight or nine people were employed in agriculture within the SAR Mine Site. As with many small farms in the Peak Hill – Tomingley district, on-farm incomes are typically supplemented with paid off-farm employment. The Applicant is advised that in many cases, off-farm employment generated more than 50% of the annual income for each family operation.

The following presents an overview of the contemporary agricultural operations within the SAR Mine Site in the years immediately prior to their purchase by the Applicant.

“Dunoon”

Approximately 201ha of “Dunoon” was purchased by the Applicant, with a land swap comprising approximately 267ha of “Kenilworth”. The section of “Dunoon” purchased by the Applicant is relatively flat, largely cleared farm land with remnant native vegetation associated with a former Crown road reserve on the western boundary. The soils are predominantly the Sodosol SMU.

The property historically grew wheat and barley in rotation with grazing sheep for wool and meat on improved pasture. No house or yards are located on the portion of “Dunoon” acquired by the Applicant.

“Kenilworth”

“Kenilworth,” prior to the land swap for a portion of “Dunoon,” was approximately 612ha. The property retained by the Applicant (approximately 344ha) is very flat and is dominated by the Gilgai SMU and has well developed gilgais. The previous owners purchased the property in 2001.

From 2001, “Kenilworth” was farmed using relatively narrow farming equipment to cultivate and “improve” gilgais. Seed and super phosphate were applied to the gilgais using a super spreader.



The previous owners operated a fat lamb breeding enterprise with on farm storage of fodder for supplementary feeding for finishing lambs. A regular cropping program was undertaken in conjunction with the owner's son and daughter-in-law who own a significant adjoining land area.

The property includes access tracks, constructed in 2014, through the areas that experience overland water flows, using materials provided by TfNSW during Newell Highway upgrade. A transportable house and shed were removed as part of property transaction. Two steel machinery sheds remain and a partial set of sheep yards.

"Old Thornycroft"

"Old Thornycroft" fronts both the Newell Highway and Back Tomingley West Road and is approximately 207ha in size. The eastern two thirds of the property is relatively flat lying, comprising mostly Chromosol SMU. The western third of the property, west of Bulldog Creek rises gently to Back Tomingley West Road. The property includes a derelict timber dwelling, partial sheep yards and is fenced into seven paddocks. The property has been extensively cleared, with rotational cropping and pasture improvement supported a self-replacing merino flock. "Old Thornycroft" formed part of a larger enterprise based at "Thornycroft" (Property 72), located to the east of the TGO Mine Site.

"Devonish's"

"Devonish's" also fronts both the Newell Highway and Back Tomingley West Road is approximately 202ha in size. The property is generally flat, with Bulldog Creek running through the property. The soils are mostly Sodosol SMU, with Gilgai SMU in the south and Lithosol SMU associated with a ridge on the western boundary which adjoins Back Tomingley West Road

The property is fenced into five paddocks and was owned by three brothers who farmed the entire property (cereal cropping and pasture establishment) for a self-replacing merino flock. The Property was a "linking property" with others in the district. No silos, yards nor buildings occur on the property.

"Myall"

"Myall" is approximately 312ha in size. The western and northern sections where it adjoins the Newell Highway, McPhail workings and TGO Mine Site is very flat, rising to gravel ridges on the eastern boundary of the property. Approximately 225ha is developed dryland cultivation. Approximately 64Ha is timbered with thick belah (*Allocasuarina cristata*) on Gilgai SMU. Sodosol, Andesite Chromosol and Lithosol SMUs make up the remainder of the property soils. The property was run in conjunction with local district holdings owned by the same family. There is a machinery shed but no yards nor house on the property. Silos were removed by the vendor.

"Rosewood"

"Rosewood", until it was purchased by the Applicant, has been farmed by the same family since 1900. The property is approximately 518ha in size and includes Chromosols (approximately 50%), Gilgai (approximately 25%), Sodosols (approximately 20%) and Lithosol (approximately 5%) SMUs. There are a few low rises but otherwise the property is relatively flat lying. The property is subdivided into 16 paddocks and 11 earthen dams. The property was a well-established horse stud with stables, horse yards and a stallion box. The property has a shearing shed (not in working order) and a circa 1915 built 4-bedroom brick house and external granny flat. Approximately 75ha (two eastern paddocks) have been farmed for the past five years. The horse breeding/agistment business has been gradually scaling down as the owner approached retirement.

“Eulinda Park”

“Eulinda Park” is an investment property owned by a family based at Canowindra. The Applicant has exercised a call option agreement to purchase the property which is approximately 431ha in size. The purchase is expected to be complete by September 2021. Bulldog Creek drains west through the property. The property generally runs sheep across eight main paddocks. The homestead on the property is no longer habitable but a 3-stand shearing shed, sheep yards and some shed infrastructure is in working order. There has been no cropping activity in the past three years but the property has been extensively cleared and cropped in the past.

2.3 SAR MINE SITE AGRICULTURAL PRODUCTIVITY

The Applicant purchased all land within the SAR Mine Site between 2020 and 2021. **Table 5** presents a summary of the agricultural activities for each of the purchased properties. No suitable data is available to quantify actual agricultural returns for the prior operations. Notwithstanding this, based on publicly available gross margin budgets for similar operations in surrounding areas published by Department of Planning, Industry and Environment (Primary Industries)⁴ indicates that the current gross margin of all properties purchased and controlled by TGO is approximately \$784,000pa. The Applicant anticipates that, on average, agricultural land under its control has an average carrying capacity of 3.1 dry sheep equivalent (DSE).

Table 5
SAR Mine Site - Prior Agricultural Enterprises

Property (see Figure 9)	Area (Ha)	Enterprises
“Myall”	312	Sheep, crops
“Rosewood”	517	Horses, sheep, crops
“Eulinda Park”	431	Sheep (1x ewes)
“Devonish’s”	202	Sheep, crops
“Old Thornycroft”	207	Sheep, crops
“Kenilworth”	352	Sheep, crops
“Dunoon”	200	Sheep, crops
Source: Toongi Pastoral Company Pty Ltd		

2.4 LAND TO CONTINUE TO BE USED FOR AGRICULTURE

Figure 10 presents the land owned by the Applicant that would continue to be used for agriculture during and following the life of the Project. That land may be divided into three categories as follows.

- Land to be retained for agriculture and managed independently of mining operations. This land would be outside the Project’s Blast Management Zone and ongoing agricultural operations would not be constrained by proposed mining operations.

⁴ <https://www.dpi.nsw.gov.au/agriculture/budgets/>

- Land to be retained for agriculture and managed in conjunction with mining operations. This land would be outside the Project's disturbance footprint but within close proximity of active mining operations. As a result, ongoing agricultural operations may be constrained by proposed mining operations, including exclusion during blasting and for other reasons..
- Land to be retained for agriculture and developed for biodiversity and grazing.

Agricultural land purchased by the Applicant is currently dominated by undesirable perennial species and annual plants. Toongi Pastoral Company Pty Ltd estimate that the current carrying capacity of the 1 817ha of the SAR Mine Site is approximately 3.1 dry sheep equivalent (DSE) per hectare or approximately 5 633 DSE in total.

The Applicant would continue to graze and crop lands not required for mining operations with the intention of increasing the carrying capacity of the land from an average of 3.1DSE/ha to 6.0DSE/ha at a rate of approximately 5% increase per year. In order to achieve this, the Applicant would implement the following.

- Undertake the activities described in Section 2.1.3.6 to enhance Category 1 land that is currently classified as Class 6 land to Class 4 land.
- Progressively undertake fencing and water supply works to account for the consolidated land ownership and realigned Newell Highway as identified in **Figure 10**.
- Apply soil ameliorants based on soil testing and advice from a suitably qualified and experienced agronomist to remove any inhibitors in grass production. This may include the application of fertiliser, lime and / or gypsum.
- Establish deep rooted perennial pastures, including more desirable/palatable species than those currently present. A budget of approximately \$350/ha for pasture establishment has been identified.
- Intensively manage the number of livestock on particular sections of the land, providing higher stocking density than historical grazing systems.
- Use destocking and restocking to match carrying grazing capacity to available plant biomass.
- Provide periods of rest and recovery to encourage more available biomass for livestock production systems.
- Establish areas to be managed for biodiversity and grazing in areas of existing native vegetation and sensitive areas surrounding key watercourses to provide ecological services and shelter. This would be achieved through fencing off of selected areas and natural or assisted revegetation with native species.

The Applicant, Toongi Pastoral Company Pty Ltd and their advisors anticipate that implementation of the above would result in the average carrying capacity for land that would continue to be used for agricultural purposes increasing at a rate of approximately 5% per year from an average of approximately 3.1 DSE/ha in 2021 to approximately 6.0 DSE/ha in 2035. The Applicant would collect and retain adequate agricultural data throughout the life of the Project to demonstrate progression towards the target carrying capacity.

2.5 LAND TO BE REMOVED FROM AGRICULTURE

Figure 10 and **Table 6** presents the land to be temporarily and permanently removed from agriculture within the SAR Mine Site. In summary, the only land that would be permanently removed from agriculture would include the following.

- The proposed final open cut void.
- The realigned Newell Highway and Kyalite Road and land associated with the new Back Tomingley West Road and McNivens Lane intersections.

Table 6
Land to be Removed from and Retained for Agriculture¹

Infrastructure Area	Area (ha)	Temporary/Permanent Removal from Agricultural Production	Justification
Final void	49	Permanent removal from agriculture	Final void unsuitable for agricultural activities
Realigned Newell Highway and local Roads	81		Realigned roads will be retained in the final landform
SAR Waste Rock Emplacement	136	Temporary removal from agriculture. Returned to grassland with targeted grazing	Waste Rock Emplacement slopes (1:6 (V:H)) and rehabilitated landform suitable for native vegetation. Grazing to be used to manage fuel loads and control weeds.
All other mining-related disturbance	209	Temporary removal from agriculture. Returned to pasture/cropping use.	Infrastructure to be removed, including hardstand materials, soil spread and land returned to agricultural production (LSC Class 4)
Remaining Areas within SAR Mine Site	1 342	Continued agricultural use	No interruption to agricultural production (see Section 2.5)
Total	1 817		
Note 1: Within the SAR Mine Site only.			
Source: SSM (2021a)			

Land that would be temporarily removed from agriculture and returned to LSC Class 6 land would include the SAR Waste Rock Emplacement. That land would be used for low intensity grazing, principally to manage fuel loads with maintaining a minimum 60% vegetation coverage in accordance with the recommendations of Landloch (2021). Section 3.14.8 of the EIS presents the measures that would be implemented to achieve that objective. In summary, these would include the following.

- Shape the final landform progressively as each lift of the waste rock emplacement is established.
- Spread a minimum of 30cm of Chromosol and Sodosol topsoil over the shaped landform.

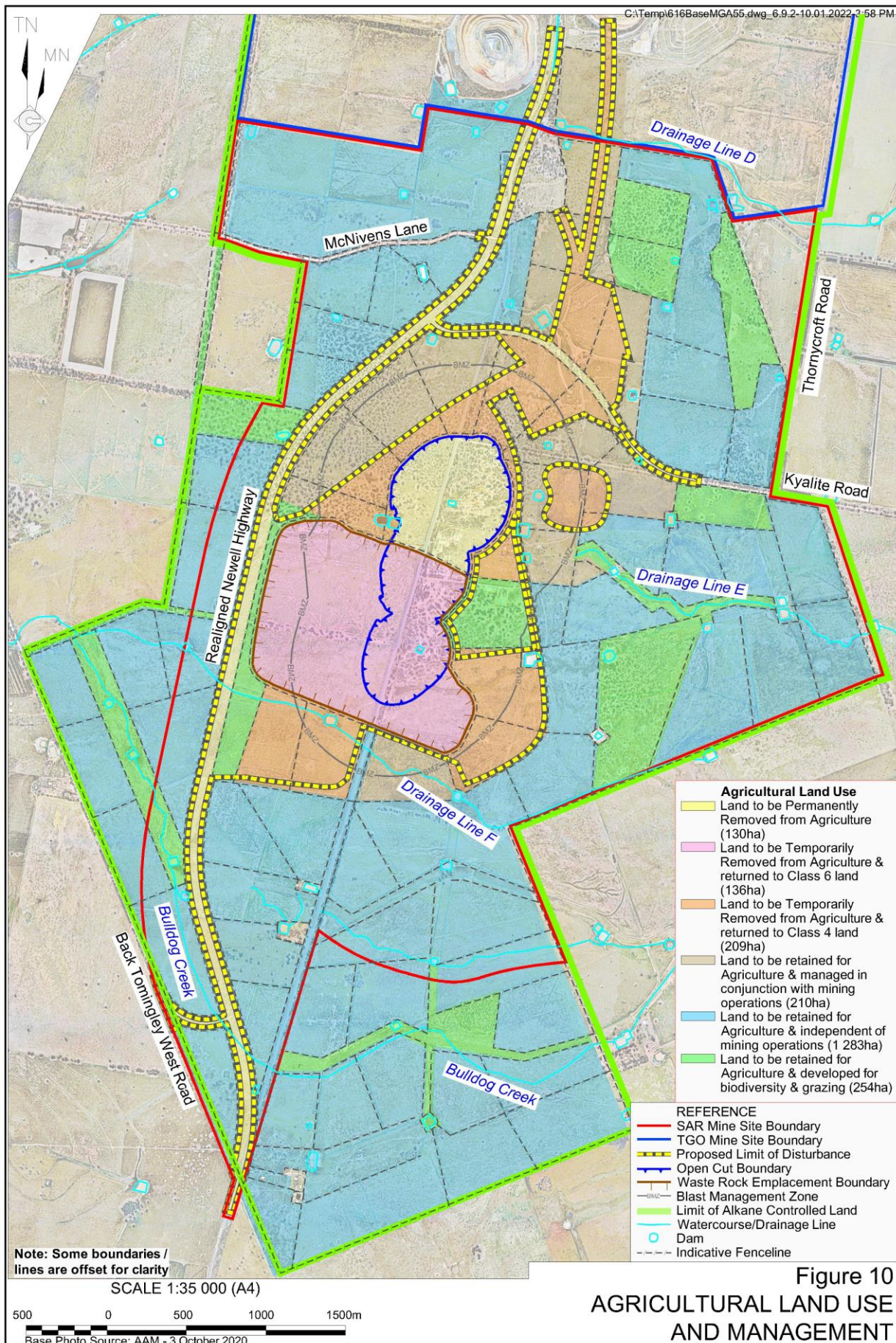


Figure 10
AGRICULTURAL LAND USE
AND MANAGEMENT

- Revegetate with pasture/grassland species to ensure a minimum vegetative cover of 60%.
- Manage grazing and agricultural activities to ensure a minimum 60% vegetative cover is maintained.

Land that would be temporarily removed from agriculture and returned to pasture and cropping with an LSC classification of Class 4 would include the following all other areas of mining-related disturbance within the SAR Mine Site. That land would be used for grazing and cropping operations. Section 3.14.8 of the EIS presents the measures that would be implemented to achieve that objective. In summary, these would include the following.

- Decommission and remove infrastructure not required for the final landform.
- Deep rip where required and spread a minimum of 20cm of soil over the shaped landform.
- Revegetate with pasture/grassland species.
- Manage agricultural activities to ensure an LSC classification of Class 4 is achieved.

The Applicant does not anticipate establishing a Biodiversity Offset Area within the SAR Mine Site, with the required biodiversity offset credits likely to be obtained from off-site sources in accordance with the requirements of the *Biodiversity Conservation Act 2016*. However, should a Stewardship Site be able to be established without adversely impacting on agricultural productivity, such an arrangement may be established.



3. SURROUNDING AGRICULTURAL RESOURCES AND ENTERPRISES

3.1 AGRICULTURAL SUPPORT INFRASTRUCTURE

Agricultural resources within and surrounding the SAR Mine Site include the following.

- Transport
 - Newell Highway, a State Road, is the main north-south heavy vehicle route between central Victoria in the south and Queensland in the North. In the vicinity of the SAR Mine Site, the Highway connects Parkes, Forbes, Peak Hill, Tomingley and Dubbo and provides access for both farm products and access of infrastructure and services in those centres.
 - Local and Regional roads provide access to the Newell Highway, as well as other regional centres such as Narromine and Yeoval.
- Silos - bulk grain silos are located at Tomingley West and Peak Hill on the Parkes to Narromine Railway.
- Qube Agri (owned by Qube Logistics) purchased Agrigrain in 2020 and provides regional exporters with direct access to world markets. This grain handling business is located approximately 3km southwest of Narromine on the Tullamore Road on the Inland Rail route. Their core business includes grain trading, container packing, bulk grain exports and seed and fertiliser supply.
- Agronomic services are provided from the Central West Agri-Centre in Peak Hill or from consultants further afield in Parkes, Narromine and Dubbo.
- Sale yards are located in Dubbo (cattle – weekly sales), Narromine (sheep – monthly sales) and Forbes (cattle, sheep and pigs – weekly sales)
- Fletcher International Exports (FIE) in Dubbo is one of Australia's largest integrated sheep processors and exporters. FIE is also a significant local grain buyer and packs bulk grains into containers for export from its own rail terminal in Dubbo.
- Machinery is serviced from Peak Hill, Narromine, Parkes and Dubbo as well as by mobile technicians.

The surrounding district does not include irrigation infrastructure and agricultural enterprises typically rely on rainfall.

3.2 CLIMATE

Table 7 presents meteorological data obtained from the Bureau of Meteorology's Peak Hill Post Office Weather Station No. 050031, located approximately 8km south-southwest of the SAR Mine Site.

The Tomingley and Peak Hill localities experience hot summers, with a mean maximum temperature of 33.4°C in January, and relatively mild winters, with a mean maximum temperature of 15.4°C and mean minimum temperature of 4.8°C in July.

Table 7
Monthly Climate Averages

	Jan	Feb	Mar	April	May	June	July	Aug	Sept	Oct	Nov	Dec	Annual
Temperature (°C) – 1965 to present													
Mean maximum temperature	33.4	32.6	29.5	25.1	20.1	16.3	15.4	17.1	20.8	25.0	28.5	31.6	24.6
Mean minimum temperature	19.5	19.3	16.4	12.4	8.7	6.1	4.8	5.6	8.0	11.6	14.6	17.4	12.0
Rainfall (mm) – 1890 to present													
Mean rainfall	58.5	50.8	51.1	42.0	43.9	43.5	44.5	42.1	38.8	47.9	47.3	51.2	562.1
Mean number of rain days	5.2	5.0	4.8	4.4	5.8	7.6	7.7	6.9	6.2	6.4	5.4	5.3	70.7
Mean number of rain days >25mm	0.7	0.6	0.6	0.4	0.3	0.2	0.3	0.2	0.2	0.3	0.5	0.5	4.8
Highest recorded daily rainfall	120.7	133.9	116.8	105.4	89.2	123.2	55.6	60.5	48.8	71.4	60.2	88.0	133.9
Highest recorded monthly rainfall	237.6	328.7	279.4	323.8	175.0	186.5	142.2	107.1	187.9	202.1	221.1	209.8	1217.1
Source: Bureau of Meteorology – Peak Hill Post Office Station No. 050031 - accessed 14 July 2021.													

Annual rainfall is moderate, averaging 562.1mm per year. However, monthly rainfall can be highly variable with the highest maximum recorded monthly rainfall between 2.5 and 7.8 times the mean monthly rainfall. The highest recorded daily rainfall is between 1.2 and 2.9 times the mean monthly rainfall. However daily rainfall only exceeds 25mm an average of 4.8 days per year, indicating that intense rainfall events are possible but rare.

3.3 WATER RESOURCES

3.3.1 Surface Water

SSM (2021b) note that rainfall exceeds 350mm per year in 116 of 128 years from 1891 to 2018 or 90.6% of years. In accordance with the Interim BSAL Protocol, the SAR Mine Site therefore has a “reliable water supply.”

Surface water flows typically occur as sheet flows, with occasional, poorly to moderately defined, west flowing watercourses, including, from north to south, Tomingley, Gundong and Bulldog Creeks, as well as a number of unnamed water courses. The Newell Highway in the vicinity of the SAR Mine Site has substantially altered surface water flows, with the Highway flooding under rainfall events of between 25% and 33% Annual Exceedance Probability (AEP), i.e. every 3 to 4 years.

3.3.2 Groundwater

The Groundwater Assessment is presented as Part 6 of the *Specialist Consultant Studies Compendium* and is referred to hereafter as Jacobs (2021). The following provides an overview of the groundwater system within and surrounding the Project Site.

The groundwater environment within and surrounding the Project Site is dominated by three broad groundwater systems as follows.

- Perched aquifer: A shallow and localised perched water table system associated with the larger drainages, particularly Gundong Creek. These systems are not located close to the Project Site and as such will have no significant interaction from a groundwater perspective.
- Cainzoic alluvial groundwater system: The Cainzoic alluvial system comprises a relatively thick layer of generally low permeability fluvial sediments. In the vicinity of the Project Site this unit has been shown to be unsaturated and does not locally represent an aquifer.
- Fractured rock groundwater system: Locally, in the vicinity of the Project Site, the regional water table is expressed within the basement lithologies. The primary permeability of these basement lithologies is likely to be very low, however there is potential for enhanced permeability associated with structural deformation and discontinuities, zones of mineralisation, and chemical weathering within the transition zone from completely oxidised saprolite to moderately weathered formation.

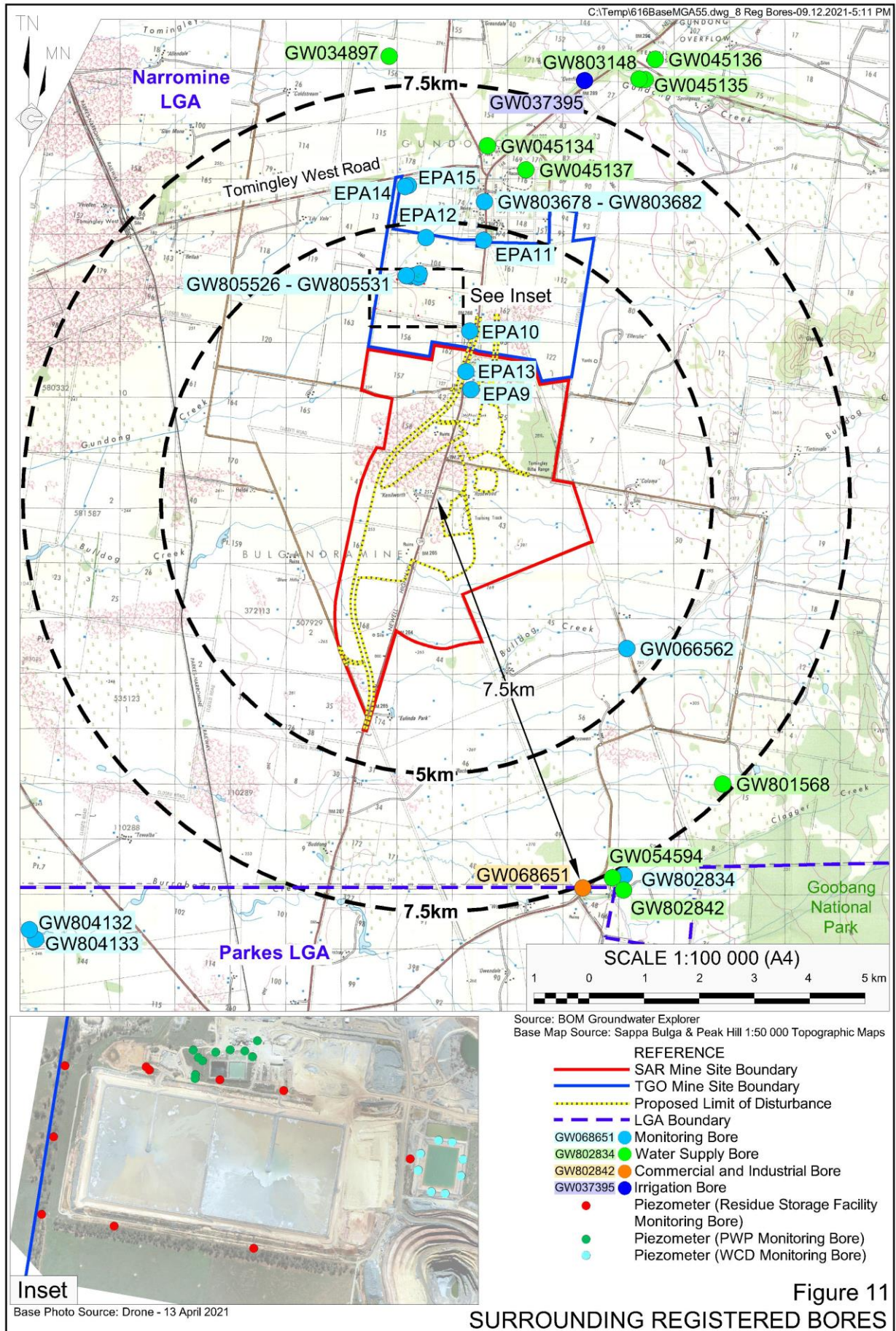
Jacobs (2021) identify that the shallow perched aquifer is hydrologically separated from the deeper fractured rock aquifer. The Applicant at the time of finalisation of this document was undertaking further assessment to confirm this position.

Figure 11 presents all registered bores within 7.5km of the SAR Open Cut. In summary, five registered bores are listed as “Water Supply” bores and one as “commercial and industrial.” The remaining are identified as “monitoring bores.” Of the five registered bores identified as water supply/commercial:

- two (GW04534 and GW541137) are 18.3m and 12.2m deep respectively and are presumed to be screened in the perched alluvial aquifer;
- two (GW054594 and GW802842) are 61.6m and 83.0m deep respectively and are screened in the fractured rock aquifer; and
- two (GW801568 and GW068651) are identified as “proposed” and “removed” respectively on the Bureau of Meteorology Groundwater Explorer Database.

Jacobs (2021) note the following in relation to the groundwater aquifers within and surrounding the Project Site.

- Resource drilling data indicates that:
 - the alluvial cover material is typically unsaturated; and
 - first water is commonly identified between 60m and 100m below ground level.
- Groundwater quality in the fractured rock aquifer is generally saline, with electrical conductivities ranging between 11 393 $\mu\text{S}/\text{cm}$ to 28 567 $\mu\text{S}/\text{cm}$.
- Monitoring bore EPA10 located immediately adjacent to the Wyoming 1 Open Cut registered a reduction in groundwater levels from mid-2016, approximately 2 $\frac{1}{2}$ years after mining operations commenced within the TGO Mine Site. Monitoring bores EPA11 and EPA12, located approximately 700m from the mining operations have yet to show evidence of reduced standing water levels as a result of the approved TGO mining operations.



- The regional groundwater contours indicate an east to west groundwater flow direction.
- Hydraulic conductivity of the fractured rock groundwater system is generally very low, between 1×10^{-3} and 1×10^{-5} m/d, with higher conductivities likely associated with local fracture zones.
- Observed groundwater inflows within the TGO Mine Site are very low and do not present any issues or require active dewatering.
- There is no significant surface water/groundwater interaction.

The Water Supply Bores located to the north of the Tomingley village are shallow, with a maximum depth of 18.3m. The Applicant understands that the bores access the alluvial aquifer associated with Gundong Creek and are used infrequently for emergency supply only.

The Water Supply and Commercial bores located to the southeast of the Project Site are located approximately 7.5km from the proposed SAR Open Cut and were originally installed to support Alkane Resources Ltd's Peak Hill Mine when it was operating in the early 1990s.

Given the general absence of registered bores, groundwater is not a significant water source in the vicinity of the SAR Mine Site.

3.4 SURROUNDING AGRICULTURAL ENTERPRISES

Neighbouring agricultural operations surrounding the SAR Mine Site are generally 200ha to 400ha in size, with a few farming families having amalgamated properties to form more substantial landholdings.

The Peak Hill-Tomingley district is a mixed farming district, dominated by sheep grazing enterprises and winter cereal cropping. Over the past thirty years there has been a trend away from merino sheep breeding into meat sheep breeds. Cattle are less common in the Peak Hill-Tomingley district than they were up until the 1970s.

Opportunity summer forage crops (sorghum and millet) have been grown over the past few years. The Peak Hill-Tomingley district retains some intergenerational merino studs ("Towalba," "Towonga" and "Westray"). Standardbred horses are bred on some small farms around Peak Hill and these properties generate economic activity centred on trotting and pacing.

There are several 'lifestyle' blocks in the Peak Hill district. These smaller farms typically have a larger proportion of native vegetation and smaller areas of arable land. Agricultural enterprises alone would not generate enough income to sustain a family farming unit.

3.5 SURROUNDING AGRICULTURAL PRODUCTIVITY

The area surrounding the SAR Mine Site is typified by mixed farming, namely farming enterprises consisting generally of a mix of livestock production with some broad scale winter cropping activity. Livestock enterprises tend to be based on sheep production, commonly combining wool and prime lamb production - running a Merino ewe flock with terminal sires. Cropping enterprises tend to focus on cereal production, principally wheat, but also barley and oats. In areas distant from the Macquarie River such as Tomingley there is no irrigated production using surface water, nor is there any irrigation based on ground water resources.

The total value of agricultural production in the Central West Region in 2018-19 was estimated at \$1,377 million⁵, comprising output from broadacre crops, hay, nurseries, fruit and nuts, as well as livestock production and livestock slaughter. Broad acre cropping was valued at \$296 million, and livestock production in the form of wool and sheep/lamb slaughter was valued at \$449 million.

For livestock production, carrying capacity in the area surrounding Tomingley is generally quite low, with little pasture improvement or supplementary feeding being employed. Average DSE ratings for land in this region typically range around 3. Crop yields cereal production in the Central West are estimated by DPI to average around 2.4 tonnes/ha for wheat, 4.2 tonnes/ha for barley, and 3.4 tonnes/ha for oats.

⁵ ABS, Value of Agricultural Commodity Production, Australia



4. ASSESSMENT OF IMPACTS

4.1 IMPACTS ON AGRICULTURAL RESOURCES

Table 6 and **Figure 10** present land within the SAR Mine Site that would be temporarily or permanently removed from agriculture. In summary:

- approximately 130ha comprising the proposed final void and relocated Newell Highway and local roads would be permanently removed from agriculture;
- approximately 136ha would be temporarily removed from agriculture and returned to native vegetation with targeted grazing;
- approximately 209ha would be temporarily removed from agriculture and returned to pasture/cropping use; and
- approximately 1 342ha would continue to be used for agricultural purposes, with additional Applicant-owned land outside the SAR Mine Site also retained for agriculture.

Table 4 presents the anticipated changes in LSC classification within the SAR Mine Site as a result of the Project in the absence of agricultural enhancement activities described in Section 2.1.3.6. In summary:

- a reduction of approximately 112ha of Class 4 land;
- an increase of approximately 49ha of Class 6 land;
- an increase of approximately 49ha of Class 8 land; and
- an increase of approximately 16ha of road reserve.⁶

However, the Applicant proposes to undertake a range of agricultural enhancement activities described in Section 2.1.3.6 within sections of its land that would not be disturbed by the Project. **Table 4** also presents the anticipated changes in LSC classification as a result of the assuming successful implementation of those activities. In summary, assuming that the proposed agricultural enhancement activities are successful, the project would result in:

- a decrease of approximately 62ha of Class 4 land;
- an decrease of approximately 1ha of Class 6 land; and
- an increase of approximately 49ha of Class 8 land.

In addition, the proposed backfilling of the Caloma 1 and Caloma 2 Open Cuts and the creation of the Caloma Waste Rock Emplacement would result in the conversion of approximately 42ha of land that is currently LSC Class 8 to LSC Class 6 land.

4.2 IMPACTS ON AGRICULTURAL PRODUCTIVITY

Section 2.5 presents the measures to be implemented to throughout the life of the Project to improve the carrying capacity of land that would not be used for mining operations. In summary, the Applicant proposes to undertake a range of activities within the land that would continue to be used for agriculture within the SAR Mine Site to increase the carrying capacity of the land

⁶ Apparent arithmetic inconsistencies are associated with rounding

from the current 3.1 DSE/ha to 6.0 DSE/ha. Carrying capacity improvements within the remaining 405ha of TGO-controlled land not within the SAR Mine Site have not been assumed but would likely occur. As a result, modelled improvements in carrying capacity and agricultural gross productivity presented in this section are conservative.

Table 8 presents a summary of the existing and anticipated carrying capacity of all land controlled by the Applicant throughout and following the life of the Project. In summary, the Project on the commencement of mining operations⁷ would result in a reduction in the carrying capacity of TGO-controlled land from 6 888 DSE in 2021 to 5 842 DSE in 2023 as a result of removal of 475ha from agricultural production. However, by 2027, the proposed improved management practices are expected to result in the carrying capacity of the TGO-controlled land exceeding the pre-mining carrying capacity. Continued increased carrying capacity improvements would result in the estimated carrying capacity of the TGO-controlled land at the end of mining operations being 8 371 DSE, or 21% higher than the pre-mining carrying capacity. Following rehabilitation of the approximately 209ha of mine affected land that would be returned to pasture and grazing to achieve the target carrying capacity of 6.0 DSE, the TGO-controlled land carrying capacity is expected to be 10 562 DSE or 53% higher than the pre-mining carrying capacity.

Table 8
SAR Mine Site Agricultural Productivity

Stage	Available Area (ha)		Estimated Average Carrying Capacity (DSE/ha) ¹	Total Carrying Capacity (DSE)	Agricultural Gross Margin Returns
	SAR Mine Site	Remaining TGO-controlled land			
Pre-mining	1 817	405	2021 - 3.1 2022 - 3.3	6 888 7 170	\$784,000pa \$816,000pa
During Mining	1 342	405	2023 - 3.4	5 842	\$665,000pa
			2024 - 3.6	6 072	\$691,000pa
			2025 - 3.8	6 313	\$719,000pa
			2026 - 4.0	6 565	\$747,000pa
			2027 - 4.2	6 831	\$778,000pa
			2028 - 4.4	7 110	\$809,000pa
			2029 - 4.6	7 402	\$843,000pa
			2030 - 4.8	7 710	\$878,000pa
			2031 - 5.0	8 032	\$914,000pa
			2032 - 5.3	8 371	\$953,000pa
Post Mining (during to rehabilitation)	1 342	405	2033 - 5.6 2034 - 5.8	8 727 9 101	\$993,000pa \$1,036,000pa
Post Mining (post rehabilitated)	1 551	405	2035 - 6.0	10 562	\$1,202,000pa
Note 1: SAR Mine Site only. Remaining TGO-controlled land conservatively assumed to have a carrying capacity of 3.1 DSE/ha throughout the life of the Project. In reality, it is likely that this land would also be improved.					
Source: Toongi Pastoral Company Pty Ltd and Tomingley Gold Operations Pty Ltd					

⁷ Assumes mining operations commence in mid to late 2023

The Economic Impact Assessment for the Project is presented as Part 12 of the *Specialist Consultant Studies Compendium* and is referred to hereafter as Diana Gibbs and Partners (2021). That assessment identifies that the agricultural gross margin returns for all TGO-controlled land based on publicly available data for similar operations in surrounding areas from Department of Planning, Industry and Environment (Primary Industries).⁸ **Table 8** presents a summary of that assessment. In summary, the Project would result in an initial reduction in the agricultural gross margin returns for all TGO-controlled land from \$784,000pa in 2021 to \$665,000pa in 2023 as a result of removal of 475ha from agricultural production. However, by 2027 the proposed improved management practices are expected to result in the agricultural gross margin returns for all TGO-controlled land returning within \$6,000pa of the pre-mining level. Continued increased carrying capacity improvements would result in the estimated agricultural gross margin returns for all TGO-controlled land at the end of mining operations of \$953,000pa, or 22% higher than the pre-mining agricultural gross margin. Following rehabilitation of the approximately 209ha of mine affected land that would be returned to pasture and grazing to achieve the target carrying capacity of 6.0 DSE, the agricultural gross margin of TGO-controlled land is expected to be \$1.202 million, or 53% higher than the pre-mining agricultural gross margin.

Risks associated with the assessed Project-related impacts on agricultural productivity include the following.

- Failure to achieve the expected increase in LSC Class from Class 6 to Class 4 as described in Section 2.1.3.6.
- Failure to achieve the expected increase in average carrying capacity from 3.1 DSE/ha to 6.0 DSE/ha as described in Section 2.5.
- Failure to collect/retain data to demonstrate achievement or otherwise of the expected increase in LSC Class or carrying capacity or to document actual agricultural productivity.

Mitigation measures to address each of these risks are addressed in Section 5.3.

4.3 AGRICULTURAL WATER IMPACTS

4.3.1 Surface Water Impacts

Water for mining operations within the SAR Mine Site would be sourced from the following.

- Water captured within the active mining area and retained on site for pollution control purposes. This would include:
 - potentially sediment-laden water captured within SAR Mine Site sediment basins; and
 - limited groundwater collected with the proposed open cut or underground operation.
- Water pumped from the TGO Mine Site. This would include:
 - potentially sediment-laden water captured within TGO Mine Site sediment basins; and

⁸ <https://www.dpi.nsw.gov.au/agriculture/budgets/>

- water sourced from the Applicant's licenced groundwater bore on "Woodlands", located several kilometres east of Narromine and pumped to the TGO Mine Site.

Surface water in the vicinity of the SAR Mine Site would be diverted around the active mining operations. Incident rainfall within the active mining area would be retained on site to prevent potential downstream pollution of surface water.

In light of the above, the only water that would be diverted from agriculture as a result of the Project would be incident rainfall within the active sections of the SAR Mine Site, an area of approximately 475ha. Of that area, only 130ha, namely the area of the SAR Open Cut final void, would be permanently removed from the catchment.

Loss of 130ha from the Bogan Macquarie Catchment would not result in significant loss of agricultural water surrounding the SAR Mine Site.

4.3.2 Groundwater Impacts

The Applicant holds Water Access Licence (WAL) 20270 which permits extraction of 1 000ML/annum of groundwater from the "Woodlands" bore. That water is pumped 46km to the TGO Mine Site. It would then be pumped to the SAR Mine Site. The Applicant anticipates purchasing additional allocations from this water source to ensure that Project water supply requirements can be met.

As identified in Section 3.3.2, there are no registered production bores within the fractured rock aquifer within 7.5km of the centre of the SAR Mine Site. As a result, groundwater is not a significant water source for agricultural enterprises in the area.

Notwithstanding this, groundwater-related impacts have been quantified by Jacobs (2021) as follows.

- Groundwater drawdown at the end of mining and 200 years after mining has been completed is not expected to encroach on any existing registered groundwater bores within the fractured rock aquifer. As the shallow perched aquifer and the fractured rock aquifer are not hydraulically connected, there would be no impacts on bores within the shallow perched aquifer.
- There would be no impacts on groundwater dependent ecosystems and no reduction in groundwater-related baseflow in surrounding watercourses.
- The Applicant would obtain groundwater allocations in addition to the 290MLpa currently held, for groundwater inflows to the proposed open cuts and underground operations.
- The Project would not result in adverse groundwater quality-related impacts.
- The final voids within the SAR Open Cut North Pit and Wyoming 1 Open Cut would form pit lakes following the completion of mining operations. Evaporation would result in decreased water quality within these lakes with time, however, as groundwater sinks, water within the voids would not be expected to migrate away from the voids. Adequate groundwater allocations would be retained to account for evaporation from the pit lakes in perpetuity.
- The Project would not exceed the minimum impact criteria for fractured rock aquifers identified by the NSW Aquifer Interference Policy.



4.4 ASSESSMENT OF SOCIO-ECONOMIC IMPACTS

The Social Impact Assessment for the Project is presented as Part 13 of the *Specialist Consultant Studies Compendium* and is referred to hereafter as The Regional Development Company (RDC) (2021). In summary, RDC (2021) and DGP (2021) identify the following.

- With the exception of approximately 475ha of land that would be directly impacted by the Project, all other land within the SAR Mine Site would continue to be used for agricultural purposes.
- Of the land purchased by the Applicant for the Project, one family (husband and wife) have elected to retire. All other former owners continue to operate in the district. As a result, the Project would not significantly contribute to depopulation of the area surrounding the SAR Mine Site.
- In purchasing the properties within and surrounding the SAR Mine Site, the Applicant paid a significant premium on the assessed land valuation which should make all parties involved more financially resilient going forward. The acquisitions have facilitated the implementation of family succession plans.
- The Project would not adversely impact on agricultural support services, processing and value-adding industries. Indeed, it is possible that the Project will result in increased demand for such services as the Applicant invests substantial funds to increase the classification of LSC Class 6 land to LSC Class 4 and increased carrying capacity of the land from 3.1 DSE/ha to 6.0 DSE/ha with time.
- The Project would not result in impacts to infrastructure relied upon by agricultural enterprises, including road networks, electricity transmission lines or telecommunications, as all infrastructure within the proposed disturbance footprint would be relocated and re-established to a standard at least equivalent to the current standard.
- The Project would not adversely impact on the availability of labour for surrounding agricultural enterprises. Conversely, the Project would provide opportunities for off-farm employment and contracting that would support and benefit surrounding agricultural operations.
- The Project would result in changes to the visual landscape of the SAR Mine Site. A detailed visual assessment is in preparation and will be presented with the EIS to be submitted with the application for development consent for the Project. In summary however, the Applicant has and will continue to consult closely with surrounding residents throughout preparation of the visual assessment.
- The Project would result in continued substantial employment of residents of surrounding rural properties, villages and towns, including properties surrounding the SAR Mine Site, the village of Tomingley, Peak Hill, Narromine and Dubbo. The Applicant currently:
 - contributes approximately \$29.2 million per year in wages and salaries, most of which are retained and spent locally;
 - purchases between \$4 million to \$5 million per year in products and services with local businesses;

- pay approximately \$190,00 per year to Narromine Shire Council under its voluntary planning agreement, as well as approximately \$ 320,000pa per year in rates; and
- pays approximately \$4.4 million per year to the State of NSW in royalties and \$145,000 per year in Land Tax.

These contributions substantially support economic activity of the areas surrounding the SAR Mine Site. In the absent of the Project, the social and economic health of the surrounding districts would be substantially reduced.

In light of the above, while the Project would result in approximately 130ha of land being permanently removed from agriculture, other agricultural enhancements to areas that would not be subject to mining-related disturbance would result in an overall increase in the agricultural productivity of the SAR Mine Site. The Project would also contribute significantly to the economic activity in the areas surrounding the SAR Mine Site which would in turn support the agricultural enterprises operating in that area.



5. MITIGATION MEASURES AND PROJECT ALTERNATIVES

5.1 ALTERNATIVES CONSIDERED

5.1.1 Introduction

The design and layout of the Project is the result of over 18 months of research, technical investigations, consultation and high-level design. In addition, the Applicant is continuing to evaluate the Project and will continue to assess and refine the design and layout throughout preparation of the EIS. The Applicant is also engaging in detailed consultation with a range of government agencies and the community. As a result, the EIS to be prepared to support the application for development consent will include a detailed description and analysis of alternatives considered by the Applicant and the reasons why the Project, as proposed, is the preferred alternative. Notwithstanding the above, the following alternatives have been or are currently under consideration.

5.1.2 Underground vs open cut mining operations

The Project includes both open cut and underground operations. The Project overview presented in Section 1.3 is, based on the current understanding of the deposits, market conditions and mining costs as well as the most efficient and effective mining scenario.

The Applicant has considered the option of an underground-only mining operation. This would have the following advantages.

- No relocation of the Newell Highway or Kyalite Road.
- No surface waste rock emplacement.
- Reduced disturbance of agricultural land and native vegetation.
- No requirement to remove “Rosewood” or “Kenilworth” homesteads.
- No loss of agricultural land.
- Reduced noise, air quality, blasting and visual impacts.

Notwithstanding the above, an underground only option would have the following disadvantages.

- Substantially reduced gold production.
- Sterilisation of a State-owned resource, in particular oxide and lower grade ore that would not be amenable to underground mining.
- Substantially reduced workforce and economic contributions and associated benefits.
- Substantially reduced royalties as a result of reduced gold production.
- Substantially reduced internal rate of return for the Applicant, thereby reducing the economic resilience of Alkane Resources Ltd and potentially impacting on the Director’s duty to the shareholders.

Similarly, open cut mining operations only would result in deeper ore not being extracted, with similar sub-optimal outcomes for the State and the Applicant.

In light of the above, a combined open cut and underground operation provides the preferred Project outcome. Notwithstanding this, the Applicant will continue to assess the optimal combination of open cut and underground mining operations, including the point of transition between open cut and underground mining methods, in order to maximise utilisation of the resources.

5.1.3 Design and Location of the Waste Rock Emplacements

The Project would require removal of large volumes of waste rock. The Applicant initially considered placing all waste rock out-of-pit. This would have resulted in very substantial out-of-pit waste rock emplacements and associated loss of agricultural land and productivity. As a result, the Applicant determined to backfill the Caloma Open Cuts and the southern section of the SAR Open Cut, thereby minimising the area of agricultural land that would be disturbed.

In addition, the Applicant originally considered multiple out-of-pit options for out-of-pit waste rock emplacements, including substantial emplacements to the east of the SAR Open Cut. Following identification of high value native vegetation within the footprint of the proposed eastern waste rock emplacements, the SAR Waste Rock Emplacement was modified to minimise the area of native vegetation to be disturbed.

Alternate designs for the final Waste Rock Emplacements have also been assessed, including “traditional” bench and batter designs similar to those used for Waste Rock Emplacements 2 and 3 within the TGO Mine Site, and geomorphic designs, with final slopes substantially flatter than the current Waste Rock Emplacement 2 and 3 landforms. “Traditional” waste rock emplacement designs have the advantage of disturbing less land and being lower than geomorphic designs, but are more prone to soil erosion and look less “natural” than geomorphic designs. The Applicant has determined to use a geomorphic design for the proposed waste rock emplacements, with studies ongoing to determine final design criteria.

5.1.4 Location of Relocated Public Roads

The proposed SAR Open Cut would directly impact on the Newell Highway and Kyalite Road (**Figure 3**). Intersections of McNiven’s Lane and Back Tomingley West Road with the realigned Newell Highway would also be realigned in consultation with Narromine Shire Council and TfNSW.

Newell Highway

The proposed realignment of the Newell Highway has been the subject of extensive consultation with Transport for NSW (TfNSW). Earlier versions included:

- realignment to the east of the SAR Open Cut (rejected because of the potential for mineralisation in that area); and
- various alignments to the west of the SAR Open Cut to optimise curve radii and road safety within the northern section of the realigned Highway.



The proposed alignment has been agreed with TfNSW and is the subject of ongoing discussion in relation to the required Work Authority Deed. Additional refinements to the Highway design and associated intersections will continue to be made through the detailed design process.

Kyalite Road

Two options for realignment of Kyalite Road were considered as follows.

- Option 1 – realignment as shown on **Figures 3 and 5**.
- Option 2 – diversion of Kyalite Road via Thornycroft Road, the eastern section of the TGO Mine Site and Cemetery Road, with the intersection with the Newell Highway within the village of Tomingley in a 50km/h zone.

Option 2 would have the following advantages compared with Option 1.

- Substantially lower construction costs as no overpass over the Haul Road and Services Road would be required.
- The intersection with the Newell Highway would be within a 50km/h zone, resulting in reduced risk of serious accident.

Option 2 would however result in an increased travel distance of up to 10km compared with Option 1 for users of Kyalite Road travelling south on the Newell Highway towards Peak Hill.

The Applicant consulted with users of Kyalite Road and the overwhelming preference was for Option 1. As a result, the Applicant has adopted that Option for the Project. Additional refinements to the road design will continue to be made through the detailed design process.

5.1.5 Consequences of not Proceeding with the Project

Should the Project not proceed or not receive all required approvals.

- Tomingley Gold Operations would likely cease operations at the end of 2025.
- Additional land would not be disturbed by mining and would continue to be used for agricultural activities.
- The Newell Highway and Kyalite Road would not need to be realigned.
- Noise, vibration, air quality, traffic and related amenity impacts would not occur.
- No surface waste rock emplacement would be required.

Notwithstanding the above, should the Project not proceed, the following benefits would not eventuate.

- The recoverable gold resource would not be mined. Such an outcome would be contrary to the objects of the NSW Government and the Applicant's obligation to maximise resource utilisation.
- The option to extend the life of TGO by a further 7 years would be lost, resulting in a loss of employment, contributions to economic activity and payment of taxes and royalties over that period.

5.2 MONITORING PROGRAMS

The Applicant will integrate the SAR Mine Site operations into the existing TGO Mine Site operations. It is anticipated that the existing TGO Environmental Management System will be extended to incorporate the SAR Mine Site and that a comprehensive range of management plans describing management and monitoring of the combined operations will be prepared. Agriculture-specific monitoring that would be undertaken would include the following.

- Surface water and groundwater monitoring, including water quality, water levels and water usage, would be monitored at key locations monthly, following major rainfall events and prior to any discharge.
- Monitoring of LSC improvements would be routinely completed during and following proposed works to increase LSC Class 6 to Class 4 land to demonstrate that the completed works have achieved the proposed increase in land capability.
- Monitoring of agricultural productivity of Applicant-owned land would be routinely undertaken, with agricultural inputs and yields recorded seasonally to demonstrate the anticipated improvements in agricultural productivity.

The results of all monitoring programs, including agricultural monitoring, will be presented in the Annual Return for the Project.

5.3 TRIGGER ACTION RESPONSE PLANS

Detailed Trigger Action Response Plans (TARPs) will be prepared for the Project and incorporated within the required management plans. **Table 9** presents an overview of agriculture-specific TARPs for the Project.

Table 9
Agriculture-specific TARPs

Risk	Trigger	Action	Response
Failure to achieve the expected increase in LSC Class from Class 6 to Class 4	Soil monitoring indicates that works to increase the classification of LSC Class 6 land to LSC Class 4 are not achieving required benchmarks	Engage a suitably qualified and experienced soil scientist to investigate the reasons for failure to achieve benchmarks and provide recommendations	Implement expert recommendations
Failure to achieve the expected increase in average carrying capacity from 3.1 DSE/ha to 6.0 DSE/ha.	Monitoring of agricultural yields identifies that sections of the SAR Mine Site are not achieving expected yield benchmarks, taking into account the performance of surrounding lands and climatic conditions.	Engage a suitably qualified and experienced agronomist or agricultural scientist to investigate the reasons for failure to achieve benchmarks and provide recommendations	Implement expert recommendations
Failure to maintain adequate records of agricultural activities and productivity	Annual reporting indicates that inadequate records have been maintained to substantiate the proposed increase in LSC classification, carrying capacity or agricultural productivity.	Engage a suitably qualified and experienced agronomist or agricultural scientist to review farm production records and provide recommendations.	Implement expert recommendations

5.4 PROGRESSIVE REHABILITATION

Rehabilitation would be undertaken progressively, with the outer face of the SAR Waste Rock Emplacement rehabilitated as each lift is established, indicatively annually, throughout the life of the Project. Rehabilitation of other sections of the SAR Mine Site, including those that would be returned to agricultural land use, would be undertaken at the end of mine life. A *Rehabilitation Management Plan* describing the proposed rehabilitation operations and providing detailed completion criteria would be prepared in accordance with the guidelines relevant at the time.

6. CONSULTATION

The Applicant has a long history of successfully operating in the Central West of NSW, including developing, mining and rehabilitating the Peak Hill Gold Mine between 1996 and 2005 and developing and operating the Tomingley Gold Operation from 2012 until the present. As a result, the Applicant has a well-developed understanding of the local community and the groups and individuals with an interest in the Project.

The Applicant commenced formal consultation in relation to the Project on 20 August 2020 when the Community Consultative Committee (CCC) met and a TGO Newsletter outlining the Project was distributed to the community. In addition to the scheduled quarterly CCC meetings, additional monthly meetings were conducted throughout late 2020 and 2021 to provide specific information to the CCC and to gain feedback from the CCC on the Community Engagement Strategy. The TGO website community information page was also updated to coincide with the commencement of formal consultation **Table 10** presents an overview of consultation carried out to date.



Table 10
Engagement Carried Out to Date

Community Group/Classification	Community Engagement Carried out
Community Consultative Committee	<ul style="list-style-type: none"> Scheduled meetings – 20 August 2020, 17 September 2020, 26 November 2020, 18 February 2021 and 20 May 2021 Site tours – 18 September 2020 – virtual tour of Tomingley with Cr James Craft; site visit 26-27 November 2020
Rural neighbours or near neighbours	<ul style="list-style-type: none"> Individual meetings/discussions – 24 and 25 March 2021, 8 April 2021, 20 and 21 May 2021 Public meeting – 20 May 2021
Tomingley village residents and businesses	<ul style="list-style-type: none"> Individual meetings and questionnaires – August and November 2020 (including general questionnaire/survey in initial letterbox drop) Newsletter, letterbox drops– August and November 2020, May 2021 Individual meetings/discussions– 13 August 2020 , 16 September 2020, 25 to 27 November 2020; 20-21 May 2021 Public meeting – 20 May 2021
Kyalite Road residents and users	<ul style="list-style-type: none"> Individual meetings/discussions– 7 January 2021, 24 to 26 March 2021, 8 April 2021 and 20 and 21 May Individual discussions with school bus route owners/operators: 26 March 2021 and 18 May 2021
Newell highway users (general traffic and heavy transport)	<ul style="list-style-type: none"> Factsheet/flyer distributed at truck stops/service stations along the Newell Highway and Peak Hill Visitors Centre. Fact sheet included contact details for more information – November 2020 Individual discussions with school bus route owners/operators: 26 March 2021 and 18 May 2021
General public (including each of the above)	<ul style="list-style-type: none"> Website – Project Page¹ established November 2020 Newsletters – all newsletters are published on the Applicant's website² Mailing lists – all interested parties may subscribe to the Applicant's mailing lists³ Stall at the Dubbo Show – 14 to 16 May 2021
<p>Note 1: https://www.alkane.com.au/projects/tomingley-gold-project/tomingley-gold-extension-project/</p> <p>Note 2 : https://www.alkane.com.au/projects/tomingley-gold-project/tomingley-gold-operations/community-resources/tgo-community-newsletter/</p> <p>Note 3: https://www.alkane.com.au/subscribe/</p>	

7. REFERENCES

Chappel, C.B. (1989) – *A History of Peak Hill and District*. NSW Bicentennial Council.

Diana Gibbs & Partners (2021). *Economic Assessment*, Part 12 of the *Specialist Consultant Studies Compendium*. Prepared on behalf of Tomingley Gold Operations Pty Limited.

Hewitt, A.E., McKenzie, N.J., Grundy, M.J. and Salter, B.K., (2008) – *Qualitative survey*. In: *Guidelines for Surveying Soil and Land Resources*, eds. N.J. McKenzie, M.J. Grundy, R. Webster and A.J. Ringrose-Voase, CSIRO,

Isbell, R.F., (2002) – *The Australian Soil Classification. Revised Edition*. CSIRO Publishing, Australia.

Jacobs Australia Pty Limited (2021c). *Groundwater Assessment*, Part 6 of the *Specialist Consultant Studies Compendium*. Prepared on behalf of Tomingley Gold Operations Pty Limited.

Landloch Pty Ltd (2021b). *SAR Waste Rock Emplacement*. Prepared on behalf of Tomingley Gold Operations Pty Limited.

National Committee of Soil and Terrain (2009) – *Australian Soil and Land Field Survey Handbook*.

NSW Government (2013) – *Strategic Regional Land Use Policy – Interim Protocol for Site Verification and Mapping of Biophysical Strategic Agricultural Land*

Office of Environment and Heritage (2012) – *Land and Soil Capability Assessment Scheme – Second Approximation*

Roach, I.C. (2007) – *Tomingley 1:25,000 Regolith-Landforms Map*, central western New South Wales. CRC LEME.

R.W. Corkery & Co. Pty Limited (2021a) – *Tomingley Gold Extension Project - Scoping Report*. June 2021. Prepared on behalf of Tomingley Gold Operations Pty Ltd

R.W. Corkery & Co. Pty Limited (2021b) – *Tomingley Gold Extension Project - Gateway Certificate Application*.

Sustainable Soils Management Pty Ltd (2021a) – *Land and Soil Capability Assessment*. August 2021. Prepared on behalf of Tomingley Gold Operations Pty Ltd.

Sustainable Soils Management Pty Ltd (2021b) – *Biophysical Strategic Agricultural Land Assessment*.

The Regional Development Company (2021). *Social Assessment*, Part 13 of the *Specialist Consultant Studies Compendium*. Prepared on behalf of Tomingley Gold Operations Pty Limited.



This page has intentionally been left blank

Annexures

(Total No. of pages including blank pages = 776)

Annexure 1 **AIS Technical Notes and Where Addressed** (6 pages)

Annexure 2* **Land and Soil Capability Assessment** (768 pages)

* This Annexure is only available in the digital version of this report and as Part 7a of the *Specialist Consultant Studies Compendium*.



This page has intentionally been left blank

Annexure 1

AIS Technical Notes and Where Addressed

(Total No. of pages including blank pages = 6)



This page has intentionally been left blank

AIS Technical Notes and Where Addressed

Page 1 of 3

Requirement	Section Where Addressed
Assessment of the agricultural resources and agricultural production	
Soil information	
Soil sampling and survey should be conducted using the following references as a guide: McKenzie, NJ, Grundy, MJ, Webster, R and Ringroase-Voase AJ (2008) <i>Guidelines for Surveying Soil and Land Resources</i> . Second Edition. CSIRO Publishing, Melbourne.	2.1.2.1
Soil types should be classified using the Australian Soil Classification: Isbell RF (2002) <i>The Australian Soil Classification, Revised Edition</i> . CSIRO Publishing Collingwood.	2.1.2.4
Soil physical measurements and interpretation should be undertaken using the following reference as a guide: McKenzie N, Coughlan K, and Cresswell H (eds) (2002) <i>Soil physical measurement and interpretation for land evaluation</i> . CSIRO Publishing Collingwood.	Table 1
Soil chemical measurements and interpretation should be undertaken using the following reference as a guide: Rayment GE and Lyons DJ (2011) <i>Soil chemical methods – Australasia</i> . CSIRO Publishing Collingwood.	Table 1
The project disturbance area should be sampled at a minimum scale of 1:25 000.	2.1.2.4
Initial land assessment through identifying areas which are significantly different using available data layers such as aerial photographs, yield maps, electromagnetic (EM) surveys, contour maps etc. must be undertaken. Prior to sampling, characterisation of the variation and spatial variation should be assessed.	2.1.2.3, 2.1.3.1 and 2.1.3.2 and associated Figures
Soil physical measurements should be sufficient to determine the physical status of the soils in the area of concern.	Table 1
Soil chemical measurements should be undertaken to provide a clear indication of the chemical characteristics of the soils in the described area.	Table 1
Include a table identifying agricultural land suitability and land capability classes of the pre-mining landscape. This should be combined with estimates of land classes after the project has finished.	Table 4
Biophysical Strategic Agricultural Land (BSAL) should be assessed and mapped using the Interim protocol for site verification and mapping of biophysical strategic agricultural land (March 2013)	2.1.3.4 and SSM (2021b)
History of agricultural enterprises within project areas	
A minimum of ten years history of agricultural enterprises within the project area is to be provided.	2.2
Location and areas of land to be temporarily removed from agriculture	
The location and areas of land to be temporarily removed from agriculture should be clearly identified on a map.	2.4 and Figure 10



AIS Technical Notes and Where Addressed

Page 2 of 3

Requirement	Section Where Addressed
Assessment of the agricultural resources and agricultural production (Cont'd)	
Location and area of land to be returned to agricultural use post project	
Land which is planned to be returned to agriculture needs to be clearly identified on a map and documented.	2.4 and Figure 10
Location and area of land that will not be returned to agriculture	
Land which will not to be returned to agriculture needs to be clearly identified on a map. The land capability class of such lands and whether it is strategic agricultural land needs to be estimated and shown on a map. If the class type is to change, the change in areas need to be clearly identified, preferably in a table comparing pre and post mining outcomes for the project area.	2.4, Table 4 and Figures 8 and 10
If there will be an overall reduction in agricultural land and/or the productivity of the agricultural land, this needs to be shown along with the reasons why.	2.4 and Table 6
Agricultural enterprises to be undertaken on any buffer lands	
Buffer areas are expected to remain relatively undisturbed. Agricultural practices are expected to remain similar to what was there prior to the project commencing and comparable to what is happening in similar lands in the surrounding district.	2.4 and Table 6 4.2 and Table 8
Agricultural resources and current enterprises within the surrounding locality of the project area	
Agricultural resources within locality	
Soil types within land systems and soil landscapes of the surrounding locality of the project area should be identified through available soil-based maps	2.1
Key agricultural support infrastructure	3.1
Water resources and extraction locations	3.3
Location and type of agricultural industries and productivity	3.4 and 3.5
Vegetation - should be included if the existing vegetation has a bearing on the agricultural resources in the locality	Not relevant
Climate conditions	3.2
Current agricultural enterprises within the surrounding locality	
What agricultural commodities are being produced in the surrounding locality	3.4 and 3.5
Assessment of Impacts	
Impacts of the project on agricultural resources or industries	
Effects on agricultural resources	4.1
Productivity effects on agricultural enterprises	4.2
Uncertainty and further risks	4.2
Movement of water away from agriculture	
Account for any physical water movement away from agriculture	4.3
Assessment of socio-economic impacts	
Agricultural support services and processing and other value-adding industries	4.4
Visual amenity, landscape values and tourism infrastructure	4.4
Local and regional employment impacts	4.4
Critical mass thresholds	4.4

AIS Technical Notes and Where Addressed

Page 3 of 3

Requirement	Section Where Addressed
Mitigation measures	
Project alternatives	5.1
Monitoring programs to assess predicted verses actual impacts as the project progresses	5.2
Trigger response plans, trigger points and remedial actions	5.3
Demonstrated capacity for the rehabilitation of disturbed lands to achieve the final land use and restore natural resources	2.1.3.7 and 5.4
Consultation	
Significant consultation is expected in developing an agricultural impact statement for a state significant project.	6



This page has intentionally been left blank

Annexure 2

Land and Soil Capability Assessment*

prepared by
**Sustainable Soils
Management Pty Ltd**

(Total No. of pages including blank pages = 768)

* This Annexure is only available in the digital version of this report and as Part 7a of the
Specialist Consultant Studies Compendium.



This page has intentionally been left blank



TOMINGLEY

GOLD OPERATIONS PTY LTD

(A wholly owned subsidiary of Alkane Resources Ltd)

ABN 53 149 040 371

Tomingley Gold Extension Project

Land and Soil Capability Assessment

Prepared by
SUSTAINABLE SOILS MANAGEMENT PTY LTD

August, 2021



Tomingley Gold Extension Project

Land and Soil Capability Assessment

Prepared for:

R.W. Corkery & Co. Pty Ltd
ABN: 31 002 033 712
62 Hill St
ORANGE NSW 2800

Tel: (02) 63625411 4800
Email: orange@rwcorkery.com

Prepared on behalf of:

Tomingley Gold Operations Pty Ltd
ABN: 53 149 040 371
89 Burswood Road
BURSWOOD WA 6100
PO Box 4384
VICTORIA PARK WA 6979

Tel: (08) 9227 5677
Fax: (08) 9227 8178
Email: info@alkane.com.au

Prepared by:

Sustainable Soils Management Pty Ltd
ABN: 67 105 201 581
5 Lawson St
WARREN NSW 2824

Tel: (02) 68473367
Fax: (02) 68473401
Email: admin@soilman.com.au

Ref No. Cr461

August, 2021

This Copyright is included for the protection of this document

COPYRIGHT

© Sustainable Soils Management Pty Ltd, 2021

and

© Tomingley Gold Operations Pty Ltd, 2021

All intellectual property and copyright reserved.

Apart from any fair dealing for the purpose of private study, research, criticism, or review, as permitted under the Copyright Act, 1968, no part of this report may be reproduced, transmitted, stored in a retrieval system, or adapted in any form or by any means (electronic, mechanical, photocopying, recording or otherwise) without written permission. Enquiries should be addressed to Sustainable Soils Management.

SUMMARY

Soil in the 1,816 ha San Antonio Roswell Mine Site (SAR Mine Site), which is part of the Tomingley Gold Extension Project is predominantly alluvial in origin. The surface falls from east to west with average slope of 0.5% (1V:200H). The general land shape is interrupted by a series of hills in the eastern quarter, 7 poorly defined drainage lines, andesite subcrop, and a 1.5 km wide strip with gilgaied surface.

The land was mapped as 6 Soil Mapping Units. 73% of the SAR Mine Site had soil with a duplex profile of silty or sandy clay loam topsoil over clayey subsoil (Table S1). This area was divided into 3 units. The Andesite Chromosol had andesitic parent material which was associated with bright red colour, and lower pH and exchangeable sodium percentage (ESP) than the Chromosol Mapping Unit. The Sodosol Mapping Unit had ESP double that of the Chromosol Mapping Unit, and was found in areas with poorer drainage than the Chromosol.

Table S1. San Antonio Roswell Mine Site Mapping Units.

Soil Type	Area (ha)	Texture Profile	pH _{H2O} Trend	ESP Trend	ECe Trend (ds/m)
Andesite Chromosol	83	Silty or sandy clay loam over clay	Increase from 6 to 8	Increase from 1% to 3%	Less than 0.5
Chromosol	555	Silty or sandy clay loam over clay	Increase from 6 to 8.5	Increase from 1% to 7%	Less than 0.5
Sodosol	684	Silty or sandy clay loam over clay	Increase from 5 to 9	Increase from 2% to 15%	Less than 0.7
Gilgai	441	Clay loam or clay over clay	Increase from 7 to 9	Increase from 2% to 22%	Increase from 0.4 to 4.4
Lithosol	41	Silty or sandy clay loam over rock	6	2%	Less than 0.5
Disturbed	13	Silty loam	9	Increase from 1% to 9%	Increase from 0.6 to 21

Although the Gilgai mapping unit was mapped on the basis of surface shape, it was more clayey, alkaline sodic (higher ESP) and saline than the 3 mapping units with duplex profiles. The Lithosol had shallow soil over rock, and the Disturbed mapping unit has characteristics of an ash dump from a historic gold mine.

The agricultural capability of the 3 duplex mapping units (Andesite Chromosol, Chromosol and Sodosol) was constrained to Land and Soil Capability (LSC) class 4 by the tendency of surface soil structure to break down to dust after tillage (structure decline hazard). The Sodosol was rated as the same LSC as the Chromosol as higher ESP occurred in the Sodosol in the subsoil rather than the topsoil. The remaining 3 units were rated as LSC class 6, due to poor drainage in the Gilgai mapping unit, shallow soil in the Lithosol mapping unit, and mass movement in the Disturbed mapping unit.

The Project will cause disturbance of 462 ha in the Mine Site, consisting of 185 ha of waste rock emplacement and void, 209 ha of other infrastructure such as topsoil stockpiles, internal roads, buildings, laydown areas etc, and 67 ha for reserves to realign roads.

A desktop assessment of the suitability of the soil for stripping, supplemented by erodibility measurements on 3 bulk (1 tonne) samples by Landloch (2021) found that topsoil from the Chromosol, Andesite Chromosol and Sodosol mapping units was stable enough to use for constructing surface soil on the proposed waste rock emplacement. Subsoil from the Chromosol, Andesite Chromosol and Sodosol mapping units, together with Gilgai topsoil was stable enough to use as topsoil on relatively flat areas.

The Project is predicted to result in a reduction of 113 ha of LSC class 4, and an increase of 49 ha in LSC class 6, 49 ha in LSC class 8 and 15 ha of active road reserves in the SAR Mine Site. Within the Project, the increased area of LSC 8 will be balanced by filling 42 ha of the Caloma pit in the Tomingley Gold Operations Mine Site. This area will change from LSC class 8 to LSC class 6.

Table of Contents

SUMMARY	4
Table of Contents	6
1. INTRODUCTION	11
1.1. OVERVIEW	11
1.2. PROJECT SUMMARY.....	13
1.3. TERMINOLOGY	14
1.4. SPECIFIC ISSUES ADDRESSED IN THIS REPORT	16
1.5. ASSOCIATED SOIL ASSESSMENT REPORTS	16
2. LAND AND SOIL CAPABILITY ASSESSMENT METHODS.....	17
2.1. OVERVIEW OF ASSESSMENT PROCESS	17
2.2. OVERVIEW OF SOIL STUDY AREA.....	17
2.3. DESKTOP ASSESSMENT.....	19
2.4. EM SURVEY METHODS	19
2.5. FIELD SURVEY	19
2.5.1. Sample Site Selection	19
2.5.2. Survey Observations and Methods	20
2.6. LABORATORY TESTING	21
2.7. BSAL ASSESSMENT.....	21
2.8. SOIL STRIPPING AND RESTORATION OF LAND CAPABILITY.....	22
2.8.1. Soil Stripping Suitability	22
2.8.2. Soil Erodibility Factor (K)	24
2.8.3. Bulk Soil Erodibility Assessment.....	24
2.9. SOIL MAPPING UNIT BOUNDARIES	24
2.10. LAND CAPABILITY ASSESSMENT	24
3. REGIONAL LANDSCAPE PROPERTIES AND CLIMATE	25
3.1. LANDSCAPE PROPERTIES	25
3.3. LAND SHAPE PROPERTIES	27
3.4. EM SURVEY	29
3.4.1. EM Survey Results and Discussion	29
3.5. CLIMATE	31

4.	SOIL DISTRIBUTION	33
4.1.	OVERVIEW OF SOIL PROPERTIES	33
4.2.	DESCRIPTION OF SOIL TYPES	33
4.2.1.	Chromosol (22 detailed sites over 555 ha).	35
4.2.2.	Andesite Chromosol (4 detailed sites over 83 ha).	38
4.2.3.	Sodosol (17 detailed sites over 684 ha).	40
4.2.4.	Gilgai (12 detailed sites and 10 observations over 441 ha)....	44
4.2.5.	Lithosol (2 detailed sites and 1 observation over 41 ha).	46
4.2.6.	Disturbed (1 detailed site over 13 ha).	49
5.	SOIL ASSESSMENT ACCORDING TO BIOPHYSICAL STRATEGIC AGRICULTURAL LAND PROTOCOL	51
6.	ACID SULFATE SOIL ASSESSMENT	51
7.	LAND AND SOIL CAPABILITY ASSESSMENT	52
7.1.	LAND AND SOIL CAPABILITY ASSESMENT PROCESS	52
7.1.1.	Assessment of Individual Hazards	53
7.1.2.	Determine Land and Soil Capability Class	55
7.2.	LSC ASSESSMENT RESULTS	55
7.2.1.	Summary of Individual Hazards	55
7.2.2.	Limiting Hazard within Associations	57
7.3.	LSC ASSESSMENT CONCLUSIONS	57
8.	POTENTIAL IMPACT OF PROJECT ON SOIL RESOURCES	58
8.1.	TYPES OF IMPACTS ON SOIL	58
8.2.	SOIL STRIPPING SUITABILITY	58
8.2.1.	Soil Stripping Suitability using Elliot and Veness (1981)	58
8.2.2.	Erodibility of Bulk Samples	61
8.2.3.	Recommended Stripping Pattern	61
8.3.	DESCRIPTION OF POTENTIAL IMPACTS	62
8.3.1.	Disturbance Footprint and LSC During the Project	62
8.3.2.	Summary of Soil Management during the Project	64
8.3.3.	Estimate of Soil Required for Project Rehabilitation	65
8.3.4.	Post Mine Land and Soil Capability	66

9.	MANAGEMENT OF DISTURBED SOIL.....	69
9.1.	SOIL MANAGEMENT PRACTISES.....	69
9.1.1.	Continually Monitor Soil Inventory.....	69
9.1.2.	Prevent Soil Contamination.....	69
9.1.3.	Contingency Measures	69
9.1.4.	Soil Stripping	69
9.1.5.	Soil Stockpiling	70
9.1.6.	Soil Respreading	71
9.2.	MONITORING AND REPORTING.....	72
10.	REFERENCES	73
11.	LIMITATIONS.....	74

APPENDICES

Appendix I	Logs of Soil Descriptions.....	A1-1
Appendix II	Results of Soil Tests from Nutrient Advantage Laboratories.....	A2-1
Appendix III	Coverage of Planning Secretary's Environmental Assessment Requirements	A3-1

FIGURES

Figure 1.1. Local plan and mineral authorities.....	12
Figure 1.2 Project Site Layout	15
Figure 2.1 Aerial image with Soil Assessment Boundaries.....	18
Figure 2.2. Flowchart for selection of topsoiling material.	23
Figure 3.1. Tomingley Gold Extension Project Landscape Summary.....	26
Figure 3.2. SAR Mine Site land shape summary.....	28
Figure 3.3. Probability density or violin plot overlaid by boxplot showing frequency distribution of ECa readings at 5 nominal depths in the SAR Mine Site.	29
Figure 3.4. SAR Mine Site EM survey.....	30
Figure 3.5. Average and standard deviation of rainfall and potential evapotranspiration for period from 1890 to 2020 at the Project Site (32.60°S, 148.20°E). Downloaded from Silo Data Drill (https://www.longpaddock.qld.gov.au/silo/point-data/) on 2/12/2020.	31
Figure 3.6. Average temperatures for period from 1890 to 2020 Study Site (32.60°S, 148.20°E). Downloaded from Silo Data Drill (https://www.longpaddock.qld.gov.au/silo/point-data/) on 2/12/2020.	32
Figure 4.1. SAR Mine Site Soil Mapping Units.....	34
Figure 4.2. Summary of chemical properties in Chromosol Soil Mapping Unit in SAR Mine Site.....	36
Figure 4.3. Particle Size of samples from Chromosol Mapping Unit in SAR Mine Site.	36
Figure 4.4. Soil stability from Emerson Aggregate Test on samples from Chromosol Soil Mapping Unit in SAR Mine Site.	37
Figure 4.5. Summary of chemical properties in Andesite Chromosol Soil Mapping Unit in SAR Mine Site.....	39
Figure 4.6. Particle Size of samples from Andesite Chromosol Mapping Unit in SAR Mine Site.....	39
Figure 4.7. Soil stability from Emerson Aggregate Test on samples from Chromosol Soil Mapping Unit in SAR Mine Site.	40
Figure 4.8. Summary of chemical properties in Sodosol Soil Mapping Unit in SAR Mine Site.....	42
Figure 4.9. Particle Size of samples from Sodosol Mapping Unit in SAR Mine Site.....	42
Figure 4.10. Soil stability from Emerson Aggregate Test on samples from Sodosol Soil Mapping Unit in SAR Mine Site.....	43
Figure 4.11. Summary of chemical properties in Gilgai Soil Mapping Unit in SAR Mine Site.....	45
Figure 4.12. Particle Size of samples from Chromosol Mapping Unit in SAR Mine Site.	45

Figure 4.13. Soil stability from Emerson Aggregate Test on samples from Gilgai Soil Mapping Unit in SAR Mine Site.....	46
Figure 4.14. Summary of chemical properties in Lithosol Soil Mapping Unit in SAR Mine Site.....	47
Figure 4.15. Soil stability from Emerson Aggregate Test on samples from Lithosol Soil Mapping Unit in SAR Mine Site.....	48
Figure 4.11. Summary of chemical properties in Disturbed Soil Mapping Unit in SAR Mine Site.....	50
Figure 6.1. Location of Project Area in relation to NSW OEH Acid Sulfate Soil Risk. (Acid Sulfate Soil Risk downloaded from https://geo.seed.nsw.gov.au/Public_Viewer on 6/8/2021.).....	51
Figure 7.1. Biophysical information used to determine LSC class (from OEH, 2012).	53
Figure 7.2. Pre Project Land and Soil Capability.	56
Figure 7.3. Hazard that limits Land and Soil Capability in each LSC class. .	55
Figure 8.1. Depth of soil suitable for use as topsoil and subsoil and planned disturbance zones.....	60
Figure 8.2. Land and Soil Capability during the Project.	63
Figure 8.3. Post project LSC.....	68

TABLES

Table S1. San Antonio Roswell Mine Site Mapping Units.	4
Table 1.1 Soil and land -related EARS.	16
Table 7.1. Land and Soil Capability Classes – general definitions (OEH, 2012).	52
Table 7.2. Average LSC class for each of the 8 hazards assessed for each Land Type in the Soil Study Area. (Grey shading indicates the most limiting hazard.)	57
Table 8.1. Depth of soil suitable for use as topsoil during rehabilitation (Stripping Depth) of Soil Mapping Units within Gateway Certificate Application Area using Elliot and Veness (1981) criteria.	59
Table 8.2. Soil stripping depths and volumes.	64
Table 8.3. LSC class changes during the Project.	65
Table 8.4. Estimate of soil required during rehabilitation of SAR Mine Site. ...	66
Table 8.5. Change in areas of each Land and Soil Capability class over the life of the Project.	67

1. INTRODUCTION

1.1. OVERVIEW

Tomingley Gold Operations Pty Ltd (“the Proponent”), a wholly owned subsidiary of Alkane Resources Ltd (Alkane), is seeking approval for the Tomingley Gold Extension Project (“the Project”). The Project will comprise continued use of the existing Tomingley Gold Operations (TGO) site and expansion southward into the San Antonio Roswell (SAR) site. The Project Site is located immediately south of the village of Tomingley, approximately 7.5 km north of Peak Hill and approximately 38 km south of Narromine (see Figure 1.1).

This report has been prepared to address government agency assessment requirements relating to soil and land resources for the Project by providing the following information.

- A description and map of soil types classified according to the Australian Soil Classification System (Section 4).
- An assessment and map of Land and Soil Capability (LSC) classes (Section 6).
- A summary of the areas of soil that will be disturbed by the Project and the proposed land and soil capability impacts during the life of the Project and after soil rehabilitation (Section 7).

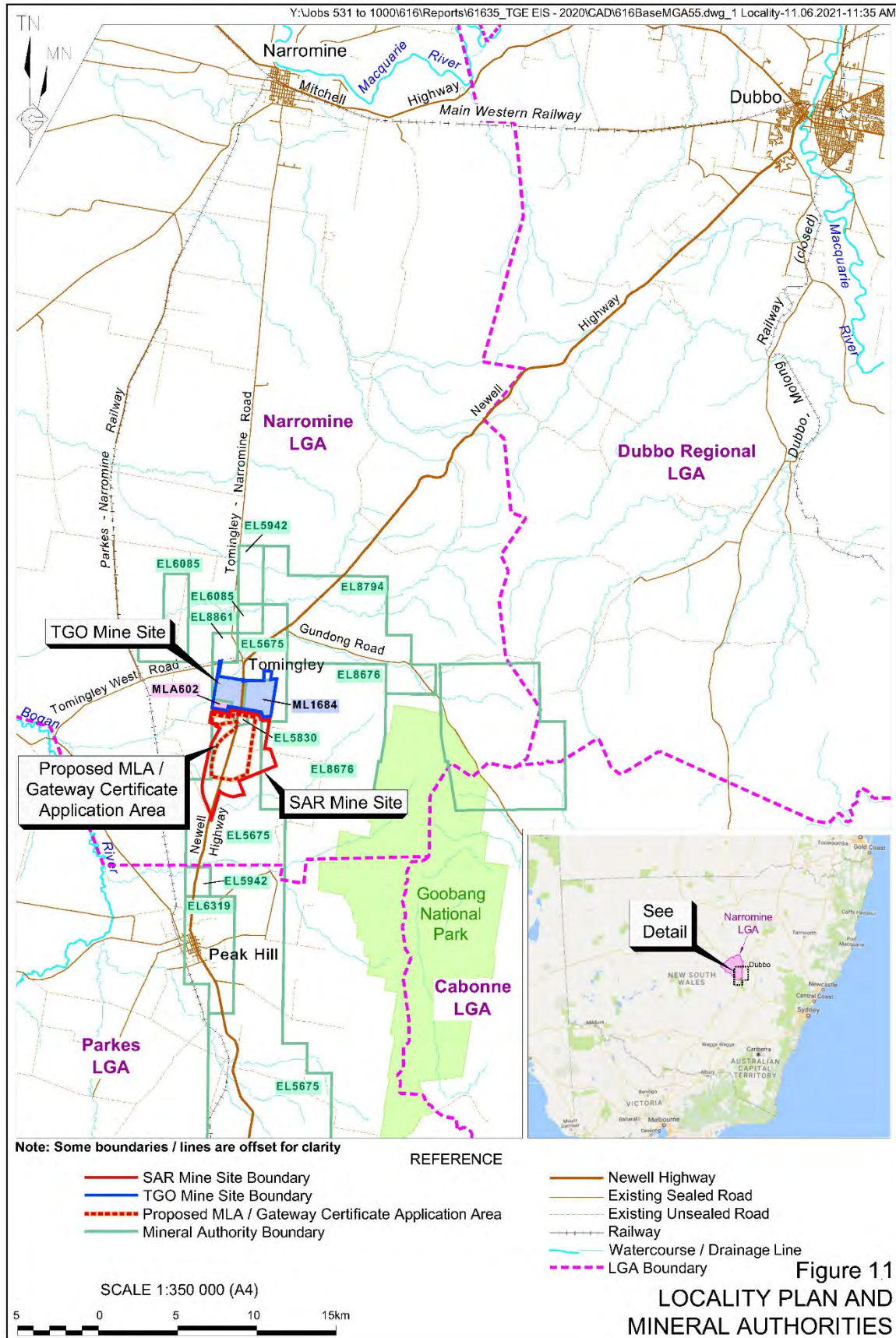


Figure 1.1. Local plan and mineral authorities.

1.2. PROJECT SUMMARY

The Project comprises two components as follows.

- Approved TGO mining operations (**Figure 1.2**). These activities are undertaken in accordance with development consent MP 09_0155 (see Section 1.5.3). The approved activities would continue under any new development consent, with MP 09_0155 to be surrendered following receipt of the new development consent and all required approvals for the Project. The approved activities include the following.
 - Extraction of ore and waste rock from four open cuts, with underground mining beneath three of those open cuts.
 - Construction of three out-of-pit waste rock emplacements and one in-pit emplacement.
 - Construction and use of various haul roads, a run-of-mine (ROM) pad and associated stockpiles.
 - Construction and use of a Processing Plant to process up to 1.5 million tonnes per annum (Mtpa).
 - Construction and use of two residue storage facilities comprising Residue Storage Facility 1 (to Stage 9 or a maximum elevation of 286.5 m AHD) and Residue Storage Facility 2 (to Stage 2 or a maximum elevation of 272 m AHD).
 - Construction and use of ancillary infrastructure.
- The proposed SAR operations and additional or modified TGO operations, including the following (**Figure 1.2**).
 - Realigned Newell Highway and Kyalite Road and associated intersections with Back Tomingley West Road and McNivens Lane and Kyalite Road overpass.
 - The SAR Open Cut and Underground Mine.
 - Construction of two waste rock emplacements, namely the Caloma and SAR Waste Rock Emplacement and backfilling of the associated open cuts.
 - The SAR Amenity Bund, Haul Road and Services Road between the SAR Open Cut and the Caloma 2 Open Cut.
 - Processing of ore from the SAR deposits using the approved Processing Plant at a maximum rate of 1.75 Mtpa.
 - Increased capacity for Residue Storage Facility 2, from Stage 2 to Stage 9, with a maximum elevation of 286 m AHD).
 - Associated surface and underground activities and infrastructure.

In addition, the Project would include an extension of the approved mine life, from 31 December 2025 to 31 December 2032.

1.3. TERMINOLOGY

The following terminology is used in this assessment.

- SAR Mine Site – the proposed extension to the boundary of the existing TGO Mine Site to allow expansion of mining operations into the San Antonio and Roswell deposits (outlined in red on Figure 1.2). This assessment describes soil and landscape properties in the SAR Mine Site.
- Gateway Certificate Application Area – this is the Mining Lease Application area for the Project, and the area over which the Gateway Certificate application relates (see Figure 1.2).
- MOD5 Soil Study Area – area the subject of the soil assessment for the MOD5 application.
- TGO Mine Site – the existing Tomingley Gold Operations Mine Site (outlined in blue on Figure 1.2).
- Project Site – comprises both the TGO Mine Site and the SAR Mine Site.

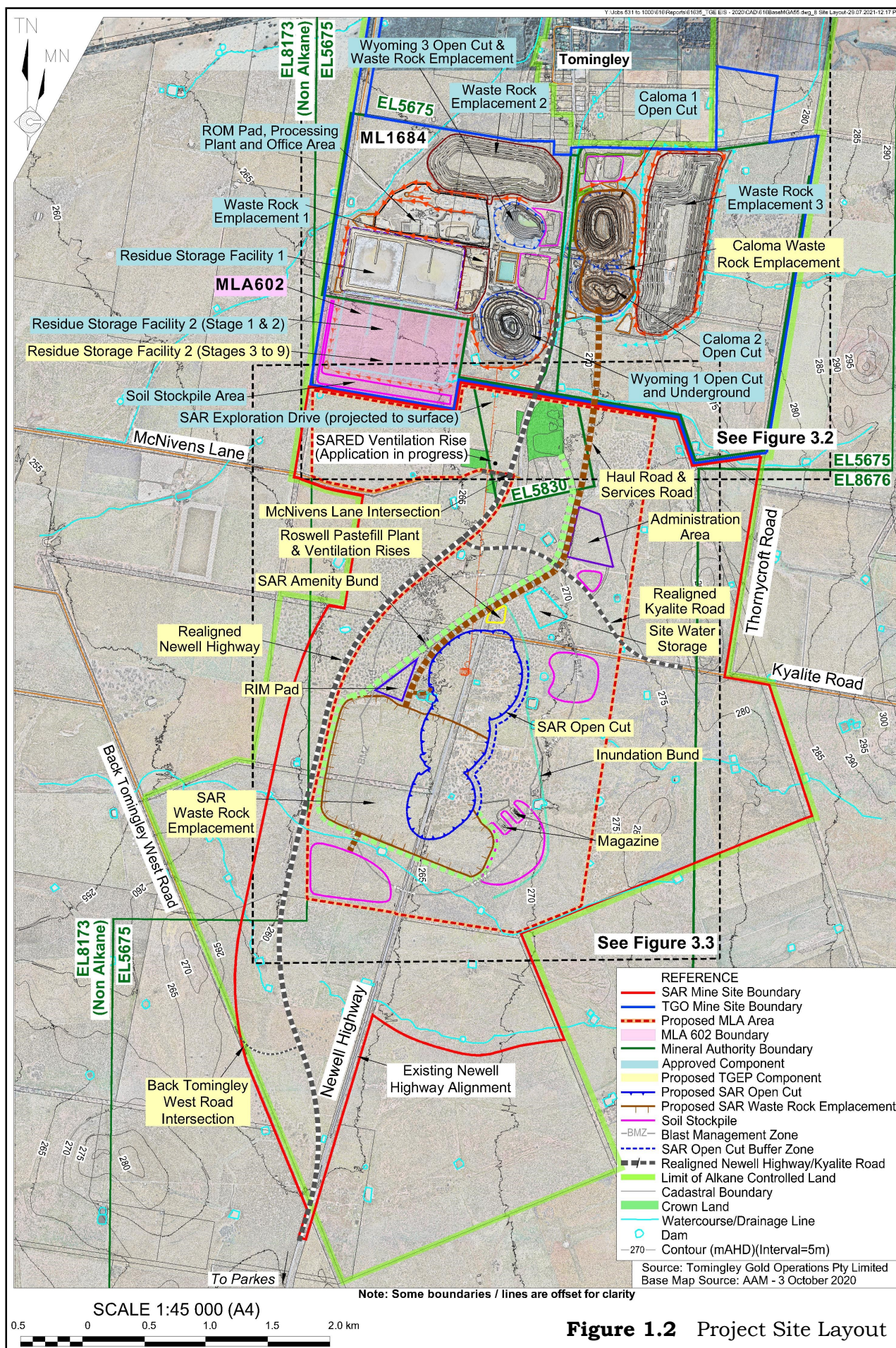


Figure 1.2 Project Site Layout

1.4. SPECIFIC ISSUES ADDRESSED IN THIS REPORT

Environmental Assessment Requirements (EARs) for the project were issued by the Department of Planning and Environment (DPE) on 22 July, 2021. The EARs identify matters which must be addressed in the EIS and essentially form its terms of reference. Table 1 list individual EARs relevant to this report and where they are addressed in this report.

Table 1.1 Soil and land -related EARs.

Requirement	Section addressed
Department of Planning and Environment	
The EIS must address the following specific issues:	
<ul style="list-style-type: none"> • Land – including an assessment of: <ul style="list-style-type: none"> ○ the likely impacts of the development on the soils and land capability of the site and surrounds, and a description of the mitigation and management measures to prevent, control or minimise impacts of the development; 	Sections 8 and 9 of this report
<ul style="list-style-type: none"> ○ the likely agricultural impacts of the development, including identification of any strategic agricultural land; 	Addressed in the separate Agricultural Impact Statement prepared for the project.
<ul style="list-style-type: none"> ○ the compatibility of the development with other land uses in the vicinity of the development in accordance with the requirements of Clause 12 of State Environmental Planning Policy (Mining, Petroleum Production and Extractive Industries) 2007, paying particular attention to the agricultural land use in the region; 	Addressed in the separate Agricultural Impact Statement prepared for the project.
Biodiversity, Conservation and Science Directorate	
The EIS must map the following features relevant to water and soils including:	
<ul style="list-style-type: none"> a. Acid sulfate soils (Class 1, 2, 3 or 4 on the Acid Sulfate Soil Planning Map). 	Section 5

1.5. ASSOCIATED SOIL ASSESSMENT REPORTS

Two Biophysical Strategic Agricultural Land assessments by Sustainable Soils Management and SoilFutures Consulting and an LSC assessment by Sustainable Soils Management were conducted in 2020 within the Project Site. They are:

- An application for a Site Verification Certificate in the Mod 5 Soil Study Area (SSM2020a).
- An application for a Gateway Certificate in the SAR Mine Site (SSM, 2020b).
- Land and Soil Capability Assessment of the Mod 5 Soil Study Area (soil component of RW Corkery and Co, 2020).

2. LAND AND SOIL CAPABILITY ASSESSMENT METHODS

2.1. OVERVIEW OF ASSESSMENT PROCESS

The procedure followed in the LSC assessment was first to divide the SAR Mine Site into Soil Mapping Units, which are zones with consistent soil type and landscape properties. Each Soil Mapping Unit was then assigned an LSC class according to the criteria in OEH (2012).

The soil and landscape assessment was undertaken as a stratigraphic survey of soil within the SAR Mine Site (Hewitt *et al.*, 2008). A stratigraphic soil survey is one in which properties at each location are assumed to be broadly correlated with the position in the landscape and broad scale variables such as geology and slope. These properties are termed covariates. The first step in the soil assessment process is to understand the spatial pattern of covariates, and use this pattern to select soil sample sites. The second step is to describe and measure soil properties at these selected sites. The third step is to review the correlation between soil and covariate properties to determine which of the covariates is best correlated with soil properties. This may involve repeating steps 2 and 3. The fourth step is to select the combination of covariates to guide that best describes Soil Mapping Unit boundaries.

The following steps were undertaken to complete the LSC assessment for this report:

- a desktop review and assessment of existing information relating to soils and landforms in the SAR Mine Site (Section 3, excluding Section 3.4).
- an electromagnetic induction (EM) survey, which is a proximal covariate, meaning that the sensor is within 2 m of the soil it senses (Section 3.4).
- a field soil survey that consisted of excavation of 58 soil test pits supported by 11 observations of surface properties, field description of soil properties and laboratory analysis of selected samples to assess the range and distribution of soil properties across the SAR Mine Site as Land Types (Section 4).
- use of a subset of described and mapped soil properties to complete an application for a Gateway Certificate over the SAR Mine Site (Section 5).
- use of a different subset of results from the soil survey to assess LSC across the SAR Mine Site (Section 6).
- use of soil type distribution and LSC to assess the impact of the Project on agricultural soil resources and soil management and mitigation measures (Section 7) and recommended management of disturbed soil (Section 8).

2.2. OVERVIEW OF SOIL STUDY AREA

The SAR Mine Site of 1,864 ha has predominantly been cleared of trees and subdivided into paddocks (Figure 2.1). Patches of woodland remain near the centre and north of the SAR Mine Site. Several drainage lines cross the SAR Mine Site from east to west except in the southwestern corner where this drainage pattern is diverted northward by a ridge.



<p>Certification</p> <p>Draft/Uncontrolled Document Unless Signed & Dated</p>	<p>MineSiteBoundary</p> <ul style="list-style-type: none"> SAR Mine Site TGO Mine Site Proposed MLA <div style="text-align: center;"> <p>0 0.5 1 2</p> <p>kilometres</p> </div>	<p>Job Code: Cr461 Map Printed: 2021 Contact: Sustainable Soils Management Phone : (02) 68 473367</p> <p>Datum: WGS 84 Projection: UTM</p> <div style="text-align: right;">  <p>Figure 2.1</p> </div>
---	--	---

2.3. DESKTOP ASSESSMENT

The desktop assessment reviewed a range of soil and landscape information across the SAR Mine Site. Layers included: aerial image, published soil landscapes and their properties, geology, radiometrics (natural radiation emitted by the soil) and the shape of the land surface as indicated by selected indices.

The desktop assessment procedure was:

- i. Overlay the Project boundaries on regional (1:250,000 scale) soil and landscape properties.
- ii. Map land shape calculated from a 5 m resolution digital elevation model generated from photogrammetry data from NSW Spatial Services.

2.4. EM SURVEY METHODS

An electromagnetic induction (EM) survey measured the apparent electrical conductivity (ECa) at soil depths that are proportional to the spacing between the transmitter and receiver. Soil conductivity measurements are an affordable way to measure soil properties a metre or more below the soil surface. A correlation between ECa from the EM survey is generated using soil properties at selected locations.

The SAR Mine Site was surveyed with a DualEM21HS from 8/07/20 to 10/07/20. The DualEM21HS has dual geometry receivers at separations of 0.5, 1.0 and 2.0 m giving 6 sensor pairs and 6 exploration depths. These are depth ranges of 0 to 0.3, 0 to 0.5, 0 to 0.8, 0 to 1, 0 to 1.6 and 0 to 3.2 m. The DualEM was used to measure ECa for these depth ranges at approximately 5 m spacing along transects that were 50 m apart, giving approximately 100 ECa readings per hectare. The location of EM readings was determined using a Real Time Kinematic (RTK) Global Positioning System (GPS).

ECa was mapped across the Soil Study Area by creating surfaces for each DualEM21 HS sensor pair using kriging in the programme Surfer. The depth trend through the DualEM surfaces was calculated for 5 of 6 layers using an R script. ECa was very low in the 0 to 30 cm layer, so this was excluded.

The timing of the survey in July, 2020 followed a prolonged drought until approximately January 2020, followed by 5 months of above average rainfall. As a result, it is likely that the topsoil was moist, while the deep subsoil was likely to be dry.

2.5. FIELD SURVEY

2.5.1. Sample Site Selection

Sample sites were selected at two densities. The Gateway Certificate Application Area which covers 880 ha and includes all principal areas of surface disturbance except the Newell Highway realignment, was sampled using 39 soil pits and 5 exclusion sites where only surface properties were recorded. This gives an average sample density of 20 ha/sample.

The remaining 936 ha was sampled with 17 soil pits and 6 observation sites, giving an average density of 41 ha per soil sample site. The average sample density in the area outside the Gateway Certificate Application Area is at the low end of sample density recommended for 1:50,000 scale mapping which is appropriate for planning low intensity landuse such as dryland agriculture

(Schoknecht *et al.*, 2008). As the only activities proposed within this area would be construction of surface water diversion structures, this sample density is considered to be appropriate.

2.5.2. Survey Observations and Methods

Soil properties in the SAR Mine Site were assessed by examining soil profiles in backhoe pits dug at least 1.5 m deep or to refusal when rock was encountered. Locations of the pits were recorded using a handheld Garmin GPS, giving position accuracy of 5 m radius.

Selected soil properties in each pit were described according to the 'Australian Soil and Land Field Survey Handbook' (NCST, 2009). The soil properties described were:

- Depth of each horizon.
- Texture.
- Field pH using a kit based on the specifications of Raupach and Tucker.
- Dispersion.
- Root density.
- Proportion of soil occupied by gravel.
- Main colour and degree of mottling.
- Grade and type of structure and primary ped size.
- Size and type of concretions.
- Effervescence as an indication of the proportion of soft carbonates.
- Permeability and drainage were assessed for the profile as a whole.
- Nature of surface 2 cm of soil, i.e., whether or not soil was hard setting.

Additional measurements taken were:

- Potential rooting depth for annual field crops was estimated from structure, texture, and pH.
- Volume of Readily Available Water (RAW) was calculated from rooting depth and standard estimates of available water for each texture class.
- Salinity was estimated by measuring the electrical conductivity of a suspension of 1 volume of soil in 5 volumes of water.
- SOILpak score according to McKenzie (1998).

Each profile was classified to Suborder level of the Australian Soil Classification of Isbell (2002).

These properties were recorded on field sheets and entered into a custom soil database. Data were extracted from this database to estimate LSC class and used to construct logs of profile properties.

2.6. LABORATORY TESTING

Laboratory testing was undertaken to determine whether the average soil in the SAR Study Area had properties that encourage or constrain plant growth as well as assisting in the classification of soil types and the determination of LSC classes.

Soil samples were collected from standard depths of 0 to 5 cm, 5 to 15 cm, 15 to 30 cm, 30 to 60 cm, and 60 to 100 cm for all sites unless the depth range covered the boundary between the A and B horizons of duplex profiles. In duplex soil where a sample range covered the A to B horizon boundary, the depth range was shortened and only one horizon was sampled.

Samples were tested by Incitec Pivot Laboratories which has NATA accreditation in accordance with ISO/IEC 17025, and ASPAC accreditation using the methods of Rayment and Lyons (2010).

The soil properties measured assess soil fertility, presence of toxic soil chemistry and the chemical indicators of likely soil structure. These were:

0 to 5 and 5 to 15 cm only:

Soil colour and texture, organic carbon, Colwell phosphorus, Phosphorus Buffer Index, KCl sulphur, DTPA copper, DTPA zinc, DTPA manganese, DTPA iron, Hot CaCl₂ boron, and Emerson Class.

All depths:

- Cations of Calcium, Magnesium, Potassium, Sodium and Aluminium.
- pH (1:5 water), pH (1:5 CaCl₂), electrical conductivity (1:5 water).
- Chloride anion
- Nitrate nitrogen and ammonium nitrogen.
- Ratios calculated from the measured properties were: Exchangeable Calcium Percentage, Exchangeable Magnesium Percentage, Exchangeable Potassium Percentage, Exchangeable Sodium Percentage, Exchangeable Aluminium Percentage, Calcium to Magnesium ratio and Electrochemical Stability Index were calculated. In addition, ECe (electrical conductivity of saturated extract) corrected for sparingly soluble sulphate according to Shaw (1999) was calculated.

All depths from 11 sites to represent the 4 dominant Soil Mapping Units:

- Particle size analysis (PSA) was conducted using the hydrometer method for 11 sample sites that were primarily in the area of greatest planned disturbance. These samples are described as PSA sites. The proportion of clay, silt, fine sand, and coarse sand was reported for these samples. PSA data was used in calculating the soil erodibility factor as described in Section 2.8.2.

2.7. BSAL ASSESSMENT

The Project is defined as a state significant mining proposal, consequently the land must be assessed according to the “*Interim protocol for site verification and mapping of biophysical strategic agricultural land*” (BSAL, OEH and OASFS, 2013). The protocol prescribes soil description, sampling, laboratory measurement and reporting and mapping methods. These were applied to the Gateway Certificate Application Area as reported in SSM, 2020b.

The result of applying the protocol is a binary map that classifies land as either BSAL or not.

Although both the protocol and the land and soil capability assessment scheme (OEH, 2012) used in this study both aim to assess the productive potential and susceptibility of land to degradation, they differ in that they use a different mix of criteria, and apply different critical values to some common criteria.

2.8. SOIL STRIPPING AND RESTORATION OF LAND CAPABILITY

Two sets of soil properties relevant to disturbance during the mine life were assessed at each detailed soil sampling site. The soil stripping suitability rates the suitability of soil for use as topdressing material (topsoil) during Project rehabilitation. The soil erodibility factor is an estimate of the susceptibility of agricultural soil to water erosion.

2.8.1. Soil Stripping Suitability

The suitability of soil for use as soil during rehabilitation was determined while assessing soil pits using the physical assessment method of Elliot and Veness (1981) as presented in NSW Minerals Council (2007) and shown in Figure 2.2. Inputs to the Elliot and Veness (1981) flowchart were calculated for all horizons to 50 cm by translating field and laboratory measured properties using the conversions below:

Step 1 Structure grade: Medium or strong structure grade has more than 30% peds, weak structure grade has less than 30% peds, massive structure has no peds (NCST, 2009).

Step 2 Coherence wet: None or partial field slaking indicates some wet coherence, complete slaking indicates no wet coherence.

Step 3 Mottle: Layers were classified as mottled if there was more than 5% mottle and the mottle type was not biological.

Step 4 Macrostructure: Dimensions classified as greater than 10 cm if both the primary and secondary ped size were larger than 10 cm.

Step 5 Force to disrupt peds: Not assessed because of wide range of subsoil moisture content during field assessment.

Step 6 Texture: Texture and the proportion of coarse fragments and segregations were extracted from the field soil descriptions.

Step 7 pH: pH_{H2O} from field pH estimates.

Step 8 salinity: From measured electrical conductivity of 1:5 suspension converted to electrical conductivity of saturated extract using texture dependant factors.

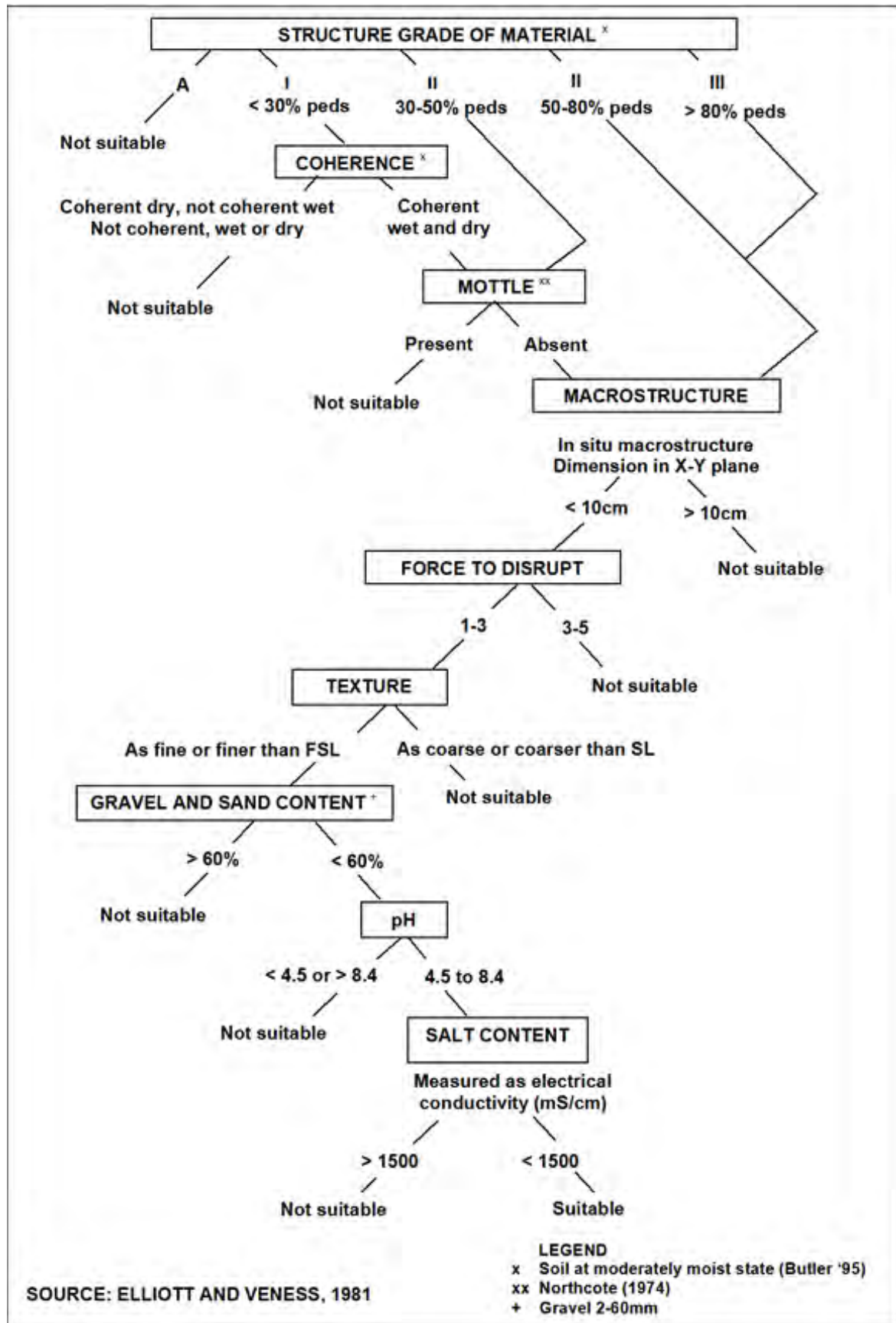


Figure 2.2. Flowchart for selection of topsoiling material.

2.8.2. Soil Erodibility Factor (K)

The soil erodibility factor (K, t ha h/ha MJ mm) was estimated for 11 sites for which particle size analysis was measured by using the equation:

$$100K = 2.1 * M^{1.14} * (10^{-4}) * (12-a) + 3.25(b-2) + 2.5(c-3) \quad (1)$$

Where *M* is (percentage of silt + very fine sand) * (100 – percent clay), *a* is the percentage of organic matter, *b* is a soil structure class, and *c* is a profile permeability class (equation 3 in Wischmeier and Smith, 1978). Wischmeier and Smith (1978) state that this equation provides data for the nomograph in their report, which is reproduced by Landcom (2004) to estimate K.

The inputs used were: organic matter obtained by multiplying organic carbon of 0 to 5 cm layer by 1.72; soil texture estimated in the field or laboratory measured particle size for selected samples, surface soil structure and profile permeability described in the field. These estimates were input to the Landcom (2004) nomograph.

Rosewell (1993) indicates that sites with a K value less than 0.02 have soil with low erodibility, K between 0.02 and 0.04 indicates moderate erodibility, and K greater than 0.04 indicates high erodibility.

2.8.3. Bulk Soil Erodibility Assessment

Landloch Pty Ltd tested erodibility of 3 bulk (1 tonne) samples to represent the range of soil types in the area within the SAR Mine site that will be disturbed by the Project. They measured erodibility parameters of these samples using a rainfall simulator and flumes. The parameters were used to predict erosion for a range of slope angle, length and shape, surface roughness and vegetation cover (Landloch, 2021).

2.9. SOIL MAPPING UNIT BOUNDARIES

Soil Mapping Units in the SAR Mine Site were based on regolith landforms mapped at 1:25,000 scale by Roach (2007). Some boundaries were modified by merging poorly drained units and also for zones of subcropping bedrock detected by the EM Survey. The locations of boundaries around the subcropping bedrock were mapped using a surface of predicted depth to 6% exchangeable sodium percentage (ESP) produced using machine learning digital soil mapping techniques.

2.10. LAND CAPABILITY ASSESSMENT

The land and soil capability was determined according to criteria in *Land and Soil Capability Assessment Scheme: second approximation* (OEH, 2012). Capability assessment is based on slope, wind hazard, soil pH, surface structural stability, salinity, rock outcrop, waterlogging potential, and existing erosion (OEH, 2012) and is described in more detail in Section 5.

The LSC class was determined for each Land Type from the calculated value for each profile description within the Land Type. This process is described in more detail in Section 6.

3. REGIONAL LANDSCAPE PROPERTIES AND CLIMATE

3.1. LANDSCAPE PROPERTIES

Three of the four selected landscape property layers were prepared at 1:250,000 scale and can be used appropriately to describe general patterns, while the Regolith Landscapes of Roach (2007) in Figure 3.1b were prepared at 1:25,000 and provide a more detailed description of landscape properties.

The **Soil Landscapes** (Duncan *et al*, unpub.) in Figure 3.1a divided the Soil Study Area into 5 landscapes:

- Strahorn Soil Landscape with dominant soil type of Chromosols with minor Vertosols on plains.
- Valley Heights Soil Landscape with dominant soil type of Chromosols on rises.
- Tomingley Soil Landscape with dominant soil type of Chromosol and Sodosol on level to undulating outwash plain.
- Stony Hill Gilgai Soil Landscape with dominant soil type of Vertosols and Chromosols with gilgai surface shape on level to gently undulating plains.
- Mugincoble Soil Landscape with dominant soil type shallow soil on low hills.

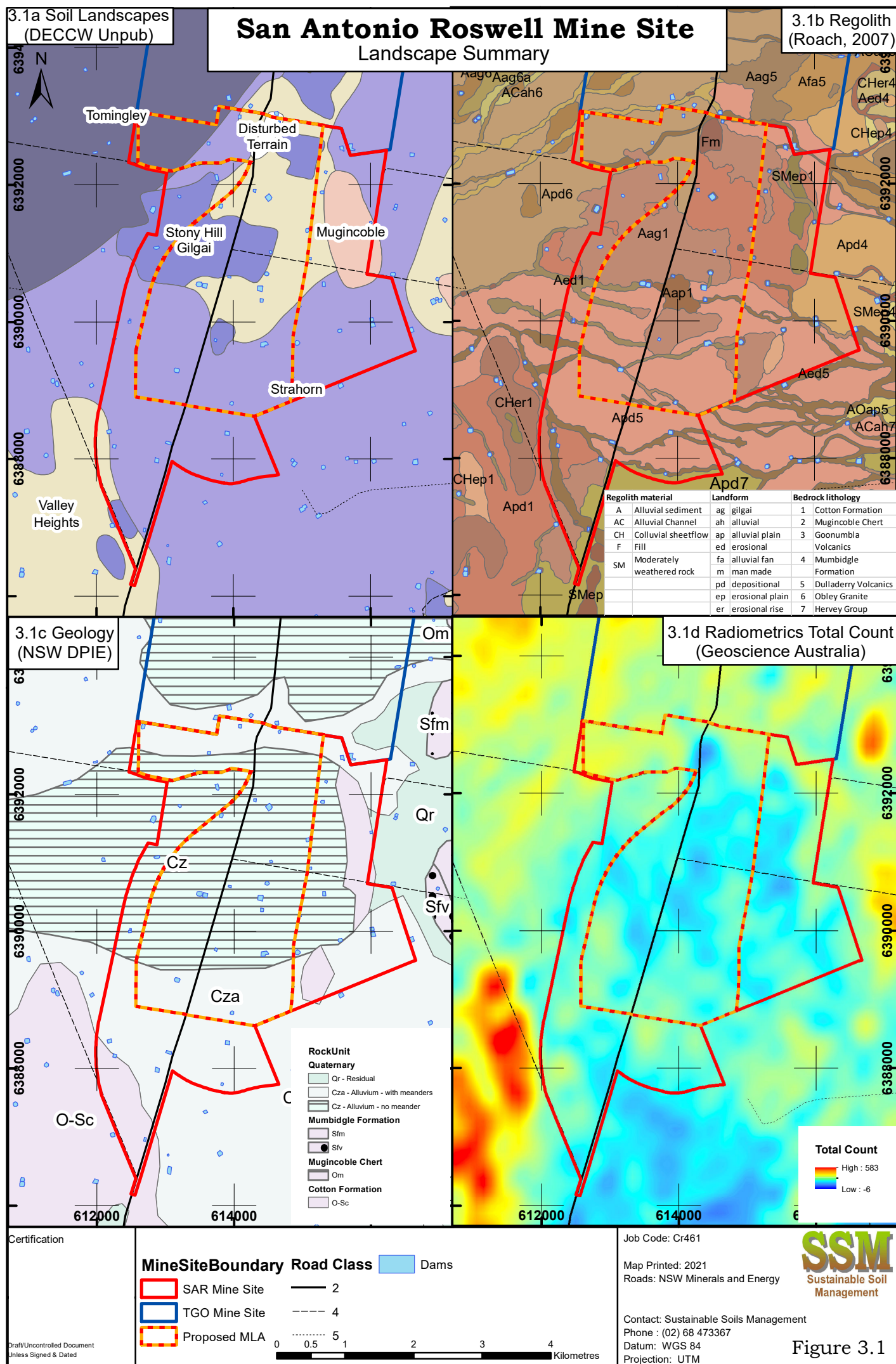
The **Regolith Landscapes** in Figure 3.1b followed the general pattern of the soil and geology maps, and contained the following detail:

- The majority of the SAR Mine Site is mapped as alluvial depositional plains.
- More than 9 erosional depressions cross the Soil Study Area.
- Parent material of the alluvium is dominated by Obley Granite in the north and Dulladerry Volcanics in the south. Both of these are acidic and would be expected to weather to produce sandy soil. Dulladerry Volcanics contain some basalt and less andesite.
- 6 patches of gilgai are mapped. These are spread from the north to the south of the Soil Study Area.

The **geology** in Figure 3.1c indicates that the surface of the SAR Mine Site is dominated by unconsolidated alluvium either with meanders (Cza) or without (Cz). Rises in the east and southwest of the Soil Study Area were mapped as Silurian Cotton Formation(O-Sc).

The **radiometrics** total count indicated that the majority of the SAR Mine Site had uniformly low count (Figure 3.1d). The area mapped as Tomingley Soil Landscape had moderate total count, while the subcrop of Cotton Formation in the southwest of the SAR Mine Site has high total count. Radiometrics did not detect the narrow ridge of Cotton Formation in the east of the Soil Study Area

Landscape maps indicate that the SAR Mine Site is dominated by profiles with loamy or sandy topsoil over clayey subsoil. However, there are patches of clayey soil with gilgai surface through the centre of the SAR Mine Site, and shallow soil on and near ridges in the east and southwest of the Soil Study Area.



3.3. LAND SHAPE PROPERTIES

Land shape properties were calculated using System for Geoscientific Analyses (SAGA) GIS from a 5 m pixel digital elevation model downloaded from NSW Spatial Services. The layers presented in Figure 3.2 were elevation as a description of landscape, slope as an indicator of LSC, Multi Resolution Valley Bottom Flatness (MrVBF Gallant *et al.*, 2008) as an indicator of position in the landscape, and slope length (LS) factor as an indicator of the potential for water erosion.

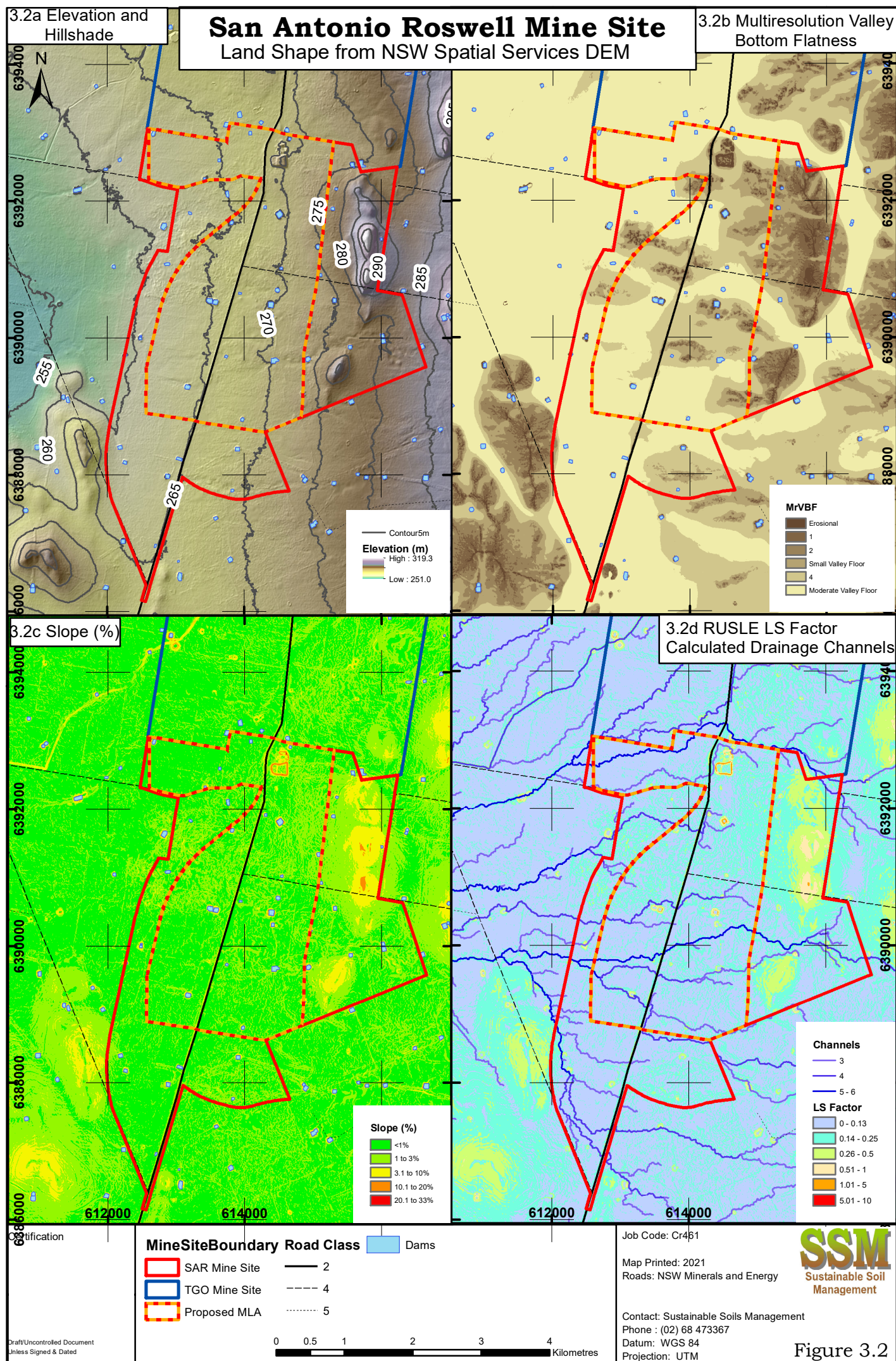
The **elevation** surface in Figure 3.2a showed that there is a general fall in the alluvial plain of 25 m from the easternmost point of the SAR Mine Site to the west. This gives an average fall of 0.6% or 6 m fall per kilometre. The 2 rises near the northeastern corner of the Soil Study Area are nearly 20 m higher than the surrounding plain while the smaller rise to the south is 10 m higher than the surrounding plain. The rise near the westernmost point of the Soil Study Area is also around 10 m above the plain to the east.

MrVBF in Figure 3.2b indicates that the alluvial plain can be divided into broad valley floors and elevated land. The areas mapped as Stony Hill Gilgai in Figure 3.1a and gilgai landform in Figure 3.2b occur predominantly in the elevated land. The elevated land also coincides with the area mapped as Cz (Alluvium – no meander) in the geology in Figure 3.2c. The MrVBF surface also shows that there is a sharp boundary between the southwest of the Soil Study Area and the surrounding alluvial plain.

The **slope** surface in Figure 3.2c showed that the alluvial plains had slope flatter than 3%. Footslopes of the rises in the east and west of the Soil Study Area had slope between 3% and 10%. This indicates that slope on the plains constrains Land and Soil Capability to LSC) class 2, and LSC class 3 in the footslopes (OEH, 2012).

The **LS factor** was less than 0.16 for three quarters of the SAR Mine Site (Figure 3.2d). This was much less than the average LS Factor for the Central West catchment of 0.96 reported by Yang (2015) and indicates that the SAR Mine Site generally has low susceptibility to rilling type water erosion. Erosion can still occur if the soil is erodible.

The land shape data indicated that there is a general fall of approximately 6 m per km across the alluvial plain in the Soil Study Area. Within this general pattern there are small rises that contain the gilgai soil type, and several rises that have bedrock outcrop.



3.4. EM SURVEY

3.4.1. EM Survey Results and Discussion

Apparent electrical conductivity (ECa) in the SAR Mine Site varied in both the vertical and horizontal dimensions. ECa increased consistently with depth (Figure 3.3), and contained spatial patterns of zones of low (purple in Figure 3.4) to moderately high (blue in Figure 3.4a to orange in Figure 3.4d) that were consistent between the layers sensed in the EM survey.

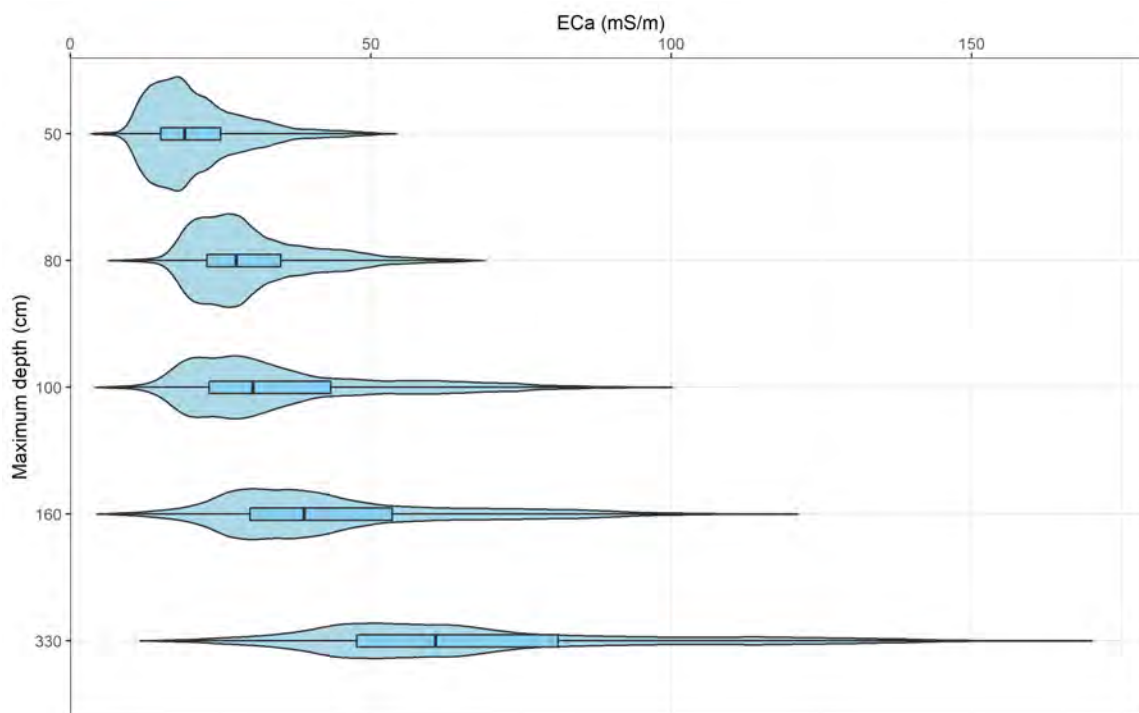


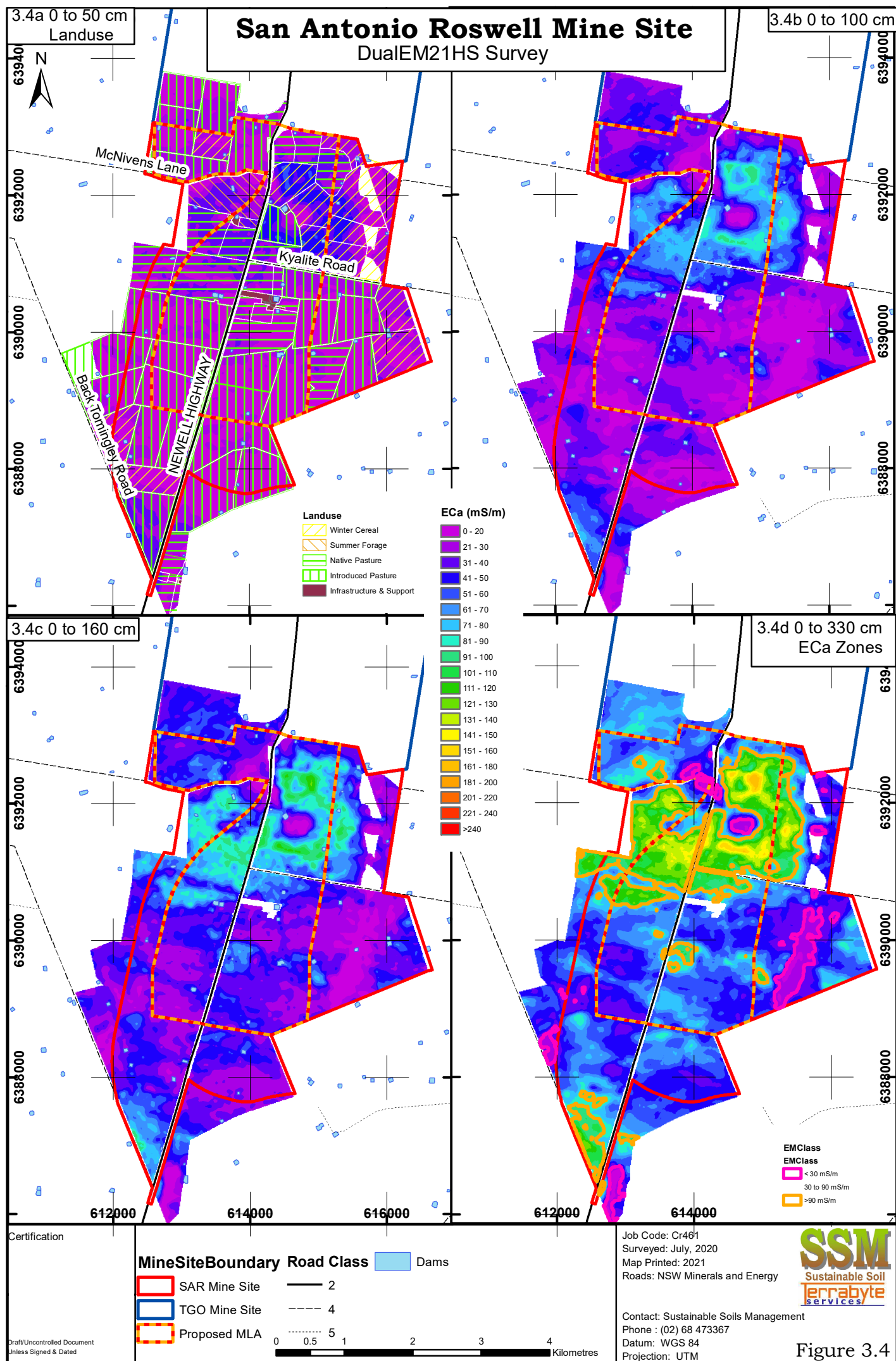
Figure 3.3. Probability density or violin plot overlaid by boxplot showing frequency distribution of ECa readings at 5 nominal depths in the SAR Mine Site.

The trend in Figure 3.3 that ECa increased strongly indicates that soil salinity increased with depth at the time of the EM survey. It is likely that soil moisture also increased with depth in the surface metre or more. The frequency distributions in Figure 3.3 show that there was a small tail for very low ECa that is often associated with sandy soil or shallow rock, and a much longer tail of elevated ECa that is associated with subsoil salinity and often with clayey subsoil. Boxplots in Figure 3.3 showed that the variability ECa increased more with depth than the median ECa.

Spatial ECa patterns will be described for the surface to 330 cm layer because of the strong correlation between the 4 ECa layers in Figures 3.4a, b, c, and d. Elevated ECa readings occurred predominately in a 2 km wide strip that crossed the SAR Mine Site (Figure 3.4d). There was a smaller strip of elevated ECa along the western side of the southwestern 1.2 km of the SAR Mine Site.

ECa for the 0 to 330 cm layer was less than 30 mS/m in areas mapped as rises in Figure 3.2. In addition, there were 2 patches near the centre of the SAR Mine Site north of Kyalite Road.

There was a moderately good correlation between the position of drainage lines in the Regolith Landforms in Map 3.1b and strips with low ECa in Map 3.3d.



The EM survey divided the SAR Mine Site into 3 zones (Figure 3.4d):

- Areas with ECa for the 0 to 330 cm layer greater than 100 mS/m that coincided with areas mapped as gilgai.
- Areas with ECa for the 0 to 330 cm layer less than 30 mS/m that coincide with mapped subcrop and with anomalies north of Kyalite Road that do not appear in any of the layers in Figure 3.1 or Figure 3.2.
- The remaining area which contains linear anomalies that are parallel to and coincide with existing drainage lines.

There were some cropping history effects on ECa in that cropped land in Figure 3.4a tended to have higher ECa than land under pasture. This is clearest at the southern boundary of the 2 northernmost paddocks east the Newell Highway in Figures 3.4b and c. The higher ECa beneath cropped land than pasture occurs because of moisture than drains past the crop rootzone during fallow periods, but not through the rootzone of perennial plants growing in the pasture.

3.5. CLIMATE

The Soil Study Area receives an average 535 mm of annual rainfall with a slightly summer dominant rainfall pattern of 46 to 56 mm/month from November to March and 37 to 41 mm/month from April to October (Figure 3.5). Monthly rainfall is highly variable, is most consistent from May to August and most variable from February to April. Average evapotranspiration is much greater than rainfall for 8 months of the year, and less than double average rainfall for the period from May to August.

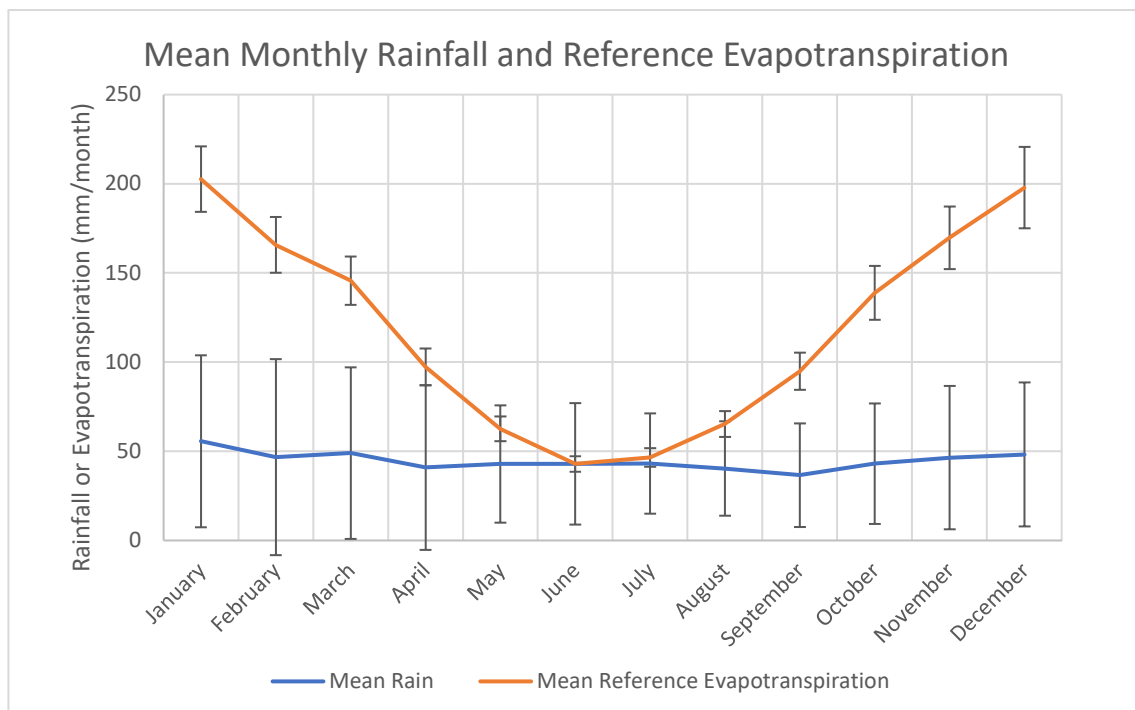


Figure 3.5. Average and standard deviation of rainfall and potential evapotranspiration for period from 1890 to 2020 at the Project Site (32.60°S, 148.20°E). Downloaded from Silo Data Drill (<https://www.longpaddock.qld.gov.au/silo/point-data/>) on 2/12/2020.

There is an 18°C difference between the 15°C average maximum daily temperature in June and July, and the 33°C average maximum daily temperature in January (Figure 3.6). Average minimum temperatures are 15°C cooler than maxima in the summer and 11°C cooler in winter. Frosts occur from May to September, and occur on an average 10 days of July. Maximum temperature is greater than 40 °C on an average of 0.6 to 1.6 days/month from December to February.

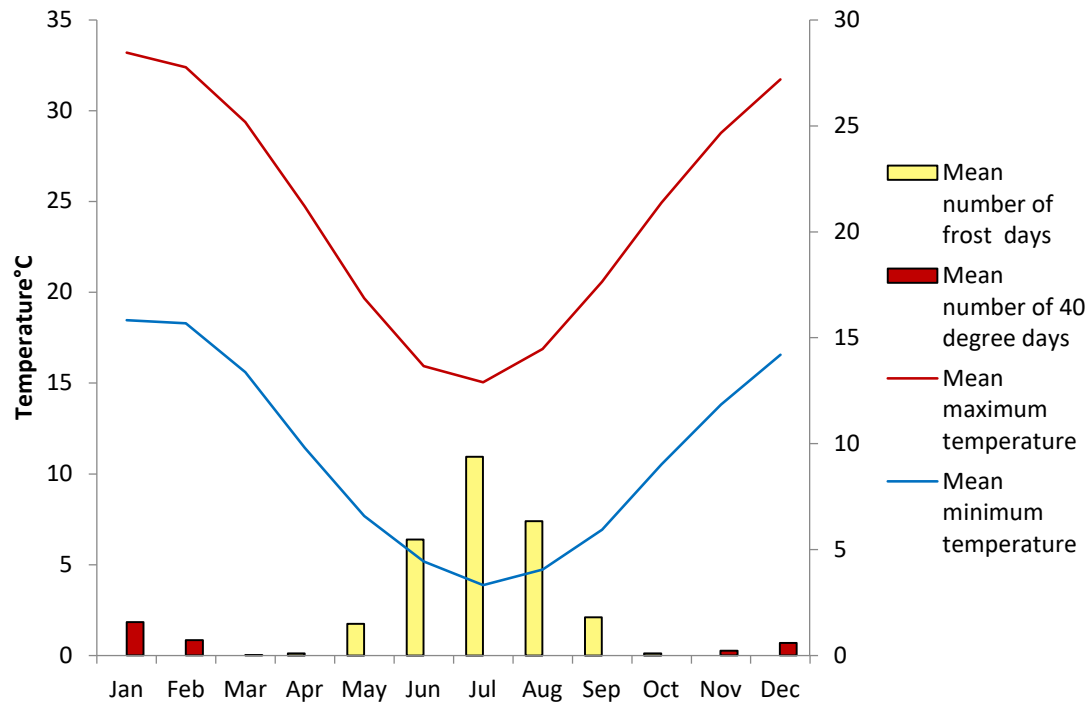


Figure 3.6. Average temperatures for period from 1890 to 2020 Study Site (32.60°S, 148.20°E). Downloaded from Silo Data Drill (<https://www.longpaddock.qld.gov.au/silo/point-data/>) on 2/12/2020.

The combination of temperature and rainfall results in a humid subtropical Koepfen climate class (Peel *et al.*, 2007).

4. SOIL DISTRIBUTION

4.1. OVERVIEW OF SOIL PROPERTIES

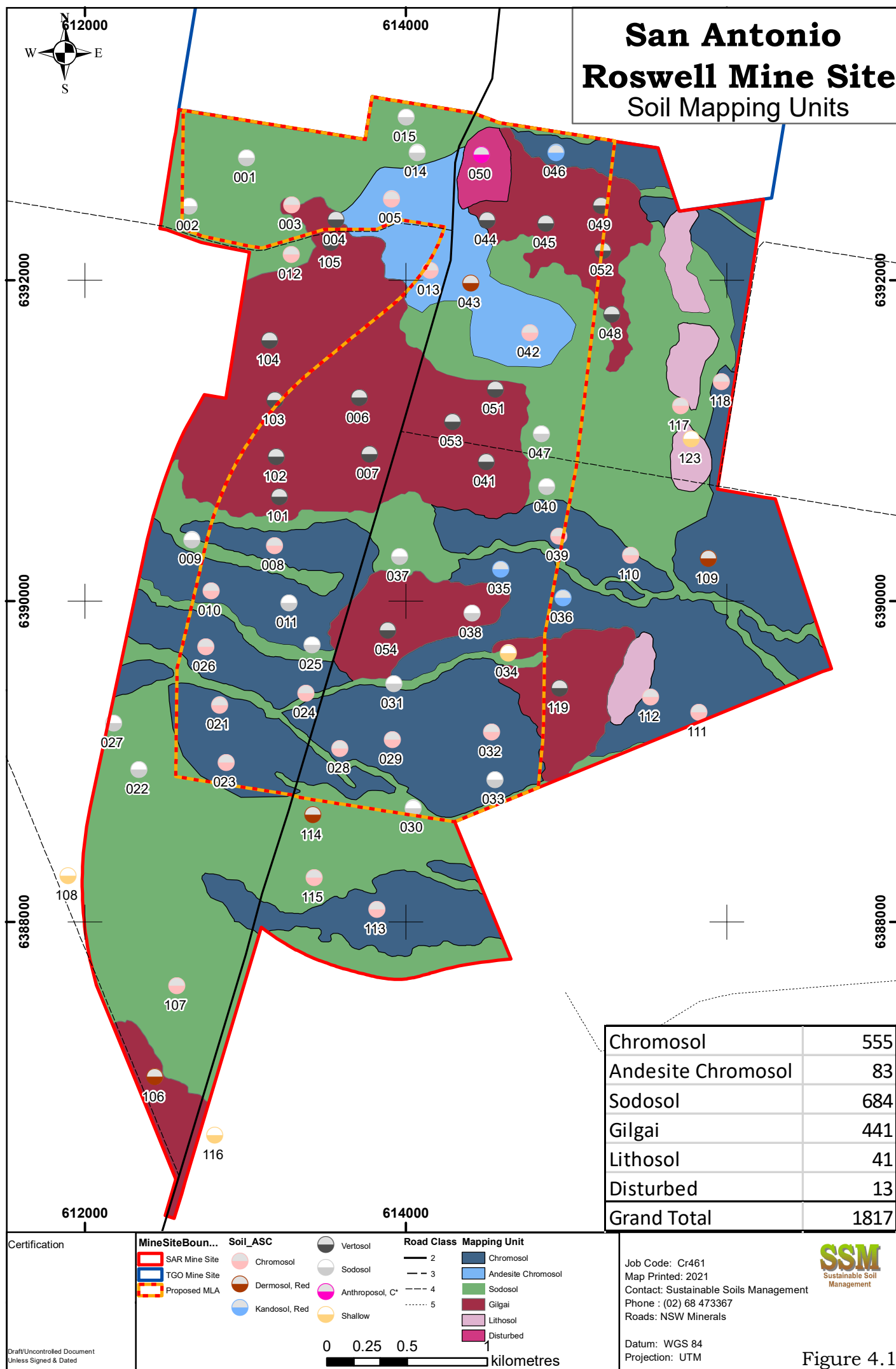
Texture profiled in the SAR Mine Site were dominated by silty or sandy clay loam topsoil over clayey subsoil. These profiles were divided into areas where soil sodium measured as ESP exceeded 6% by 30 cm below the surface, which were mapped as Sodosol Soil Mapping Unit and soil with less sodium mapped as Chromosols. Most of the remainder has gilgai surface morphology (see top photo on cover), so were mapped as Gilgai Soil Mapping Unit. Areas where weathered rock was encountered at 30 cm or shallower were mapped as Lithosol Soil Mapping Unit, and a 13 ha man-made rise associated with an historic ash dump was mapped as the Disturbed Soil Mapping Unit.

4.2. DESCRIPTION OF SOIL TYPES

Soil properties were consistent enough across the SAR Mine Site that the Soil Mapping Units used were Australia Soil Classification (ASC) orders. The resulting Soil Types are:

- **Chromosol Soil Mapping Unit** (Figure 4.1) was characterised by a duplex (silty or sandy clay loam over clay) profile with low rootzone ESP. The Chromosol Soil Mapping Unit predominantly had Dulladerry Volcanics parent material (Figure 3.1b).
- **Andesite Chromosol Soil Mapping Unit** also had a duplex (silty or sandy clay loam over clay) profile with low rootzone ESP. Parent material was identified in the field as andesite.
- **Sodosol Soil Mapping Unit** had a similar texture profile to the Chromosol, but ESP increased to 6% by 5 to 60 cm below surface. The Sodosol Soil Mapping Unit had a range of parent material. The Sodosol Soil Mapping Unit also occupied areas mapped as drainage depressions in Figure 3.1b on the basis of high ESP in pits located in or near these drainage lines.
- **Gilgai Soil Mapping Unit** had clayey soil, gilgai surface morphology, and was mapped over essentially the same area as the gilgai regolith landform in Figure 3.1b.
- **Lithosol Soil Mapping Unit** was mapped on the erosional rises and plains in Figure 3.1b. This was verified by observation of rock outcrop in pits MT108 and MT116.
- **Disturbed Soil Mapping Unit** appeared to be mounds of tailings from a plant associated with an historic gold mine and waste rock from the mine.



Soil properties of these Soil Types are described below.



4.2.1. Chromosol (22 detailed sites over 555 ha).

The chromosol profiles had moderately thick topsoil, were moderately well drained, and were sampled in sites that appeared to be locally high in terms of elevation. The silty clay loam topsoil is susceptible to breakdown of structure from tillage.

Representative Soil Test Pit Profile Description: Chromosol Soil Mapping Unit.

Soil Test Pit: MT039	
	
Soil Test Pit MT039	Landscape view, soil test pit MT039
Australian Soil Classification Order	Chromosol (15), Kandosol (3), Sodosol (3), Dermosol (1)
Australian Soil Classification Sub-order	Red (20), Brown (2)
Representative Soil Test Pits	MT008, MT010, MT011, MT021, MT023, MT024, MT025, MT026, MT028, MT029, MT032, MT033, MT035, MT036, MT039MT046, MT109, MT110, MT111, MT112, MT113, MT118
Topsoil Depth	21 cm (standard deviation 9 cm)
Drainage	Moderately well drained
Erodibility Factor	33% of 3 PSA sites (Figure 4.1) moderately erodible, 66% highly erodible
Stripping Suitability Depth	55 cm (range 10 to 140 cm). Limited by unstable surface structure

The soil pH profile was slightly acidic in the surface 15 cm, then pH increased through neutral in the 15 to 30 cm layer and was moderately alkaline in deeper layers (Figure 4.2). The Salinity measured as electrical conductivity of the saturated extract (ECe) was desirably low throughout the profile. Cation Exchange Capacity was low in the surface 30 cm, and moderately low in deeper

layers. Exchangeable calcium percentage was desirably high in the surface 30 cm at greater than 60% then decreased with depth. Exchangeable magnesium percentage was moderately low in the surface 15 cm, then doubled to the lowest depth sampled. Exchangeable sodium percentage (ESP) was desirably low in the surface 60 cm, then increased to 7% in the 60 to 100 cm layer. Exchangeable aluminium percentage was desirably low for all depths tested.

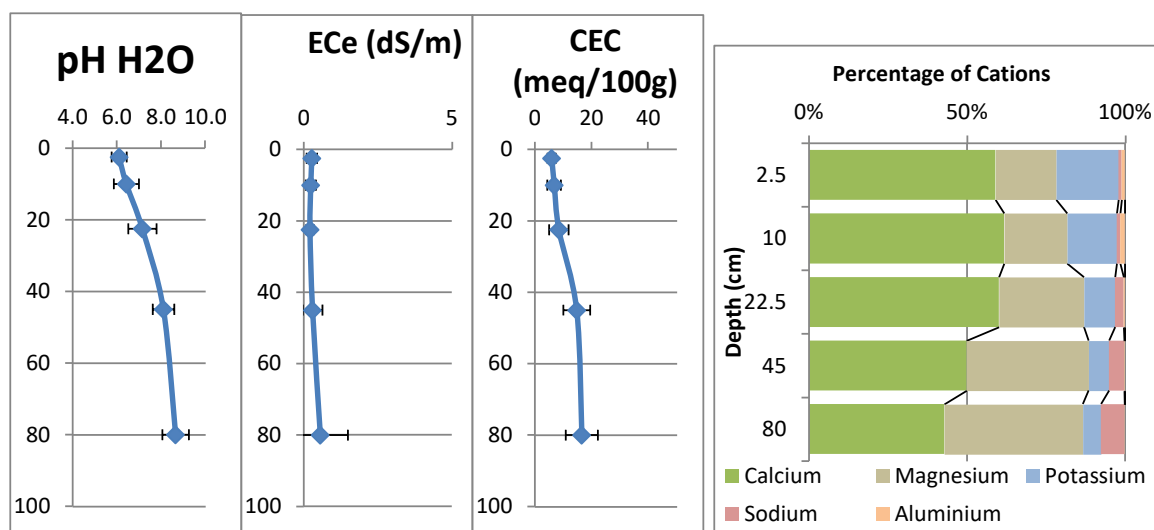


Figure 4.2. Summary of chemical properties in Chromosol Soil Mapping Unit in SAR Mine Site.

The particle size distribution of the surface 30 cm was dominated by fine sand and silt (Figure 4.3), while clay content increased from 23% in the 0 to 5 cm layer to 51% in the 30 to 60 cm layer, before decreasing with further depth.

The chromosol had moderate levels of organic carbon and macronutrient except sulphur. Topsoil organic carbon was 1.2%, (s.d. 0.3%), nitrate N was 18.2 mg/kg, (s.d. 24.4), available P was 17.2 mg/kg (s.d. 10.9) and sulfate sulphur was 4.4 mg/kg (s.d. 3.6).

The micronutrient of zinc was deficient, manganese levels were higher than optimum, which is associated with wet weather, while the remaining micronutrients tested were at adequate levels. Micronutrient levels were: Zinc 0.6 mg/kg, (s.d. 0.3), Copper 0.8 mg/kg, (s.d. 0.4), Manganese 55.3 mg/kg (s.d. 20.6) Iron 36.8 mg/kg (s.d. 20.6), and Boron 0.6 mg/kg (s.d. 0.2).

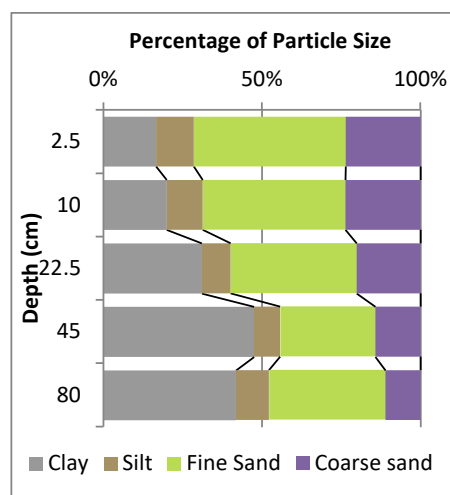


Figure 4.3. Particle Size of samples from Chromosol Mapping Unit in SAR Mine Site.

Aggregate stability in the Chromosol Soil Mapping Unit decreased with depth from three quarters of sites having no spontaneous dispersion in the 0 to 10 cm layer

to nearly three quarters of sites having spontaneous dispersion in the 30 to 60 and 60 to 100 cm layers (Figure 4.4). One layer from each of four sites dispersed completely in the zone from 15 to 60 cm.

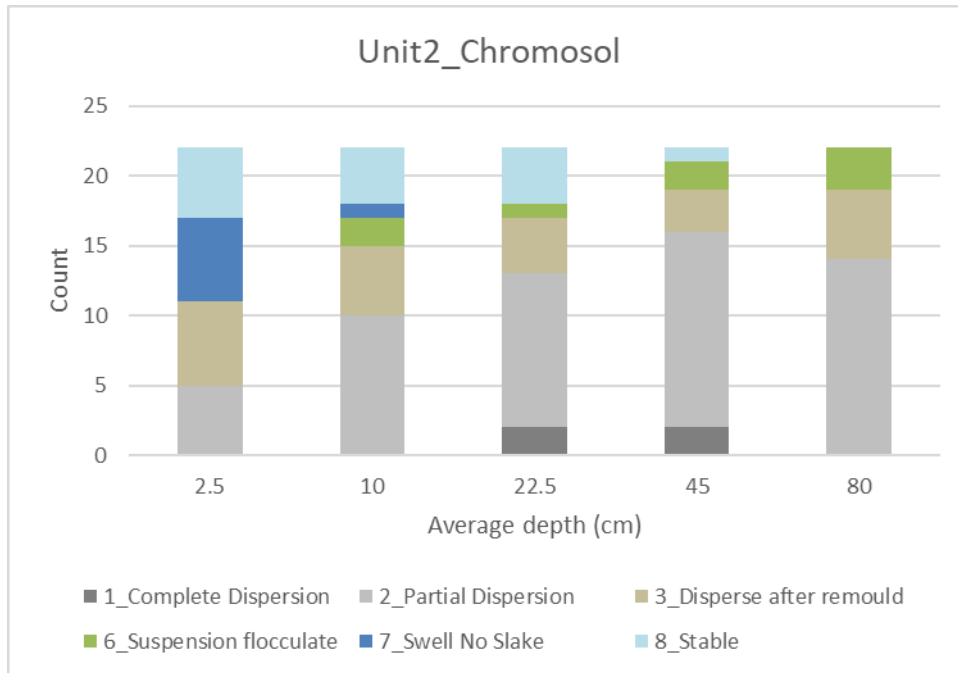




Figure 4.4. Soil stability from Emerson Aggregate Test on samples from Chromosol Soil Mapping Unit in SAR Mine Site.

The Chromosol Soil Mapping Unit has slightly acidic topsoil, but desirably low exchangeable aluminium. The soil had low salinity, and low cation exchange capacity, but adequate levels of macronutrients and micronutrients except zinc.

4.2.2. Andesite Chromosol (4 detailed sites over 83 ha).

The Andesite Chromosol profiles had moderately thick topsoil, were moderately well drained, and were sampled in sites that appeared to be locally high in terms of elevation. The clay loam topsoil is less susceptible to breakdown of structure from tillage than the Chromosol Soil Mapping Unit.

Representative Soil Test Pit Profile Description: Andesite Chromosol Soil Mapping Unit.

Soil Test Pit: MT013	
	
Soil Test Pit MT013	Landscape view, soil test pit MT013
Australian Soil Classification Order	Chromosol (3), Dermosol (1)
Australian Soil Classification Sub-order	Red (4)
Representative Soil Test Pits	MT005, MT013, MT042, MT043,
Topsoil Depth	14 cm (standard deviation 5 cm)
Drainage	Moderately well drained
Erodibility Factor	Both PSA sites (Figure 4.1) moderately erodible
Stripping Suitability Depth	113 cm (bottom of pit)

The soil pH profile was slightly acidic in the surface 15 cm, then pH increased through neutral in the 15 to 30 cm layer and was moderately alkaline in deeper layers (Figure 4.4). The Salinity measured as electrical conductivity of the saturated extract (ECe) was desirably low throughout the profile. Cation Exchange Capacity was low in the surface 30 cm, and moderately low in deeper layers. Exchangeable calcium percentage was desirably high in the surface 50 cm at greater than 60% then decreased with depth. Exchangeable magnesium percentage was moderately low in the surface 15 cm, then doubled to the lowest

depth sampled. Exchangeable sodium percentage (ESP) and Exchangeable aluminium percentage were desirably low for all depths tested.

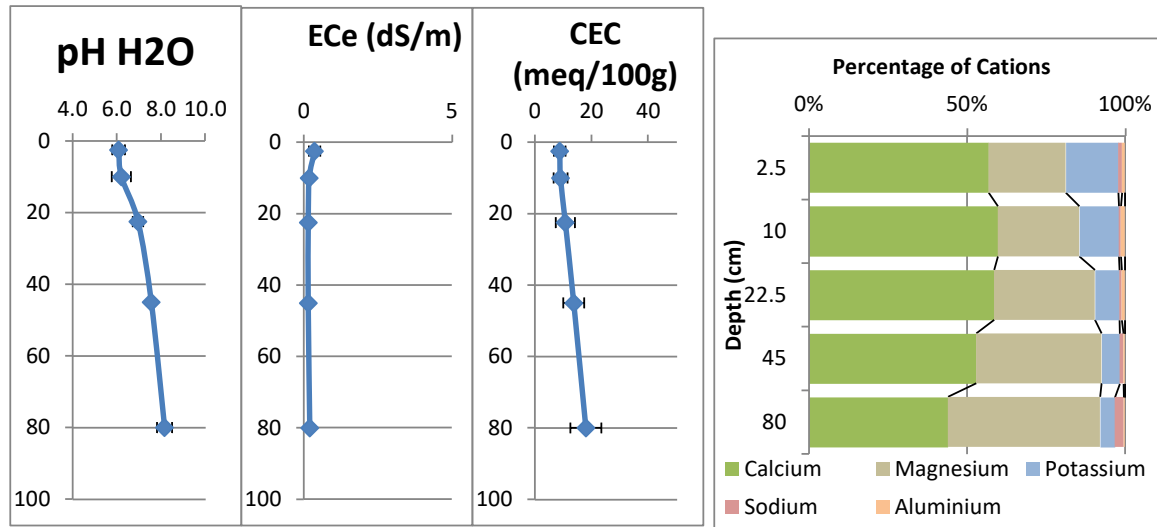


Figure 4.5. Summary of chemical properties in Andesite Chromosol Soil Mapping Unit in SAR Mine Site.

The particle size distribution in the surface 15 cm of the clay in the Andesite Chromosol was 50% more than that of the Chromosol (Figures 4.3 and 4.6).

The Andesite Chromosol had moderate levels of organic carbon and macronutrient except sulphur. Topsoil organic carbon was 1.1%, nitrate N was 22 mg/kg, (s.d. 14), available P was 24 mg/kg (s.d. 9.3) and sulfate sulphur was 7 mg/kg (s.d. 6).

The micronutrient of zinc was deficient, manganese levels were higher than optimum, which is associated with wet weather, while the remaining micronutrients tested were at adequate levels. Micronutrient levels were: Zinc 0.7 mg/kg, (s.d. 0.4), Copper 2.2 mg/kg, (s.d. 1.2), Manganese 42 mg/kg (s.d. 20.7) Iron 55 mg/kg (s.d. 20), and Boron 0.8 mg/kg (s.d. 0.2).

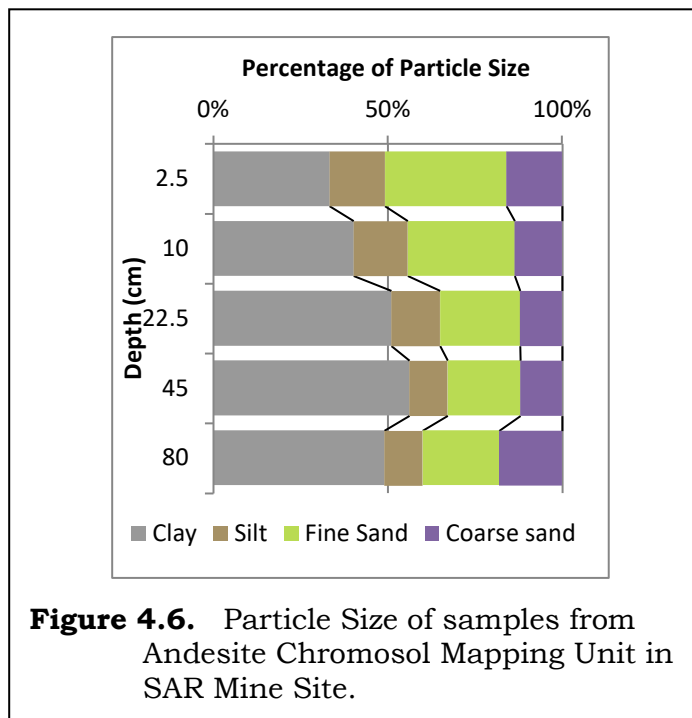


Figure 4.6. Particle Size of samples from Andesite Chromosol Mapping Unit in SAR Mine Site.

Samples from the 0 to 10 cm layer in the majority of sites in the Andesite Chromosol did not disperse spontaneously (Figure 4.7). However, most sites had partial dispersion in the 10 to 15, 15 to 30 and 60 cm layers, while there was less dispersion in the 60 to 100 cm layer.

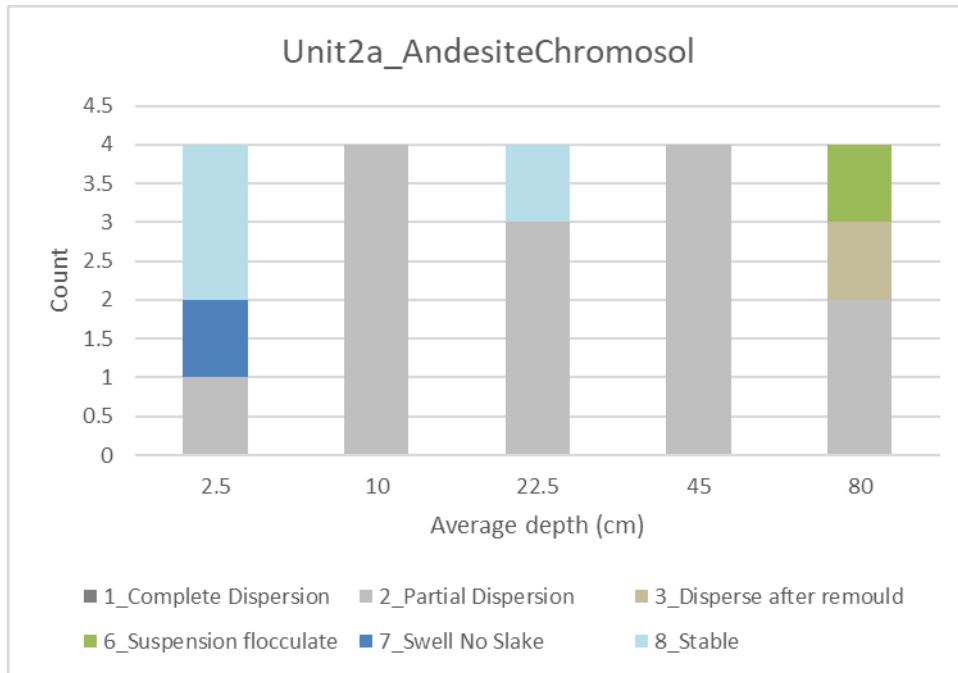



Figure 4.7. Soil stability from Emerson Aggregate Test on samples from Chromosol Soil Mapping Unit in SAR Mine Site.



The Andesite Chromosol Soil Mapping Unit has slightly acidic topsoil, but desirably low exchangeable aluminium. The soil had low salinity and ESP, and low cation exchange capacity, but adequate levels of macronutrients and micronutrients except zinc.

4.2.3. Sodosol (17 detailed sites over 684 ha).

The Sodosol Soil Mapping Unit generally had poorer surface drainage than the Chromosol Soil Mapping Unit. In some places this occurred because there was less local relief, in other places, the Sodosol Soil Mapping Unit received either concentrated or dispersed runoff.



Representative Soil Test Pit Profile Description: Sodosol Soil Mapping Unit

Soil Test Pit: MT009	
	
Soil Test Pit MT009	Landscape view, soil test pit MT009
Australian Soil Classification Order	Sodosol (12), Chromosol (4), Dermosol (1)
Australian Soil Classification Sub-order	Red (16), Brown (1)
Representative Soil Test Pits	MT001, MT002, MT009, MT012, MT014, MT015, MT022, MT027, MT030, MT031, MT037, MT040, MT047, MT107, MT114, MT115, MT117
Topsoil Depth	27 cm (standard deviation 11 cm)
Drainage	Imperfectly to Moderately well drained
Erodibility Factor	Both PSA sites tested were highly erodible
Stripping Suitability Depth	48 cm (range 10 to 140 cm). Limited by unstable surface structure

The Sodosol pH profile was slightly acidic topsoil with an alkaline trend (Figure 4.8). Soil salinity was desirably low. Cation Exchange Capacity was low in the surface 60 cm. Cation ratios in the surface 15 cm of the Sodosol were similar to the Chromosol Soil Mapping Unit, but there was a large increase in both exchangeable magnesium and exchangeable sodium with depth through the profile. Exchangeable aluminium was marginally high in the surface 15 cm.

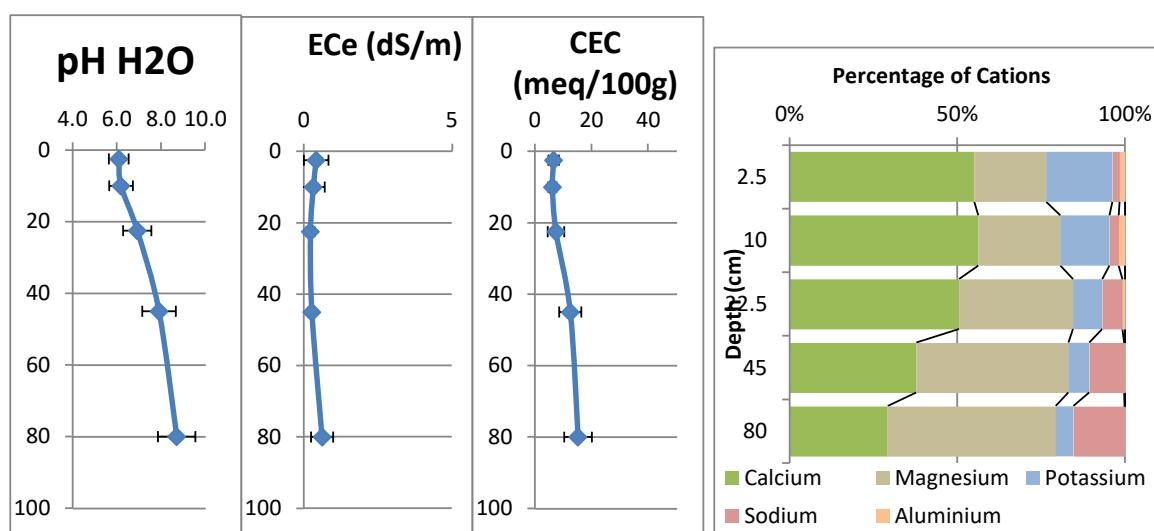


Figure 4.8. Summary of chemical properties in Sodosol Soil Mapping Unit in SAR Mine Site.

Particle size distribution in the surface 30 cm of the Sodosol Soil Mapping Unit was strongly dominated by fine sand and silt (Figure 4.9). There was a large increase in clay content with depth from 15% in the surface to 5 cm layer to 35% in the 60 to 100 m layer.

The Sodosol had moderate levels of organic carbon and macronutrients except sulphur. Topsoil organic carbon was 1.3%, (s.d. 0.4%), nitrate N was 25.4 mg/kg, (s.d. 38.4), available P was 28.6 mg/kg (s.d. 23) and sulphate sulphur was 6.4 mg/kg (s.d. 7.5).

The micronutrients of zinc were deficient, and manganese level tended to be greater than optimum, which can be associated with wet weather. The other micronutrients tested were at adequate levels.

Micronutrient levels were: Zinc 0.7 mg/kg, (s.d. 0.4), Copper 1 mg/kg, (s.d. 0.4), Manganese 79.4 mg/kg (s.d. 34.9), Iron 40.2 mg/kg (s.d. 23.3), and Boron 0.7 mg/kg (s.d. 0.3).

Aggregate stability in the Sodosol Soil Mapping Unit decreased with depth from three quarters of sites have no spontaneous dispersion in the 0 to 10 cm layer through two thirds of sites having spontaneous dispersion in the 15 to 30 and 30 to 60 cm layers to nearly 90% of sites having spontaneous dispersion in the 60 cm layer (Figure 4.4). Although no sites had complete dispersion in the 0 to 10 cm layer, an average 15% of sites had complete dispersion in deeper layers.

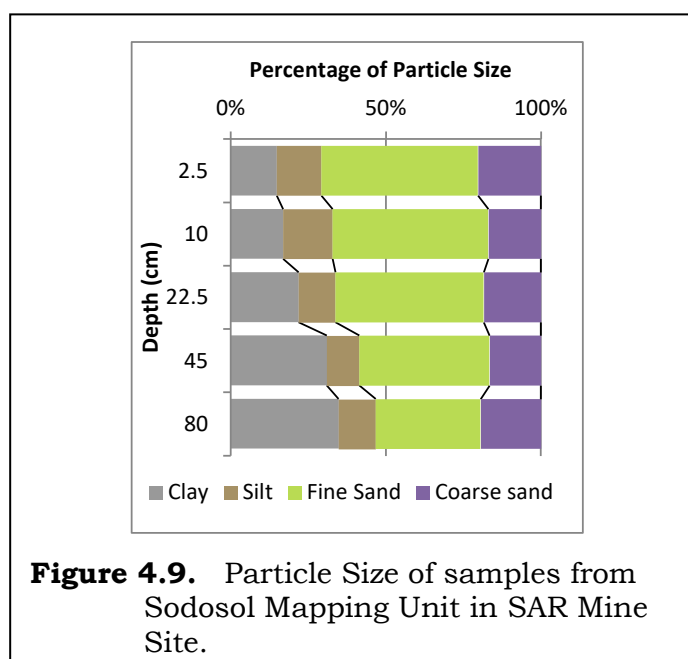


Figure 4.9. Particle Size of samples from Sodosol Mapping Unit in SAR Mine Site.

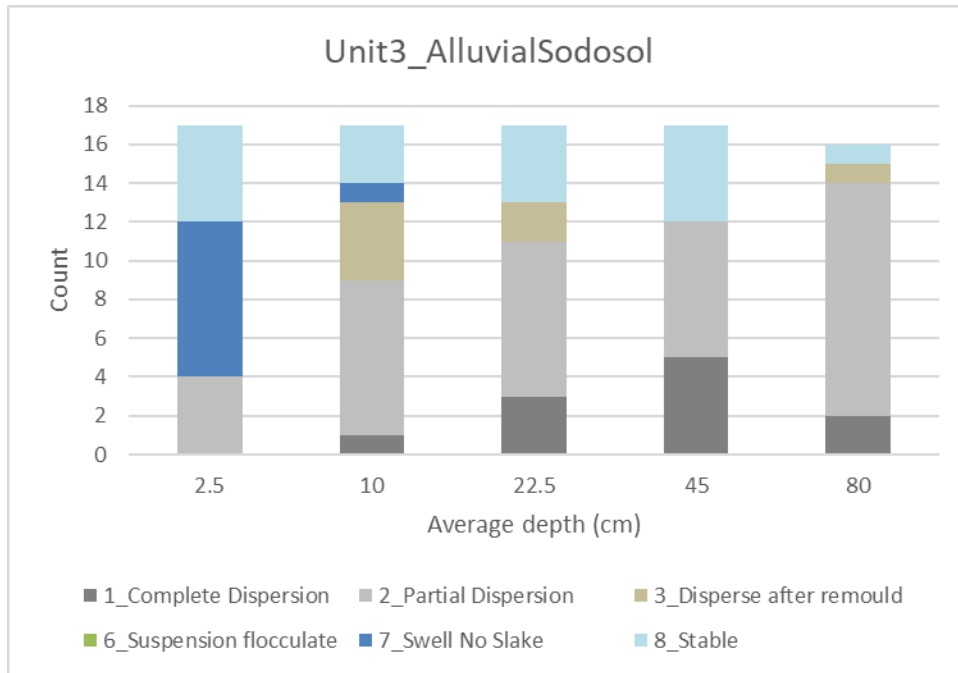



Figure 4.10. Soil stability from Emerson Aggregate Test on samples from Sodosol Soil Mapping Unit in SAR Mine Site.

The Sodosol Soil Mapping Unit is generally sandy, has slightly acidic topsoil with marginally high exchangeable aluminium. The soil had low salinity, and moderately low capacity to store nutrients. Cation ratios are adequate in the surface 30 cm, but the soil becomes more sodic and magnesian with depth, which is associated with slow internal drainage.

4.2.4. Gilgai (12 detailed sites and 10 observations over 441 ha).

All areas mapped as gilgai had the characteristic gilgai surface morphology, however these were associated with 2 formation processes. The majority of the Gilgai Soil Mapping Unit was clayey, however there were some areas around the margins of the Gilgai Soil Mapping Unit where the gilgai puff had a veneer of silty clay loam topsoil that was 20 to 50 cm thick. Much of the surface of the Gilgai Soil Mapping Unit had a surface layer of rounded gravel.

Representative Soil Test Pit Profile Description: Gilgai Soil Mapping Unit

Soil Test Pit: MT006	
	
Soil Test Pit MT006	Landscape view, soil test pit MT006
Australian Soil Classification Order	Vertosol (8), Chromosol (1), Sodosol (1), Dermosol (1), Lithosol (1),
Australian Soil Classification Sub-order	Red (7), Grey (3), Brown (1), Stratic,(1)
Representative Soil Test Pits	MT003, MT004, MT006, MT007, MT034, MT038, MT041, MT044, MT045, MT048, MT049, MT106
Observation sites	MT051, MT052, MT053, MT054, MT101, MT102, MT103, MT104, MT105, MT119
Topsoil Depth	21 cm (standard deviation 14 cm)
Drainage	Poorly drained
Erodibility Factor	All 3 PSA sites tested were moderately erodible
Stripping Suitability Depth	31 cm (range 0 to 130 cm). Limited by alkaline pH

The pH profile of the Gilgai Soil Mapping Unit was mildly acidic topsoil over strongly alkaline subsoil (Figure 4.11). Many sites in the Gilgai Soil Mapping Unit had non saline topsoil over saline subsoil. The Cation Exchange Capacity was moderately high through the Gilgai Soil Mapping Unit profile. Cation ratios in the

Gilgai Soil Mapping Unit showed little change in exchangeable magnesium from 35 to 40%, but a tenfold increase in ESP from 2% in the 0 to 5 cm layer to 23% in the 60 to 100 cm layer. Exchangeable Calcium declined with depth from 57% in the 0 to 5 cm layer to 31% in the 60 to 100 cm layer.

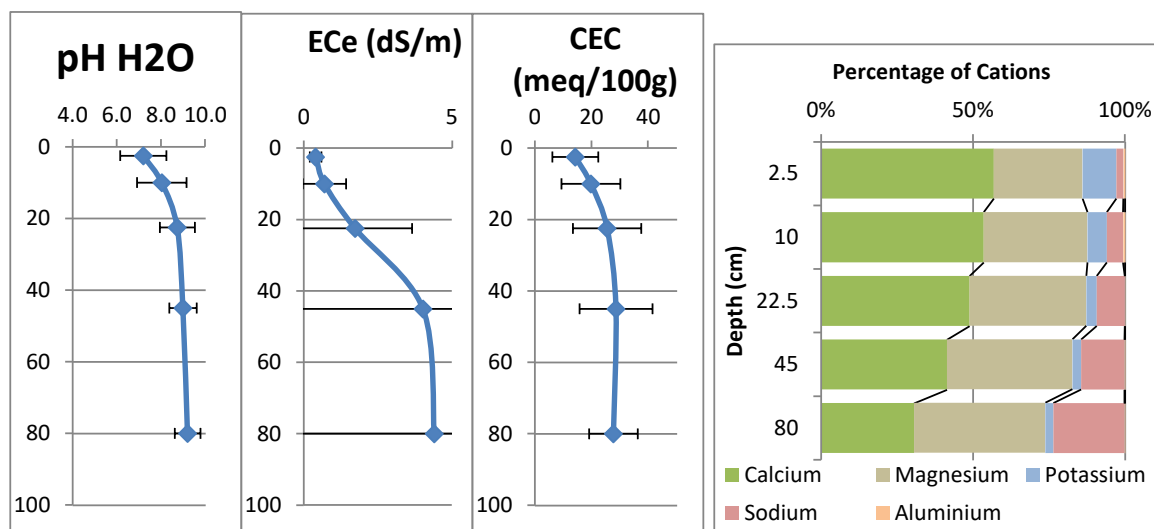


Figure 4.11. Summary of chemical properties in Gilgai Soil Mapping Unit in SAR Mine Site.

There was little change in particle size distribution through the Gilgai Soil Mapping Unit profile, with most layers having 43% clay, 12% silt, 32% fine sand and less than 10% coarse sand (Figure 4.12).

The Gilgai Soil Mapping Unit had moderate levels of organic carbon and macronutrients except sulphur. Topsoil organic carbon was 1.3%, (s.d. 0.4%), nitrate N was 9.2 mg/kg, (s.d. 3.6), available P was 21.1 mg/kg (s.d. 12.8) and sulphate sulphur was 3.8 mg/kg (s.d. 1.8).

The micronutrient zinc was deficient, manganese concentration tended to be higher than optimum, while the other nutrients tested were present at adequate levels. Micronutrient levels were: Zinc 0.5 mg/kg, (s.d. 0.2), Copper 1.5 mg/kg, (s.d. 0.8), Manganese 49.2 mg/kg (s.d. 41.9), Iron 29.3 mg/kg (s.d. 21.6), and Boron 1 mg/kg (s.d. 0.3).

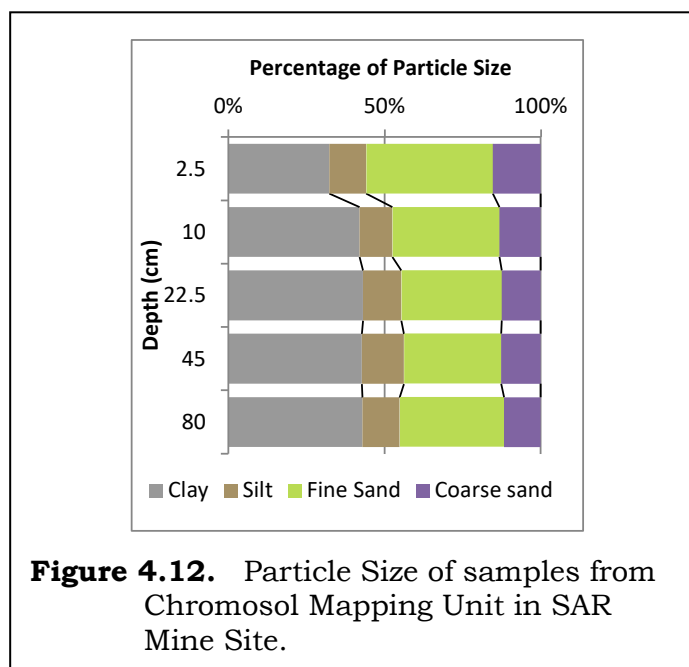


Figure 4.12. Particle Size of samples from Chromosol Mapping Unit in SAR Mine Site.

Aggregate stability in the Gilgai Soil Mapping Units followed a similar depth pattern in the 0 to 30 cm layers of increasing dispersion as the Chromosol and Sodosol Soil Mapping Units (Figure 4.13). However, the proportion of samples that spontaneously dispersed decreased in the 30 to 100 cm layers. Lower

dispersion in the deeper layers in this soil is most likely associated with flocculation associated with salinity.

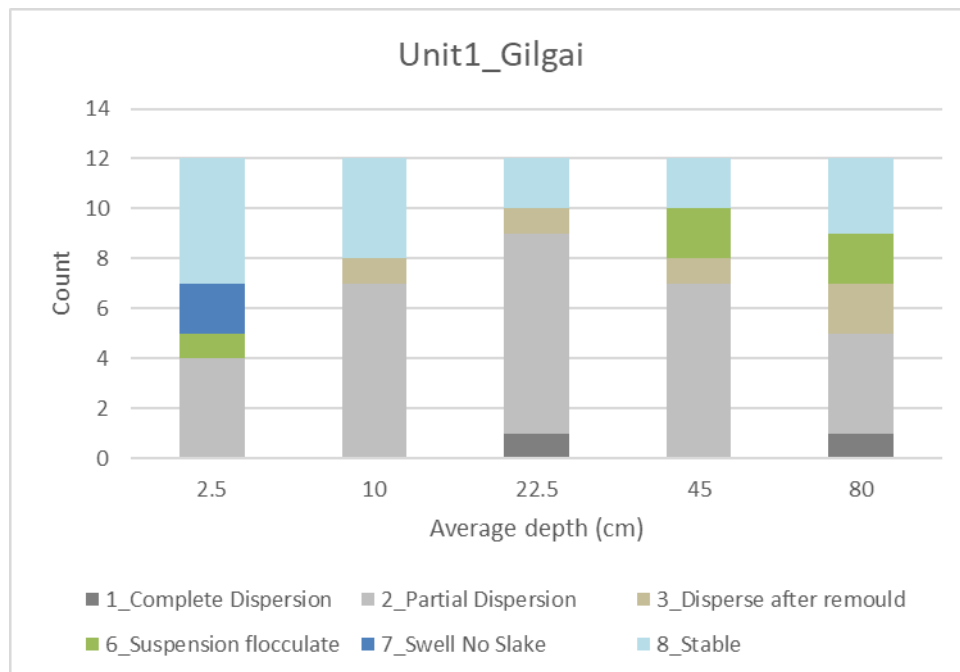


Figure 4.13. Soil stability from Emerson Aggregate Test on samples from Gilgai Soil Mapping Unit in SAR Mine Site.



The Gilgai Soil Mapping Unit has soil that is potentially productive, but this is constrained by poor drainage and elevated salinity, which limit agricultural productivity on this soil.

4.2.5. Lithosol (2 detailed sites and 1 observation over 41 ha).

The Lithosol Soil Mapping Unit occurs in the upper slope around rises formed by rock outcrops.



Representative Soil Test Pit Profile Description: Lithosol Soil Mapping Unit

Soil Test Pit: MT108	
	
Soil Test Pit MT108	Landscape view, soil test pit MT108
Australian Soil Classification Order	Tenosol (2)
Australian Soil Classification Sub-order	Red-Orthic (1), Brown-Orthic (1)
Representative Soil Test Pits	MT108, MT116
Observation site	MT123
Topsoil Depth	23 cm (standard deviation 11 cm)
Drainage	Well drained
Erodibility Factor	Not assessed
Stripping Suitability Depth	Not assessed. No disturbance planned

Soil Sampled in the Lithosol Soil Mapping Unit was slightly acidic with low salinity and low cation exchange capacity (Figure 4.14). The cation ratios had less calcium and more magnesium than desired, while exchangeable aluminium was high enough to limit the growth of sensitive species.

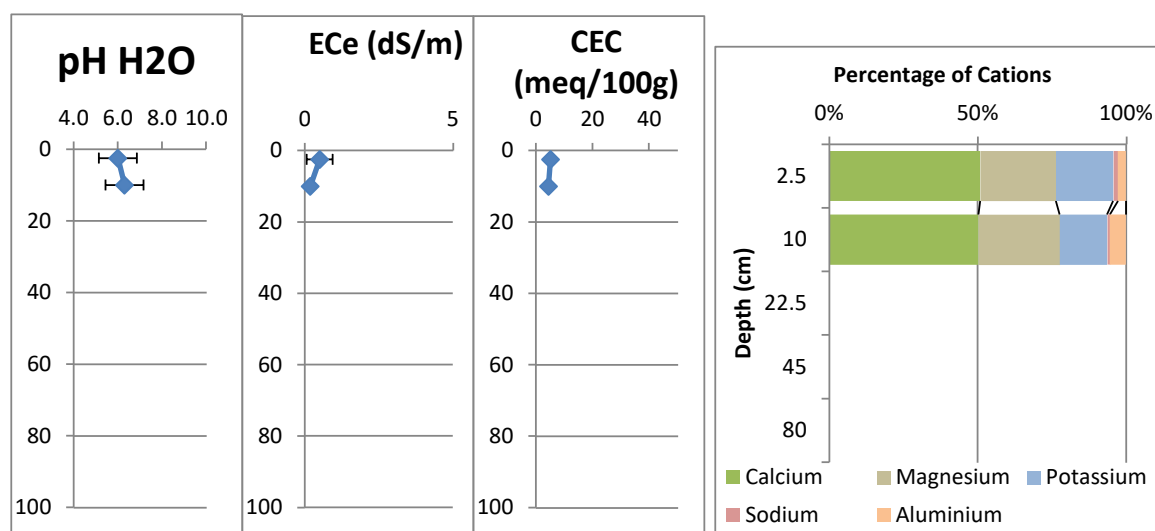


Figure 4.14. Summary of chemical properties in Lithosol Soil Mapping Unit in SAR Mine Site.

The Lithosol Soil Mapping Unit had moderate levels of organic carbon and macronutrients except sulphur. Topsoil organic carbon was 1.2%, (s.d. 0.6%), nitrate N was 16.3 mg/kg, (s.d. 13.8), available P was 19 mg/kg (s.d. 12) and sulphate sulphur was 9.9 mg/kg (s.d. 1.4).

The micronutrient of zinc was deficient while the remaining nutrients tested were present at adequate levels. Micronutrient levels were: Zinc 0.5 mg/kg, (s.d. 0.3), Copper 1.1 mg/kg, (s.d. 0.3), Manganese 79.5 mg/kg (s.d. 71.4) Iron 23.2 mg/kg (s.d. 20.9), and Boron 0.5 mg/kg (s.d. 0.1).

Aggregates from the Lithosol Soil Mapping Unit were relatively stable (Figure 4.15), which is consistent with soil properties observed in the field.

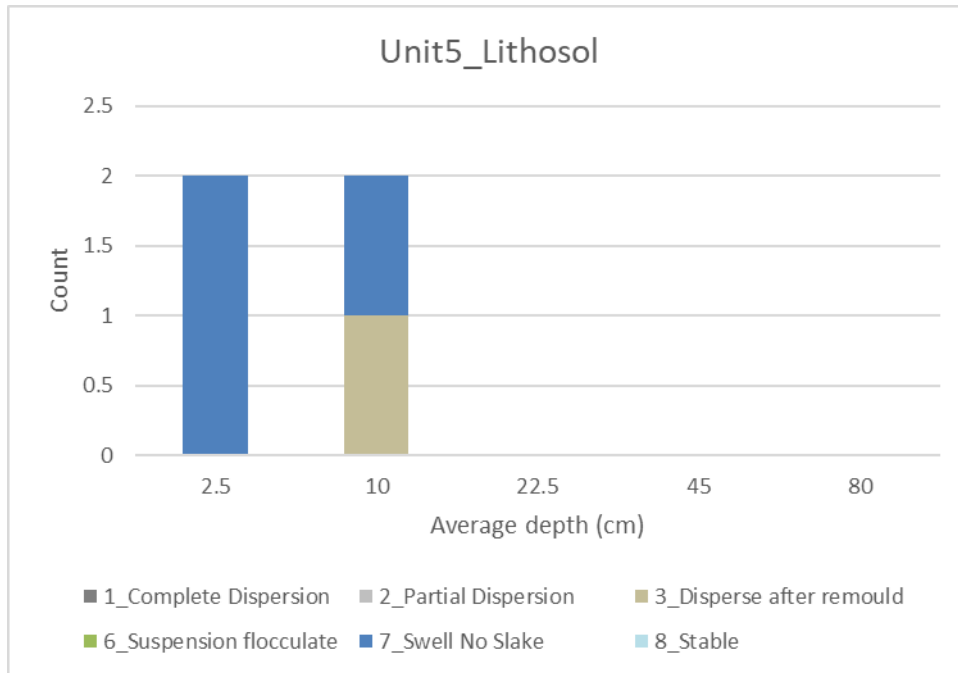


Figure 4.15. Soil stability from Emerson Aggregate Test on samples from Lithosol Soil Mapping Unit in SAR Mine Site.

The Lithosol Soil Mapping Unit has soil that is similar to the other units mapped, but is shallow, so stores less water, and would be expected to be less productive than other units.

4.2.6. Disturbed (1 detailed site over 13 ha).

The Disturbed Soil Mapping Unit is in a clearly defined area that is fenced from surrounding agricultural and public land.

Representative Soil Test Pit Profile Description: Disturbed Soil Mapping Unit.

Soil Test Pit: MT050	
	
Soil Test Pit MT050	Landscape view, soil test pit MT050
Australian Soil Classification Order	Anthroposol (1)
Australian Soil Classification Sub-order	Cumulic (1)
Representative Soil Test Pits	MT050
Topsoil Depth	Topsoil not developed
Drainage	Well drained
Erodibility Factor	Not Assessed
Stripping Suitability Depth	Not assessed. No disturbance planned

The pH profile of the Disturbed Soil Mapping Unit was strongly alkaline while the soil was also saline (Figure 4.16). The Cation Exchange Capacity was desirably high, and the cation ratios were dominated by calcium, which is desirable.

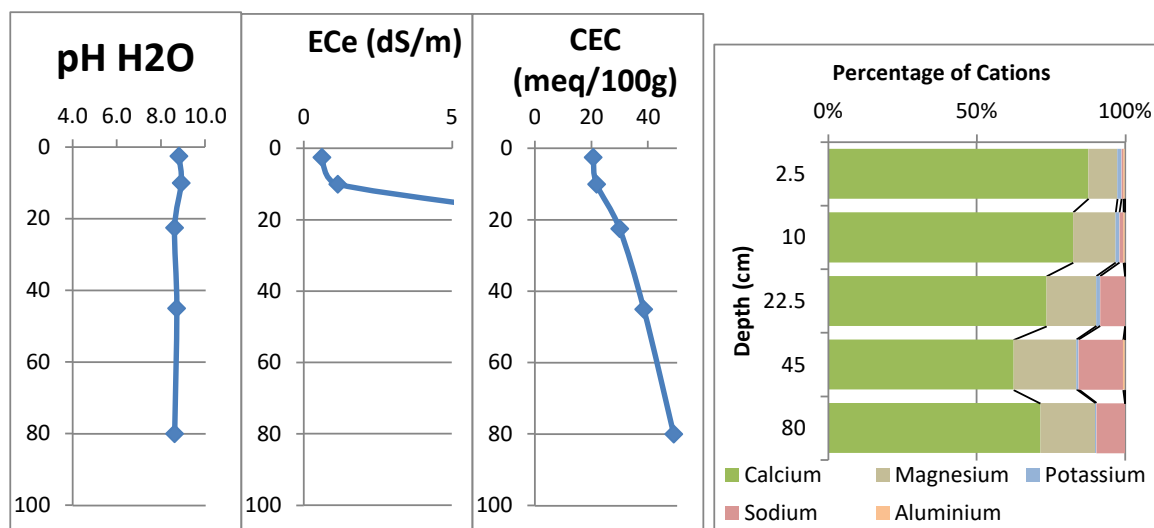


Figure 4.16. Summary of chemical properties in Disturbed Soil Mapping Unit in SAR Mine Site.

The distributed soil had a moderate level of organic carbon, but was deficient in macronutrients. Topsoil organic carbon was 1.1%, nitrate N was 3.6 mg/kg, available P was 9 mg/kg and sulphate sulphur was 13 mg/kg.

Micronutrients were present at adequate levels. Micronutrient levels were: Zinc 5.7 mg/kg, Copper 4.1 mg/kg, Manganese 54 mg/kg, Iron 4.4 mg/kg, and Boron 0.5 mg/kg.

All samples from the Disturbed Soil Mapping Unit flocculated from a soil – water suspension.

The Disturbed Soil Mapping Unit had saline, alkaline soil that was deficient in macronutrients but had adequate levels of micronutrients.

5. SOIL ASSESSMENT ACCORDING TO BIOPHYSICAL STRATEGIC AGRICULTURAL LAND PROTOCOL

A soil assessment was done in accordance with the Interim Protocol for Site Verification and Mapping of Biophysical Strategic Agricultural Land protocol (OEH and OAFS, 2013) over the Gateway Certificate Application Area in Figure 1.2 and Figure 4.1 plus a 100 m buffer where required to give a total of 1,010 ha which was described as a BSAL Assessment Area. This assessment found that 385 ha or 38% of the BSAL Assessment Area satisfied the BSAL criteria (SSM 2020a). The area that satisfied the BSAL criteria coincided with land mapped as Chromosol and Andesite Chromosol Soil Mapping Units in Figure 4.1.

6. ACID SULFATE SOIL ASSESSMENT

NSW OEH Acid Sulfate Soil Risk Map (Figure 8) indicates that the nearest site with a high probability of occurrence of Acid Sulfate Soil is further than 250 km from the Project Area (Figure 6.1).

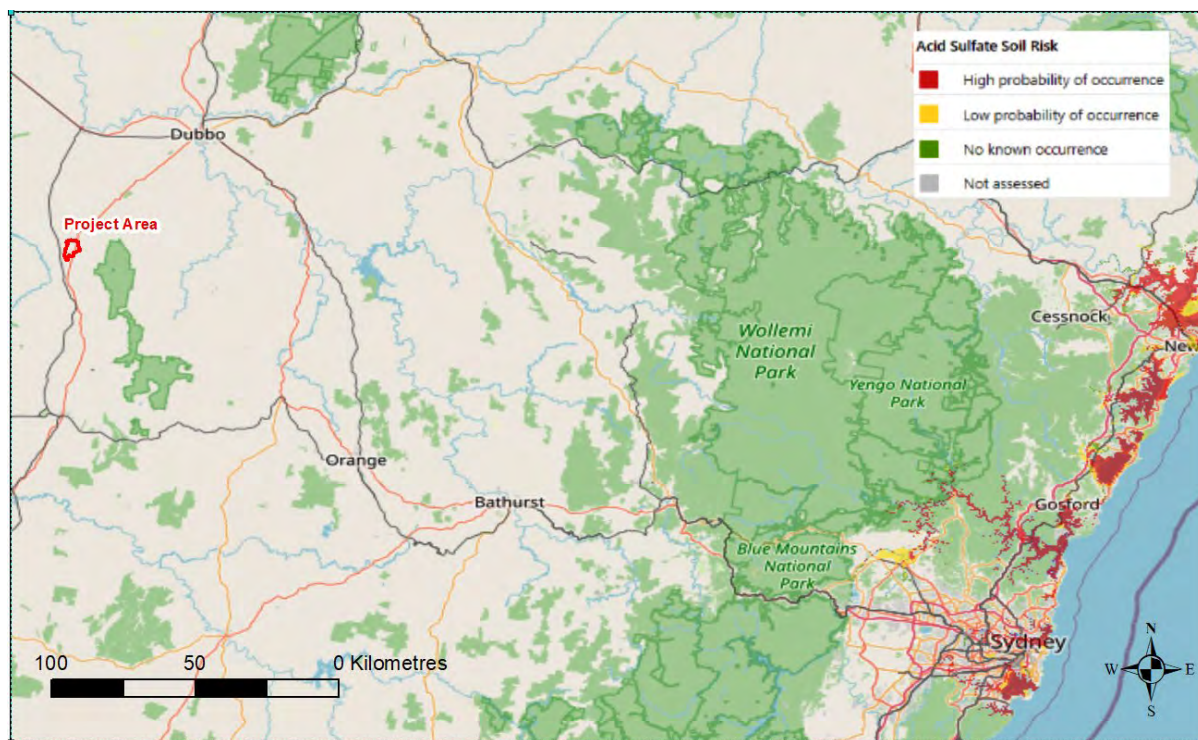


Figure 6.1. Location of Project Area in relation to NSW OEH Acid Sulfate Soil Risk. (Acid Sulfate Soil Risk downloaded from https://geo.seed.nsw.gov.au/Public_Viewier on 6/8/2021.)

7. LAND AND SOIL CAPABILITY ASSESSMENT

7.1. LAND AND SOIL CAPABILITY ASSESMENT PROCESS

The LSC assessment classifies land into one of eight land and soil capability classes. These classes give an indication of the intensity of use the land can withstand without suffering land and soil degradation (Table 7.1).

Table 7.1. Land and Soil Capability Classes – general definitions (OEH, 2012).

LSC class	Description
Land capable of wide variety of uses (cropping, grazing, horticulture, forestry, nature conservation).	
1	Extremely high capability land: Land has no limitations. No special land management practices required. Land capable of all rural uses and land management practices.
2	Very high capability land: Land has slight limitations. These can be managed by readily available, easily implemented management practices. Land is capable of most land uses and land management practices, including intensive cropping with cultivation.
3	High capability land. Land has moderate limitations and is capable of sustaining high-impact land uses, such as cropping with cultivation, using more intensive readily available and widely accepted management practices. However, careful management of limitations is required for cropping and intensive grazing to avoid land and environmental limitations.
Land capable of a variety of land uses (cropping with restricted cultivation, pasture cropping, grazing, some horticulture, forestry, nature conservation).	
4	Moderate land capability land: Land has moderate to high limitations for high-impact land uses. Will restrict land management options for regular high-impact land uses such as cropping, high-intensity grazing and horticulture. These limitations can only be managed by specialised management practices with a high level of knowledge, expertise, inputs, investment, and technology.
5	Moderate-low capability land: Land has high limitations for high-impact land uses. Will largely restrict land use to grazing, some horticulture (orchards), forestry and nature conservation. The limitations will need to be carefully managed to prevent long-term degradation.
Land capable of a limited set of land uses (grazing, forestry, nature conservation and some horticulture).	
6	Low capability land: Land has very high limitations for high-impact land uses. Land use restricted to low-impact land uses such as grazing, forestry and nature conservation. Careful management of limitations is required to prevent severe land and environmental degradation.
Land generally incapable of agriculture land use (selective forestry, nature conservation).	
7	Very low capability land: Land has severe limitations that restrict most land uses and generally cannot be overcome. On-site and off-site impacts of land management practices can be extremely severe if limitations not managed. There should be minimal disturbance of native vegetation.
8	Extremely low capability: Limitations are so severe that land is incapable of sustaining any land use apart from nature conservation. There should be no disturbance of native vegetation.

The LSC classes of the SAR Mine Site were assessed in accordance with the land and soil capability assessment scheme – second approximation (OEH 2012).

The LSC assessment scheme is a 2 step process. The first step is to assess the LSC based on each of 8 individual hazards (water erosion, wind erosion, soil structure decline, soil acidification, salinity, waterlogging, shallow soils, and mass movement) at each of the 58 sites assessed. For each of these hazards the area around each site was assigned an LSC class from 1 (least hazard) to 8 (greatest). The final LSC for each site was determined by the highest class assigned to any hazard for that site (Figure 7.1).

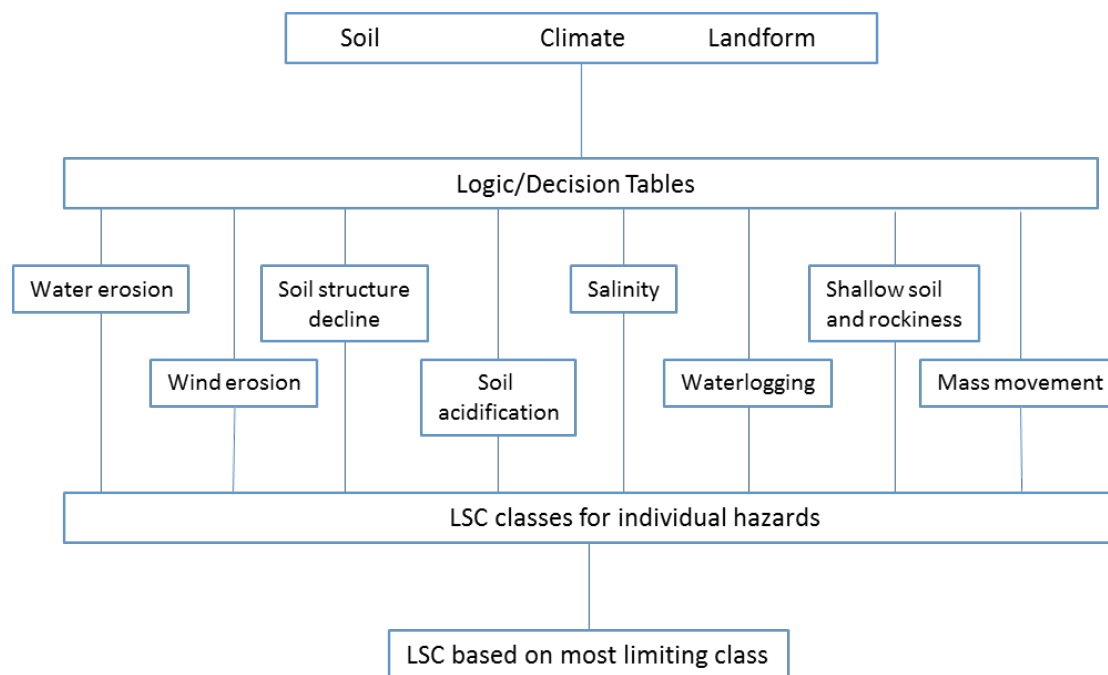


Figure 7.1. Biophysical information used to determine LSC class (from OEH, 2012).

The assessment of LSC classes for the Soil Study Area was based on data collected during the field survey, laboratory analysis of soil samples and is supplemented with information collected during the desktop assessment.

7.1.1. Assessment of Individual Hazards

Methods used to assess each of the hazards are summarized below.

7.1.1.1. Water erosion hazard

Assessment of water erosion hazard is based on slope and a lookup table in OEH (2012). This was applied on 2 scales. The slope calculated from a digital elevation model for each site, and the value input to Table 4 of OEH (2012) to give LSC class of the site described.

7.1.1.2. Wind erosion hazard

Calculation of wind erosion hazard considers average rainfall, wind erosivity, site exposure to prevailing wind and soil erodibility to wind. These factors were combined to determine the wind erosion hazard following Tables 5 and 6 in OEH (2012):

- Soil was divided into 3 erodibility classes based on surface soil texture in the pits described, ranging from low for loam to clay texture, to high for loamy sand.
- Wind erosive power at this locality is moderate (Figure 6, OEH, 2012).
- Site morphology was divided into 3 site exposure classes, ranging from low for sheltered locations to high for hilltops, cols, or saddles.
- The average rainfall of 535 mm (Section 3.5) is associated with sufficient groundcover to reduce with erosion compared to drier areas in Western NSW.

7.1.1.3. Soil structure decline

The soil structural decline hazard is determined by properties of the surface soil. The assessment considers surface soil texture, degree of hardsetting and presence of organic matter (Table 7, OEH, 2012).

Soil texture and relevant soil structure observations were determined at each site.

7.1.1.4. Soil acidification hazard

Acidification hazard is based on a combination of buffering capacity of the soil (surface soil texture), rainfall and pH of the surface soil. Assessment of the acidification hazard is a 3 step process:

- Soil buffering capacity was estimated from field assessed topsoil texture (Table 10, OEH, 2012).
- Surface soil pH_{H2O} was taken from 0 to 15 cm samples analysed in a laboratory.
- Average annual rainfall of 535 mm (Section 3.5) is in the lowest rainfall class used.

These parameters were input to Table 12 (OEH, 2012) to give soil acidification hazard class.

7.1.1.5. Salinity hazard

There are 3 factors in estimating salinity hazard. They are: recharge potential, which is minimal in the low rainfall in the SAR Mine Site; discharge potential, which was assessed from observed vegetation and groundwater levels; and salt store, which was estimated from the subsoil salinity. These factors were input to Table 13 in OEH (2012).

7.1.1.6. Waterlogging hazard

Waterlogging hazard is based on the NCST (2009) drainage classes observed during the field survey. The waterlogging hazard class was based on Table 14 in OEH (2012) with one modification. The modification was that poorly drained sites could be either LSC Class 5 if the site was judged to be not waterlogged most years or LSC Class 6 if it appeared that the site was waterlogged in most years.

7.1.1.7. Shallow soils and rockiness hazard

Shallow soils and rockiness hazard was based on field observations of soil depth and observed rock outcrop. The hazard was determined from Table 15 in OEH (2012).

7.1.1.8. Mass movement hazard

Mass movement hazard was based on existing observed mass movement, slope class and rainfall. The hazard was determined from Table 16 in OEH (2012).

7.1.2. Determine Land and Soil Capability Class

The LSC class was determined by allocating an LSC class to each Soil Type in Map 3. This was based on the LSC class of each of the 58 sites assessed in the SAR Mine Site. The LSC class was calculated for each site as the maximum LSC class of each of the 8 hazards described above. The Land Type LSC class was calculated from the average LSC class of the sites.

Land within road reserves containing the public roads of Newell Highway, McNivens Lane, Kyalite Road and Back Tomingley Road were not allocated an LSC class on the advice of OEH (D. Morand, pers comm.) that LSC is meant to be applicable to agricultural pursuits. Road reserves that have been used as agricultural land were allocated an LSC Class.

7.2. LSC ASSESSMENT RESULTS

The Chromosol, Andesite Chromosol and Sodosol Soil Mapping Units were rated as LSC class 4, while the Gilgai, Lithosol and Disturbed Soil Mapping Units were rated as LSC class 6 (Figure 7.2). This is reflected in current landuse in which the majority of land with LSC class 4 has been cleared, whereas woodland remains on much of the land rated as LSC class 6 (Figure 2.1).

7.2.1. Summary of Individual Hazards

Soil structure decline with a rating of LSC 4 was the hazard that most often limited LSC class (Figure 7.3). The second most limiting hazard was acidification, then was a wide range of limiting hazards that included waterlogging and shallow depth to rock.

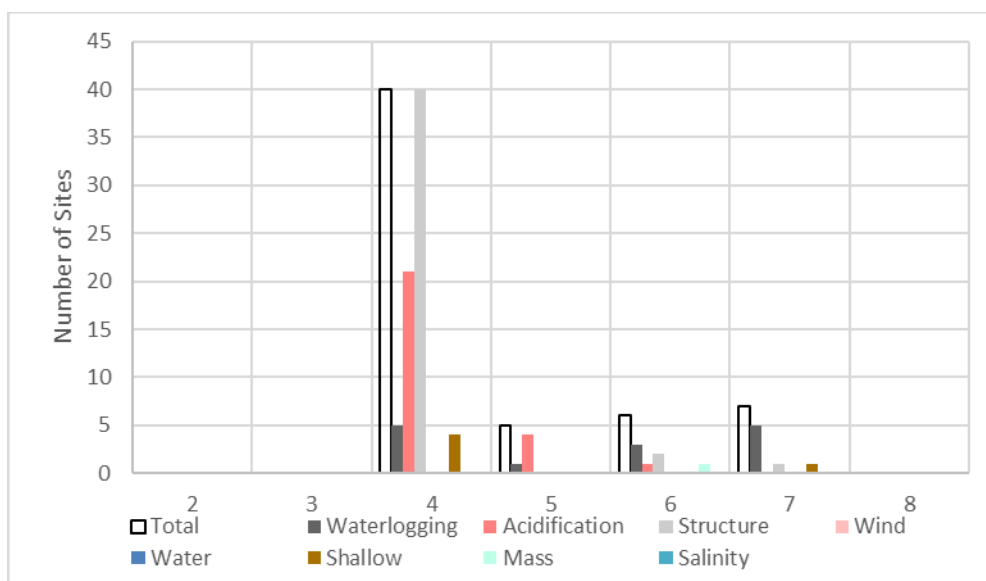


Figure 7.3. Hazard that limits Land and Soil Capability in each LSC class.

7.2.2. Limiting Hazard within Associations

The common hazard of soil structure breakdown (Table 7.2) is consistent with the large proportion of sand and silt in the Chromosol and Sodosol Map Units (Figures 4.3 and 4.7) and moderately high sand in the topsoil of the Andesite Chromosol (Figure 4.5). This relatively coarse particle size also renders the soil susceptible to acidification.

Table 7.2. Average LSC class for each of the 8 hazards assessed for each Land Type in the Soil Study Area. (Grey shading indicates the most limiting hazard.)

Map Unit	Water	Wind	Structure	Acidification	Salinity	Water-logging	Shallow	Mass	LSC
Chromosol	1.4	1.4	4.0	3.7	1.0	2.2	1.1	1.0	4
Andesite Chromosol	1.3	1.0	4.0	2.8	1.0	2.0	1.8	1.0	4
Sodosol	1.5	1.2	3.9	3.9	1.0	2.9	1.5	1.0	4
Gilgai	1.5	1.1	4.9	2.3	1.8	5.8	1.0	1.0	6
Lithosol	2.5	2.5	4.0	3.5	1.0	1.0	5.5	1.0	6
Disturbed	1.0	1.0	4.0	2.0	4.0	1.0	1.0	6.0	6

Water logging was the most limiting in the Gilgai Map Unit. Mass movement from relatively steep slope on the batters of stockpiles was the most limiting hazard in the Disturbed Map Unit. LSC class in the Lithosol Unit was constrained by the depth to rock.

7.3. LSC ASSESSMENT CONCLUSIONS

Land and Soil Capability in the Soil Study Area was restricted to LSC class 4 in the Chromosol and Sodosol Map Units by the susceptibility of the light textured surface soil to breakdown of soil structure. This rating is consistent with historic landuse. The clayey Gilgai Map Unit was constrained to LSC class 6 by poor drainage caused by a combination of capturing surface runoff in the gilgai depressions and slow internal drainage. This Unit has been rarely cultivated because of this limitation. The smaller Lithosol and Disturbed Map Units are also restricted to LSC 6 and used mostly for limited grazing.

8. POTENTIAL IMPACT OF PROJECT ON SOIL RESOURCES

8.1. TYPES OF IMPACTS ON SOIL

The major impacts of the Project can be summarised as excavation of an open cut, waste rock emplacements, soil stockpiles, roads and foundations for buildings and realignment of the Newell Highway, McNivens Lane and Kyalite Road. The potential types of impacts on soil properties, in the absence of mitigating measures, may include:

- **Soil compaction** associated with heavy vehicle and machinery use during soil stripping, stockpiling and resspreading operations.
- **Loss of soil resource** when areas of soil are removed by construction of the open cut, buried under waste rock, or disturbed during construction of infrastructure.
- **Soil sheet erosion** when the stable topsoil is disturbed and when surface drainage is modified by reshaping the land.
- **Soil gully erosion** in drains constructed to divert surface around the proposed mining operations.
- **Soil contamination** from hydrocarbon spills.

The loss of soil resource can be mitigated by creating a new soil profile on existing land, while the soil degradation impacts can be minimised by managing the soil in a way that minimises the degradation. This section focuses on managing soil disturbance as a result of reshaping land during The Project, and will describe components of the soil rehabilitation process of:

- An estimate of the suitability of soil for stripping and use in construction of soil profiles on land disturbed by The Project.
- A description of the location and area of planned disturbance during The Project.
- A summary of the planned soil construction and rehabilitation practises in disturbed land.
- An estimate of the volume of soil available beneath the disturbance footprint and required to construct the planned landform.
- An estimate of the post-Project LSC and the change in LSC associated with the Project.

8.2. SOIL STRIPPING SUITABILITY

8.2.1. Soil Stripping Suitability using Elliot and Veness (1981)

The empirical assessment of stripping suitability indicated that the Andesite Chromosol Soil Mapping Unit contained soil that is well suited for stripping in that the whole profile had soil chemical properties in an acceptable range and moderate resistance to breakdown of structure (Table 8.1). Surface soil at the sites tested was also moderately erodible rather than highly erodible.

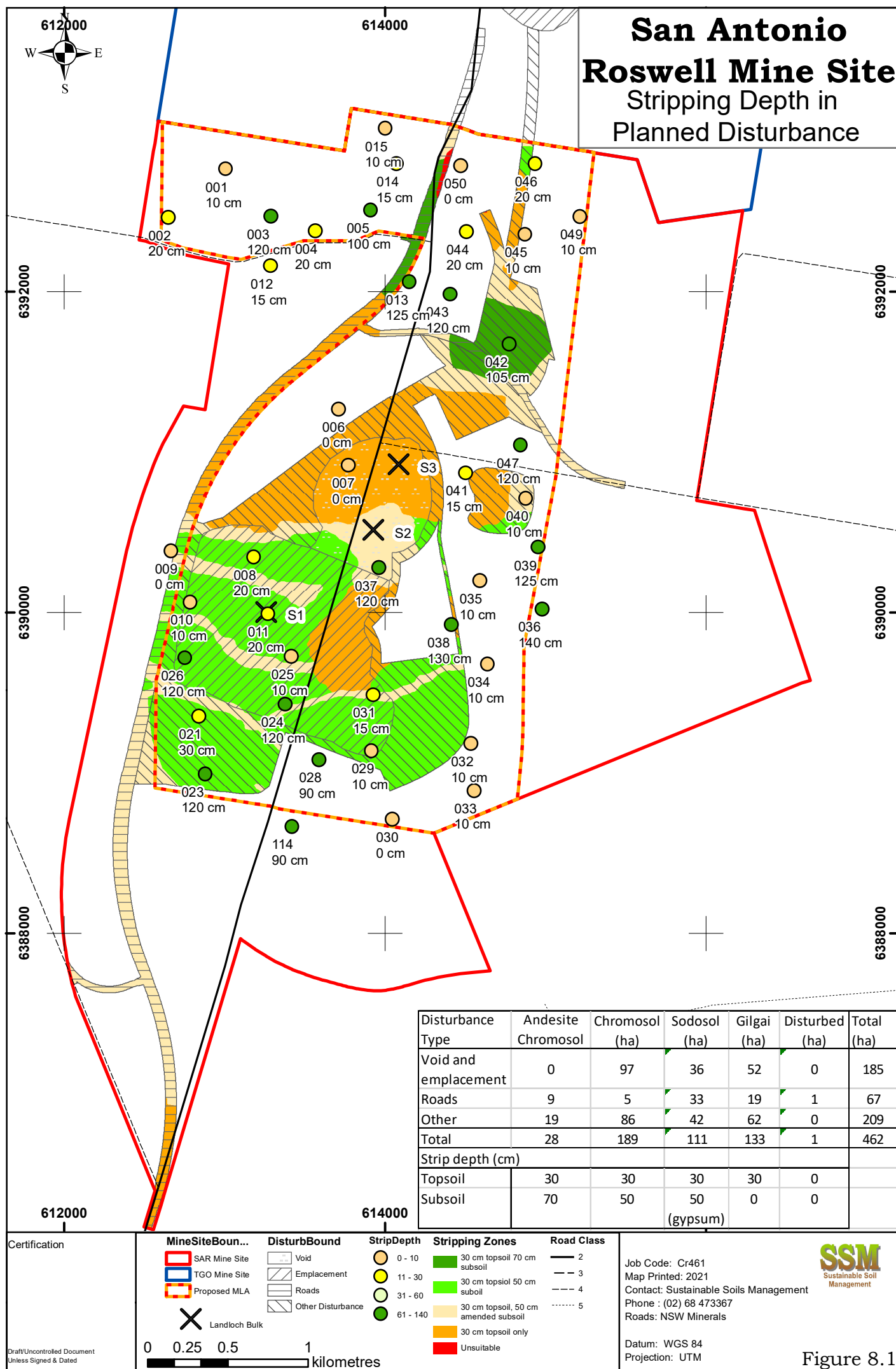
Table 8.1. Depth of soil suitable for use as topsoil during rehabilitation (Stripping Depth) of Soil Mapping Units within Gateway Certificate Application Area using Elliot and Veness (1981) criteria.

Soil Mapping Unit	Average Stripping Depth (cm)	Stripping Depth Range (cm)	Dominant Limitation	Surface Soil Erodibility
Chromosol	55	10 to 140	Unstable soil structure	66% Highly erodible
Andesite Chromosol	113		Bottom of pit	100% Moderately erodible
Sodosol	48	10 to 140	Unstable soil structure	100% Highly erodible
Gilgai Vertosol	31	0 to 130	Alkaline pH	100% Moderately erodible

The remaining 3 Units had a range of depths of soil suitable for use as topsoil during rehabilitation (Table 8.1, Figure, 8.1). Although the average stripping depth of the Chromosol and Sodosol Units was similar (Table 8.1), most Sodosol sites inside the Gateway Certificate Application Area had a thin depth of soil suitable for use as topsoil (Figure 8.1). In contrast, the sites within the Chromosol Unit with a thin layer of soil suitable for use as topsoil were clustered in a strip from the southeastern corner of the Gateway Certificate Application Area to the northwest (Figure 8.1).

Most sites in the Gilgai Unit had a thin layer of soil that is suitable for use as topsoil (Table 8.1, Figure 8.1). The Gilgai Unit also has an uneven soil surface, which would make it difficult to strip a thin layer of soil separately from underlying material.

Chemical properties of the subsoil were such that the surface metre of the Chromosol Unit (Figure 4.2), and the upper 60 to 80 cm of the Sodosol Unit (Figure 4.8) is suitable for use as subsoil during profile reconstruction. The Gilgai Unit is more problematic in that the average soil deeper than 30 cm has ESP greater than 15% and ECe greater than 4 dS/m (Figure 4.11). This soil would require amendment with gypsum to allow its use as subsoil in soil reconstruction.



8.2.2. Erodibility of Bulk Samples

Landloch (2021) tested 3 samples to represent: Chromosol and Sodosol topsoil (combined sites S1 and S2 in Figure 8.1), Chromosol subsoil (S1 in Figure 8.1) and topsoil from Gilgai mound (S3 in Figure 8.1). Landloch (2021) found that the material tested was stable enough to be used in the following situations:

- Erosion was less than 5 t/ha for all 3 samples where gradient is flatter than 2%.
- The Chromosol and Sodosol topsoil was the only soil that was sufficiently resistant to erosion to rehabilitated batter slopes at gradients of 6 to 16.7% and then only if groundcover greater than 70% is achieved before the waste rock emplacement is raised by a further 5 to 10 m.

Laboratory chemical tests found that the Chromosol subsoil sample (ESP 13%) was sodic enough to be classified as a Sodosol. As such, the Landloch (2021) findings for the Chromosol subsoil could be applied to the Sodosol Soil Mapping Unit as the average ESP for 30 to 100 cm in the Sodosol Mapping Unit is 13%.

8.2.3. Recommended Stripping Pattern

The combination of empirical assessment of samples from soil pits based on Elliot and Veness (1981) and field laboratory erosion measurements by Landloch (2021) led to the following recommendations:

- The surface metre of the Andesite Chromosol appears to be suitable for use as topsoil during rehabilitation provided required nutrients and some stabilising organic matter are added.
- Topsoil of Sodosol (0 to 20 cm) and Chromosol (0 to 30 cm) have similar suitability for stripping to the Andesite Chromosol.
- The Andesite Chromosol and topsoil of the Chromosol and Sodosol can be used for batters of the waste rock emplacement provided groundcover greater than 70% is achieved before there is 5 to 10 m elevation of embankment above the groundcover layer.
- Subsoil of the Chromosol from 30 cm to 1 metre can be used as topsoil with minimal amendment.
- Subsoil of the Sodosol from 60 cm to 1 metre would benefit from amendment with gypsum to be used as part of a soil profile.
- Soil in the Gilgai Unit from the surface to 30 cm is less susceptible to erosion than topsoil layers of the Chromosol and Sodosol, but has poor chemical qualities. This material could be used as topsoil with extreme care, and would benefit from amendment with gypsum.
- Soil from deeper than 60 cm in the Gilgai Unit is not a good resource for use during rehabilitation.

8.3. DESCRIPTION OF POTENTIAL IMPACTS

The Project's potential impacts on soil resources are temporary loss of productive land during construction and operation of mine infrastructure, permanent loss of land in the footprint of the open cut, and loss of some land by relocation of the Newell Highway.

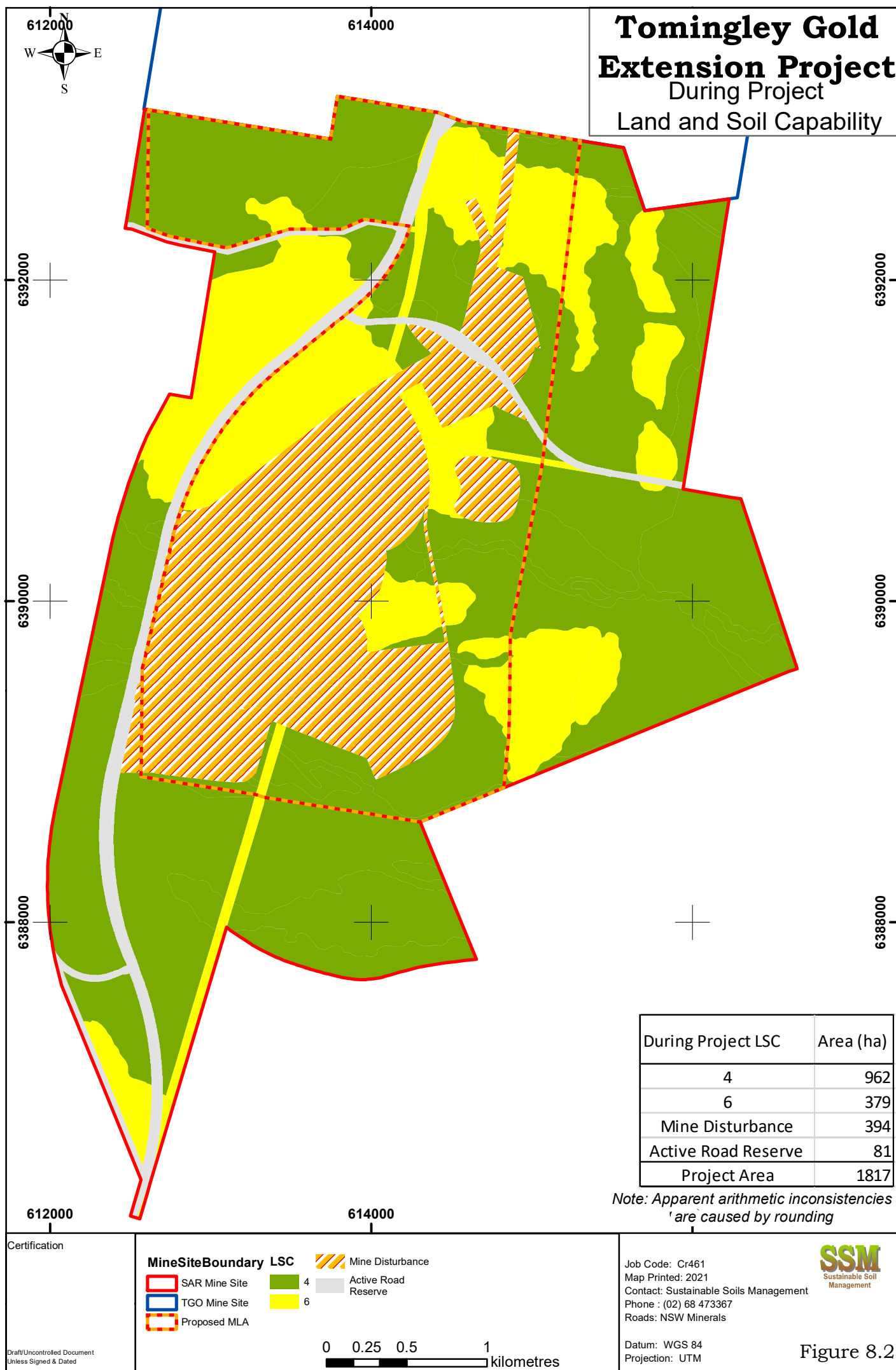
Rehabilitation of disturbed land will require the restoration of a functional soil profile and a landform with slope to drain excess water. The soil profile should supply water, nutrients, aeration, and anchorage for plants, as well as some through drainage of water. Some through drainage is required because no through drainage cause both the soil and plants to suffer waterlogging, while rapid through drainage and associated leaching cause soil acidification.

8.3.1. Disturbance Footprint and LSC During the Project

Disturbance of land during the process will involve construction of a large open cut and backfilling the majority, construction of a large waste rock emplacement, and construction of amenity bunds, topsoil stockpiles roads and other infrastructure (Section 1.2, Figure 1.2). In addition, parts of the Newell Highway, Kyalite Road and Old Tomingley Road will be moved. The footprint of this disturbance is outlined in Figure 8.2.

Parts of the Newell Highway, McNivens Lane and Kyalite Road will be decommissioned but not rehabilitated. The resulting LSC was allocated to LSC Class 6 on the basis that the road footprint within the road reserve has very low capability (LSC 7) since it has been thoroughly compacted and covered with a layer of either asphalt or gravel. On the other hand, much of the remainder of the road reserve has similar capability to neighbouring land, which is predominately LSC 4.

The result is that during the Project, there will be a reduction of 317 ha of LSC Class 4 land and 93 ha of LSC Class 6 land, an increase of 17 ha in the area of Active Road Reserves, and 394 ha in the extent of land disturbed by the Project (Figure 8.2).



8.3.2. Summary of Soil Management during the Project

The first step in the soil management strategy adopted in the Project will be to strip suitable soil from the whole of the Disturbance Area depicted in Figure 8.1. This will include the whole road reserve of the realigned Newell Highway and minor roads (RW Corkery, pers comm., 2021). Soil will be striped according to the depths shown in Figure 8.1. Stripped soil will be stockpiled in 2 classes. Topsoil from Chromosol and Sodosol Soil Mapping Units will be stockpiled separately from the remaining soil. This will be destined for use as topsoil on the waste rock emplacement as recommended by Landloch (2021).

The remaining class will consist of Chromosol subsoil, topsoil from mounds (elevated areas) in Gilgai Soil Mapping Unit, and Chromosol subsoil that has been amended with gypsum at the rate of 2 t gypsum/ha per 10 cm depth. The stripping will result in 984,000 m³ of Chromosol and Sodosol topsoil, 199,500 m³ of Gilgai topsoil, and 1,696,000 m³ of subsoil (Table 8.2).

Table 8.2. Soil stripping depths and volumes.

Soil Mapping Unit	Area to be disturbed (ha)	Recommended Stripping Depth (cm)		Volume to be stripped (m ³)	
		Topsoil	Subsoil	Topsoil	Subsoil
Andesite Chromosol	28	30	70	84,000	196,000
Chromosol	189	30	50	567,000	945,000
Sodosol	111	30	50 ¹	333,000	555,000
Gilgai	133	30 ²	nil	199,500	Nil
Disturbed	1	Nil	Nil	Nil	Nil
			Total	1,183,500	1,696,000
<p><i>Note 1: Sodosol subsoil will require the addition of gypsum at a rate of 2 t/ha for each 10 cm subsoil stripped during stripping operations.</i></p> <p><i>Note 2: Topsoil would only be stripped from the mounds of the Gilgai Soil Mapping Unit, conservatively assumed to be 50% of the available area.</i></p>					

Rehabilitation will be managed as general classes: remaining void, waste rock emplacement, other disturbance areas and decommissioned roads.

The waste rock emplacement will be constructed with a slope of 1H:6V or flatter (Landloch, 2021). A soil layer of 30 cm will be placed on this subgrade and vegetation established as soon as practicable. This will allow the waste rock emplacement to be constructed without berms to capture runoff from bare soil. A key restriction in this process is that ground-cover should be greater than 70% before the waste rock emplacement is raised by more than 10 m. This should result in LSC 6 on the waste rock emplacement (Table 8.3).

Table 8.3. LSC class changes during the Project.

Infrastructure type	Disturbance and Rehabilitation	Estimated post-mining LSC class
Open cut	Construct void	LSC 8. No agricultural use possible
Waste Rock Emplacement	Slopes of man-made landform	LSC 6. Based batter slope between 1:3 and 1:5, and at least 30 cm soil and loosened subgrade.
Other disturbed areas	Topsoil and subsoil stripped and stockpiled during the Project. The remaining surface will be level (consistent slope) to facilitate surface drainage. Land will be rehabilitated by loosening the subgrade then placing at least 20 cm soil with sufficient nutrients to support crops	LSC 4. Based on 20 cm soil placed, surface levelled to minimise waterlogging and loosened subgrade so that it can be explored by roots.
Areas not disturbed by the Project	Manage as cropping and grazing land, which is similar to historic landuse.	LSC should not be changed by Project as land will be subjected to minimal disturbance.
Decommissioned road reserves	Roads will no longer be used for traffic. No soil rehabilitation	LSC 6 based on the existing road footprint being LSC 7 and the remainder of the road reserve having similar capability to adjoining land (i.e., mostly LSC 4).

The other disturbed areas will be land formed to surface shape that avoids ponding, the subgrade loosened, and at least 20 cm soil added with sufficient nutrients to facilitate crop growth. This will require a complete fertiliser as much of the topsoil used in this zone will have been subsoil before the Project.

Decommissioned roads will not be rehabilitated, nor will the remaining mine void.

8.3.3. Estimate of Soil Required for Project Rehabilitation

The total volume of soil required to rehabilitate disturbed land in the SAR Mine Site is approximately 30% of the soil that is available (Table 8.4). This indicated that there will be flexibility in management of the soil resource used for rehabilitation of the Project.

Table 8.4. Estimate of soil required during rehabilitation of SAR Mine Site.

Final Landform Element	Area (ha)	Soil Material	Volume of Soil Available (m ³)	Recommended Minimum Placement Depth (cm)	Volume to be Placed (m ³)	Soil Surplus (m ³)
<i>SAR Waste Rock Emplacement</i>	140 (surface) (136 planar)	Combined Chromosol and Sodosol topsoil	984,200	30	420,700	533,900
All other disturbance	209	Chromosol and Sodosol subsoil	1,696,600	20	418,700	1,278,000
		Gilgai topsoil	199,500	20	0	199,500

An inventory of soil stripped should be prepared and maintained so that, if any significant deficit is identified, additional material can be sourced prior to rehabilitation.

8.3.4. Post Mine Land and Soil Capability

The goal in the Project's rehabilitation plan is to return disturbed land to a condition that is stable, non-polluting, and supports the proposed post mining landuse, which is a mixture of cropping, grazing of improved pasture, and woodland areas.

The predicted LSC class was based on tables in the Land Soil Capability Assessment guidelines (OEH, 2012) and summarised in Table 8.3. The guidelines outlined above were applied to the range of disturbance types to give the outcomes listed in Table 8.3 and depicted in Figure 8.3, which indicate that there will be a reduction of 111 ha in the area of LSC Class 4. This is balanced by increase of 49 ha in LSC 6, 49 ha in LSC 8 and 16 ha of Active Road Reserves (Table 8.5).

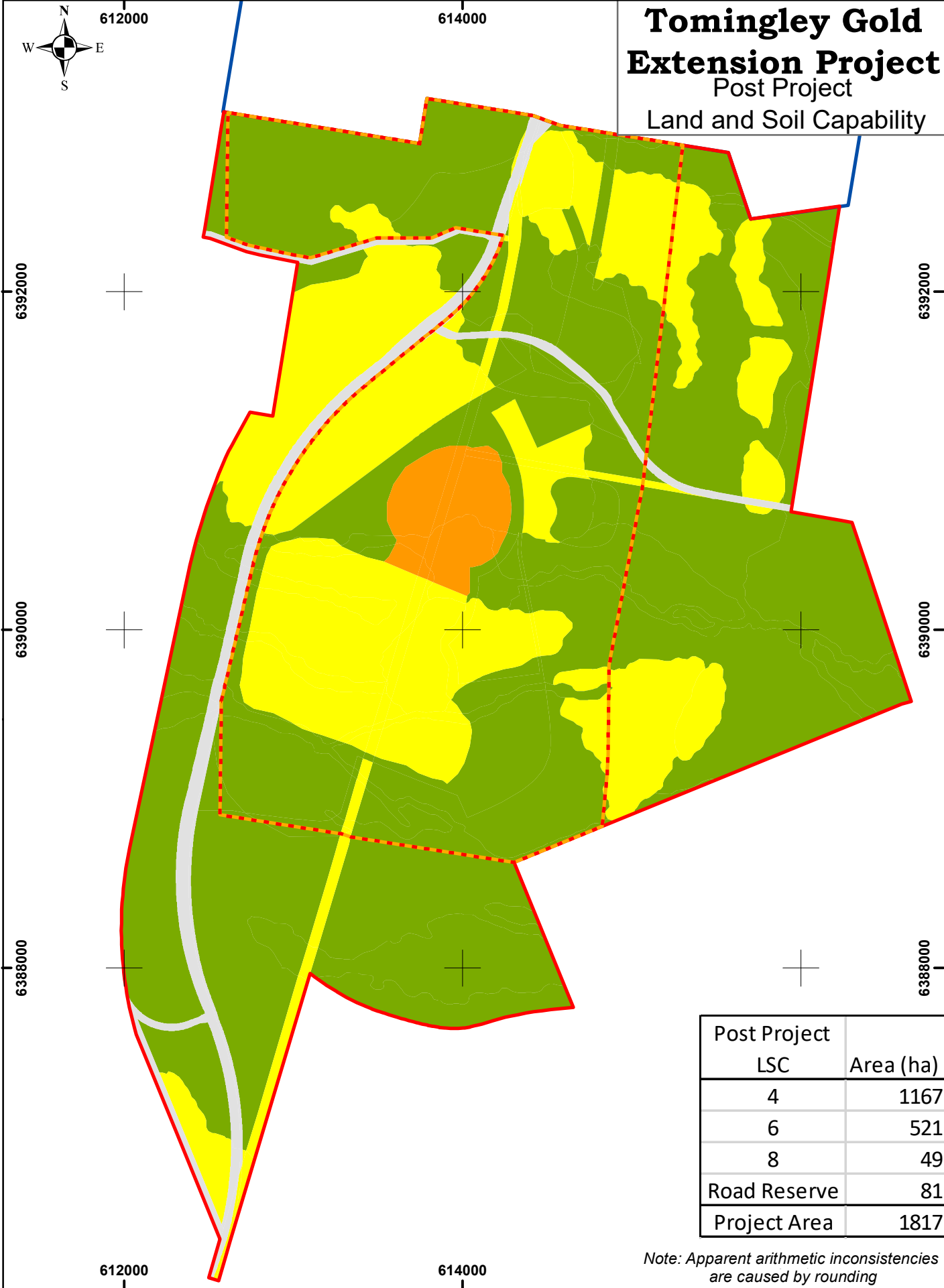
Table 8.5. Change in areas of each Land and Soil Capability class over the life of the Project.

LSC Class	Capability	Pre-mining area (ha)	Post-mining area (ha)	Change (ha)
Land with a wide range of uses (cropping, grazing, horticulture, nature conservation)				
1	Extremely high	0	0	
2	Very high	0	0	
3	High	0	0	
Land with a variety of uses (cropping with restricted cultivation, pasture cropping, grazing, some horticulture, forestry, nature conservation)				
4	Moderate	1,279	1,167	-113
5	Moderate-low	0	0	
Land with a limited range of uses (grazing, forestry, and nature conservation)				
6	Low	472	521	+49
Land generally unable to support agriculture (selective forestry and nature conservation)				
7	Very low	0	0	
8	Extremely low	0	49	+49
	Active Road Reserves	65	81	+16

Part of the Project is filling the void of the Caloma pit in the TGO Mine Site and replacing this with a rehabilitated Waste Rock Emplacement as described in Section 1.2. This will result in a reduction of 42 ha of LSC 8 in the TGO Mine Site and equivalent increase in the area of LSC 6.

Tomingley Gold Extension Project

Post Project
Land and Soil Capability



Post Project LSC	Area (ha)
4	1167
6	521
8	49
Road Reserve	81
Project Area	1817

Note: Apparent arithmetic inconsistencies are caused by rounding

Certification

Draft/Uncontrolled Document
Unless Signed & Dated

MineSiteBoundary 210720Mine_Roa...

SAR Mine Site
 LSC 4

TGO Mine Site
 Active Road Reserve

Proposed MLA

6
 8

0 0.25 0.5 1 kilometres

Job Code: Cr461
 Map Printed: 2021
 Contact: Sustainable Soils Management
 Phone : (02) 68 473367
 Roads: NSW Minerals

Datum: WGS 84
 Projection: UTM



Figure 8.3

9. MANAGEMENT OF DISTURBED SOIL

The goal in the Project's rehabilitation plan is to return disturbed land to a condition that is stable, non-polluting, and supports the proposed post mining landuse, which is a mixture of cropping and grazing. The open cut will be partially backfilled, with the northern portion remaining as a final void, while the waste rock emplacements will be man-made rises. The remaining land will be restored to the existing land shape.

9.1. SOIL MANAGEMENT PRACTISES

9.1.1. Continually Monitor Soil Inventory

Inventory should be updated as stripping and construction proceed.

9.1.2. Prevent Soil Contamination

Hydrocarbon management practises will be implemented to prevent hydrocarbon spills during construction, and spill containment materials will be available to clean up spills if they occur.

Potentially Acid Forming material will be placed in impermeable envelopes in the Waste Rock Emplacement.

Construction material brought on to the site will need to be clean and contaminant and weed free.

9.1.3. Contingency Measures

Although the soil balance in Table 8.4 indicates that there is abundant soil for the planned rehabilitation, shortfalls can still occur. If there is insufficient volume of soil available at the time of rehabilitation, or if the soil has degraded to a greater extent than expected, then the following contingency measures will be implemented:

- Rehabilitation in the Chromosol and Sodosol and Chromosol Soil Mapping Units can be modified by placing a shallower thickness of soil and amending the subsoil by loosening and amending the soil as required.

Although implementation of these contingency measures would enable satisfactory rehabilitation, it is likely that it will take longer for productivity to reach the target levels. It should be noted that achieving the LSC class in Table 8.5 is constrained by having the tabulated depth of soil.

9.1.4. Soil Stripping

The following topsoil stripping and handling techniques should be implemented where practicable to minimise soil deterioration:

- The area to be stripped will be clearly defined on the ground. The target depths of soil to be stripped at each location will be clearly communicated to machinery operators and supervisors.
- A combination of suitable equipment will be used for stripping and placing soil in stockpiles. Machinery circuits will be located to minimise compaction of both undisturbed and stockpiled soil.

- The soil material should be maintained in a slightly moist condition during stripping. Material should not be stripped in either an excessively dry or wet condition.
- All machinery brought onto the site for soil stripping must comply with weed management and biosecurity protocols established for the site.
- Trees present should be cleared and grubbed prior to soil stripping.
- Topsoil and subsoil will be stockpiled separately.
- Handling and rehandling topsoil will be minimised as far as possible.

9.1.5. Soil Stockpiling

The topsoil and subsoil should be stored in a way that minimises compaction of the whole stockpile, and maximises biological activity. The following techniques should be implemented where practicable to achieve these goals:

- Topsoil and subsoil should be stockpiled separately. Where this is not possible, combined topsoil and subsoil stockpiles will be built to the specifications of topsoil stockpiles.
- All soil stockpiles will have batter slope of 1V:4H to limit erosion potential.
- Topsoil stockpiles will be designed and constructed to a depth not greater than 3 m in order to minimise the development of anaerobic conditions and to minimise the deterioration of biota and seed banks.
- Subsoil stockpiles can be 4 m high.
- The surface of soil stockpiles will be left in a rough condition to promote water infiltration rather than runoff. If required, sediment controls will be implemented downslope of stockpiles to capture eroded sediment.
- Overland flow onto and across stockpile sites will be kept to a practical minimum, and not allowed to concentrate to the extent that it causes visible erosion. This will be achieved by placing stockpiles on locally high areas.
- Stockpiles will be seeded with appropriate grasses and forbs to stabilise the surface, limit dust generation, minimise erosion and provide competition for weeds.
- After the stockpiles are established, machinery and vehicles will be excluded from general access. Stockpile locations will be marked on site maps to identify them so that they are protected from disturbance.
- Stockpiles will be surveyed and data recorded about the volumes and soil types present.
- Stockpiles will be monitored for the establishment of weeds and control programmes implemented as required.
- Soil transported by dump trucks may be placed directly into storage. Soil transported by bottom dumping scrapers is best pushed to form stockpiles by other equipment (e.g., bulldozer or excavator) to avoid tracking by the scraper over previously laid soil.

9.1.6. Soil Respreading

The aim of respreading is to construct a layered material with properties that can perform similar functions to the undisturbed soil. Topsoil provides a path for entry of water and air, storage of nutrients and water, and plant support. Subsoil should have continuous pores to allow entry of water and air as well as root growth. Subsoil has a larger role in storage of water than nutrients and is important in supporting plants. The soil should not have large differences between the properties of layers as the discontinuities at these boundaries can slow water movement. The spreading of topsoil and subsoil should be carried out to achieve these aims. The recommended process for spreading of topsoil is as follows:

- A soil balance plan showing the depths and volumes of soil to be spread will be prepared before the soil is spread. The plan will take account of the erodibility of the stockpiled soil, with more erodible soil being placed on flatter areas to minimise the potential for erosion.
- Stockpiled topsoil and subsoil will be tested to determine the required ameliorants.
- The land surface will be reshaped to appropriate landforms, then the resulting surface ripped.
- Ameliorants will be mixed with the soil as it is being spread if required.
- If topsoil and subsoil are stockpiled separately subsoil will be spread in even layers at thickness appropriate for the desired land capability, then topsoil will be spread.
- Soil should be moist to just moist rather than wet or dry when being respread.
- Traffic patterns will be managed to minimise compaction of topsoiled areas.
- Soil will be lightly scarified to encourage rainfall infiltration.
- Pasture or appropriate vegetation types will be seeded as soon as possible after soil is respread.
- Erosion and sediment controls will be implemented where necessary prior to vegetation establishment.

9.2. MONITORING AND REPORTING

The successful rehabilitation of soil in the Soil Study Area will depend on the following key steps:

1. Stripping and stockpiling sufficient soil to provide topsoil and subsoil for the area to be rehabilitated.
2. Maintaining biological activity and adequate aeration in the stockpiled soil.
3. Preparation of the subgrade and construction of the rehabilitated soil profile.
4. Establishment of desired plants on the rehabilitated soil.

All these steps require some degree of monitoring. It is likely that steps 1 and 3 would require the most intensive monitoring, and annual monitoring of vegetation health, groundcover percentage, weed presence, gully erosion presence, soil subsidence and water pooling is recommended.

Monitoring of stripping and stockpiling should ensure that the design depth of topsoil is stripped and that the subsoil is soil, rather than weathered rock. The volumes of topsoil and subsoil should be checked to ensure that there is sufficient soil to enable the planned rehabilitation.

Maintenance of biological activity will require plants to be grown. The species and vigour of plants growing on the stockpiles should be monitored.

The soil stockpiles should be tested before the soil is spread to determine the ameliorants required to construct a fertile soil profile. It is likely that nutrients will be required in the topsoil, and some lime will be required in most soil that is spread.

Achieving the planned LSC class depends on accurate placement of the subsoil and topsoil. Achieving the desired soil thickness will in turn depend on accurate preparation of the subgrade. As such, an accurate survey of the thickness of the soil layer should be conducted.

The success of rehabilitation will be determined by the plant growth in the rehabilitated landscape. This is particularly important in the waste rock emplacements, where ground cover greater than 70% is required to achieve desirably low erosion rates.

10. REFERENCES

Department of Planning and Environment, 2021. Planning Secretary's Environmental Assessment Requirements

Duncan, D., Forbes, B., Murphy, B.W., Welch, A., Wooldridge, A., Grant, S., Taylor, C., and Andersson, K., Unpub. Soil Landscapes of Narromine 1:250,000 Sheet. Prepared for Department of Environment, Climate Change and Water.

Elliot, G.L., and Veness, R.A., 1981. Selection of topdressing material for rehabilitation of disturbed areas in the Hunter Valley. *Journal of Soil Conservation*, NSW. 37:37-40.

Gallant, J.C., Dowling, T.I., Read, A.M., Wilson, N., Tickle, P. and Inskeep, C., 2011. 1 second SRTM Derived Digital Elevation Models User Guide. Geoscience Australia www.ga.gov.au/topographic-mapping/digital-elevation-data.html

Hewitt, A.E., McKenzie, N.J., Grundy, M.J. and Salter, B.K., 2008. Qualitative survey. In: *Guidelines for Surveying Soil and Land Resources*, eds. N.J. McKenzie, M.J. Grundy, R. Webster and A.J. Ringrose-Voase, CSIRO, pp. 285-306.

Isbell, R.F., 2002. *The Australian Soil Classification. Revised Edition.* CSIRO Publishing, Australia. 144 pp.

Landcom., 2004. *Managing Urban Stormwater: Soils and Construction.* NSW Government. 555 pp.

Landloch, 2021. *Tomingley Gold Extension Project: Landform Design – Erodibility Testing and Modelling Report.* Unpublished Report prepared for RW Corkery and Co Pty Ltd. 37 pp. + App.

McKenzie, D.C. (ed.) 1998. *SOILpak* (3rd ed.). NSW Agriculture, Orange.

National Committee on Soil and Terrain, 2009. *Australian Soil and Land Survey Field Handbook*, 3rd ed. CSIRO, Melbourne. 246 pp.

NSW Minerals Council., 2007. *Rehabilitation by Design; Practice Notes.* NSW Minerals Council, Sydney. 115 pp.

Office of Environment and Heritage, 2012. *The land and soil capability assessment scheme – second approximation.* Office of Environment and Heritage, Sydney. 50 pp.

Office of Environment and Heritage and Office of Agricultural Sustainability & Food Security. 2013. *Interim protocol for site verification and mapping of biophysical agricultural land.* NSW Government. 32 pp.

Peel, M.C., Finlayson, B.L., and McMahon, T.A., 2007. Updated world map of the Koeppen-Geiger climate classification. *Hydrology and Earth System Sciences*. 11:1633-1644.

- Rayment, G.E., and Lyons, D.J., 2010. Soil Chemical Methods – Australasia. CSIRO, Melbourne. 520 pp
- Roach, I.C., 2007. Tomingley 1:25,000 Regolith-Landforms Map, central western New South Wales. CRC LEME Open File Report 233. 31 pp.
- Rosewell, C.J., 1993. A Technical Manual for SOILOSS: A program to assist in the selection of management practices to reduce erosion. Soil Conservation Service of NSW, Sydney. 92 pp.
- RW Corkery and Co, 2020. Tomingley Gold Mine Modification Report Project Approval No. 09_0155 Modification 5. Viewed at: https://majorprojects.planningportal.nsw.gov.au/prweb/PRRestService/mp/01/getContent?AttachRef=MP09_0155-MOD-5%2120201209T094303.621%20GMT on 2/3/21.
- Schoknecht, N., Wilson, P.R., and Heiner, I., 2008. Survey specification and planning. In: Guidelines for Surveying Soil and Land Resources, eds. N.J. McKenzie, M.J. Grundy, R. Webster and A.J. Ringrose-Voase, CSIRO, pp.205-223.
- Shaw, R.J., 1999. Soil salinity - Electrical conductivity and chloride. In “Soil Analysis: An Interpretation Manual”, Eds. K.I. Peverill, L.A. Sparrow, and D.J. Reuter. CSIRO, Melbourne. pp. 129-145.
- Sustainable Soils Management, 2020a. Modification 5 Application; Documentation Supporting an Application for a Gateway Certificate. Viewed at: <https://majorprojects.planningportal.nsw.gov.au/prweb/PRRestService/mp/01/getContent?AttachRef=SVC-10702346%2120201112T014327.286%20GMT> on 2/3/21.
- Sustainable Soils Management, 2020b. Tomingley Gold Extension Project; Documentation Supporting an Application for a Gateway Certificate. Unpublished Report for RW Corkery.
- Wischmeier, W.H., and Smith, D.D., 1978. Predicting Rainfall Erosion Losses - A Guide to Conservation Planning. US Dept Ag. (USDA) Handbook No. 537, US Government Printing Office, Washington DC, USA.
- Yang, X., 2015. Digital mapping of RUSLE slope length and steepness factor across New South Wales, Australia. Soil Research, 53: 216-225.

11. LIMITATIONS

The investigations described in this report identified actual conditions only at those locations where sampling occurred. This data has been interpreted and an opinion given regarding the overall physical and chemical conditions at the site.

Although the information in this report has been used to interpret conditions at the site, actual conditions may vary from those inferred, especially between sampling locations. Consequently, this report should be read with the understanding that it is a professional interpretation of conditions at the site based on a set of data. Although the data were considered representative of the site they cannot fully define the conditions across the site.

APPENDIX I:
Logs of Soil Description.

Tomingley Gold Extension Project for Alkane Resources

Detailed pit MT001 Hypocalcic Mesonatric Red Sodosol

Excavated on: **21/07/2020** Logged by: Dr Robert Banks 613007m E, 6392763m N, (WGS84), 263.1m AHD

Landscape Properties

Landform Element: **plain**

Vegetation Community:

Growth Form:

Site Disturbance: **occasional cultivation**

Land Use: **improved pasture**

Surface Condition Wet: **soft**

Groundcover: **85%**

Dry: **hard set**

Topography

Slope: **1%** Flat Aspect

Site Morphology: **flat**

Slope Morphology: **Minimal**

Microrelief: **none** Depth: Extent:

Rock Outcrop:

DEPTH (centimetres)	Horizon	GRAPHIC LOG	PROFILE DESCRIPTION	Field pH	Proportion Coarse Fragments 0 0.5 1	Proportion Concretions 0 0.5 1	Lab ECe (dS/m)	SAMPLE
	A1		Dark reddish brown silty clay loam with massive grade of structure and earthy . Moist. Clear boundary to:	5.5			0.2	
	A2		Reddish brown silty clay loam with massive grade of structure and earthy . Moist. Clear boundary to:	5.5			0.2	
							0.1	
50	B1		Reddish brown light medium clay with strong grade of angular blocky structure and smooth-faced 1.5 cm peds, breaking to polyhedral peds of 0.7 cm. Moderately moist. Clear boundary to:	6.5			0.4	
100	C		Red sandy loam with massive grade of structure and earthy . Soil had 15% faint, unspecified mottles. Slight effervescence to 1 Molar HCl. Dry.	8.5			1.6	
			COMMENTS: 0 Bottom of hole at 120					

Lithology

Substrate: **alluvium**

Base of Observations:

layer **continues**

Rootzone: **60cm**

Moderately well drained

Moderately permeable



Sustainable Soils Management
5 Lawson St
Warren, NSW, 2824
+61 2 68473367
Fax: +61 2 68473401



Tomingley Gold Extension Project for Alkane Resources

Detailed pit MT002 Eutrophic Subnatric Red Sodosol

Excavated on: **21/07/2020** Logged by: Dr Robert Banks 612653m E, 6392463m N, (WGS84), 261.9m AHD

Landscape Properties

Landform Element: **plain**

Vegetation Community:

Growth Form:

Site Disturbance: **occasional cultivation**

Land Use: **improved pasture**

Surface Condition Wet: **firm**

Groundcover: %

Dry: **hard set**

Topography






Slope: **1%** Flat Aspect

Site Morphology: **flat**

Slope Morphology: **Minimal**

Microrelief: **none** Depth: Extent:

Rock Outcrop:

DEPTH (centimetres)	Horizon	GRAPHIC LOG	PROFILE DESCRIPTION	Field pH	Proportion Coarse Fragments 0.5 1	Proportion Concretions 0 0.5 1	Lab ECe (dS/m)	SAMPLE
	A1		Dark reddish brown clay loam with massive grade of structure and earthy . Moderately moist. Sharp boundary to:	6.5			1.4	
	A2		Dark reddish brown silty clay loam with massive grade of structure and earthy . Moderately moist. Sharp boundary to:	6.5			1.3	
	B2		Dark red medium heavy clay with strong grade of angular blocky structure and smooth-faced 1.5 cm peds. Moderately moist. Gradual boundary to:	6.5			0.4	
50	BC		Dark reddish brown medium heavy clay with moderate grade of angular blocky structure and smooth-faced 2.5 cm peds. Dry. Gradual boundary to:	6.5			0.2	
	C		Reddish brown clayey sand with massive grade of structure and earthy . Very few (<2%), substrate fine gravel (2-6mm). Dry.	6.5			0.2	
100								
			COMMENTS: 0					

Lithology

Substrate: **alluvium**

Base of Observations:

soil continues


Rootzone: **80cm**

Moderately well drained

Moderately permeable



Sustainable Soils Management
5 Lawson St
Warren, NSW, 2824
+61 2 68473367
Fax: +61 2 68473401



Tomingley Gold Extension Project for Alkane Resources

Detailed pit MT003 Haplic Eutrophic Red Chromosol

Excavated on: **21/07/2020** Logged by: Dr Robert Banks 613290m E, 6392469m N, (WGS84), 263.6m AHD

Landscape Properties

Landform Element: **plain**

Vegetation Community:

Growth Form:

Site Disturbance: **occasional cultivation**

Land Use: **improved pasture**

Surface Condition Wet: **firm**

Groundcover: **70%**

Dry: **hard set**

Topography






Slope: **1%** Flat Aspect

Site Morphology: **flat**

Slope Morphology: **Minimal**

Microrelief: **none** Depth: Extent:

Rock Outcrop:

DEPTH (centimetres)	Horizon	GRAPHIC LOG	PROFILE DESCRIPTION	Field pH	Proportion Coarse Fragments 0 0.5 1	Proportion Concretions 0 0.5 1	Lab ECe (dS/m)	SAMPLE
	A1		Dark reddish brown clay loam with massive grade of structure and earthy . Moderately moist. Abrupt boundary to:	6			0.2	
	B1		Reddish brown medium heavy clay with strong grade of angular blocky structure and smooth-faced 1.5 cm peds. Moderately moist. Clear boundary to:	5.5			0.1	
50	B2		Dark red light medium clay with strong grade of angular blocky structure and smooth-faced 2.5 cm peds. Moderately moist. Gradual boundary to:	6			0.1	
100	BC		Reddish brown sandy clay loam with strong grade of angular blocky structure and smooth-faced 2.5 cm peds. Few (2-10%), medium (2-6mm), weak, calcareous root linings. Soil had 7% distinct, dark, unspecified mottles. Slight effervescence to 1 Molar HCl. Dry. Clear boundary to:	6			0.3	
	C		Reddish brown clayey sand with massive grade of structure and earthy . Few (2-10%), coarse (6-20mm), , calcareous nodules. High effervescence to 1 Molar HCl. Dry.	9				
			COMMENTS: 0					

Lithology

Substrate: **alluvium**

Base of Observations:

soil continues

Rootzone: **80cm**


Moderately well drained

Moderately permeable

Bottom of hole at 140



Sustainable Soils Management
5 Lawson St
Warren, NSW, 2824
+61 2 68473367
Fax: +61 2 68473401



Tomingley Gold Extension Project for Alkane Resources

Detailed pit MT004

Episodic-Epicalcareous Epipedal Red Vertosol

Excavated on: **21/07/2020** Logged by: Dr Robert Banks 613566m E, 6392377m N, (WGS84), 264.7m AHD

Landscape Properties

Landform Element: **plain**

Vegetation Community:

Growth Form:

Site Disturbance: **occasional cultivation**

Land Use: **improved pasture**

Surface Condition Wet: **firm**

Groundcover: %

Dry: **cracked**

Topography

Slope: **1%** Flat Aspect

Site Morphology: **flat**

Slope Morphology: **Minimal**

Microrelief: **gilgai** Depth: **70** Extent: **> 50% area**

Rock Outcrop:

DEPTH (centimetres)	Horizon	GRAPHIC LOG	PROFILE DESCRIPTION	Field pH	Proportion Coarse Fragments 0 0.5 1	Proportion Concretions 0 0.5 1	Lab ECe (dS/m)	SAMPLE
	A1		Dark reddish brown light clay with strong grade of polyhedral structure and smooth-faced 0.5 cm peds. Moderately moist. Gradual boundary to:	6.5			0.5	
	B2		Yellowish red medium clay with strong grade of prismatic structure and smooth-faced 2.5 cm peds. Slight effervescence to 1 Molar HCl. Moist. Gradual boundary to:	8.5			0.2	
50							0.3	
	B2		Brown light medium clay with strong grade of prismatic structure and smooth-faced 2.5 cm peds. Few (2-10%), medium (2-6mm), weak, calcareous soft segregations. Soil had 15% distinct, yellow, unspecified mottles. High effervescence to 1 Molar HCl. Wet. Diffuse boundary to:	9			1	
100								
	B22		Brown light medium clay with strong grade of polyhedral structure and smooth-faced 1 cm peds. Common (10-20%), coarse (6-20mm), weak, calcareous soft segregations. Soil had 15% distinct, grey, unspecified mottles. High effervescence to 1 Molar HCl. Wet.	9				
			COMMENTS: 0 Bottom of hole at 130					

Lithology

Substrate: **alluvium**

Base of Observations:

soil continues

Rootzone: **80cm**

Very poorly drained

Very slowly permeable



Sustainable Soils Management
5 Lawson St
Warren, NSW, 2824
+61 2 68473367
Fax: +61 2 68473401



Tomingley Gold Extension Project for Alkane Resources

Detailed pit MT005 Haplic Hypocalcic Red Chromosol

Excavated on: **21/08/2020** Logged by: Dr Robert Banks 613911m E, 6392508m N, (WGS84), 266.2m AHD

Landscape Properties

Landform Element: **plain**

Vegetation Community:

Growth Form:

Site Disturbance: **occasional cultivation**

Land Use: **improved pasture**

Surface Condition Wet: **firm**

Groundcover: **90%**

Dry: **hard set**

Topography





Slope: **1%** Flat Aspect

Site Morphology: **flat**

Slope Morphology: **Minimal**

Microrelief: **none** Depth: Extent:

Rock Outcrop:

DEPTH (centimetres)	Horizon	GRAPHIC LOG	PROFILE DESCRIPTION	Field pH	Proportion Coarse Fragments 0 0.5 1	Proportion Concretions 0 0.5 1	Lab ECe (dS/m)	SAMPLE
	A1		Dark reddish brown silty clay loam with massive grade of structure and earthy . Moist. Abrupt boundary to:	6			0.3	
	B1		Red medium clay with strong grade of angular blocky structure and smooth-faced 1.5 cm peds. Moist. Gradual boundary to:	6			0.1	
50							0.1	
	B2		Red medium clay with strong grade of angular blocky structure and smooth-faced 2.5 cm peds. Moist. Gradual boundary to:	7.5			0.2	
100	B22		Reddish brown medium heavy clay with strong grade of prismatic structure and smooth-faced 2.5 cm peds. Few (2-10%), very coarse (20-60mm), weak, calcareous soft segregations. Slight effervescence to 1 Molar HCl. Dry.	8.5				
			COMMENTS: 0					

Lithology

Substrate: **alluvium**

Base of Observations:

soil continues


Rootzone: **130cm**

Moderately well drained

Moderately permeable



Sustainable Soils Management
5 Lawson St
Warren, NSW, 2824
+61 2 68473367
Fax: +61 2 68473401



Tomingley Gold Extension Project for Alkane Resources
Detailed pit MT006 Episodic-Epicalcareous Epipedal Grey Vertosol

Excavated on: **21/07/2020** Logged by: Dr Robert Banks 613713m E, 6391268m N, (WGS84), 265.9m AHD

Landscape Properties

Landform Element: **plain**

Vegetation Community:

Growth Form:

Site Disturbance: **occasional cultivation**

Land Use: **improved pasture** Groundcover: **60%**

Surface Condition Wet: **firm** Dry: **cracked**

Topography

Slope: **3%** Southern Aspect

Site Morphology: **open depression**

Slope Morphology: **Minimal**

Microrelief: **gilgai** Depth: **70** Extent: **> 50% area**

Rock Outcrop:

DEPTH (centimetres)	Horizon	GRAPHIC LOG	PROFILE DESCRIPTION	Field pH	Proportion Coarse Fragments 0 0.5 1	Proportion Concretions 0 0.5 1	Lab ECe (dS/m)	SAMPLE
	A		Dark yellowish brown medium heavy clay with strong grade of polyhedral structure and smooth-faced 0.5 cm peds. Common (10-20%), parent material fine gravel (2-6mm). Soil had 7% faint, unspecified mottles. Wet. Abrupt boundary to:	8.5			0.8	
	A1		Brown heavy clay with strong grade of prismatic structure and smooth-faced 1.5 cm peds. Few (2-10%), parent material fine gravel (2-6mm). Few (2-10%), coarse (6-20mm), , calcareous soft segregations. Slight effervescence to 1 Molar HCl. Moist. Clear boundary to:	9			2.1	
50	B2		Greyish brown heavy clay with strong grade of prismatic structure and smooth-faced 2.5 cm peds. Dry. Gradual boundary to:	9			1.9	
							2	
100	B22		Light brownish grey heavy clay with strong grade of prismatic structure and smooth-faced 5.5 cm peds. Common (10-20%), very coarse (20-60mm), , calcareous soft segregations. High effervescence to 1 Molar HCl. Dry.	9			4.2	
			COMMENTS: 0					

Lithology

Substrate: **alluvium**

Base of Observations:

soil continues

Rootzone: **130cm**

Very poorly drained

Very slowly permeable

Bottom of hole at 140



Sustainable Soils Management
 5 Lawson St
 Warren, NSW, 2824
 +61 2 68473367
 Fax: +61 2 68473401



Tomingley Gold Extension Project for Alkane Resources
Detailed pit MT007 Episodic-Epicalcareous Epipedal Grey Vertosol

Excavated on: **21/08/2020** Logged by: Dr Robert Banks 613772m E, 6390919m N, (WGS84), 266.7m AHD

Landscape Properties

Landform Element: **plain**

Vegetation Community:

Growth Form:

Site Disturbance: **extensive clearing**

Land Use: **volun./native pasture** Groundcover: **15%**

Surface Condition Wet: **firm**

Dry: **hard set**

Topography

Slope: **0%** Flat Aspect

Site Morphology: **open depression**

Slope Morphology: **Minimal**

Microrelief: **gilgai** Depth: **70** Extent: **> 50% area**

Rock Outcrop:

DEPTH (centimetres)	Horizon	GRAPHIC LOG	PROFILE DESCRIPTION	Field pH	Proportion Coarse Fragments 0 0.5 1	Proportion Concretions 0 0.5 1	Lab ECe (dS/m)	SAMPLE
	A1		Dark yellowish brown medium clay with strong grade of polyhedral structure and smooth-faced 0.7 cm peds. Few (2-10%), parent material fine gravel (2-6mm). Soil had 2% unspecified mottles. Moist. Clear boundary to:	9			0.6	
	B1		Dark greyish brown heavy clay with strong grade of prismatic structure and smooth-faced 2.5 cm peds. Many (20-50%), very coarse (20-60mm), weak, calcareous soft segregations. Soil had 7% distinct, orange, unspecified mottles. High effervescence to 1 Molar HCl. Moderately moist. Gradual boundary to:	9			1.2	
50	B1		Greyish brown heavy clay with strong grade of prismatic structure and smooth-faced 10.5 cm peds. Few (2-10%), coarse (6-20mm), weak, calcareous soft segregations. Soil had 7% faint, gley, unspecified mottles. Slight effervescence to 1 Molar HCl. Dry.	6			5.5	
100							19.4	
							12.7	
			COMMENTS: 0 Bottom of hole at 120					

Lithology

Substrate: **alluvium**

Base of Observations:

layer continues

Rootzone: **50cm**

Very poorly drained

Very slowly permeable



Sustainable Soils Management
 5 Lawson St
 Warren, NSW, 2824
 +61 2 68473367
 Fax: +61 2 68473401



Tomingley Gold Extension Project for Alkane Resources
Detailed pit MT008 Haplic Hypocalcic Red Chromosol

Excavated on: **22/07/2020** Logged by: Dr Robert Banks 613183m E, 6390344m N, (WGS84), 263.4m AHD

Landscape Properties

Landform Element: **plain**

Vegetation Community:

Growth Form:

Site Disturbance: **occasional cultivation**

Land Use: **improved pasture**

Surface Condition Wet: **firm**

Groundcover: **50%**

Dry: **hard set**

Topography






Slope: **0%** Flat Aspect

Site Morphology: **flat**

Slope Morphology: **Minimal**

Microrelief: **none** Depth: Extent:

Rock Outcrop:

DEPTH (centimetres)	Horizon	GRAPHIC LOG	PROFILE DESCRIPTION	Field pH	Proportion Coarse Fragments 0 0.5 1	Proportion Concretions 0 0.5 1	Lab ECe (dS/m)	SAMPLE
	A1		Dark reddish brown silty clay loam with massive grade of structure and earthy . Moist. Clear boundary to:	6			0.5	
	A2		Dark reddish brown clay loam with massive grade of structure and earthy . Moderately moist. Clear boundary to:	7			0.1	
50	B2		Reddish brown heavy clay with strong grade of angular blocky structure and smooth-faced 1.5 cm peds. Moderately moist. Gradual boundary to:	7.5			0.1	
	B22		Red medium clay with strong grade of prismatic structure and smooth-faced 1.5 cm peds, breaking to polyhedral peds of 0.7 cm. Very few (<2%), medium (2-6mm), weak, calcareous soft segregations. Soil had 7% distinct, red, unspecified mottles. Dry. Gradual boundary to:	7.5			0.3	
100	BC		Yellowish red light medium clay with moderate grade of prismatic structure and smooth-faced 2.5 cm peds, breaking to polyhedral peds of 0.7 cm. Very few (<2%), medium (2-6mm), weak, calcareous soft segregations. Soil had 7% distinct, red, unspecified mottles. Dry.	8				
			COMMENTS: 0 Bottom of hole at 135					

Lithology

Substrate: **alluvium**

Base of Observations:

soil continues

Rootzone: **120cm**

Well drained

Moderately permeable



Sustainable Soils Management
 5 Lawson St
 Warren, NSW, 2824
 +61 2 68473367
 Fax: +61 2 68473401



Tomingley Gold Extension Project for Alkane Resources

Detailed pit MT009 Hypocalcic Mesonatric Red Sodosol

Excavated on: **22/07/2020** Logged by: Dr Robert Banks 612666m E, 6390385m N, (WGS84), 261.3m AHD

Landscape Properties

Landform Element: **plain**

Vegetation Community:

Growth Form:

Site Disturbance: **occasional cultivation**

Land Use: **improved pasture**

Surface Condition Wet: **firm**

Groundcover: **70%**

Dry: **hard set**

Topography





Slope: **0%** Flat Aspect

Site Morphology: **flat**

Slope Morphology: **Minimal**

Microrelief: **none** Depth: Extent:

Rock Outcrop:

DEPTH (centimetres)	Horizon	GRAPHIC LOG	PROFILE DESCRIPTION	Field pH	Proportion Coarse Fragments 0.5 1	Proportion Concretions 0.5 1	Lab ECe (dS/m)	SAMPLE
	A1		Dark reddish brown sandy loam with massive grade of structure and earthy . Moist. Clear boundary to:	5.5			0.2	
	A2		Red clayey sand with massive grade of structure and earthy . Moist. Clear boundary to:	6			0.2	
50	B1		Red heavy clay with strong grade of angular blocky structure and smooth-faced 1.5 cm peds. Moderately moist. Diffuse boundary to:	6.5			0.5	
100	BC		Strong brown light medium clay with moderate grade of angular blocky structure and smooth-faced 2.5 cm peds. Few (2-10%), coarse (6-20mm), strong, manganiferous nodules. Soil had 15% distinct, grey, unspecified mottles. Slight effervescence to 1 Molar HCl. Dry.	8.5			0.9	
150			COMMENTS: 0 Bottom of hole at 150					

Lithology

Substrate: **alluvium**

Base of Observations:

soil continues

Rootzone: **85cm**

Moderately well drained

Moderately permeable



Sustainable Soils Management
5 Lawson St
Warren, NSW, 2824
+61 2 68473367
Fax: +61 2 68473401



Tomingley Gold Extension Project for Alkane Resources

Detailed pit MT010

Vertic Hypocalcic Red Chromosol

Excavated on: **22/07/2020** Logged by: Dr Robert Banks 612788m E, 6390064m N, (WGS84), 261.8m AHD

Landscape Properties

Landform Element: **plain**

Vegetation Community:

Growth Form:

Site Disturbance: **occasional cultivation**

Land Use: **improved pasture**

Surface Condition Wet: **firm**

Groundcover: **50%**

Dry: **hard set**

Topography

Slope: **0%** Flat Aspect

Site Morphology: **flat**

Slope Morphology: **Minimal**

Microrelief: **none** Depth: Extent:

Rock Outcrop:

DEPTH (centimetres)	Horizon	GRAPHIC LOG	PROFILE DESCRIPTION	Field pH	Proportion Coarse Fragments 0 0.5 1	Proportion Concretions 0 0.5 1	Lab ECe (dS/m)	SAMPLE
	A1		Dusky red clay loam with massive grade of structure and earthy . Moist. Clear boundary to:	6			0.1	
	A2		Dark reddish brown clay loam with massive grade of structure and earthy . Moist. Clear boundary to:	6			0.1	
							0.1	
50	B1		Red medium heavy clay with strong grade of angular blocky structure and smooth-faced 2.5 cm peds. Slight effervescence to 1 Molar HCl. Moderately moist. Gradual boundary to:	7			0.2	
	B2		Reddish brown heavy clay with strong grade of prismatic structure and smooth-faced 2.5 cm peds, breaking to angular blocky peds of 1.5 cm. Few (2-10%), very coarse (20-60mm), weak, calcareous soft segregations. High effervescence to 1 Molar HCl. Moderately moist. Gradual boundary to:	8.5			0.5	
100								
	B22		Yellowish red light medium clay with strong grade of structure and smooth-faced . Very few (<2%), very coarse (20-60mm), weak, calcareous soft segregations. Soil had 7% distinct, red, unspecified mottles. Slight effervescence to 1 Molar HCl. Dry.	7.5				
			COMMENTS: 0					

Lithology

Substrate: **alluvium**

Base of Observations:

soil continues

Rootzone: **120cm**

Moderately well drained

Moderately permeable



Sustainable Soils Management
5 Lawson St
Warren, NSW, 2824
+61 2 68473367
Fax: +61 2 68473401



Tomingley Gold Extension Project for Alkane Resources

Detailed pit MT011

Vertic Mesonatric Red Sodosol

Excavated on: **22/07/2020** Logged by: Dr Robert Banks 613271m E, 6389992m N, (WGS84), 264m AHD

Landscape Properties

Landform Element: **plain**

Vegetation Community:

Growth Form:

Site Disturbance: **occasional cultivation**

Land Use: **improved pasture**

Surface Condition Wet: **firm**

Groundcover: **65%**

Dry: **hard set**

Topography





Slope: **0%** Flat Aspect

Site Morphology: **flat**

Slope Morphology: **Minimal**

Microrelief: **none** Depth: Extent:

Rock Outcrop:

DEPTH (centimetres)	Horizon	GRAPHIC LOG	PROFILE DESCRIPTION	Field pH	Proportion Coarse Fragments 0 0.5 1	Proportion Concretions 0 0.5 1	Lab ECe (dS/m)	SAMPLE
	A1		Dark reddish brown silty clay loam with massive grade of structure and earthy . Dry. Abrupt boundary to:	6			0.1	
	B1		Yellowish red medium clay with strong grade of angular blocky structure and smooth-faced 1.5 cm peds. Moderately moist. Gradual boundary to:	6.5			0.5	
50	B2		Red medium heavy clay with strong grade of angular blocky structure and smooth-faced 2.5 cm peds. Common (10-20%), very coarse (20-60mm), weak, calcareous soft segregations. High effervescence to 1 Molar HCl. Dry. Diffuse boundary to:	8.5			1.7	
100	B22		Brown light medium clay with strong grade of prismatic structure and smooth-faced 2.5 cm peds. Few (2-10%), very coarse (20-60mm), weak, calcareous soft segregations. Soil had 2% faint, red, unspecified mottles. High effervescence to 1 Molar HCl. Dry.	8.5			4.6	
			COMMENTS: 0					

Lithology

Substrate: **alluvium**

Base of Observations:

soil continues

Rootzone: **140cm**


Well drained

Moderately permeable

Bottom of hole at 140



Sustainable Soils Management
5 Lawson St
Warren, NSW, 2824
+61 2 68473367
Fax: +61 2 68473401



Tomingley Gold Extension Project for Alkane Resources

Detailed pit MT012

Sodic Eutrophic Red Chromosol

Excavated on: **22/07/2020** Logged by: Dr Robert Banks 613287m E, 6392159m N, (WGS84), 263.5m AHD

Landscape Properties

Landform Element: **plain**

Vegetation Community:

Growth Form:

Site Disturbance: **occasional cultivation**

Land Use: **improved pasture**

Surface Condition Wet: **soft**

Groundcover: **90%**

Dry: **hard set**

Topography





Slope: **0%** Flat Aspect

Site Morphology: **flat**

Slope Morphology: **Minimal**

Microrelief: **none** Depth: Extent:

Rock Outcrop:

DEPTH (centimetres)	Horizon	GRAPHIC LOG	PROFILE DESCRIPTION	Field pH	Proportion Coarse Fragments 0 0.5 1	Proportion Concretions 0 0.5 1	Lab ECe (dS/m)	SAMPLE
	A1		Reddish brown silty clay loam with massive grade of structure and earthy . Wet. Clear boundary to:	6	▲	▲	0.2	
	A2		Reddish brown silty loam with massive grade of structure and earthy . Wet. Abrupt boundary to:	6	▲	▲	0.1	
50	B1		Red light clay with strong grade of prismatic structure and smooth-faced 2.5 cm peds. Soil had 25% unspecified mottles. Wet. Gradual boundary to:	6.5	▲	▲	0.1	
100	B22		Strong brown medium clay with strong grade of prismatic structure and smooth-faced 2.5 cm peds. Soil had 25% unspecified mottles. Wet.	7	▲	▲	0.2	
			COMMENTS: 0					

Lithology

Substrate: **alluvium**

Base of Observations:

soil continues

Rootzone: **70cm**

Imperfectly drained

Slowly permeable



Sustainable Soils Management
5 Lawson St
Warren, NSW, 2824
+61 2 68473367
Fax: +61 2 68473401



Tomingley Gold Extension Project for Alkane Resources

Detailed pit MT013

Vertic Hypocalcic Red Chromosol

Excavated on: **22/08/2020** Logged by: Dr Robert Banks 614153m E, 6392061m N, (WGS84), 267.1m AHD

Landscape Properties

Landform Element: **plain**

Vegetation Community:

Growth Form:

Site Disturbance: **rainfed cultivation**

Land Use: **improved pasture**

Surface Condition Wet: **firm**

Groundcover: **95%**

Dry: **hard set**

Topography

Slope: **0%** Flat Aspect

Site Morphology: **flat**

Slope Morphology: **Minimal**

Microrelief: **none** Depth: Extent:

Rock Outcrop:

DEPTH (centimetres)	Horizon	GRAPHIC LOG	PROFILE DESCRIPTION	Field pH	Proportion Coarse Fragments 0 0.5 1	Proportion Concretions 0 0.5 1	Lab ECe (dS/m)	SAMPLE
	A1		Dusky red clay loam with massive grade of structure and earthy . Moist. Clear boundary to:	6			0.2	
	B1		Dark reddish brown light clay with strong grade of angular blocky structure and smooth-faced 1.5 cm peds. Moist. Gradual boundary to:	6.5			0.2	
50	B2		Dark yellowish brown medium clay with strong grade of angular blocky structure and smooth-faced 2.5 cm peds. Moist. Diffuse boundary to:	7			0.1	
100	B22		Red medium clay with strong grade of angular blocky structure and smooth-faced 2.5 cm peds. Few (2-10%), very coarse (20-60mm), weak, calcareous soft segregations. Slight effervescence to 1 Molar HCl. Moderately moist.	8			0.2	
			COMMENTS: 0					

Lithology

Substrate: **alluvium**

Base of Observations:

soil continues

Rootzone: **120cm**

Moderately well drained

Moderately permeable



Sustainable Soils Management
5 Lawson St
Warren, NSW, 2824
+61 2 68473367
Fax: +61 2 68473401



Tomingley Gold Extension Project for Alkane Resources

Detailed pit MT014 Eutrophic Mottled-Subnatic Red Sodosol

Excavated on: **22/07/2020** Logged by: Dr Robert Banks 614072m E, 6392796m N, (WGS84), 266.6m AHD

Landscape Properties

Landform Element: **plain**

Vegetation Community:

Growth Form:

Site Disturbance: **rainfed cultivation**

Land Use: **improved pasture**

Surface Condition Wet: **soft**

Groundcover: **80%**

Dry: **hard set**

Topography

Slope: **0%** Flat Aspect

Site Morphology: **flat**

Slope Morphology: **Minimal**

Microrelief: **none** Depth: Extent:

Rock Outcrop:

DEPTH (centimetres)	Horizon	GRAPHIC LOG	PROFILE DESCRIPTION	Field pH	Proportion Coarse Fragments 0 0.5 1	Proportion Concretions 0 0.5 1	Lab ECe (dS/m)	SAMPLE
	A1		Dark reddish brown clay loam with massive grade of structure and earthy . Moist. Abrupt boundary to:	5.5			0.6	
	A2		Red silty clay loam with massive grade of structure and earthy . Wet. Clear boundary to:	6			0.3	
	B1		Red light medium clay with strong grade of angular blocky structure and smooth-faced 2.5 cm peds. Soil had 7% distinct, unspecified mottles. Moist. Gradual boundary to:	6			0.2	
50								
	C		Reddish brown sandy loam with massive grade of structure and earthy . Soil had 15% distinct, unspecified mottles. Slight effervescence to 1 Molar HCl. Moderately moist.	6			0.2	
100								
			COMMENTS: 0 Bottom of hole at 130				0.5	

Lithology

Substrate: **alluvium**

Base of Observations:

soil continues

Rootzone: **70cm**

Imperfectly drained

Slowly permeable



Sustainable Soils Management
5 Lawson St
Warren, NSW, 2824
+61 2 68473367
Fax: +61 2 68473401



Tomingley Gold Extension Project for Alkane Resources

Detailed batter MT015 Eutrophic Mottled-Subnatic Red Sodosol

Excavated on: **22/07/2020** Logged by: Dr Robert Banks 614002m E, 6393019m N, (WGS84), 266.5m AHD

Landscape Properties

Landform Element: **plain**

Vegetation Community:

Growth Form:

Site Disturbance: **occasional cultivation**

Land Use: **improved pasture**

Surface Condition Wet: **soft**

Groundcover: **60%**

Dry: **hard set**

Topography





Slope: **0%** Flat Aspect

Site Morphology: **flat**

Slope Morphology: **Minimal**

Microrelief: **none** Depth: Extent:

Rock Outcrop:

DEPTH (centimetres)	Horizon	GRAPHIC LOG	PROFILE DESCRIPTION	Field pH	Proportion Coarse Fragments 0.5 1	Proportion Concretions 0.5 1	Lab ECe (dS/m)	SAMPLE
	A1		Reddish brown silty clay loam with massive grade of structure and earthy . Wet. Clear boundary to:	5.5			0.2	
	A2		Reddish brown silty clay loam with massive grade of structure and earthy . Moist. Sharp boundary to:	5.5			0.4	
							0.4	
50	B2		Yellowish red medium clay with strong grade of prismatic structure and smooth-faced 2.5 cm peds. Soil had 7% faint, unspecified mottles. Moist. Clear boundary to:	6			0.5	
	0		Red clayey sand with massive grade of structure and earthy . Many (20-50%), parent material fine gravel (2-6mm). Dry.	7.5			0.8	
100								
			COMMENTS: 0					

Lithology

Substrate: **alluvium**

Base of Observations:

soil continues

Rootzone: **65cm**

Imperfectly drained

Slowly permeable



Sustainable Soils Management
5 Lawson St
Warren, NSW, 2824
+61 2 68473367
Fax: +61 2 68473401



Tomingley Gold Extension Project for Alkane Resources

Detailed pit MT021

Haplic Hypocalcic Brown Chromosol

Excavated on: **23/07/2020** Logged by: Dr Robert Banks 612839m E, 6389353m N, (WGS84), 262.5m AHD

Landscape Properties

Landform Element: **footslope**

Vegetation Community:

Growth Form:

Site Disturbance: **cleared, no cultivation**

Land Use: **improved pasture**

Surface Condition Wet: **firm**

Groundcover: **70%**

Dry: **hard set**

Topography





Slope: **1%** Northeastern Aspect

Site Morphology: **lower slope**

Slope Morphology: **Waning**

Microrelief: **none** Depth: Extent:

Rock Outcrop:

DEPTH (centimetres)	Horizon	GRAPHIC LOG	PROFILE DESCRIPTION	Field pH	Proportion Coarse Fragments 0.5 1	Proportion Concretions 0.5 1	Lab ECe (dS/m)	SAMPLE
	A1		Dark reddish brown silty clay loam with moderate grade of crumb structure and smooth-faced 0.5 cm peds. Moist. Abrupt boundary to:	6	▲	▲	0.3	
	B1		Reddish brown light medium clay with strong grade of prismatic structure and smooth-faced 2.5 cm peds. Moist. Clear boundary to:	6.5	▲	▲	0.1	
50	B2		Strong brown medium heavy clay with strong grade of prismatic structure and smooth-faced 5.5 cm peds. Few (2-10%), fine (<2mm), weak, calcareous root linings. Soil had 15% prominent, dark, unspecified mottles. Moist. Clear boundary to:	8.5	▲	▲	0.4	
100	B22		Brownish yellow silty clay with strong grade of prismatic structure and smooth-faced 5.5 cm peds. Very few (<2%), substrate gravel (6-20mm). Few (2-10%), coarse (6-20mm), weak, calcareous soft segregations. Soil had 15% prominent, dark, unspecified mottles. Moist.	8	▲	▲	0.4	
			COMMENTS: 0 Bottom of hole at 120					

Lithology

Substrate: **alluvium**

Base of Observations:

soil continues


Rootzone: **120cm**

Imperfectly drained

Moderately permeable



Sustainable Soils Management
5 Lawson St
Warren, NSW, 2824
+61 2 68473367
Fax: +61 2 68473401



Tomingley Gold Extension Project for Alkane Resources
Detailed pit MT022 Hypocalcic Subnatric Red Sodosol

Excavated on: **23/07/2020** Logged by: Dr Robert Banks 612337m E, 6388951m N, (WGS84), 260.7m AHD

Landscape Properties

Landform Element: **footslope**

Vegetation Community:

Growth Form:

Site Disturbance: **cleared, no cultivation**

Land Use: **improved pasture**

Surface Condition Wet: **firm**

Groundcover: **100%**

Dry: **hard set**

Topography





Slope: **3%** Flat Aspect

Site Morphology: **lower slope**

Slope Morphology: **Minimal**

Microrelief: **none** Depth: Extent:

Rock Outcrop:

DEPTH (centimetres)	Horizon	GRAPHIC LOG	PROFILE DESCRIPTION	Field pH	Proportion Coarse Fragments 0 0.5 1	Proportion Concretions 0 0.5 1	Lab ECe (dS/m)	SAMPLE
	A1		Reddish brown silty clay loam with weak grade of crumb structure and smooth-faced . Moist. Abrupt boundary to:	5.5	▲	▲	0.3	
	B1		Yellowish red medium heavy clay with strong grade of angular blocky structure and smooth-faced 2.5 cm peds. Moist. Clear boundary to:	6.5	▲	▲	0.2	
50	B2		Yellowish red medium clay with strong grade of prismatic structure and smooth-faced 2.5 cm peds. Few (2-10%), coarse (6-20mm), weak, calcareous soft segregations. Moist. Clear boundary to:	7.5	▲	▲	0.3	
100	B22		light clay with strong grade of prismatic structure and smooth-faced 2.5 cm peds. Very few (<2%), coarse (6-20mm), weak, calcareous soft segregations. Soil had 7% red, unspecified mottles. Slight effervescence to 1 Molar HCl. Moist.	7.5	▲	▲	0.8	
			COMMENTS: 0 Bottom of hole at 110					

Lithology

Substrate: **alluvium**

Base of Observations:

soil continues


Rootzone: **120cm**

Moderately well drained

Moderately permeable



Sustainable Soils Management
 5 Lawson St
 Warren, NSW, 2824
 +61 2 68473367
 Fax: +61 2 68473401



Tomingley Gold Extension Project for Alkane Resources

Detailed pit MT023 Haplic Hypocalcic Red Chromosol

Excavated on: **23/07/2020** Logged by: Dr Robert Banks 612878m E, 6388994m N, (WGS84), 263m AHD

Landscape Properties

Landform Element: **footslope**

Vegetation Community:

Growth Form:

Site Disturbance: **rainfed cultivation**

Land Use: **improved pasture**

Surface Condition Wet: **firm**

Groundcover: **85%**

Dry: **hard set**

Topography




Slope: **1%** Flat Aspect

Site Morphology: **lower slope**

Slope Morphology: **Waning**

Microrelief: **none** Depth: Extent:

Rock Outcrop:

DEPTH (centimetres)	Horizon	GRAPHIC LOG	PROFILE DESCRIPTION	Field pH	Proportion Coarse Fragments 0 0.5 1	Proportion Concretions 0 0.5 1	Lab ECe (dS/m)	SAMPLE
	A1		Reddish brown sandy clay loam with massive grade of structure and earthy. Moist. Abrupt boundary to:	5.5	▲	▲	0.2	
	B2		Red medium clay with strong grade of angular blocky structure and smooth-faced 2.5 cm peds. Moderately moist. Diffuse boundary to:	6.5	▲	▲	0.2	
50							0.1	
	B22		Yellowish red medium heavy clay with strong grade of angular blocky structure and smooth-faced 2.5 cm peds. Few (2-10%), coarse (6-20mm), weak, calcareous soft segregations. Soil had 7% red, unspecified mottles. High effervescence to 1 Molar HCl. Moderately moist.	8	▲	▲	0.1	
100								
			COMMENTS: 0 Bottom of hole at 120					

Lithology

Substrate: **alluvium**

Base of Observations:

soil continues

Rootzone: **70cm**

Imperfectly drained

Moderately permeable



Sustainable Soils Management
5 Lawson St
Warren, NSW, 2824
+61 2 68473367
Fax: +61 2 68473401



Tomingley Gold Extension Project for Alkane Resources

Detailed pit MT024 Haplic Hypocalcic Red Chromosol

Excavated on: **23/07/2020** Logged by: Dr Robert Banks 613378m E, 6389472m N, (WGS84), 265m AHD

Landscape Properties

Landform Element: **plain**

Vegetation Community:

Growth Form:

Site Disturbance: **cleared, no cultivation**

Land Use: **improved pasture**

Surface Condition Wet: **soft**

Groundcover: **80%**

Dry: **hard set**

Topography




Slope: **2%** Flat Aspect

Site Morphology: **flat**

Slope Morphology: **Minimal**

Microrelief: **none** Depth: Extent:

Rock Outcrop:

DEPTH (centimetres)	Horizon	GRAPHIC LOG	PROFILE DESCRIPTION	Field pH	Proportion Coarse Fragments 0 0.5 1	Proportion Concretions 0 0.5 1	Lab ECe (dS/m)	SAMPLE
	A1		Dark reddish brown silty clay loam with massive grade of structure and earthy . Moist. Abrupt boundary to:	6			0.2	
	B2		Red light medium clay with strong grade of angular blocky structure and smooth-faced 2.5 cm peds. Few (2-10%), medium (2-6mm), weak, calcareous soft segregations. Moist. Diffuse boundary to:	6.5			0.4	
50							0.2	
	B2		Strong brown sandy clay with strong grade of prismatic structure and smooth-faced 2.5 cm peds. Very few (<2%), medium (2-6mm), weak, calcareous soft segregations. Soil had 7% grey, unspecified mottles. Slight effervescence to 1 Molar HCl. Moist.	8			0.2	
100								
			COMMENTS: 0 Bottom of hole at 120					

Lithology

Substrate: **alluvium**

Base of Observations:

soil continues

Rootzone: **80cm**

Moderately well drained

Moderately permeable



Sustainable Soils Management
5 Lawson St
Warren, NSW, 2824
+61 2 68473367
Fax: +61 2 68473401



Tomingley Gold Extension Project for Alkane Resources
Detailed pit MT025 Hypocalcic Mesonatric Red Sodosol

Excavated on: **24/07/2020** Logged by: Dr Robert Banks 613416m E, 6389726m N, (WGS84), 265m AHD

Landscape Properties

Landform Element: **plain**

Vegetation Community:

Growth Form:

Site Disturbance: **occasional cultivation**

Land Use: **improved pasture**

Surface Condition Wet: **soft**

Groundcover: **85%**

Dry: **hard set**

Topography

Slope: **2%** Flat Aspect

Site Morphology: **flat**

Slope Morphology: **Minimal**

Microrelief: **none** Depth: Extent:

Rock Outcrop:

DEPTH (centimetres)	Horizon	GRAPHIC LOG	PROFILE DESCRIPTION	Field pH	Proportion Coarse Fragments 0 0.5 1	Proportion Concretions 0 0.5 1	Lab ECe (dS/m)	SAMPLE
	A1		Dark reddish brown silty clay loam with massive grade of structure and earthy . Dry. Sharp boundary to:	5.5			0.2	
	A2		Red silty clay loam with massive grade of structure and earthy . Dry. Sharp boundary to:	5.5			0.1	
	B1		Red medium heavy clay with strong grade of prismatic structure and smooth-faced 2.5 cm peds. Moist. Clear boundary to:	7			0.2	
50							0.5	
	2B1		sandy clay with moderate grade of prismatic structure and smooth-faced 2.5 cm peds. Abundant (50-90%), parent material gravel (6-20mm). Very few (<2%), medium (2-6mm), weak, calcareous soft segregations. Soil had 15% distinct, grey, unspecified mottles. Slight effervescence to 1 Molar HCl. Moist.	8			0.7	
100								
			COMMENTS: 0 Bottom of hole at 120					

Lithology

Substrate: **alluvium**

Base of Observations:

soil continues

Rootzone: **75cm**

Imperfectly drained

Slowly permeable



Sustainable Soils Management
 5 Lawson St
 Warren, NSW, 2824
 +61 2 68473367
 Fax: +61 2 68473401



Tomingley Gold Extension Project for Alkane Resources

Detailed pit MT026 Haplic Hypocalcic Red Chromosol

Excavated on: **24/07/2020** Logged by: Dr Robert Banks 612752m E, 6389715m N, (WGS84), 261.9m AHD

Landscape Properties

Landform Element: **plain**

Vegetation Community:

Growth Form:

Site Disturbance: **occasional cultivation**

Land Use: **improved pasture**

Surface Condition Wet: **firm**

Groundcover: **70%**

Dry: **hard set**

Topography




Slope: **0%** Flat Aspect

Site Morphology: **flat**

Slope Morphology: **Minimal**

Microrelief: **none** Depth: Extent:

Rock Outcrop:

DEPTH (centimetres)	Horizon	GRAPHIC LOG	PROFILE DESCRIPTION	Field pH	Proportion Coarse Fragments 0 0.5 1	Proportion Concretions 0 0.5 1	Lab ECe (dS/m)	SAMPLE
	A1		Dark reddish brown silty clay loam with massive grade of structure and earthy . Moderately moist. Abrupt boundary to:	6			0.2	
	B2		Red medium clay with strong grade of angular blocky structure and smooth-faced 2.5 cm peds. Moist. Gradual boundary to:	7			0.2	
50							0.2	
	B22		Yellowish red medium heavy clay with strong grade of angular blocky structure and smooth-faced 2.5 cm peds. Very few (<2%), coarse (6-20mm), weak, calcareous soft segregations. Slight effervescence to 1 Molar HCl. Wet.	8			0.4	
100								
			COMMENTS: 0 Bottom of hole at 120					

Lithology

Substrate: **alluvium**

Base of Observations:

soil continues


Rootzone: **120cm**

Moderately well drained

Moderately permeable



Sustainable Soils Management
5 Lawson St
Warren, NSW, 2824
+61 2 68473367
Fax: +61 2 68473401



Tomingley Gold Extension Project for Alkane Resources

Detailed pit MT028

Vertic Hypocalcic Red Chromosol

Excavated on: **24/07/2020** Logged by: Dr Robert Banks 613590m E, 6389081m N, (WGS84), 266m AHD

Landscape Properties

Landform Element: **plain**

Vegetation Community:

Growth Form:

Site Disturbance: **occasional cultivation**

Land Use: **improved pasture**

Surface Condition Wet: **firm**

Groundcover: **60%**

Dry: **hard set**

Topography





Slope: **0%** Flat Aspect

Site Morphology: **flat**

Slope Morphology: **Minimal**

Microrelief: **none** Depth: Extent:

Rock Outcrop:

DEPTH (centimetres)	Horizon	GRAPHIC LOG	PROFILE DESCRIPTION	Field pH	Proportion Coarse Fragments 0 0.5 1	Proportion Concretions 0 0.5 1	Lab ECe (dS/m)	SAMPLE
	A1		Dark reddish brown silty clay loam with massive grade of structure and earthy . Dry. Abrupt boundary to:	5.5			0.3	
	B1		Reddish brown medium heavy clay with strong grade of angular blocky structure and smooth-faced 2.5 cm peds. Moderately moist. Clear boundary to:	6			0.7	
50							0.3	
	B22		Brown medium heavy clay with strong grade of angular blocky structure and smooth-faced 2.5 cm peds. Few (2-10%), coarse (6-20mm), weak, calcareous soft segregations. Soil had 2% faint, pale, unspecified mottles. Slight effervescence to 1 Molar HCl. Moderately moist. Gradual boundary to:	7.5			0.5	
100	B23		Brown medium clay with strong grade of angular blocky structure and smooth-faced 2.5 cm peds. Very few (<2%), coarse (6-20mm), weak, calcareous soft segregations. Slight effervescence to 1 Molar HCl. Moderately moist.	8.5				
			COMMENTS: 0					

Bottom of hole at 125

Lithology

Substrate: **alluvium**

Base of Observations:

soil continues

Rootzone: **120cm**

Moderately well drained

Moderately permeable



Sustainable Soils Management
5 Lawson St
Warren, NSW, 2824
+61 2 68473367
Fax: +61 2 68473401



Tomingley Gold Extension Project for Alkane Resources

Detailed pit MT029

Vertic Eutrophic Brown Chromosol

Excavated on: **23/07/2020** Logged by: Dr Robert Banks 613919m E, 6389138m N, (WGS84), 267.5m AHD

Landscape Properties

Landform Element: **plain**

Vegetation Community:

Growth Form:

Site Disturbance: **occasional cultivation**

Land Use: **improved pasture**

Surface Condition Wet: **firm**

Groundcover: **95%**

Dry: **hard set**

Topography

Slope: **0%** Flat Aspect

Site Morphology: **flat**

Slope Morphology: **Minimal**

Microrelief: **none** Depth: Extent:

Rock Outcrop:

DEPTH (centimetres)	Horizon	GRAPHIC LOG	PROFILE DESCRIPTION	Field pH	Proportion Coarse Fragments 0.5 1	Proportion Concretions 0.5 1	Lab ECe (dS/m)	SAMPLE
	A1		Dark brown silty clay loam with massive grade of structure and earthy . Dry. Abrupt boundary to:	5.5			0.2	
	A2		Brown silty clay loam with massive grade of structure and earthy . Moderately moist. Sharp boundary to:	5.5			0.2	
50	B1		Strong brown medium heavy clay with strong grade of prismatic structure and smooth-faced 2.5 cm peds. Moderately moist. Gradual boundary to:	6.5			0.2	
							0.2	
100	B22		Dark yellowish brown medium clay with strong grade of prismatic structure and smooth-faced 2.5 cm peds. Soil had 15% distinct, unspecified mottles. Moderately moist.	6			0.3	
			COMMENTS: 0 Bottom of hole at 130					

Lithology

Substrate: **alluvium**

Base of Observations:

soil continues


Rootzone: **120cm**

Imperfectly drained

Slowly permeable



Sustainable Soils Management
5 Lawson St
Warren, NSW, 2824
+61 2 68473367
Fax: +61 2 68473401



Tomingley Gold Extension Project for Alkane Resources
Detailed pit MT030 Vertic Mottled-Subnatric Brown Sodosol

Excavated on: **24/07/2020** Logged by: Dr Robert Banks 614044m E, 6388708m N, (WGS84), 268.4m AHD

Landscape Properties

Landform Element: **plain**

Vegetation Community:

Growth Form:

Site Disturbance: **occasional cultivation**

Land Use: **improved pasture**

Surface Condition Wet: **firm**

Groundcover: **90%**

Dry: **hard set**

Topography

Slope: **0%** Flat Aspect

Site Morphology: **flat**

Slope Morphology: **Minimal**

Microrelief: **none** Depth: Extent:

Rock Outcrop:

DEPTH (centimetres)	Horizon	GRAPHIC LOG	PROFILE DESCRIPTION	Field pH	Proportion Coarse Fragments 0 0.5 1	Proportion Concretions 0 0.5 1	Lab ECe (dS/m)	SAMPLE
	A1		Brown silty clay loam with massive grade of structure and earthy . Moderately moist. Sharp boundary to:	6			0.4	
	B1		Dark brown silty clay with strong grade of prismatic structure and smooth-faced 2.5 cm peds. Moderately moist. Clear boundary to:	6			0.2	
							0.2	
50	B2		Brown medium heavy clay with strong grade of prismatic structure and smooth-faced 2.5 cm peds. Soil had 7% prominent, unspecified mottles. Slight effervescence to 1 Molar HCl. Moderately moist. Gradual boundary to:	8			0.3	
	B22		Yellowish brown medium heavy clay with strong grade of prismatic structure and smooth-faced 2.5 cm peds. Very few (<2%), medium (2-6mm), weak, calcareous soft segregations. Soil had 15% prominent, gley, unspecified mottles. Slight effervescence to 1 Molar HCl. Moderately moist.	8.5			0.8	
100								
			COMMENTS: 0 Bottom of hole at 120					

Lithology

Substrate: **alluvium**

Base of Observations:

soil continues

Rootzone: **70cm**

Imperfectly drained

Slowly permeable



Sustainable Soils Management
 5 Lawson St
 Warren, NSW, 2824
 +61 2 68473367
 Fax: +61 2 68473401



Tomingley Gold Extension Project for Alkane Resources

Detailed pit MT031

Vertic Mottled-Subnatric Red Sodosol

Excavated on: **24/07/2020** Logged by: Dr Robert Banks 613924m E, 6389487m N, (WGS84), 267.3m AHD

Landscape Properties

Landform Element: **plain**

Vegetation Community:

Growth Form:

Site Disturbance: **occasional cultivation**

Land Use: **improved pasture**

Surface Condition Wet: **soft**

Groundcover: **65%**

Dry: **hard set**

Topography

Slope: **0%** Flat Aspect

Site Morphology: **flat**

Slope Morphology: **Minimal**

Microrelief: **none** Depth: Extent:

Rock Outcrop:

DEPTH (centimetres)	Horizon	GRAPHIC LOG	PROFILE DESCRIPTION	Field pH	Proportion Coarse Fragments 0 0.5 1	Proportion Concretions 0 0.5 1	Lab ECe (dS/m)	SAMPLE
	A1		Dark reddish brown clay loam with massive grade of structure and earthy . Moderately moist. Clear boundary to:	5.5			0.2	
	A2		Reddish brown silty clay loam with massive grade of structure and earthy . Moderately moist. Abrupt boundary to:	6			0.1	
50	B2		Yellowish red light medium clay with strong grade of angular blocky structure and smooth-faced 2.5 cm peds. Soil had 7% unspecified mottles. Moderately moist. Gradual boundary to:	0			0.2	
	B22		Yellowish red sandy clay with strong grade of prismatic structure and smooth-faced 2.5 cm peds. Very few (<2%), coarse (6-20mm), weak, calcareous soft segregations. Soil had 15% grey, unspecified mottles. Slight effervescence to 1 Molar HCl. Moderately moist. Gradual boundary to:	7			0.8	
100	BC		Yellowish red light medium clay with strong grade of prismatic structure and smooth-faced 2.5 cm peds. Few (2-10%), parent material coarse gravel (20-60mm). Very few (<2%), medium (2-6mm), weak, calcareous soft segregations. Soil had 25% gley, unspecified mottles. Slight effervescence to 1 Molar HCl. Moderately moist.	8				
			COMMENTS: 0 Bottom of hole at 125					

Lithology

Substrate: **alluvium**

Base of Observations:

soil continues


Rootzone: **100cm**

Imperfectly drained

Slowly permeable



Sustainable Soils Management
5 Lawson St
Warren, NSW, 2824
+61 2 68473367
Fax: +61 2 68473401



Tomingley Gold Extension Project for Alkane Resources

Detailed pit MT032 Haplic Hypocalcic Red Chromosol

Excavated on: **24/07/2020** Logged by: Dr Robert Banks 614537m E, 6389186m N, (WGS84), 271.5m AHD

Landscape Properties

Landform Element: **plain**

Vegetation Community:

Growth Form:

Site Disturbance: **occasional cultivation**

Land Use: **improved pasture**

Surface Condition Wet: **soft**

Groundcover: **50%**

Dry: **hard set**

Topography

Slope: **0%** Flat Aspect

Site Morphology: **flat**

Slope Morphology: **Minimal**

Microrelief: **none** Depth: Extent:

Rock Outcrop:

DEPTH (centimetres)	Horizon	GRAPHIC LOG	PROFILE DESCRIPTION	Field pH	Proportion Coarse Fragments 0 0.5 1	Proportion Concretions 0 0.5 1	Lab ECe (dS/m)	SAMPLE
	A1		Reddish brown silty clay loam with massive grade of structure and earthy . Moderately moist. Sharp boundary to:	6.5			0.1	
	A2		Red sandy clay loam with massive grade of structure and earthy . Very few (<2%), fine (<2mm), , calcareous root linings. High effervescence to 1 Molar HCl. Moderately moist. Abrupt boundary to:	8.5			0.5	
							0.4	
50	2B2		Reddish brown light medium clay with strong grade of angular blocky structure and smooth-faced 2.5 cm peds. Few (2-10%), fine (<2mm), , calcareous root linings. High effervescence to 1 Molar HCl. Moderately moist. Gradual boundary to:	8.5			0.5	
	2C		Brown sandy clay with strong grade of prismatic structure and smooth-faced 2.5 cm peds. Many (20-50%), parent material gravel (6-20mm). Very few (<2%), medium (2-6mm), , calcareous soft segregations. Soil had 7% grey, unspecified mottles. High effervescence to 1 Molar HCl. Moderately moist.	9			0.4	
100								
			COMMENTS: 0 Bottom of hole at 110					

Lithology

Substrate: **alluvium**

Base of Observations:

soil continues


Rootzone: **80cm**

Moderately well drained

Moderately permeable



Sustainable Soils Management
5 Lawson St
Warren, NSW, 2824
+61 2 68473367
Fax: +61 2 68473401



Tomingley Gold Extension Project for Alkane Resources

Detailed pit MT033 Hypocalcic Mottled-Subnatric Red Sodosol

Excavated on: **24/07/2020** Logged by: Dr Robert Banks 614557m E, 6388888m N, (WGS84), 271.4m AHD

Landscape Properties

Landform Element: **plain**

Vegetation Community:

Growth Form:

Site Disturbance: **occasional cultivation**

Land Use: **improved pasture**

Surface Condition Wet: **soft**

Groundcover: **60%**

Dry: **hard set**

Topography

Slope: **0%** Flat Aspect

Site Morphology: **flat**

Slope Morphology: **Minimal**

Microrelief: **none** Depth: Extent:

Rock Outcrop:

DEPTH (centimetres)	Horizon	GRAPHIC LOG	PROFILE DESCRIPTION	Field pH	Proportion Coarse Fragments 0 0.5 1	Proportion Concretions 0 0.5 1	Lab ECe (dS/m)	SAMPLE
	A1		Dark reddish brown silty clay loam with massive grade of structure and earthy . Dry. Clear boundary to:	5.5			0.2	
	A2		Brown sandy clay loam with massive grade of structure and earthy . Moderately moist. Sharp boundary to:	5.5			0.1	
							0.1	
50	B1		Yellowish red medium heavy clay with strong grade of columnar structure and smooth-faced 20.5 cm peds, breaking to prismatic peds of 5.5 cm. Soil had 2% unspecified mottles. Slight effervescence to 1 Molar HCl. Dry. Gradual boundary to:	6			0.2	
100	B22		Yellowish red medium heavy clay with strong grade of prismatic structure and smooth-faced 5.5 cm peds. Few (2-10%), rock outcrop gravel (6-20mm). Very few (<2%), fine (<2mm), weak, calcareous fragments. Slight effervescence to 1 Molar HCl. Dry.	8			0.6	
			COMMENTS: 0 Bottom of hole at 130					

Lithology

Substrate: **alluvium**

Base of Observations:

soil continues


Rootzone: **55cm**

Poorly drained

Very slowly permeable



Sustainable Soils Management
5 Lawson St
Warren, NSW, 2824
+61 2 68473367
Fax: +61 2 68473401



Tomingley Gold Extension Project for Alkane Resources

Detailed pit MT034

Class Undetermined No available class Stratic
Rudosol

Excavated on: **24/07/2020** Logged by: Dr Robert Banks 614638m E, 6389680m N, (WGS84), 271.4m AHD

Landscape Properties

Landform Element: **plain**

Vegetation Community:

Growth Form:

Site Disturbance: **occasional cultivation**

Land Use: **improved pasture**

Surface Condition Wet: **soft**

Groundcover: **70%**

Dry: **hard set**

Topography





Slope: **2%** Southern Aspect

Site Morphology: **open depression**

Slope Morphology: **Minimal**

Microrelief: **none** Depth: Extent:

Rock Outcrop:

DEPTH (centimetres)	Horizon	GRAPHIC LOG	PROFILE DESCRIPTION	Field pH	Proportion Coarse Fragments 0 0.5 1	Proportion Concretions 0 0.5 1	Lab ECe (dS/m)	SAMPLE
	A1		Dark reddish brown silty clay loam with massive grade of structure and earthy . Dry. Sharp boundary to:	6.5			0.2	
	2A1		Reddish brown medium clay with strong grade of polyhedral structure and smooth-faced 1 cm peds. High effervescence to 1 Molar HCl. Moderately moist. Clear boundary to:	8.5			0.4	
	2B2		Strong brown medium heavy clay with strong grade of prismatic structure and smooth-faced 2.5 cm peds, breaking to lenticular peds of 1.5 cm. Common (10-20%), very coarse (20-60mm), , calcareous soft segregations. High effervescence to 1 Molar HCl. Moderately moist. Gradual boundary to:	8.5			2.6	
50							6	
	2B22		Pale red heavy clay with strong grade of prismatic structure and smooth-faced 5.5 cm peds, breaking to lenticular peds of 1.5 cm. Few (2-10%), coarse (6-20mm), , calcareous soft segregations. Soil had 7% prominent, red, unspecified mottles. High effervescence to 1 Molar HCl. Moderately moist.	7.5			6.5	
100								
			COMMENTS: 0 Bottom of hole at 130					

Lithology

Substrate: **alluvium**

Base of Observations:

soil continues

Rootzone: **80cm**

Imperfectly drained

Slowly permeable



Sustainable Soils Management
5 Lawson St
Warren, NSW, 2824
+61 2 68473367
Fax: +61 2 68473401



Tomingley Gold Extension Project for Alkane Resources

Detailed pit MT035 Sodic Hypocalcic Red Kandosol

Excavated on: **24/07/2020** Logged by: Dr Robert Banks 614591m E, 6390197m N, (WGS84), 271.2m AHD

Landscape Properties

Landform Element: **plain**

Vegetation Community:

Growth Form:

Site Disturbance: **extensive clearing**

Land Use: **improved pasture**

Surface Condition Wet: **firm**

Groundcover: **100%**

Dry: **hard set**

Topography

Slope: **0%** Flat Aspect

Site Morphology: **flat**

Slope Morphology: **Minimal**

Microrelief: **none** Depth: Extent:

Rock Outcrop:

DEPTH (centimetres)	Horizon	GRAPHIC LOG	PROFILE DESCRIPTION	Field pH	Proportion Coarse Fragments 0 0.5 1	Proportion Concretions 0 0.5 1	Lab ECe (dS/m)	SAMPLE
	A1		Dusky red sandy clay loam with massive grade of structure and earthy . Moderately moist. Gradual boundary to:	5.5			0.5	
	B2		Red clay loam sandy with massive grade of structure and earthy . Moderately moist. Clear boundary to:	6			0.2	
50							0.1	
	2B2		Red light medium clay with strong grade of angular blocky structure 1.5 cm peds. Many (20-50%), parent material gravel (6-20mm). Moderately moist. Clear boundary to:	6			0.1	
	2BC		Yellowish red medium clay with strong grade of prismatic structure and smooth-faced 2.5 cm peds. Very few (<2%), coarse (6-20mm), weak, calcareous soft segregations. Soil had 7% grey, unspecified mottles. Moderately moist.	6.5			0.2	
100								
			COMMENTS: 0					

Lithology

Substrate: **alluvium**

Base of Observations:

soil continues

Rootzone: **120cm**

Moderately well drained

Moderately permeable

Bottom of hole at 140



Sustainable Soils Management
5 Lawson St
Warren, NSW, 2824
+61 2 68473367
Fax: +61 2 68473401



Tomingley Gold Extension Project for Alkane Resources

Detailed pit MT036 Haplic Hypocalcic Red Kandosol

Excavated on: **24/07/2020** Logged by: Dr Robert Banks 614976m E, 6390022m N, (WGS84), 273.5m AHD

Landscape Properties

Landform Element: **plain**

Vegetation Community:

Growth Form:

Site Disturbance: **occasional cultivation**

Land Use: **improved pasture**

Surface Condition Wet: **firm**

Groundcover: **100%**

Dry: **hard set**

Topography

Slope: **0%** Flat Aspect

Site Morphology: **flat**

Slope Morphology: **Minimal**

Microrelief: **none** Depth: Extent:

Rock Outcrop:

DEPTH (centimetres)	Horizon	GRAPHIC LOG	PROFILE DESCRIPTION	Field pH	Proportion Coarse Fragments 0 0.5 1	Proportion Concretions 0 0.5 1	Lab ECe (dS/m)	SAMPLE
	A		Dusky red sandy clay loam with massive grade of structure and earthy . Moderately moist. Diffuse boundary to:	6			0.4	
	B1		Red clay loam sandy with massive grade of structure and earthy . Very few (<2%), fine (<2mm), weak, calcareous veins. Slight effervescence to 1 Molar HCl. Moist. Gradual boundary to:	8			0.5	
50							0.3	
							0.4	
100	2B2		Red clay loam sandy with massive grade of structure and earthy . Very few (<2%), fine (<2mm), weak, calcareous veins. Slight effervescence to 1 Molar HCl. Moist.	6.5				
			COMMENTS: 0					

Lithology

Substrate: **alluvium**

Base of Observations:

soil continues

Rootzone: **130cm**

Well drained

Moderately permeable

Bottom of hole at 140



Sustainable Soils Management
5 Lawson St
Warren, NSW, 2824
+61 2 68473367
Fax: +61 2 68473401



Tomingley Gold Extension Project for Alkane Resources

Detailed pit MT037 Eutrophic Subnatric Red Sodosol

Excavated on: **20/08/2020** Logged by: Dr Robert Banks 613962m E, 6390278m N, (WGS84), 267.9m AHD

Landscape Properties

Landform Element: **plain**

Vegetation Community:

Growth Form:

Site Disturbance: **occasional cultivation**

Land Use: **improved pasture**

Surface Condition Wet: **soft**

Groundcover: **75%**

Dry: **hard set**

Topography

Slope: **0%** Flat Aspect

Site Morphology: **flat**

Slope Morphology: **Minimal**

Microrelief: **none** Depth: Extent:

Rock Outcrop:

DEPTH (centimetres)	Horizon	GRAPHIC LOG	PROFILE DESCRIPTION	Field pH	Proportion Coarse Fragments 0 0.5 1	Proportion Concretions 0 0.5 1	Lab ECe (dS/m)	SAMPLE
	A1		Reddish brown sandy clay loam with massive grade of structure and earthy . Wet. Clear boundary to:	5.5			0.2	
	A2		Yellowish red sandy clay loam with massive grade of structure and earthy . Wet. Abrupt boundary to:	5.5			0.1	
							0.1	
	B2		Red medium clay with strong grade of angular blocky structure and smooth-faced 2.5 cm peds. Wet. Clear boundary to:	6.5			0.2	
50	B22		Red medium clay with strong grade of prismatic structure and smooth-faced 2.5 cm peds. Moderately moist. Clear boundary to:	7				
	0		Yellowish red clay loam sandy with strong grade of prismatic structure and smooth-faced 5.5 cm peds. Many (20-50%), substrate gravel (6-20mm). Soil had 15% unspecified mottles. Dry.	7.5			0.3	
100								
			COMMENTS: 0 Bottom of hole at 120					

Lithology

Substrate: **alluvium**

Base of Observations:

soil continues

Rootzone: **80cm**

Moderately well drained

Moderately permeable



Sustainable Soils Management
5 Lawson St
Warren, NSW, 2824
+61 2 68473367
Fax: +61 2 68473401



Tomingley Gold Extension Project for Alkane Resources

Detailed pit MT038

Eutrophic Mottled-Subnatic Red Sodosol

Excavated on: **20/08/2020** Logged by: Dr Robert Banks 614413m E, 6389922m N, (WGS84), 270m AHD

Landscape Properties

Landform Element: **plain**

Vegetation Community:

Growth Form:

Site Disturbance: **extensive clearing**

Land Use: **improved pasture**

Surface Condition Wet: **firm**

Groundcover: **55%**

Dry: **hard set**

Topography

Slope: **0%** Flat Aspect

Site Morphology: **flat**

Slope Morphology: **Minimal**

Microrelief: **none** Depth: Extent:

Rock Outcrop:

DEPTH (centimetres)	Horizon	GRAPHIC LOG	PROFILE DESCRIPTION	Field pH	Proportion Coarse Fragments 0 0.5 1	Proportion Concretions 0 0.5 1	Lab ECe (dS/m)	SAMPLE
	A1		Dark reddish brown silty clay loam with massive grade of structure and earthy . Wet. Clear boundary to:	5.5			0.2	
	A2		Reddish brown silty clay loam with massive grade of structure and earthy . Moist. Abrupt boundary to:	6			0.1	
50	B2		Red light medium clay with strong grade of angular blocky structure and smooth-faced 2.5 cm peds. Soil had 15% distinct, unspecified mottles. Moderately moist. Clear boundary to:	6.5			0.2	
100	D		Yellowish red medium clay with strong grade of prismatic structure and smooth-faced 2.5 cm peds. Many (20-50%), parent material coarse gravel (20-60mm). Very few (<2%), medium (2-6mm), strong, calcareous fragments. Soil had 25% prominent, grey, unspecified mottles. Moderately moist.	8			0.4	
			COMMENTS: 0 Bottom of hole at 130					

Lithology

Substrate: **alluvium**

Base of Observations:

soil continues


Rootzone: **80cm**

Imperfectly drained

Slowly permeable



Sustainable Soils Management
5 Lawson St
Warren, NSW, 2824
+61 2 68473367
Fax: +61 2 68473401



Tomingley Gold Extension Project for Alkane Resources

Detailed pit MT039

Vertic Hypocalcic Red Chromosol

Excavated on: **20/08/2020** Logged by: Dr Robert Banks 614955m E, 6390404m N, (WGS84), 272.9m AHD

Landscape Properties

Landform Element: **plain**

Vegetation Community:

Growth Form:

Site Disturbance: **occasional cultivation**

Land Use: **improved pasture**

Surface Condition Wet: **firm**

Groundcover: **90%**

Dry: **hard set**

Topography

Slope: **0%** Flat Aspect

Site Morphology: **flat**

Slope Morphology: **Minimal**

Microrelief: **none** Depth: Extent:

Rock Outcrop:

DEPTH (centimetres)	Horizon	GRAPHIC LOG	PROFILE DESCRIPTION	Field pH	Proportion Coarse Fragments 0 0.5 1	Proportion Concretions 0 0.5 1	Lab ECe (dS/m)	SAMPLE
	A1		Dark reddish brown clay loam with massive grade of structure and earthy . Wet. Clear boundary to:	5.5			0.2	
	A2		Reddish brown silty clay loam with massive grade of structure and earthy . Wet. Abrupt boundary to:	6			0.2	
							0.1	
	B1		Dark red light medium clay with strong grade of angular blocky structure and smooth-faced 1.5 cm peds. Moist. Abrupt boundary to:	7			0.2	
50	B22		Red light clay with strong grade of angular blocky structure and smooth-faced 2.5 cm peds. Very few (<2%), medium (2-6mm), strong, calcareous fragments. Moderately moist. Abrupt boundary to:	7			0.1	
100	D		Dark reddish brown sandy clay loam with strong grade of angular blocky structure and smooth-faced 2.5 cm peds. Dry.	7.5				
			COMMENTS: 0 Bottom of hole at 125					

Lithology

Substrate: **alluvium**

Base of Observations:

soil continues

Rootzone: **110cm**

Moderately well drained

Moderately permeable



Sustainable Soils Management
5 Lawson St
Warren, NSW, 2824
+61 2 68473367
Fax: +61 2 68473401



Tomingley Gold Extension Project for Alkane Resources

Detailed pit MT040 Hypocalcic Mesonatric Red Sodosol

Excavated on: **20/08/2020** Logged by: Dr Robert Banks 614879m E, 6390711m N, (WGS84), 271.2m AHD

Landscape Properties

Landform Element: **plain**

Vegetation Community:

Growth Form:

Site Disturbance: **occasional cultivation**

Land Use: **improved pasture**

Surface Condition Wet: **soft**

Groundcover: **100%**

Dry: **hard set**

Topography

Slope: **0%** Flat Aspect

Site Morphology: **flat**

Slope Morphology: **Minimal**

Microrelief: **none** Depth: Extent:

Rock Outcrop:

DEPTH (centimetres)	Horizon	GRAPHIC LOG	PROFILE DESCRIPTION	Field pH	Proportion Coarse Fragments 0 0.5 1	Proportion Concretions 0 0.5 1	Lab ECe (dS/m)	SAMPLE
	A1		Dark reddish brown silty clay loam with massive grade of structure and earthy . Wet. Clear boundary to:	6			0.2	
	A2		Dark red silty clay loam with massive grade of structure and earthy . Wet. Abrupt boundary to:	6			0.1	
							0.1	
50	B2		Red medium clay with strong grade of angular blocky structure and smooth-faced 1.5 cm peds. Slight effervescence to 1 Molar HCl. Moist. Diffuse boundary to:	7.5			0.3	
100	B22		Yellowish red medium clay with strong grade of angular blocky structure and smooth-faced 2.5 cm peds. Very few (<2%), fine (<2mm), strong, calcareous fragments. Soil had 2% faint, yellow, unspecified mottles. Slight effervescence to 1 Molar HCl. Moderately moist.	8.5			0.5	
			COMMENTS: 0 Bottom of hole at 120					

Lithology

Substrate: **alluvium**

Base of Observations:

soil continues

Rootzone: **100cm**

Imperfectly drained

Moderately permeable



Sustainable Soils Management
5 Lawson St
Warren, NSW, 2824
+61 2 68473367
Fax: +61 2 68473401



Tomingley Gold Extension Project for Alkane Resources
Detailed pit MT041 Epicalcareous Epipedal Grey Vertosol

Excavated on: **20/08/2020** Logged by: Dr Robert Banks 614504m E, 6390868m N, (WGS84), 269.6m AHD

Landscape Properties

Landform Element: **plain**

Vegetation Community:

Growth Form:

Site Disturbance: **extensive clearing**

Land Use: **improved pasture** Groundcover: **70%**

Surface Condition Wet: **firm** Dry:

Topography




Slope: **0%** Flat Aspect

Site Morphology: **flat**

Slope Morphology: **Minimal**

Microrelief: **gilgai** Depth: **70** Extent: **> 50% area**

Rock Outcrop:

DEPTH (centimetres)	Horizon	GRAPHIC LOG	PROFILE DESCRIPTION	Field pH	Proportion Coarse Fragments 0 0.5 1	Proportion Concretions 0 0.5 1	Lab ECe (dS/m)	SAMPLE
	A1		Dark brown light medium clay with strong grade of crumb structure and smooth-faced 0.5 cm peds. Moist. Clear boundary to:	7			0.6	
	B1		Dark greyish brown medium clay with strong grade of prismatic structure and smooth-faced 2.5 cm peds. Few (2-10%), coarse (6-20mm), weak, calcareous soft segregations. Soil had 2% distinct, orange, unspecified mottles. High effervescence to 1 Molar HCl. Moist. Gradual boundary to:	9			0.4	
50							0.3	
	B22		Greyish brown medium heavy clay with strong grade of prismatic structure and smooth-faced 5.5 cm peds. Common (10-20%), coarse (6-20mm), weak, calcareous soft segregations. Soil had 15% prominent, gley, unspecified mottles. High effervescence to 1 Molar HCl. Dry.	9			0.5	
100							0.7	
			COMMENTS: 0 Bottom of hole at 120					

Lithology

Substrate: **alluvium**

Base of Observations:

soil continues

Rootzone: **85cm**

Very poorly drained

Slowly permeable



Sustainable Soils Management
 5 Lawson St
 Warren, NSW, 2824
 +61 2 68473367
 Fax: +61 2 68473401



Tomingley Gold Extension Project for Alkane Resources

Detailed pit MT042 Haplic Eutrophic Red Chromsol

Excavated on: **20/08/2020** Logged by: Dr Robert Banks 614774m E, 6391672m N, (WGS84), 271.5m AHD

Landscape Properties

Landform Element: **plain**

Vegetation Community:

Growth Form:

Site Disturbance: **rainfed cultivation**

Land Use: **cropping**

Surface Condition Wet: **firm**

Groundcover: **75%**

Dry: **hard set**

Topography




Slope: **0%** Western Aspect

Site Morphology: **flat**

Slope Morphology: **Minimal**

Microrelief: **none** Depth: Extent:

Rock Outcrop:

DEPTH (centimetres)	Horizon	GRAPHIC LOG	PROFILE DESCRIPTION	Field pH	Proportion Coarse Fragments 0 0.5 1	Proportion Concretions 0 0.5 1	Lab ECe (dS/m)	SAMPLE
	A1		Dark reddish brown clay loam with massive grade of structure and earthy . Few (2-10%), quartz coarse gravel (20-60mm). Clods were not dispersive, and in distilled water. Moist. Abrupt boundary to:	6	↑	↑	0.6	
	B2		Dark red medium clay with strong grade of angular blocky structure and smooth-faced 2.5 cm peds. Moderately moist. Gradual boundary to:	6	↑	↑	0.2	
50							0.2	
	C		Andesitic saprolite with massive grade of structure and earthy . Moderately moist.	0	↑	↑	0.2	
100								
			COMMENTS: 0 Bottom of hole at 105					

Lithology

Substrate: **alluvium**

Base of Observations:

bedrock reached

Rootzone: **55cm**

Moderately well drained

Moderately permeable



Sustainable Soils Management
5 Lawson St
Warren, NSW, 2824
+61 2 68473367
Fax: +61 2 68473401



Tomingley Gold Extension Project for Alkane Resources

Detailed pit MT043

Vertic Hypocalcic Red Dermosol

Excavated on: **20/08/2020** Logged by: Dr Robert Banks 614406m E, 6391982m N, (WGS84), 268.2m AHD

Landscape Properties

Landform Element: **plain**

Vegetation Community:

Growth Form:

Site Disturbance: **occasional cultivation**

Land Use: **cropping**

Surface Condition Wet: **firm**

Groundcover: **75%**

Dry: **hard set**

Topography




Slope: **0%** Flat Aspect

Site Morphology: **flat**

Slope Morphology: **Minimal**

Microrelief: **none** Depth: Extent:

Rock Outcrop:

DEPTH (centimetres)	Horizon	GRAPHIC LOG	PROFILE DESCRIPTION	Field pH	Proportion Coarse Fragments 0.5 1	Proportion Concretions 0.5 1	Lab ECe (dS/m)	SAMPLE
	A1		Dark reddish brown light clay with moderate grade of polyhedral structure and smooth-faced 0.7 cm peds. Moist. Clear boundary to:	6	↑	↑	0.2	
	B2		Red medium clay with strong grade of angular blocky structure and smooth-faced 1 cm peds. Moist. Gradual boundary to:	6.5	↑	↑	0.2	
50	B22		Strong brown medium heavy clay with strong grade of angular blocky structure and smooth-faced 1.5 cm peds. Very few (<2%), fine (<2mm), weak, calcareous fragments. Soil had 2% faint, yellow, unspecified mottles. Slight effervescence to 1 Molar HCl. Moist.	7	↑	↑	0.2	
100							0.1	
			COMMENTS: 0 Bottom of hole at 120					

Lithology

Substrate: **alluvium**

Base of Observations:

soil continues

Rootzone: **120cm**

Moderately well drained

Moderately permeable



Sustainable Soils Management
5 Lawson St
Warren, NSW, 2824
+61 2 68473367
Fax: +61 2 68473401



Tomingley Gold Extension Project for Alkane Resources

Detailed pit MT044

Epicalcareous-Epihypersodic Epipedal Red
Vertosol

Excavated on: **20/08/2020** Logged by: Dr Robert Banks 614508m E, 6392374m N, (WGS84), 269.7m AHD

Landscape Properties

Landform Element: **plain**

Vegetation Community:

Growth Form:

Site Disturbance: **rainfed cultivation**

Land Use: **cropping**

Surface Condition Wet: **soft**

Groundcover: **5%**

Dry: **cracked**

Topography




Slope: **0%** Flat Aspect

Site Morphology: **flat**

Slope Morphology: **Minimal**

Microrelief: **gilgai** Depth: **30** Extent: **<= 50% area**

Rock Outcrop:

DEPTH (centimetres)	Horizon	GRAPHIC LOG	PROFILE DESCRIPTION	Field pH	Proportion Coarse Fragments 0.5 1	Proportion Concretions 0.5 1	Lab ECe (dS/m)	SAMPLE
	A1		Dark brown light medium clay with strong grade of polyhedral structure and smooth-faced 0.5 cm peds. Wet. Diffuse boundary to:	6.5			0.3	
	B1		Reddish brown medium clay with strong grade of prismatic structure and smooth-faced 2.5 cm peds. Few (2-10%), coarse (6-20mm), weak, calcareous soft segregations. Soil had 15% distinct, dark, unspecified mottles. High effervescence to 1 Molar HCl. Wet. Diffuse boundary to:	9			0.7	
50							0.8	
	B2		Yellowish red medium heavy clay with strong grade of lenticular structure and smooth-faced 1 cm peds. Slight effervescence to 1 Molar HCl. Wet.	9			2.3	
100								
			COMMENTS: 0 Bottom of hole at 120					

Lithology

Substrate: **alluvium**

Base of Observations:

soil continues

Rootzone: **120cm**

Poorly drained

Very slowly permeable



Sustainable Soils Management
5 Lawson St
Warren, NSW, 2824
+61 2 68473367
Fax: +61 2 68473401



Tomingley Gold Extension Project for Alkane Resources
Detailed pit MT045 Episodic-Endocalcareous Epipedal Red **Vertosol**

Excavated on: **20/08/2020** Logged by: Dr Robert Banks 614873m E, 6392356m N, (WGS84), 272.3m AHD

Landscape Properties

Landform Element: **plain**

Vegetation Community:

Growth Form:

Site Disturbance: **occasional cultivation**

Land Use: **cropping**

Surface Condition Wet: **soft**

Groundcover: **95%**

Dry: **hard set**

Topography

Slope: **0%** Flat Aspect

Site Morphology: **flat**

Slope Morphology: **Minimal**

Microrelief: **gilgai** Depth: **30** Extent: **> 50% area**

Rock Outcrop:

DEPTH (centimetres)	Horizon	GRAPHIC LOG	PROFILE DESCRIPTION	Field pH	Proportion Coarse Fragments 0 0.5 1	Proportion Concretions 0 0.5 1	Lab ECe (dS/m)	SAMPLE
	A		Dark reddish brown light clay with strong grade of polyhedral structure and smooth-faced 0.7 cm peds. Wet. Diffuse boundary to:	6			0.5	
	B2		Reddish brown light medium clay with strong grade of prismatic structure and smooth-faced 2.5 cm peds. Common (10-20%), , , calcareous soft segregations. High effervescence to 1 Molar HCl. Wet. Diffuse boundary to:	8.5			2.1	
50							4.6	
							8.9	
	B22		Brown medium heavy clay with strong grade of lenticular structure and smooth-faced 2.5 cm peds. Very few (<2%), , weak, calcareous soft segregations. Soil had 25% prominent, grey, unspecified mottles. Slight effervescence to 1 Molar HCl. Wet.	8			10.1	
100								
			COMMENTS: 0 Bottom of hole at 125					

Lithology

Substrate: **alluvium**

Base of Observations:

soil continues


Rootzone: **120cm**

Imperfectly drained

Slowly permeable



Sustainable Soils Management
 5 Lawson St
 Warren, NSW, 2824
 +61 2 68473367
 Fax: +61 2 68473401



Tomingley Gold Extension Project for Alkane Resources

Detailed pit MT046

Sodic Hypocalcic Red Kandosol

Excavated on: **20/08/2020** Logged by: Dr Robert Banks 614936m E, 6392797m N, (WGS84), 270.5m AHD

Landscape Properties

Landform Element: **plain**

Vegetation Community:

Growth Form:

Site Disturbance: **occasional cultivation**

Land Use: **improved pasture**

Surface Condition Wet: **firm**

Groundcover: **100%**

Dry: **hard set**

Topography

Slope: **0%** Flat Aspect

Site Morphology: **flat**

Slope Morphology: **Minimal**

Microrelief: **none** Depth: Extent:

Rock Outcrop:

DEPTH (centimetres)	Horizon	GRAPHIC LOG	PROFILE DESCRIPTION	Field pH	Proportion Coarse Fragments 0 0.5 1	Proportion Concretions 0 0.5 1	Lab ECe (dS/m)	SAMPLE
	A1		Reddish brown silty clay loam with massive grade of structure and earthy . Moist. Clear boundary to:	6			0.3	
	B1		Reddish brown silty clay loam with massive grade of structure and earthy . Wet. Clear boundary to:	6			0.1	
50	2D		Dark red sandy clay loam with strong grade of angular blocky structure and smooth-faced . Dry. Gradual boundary to:	6.5			0.2	
100	3D		Yellowish red sandy clay with strong grade of prismatic structure and smooth-faced . Many (20-50%), parent material coarse gravel (20-60mm). Very few (<2%), fine (<2mm), strong, calcareous fragments. Soil had 7% faint, grey, unspecified mottles. Slight effervescence to 1 Molar HCl. Moderately moist.	7.5			0.4	
			COMMENTS: 0 Bottom of hole at 120					

Lithology

Substrate: **alluvium**

Base of Observations:

soil continues

Rootzone: **80cm**

Moderately well drained

Moderately permeable



Sustainable Soils Management
5 Lawson St
Warren, NSW, 2824
+61 2 68473367
Fax: +61 2 68473401



Tomingley Gold Extension Project for Alkane Resources

Detailed pit MT047

Vertic Mesonatric Red Sodosol

Excavated on: **21/08/2020** Logged by: Dr Robert Banks 614846m E, 6391042m N, (WGS84), 271.6m AHD

Landscape Properties

Landform Element: **plain**

Vegetation Community:

Growth Form:

Site Disturbance: **occasional cultivation**

Land Use: **cropping**

Surface Condition Wet: **soft**

Groundcover: **85%**

Dry: **hard set**

Topography





Slope: **0%** Flat Aspect

Site Morphology: **flat**

Slope Morphology: **Minimal**

Microrelief: **none** Depth: Extent:

Rock Outcrop:

DEPTH (centimetres)	Horizon	GRAPHIC LOG	PROFILE DESCRIPTION	Field pH	Proportion Coarse Fragments 0 0.5 1	Proportion Concretions 0 0.5 1	Lab ECe (dS/m)	SAMPLE
	A1		Dusky red silty clay loam with massive grade of structure and earthy . Wet. Clear boundary to:	5.5			0.4	
	B1		Dusky red medium clay with strong grade of angular blocky structure and smooth-faced 1.5 cm peds. Moist. Gradual boundary to:	6.5			0.2	
50	B2		Red medium heavy clay with strong grade of angular blocky structure and smooth-faced 2.5 cm peds. Moderately moist. Gradual boundary to:	7			0.3	
	B22		Yellowish red light medium clay with strong grade of prismatic structure and smooth-faced 2.5 cm peds. Common (10-20%), parent material gravel (6-20mm). Very few (<2%), fine (<2mm), strong, calcareous fragments. Slight effervescence to 1 Molar HCl. Moderately moist.	7.5			0.4	
100							0.6	
			COMMENTS: 0 Bottom of hole at 120					

Lithology

Substrate: **alluvium**

Base of Observations:

soil continues

Rootzone: **120cm**

Moderately well drained

Moderately permeable



Sustainable Soils Management
5 Lawson St
Warren, NSW, 2824
+61 2 68473367
Fax: +61 2 68473401



Tomingley Gold Extension Project for Alkane Resources
Detailed pit MT048 Epicalcareous Self-mulching Red Vertosol

Excavated on: **21/08/2020** Logged by: Dr Robert Banks 615285m E, 6391786m N, (WGS84), 277.9m AHD

Landscape Properties

Landform Element: **footslope**

Vegetation Community:

Growth Form:

Site Disturbance: **rainfed cultivation**

Land Use: **cropping**

Surface Condition Wet: **soft**

Groundcover: **85%**

Dry: **cracked**

Topography





Slope: **2%** Western Aspect

Site Morphology: **lower slope**

Slope Morphology: **Minimal**

Microrelief: **none** Depth: Extent:

Rock Outcrop:

DEPTH (centimetres)	Horizon	GRAPHIC LOG	PROFILE DESCRIPTION	Field pH	Proportion Coarse Fragments 0 0.5 1	Proportion Concretions 0 0.5 1	Lab ECe (dS/m)	SAMPLE
	Ap		Dark brown silty clay with strong grade of polyhedral structure and rough-faced 0.7 cm peds. Wet. Gradual boundary to:	7			0.3	
	B1		Dark reddish brown medium clay with strong grade of prismatic structure and rough-faced 2.5 cm peds. Moist. Gradual boundary to:	8.5			0.3	
							0.6	
50	B2		Yellowish red medium heavy clay with strong grade of prismatic structure and rough-faced 2.5 cm peds. Common (10-20%), coarse (6-20mm), weak, calcareous soft segregations. High effervescence to 1 Molar HCl. Moist. Gradual boundary to:	8.5			1.4	
100	B22		Brown medium heavy clay with strong grade of prismatic structure and rough-faced 5.5 cm peds. Very few (<2%), coarse (6-20mm), weak, calcareous soft segregations. Slight effervescence to 1 Molar HCl. Moderately moist.	9			3.3	
			COMMENTS: 0 Bottom of hole at 120					

Lithology

Substrate: **colluvium**

Base of Observations:

soil continues


Rootzone: **120cm**

Moderately well drained

Moderately permeable



Sustainable Soils Management
 5 Lawson St
 Warren, NSW, 2824
 +61 2 68473367
 Fax: +61 2 68473401



Tomingley Gold Extension Project for Alkane Resources

Detailed pit MT049

Episodic-Epicalcareous Epipedal Brown Vertosol

Excavated on: **21/08/2020** Logged by: Dr Robert Banks 615217m E, 6392467m N, (WGS84), 273.3m AHD

Landscape Properties

Landform Element: **plain**

Vegetation Community:

Growth Form:

Site Disturbance: **extensive clearing**

Land Use: **volun./native pasture** Groundcover: **60%**

Surface Condition Wet: **firm**

Dry: **hard set**

Topography




Slope: **0%** Flat Aspect

Site Morphology: **flat**

Slope Morphology: **Minimal**

Microrelief: **gilgai** Depth: **30** Extent: **> 50% area**

Rock Outcrop:

DEPTH (centimetres)	Horizon	GRAPHIC LOG	PROFILE DESCRIPTION	Field pH	Proportion Coarse Fragments 0 0.5 1	Proportion Concretions 0 0.5 1	Lab ECe (dS/m)	SAMPLE
	A1		Brown light medium clay with strong grade of subangular blocky structure and smooth-faced 1.5 cm peds. Soil had 25% distinct, unspecified mottles. High effervescence to 1 Molar HCl. Moist. Clear boundary to:	6.5			0.5	
	B2		Brown medium heavy clay with strong grade of prismatic structure and smooth-faced 2.5 cm peds. Very few (<2%), coarse (6-20mm), , calcareous soft segregations. High effervescence to 1 Molar HCl. Wet. Diffuse boundary to:	9			0.8	
50							3.8	
							8.2	
	B22		Greyish brown heavy clay with strong grade of prismatic structure and smooth-faced 5.5 cm peds. Common (10-20%), coarse (6-20mm), , calcareous soft segregations. High effervescence to 1 Molar HCl. Moist.	6			10.6	
100								
			COMMENTS: 0 Bottom of hole at 120					

Lithology

Substrate: **alluvium**

Base of Observations:

soil continues

Rootzone: **60cm**

Very poorly drained

Very slowly permeable



Sustainable Soils Management
5 Lawson St
Warren, NSW, 2824
+61 2 68473367
Fax: +61 2 68473401



Tomingley Gold Extension Project for Alkane Resources

Detailed pit MT050

No available class No available class Cumulic
Anthroposol

Excavated on: **21/08/2020** Logged by: Dr Robert Banks 614472m E, 6392784m N, (WGS84), 269.1m AHD

Landscape Properties

Landform Element: **mound**

Vegetation Community:

Growth Form:

Site Disturbance: **highly disturbed**

Land Use: **industrial**

Surface Condition Wet: **firm**

Groundcover: **90%**

Dry: **hard set**

Topography

Slope: **0%** Flat Aspect

Site Morphology: **crest**

Slope Morphology: **Minimal**

Microrelief: **none** Depth: Extent:

Rock Outcrop:

DEPTH (centimetres)	Horizon	GRAPHIC LOG	PROFILE DESCRIPTION	Field pH	Proportion Coarse Fragments 0 0.5 1	Proportion Concretions 0 0.5 1	Lab ECe (dS/m)	SAMPLE
	F1		Dark yellowish brown silty loam with massive grade of structure and earthy . High effervescence to 1 Molar HCl. Moist. Clear boundary to:	8.5			0.6	
	F2		Light olive brown silty loam with massive grade of structure and earthy . High effervescence to 1 Molar HCl. Moderately moist. Clear boundary to:	9			1.1	
	F3		Light yellowish brown silty loam with massive grade of structure and earthy . Very few (<2%), fine (<2mm), strong, calcareous fragments. High effervescence to 1 Molar HCl. Dry. Clear boundary to:	9			10.4	
50							18.5	
	F		Light olive brown silty loam with massive grade of structure and earthy . Very few (<2%), medium (2-6mm), strong, calcareous fragments. High effervescence to 1 Molar HCl. Dry. Clear boundary to:	9.5			21.1	
100								
			COMMENTS: 0 Bottom of hole at 120					

Lithology

Substrate: **not identified**

Base of Observations:

soil continues

Rootzone: **30cm**

Well drained

Moderately permeable



Sustainable Soils Management
5 Lawson St
Warren, NSW, 2824
+61 2 68473367
Fax: +61 2 68473401



Tomingley Gold Extension Project for Alkane Resources

Exclusion MT051

Excavated on: **21/08/2020** Logged by: Dr Robert Banks 614559m E, 6391321m N, (WGS84), 269.5m AHD

Landscape Properties

Landform Element: **plain**

Vegetation Community: **woodland grass understory**

Growth Form:

Site Disturbance: **rainfed cultivation**

Land Use: **cropping**

Surface Condition Wet: **soft**

Groundcover: **65%**

Dry: **cracked**

Topography

Slope: **0%** Aspect

Site Morphology: **flat**

Slope Morphology: **Minimal**

Microrelief: **gilgai** Depth: **70** Extent: **> 50% area**

Rock Outcrop:

DEPTH (centimetres)	Horizon	GRAPHIC LOG	PROFILE DESCRIPTION	Field pH	Proportion Coarse Fragments 0.5 1	Proportion Concretions 0.5 1	Lab ECe (dS/m)	SAMPLE
50			COMMENTS: 0 Bottom of hole at 0					
100								

Lithology

Substrate:

Base of Observations:

Rootzone: **cm**

Very poorly drained

Very slowly permeable



Sustainable Soils Management
5 Lawson St
Warren, NSW, 2824
+61 2 68473367
Fax: +61 2 68473401



Tomingley Gold Extension Project for Alkane Resources

Exclusion MT052

Excavated on: **21/08/2020** Logged by: Dr Robert Banks 614291m E, 6391118m N, (WGS84), 276m AHD

Landscape Properties

Landform Element: **plain**

Vegetation Community: **woodland grass understory**

Growth Form:

Site Disturbance: **limited clearing**

Land Use: **volun./native pasture** Groundcover: **50%**

Surface Condition Wet: **gravelly** Dry: **gravelly**

Topography

Slope: **0%** Aspect

Site Morphology: **flat**

Slope Morphology: **Minimal**

Microrelief: **gilgai** Depth: **70** Extent: **> 50% area**

Rock Outcrop:

DEPTH (centimetres)	Horizon	GRAPHIC LOG	PROFILE DESCRIPTION	Field pH	Proportion Coarse Fragments 0.5 1	Proportion Concretions 0.5 1	Lab ECe (dS/m)	SAMPLE
50			COMMENTS: 0 Bottom of hole at 0					
100								

Lithology

Substrate:

Base of Observations:

Rootzone: **cm**

Very poorly drained

Very slowly permeable



Sustainable Soils Management
5 Lawson St
Warren, NSW, 2824
+61 2 68473367
Fax: +61 2 68473401



Tomingley Gold Extension Project for Alkane Resources

Exclusion MT053

Excavated on: **21/08/2020** Logged by: Dr Robert Banks 613888m E, 6389819m N, (WGS84), 269m AHD

Landscape Properties

Landform Element: **plain**

Vegetation Community: **woodland grass understory**

Growth Form:

Site Disturbance: **limited clearing**

Land Use: **volun./native pasture** Groundcover: **60%**

Surface Condition Wet: **gravelly** Dry: **gravelly**

Topography

Slope: **0%** Aspect

Site Morphology: **flat**

Slope Morphology: **Minimal**

Microrelief: **gilgai** Depth: **70** Extent: **> 50% area**

Rock Outcrop:

DEPTH (centimetres)	Horizon	GRAPHIC LOG	PROFILE DESCRIPTION	Field pH	Proportion Coarse Fragments 0.5 1	Proportion Concretions 0 0.5 1	Lab ECe (dS/m)	SAMPLE
50			COMMENTS: 0 Bottom of hole at 0					
100								

Lithology

Substrate:

Base of Observations:

Rootzone: **cm**

Very poorly drained

Very slowly permeable



Sustainable Soils Management
5 Lawson St
Warren, NSW, 2824
+61 2 68473367
Fax: +61 2 68473401



Tomingley Gold Extension Project for Alkane Resources

Exclusion MT054

Excavated on: **21/08/2020** Logged by: Dr Robert Banks 615230m E, 6392185m N, (WGS84), 267.7m AHD

Landscape Properties

Landform Element: **plain**

Vegetation Community: **woodland grass understory**

Growth Form:

Site Disturbance: **extensive clearing**

Land Use: **swamp complex**

Surface Condition Wet: **soft**

Groundcover: **60%**

Dry: **hardset**

Topography

Slope: **0%** Aspect

Site Morphology: **flat**

Slope Morphology: **Minimal**

Microrelief: **gilgai** Depth: **70** Extent: **> 50% area**

Rock Outcrop:

DEPTH (centimetres)	Horizon	GRAPHIC LOG	PROFILE DESCRIPTION	Field pH	Proportion Coarse Fragments 0.5 1	Proportion Concretions 0.5 1	Lab ECe (dS/m)	SAMPLE
50			COMMENTS: 0 Bottom of hole at 0					
100								

Lithology

Substrate:

Base of Observations:

Rootzone: **cm**

Very poorly drained

Very slowly permeable



Sustainable Soils Management
5 Lawson St
Warren, NSW, 2824
+61 2 68473367
Fax: +61 2 68473401



Tomingley Gold Extension Project for Alkane Resources

Exclusion MT101

Excavated on: **22/07/2020** Logged by: Dr Pat Hulme 613194m E, 6390900m N, (WGS84), 263.8m AHD

Landscape Properties

Landform Element: **plain**

Vegetation Community:

Growth Form:

Site Disturbance: **no effective disturbance**

Land Use: **volun./native pasture** Groundcover: %

Surface Condition Wet:

Dry:

Topography

Slope: **0%** Aspect

Site Morphology: **flat**

Slope Morphology: **Minimal**

Microrelief: **gilgai** Depth: **70** Extent: **> 50% area**

Rock Outcrop:

DEPTH (centimetres)	Horizon	GRAPHIC LOG	PROFILE DESCRIPTION	Field pH	Proportion Coarse Fragments 0.5 1	Proportion Concretions 0.5 1	Lab ECe (dS/m)	SAMPLE
50			COMMENTS: 0 Bottom of hole at 0					
100								

Lithology

Substrate: **alluvium**

Base of Observations:

Rootzone: **cm**



Sustainable Soils Management
5 Lawson St
Warren, NSW, 2824
+61 2 68473367
Fax: +61 2 68473401



Tomingley Gold Extension Project for Alkane Resources

Exclusion MT102

Excavated on: **22/07/2020** Logged by: Dr Pat Hulme 613213m E, 6390649m N, (WGS84), 263.5m AHD

Landscape Properties

Landform Element: **plain**

Vegetation Community:

Growth Form:

Site Disturbance: **no effective disturbance**

Land Use: **volun./native pasture** Groundcover: %

Surface Condition Wet:

Dry:

Topography

Slope: **0%** Aspect

Site Morphology: **flat**

Slope Morphology: **Minimal**

Microrelief: **gilgai** Depth: **70** Extent: **> 50% area**

Rock Outcrop:

DEPTH (centimetres)	Horizon	GRAPHIC LOG	PROFILE DESCRIPTION	Field pH	Proportion Coarse Fragments 0.5 1	Proportion Concretions 0.5 1	Lab ECe (dS/m)	SAMPLE
50			COMMENTS: 0 Bottom of hole at 0					
100								

Lithology

Substrate: **alluvium**

Base of Observations:

Rootzone: **cm**



Sustainable Soils Management
5 Lawson St
Warren, NSW, 2824
+61 2 68473367
Fax: +61 2 68473401



Tomingley Gold Extension Project for Alkane Resources

Exclusion MT103

Excavated on: **22/07/2020** Logged by: Dr Pat Hulme 613186m E, 6391252m N, (WGS84), 263.7m AHD

Landscape Properties

Landform Element: **plain**

Vegetation Community:

Growth Form:

Site Disturbance: **no effective disturbance**

Land Use: **volun./native pasture** Groundcover: %

Surface Condition Wet:

Dry:

Topography

Slope: **0%** Aspect

Site Morphology: **flat**

Slope Morphology: **Minimal**

Microrelief: **gilgai** Depth: **70** Extent: **> 50% area**

Rock Outcrop:

DEPTH (centimetres)	Horizon	GRAPHIC LOG	PROFILE DESCRIPTION	Field pH	Proportion Coarse Fragments 0.5 1	Proportion Concretions 0.5 1	Lab ECe (dS/m)	SAMPLE
50			COMMENTS: 0 Bottom of hole at 0					
100								

Lithology

Substrate: **alluvium**

Base of Observations:

Rootzone: **cm**



Sustainable Soils Management
5 Lawson St
Warren, NSW, 2824
+61 2 68473367
Fax: +61 2 68473401



Tomingley Gold Extension Project for Alkane Resources

Exclusion MT105

Excavated on: **22/07/2020** Logged by: Dr Pat Hulme 613534m E, 6392235m N, (WGS84), 264.4m AHD

Landscape Properties

Landform Element: **plain**

Vegetation Community:

Growth Form:

Site Disturbance:

Land Use: **0**

Surface Condition Wet:

Groundcover: %

Dry:

Topography

Slope: **0%** Aspect

Site Morphology: **flat**

Slope Morphology: **Minimal**

Microrelief: **gilgai** Depth: **70** Extent: **> 50% area**

Rock Outcrop:

DEPTH (centimetres)	Horizon	GRAPHIC LOG	PROFILE DESCRIPTION	Field pH	Proportion Coarse Fragments 0.5 1	Proportion Concretions 0.5 1	Lab ECe (dS/m)	SAMPLE
50			COMMENTS: 0 Bottom of hole at 0					
100								

Lithology

Substrate: **alluvium**

Base of Observations:

Rootzone: **cm**



Sustainable Soils Management
5 Lawson St
Warren, NSW, 2824
+61 2 68473367
Fax: +61 2 68473401



Tomingley Gold Extension Project for Alkane Resources

Detailed pit MT114 Sodic Eutrophic Red Dermosol

Excavated on: **24/07/2020** Logged by: Dr Pat Hulme 613421m E, 6388665m N, (WGS84), 266m AHD

Landscape Properties

Landform Element: **plain**

Vegetation Community:

Growth Form:

Site Disturbance: **extensive clearing**

Land Use: **volun./native pasture** Groundcover: **50%**

Surface Condition Wet: **firm**

Dry: **hard set**

Topography

Slope: **1%** Aspect

Site Morphology: **flat**

Slope Morphology: **Minimal**

Microrelief: **none** Depth: Extent:

Rock Outcrop:

DEPTH (centimetres)	Horizon	GRAPHIC LOG	PROFILE DESCRIPTION	Field pH	Proportion Coarse Fragments 0 0.5 1	Proportion Concretions 0 0.5 1	Lab ECe (dS/m)	SAMPLE
	A1		Dark brown fine sandy clay loam with moderate grade of subangular blocky structure and sandy 1 cm peds, breaking to angular blocky peds of 0.5 cm. Clods were not dispersive, and did not slake in distilled water. Moderately moist.	4			0.2	
	A3			5.5			0.3	
	B1		Very dark grey fine sandy clay loam with strong grade of subangular blocky structure and rough-faced 2 cm peds, breaking to polyhedral peds of 0.5 cm. Clods were not dispersive, and slaked completely in distilled water. Moderately moist. Abrupt boundary to: Brown light clay with strong grade of prismatic structure and rough-faced 5 cm peds, breaking to polyhedral peds of 1 cm. Clods were moderately dispersive, and partially slaked in distilled water. Moderately moist. Clear boundary to:	7			0.3	
50							0.2	
	B22		Dark yellowish brown medium clay with strong grade of polyhedral structure and smooth-faced 10 cm peds, breaking to polyhedral peds of 2 cm. Very few (<2%), stratified, reoriented, strongly weathered, quartz gravel (6-20mm). Very few (<2%), medium (2-6mm), weak, calcareous nodules. Clods were not dispersive, and slaked completely in distilled water. Dry. Gradual boundary to:	8			0.9	
	B23		Dark yellowish brown medium clay with strong grade of polyhedral structure and smooth-faced 10 cm peds, breaking to polyhedral peds of 2 cm. Very few (<2%), medium (2-6mm), weak, calcareous nodules. Clods dispersed strongly, and slaked completely in distilled water. Dry.	8.5				
100								
			COMMENTS: 0 Bottom of hole at 120					

Lithology

Substrate: **alluvium**

Base of Observations:

layer continues


Rootzone: **170cm**

Imperfectly drained

Very slowly permeable



Sustainable Soils Management
5 Lawson St
Warren, NSW, 2824
+61 2 68473367
Fax: +61 2 68473401



Tomingley Gold Extension Project for Alkane Resources Exclusion MT119

Excavated on: **13/08/2020** Logged by: Dr Pat Hulme 614959m E, 6389457m N, (WGS84), 273.4m AHD

Landscape Properties

Landform Element: **0**
Vegetation Community:
Growth Form:
Site Disturbance:
Land Use: **0**
Surface Condition Wet:

Groundcover: %
Dry:

Topography

Slope: **0%** Aspect
Site Morphology:
Slope Morphology: **Minimal**
Microrelief: **gilgai** Depth: **70** Extent: **> 50% area**
Rock Outcrop:

DEPTH (centimetres)	Horizon	GRAPHIC LOG	PROFILE DESCRIPTION	Field pH	Proportion Coarse Fragments 0.5 1	Proportion Concretions 0.5 1	Lab ECe (dS/m)	SAMPLE
50			COMMENTS: 0 Bottom of hole at 0					
100								

Lithology

Substrate: **0**
Base of Observations:
Rootzone: **cm**



Sustainable Soils Management
5 Lawson St
Warren, NSW, 2824
+61 2 68473367
Fax: +61 2 68473401



Tomingley Gold Extension Project Devonish's
Cr461 **TEST HOLE MT106**

Date Excavated: 23/7/20 Australian Soil Class: Red Dermosol Geology: ND
 Logged by: PJH Datum: WGS84 Annual Crop Rootzone (cm): 60 Landuse: Naturalised pasture
 Easting: 612438 Northing: 6387031 Plant Available Water (mm): 82 Surface condition: Trampled
 Surface Elevation(m): _____ Drainage: Poorly drained Surface gravel: 20% quartz/siltstone fine gravel
 Equipment: Backhoe Estimated Permeability: < 5 mm/day Outcrop: None

DEPTH (centimetres)	Horizon	GRAPHIC LOG	PROFILE DESCRIPTION	Field pH	Effervescence	Proportion Coarse Fragments 0.5-1	Approximate Concretions	Field ECe (dS/m)	SAMPLE
	A1		Brown medium clay with strong grade of subangular blocky structure and ped size of 3 cm breaking to 0.5 cm. Soil is not dispersive, completely slakes, has a moderate to good SOILpak score and has abundant roots present.	5.5	Nil				
	B1		Grey medium heavy clay with strong grade of polyhedral structure and ped size of 5 cm breaking to 1 cm. Soil is slightly dispersive, partially slakes, has a moderate SOILpak score and has many roots present.	8	Nil				
	B2		Brown medium heavy clay with strong grade of polyhedral structure and ped size of 5 cm breaking to 0.5 cm. Soil is not dispersive, doesn't slake, has a moderate SOILpak score and has an average number of roots present.	9.5	Nil				
50									
	B3		Red medium clay with moderate grade of polyhedral structure and ped size of 10 cm breaking to 1 cm. Soil is strongly dispersive, partially slakes, has a moderate SOILpak score and has few roots present.	9.5	Nil				
100									
			COMMENTS: M, M, M, M						
			Bottom of hole at 110						
150									



Sustainable Soils Management
 5 Lawson St
 Warren, NSW, 2824
 +61 2 68473367 Fax: +61 2 68473401


















































Landscape Properties

Landscape position: Midslope
 Microrelief: Normal gilgai
 Erosion: Partly stabilised Rill
 Vegetation: Medic, ryegrass, black oats



Tomingley Gold Extension Project Devonish's
Cr461 **TEST HOLE MT107**

Date Excavated: 23/7/20 Australian Soil Class: Red Chromosol Geology: ND
 Logged by: PJH Datum: WGS84 Annual Crop Rootzone (cm): 80 Landuse: Naturalised pasture
 Easting: 612573 Northing: 6387602 Plant Available Water (mm): 119 Surface condition: Hard-setting
 Surface Elevation(m): _____ Drainage: Moderately well drained Surface gravel: 1% fine angular quartz gravel
 Equipment: Backhoe Estimated Permeability: 5 to 50 mm/day Outcrop: None

DEPTH (centimetres)	Horizon	GRAPHIC LOG	PROFILE DESCRIPTION	Field pH	Effervescence	Proportion Coarse Fragments 0.5-1	Approximate Concretions	Field ECe (dS/m)	SAMPLE
	A1		Red silty clay loam with weak grade of subangular blocky structure and ped size of 5 cm breaking to 1 cm. Soil has a poor to moderate SOILpak score and has many roots present.	5	Nil				
	A2			5	Nil				
	B2		Red silty clay with moderate grade of subangular blocky structure and ped size of 3 cm breaking to 1 cm. Soil has a moderate SOILpak score and has an average number of roots present.	6.5	Nil				
			Red medium clay with strong grade of subangular blocky structure and ped size of 3 cm breaking to 1 cm. Soil has a moderate to good SOILpak score and has an average number of roots present.						
50	B31		Red light medium clay with strong grade of polyhedral structure and ped size of 2 cm breaking to 1 cm. Soil has a moderate SOILpak score and has few roots present.	8	Nil				
									
									
									
									
									
									
									
									
									
									
									
									
									
									
									
									
									
									
									
									
									
									
									
									
									
									
									
									
100	B32		light medium clay with strong grade of polyhedral structure and ped size of 10 cm breaking to 1 cm Soil has a moderate to good SOILpak score and has few roots present.	8.5	Slight		2% Carb		
									
									
									
									
									
									
									
									
									
									
									
									
									
									
									
150									

COMMENTS:
 M, M, M, D, D, A2 5YR 7/3. Deep soil. Stable macropores 1 m.
 Bottom of hole at 110

Landscape Properties

Landscape position: Flat

Microrelief: No microrelief



Erosion: Stabilised

Vegetation: Black oats, capeweed, ryegrass, pine nearby



Tomingley Gold Extension Project Devonish's
Cr461 **TEST HOLE MT108**

Date Excavated: 23/7/20 Australian Soil Class: Red-Orthic Tenosol Geology: ND
 Logged by: PJH Datum: WGS84 Annual Crop Rootzone (cm): 30 Landuse: Cropped
 Easting: 611896 Northing: 6388291 Plant Available Water (mm): 29 Surface condition: Hard-setting
 Surface Elevation(m): _____ Drainage: Well drained Surface gravel: 5% fine gravel
 Equipment: Backhoe Estimated Permeability: < 5 mm/day Outcrop: ND

DEPTH (centimetres)	Horizon	GRAPHIC LOG	PROFILE DESCRIPTION	Field pH	Effervescence	Proportion Coarse Fragments	Approximate Concretions	Field ECe (dS/m)	SAMPLE
	A1		Red sandy clay loam with moderate grade of subangular blocky structure and ped size of 3 cm breaking to 0.5 cm. Soil is not dispersive, doesn't slake, has a moderate to good SOILpak score and has abundant roots present.	4.8	Nil	0.5			
	A2		Red sandy clay loam with weak grade of subangular blocky structure and ped size of 0.5. Soil is not dispersive, doesn't slake	5	Nil				
	B								
50			COMMENTS: M, M, Rock is vertically bedded siltstone., A2 5YR 5/4 dry. Bottom of hole at 50						
100									
150									



Sustainable Soils Management
 5 Lawson St
 Warren, NSW, 2824
 +61 2 68473367 Fax: +61 2 68473401





Landscape Properties

Landscape position: Upper slope
 Microrelief: No microrelief
 Erosion: Partly stabilised Rill
 Vegetation: Oats



Tomingley Gold Extension Project Rosewood
Cr461 **TEST HOLE MT109**

Date Excavated: 23/7/20 Australian Soil Class: Red Dermosol Geology: ND
 Logged by: PJH Datum: WGS84 Annual Crop Rootzone (cm): 85 Landuse: Cropped
 Easting: 615885 Northing: 6390264 Plant Available Water (mm): 113 Surface condition: Hard-setting
 Surface Elevation(m): _____ Drainage: Well drained Surface gravel: 10% fine quartz gravel
 Equipment: Backhoe Estimated Permeability: 5 to 50 mm/day Outcrop: None

DEPTH (centimetres)	Horizon	GRAPHIC LOG	PROFILE DESCRIPTION	Field pH	Effervescence	Proportion Coarse Fragments 0.5-1	Approximate Concretions	Field ECe (dS/m)	SAMPLE
	A1		Red silty clay loam with strong grade of subangular blocky structure and ped size of 3 cm breaking to 2 cm. Soil is not dispersive, completely slakes, has a moderate to good SOILpak score and has many roots present.	5.5	Nil	0.5			
	A3		Red silty clay with strong grade of granular structure and ped size of 2 cm breaking to 0.5 cm. Soil is not dispersive, completely slakes, has a good SOILpak score and has an average number of roots present.	6	Nil	0.5			
50	B2		Red light clay with strong grade of granular structure and ped size of 2 cm breaking to 0.5 cm. Soil is slightly dispersive, partially slakes, has a moderate to good SOILpak score and has few roots present.	7.5	Nil	0.5			
100	BC		Red light clay with strong grade of granular structure and ped size of 0.5. Soil is not dispersive, completely slakes, has a moderate to good SOILpak score and has few roots present.	7.5	Nil	0.5			
150			COMMENTS: M, M, D, D, Quartz gravel in A3., Weathered andesite in B/C (M. Sutherland) Bottom of hole at 120						

Landscape Properties

Landscape position: Upper slope
 Microrelief: No microrelief
 Erosion: Stabilised
 Vegetation: Pattersons curse, black oats, medic



Tomingley Gold Extension Project Rosewood
Cr461 **TEST HOLE MT110**

Date Excavated: 23/7/20 Australian Soil Class: Red Chromosol Geology: Andesite
 Logged by: PJH Datum: WGS84 Annual Crop Rootzone (cm): 70 Landuse: Cropped
 Easting: 615397 Northing: 6390284 Plant Available Water (mm): 103 Surface condition: Firm
 Surface Elevation(m): _____ Drainage: Moderately well drained Surface gravel: None
 Equipment: Backhoe Estimated Permeability: 5 to 50 mm/day Outcrop: None

DEPTH (centimetres)	Horizon	GRAPHIC LOG	PROFILE DESCRIPTION	Field pH	Effervescence	Proportion Coarse Fragments 0.0.5.1	Approximate Concretions	Field ECe (dS/m)	SAMPLE
	A11		Red sandy clay loam with strong grade of subangular blocky structure and ped size of 5 cm breaking to 1 cm. Soil is slightly dispersive, doesn't slake, has a poor SOILpak score and has many roots present.	5	Nil				
	A12		Red sandy clay loam with moderate grade of polyhedral structure and ped size of 2 cm breaking to 1 cm. Soil is slightly dispersive, completely slakes, has a moderate to good SOILpak score and has an average number of roots present.	5.5	Nil				
50	B2		Red silty clay with strong grade of polyhedral structure and ped size of 10 cm breaking to 2 cm. Soil is not dispersive, completely slakes, has a moderate to good SOILpak score and has few roots present.	8	Nil				
100	B2		Red light clay with strong grade of polyhedral structure and ped size of 5 cm breaking to 1 cm. Soil is not dispersive, completely slakes, has a moderate to good SOILpak score and has no roots present.	8.5	Nil		2% Carb		
150			COMMENTS: , M, D, D, Looks like productive soil except, dispersive in A horizon. Lime? Bottom of hole at 120						



Sustainable Soils Management
5 Lawson St
Warren, NSW, 2824
+61 2 68473367 Fax: +61 2 68473401

Landscape Properties

Landscape position: Flat

Microrelief: No microrelief

Erosion: Stabilised

Vegetation: Pattersons curse, lovegrass, chloris, black oats



Tomingley Gold Extension Project Rosewood
Cr461 **TEST HOLE MT111**

Date Excavated: 23/7/20 Australian Soil Class: Red Chromosol Geology: ND
 Logged by: PJH Datum: WGS84 Annual Crop Rootzone (cm): 90 Landuse: Cropped
 Easting: 615826 Northing: 6389309 Plant Available Water (mm): 103 Surface condition: Firm
 Surface Elevation(m): _____ Drainage: Imperfectly drained Surface gravel: None
 Equipment: Backhoe Estimated Permeability: 5 to 50 mm/day Outcrop: None

DEPTH (centimetres)	Horizon	GRAPHIC LOG	PROFILE DESCRIPTION	Field pH	Effervescence	Proportion Coarse Fragments 0.5-1	Approximate Concretions	Field ECe (dS/m)	SAMPLE
	A1		Red silty clay loam with strong grade of polyhedral structure and ped size of 3 cm breaking to 0.5 cm. Soil is slightly dispersive, doesn't slake, has a good to excellent SOILpak score and has abundant roots present.	4.5	Nil				
	A2		Red silty clay loam with strong grade of polyhedral structure and ped size of 2 cm breaking to 1 cm. Soil is moderately dispersive, partially slakes, has a good SOILpak score and has many roots present.	6	Nil				
50	B1		Red light clay with strong grade of polyhedral structure and ped size of 10 cm breaking to 2 cm. Soil is not dispersive, completely slakes, has a moderate to good SOILpak score and has an average number of roots present.	7	Nil				
	B2		Red with strong grade of polyhedral structure and ped size of 10 cm breaking to 1 cm. Soil is not dispersive, completely slakes, has a moderate to good SOILpak score and has few roots present.	7.5	Nil				
100									
150			COMMENTS: M, M, D, D, Bleach at bottom 2m of B2. B2 2.5YR 6/4 dry., Trace mangans 80-120. Described as clay by landholder. Bottom of hole at 120						

Landscape Properties

Landscape position: Lower slope

Microrelief: No microrelief

Erosion: Stabilised

Vegetation: Pasture, panic, black oats, lucerne, chloris



Tomingley Gold Extension Project Rosewood
Cr461 **TEST HOLE MT112**

Date Excavated: 23/7/20 Australian Soil Class: Red Chromosol Geology: ND
 Logged by: PJH Datum: WGS84 Annual Crop Rootzone (cm): 90 Landuse: Cropped
 Easting: 615527 Northing: 6389403 Plant Available Water (mm): 122 Surface condition: Hard-setting
 Surface Elevation(m): _____ Drainage: Moderately well drained Surface gravel: 20% angular fine gravel
 Equipment: Backhoe Estimated Permeability: 5 to 50 mm/day Outcrop: None

DEPTH (centimetres)	Horizon	GRAPHIC LOG	PROFILE DESCRIPTION	Field pH	Effervescence	Proportion Coarse Fragments 0.5-1	Approximate Concretions	Field ECe (dS/m)	SAMPLE
	A1		Red sandy clay loam with weak grade of polyhedral structure and ped size of 3 cm breaking to 1 cm. Soil is not dispersive, completely slakes, has a poor to moderate SOILpak score and has few roots present.	5	Nil				
	B1		Red sandy clay loam with moderate grade of polyhedral structure and ped size of 5 cm breaking to 1 cm. Soil is not dispersive, completely slakes, has a moderate to good SOILpak score and has many roots present.	6.5	Nil				
	B21		Red sandy clay loam with strong grade of subangular blocky structure and ped size of 3 cm breaking to 0.5 cm. Soil is not dispersive, partially slakes, has a good SOILpak score and has an average number of roots present.	8	High		25% Carb		
50	B22		Red light clay with strong grade of polyhedral structure and ped size of 5 cm breaking to 1 cm. Soil is not dispersive, partially slakes, has a moderate to good SOILpak score and has few roots present.	8	Slight		2% Carb		
100	B3		Red light medium clay with strong grade of angular blocky structure and ped size of 10 cm breaking to 1 cm. Soil is not dispersive, partially slakes, has a moderate SOILpak score and has few roots present.	8	Nil				
150			COMMENTS: D, M, M, D, D, Mangans in B3. Bottom of hole at 120						

Landscape Properties

Landscape position: Upper slope

Microrelief: No microrelief

Erosion: Stabilised

Vegetation: Pasture, pattersons curse, capeweed, black oats, lucerne



Tomingley Gold Extension Project Eulinda Park
Cr461 **TEST HOLE MT113**

Date Excavated: 24/7/20 Australian Soil Class: Red Chromosol Geology: ND
 Logged by: PJH Datum: WGS84 Annual Crop Rootzone (cm): 80 Landuse: Naturalised pasture
 Easting: 613819 Northing: 6388077 Plant Available Water (mm): 115 Surface condition: Hard-setting
 Surface Elevation(m): _____ Drainage: Moderately well drained Surface gravel: None
 Equipment: Backhoe Estimated Permeability: 5 to 50 mm/day Outcrop: ND

DEPTH (centimetres)	Horizon	GRAPHIC LOG	PROFILE DESCRIPTION	Field pH	Effervescence	Proportion Coarse Fragments 0.5-1	Approximate Concretions	Field ECe (dS/m)	SAMPLE
	A1		Red sandy loam with weak grade of subangular blocky structure and ped size of 3 cm breaking to 0.5 cm. Soil is not dispersive, doesn't slake, has a moderate SOILpak score and has many roots present.	4	Nil				
	A3		Red sandy clay loam with weak grade of subangular blocky structure and ped size of 5 cm breaking to 1 cm. Soil is strongly dispersive, completely slakes, has a moderate to good SOILpak score and has an average number of roots present.	5.5	Nil				
50	B2		Red light clay with strong grade of polyhedral structure and ped size of 10 cm breaking to 1 cm. Soil is strongly dispersive, completely slakes, has a moderate to good SOILpak score and has an average number of roots present.	7	Nil				
100	C		Red sandy clay with weak grade of angular blocky structure and ped size of 20 cm breaking to 1 cm. With 10% Gr mottle. Soil is strongly dispersive, completely slakes, has a poor SOILpak score and has no roots present.	8	Nil				
150			COMMENTS: T, T, D, D, Good root growth to 70 cm., Macropores common to 70 cm. Bottom of hole at 120						

Landscape Properties

Landscape position: Ridge

Microrelief: No microrelief

Erosion: Stabilised

Vegetation: Medic, Aristida spp, capeweed



Tomingley Gold Extension Project Eulinda Park
Cr461 **TEST HOLE MT115**

Date Excavated: 24/7/20 Australian Soil Class: Red Chromosol Geology: ND
 Logged by: PJH Datum: WGS84 Annual Crop Rootzone (cm): 60 Landuse: Naturalised pasture
 Easting: 613429 Northing: 6388275 Plant Available Water (mm): 89 Surface condition: Firm
 Surface Elevation(m): _____ Drainage: Imperfectly drained Surface gravel: None
 Equipment: Backhoe Estimated Permeability: < 5 mm/day Outcrop: None

DEPTH (centimetres)	Horizon	GRAPHIC LOG	PROFILE DESCRIPTION	Field pH	Effervescence	Proportion Coarse Fragments 0.0.5.1	Approximate Concretions	Field ECe (dS/m)	SAMPLE
	A		Black sandy clay loam with strong grade of subangular blocky structure and ped size of 3 cm breaking to 1 cm. Soil is slightly dispersive, partially slakes, has a moderate to good SOILpak score and has abundant roots present.	5.5	Nil				
	B22		Red light medium clay with strong grade of angular blocky structure and ped size of 3 cm breaking to 1 cm. Soil is not dispersive, completely slakes, has a moderate SOILpak score and has many roots present.	7	Nil				
50	B23		Red light medium clay with strong grade of angular blocky structure and ped size of 5 cm breaking to 1 cm. With 10% Gr mottle. Soil is slightly dispersive, partially slakes, has a moderate SOILpak score and has an average number of roots present.	8	Nil				
100	B3		Brown light medium clay with strong grade of angular blocky structure and ped size of 5 cm breaking to 1 cm. With 90% Gr mottle. Soil is strongly dispersive, completely slakes, has a moderate SOILpak score and has no roots present.	8	Nil				
150			COMMENTS: W, W, M, M, Drainage line. Bottom of hole at 120						



Sustainable Soils Management
 5 Lawson St
 Warren, NSW, 2824
 +61 2 68473367 Fax: +61 2 68473401

Landscape Properties

Landscape position: Open depression

Microrelief: No microrelief

Erosion: Stabilised

Vegetation: Chloris, some panicum, some pinrushs






Tomingley Gold Extension Project Eulinda Park
Cr461 **TEST HOLE MT116**

Date Excavated: 24/7/20 Australian Soil Class Brown-Orthic Tenosol Geology: ND
 Logged by: PJH Datum: WGS84 Annual Crop Rootzone (cm): 20 Landuse: Naturalised pasture
 Easting: 612810 Northing: 6386669 Plant Available Water (mm): 9 Surface condition: Hard-setting
 Surface Elevation(m): _____ Drainage: Well drained Surface 2% gravel quartz medium gravel to cobbles
 Equipment: Backhoe Estimated Permeability: < 5 mm/day Outcrop: Vertical bedded quartz & shale.

Landscape Properties

Landscape position: Midslope
 Microrelief: No microrelief
 Erosion: Stabilised
 Vegetation: Chloris, medic,

DEPTH (centimetres)	Horizon	GRAPHIC LOG	PROFILE DESCRIPTION	Field pH	Effervescence	Proportion Coarse Fragments	Approximate Concretions	Field ECe (dS/m)	SAMPLE
	A1		Red sandy clay loam with weak grade of subangular blocky structure and ped size of 2 cm breaking to 1 cm. Soil is slightly dispersive, completely slakes, has a moderate SOILpak score and has an average number of roots present.	6	Nil	0.5			
	A3			6	Nil				
	R		Red sandy clay loam with massive grade of structure and ped size of cm breaking to cm. Soil is slightly dispersive, completely slakes, has a poor to moderate SOILpak score and has few roots present.						
50			COMMENTS: D, D, Looks like soil distrubed.						
			Bottom of hole at 20						
100									
150									



Tomingley Gold Extension Project Myall
Cr461

TEST HOLE MT117

Date Excavated: 24/7/20 Australian Soil Class: Red Chromosol Geology: ND
 Logged by: PJH Datum: WGS84 Annual Crop Rootzone (cm): 80 Landuse: Cropped
 Easting: 615714 Northing: 6391216 Plant Available Water (mm): 68 Surface condition: Firm
 Surface Elevation(m): Drainage: Moderately well drained Surface gravel: 20% fine to medium grade angular quartz & siltstone
 Equipment: Backhoe Estimated Permeability: < 5 mm/day Outcrop: None

Landscape Properties

Landscape position: Upper slope
 Microrelief: No microrelief
 Erosion: Partly stabilised Rill
 Vegetation: Wheat





DEPTH (centimetres)	Horizon	GRAPHIC LOG	PROFILE DESCRIPTION	Field pH	Effervescence	Proportion Coarse Fragments 0.5-1	Approximate Concretions	Field ECe (dS/m)	SAMPLE
	A1		Red silt loam with moderate grade of subangular blocky structure and ped size of 3 cm breaking to 1 cm. Soil is not dispersive, doesn't slake, has a moderate to good SOILpak score and has many roots present.	4	Nil				
	A3		Red silt loam with moderate grade of subangular blocky structure and ped size of 2 cm breaking to 1 cm. Soil is not dispersive, doesn't slake, has a moderate to good SOILpak score and has many roots present.	4	Nil				
50	BC		Red light medium clay with strong grade of angular blocky structure and ped size of 0.5. Soil is not dispersive, partially slakes, has a moderate to good SOILpak score and has an average number of roots present.	7	Nil				
	2B2		Red with moderate grade of angular blocky structure and ped size of 0.5. Soil is not dispersive, completely slakes, has a moderate SOILpak score and has few roots present.	8	Nil				
100			COMMENTS: Coarse fragments are siltstone, medium gravel, in BC, siltstone fine gravel in 2B2., There are patches quartz from 70 cm., Soil structure OK, but topsoil acidic. Bottom of hole at 100						
150									



Tomingley Gold Extension Project Myall
Cr461


TEST HOLE MT118

Date Excavated: 24/7/20 Australian Soil Class: Red Chromosol Geology: ND
 Logged by: PJH Datum: WGS84 Annual Crop Rootzone (cm): 60 Landuse: Cropped
 Easting: 615967 Northing: 6391366 Plant Available Water (mm): 80 Surface condition: Hard-setting
 Surface Elevation(m): _____ Drainage: Moderately well drained Surface gravel: 2% fine gravel.
 Equipment: Backhoe Estimated Permeability: 5 to 50 mm/day Outcrop: None

DEPTH (centimetres)	Horizon	GRAPHIC LOG	PROFILE DESCRIPTION	Field pH	Effervescence	Proportion Coarse Fragments 0.5-1	Approximate Concretions	Field ECe (dS/m)	SAMPLE
	A		Red silty clay loam with strong grade of granular structure and ped size of 0.5. Soil is not dispersive, completely slakes, has a moderate to good SOILpak score and has abundant roots present.	5	Nil	0			
	B1		Red light medium clay with strong grade of polyhedral structure and ped size of 2 cm breaking to 0.5 cm. Soil is not dispersive, completely slakes, has a good SOILpak score and has an average number of roots present.	6	Nil	0			
	B2		Black medium clay with strong grade of prismatic structure and ped size of 5 cm breaking to 1 cm. Soil is not dispersive, partially slakes, has a moderate to good SOILpak score and has few roots present.	7.5	Nil	0			
50									
	C		Red medium clay with strong grade of polyhedral structure and ped size of 0.5. Soil is not dispersive, completely slakes, has a moderate SOILpak score and has few roots present.	8	Nil	0			
100									
	COMMENTS: Set hard after tillage despite, good structure. Bottom of hole at 120								
150									

Landscape Properties

Landscape position: Upper slope
 Microrelief: No microrelief
 Erosion: Partly stabilised Rill
 Vegetation: Wheat





Tomingley Gold Extension Project Myall
Cr461

TEST HOLE MT123

Date Excavated: 23/7/20 Australian Soil Class: Rudosol Geology: ND
 Logged by: PJH Datum: WGS84 Annual Crop Rootzone (cm): 30 Landuse: Naturalised pasture
 Easting: 615779 Northing: 6391010 Plant Available Water (mm): 14 Surface condition: Firm
 Surface Elevation(m): _____ Drainage: Well Surface gravel: 10% sandstone cobbles
 Equipment: _____ Estimated Permeability: <5 Outcrop: Sandstone

Landscape Properties

Landscape position: Upper slope
 Microrelief: No
 Erosion: Stabilised
 Vegetation: Poplar box

DEPTH (centimetres)	Horizon	GRAPHIC LOG	PROFILE DESCRIPTION	Field pH	Effervescence	Proportion Coarse Fragments	Moisture	Field ECe (dS/m)	SAMPLE
	A		Red sandy clay loam with weak grade of subangular blocky structure and ped size of 5 cm breaking to 2 cm. Soil is not dispersive, completely slakes, has a moderate SOILpak score and has an average number of roots present.			0.5			
	B		Red sandy clay loam with massive grade of structure. Soil is slightly dispersive, completely slakes, has a poor to moderate SOILpak score and has few roots present.			1			
50	R								
100			COMMENTS: Observation site in gravel pit Bottom of hole at 80						
150									



Sustainable Soils Management
 5 Lawson St
 Warren, NSW, 2824
 +61 2 68473367 Fax: +61 2 68473401

APPENDIX II:
Results of Soil Tests from Nutrient Advantage
Laboratories.

INDEX OF LABORATORY RESULTS

Sample Site	Depth From (cm)	Depth To (cm)	PAGE	Sample Site	Depth From (cm)	Depth To (cm)	PAGE	Sample Site	Depth From (cm)	Depth To (cm)	PAGE
MT001	0	5	1	MT011	5	15	103	MT021	15	30	205
MT001	5	15	3	MT011	15	30	105	MT021	30	60	207
MT001	15	30	5	MT011	30	60	107	MT021	60	100	209
MT001	30	60	7	MT011	60	100	109	MT022	0	5	211
MT001	60	100	9	MT012	0	5	111	MT022	5	15	213
MT002	0	5	11	MT012	5	15	113	MT022	15	30	215
MT002	5	15	13	MT012	15	30	115	MT022	30	60	217
MT002	15	30	15	MT012	30	60	117	MT022	60	100	219
MT002	30	60	17	MT012	60	100	119	MT023	0	5	221
MT002	60	100	19	MT013	0	5	121	MT023	5	15	223
MT003	0	5	21	MT013	5	15	123	MT023	15	30	225
MT003	5	15	23	MT013	15	30	125	MT023	30	60	227
MT003	15	30	25	MT013	30	60	127	MT023	60	100	229
MT003	30	60	27	MT013	60	100	129	MT024	0	5	231
MT003	60	100	29	MT014	0	5	131	MT024	5	15	233
MT004	0	5	31	MT014	5	15	133	MT024	15	30	235
MT004	5	15	33	MT014	15	30	135	MT024	30	60	237
MT004	15	30	35	MT014	30	60	137	MT024	60	100	239
MT004	30	60	37	MT014	60	100	139	MT025	0	5	241
MT004	60	100	39	MT015	0	5	141	MT025	5	15	243
MT005	0	5	41	MT015	5	15	143	MT025	15	30	245
MT005	5	15	43	MT015	15	30	145	MT025	30	60	247
MT005	15	30	45	MT015	30	60	147	MT025	60	100	249
MT005	30	60	47	MT015	60	100	149	MT026	0	5	251
MT005	60	100	49	MT016	0	5	151	MT026	5	15	253
MT006	0	5	51	MT016	5	15	153	MT026	15	30	255
MT006	5	15	53	MT016	15	30	155	MT026	30	60	257
MT006	15	30	55	MT016	30	60	157	MT026	60	100	259
MT006	30	60	57	MT016	60	100	159	MT027	0	5	261
MT006	60	100	59	MT017	0	5	161	MT027	5	15	263
MT007	0	5	61	MT017	5	15	163	MT027	15	30	265
MT007	5	15	63	MT017	15	30	165	MT027	30	60	267
MT007	15	30	65	MT017	30	60	167	MT027	60	100	269
MT007	30	60	67	MT017	60	100	169	MT028	0	5	271
MT007	60	100	69	MT018	0	5	171	MT028	5	15	273
MT008	0	5	71	MT018	5	15	173	MT028	15	30	275
MT008	5	15	73	MT018	15	30	175	MT028	30	60	277
MT008	15	30	75	MT018	30	60	177	MT028	60	100	279
MT008	30	60	77	MT018	60	100	179	MT029	0	5	281
MT008	60	100	79	MT019	0	5	181	MT029	5	15	283
MT009	0	5	81	MT019	5	15	183	MT029	15	30	285
MT009	5	15	83	MT019	15	30	185	MT029	30	60	287
MT009	15	30	85	MT019	30	60	187	MT029	60	100	289
MT009	30	60	87	MT019	60	100	189	MT030	0	5	291
MT009	60	100	89	MT020	0	5	191	MT030	5	15	293
MT010	0	5	91	MT020	5	15	193	MT030	15	30	295
MT010	5	15	93	MT020	15	30	195	MT030	30	60	297
MT010	15	30	95	MT020	30	60	197	MT030	60	100	299
MT010	30	60	97	MT020	60	100	199	MT031	0	5	301
MT010	60	100	99	MT021	0	5	201	MT031	5	15	303
MT011	0	5	101	MT021	5	15	203	MT031	15	30	305

Sample Site	Depth From (cm)	Depth To (cm)	PAGE	Sample Site	Depth From (cm)	Depth To (cm)	PAGE	Sample Site	Depth From (cm)	Depth To (cm)	PAGE
MT031	30	60	307	MT042	0	5	411	MT107	15	30	515
MT031	60	100	309	MT042	5	15	413	MT107	30	60	517
MT032	0	5	311	MT042	15	30	415	MT107	60	100	519
MT032	5	15	313	MT042	30	60	417	MT108	0	5	521
MT032	15	30	315	MT042	60	100	419	MT108	5	15	523
MT032	30	60	317	MT043	0	5	421	MT109	0	5	525
MT032	60	100	319	MT043	5	15	423	MT109	5	15	527
MT033	0	5	321	MT043	15	30	425	MT109	15	30	529
MT033	5	15	323	MT043	30	60	427	MT109	30	60	531
MT033	15	30	325	MT043	60	100	429	MT109	60	100	533
MT033	30	60	327	MT044	0	5	431	MT110	0	5	535
MT033	60	100	329	MT044	5	15	433	MT110	5	15	537
MT034	0	5	331	MT044	15	30	435	MT110	15	30	539
MT034	5	15	333	MT044	30	60	437	MT110	30	60	541
MT034	15	30	335	MT044	60	100	439	MT110	60	100	543
MT034	30	60	337	MT045	0	5	441	MT111	0	5	545
MT034	60	100	339	MT045	5	15	443	MT111	5	15	547
MT035	0	10	341	MT045	15	30	445	MT111	15	30	549
MT035	5	15	343	MT045	30	60	447	MT111	30	60	551
MT035	15	30	345	MT045	60	100	449	MT111	60	100	553
MT035	30	60	347	MT046	0	5	451	MT112	0	5	555
MT035	60	100	349	MT046	5	15	453	MT112	5	15	557
MT036	0	5	351	MT046	15	30	455	MT112	15	30	559
MT036	5	15	353	MT046	30	60	457	MT112	30	60	561
MT036	15	30	355	MT046	60	100	459	MT112	60	100	563
MT036	30	60	357	MT047	0	5	461	MT113	0	5	565
MT036	60	100	359	MT047	5	15	463	MT113	5	15	567
MT037	0	5	361	MT047	15	30	465	MT113	15	30	569
MT037	5	15	363	MT047	30	60	467	MT113	30	60	571
MT037	15	30	365	MT047	60	100	469	MT113	60	100	573
MT037	30	60	367	MT048	0	5	471	MT114	0	5	575
MT037	60	100	369	MT048	5	15	473	MT114	5	15	577
MT038	0	5	371	MT048	15	30	475	MT114	15	30	579
MT038	5	15	373	MT048	30	60	477	MT114	30	60	581
MT038	15	30	375	MT048	60	100	479	MT114	60	100	583
MT038	30	60	377	MT049	0	5	481	MT115	0	5	585
MT038	60	100	379	MT049	5	15	483	MT115	5	15	587
MT039	0	5	381	MT049	15	30	485	MT115	15	30	589
MT039	5	15	383	MT049	30	60	487	MT115	30	60	591
MT039	15	30	385	MT049	60	100	489	MT115	60	100	593
MT039	30	60	387	MT050	0	5	491	MT116	0	5	595
MT039	60	100	389	MT050	5	15	493	MT116	5	15	597
MT040	0	5	391	MT050	15	30	495	MT117	0	5	599
MT040	5	15	393	MT050	30	60	497	MT117	5	15	601
MT040	15	30	395	MT050	60	100	499	MT117	15	30	603
MT040	30	60	397	MT106	0	5	501	MT117	30	60	605
MT040	60	100	399	MT106	5	15	503	MT117	60	100	607
MT041	0	5	401	MT106	15	30	505	MT118	0	5	609
MT041	5	15	403	MT106	30	60	507	MT118	5	15	611
MT041	15	30	405	MT106	60	100	509	MT118	15	25	613
MT041	30	60	407	MT107	0	5	511	MT118	30	60	615
MT041	60	100	409	MT107	5	15	513	MT118	60	100	617

SOIL ANALYSIS REPORT

Report Number: 634916

Sustainable Soils Management P/L
PO Box 130
WARREN
NSW 2824



Report Authorised
Paul Kennelly
Laboratory Manager
NATA Accredited Laboratory
Number: 11958

Sample Number: 022071946	Paddock Name: MT00105	Date Received: 18-Aug-2020
Test Code: CT171		Date of Report: 27-Oct-2020
Purchase Order No: TPG		
Grower Name: SUSTAINABLE SOIL MANAG		

Analyte	Result	Units	Method Code	Analyte Testing Period
2 hour natural aggregate ^	1			20/08/2020 to 20/08/2020
2 hour remoulded aggregate ^	1			20/08/2020 to 20/08/2020
20 hour natural aggregate ^	1			20/08/2020 to 20/08/2020
20 hour remoulded aggregate ^	1			20/08/2020 to 20/08/2020
Available Potassium ^	390	mg/kg	04-026-ICP8	20/08/2020 to 24/08/2020
Calcium % of Cations	69	%	04-026-ICP8	24/08/2020 to 24/08/2020
Emerson Class ^	2			20/08/2020 to 20/08/2020
Grass Tetany Risk Index ^	0.15		04-026-ICP8	20/08/2020 to 24/08/2020
Magnesium % of Cations	16	%	04-026-ICP8	24/08/2020 to 24/08/2020
Potassium % of Cations	13	%	04-026-ICP8	24/08/2020 to 24/08/2020
Slaking ^	0			20/08/2020 to 20/08/2020
Soil Colour	Red-brown		04-042-PHYS	24/08/2020 to 24/08/2020
Soil Texture	Clay		04-042-PHYS	24/08/2020 to 24/08/2020
pH (1:5 CaCl2)	5.7		04-031-PH	19/08/2020 to 20/08/2020
Electrical Conductivity (Sat. Ext.) ^	0.4	dS/m	04-054-WCALC	24/08/2020 to 24/08/2020
Active (labile) Carbon ^	222	mg/kg	04-065-ACTIVE_C	21/08/2020 to 25/08/2020
Nitrate Nitrogen	13	mg/kg	04-063-FIA3	19/08/2020 to 20/08/2020
Ammonium Nitrogen	1.5	mg/kg	04-063-FIA3	19/08/2020 to 20/08/2020
Total Carbon (combustion)	1.5	%	04-086-TC	20/08/2020 to 20/08/2020
Sulphur (KCl40)	6.0	mg/kg	04-021-ICP2	20/08/2020 to 24/08/2020
Phosphorus (Colwell)	16	mg/kg	04-013-COL_P	19/08/2020 to 21/08/2020
Phosphorus Buffer Index (PBI-Col)	89		04-020-ICP17	21/08/2020 to 21/08/2020
Potassium (Amm-acet.)	0.99	cmol(+)/kg	04-026-ICP8	20/08/2020 to 24/08/2020
Calcium (Amm-acet.)	5.2	cmol(+)/kg	04-026-ICP8	20/08/2020 to 24/08/2020
Magnesium (Amm-acet.)	1.2	cmol(+)/kg	04-026-ICP8	20/08/2020 to 24/08/2020
Sodium (Amm-acet.)	0.17	cmol(+)/kg	04-026-ICP8	20/08/2020 to 24/08/2020
Aluminium (KCl)	<9.0	mg/kg	04-027-ICP9	20/08/2020 to 21/08/2020
Aluminium (KCl)	<0.10	cmol(+)/kg	04-027-ICP9	20/08/2020 to 21/08/2020
Cation Exchange Capacity (Amm-acet.)	7.63	cmol(+)/kg	04-026-ICP8	24/08/2020 to 24/08/2020
Sodium % of cations	2.2	%	04-026-ICP8	24/08/2020 to 24/08/2020

Nutrient Advantage Laboratory Services

Nutrient Advantage is a trademark of Incitec Pivot Limited
Incitec Pivot Limited - ABN 42 004 080 264
8 South Rd, Werribee Vic 3030
Toll-free: 1800 803 453 Fax: (61 3) 9974 0699
Enquiries: lab.feedback@incitecpivot.com.au

Disclaimer: This analysis report is prepared solely for the client listed above. To the extent permitted by law, Incitec Pivot Limited excludes all liability in connection with this report and, where liability cannot be excluded, limits its liability, at its election, to the re-supply of the analysis services or the cost of the re-supply of such services.

SOIL ANALYSIS REPORT

Report Number: 634916

Sample Number: 022071946	Paddock Name: MT00105	Date Received: 18-Aug-2020
Test Code: CT171		Date of Report: 27-Oct-2020
Purchase Order No: TPG		
Grower Name: SUSTAINABLE SOIL MANAG		

Analyte	Result	Units	Method Code	Analyte Testing Period
Aluminium % of Cations	<1	%	04-026-ICP8	24/08/2020 to 24/08/2020
Calcium/Magnesium Ratio	4.3		04-026-ICP8	20/08/2020 to 24/08/2020
pH (1:5 Water)	6.6		04-031-PH	19/08/2020 to 20/08/2020
Electrical Conductivity (1:5 water)	0.06	dS/m	04-031-PH	19/08/2020 to 20/08/2020
Chloride	<10	mg/kg	04-063-FIA3	19/08/2020 to 20/08/2020
Copper (DTPA)	1.2	mg/kg	04-024-ICP6	20/08/2020 to 21/08/2020
Zinc (DTPA)	0.35	mg/kg	04-024-ICP6	20/08/2020 to 21/08/2020
Manganese (DTPA)	36	mg/kg	04-024-ICP6	20/08/2020 to 21/08/2020
Iron (DTPA)	47	mg/kg	04-024-ICP6	20/08/2020 to 21/08/2020
Boron (Hot CaCl ₂)	0.62	mg/kg	04-025-ICP7	20/08/2020 to 24/08/2020
Phosphorus Environmental Risk Index ^	0.18		04-020-ICP17	21/08/2020 to 21/08/2020

Sample condition on receipt: Suitable for testing.

The results pertain only to the sample submitted.

This document shall not be reproduced except in full.

Analyses performed on soil dried at 40°C and ground to 2mm or less.

^ NATA accreditation does not cover the performance of this service.

Accredited for compliance with ISO/IEC 17025 - Testing.

This results of the tests, calibrations and/or measurements included in this document are traceable to Australian/International standards.

Nutrient Advantage Laboratory Services

Nutrient Advantage is a trademark of Incitec Pivot Limited
Incitec Pivot Limited - ABN 42 004 080 264
8 South Rd, Werribee Vic 3030
Toll-free: 1800 803 453 Fax: (61 3) 9974 0699
Enquiries: lab.feedback@incitecpivot.com.au

Disclaimer: This analysis report is prepared solely for the client listed above. To the extent permitted by law, Incitec Pivot Limited excludes all liability in connection with this report and, where liability cannot be excluded, limits its liability, at its election, to the re-supply of the analysis services or the cost of the re-supply of such services.

SOIL ANALYSIS REPORT

Report Number: 634915

Sustainable Soils Management P/L
PO Box 130
WARREN
NSW 2824



Report Authorised
Paul Kennelly
Laboratory Manager
NATA Accredited Laboratory
Number: 11958

Sample Number: 022071945	Paddock Name: MT001515	Date Received: 18-Aug-2020
Test Code: CT171		Date of Report: 27-Oct-2020
Purchase Order No: TPG		
Grower Name: SUSTAINABLE SOIL MANAG		

Analyte	Result	Units	Method Code	Analyte Testing Period
2 hour natural aggregate ^	1			20/08/2020 to 20/08/2020
2 hour remoulded aggregate ^	0			20/08/2020 to 20/08/2020
20 hour natural aggregate ^	1			20/08/2020 to 20/08/2020
20 hour remoulded aggregate ^	0			20/08/2020 to 20/08/2020
Available Potassium ^	160	mg/kg	04-026-ICP8	20/08/2020 to 24/08/2020
Calcium % of Cations	52	%	04-026-ICP8	24/08/2020 to 24/08/2020
Emerson Class ^	2			20/08/2020 to 20/08/2020
Grass Tetany Risk Index ^	0.11		04-026-ICP8	20/08/2020 to 24/08/2020
Magnesium % of Cations	26	%	04-026-ICP8	24/08/2020 to 24/08/2020
Potassium % of Cations	8.3	%	04-026-ICP8	24/08/2020 to 24/08/2020
Slaking ^	0			20/08/2020 to 20/08/2020
Soil Colour	Red-brown		04-042-PHYS	24/08/2020 to 24/08/2020
Soil Texture	Clay		04-042-PHYS	24/08/2020 to 24/08/2020
pH (1:5 CaCl2)	4.5		04-031-PH	19/08/2020 to 20/08/2020
Electrical Conductivity (Sat. Ext.) ^	0.2	dS/m	04-054-WCALC	24/08/2020 to 24/08/2020
Active (labile) Carbon ^	81.5	mg/kg	04-065-ACTIVE_C	21/08/2020 to 25/08/2020
Nitrate Nitrogen	2.1	mg/kg	04-063-FIA3	19/08/2020 to 20/08/2020
Ammonium Nitrogen	0.84	mg/kg	04-063-FIA3	19/08/2020 to 20/08/2020
Total Carbon (combustion)	0.85	%	04-086-TC	20/08/2020 to 20/08/2020
Sulphur (KCl40)	13	mg/kg	04-021-ICP2	20/08/2020 to 24/08/2020
Phosphorus (Colwell)	12	mg/kg	04-013-COL_P	19/08/2020 to 21/08/2020
Phosphorus Buffer Index (PBI-Col)	93		04-020-ICP17	21/08/2020 to 21/08/2020
Potassium (Amm-acet.)	0.42	cmol(+)/kg	04-026-ICP8	20/08/2020 to 24/08/2020
Calcium (Amm-acet.)	2.6	cmol(+)/kg	04-026-ICP8	20/08/2020 to 24/08/2020
Magnesium (Amm-acet.)	1.3	cmol(+)/kg	04-026-ICP8	20/08/2020 to 24/08/2020
Sodium (Amm-acet.)	0.25	cmol(+)/kg	04-026-ICP8	20/08/2020 to 24/08/2020
Aluminium (KCl)	42	mg/kg	04-027-ICP9	20/08/2020 to 21/08/2020
Aluminium (KCl)	0.47	cmol(+)/kg	04-027-ICP9	20/08/2020 to 21/08/2020
Cation Exchange Capacity (Amm-acet.)	5.02	cmol(+)/kg	04-026-ICP8	24/08/2020 to 24/08/2020
Sodium % of cations	5.0	%	04-026-ICP8	24/08/2020 to 24/08/2020

Nutrient Advantage Laboratory Services

Nutrient Advantage is a trademark of Incitec Pivot Limited
Incitec Pivot Limited - ABN 42 004 080 264
8 South Rd, Werribee Vic 3030
Toll-free: 1800 803 453 Fax: (61 3) 9974 0699
Enquiries: lab.feedback@incitecpivot.com.au

Disclaimer: This analysis report is prepared solely for the client listed above. To the extent permitted by law, Incitec Pivot Limited excludes all liability in connection with this report and, where liability cannot be excluded, limits its liability, at its election, to the re-supply of the analysis services or the cost of the re-supply of such services.

SOIL ANALYSIS REPORT

Report Number: 634915

Sample Number: 022071945	Paddock Name: MT001515	Date Received: 18-Aug-2020
Test Code: CT171		Date of Report: 27-Oct-2020
Purchase Order No: TPG		
Grower Name: SUSTAINABLE SOIL MANAG		

Analyte	Result	Units	Method Code	Analyte Testing Period
Aluminium % of Cations	9.4	%	04-026-ICP8	24/08/2020 to 24/08/2020
Calcium/Magnesium Ratio	2.0		04-026-ICP8	20/08/2020 to 24/08/2020
pH (1:5 Water)	5.7		04-031-PH	19/08/2020 to 20/08/2020
Electrical Conductivity (1:5 water)	0.04	dS/m	04-031-PH	19/08/2020 to 20/08/2020
Chloride	<10	mg/kg	04-063-FIA3	19/08/2020 to 20/08/2020
Copper (DTPA)	1.1	mg/kg	04-024-ICP6	20/08/2020 to 21/08/2020
Zinc (DTPA)	0.094	mg/kg	04-024-ICP6	20/08/2020 to 21/08/2020
Manganese (DTPA)	48	mg/kg	04-024-ICP6	20/08/2020 to 21/08/2020
Iron (DTPA)	34	mg/kg	04-024-ICP6	20/08/2020 to 21/08/2020
Boron (Hot CaCl ₂)	0.55	mg/kg	04-025-ICP7	20/08/2020 to 24/08/2020
Phosphorus Environmental Risk Index ^	0.13		04-020-ICP17	21/08/2020 to 21/08/2020

Sample condition on receipt: Suitable for testing.

The results pertain only to the sample submitted.

This document shall not be reproduced except in full.

Analyses performed on soil dried at 40°C and ground to 2mm or less.

^ NATA accreditation does not cover the performance of this service.

Accredited for compliance with ISO/IEC 17025 - Testing.

This results of the tests, calibrations and/or measurements included in this document are traceable to Australian/International standards.

Nutrient Advantage Laboratory Services

Nutrient Advantage is a trademark of Incitec Pivot Limited
Incitec Pivot Limited - ABN 42 004 080 264
8 South Rd, Werribee Vic 3030
Toll-free: 1800 803 453 Fax: (61 3) 9974 0699
Enquiries: lab.feedback@incitecpivot.com.au

Disclaimer: This analysis report is prepared solely for the client listed above. To the extent permitted by law, Incitec Pivot Limited excludes all liability in connection with this report and, where liability cannot be excluded, limits its liability, at its election, to the re-supply of the analysis services or the cost of the re-supply of such services.

SOIL ANALYSIS REPORT

Report Number: 634914

Sustainable Soils Management P/L
PO Box 130
WARREN
NSW 2824



Report Authorised
Paul Kennelly
Laboratory Manager
NATA Accredited Laboratory
Number: 11958

Sample Number: 022071944	Paddock Name: MT0011530	Date Received: 18-Aug-2020
Test Code: CT173		Date of Report: 27-Oct-2020
Purchase Order No: TPG		
Grower Name: SUSTAINABLE SOIL MANAG		

Analyte	Result	Units	Method Code	Analyte Testing Period
2 hour natural aggregate ^	3			20/08/2020 to 20/08/2020
2 hour remoulded aggregate ^	2			20/08/2020 to 20/08/2020
20 hour natural aggregate ^	3			20/08/2020 to 20/08/2020
20 hour remoulded aggregate ^	2			20/08/2020 to 20/08/2020
Available Potassium ^	110	mg/kg	04-026-ICP8	20/08/2020 to 24/08/2020
Calcium % of Cations	50	%	04-026-ICP8	24/08/2020 to 24/08/2020
Emerson Class ^	2			20/08/2020 to 20/08/2020
Grass Tetany Risk Index ^	0.081		04-026-ICP8	20/08/2020 to 24/08/2020
Magnesium % of Cations	32	%	04-026-ICP8	24/08/2020 to 24/08/2020
Potassium % of Cations	6.6	%	04-026-ICP8	24/08/2020 to 24/08/2020
Slaking ^	0			20/08/2020 to 20/08/2020
pH (1:5 CaCl2)	4.7		04-031-PH	19/08/2020 to 20/08/2020
Active (labile) Carbon ^	56.9	mg/kg	04-065-ACTIVE_C	21/08/2020 to 25/08/2020
Nitrate Nitrogen	0.60	mg/kg	04-063-FIA3	19/08/2020 to 20/08/2020
Ammonium Nitrogen	1.2	mg/kg	04-063-FIA3	19/08/2020 to 20/08/2020
Total Carbon (combustion)	0.55	%	04-086-TC	20/08/2020 to 20/08/2020
Potassium (Amm-acet.)	0.29	cmol(+)/kg	04-026-ICP8	20/08/2020 to 24/08/2020
Calcium (Amm-acet.)	2.2	cmol(+)/kg	04-026-ICP8	20/08/2020 to 24/08/2020
Magnesium (Amm-acet.)	1.4	cmol(+)/kg	04-026-ICP8	20/08/2020 to 24/08/2020
Sodium (Amm-acet.)	0.30	cmol(+)/kg	04-026-ICP8	20/08/2020 to 24/08/2020
Aluminium (KCl)	19	mg/kg	04-027-ICP9	20/08/2020 to 21/08/2020
Aluminium (KCl)	0.21	cmol(+)/kg	04-027-ICP9	20/08/2020 to 21/08/2020
Cation Exchange Capacity (Amm-acet.)	4.43	cmol(+)/kg	04-026-ICP8	24/08/2020 to 24/08/2020
Sodium % of cations	6.8	%	04-026-ICP8	24/08/2020 to 24/08/2020
Aluminium % of Cations	4.8	%	04-026-ICP8	24/08/2020 to 24/08/2020
Calcium/Magnesium Ratio	1.6		04-026-ICP8	20/08/2020 to 24/08/2020
pH (1:5 Water)	6.3		04-031-PH	19/08/2020 to 20/08/2020
Electrical Conductivity (1:5 water)	0.02	dS/m	04-031-PH	19/08/2020 to 20/08/2020
Chloride	<10	mg/kg	04-063-FIA3	19/08/2020 to 20/08/2020

Nutrient Advantage Laboratory Services

Nutrient Advantage is a trademark of Incitec Pivot Limited
Incitec Pivot Limited - ABN 42 004 080 264
8 South Rd, Werribee Vic 3030
Toll-free: 1800 803 453 Fax: (61 3) 9974 0699
Enquiries: lab.feedback@incitecpivot.com.au

Disclaimer: This analysis report is prepared solely for the client listed above. To the extent permitted by law, Incitec Pivot Limited excludes all liability in connection with this report and, where liability cannot be excluded, limits its liability, at its election, to the re-supply of the analysis services or the cost of the re-supply of such services.

Report Number: 634914

Sample condition on receipt: Suitable for testing.

The results pertain only to the sample submitted.

This document shall not be reproduced except in full.

Analyses performed on soil dried at 40°C and ground to 2mm or less.

^ NATA accreditation does not cover the performance of this service.

Accredited for compliance with ISO/IEC 17025 - Testing.

This results of the tests, calibrations and/or measurements included in this document are traceable to Australian/International standards.

Nutrient Advantage Laboratory Services

Nutrient Advantage is a trademark of Incitec Pivot Limited

Incitec Pivot Limited - ABN 42 004 080 264

8 South Rd, Werribee Vic 3030

Toll-free: 1800 803 453 Fax: (61 3) 9974 0699

Enquiries: lab.feedback@incitecpivot.com.au

Disclaimer: This analysis report is prepared solely for the client listed above. To the extent permitted by law, Incitec Pivot Limited excludes all liability in connection with this report and, where liability cannot be excluded, limits its liability, at its election, to the re-supply of the analysis services or the cost of the re-supply of such services.

SOIL ANALYSIS REPORT

Report Number: 634913

Sustainable Soils Management P/L
PO Box 130
WARREN
NSW 2824



Report Authorised
Paul Kennelly
Laboratory Manager
NATA Accredited Laboratory
Number: 11958

Sample Number: 022071943	Paddock Name: MT0013060	Date Received: 18-Aug-2020
Test Code: 2017-065		Date of Report: 27-Oct-2020
Purchase Order No: TPG		
Grower Name: SUSTAINABLE SOIL MANAG		

Analyte	Result	Units	Method Code	Analyte Testing Period
2 hour natural aggregate ^	4			20/08/2020 to 20/08/2020
2 hour remoulded aggregate ^	4			20/08/2020 to 20/08/2020
20 hour natural aggregate ^	4			20/08/2020 to 20/08/2020
20 hour remoulded aggregate ^	4			20/08/2020 to 20/08/2020
Available Potassium ^	130	mg/kg	04-026-ICP8	20/08/2020 to 24/08/2020
Calcium % of Cations	32	%	04-026-ICP8	24/08/2020 to 24/08/2020
Emerson Class ^	1			20/08/2020 to 20/08/2020
Grass Tetany Risk Index ^	0.041		04-026-ICP8	20/08/2020 to 24/08/2020
Magnesium % of Cations	49	%	04-026-ICP8	24/08/2020 to 24/08/2020
Potassium % of Cations	3.3	%	04-026-ICP8	24/08/2020 to 24/08/2020
Slaking ^	0			20/08/2020 to 20/08/2020
pH (1:5 CaCl2)	5.5		04-031-PH	19/08/2020 to 20/08/2020
Nitrate Nitrogen	1.9	mg/kg	04-063-FIA3	19/08/2020 to 20/08/2020
Ammonium Nitrogen	1.3	mg/kg	04-063-FIA3	19/08/2020 to 20/08/2020
Potassium (Amm-acet.)	0.33	cmol(+)/kg	04-026-ICP8	20/08/2020 to 24/08/2020
Calcium (Amm-acet.)	3.2	cmol(+)/kg	04-026-ICP8	20/08/2020 to 24/08/2020
Magnesium (Amm-acet.)	4.8	cmol(+)/kg	04-026-ICP8	20/08/2020 to 24/08/2020
Sodium (Amm-acet.)	1.6	cmol(+)/kg	04-026-ICP8	20/08/2020 to 24/08/2020
Aluminium (KCl)	<9.0	mg/kg	04-027-ICP9	20/08/2020 to 21/08/2020
Aluminium (KCl)	<0.10	cmol(+)/kg	04-027-ICP9	20/08/2020 to 21/08/2020
Cation Exchange Capacity (Amm-acet.)	9.84	cmol(+)/kg	04-026-ICP8	24/08/2020 to 24/08/2020
Sodium % of cations	16	%	04-026-ICP8	24/08/2020 to 24/08/2020
Aluminium % of Cations	<1	%	04-026-ICP8	24/08/2020 to 24/08/2020
Calcium/Magnesium Ratio	0.67		04-026-ICP8	20/08/2020 to 24/08/2020
pH (1:5 Water)	7.0		04-031-PH	19/08/2020 to 20/08/2020
Electrical Conductivity (1:5 water)	0.07	dS/m	04-031-PH	19/08/2020 to 20/08/2020
Chloride	28	mg/kg	04-063-FIA3	19/08/2020 to 20/08/2020

Nutrient Advantage Laboratory Services

Nutrient Advantage is a trademark of Incitec Pivot Limited
Incitec Pivot Limited - ABN 42 004 080 264
8 South Rd, Werribee Vic 3030
Toll-free: 1800 803 453 Fax: (61 3) 9974 0699
Enquiries: lab.feedback@incitecpivot.com.au

Disclaimer: This analysis report is prepared solely for the client listed above. To the extent permitted by law, Incitec Pivot Limited excludes all liability in connection with this report and, where liability cannot be excluded, limits its liability, at its election, to the re-supply of the analysis services or the cost of the re-supply of such services.

Report Number: 634913

Sample condition on receipt: Suitable for testing.

The results pertain only to the sample submitted.

This document shall not be reproduced except in full.

Analyses performed on soil dried at 40°C and ground to 2mm or less.

^ NATA accreditation does not cover the performance of this service.

Accredited for compliance with ISO/IEC 17025 - Testing.

This results of the tests, calibrations and/or measurements included in this document are traceable to Australian/International standards.

Nutrient Advantage Laboratory Services

Nutrient Advantage is a trademark of Incitec Pivot Limited

Incitec Pivot Limited - ABN 42 004 080 264

8 South Rd, Werribee Vic 3030

Toll-free: 1800 803 453 Fax: (61 3) 9974 0699

Enquiries: lab.feedback@incitecpivot.com.au

Disclaimer: This analysis report is prepared solely for the client listed above. To the extent permitted by law, Incitec Pivot Limited excludes all liability in connection with this report and, where liability cannot be excluded, limits its liability, at its election, to the re-supply of the analysis services or the cost of the re-supply of such services.

SOIL ANALYSIS REPORT

Report Number: 634912

Sustainable Soils Management P/L
PO Box 130
WARREN
NSW 2824



Report Authorised
Paul Kennelly
Laboratory Manager
NATA Accredited Laboratory
Number: 11958

Sample Number: 022071942	Paddock Name: MT00160100	Date Received: 18-Aug-2020
Test Code: 2017-065		Date of Report: 27-Oct-2020
Purchase Order No: TPG		
Grower Name: SUSTAINABLE SOIL MANAG		

Analyte	Result	Units	Method Code	Analyte Testing Period
2 hour natural aggregate ^	4			20/08/2020 to 20/08/2020
2 hour remoulded aggregate ^	4			20/08/2020 to 20/08/2020
20 hour natural aggregate ^	4			20/08/2020 to 20/08/2020
20 hour remoulded aggregate ^	4			20/08/2020 to 20/08/2020
Available Potassium ^	200	mg/kg	04-026-ICP8	20/08/2020 to 24/08/2020
Calcium % of Cations	26	%	04-026-ICP8	24/08/2020 to 24/08/2020
Emerson Class ^	1			20/08/2020 to 20/08/2020
Grass Tetany Risk Index ^	0.060		04-026-ICP8	20/08/2020 to 24/08/2020
Magnesium % of Cations	45	%	04-026-ICP8	24/08/2020 to 24/08/2020
Potassium % of Cations	4.3	%	04-026-ICP8	24/08/2020 to 24/08/2020
Slaking ^	0			20/08/2020 to 20/08/2020
pH (1:5 CaCl2)	7.4		04-031-PH	19/08/2020 to 20/08/2020
Nitrate Nitrogen	3.9	mg/kg	04-063-FIA3	19/08/2020 to 20/08/2020
Ammonium Nitrogen	1.1	mg/kg	04-063-FIA3	19/08/2020 to 20/08/2020
Potassium (Amm-acet.)	0.50	cmol(+)/kg	04-026-ICP8	20/08/2020 to 24/08/2020
Calcium (Amm-acet.)	3.0	cmol(+)/kg	04-026-ICP8	20/08/2020 to 24/08/2020
Magnesium (Amm-acet.)	5.3	cmol(+)/kg	04-026-ICP8	20/08/2020 to 24/08/2020
Sodium (Amm-acet.)	3.0	cmol(+)/kg	04-026-ICP8	20/08/2020 to 24/08/2020
Aluminium (KCl)	<9.0	mg/kg	04-027-ICP9	20/08/2020 to 21/08/2020
Aluminium (KCl)	<0.10	cmol(+)/kg	04-027-ICP9	20/08/2020 to 21/08/2020
Cation Exchange Capacity (Amm-acet.)	11.8	cmol(+)/kg	04-026-ICP8	24/08/2020 to 24/08/2020
Sodium % of cations	25	%	04-026-ICP8	24/08/2020 to 24/08/2020
Aluminium % of Cations	<1	%	04-026-ICP8	24/08/2020 to 24/08/2020
Calcium/Magnesium Ratio	0.57		04-026-ICP8	20/08/2020 to 24/08/2020
pH (1:5 Water)	8.7		04-031-PH	19/08/2020 to 20/08/2020
Electrical Conductivity (1:5 water)	0.19	dS/m	04-031-PH	19/08/2020 to 20/08/2020
Chloride	140	mg/kg	04-063-FIA3	19/08/2020 to 20/08/2020

Nutrient Advantage Laboratory Services

Nutrient Advantage is a trademark of Incitec Pivot Limited
Incitec Pivot Limited - ABN 42 004 080 264
8 South Rd, Werribee Vic 3030
Toll-free: 1800 803 453 Fax: (61 3) 9974 0699
Enquiries: lab.feedback@incitecpivot.com.au

Disclaimer: This analysis report is prepared solely for the client listed above. To the extent permitted by law, Incitec Pivot Limited excludes all liability in connection with this report and, where liability cannot be excluded, limits its liability, at its election, to the re-supply of the analysis services or the cost of the re-supply of such services.

Report Number: 634912

Sample condition on receipt: Suitable for testing.

The results pertain only to the sample submitted.

This document shall not be reproduced except in full.

Analyses performed on soil dried at 40°C and ground to 2mm or less.

^ NATA accreditation does not cover the performance of this service.

Accredited for compliance with ISO/IEC 17025 - Testing.

This results of the tests, calibrations and/or measurements included in this document are traceable to Australian/International standards.

Nutrient Advantage Laboratory Services

Nutrient Advantage is a trademark of Incitec Pivot Limited

Incitec Pivot Limited - ABN 42 004 080 264

8 South Rd, Werribee Vic 3030

Toll-free: 1800 803 453 Fax: (61 3) 9974 0699

Enquiries: lab.feedback@incitecpivot.com.au

Disclaimer: This analysis report is prepared solely for the client listed above. To the extent permitted by law, Incitec Pivot Limited excludes all liability in connection with this report and, where liability cannot be excluded, limits its liability, at its election, to the re-supply of the analysis services or the cost of the re-supply of such services.

SOIL ANALYSIS REPORT

Report Number: 634911

Sustainable Soils Management P/L
PO Box 130
WARREN
NSW 2824



Report Authorised
Paul Kennelly
Laboratory Manager
NATA Accredited Laboratory
Number: 11958

Sample Number: 022071941	Paddock Name: MT00205	Date Received: 18-Aug-2020
Test Code: 2017-083		Date of Report: 27-Oct-2020
Purchase Order No: TPG		
Grower Name: SUSTAINABLE SOIL MANAG		

Analyte	Result	Units	Method Code	Analyte Testing Period
2 hour natural aggregate ^	0			20/08/2020 to 20/08/2020
2 hour remoulded aggregate ^	1			20/08/2020 to 20/08/2020
20 hour natural aggregate ^	0			20/08/2020 to 20/08/2020
20 hour remoulded aggregate ^	2			20/08/2020 to 20/08/2020
Available Potassium ^	840	mg/kg	04-026-ICP8	20/08/2020 to 24/08/2020
Calcium % of Cations	58	%	04-026-ICP8	24/08/2020 to 24/08/2020
Emerson Class ^	7			20/08/2020 to 20/08/2020
Grass Tetany Risk Index ^	0.28		04-026-ICP8	20/08/2020 to 24/08/2020
Magnesium % of Cations	17	%	04-026-ICP8	24/08/2020 to 24/08/2020
Organic Matter (W&B * 1.72) ^	2.7	%	04-054-WCALC	24/08/2020 to 24/08/2020
Potassium % of Cations	21	%	04-026-ICP8	24/08/2020 to 24/08/2020
Slaking ^	2			20/08/2020 to 20/08/2020
Soil Colour	Red-brown		04-042-PHYS	24/08/2020 to 24/08/2020
Soil Texture	Clay		04-042-PHYS	24/08/2020 to 24/08/2020
pH (1:5 CaCl2)	5.8		04-031-PH	19/08/2020 to 20/08/2020
Electrical Conductivity (Sat. Ext.) ^	1.9	dS/m	04-054-WCALC	24/08/2020 to 24/08/2020
Organic Carbon (W&B)	1.56	%	04-018-UV1	19/08/2020 to 24/08/2020
Nitrate Nitrogen	130	mg/kg	04-063-FIA3	19/08/2020 to 20/08/2020
Ammonium Nitrogen	82	mg/kg	04-063-FIA3	19/08/2020 to 20/08/2020
Sulphur (KCl40)	27	mg/kg	04-021-ICP2	20/08/2020 to 24/08/2020
Phosphorus (Colwell)	33	mg/kg	04-013-COL_P	19/08/2020 to 21/08/2020
Phosphorus Buffer Index (PBI-Col)	72		04-020-ICP17	21/08/2020 to 21/08/2020
Potassium (Amm-acet.)	2.1	cmol(+)/kg	04-026-ICP8	20/08/2020 to 24/08/2020
Calcium (Amm-acet.)	5.8	cmol(+)/kg	04-026-ICP8	20/08/2020 to 24/08/2020
Magnesium (Amm-acet.)	1.7	cmol(+)/kg	04-026-ICP8	20/08/2020 to 24/08/2020
Sodium (Amm-acet.)	0.44	cmol(+)/kg	04-026-ICP8	20/08/2020 to 24/08/2020
Aluminium (KCl)	<9.0	mg/kg	04-027-ICP9	20/08/2020 to 21/08/2020
Aluminium (KCl)	<0.10	cmol(+)/kg	04-027-ICP9	20/08/2020 to 21/08/2020
Cation Exchange Capacity (Amm-acet.)	10.0	cmol(+)/kg	04-026-ICP8	24/08/2020 to 24/08/2020
Sodium % of cations	4.4	%	04-026-ICP8	24/08/2020 to 24/08/2020

Nutrient Advantage Laboratory Services

Nutrient Advantage is a trademark of Incitec Pivot Limited
Incitec Pivot Limited - ABN 42 004 080 264
8 South Rd, Werribee Vic 3030
Toll-free: 1800 803 453 Fax: (61 3) 9974 0699
Enquiries: lab.feedback@incitecpivot.com.au

Disclaimer: This analysis report is prepared solely for the client listed above. To the extent permitted by law, Incitec Pivot Limited excludes all liability in connection with this report and, where liability cannot be excluded, limits its liability, at its election, to the re-supply of the analysis services or the cost of the re-supply of such services.

SOIL ANALYSIS REPORT

Report Number: 634911

Sample Number: 022071941	Paddock Name: MT00205	Date Received: 18-Aug-2020
Test Code: 2017-083		Date of Report: 27-Oct-2020
Purchase Order No: TPG		
Grower Name: SUSTAINABLE SOIL MANAG		

Analyte	Result	Units	Method Code	Analyte Testing Period
Aluminium % of Cations	<1	%	04-026-ICP8	24/08/2020 to 24/08/2020
Calcium/Magnesium Ratio	3.4		04-026-ICP8	20/08/2020 to 24/08/2020
pH (1:5 Water)	6.4		04-031-PH	19/08/2020 to 20/08/2020
Electrical Conductivity (1:5 water)	0.31	dS/m	04-031-PH	19/08/2020 to 20/08/2020
Chloride	50	mg/kg	04-063-FIA3	19/08/2020 to 20/08/2020
Copper (DTPA)	1.2	mg/kg	04-024-ICP6	20/08/2020 to 21/08/2020
Zinc (DTPA)	0.92	mg/kg	04-024-ICP6	20/08/2020 to 21/08/2020
Manganese (DTPA)	110	mg/kg	04-024-ICP6	20/08/2020 to 21/08/2020
Iron (DTPA)	37	mg/kg	04-024-ICP6	20/08/2020 to 21/08/2020
Boron (Hot CaCl ₂)	0.95	mg/kg	04-025-ICP7	20/08/2020 to 24/08/2020
Molybdenum (Hot CaCl ₂) ^	<0.010	mg/kg	04-083-ICP27	20/08/2020 to 21/08/2020
Phosphorus Environmental Risk Index ^	0.46		04-020-ICP17	21/08/2020 to 21/08/2020

Sample condition on receipt: Suitable for testing.

The results pertain only to the sample submitted.

This document shall not be reproduced except in full.

Analyses performed on soil dried at 40°C and ground to 2mm or less.

^ NATA accreditation does not cover the performance of this service.

Accredited for compliance with ISO/IEC 17025 - Testing.

This results of the tests, calibrations and/or measurements included in this document are traceable to Australian/International standards.

Nutrient Advantage Laboratory Services

Nutrient Advantage is a trademark of Incitec Pivot Limited
Incitec Pivot Limited - ABN 42 004 080 264
8 South Rd, Werribee Vic 3030
Toll-free: 1800 803 453 Fax: (61 3) 9974 0699
Enquiries: lab.feedback@incitecpivot.com.au

Disclaimer: This analysis report is prepared solely for the client listed above. To the extent permitted by law, Incitec Pivot Limited excludes all liability in connection with this report and, where liability cannot be excluded, limits its liability, at its election, to the re-supply of the analysis services or the cost of the re-supply of such services.

SOIL ANALYSIS REPORT

Report Number: 634910

Sustainable Soils Management P/L
PO Box 130
WARREN
NSW 2824



Report Authorised
Paul Kennelly
Laboratory Manager
NATA Accredited Laboratory
Number: 11958

Sample Number: 022071940	Paddock Name: MT002515	Date Received: 18-Aug-2020
Test Code: 2017-083		Date of Report: 27-Oct-2020
Purchase Order No: TPG		
Grower Name: SUSTAINABLE SOIL MANAG		

Analyte	Result	Units	Method Code	Analyte Testing Period
2 hour natural aggregate ^	0			20/08/2020 to 20/08/2020
2 hour remoulded aggregate ^	1			20/08/2020 to 20/08/2020
20 hour natural aggregate ^	0			20/08/2020 to 20/08/2020
20 hour remoulded aggregate ^	1			20/08/2020 to 20/08/2020
Available Potassium ^	410	mg/kg	04-026-ICP8	20/08/2020 to 24/08/2020
Calcium % of Cations	62	%	04-026-ICP8	24/08/2020 to 24/08/2020
Emerson Class ^	3			20/08/2020 to 20/08/2020
Grass Tetany Risk Index ^	0.15		04-026-ICP8	20/08/2020 to 24/08/2020
Magnesium % of Cations	21	%	04-026-ICP8	24/08/2020 to 24/08/2020
Organic Matter (W&B * 1.72) ^	1.6	%	04-054-WCALC	24/08/2020 to 24/08/2020
Potassium % of Cations	13	%	04-026-ICP8	24/08/2020 to 24/08/2020
Slaking ^	0			20/08/2020 to 20/08/2020
Soil Colour	Red-brown		04-042-PHYS	24/08/2020 to 24/08/2020
Soil Texture	Clay		04-042-PHYS	24/08/2020 to 24/08/2020
pH (1:5 CaCl2)	5.0		04-031-PH	19/08/2020 to 20/08/2020
Electrical Conductivity (Sat. Ext.) ^	1.6	dS/m	04-054-WCALC	24/08/2020 to 24/08/2020
Organic Carbon (W&B)	0.95	%	04-018-UV1	19/08/2020 to 24/08/2020
Nitrate Nitrogen	130	mg/kg	04-063-FIA3	19/08/2020 to 20/08/2020
Ammonium Nitrogen	15	mg/kg	04-063-FIA3	19/08/2020 to 20/08/2020
Sulphur (KCl40)	14	mg/kg	04-021-ICP2	20/08/2020 to 24/08/2020
Phosphorus (Colwell)	18	mg/kg	04-013-COL_P	19/08/2020 to 21/08/2020
Phosphorus Buffer Index (PBI-Col)	87		04-020-ICP17	21/08/2020 to 21/08/2020
Potassium (Amm-acet.)	1.0	cmol(+)/kg	04-026-ICP8	20/08/2020 to 24/08/2020
Calcium (Amm-acet.)	5.0	cmol(+)/kg	04-026-ICP8	20/08/2020 to 24/08/2020
Magnesium (Amm-acet.)	1.7	cmol(+)/kg	04-026-ICP8	20/08/2020 to 24/08/2020
Sodium (Amm-acet.)	0.31	cmol(+)/kg	04-026-ICP8	20/08/2020 to 24/08/2020
Aluminium (KCl)	<9.0	mg/kg	04-027-ICP9	20/08/2020 to 21/08/2020
Aluminium (KCl)	<0.10	cmol(+)/kg	04-027-ICP9	20/08/2020 to 21/08/2020
Cation Exchange Capacity (Amm-acet.)	8.03	cmol(+)/kg	04-026-ICP8	24/08/2020 to 24/08/2020
Sodium % of cations	3.9	%	04-026-ICP8	24/08/2020 to 24/08/2020

Nutrient Advantage Laboratory Services

Nutrient Advantage is a trademark of Incitec Pivot Limited
Incitec Pivot Limited - ABN 42 004 080 264
8 South Rd, Werribee Vic 3030
Toll-free: 1800 803 453 Fax: (61 3) 9974 0699
Enquiries: lab.feedback@incitecpivot.com.au

Disclaimer: This analysis report is prepared solely for the client listed above. To the extent permitted by law, Incitec Pivot Limited excludes all liability in connection with this report and, where liability cannot be excluded, limits its liability, at its election, to the re-supply of the analysis services or the cost of the re-supply of such services.

SOIL ANALYSIS REPORT

Report Number: 634910

Sample Number: 022071940	Paddock Name: MT002515	Date Received: 18-Aug-2020
Test Code: 2017-083		Date of Report: 27-Oct-2020
Purchase Order No: TPG		
Grower Name: SUSTAINABLE SOIL MANAG		

Analyte	Result	Units	Method Code	Analyte Testing Period
Aluminium % of Cations	<1	%	04-026-ICP8	24/08/2020 to 24/08/2020
Calcium/Magnesium Ratio	2.9		04-026-ICP8	20/08/2020 to 24/08/2020
pH (1:5 Water)	5.5		04-031-PH	19/08/2020 to 20/08/2020
Electrical Conductivity (1:5 water)	0.26	dS/m	04-031-PH	19/08/2020 to 20/08/2020
Chloride	55	mg/kg	04-063-FIA3	19/08/2020 to 20/08/2020
Copper (DTPA)	1.2	mg/kg	04-024-ICP6	20/08/2020 to 21/08/2020
Zinc (DTPA)	0.33	mg/kg	04-024-ICP6	20/08/2020 to 21/08/2020
Manganese (DTPA)	71	mg/kg	04-024-ICP6	20/08/2020 to 21/08/2020
Iron (DTPA)	37	mg/kg	04-024-ICP6	20/08/2020 to 21/08/2020
Boron (Hot CaCl ₂)	0.68	mg/kg	04-025-ICP7	20/08/2020 to 24/08/2020
Molybdenum (Hot CaCl ₂) ^	<0.010	mg/kg	04-083-ICP27	20/08/2020 to 21/08/2020
Phosphorus Environmental Risk Index ^	0.21		04-020-ICP17	21/08/2020 to 21/08/2020

Sample condition on receipt: Suitable for testing.

The results pertain only to the sample submitted.

This document shall not be reproduced except in full.

Analyses performed on soil dried at 40°C and ground to 2mm or less.

^ NATA accreditation does not cover the performance of this service.

Accredited for compliance with ISO/IEC 17025 - Testing.

This results of the tests, calibrations and/or measurements included in this document are traceable to Australian/International standards.

Nutrient Advantage Laboratory Services

Nutrient Advantage is a trademark of Incitec Pivot Limited
Incitec Pivot Limited - ABN 42 004 080 264
8 South Rd, Werribee Vic 3030
Toll-free: 1800 803 453 Fax: (61 3) 9974 0699
Enquiries: lab.feedback@incitecpivot.com.au

Disclaimer: This analysis report is prepared solely for the client listed above. To the extent permitted by law, Incitec Pivot Limited excludes all liability in connection with this report and, where liability cannot be excluded, limits its liability, at its election, to the re-supply of the analysis services or the cost of the re-supply of such services.

SOIL ANALYSIS REPORT

Report Number: 634909

Sustainable Soils Management P/L
PO Box 130
WARREN
NSW 2824



Report Authorised
Paul Kennelly
Laboratory Manager
NATA Accredited Laboratory
Number: 11958

Sample Number: 022071939	Paddock Name: MT0021530	Date Received: 18-Aug-2020
Test Code: 2017-065		Date of Report: 27-Oct-2020
Purchase Order No: TPG		
Grower Name: SUSTAINABLE SOIL MANAG		

Analyte	Result	Units	Method Code	Analyte Testing Period
2 hour natural aggregate ^	1			20/08/2020 to 20/08/2020
2 hour remoulded aggregate ^	4			20/08/2020 to 20/08/2020
20 hour natural aggregate ^	1			20/08/2020 to 20/08/2020
20 hour remoulded aggregate ^	4			20/08/2020 to 20/08/2020
Available Potassium ^	200	mg/kg	04-026-ICP8	20/08/2020 to 24/08/2020
Calcium % of Cations	51	%	04-026-ICP8	24/08/2020 to 24/08/2020
Emerson Class ^	2			20/08/2020 to 20/08/2020
Grass Tetany Risk Index ^	0.083		04-026-ICP8	20/08/2020 to 24/08/2020
Magnesium % of Cations	34	%	04-026-ICP8	24/08/2020 to 24/08/2020
Potassium % of Cations	7.1	%	04-026-ICP8	24/08/2020 to 24/08/2020
Slaking ^	0			20/08/2020 to 20/08/2020
pH (1:5 CaCl2)	5.1		04-031-PH	19/08/2020 to 20/08/2020
Nitrate Nitrogen	35	mg/kg	04-063-FIA3	19/08/2020 to 20/08/2020
Ammonium Nitrogen	0.96	mg/kg	04-063-FIA3	19/08/2020 to 20/08/2020
Potassium (Amm-acet.)	0.52	cmol(+)/kg	04-026-ICP8	20/08/2020 to 24/08/2020
Calcium (Amm-acet.)	3.8	cmol(+)/kg	04-026-ICP8	20/08/2020 to 24/08/2020
Magnesium (Amm-acet.)	2.5	cmol(+)/kg	04-026-ICP8	20/08/2020 to 24/08/2020
Sodium (Amm-acet.)	0.55	cmol(+)/kg	04-026-ICP8	20/08/2020 to 24/08/2020
Aluminium (KCl)	<9.0	mg/kg	04-027-ICP9	20/08/2020 to 21/08/2020
Aluminium (KCl)	<0.10	cmol(+)/kg	04-027-ICP9	20/08/2020 to 21/08/2020
Cation Exchange Capacity (Amm-acet.)	7.35	cmol(+)/kg	04-026-ICP8	24/08/2020 to 24/08/2020
Sodium % of cations	7.4	%	04-026-ICP8	24/08/2020 to 24/08/2020
Aluminium % of Cations	<1	%	04-026-ICP8	24/08/2020 to 24/08/2020
Calcium/Magnesium Ratio	1.5		04-026-ICP8	20/08/2020 to 24/08/2020
pH (1:5 Water)	6.3		04-031-PH	19/08/2020 to 20/08/2020
Electrical Conductivity (1:5 water)	0.09	dS/m	04-031-PH	19/08/2020 to 20/08/2020
Chloride	16	mg/kg	04-063-FIA3	19/08/2020 to 20/08/2020

Nutrient Advantage Laboratory Services

Nutrient Advantage is a trademark of Incitec Pivot Limited
Incitec Pivot Limited - ABN 42 004 080 264
8 South Rd, Werribee Vic 3030
Toll-free: 1800 803 453 Fax: (61 3) 9974 0699
Enquiries: lab.feedback@incitecpivot.com.au

Disclaimer: This analysis report is prepared solely for the client listed above. To the extent permitted by law, Incitec Pivot Limited excludes all liability in connection with this report and, where liability cannot be excluded, limits its liability, at its election, to the re-supply of the analysis services or the cost of the re-supply of such services.

Report Number: 634909

Sample condition on receipt: Suitable for testing.

The results pertain only to the sample submitted.

This document shall not be reproduced except in full.

Analyses performed on soil dried at 40°C and ground to 2mm or less.

^ NATA accreditation does not cover the performance of this service.

Accredited for compliance with ISO/IEC 17025 - Testing.

This results of the tests, calibrations and/or measurements included in this document are traceable to Australian/International standards.

Nutrient Advantage Laboratory Services

Nutrient Advantage is a trademark of Incitec Pivot Limited

Incitec Pivot Limited - ABN 42 004 080 264

8 South Rd, Werribee Vic 3030

Toll-free: 1800 803 453 Fax: (61 3) 9974 0699

Enquiries: lab.feedback@incitecpivot.com.au

Disclaimer: This analysis report is prepared solely for the client listed above. To the extent permitted by law, Incitec Pivot Limited excludes all liability in connection with this report and, where liability cannot be excluded, limits its liability, at its election, to the re-supply of the analysis services or the cost of the re-supply of such services.

SOIL ANALYSIS REPORT

Report Number: 634908

Sustainable Soils Management P/L
PO Box 130
WARREN
NSW 2824



Report Authorised
Paul Kennelly
Laboratory Manager
NATA Accredited Laboratory
Number: 11958

Sample Number: 022071938	Paddock Name: MT0023060	Date Received: 18-Aug-2020
Test Code: 2017-065		Date of Report: 27-Oct-2020
Purchase Order No: TPG		
Grower Name: SUSTAINABLE SOIL MANAG		

Analyte	Result	Units	Method Code	Analyte Testing Period
2 hour natural aggregate ^	1			20/08/2020 to 20/08/2020
2 hour remoulded aggregate ^	4			20/08/2020 to 20/08/2020
20 hour natural aggregate ^	1			20/08/2020 to 20/08/2020
20 hour remoulded aggregate ^	4			20/08/2020 to 20/08/2020
Available Potassium ^	370	mg/kg	04-026-ICP8	20/08/2020 to 24/08/2020
Calcium % of Cations	41	%	04-026-ICP8	24/08/2020 to 24/08/2020
Emerson Class ^	2			20/08/2020 to 20/08/2020
Grass Tetany Risk Index ^	0.068		04-026-ICP8	20/08/2020 to 24/08/2020
Magnesium % of Cations	44	%	04-026-ICP8	24/08/2020 to 24/08/2020
Potassium % of Cations	5.8	%	04-026-ICP8	24/08/2020 to 24/08/2020
Slaking ^	0			20/08/2020 to 20/08/2020
pH (1:5 CaCl2)	6.2		04-031-PH	19/08/2020 to 20/08/2020
Nitrate Nitrogen	5.4	mg/kg	04-063-FIA3	19/08/2020 to 20/08/2020
Ammonium Nitrogen	1.0	mg/kg	04-063-FIA3	19/08/2020 to 20/08/2020
Potassium (Amm-acet.)	0.96	cmol(+)/kg	04-026-ICP8	20/08/2020 to 24/08/2020
Calcium (Amm-acet.)	6.8	cmol(+)/kg	04-026-ICP8	20/08/2020 to 24/08/2020
Magnesium (Amm-acet.)	7.3	cmol(+)/kg	04-026-ICP8	20/08/2020 to 24/08/2020
Sodium (Amm-acet.)	1.6	cmol(+)/kg	04-026-ICP8	20/08/2020 to 24/08/2020
Aluminium (KCl)	<9.0	mg/kg	04-027-ICP9	20/08/2020 to 21/08/2020
Aluminium (KCl)	<0.10	cmol(+)/kg	04-027-ICP9	20/08/2020 to 21/08/2020
Cation Exchange Capacity (Amm-acet.)	16.6	cmol(+)/kg	04-026-ICP8	24/08/2020 to 24/08/2020
Sodium % of cations	9.5	%	04-026-ICP8	24/08/2020 to 24/08/2020
Aluminium % of Cations	<1	%	04-026-ICP8	24/08/2020 to 24/08/2020
Calcium/Magnesium Ratio	0.93		04-026-ICP8	20/08/2020 to 24/08/2020
pH (1:5 Water)	7.6		04-031-PH	19/08/2020 to 20/08/2020
Electrical Conductivity (1:5 water)	0.06	dS/m	04-031-PH	19/08/2020 to 20/08/2020
Chloride	<10	mg/kg	04-063-FIA3	19/08/2020 to 20/08/2020

Nutrient Advantage Laboratory Services

Nutrient Advantage is a trademark of Incitec Pivot Limited
Incitec Pivot Limited - ABN 42 004 080 264
8 South Rd, Werribee Vic 3030
Toll-free: 1800 803 453 Fax: (61 3) 9974 0699
Enquiries: lab.feedback@incitecpivot.com.au

Disclaimer: This analysis report is prepared solely for the client listed above. To the extent permitted by law, Incitec Pivot Limited excludes all liability in connection with this report and, where liability cannot be excluded, limits its liability, at its election, to the re-supply of the analysis services or the cost of the re-supply of such services.

Report Number: 634908

Sample condition on receipt: Suitable for testing.

The results pertain only to the sample submitted.

This document shall not be reproduced except in full.

Analyses performed on soil dried at 40°C and ground to 2mm or less.

^ NATA accreditation does not cover the performance of this service.

Accredited for compliance with ISO/IEC 17025 - Testing.

This results of the tests, calibrations and/or measurements included in this document are traceable to Australian/International standards.

Nutrient Advantage Laboratory Services

Nutrient Advantage is a trademark of Incitec Pivot Limited

Incitec Pivot Limited - ABN 42 004 080 264

8 South Rd, Werribee Vic 3030

Toll-free: 1800 803 453 Fax: (61 3) 9974 0699

Enquiries: lab.feedback@incitecpivot.com.au

Disclaimer: This analysis report is prepared solely for the client listed above. To the extent permitted by law, Incitec Pivot Limited excludes all liability in connection with this report and, where liability cannot be excluded, limits its liability, at its election, to the re-supply of the analysis services or the cost of the re-supply of such services.

SOIL ANALYSIS REPORT

Report Number: 634907

Sustainable Soils Management P/L
PO Box 130
WARREN
NSW 2824



Report Authorised
Paul Kennelly
Laboratory Manager
NATA Accredited Laboratory
Number: 11958

Sample Number: 022071937	Paddock Name: MT00260100	Date Received: 18-Aug-2020
Test Code: 2017-065		Date of Report: 27-Oct-2020
Purchase Order No: TPG		
Grower Name: SUSTAINABLE SOIL MANAG		

Analyte	Result	Units	Method Code	Analyte Testing Period
2 hour natural aggregate ^	1			20/08/2020 to 20/08/2020
2 hour remoulded aggregate ^	4			20/08/2020 to 20/08/2020
20 hour natural aggregate ^	1			20/08/2020 to 20/08/2020
20 hour remoulded aggregate ^	4			20/08/2020 to 20/08/2020
Available Potassium ^	260	mg/kg	04-026-ICP8	20/08/2020 to 24/08/2020
Calcium % of Cations	36	%	04-026-ICP8	24/08/2020 to 24/08/2020
Emerson Class ^	2			20/08/2020 to 20/08/2020
Grass Tetany Risk Index ^	0.071		04-026-ICP8	20/08/2020 to 24/08/2020
Magnesium % of Cations	45	%	04-026-ICP8	24/08/2020 to 24/08/2020
Potassium % of Cations	5.8	%	04-026-ICP8	24/08/2020 to 24/08/2020
Slaking ^	0			20/08/2020 to 20/08/2020
pH (1:5 CaCl2)	7.0		04-031-PH	19/08/2020 to 20/08/2020
Nitrate Nitrogen	1.3	mg/kg	04-063-FIA3	19/08/2020 to 20/08/2020
Ammonium Nitrogen	<0.60	mg/kg	04-063-FIA3	19/08/2020 to 20/08/2020
Potassium (Amm-acet.)	0.67	cmol(+)/kg	04-026-ICP8	20/08/2020 to 24/08/2020
Calcium (Amm-acet.)	4.2	cmol(+)/kg	04-026-ICP8	20/08/2020 to 24/08/2020
Magnesium (Amm-acet.)	5.2	cmol(+)/kg	04-026-ICP8	20/08/2020 to 24/08/2020
Sodium (Amm-acet.)	1.5	cmol(+)/kg	04-026-ICP8	20/08/2020 to 24/08/2020
Aluminium (KCl)	<9.0	mg/kg	04-027-ICP9	20/08/2020 to 21/08/2020
Aluminium (KCl)	<0.10	cmol(+)/kg	04-027-ICP9	20/08/2020 to 21/08/2020
Cation Exchange Capacity (Amm-acet.)	11.6	cmol(+)/kg	04-026-ICP8	24/08/2020 to 24/08/2020
Sodium % of cations	13	%	04-026-ICP8	24/08/2020 to 24/08/2020
Aluminium % of Cations	<1	%	04-026-ICP8	24/08/2020 to 24/08/2020
Calcium/Magnesium Ratio	0.81		04-026-ICP8	20/08/2020 to 24/08/2020
pH (1:5 Water)	8.7		04-031-PH	19/08/2020 to 20/08/2020
Electrical Conductivity (1:5 water)	0.05	dS/m	04-031-PH	19/08/2020 to 20/08/2020
Chloride	<10	mg/kg	04-063-FIA3	19/08/2020 to 20/08/2020

Nutrient Advantage Laboratory Services

Nutrient Advantage is a trademark of Incitec Pivot Limited
Incitec Pivot Limited - ABN 42 004 080 264
8 South Rd, Werribee Vic 3030
Toll-free: 1800 803 453 Fax: (61 3) 9974 0699
Enquiries: lab.feedback@incitecpivot.com.au

Disclaimer: This analysis report is prepared solely for the client listed above. To the extent permitted by law, Incitec Pivot Limited excludes all liability in connection with this report and, where liability cannot be excluded, limits its liability, at its election, to the re-supply of the analysis services or the cost of the re-supply of such services.

Report Number: 634907

Sample condition on receipt: Suitable for testing.

The results pertain only to the sample submitted.

This document shall not be reproduced except in full.

Analyses performed on soil dried at 40°C and ground to 2mm or less.

^ NATA accreditation does not cover the performance of this service.

Accredited for compliance with ISO/IEC 17025 - Testing.

This results of the tests, calibrations and/or measurements included in this document are traceable to Australian/International standards.

Nutrient Advantage Laboratory Services

Nutrient Advantage is a trademark of Incitec Pivot Limited

Incitec Pivot Limited - ABN 42 004 080 264

8 South Rd, Werribee Vic 3030

Toll-free: 1800 803 453 Fax: (61 3) 9974 0699

Enquiries: lab.feedback@incitecpivot.com.au

Disclaimer: This analysis report is prepared solely for the client listed above. To the extent permitted by law, Incitec Pivot Limited excludes all liability in connection with this report and, where liability cannot be excluded, limits its liability, at its election, to the re-supply of the analysis services or the cost of the re-supply of such services.

SOIL ANALYSIS REPORT

Report Number: 634906

Sustainable Soils Management P/L
PO Box 130
WARREN
NSW 2824



Report Authorised
Paul Kennelly
Laboratory Manager
NATA Accredited Laboratory
Number: 11958

Sample Number: 022071924	Paddock Name: MT00305	Date Received: 18-Aug-2020
Test Code: 2017-083		Date of Report: 27-Oct-2020
Purchase Order No: TPG		
Grower Name: SUSTAINABLE SOIL MANAG		

Analyte	Result	Units	Method Code	Analyte Testing Period
2 hour natural aggregate ^	1			20/08/2020 to 20/08/2020
2 hour remoulded aggregate ^	3			20/08/2020 to 20/08/2020
20 hour natural aggregate ^	1			20/08/2020 to 20/08/2020
20 hour remoulded aggregate ^	3			20/08/2020 to 20/08/2020
Available Potassium ^	670	mg/kg	04-026-ICP8	20/08/2020 to 24/08/2020
Calcium % of Cations	58	%	04-026-ICP8	24/08/2020 to 24/08/2020
Emerson Class ^	8			20/08/2020 to 20/08/2020
Grass Tetany Risk Index ^	0.29		04-026-ICP8	20/08/2020 to 24/08/2020
Magnesium % of Cations	17	%	04-026-ICP8	24/08/2020 to 24/08/2020
Organic Matter (W&B * 1.72) ^	2.1	%	04-054-WCALC	24/08/2020 to 24/08/2020
Potassium % of Cations	22	%	04-026-ICP8	24/08/2020 to 24/08/2020
Slaking ^	1			20/08/2020 to 20/08/2020
Soil Colour	Red-brown		04-042-PHYS	24/08/2020 to 24/08/2020
Soil Texture	Clay		04-042-PHYS	24/08/2020 to 24/08/2020
pH (1:5 CaCl2)	5.7		04-031-PH	19/08/2020 to 20/08/2020
Electrical Conductivity (Sat. Ext.) ^	0.4	dS/m	04-054-WCALC	24/08/2020 to 24/08/2020
Organic Carbon (W&B)	1.22	%	04-018-UV1	19/08/2020 to 24/08/2020
Nitrate Nitrogen	7.0	mg/kg	04-063-FIA3	19/08/2020 to 20/08/2020
Ammonium Nitrogen	0.86	mg/kg	04-063-FIA3	19/08/2020 to 20/08/2020
Sulphur (KCl40)	2.3	mg/kg	04-021-ICP2	20/08/2020 to 24/08/2020
Phosphorus (Colwell)	33	mg/kg	04-013-COL_P	19/08/2020 to 21/08/2020
Phosphorus Buffer Index (PBI-Col)	59		04-020-ICP17	21/08/2020 to 21/08/2020
Potassium (Amm-acet.)	1.7	cmol(+)/kg	04-026-ICP8	20/08/2020 to 24/08/2020
Calcium (Amm-acet.)	4.5	cmol(+)/kg	04-026-ICP8	20/08/2020 to 24/08/2020
Magnesium (Amm-acet.)	1.3	cmol(+)/kg	04-026-ICP8	20/08/2020 to 24/08/2020
Sodium (Amm-acet.)	0.19	cmol(+)/kg	04-026-ICP8	20/08/2020 to 24/08/2020
Aluminium (KCl)	<9.0	mg/kg	04-027-ICP9	20/08/2020 to 21/08/2020
Aluminium (KCl)	<0.10	cmol(+)/kg	04-027-ICP9	20/08/2020 to 21/08/2020
Cation Exchange Capacity (Amm-acet.)	7.74	cmol(+)/kg	04-026-ICP8	24/08/2020 to 24/08/2020
Sodium % of cations	2.5	%	04-026-ICP8	24/08/2020 to 24/08/2020

Nutrient Advantage Laboratory Services

Nutrient Advantage is a trademark of Incitec Pivot Limited
Incitec Pivot Limited - ABN 42 004 080 264
8 South Rd, Werribee Vic 3030
Toll-free: 1800 803 453 Fax: (61 3) 9974 0699
Enquiries: lab.feedback@incitecpivot.com.au

Disclaimer: This analysis report is prepared solely for the client listed above. To the extent permitted by law, Incitec Pivot Limited excludes all liability in connection with this report and, where liability cannot be excluded, limits its liability, at its election, to the re-supply of the analysis services or the cost of the re-supply of such services.

SOIL ANALYSIS REPORT

Report Number: 634906

Sample Number: 022071924	Paddock Name: MT00305	Date Received: 18-Aug-2020
Test Code: 2017-083		Date of Report: 27-Oct-2020
Purchase Order No: TPG		
Grower Name: SUSTAINABLE SOIL MANAG		

Analyte	Result	Units	Method Code	Analyte Testing Period
Aluminium % of Cations	<1	%	04-026-ICP8	24/08/2020 to 24/08/2020
Calcium/Magnesium Ratio	3.5		04-026-ICP8	20/08/2020 to 24/08/2020
pH (1:5 Water)	6.8		04-031-PH	19/08/2020 to 20/08/2020
Electrical Conductivity (1:5 water)	0.06	dS/m	04-031-PH	19/08/2020 to 20/08/2020
Chloride	<10	mg/kg	04-063-FIA3	19/08/2020 to 20/08/2020
Copper (DTPA)	0.98	mg/kg	04-024-ICP6	20/08/2020 to 21/08/2020
Zinc (DTPA)	0.76	mg/kg	04-024-ICP6	20/08/2020 to 21/08/2020
Manganese (DTPA)	27	mg/kg	04-024-ICP6	20/08/2020 to 21/08/2020
Iron (DTPA)	53	mg/kg	04-024-ICP6	20/08/2020 to 21/08/2020
Boron (Hot CaCl ₂)	0.83	mg/kg	04-025-ICP7	20/08/2020 to 24/08/2020
Molybdenum (Hot CaCl ₂) ^	<0.010	mg/kg	04-083-ICP27	20/08/2020 to 21/08/2020
Phosphorus Environmental Risk Index ^	0.56		04-020-ICP17	21/08/2020 to 21/08/2020

Sample condition on receipt: Suitable for testing.

The results pertain only to the sample submitted.

This document shall not be reproduced except in full.

Analyses performed on soil dried at 40°C and ground to 2mm or less.

^ NATA accreditation does not cover the performance of this service.

Accredited for compliance with ISO/IEC 17025 - Testing.

This results of the tests, calibrations and/or measurements included in this document are traceable to Australian/International standards.

Nutrient Advantage Laboratory Services

Nutrient Advantage is a trademark of Incitec Pivot Limited
Incitec Pivot Limited - ABN 42 004 080 264
8 South Rd, Werribee Vic 3030
Toll-free: 1800 803 453 Fax: (61 3) 9974 0699
Enquiries: lab.feedback@incitecpivot.com.au

Disclaimer: This analysis report is prepared solely for the client listed above. To the extent permitted by law, Incitec Pivot Limited excludes all liability in connection with this report and, where liability cannot be excluded, limits its liability, at its election, to the re-supply of the analysis services or the cost of the re-supply of such services.

SOIL ANALYSIS REPORT

Report Number: 634905

Sustainable Soils Management P/L
PO Box 130
WARREN
NSW 2824



Report Authorised
Paul Kennelly
Laboratory Manager
NATA Accredited Laboratory
Number: 11958

Sample Number: 022071923	Paddock Name: MT003515	Date Received: 18-Aug-2020
Test Code: 2017-083		Date of Report: 27-Oct-2020
Purchase Order No: TPG		
Grower Name: SUSTAINABLE SOIL MANAG		

Analyte	Result	Units	Method Code	Analyte Testing Period
2 hour natural aggregate ^	0			20/08/2020 to 20/08/2020
2 hour remoulded aggregate ^	2			20/08/2020 to 20/08/2020
20 hour natural aggregate ^	1			20/08/2020 to 20/08/2020
20 hour remoulded aggregate ^	3			20/08/2020 to 20/08/2020
Available Potassium ^	400	mg/kg	04-026-ICP8	20/08/2020 to 24/08/2020
Calcium % of Cations	62	%	04-026-ICP8	24/08/2020 to 24/08/2020
Emerson Class ^	3			20/08/2020 to 20/08/2020
Grass Tetany Risk Index ^	0.18		04-026-ICP8	20/08/2020 to 24/08/2020
Magnesium % of Cations	20	%	04-026-ICP8	24/08/2020 to 24/08/2020
Organic Matter (W&B * 1.72) ^	1.5	%	04-054-WCALC	24/08/2020 to 24/08/2020
Potassium % of Cations	15	%	04-026-ICP8	24/08/2020 to 24/08/2020
Slaking ^	0			20/08/2020 to 20/08/2020
Soil Colour	Red-brown		04-042-PHYS	24/08/2020 to 24/08/2020
Soil Texture	Clay		04-042-PHYS	24/08/2020 to 24/08/2020
pH (1:5 CaCl2)	5.3		04-031-PH	19/08/2020 to 20/08/2020
Electrical Conductivity (Sat. Ext.) ^	0.3	dS/m	04-054-WCALC	24/08/2020 to 24/08/2020
Organic Carbon (W&B)	0.89	%	04-018-UV1	19/08/2020 to 24/08/2020
Nitrate Nitrogen	1.7	mg/kg	04-063-FIA3	19/08/2020 to 20/08/2020
Ammonium Nitrogen	0.73	mg/kg	04-063-FIA3	19/08/2020 to 20/08/2020
Sulphur (KCl40)	8.4	mg/kg	04-021-ICP2	20/08/2020 to 24/08/2020
Phosphorus (Colwell)	21	mg/kg	04-013-COL_P	19/08/2020 to 21/08/2020
Phosphorus Buffer Index (PBI-Col)	62		04-020-ICP17	21/08/2020 to 21/08/2020
Potassium (Amm-acet.)	1.0	cmol(+)/kg	04-026-ICP8	20/08/2020 to 24/08/2020
Calcium (Amm-acet.)	4.3	cmol(+)/kg	04-026-ICP8	20/08/2020 to 24/08/2020
Magnesium (Amm-acet.)	1.4	cmol(+)/kg	04-026-ICP8	20/08/2020 to 24/08/2020
Sodium (Amm-acet.)	0.21	cmol(+)/kg	04-026-ICP8	20/08/2020 to 24/08/2020
Aluminium (KCl)	<9.0	mg/kg	04-027-ICP9	20/08/2020 to 21/08/2020
Aluminium (KCl)	<0.10	cmol(+)/kg	04-027-ICP9	20/08/2020 to 21/08/2020
Cation Exchange Capacity (Amm-acet.)	6.87	cmol(+)/kg	04-026-ICP8	24/08/2020 to 24/08/2020
Sodium % of cations	3.1	%	04-026-ICP8	24/08/2020 to 24/08/2020

Nutrient Advantage Laboratory Services

Nutrient Advantage is a trademark of Incitec Pivot Limited
Incitec Pivot Limited - ABN 42 004 080 264
8 South Rd, Werribee Vic 3030
Toll-free: 1800 803 453 Fax: (61 3) 9974 0699
Enquiries: lab.feedback@incitecpivot.com.au

Disclaimer: This analysis report is prepared solely for the client listed above. To the extent permitted by law, Incitec Pivot Limited excludes all liability in connection with this report and, where liability cannot be excluded, limits its liability, at its election, to the re-supply of the analysis services or the cost of the re-supply of such services.

SOIL ANALYSIS REPORT

Report Number: 634905

Sample Number: 022071923	Paddock Name: MT003515	Date Received: 18-Aug-2020
Test Code: 2017-083		Date of Report: 27-Oct-2020
Purchase Order No: TPG		
Grower Name: SUSTAINABLE SOIL MANAG		

Analyte	Result	Units	Method Code	Analyte Testing Period
Aluminium % of Cations	<1	%	04-026-ICP8	24/08/2020 to 24/08/2020
Calcium/Magnesium Ratio	3.1		04-026-ICP8	20/08/2020 to 24/08/2020
pH (1:5 Water)	6.4		04-031-PH	19/08/2020 to 20/08/2020
Electrical Conductivity (1:5 water)	0.05	dS/m	04-031-PH	19/08/2020 to 20/08/2020
Chloride	13	mg/kg	04-063-FIA3	19/08/2020 to 20/08/2020
Copper (DTPA)	1.1	mg/kg	04-024-ICP6	20/08/2020 to 21/08/2020
Zinc (DTPA)	0.38	mg/kg	04-024-ICP6	20/08/2020 to 21/08/2020
Manganese (DTPA)	45	mg/kg	04-024-ICP6	20/08/2020 to 21/08/2020
Iron (DTPA)	54	mg/kg	04-024-ICP6	20/08/2020 to 21/08/2020
Boron (Hot CaCl ₂)	0.69	mg/kg	04-025-ICP7	20/08/2020 to 24/08/2020
Molybdenum (Hot CaCl ₂) ^	<0.010	mg/kg	04-083-ICP27	20/08/2020 to 21/08/2020
Phosphorus Environmental Risk Index ^	0.34		04-020-ICP17	21/08/2020 to 21/08/2020

Sample condition on receipt: Suitable for testing.

The results pertain only to the sample submitted.

This document shall not be reproduced except in full.

Analyses performed on soil dried at 40°C and ground to 2mm or less.

^ NATA accreditation does not cover the performance of this service.

Accredited for compliance with ISO/IEC 17025 - Testing.

This results of the tests, calibrations and/or measurements included in this document are traceable to Australian/International standards.

Nutrient Advantage Laboratory Services

Nutrient Advantage is a trademark of Incitec Pivot Limited
 Incitec Pivot Limited - ABN 42 004 080 264
 8 South Rd, Werribee Vic 3030
 Toll-free: 1800 803 453 Fax: (61 3) 9974 0699
 Enquiries: lab.feedback@incitecpivot.com.au

Disclaimer: This analysis report is prepared solely for the client listed above. To the extent permitted by law, Incitec Pivot Limited excludes all liability in connection with this report and, where liability cannot be excluded, limits its liability, at its election, to the re-supply of the analysis services or the cost of the re-supply of such services.

SOIL ANALYSIS REPORT

Report Number: 634904

Sustainable Soils Management P/L
PO Box 130
WARREN
NSW 2824



Report Authorised
Paul Kennelly
Laboratory Manager
NATA Accredited Laboratory
Number: 11958

Sample Number: 022071922	Paddock Name: MT0031530	Date Received: 18-Aug-2020
Test Code: 2017-065		Date of Report: 27-Oct-2020
Purchase Order No: TPG		
Grower Name: SUSTAINABLE SOIL MANAG		

Analyte	Result	Units	Method Code	Analyte Testing Period
2 hour natural aggregate ^	2			20/08/2020 to 20/08/2020
2 hour remoulded aggregate ^	3			20/08/2020 to 20/08/2020
20 hour natural aggregate ^	2			20/08/2020 to 20/08/2020
20 hour remoulded aggregate ^	4			20/08/2020 to 20/08/2020
Available Potassium ^	260	mg/kg	04-026-ICP8	20/08/2020 to 24/08/2020
Calcium % of Cations	52	%	04-026-ICP8	24/08/2020 to 24/08/2020
Emerson Class ^	2			20/08/2020 to 20/08/2020
Grass Tetany Risk Index ^	0.10		04-026-ICP8	20/08/2020 to 24/08/2020
Magnesium % of Cations	36	%	04-026-ICP8	24/08/2020 to 24/08/2020
Potassium % of Cations	9.1	%	04-026-ICP8	24/08/2020 to 24/08/2020
Slaking ^	0			20/08/2020 to 20/08/2020
pH (1:5 CaCl2)	5.8		04-031-PH	19/08/2020 to 20/08/2020
Nitrate Nitrogen	0.86	mg/kg	04-063-FIA3	19/08/2020 to 20/08/2020
Ammonium Nitrogen	0.81	mg/kg	04-063-FIA3	19/08/2020 to 20/08/2020
Potassium (Amm-acet.)	0.68	cmol(+)/kg	04-026-ICP8	20/08/2020 to 24/08/2020
Calcium (Amm-acet.)	3.8	cmol(+)/kg	04-026-ICP8	20/08/2020 to 24/08/2020
Magnesium (Amm-acet.)	2.7	cmol(+)/kg	04-026-ICP8	20/08/2020 to 24/08/2020
Sodium (Amm-acet.)	0.28	cmol(+)/kg	04-026-ICP8	20/08/2020 to 24/08/2020
Aluminium (KCl)	<9.0	mg/kg	04-027-ICP9	20/08/2020 to 21/08/2020
Aluminium (KCl)	<0.10	cmol(+)/kg	04-027-ICP9	20/08/2020 to 21/08/2020
Cation Exchange Capacity (Amm-acet.)	7.46	cmol(+)/kg	04-026-ICP8	24/08/2020 to 24/08/2020
Sodium % of cations	3.7	%	04-026-ICP8	24/08/2020 to 24/08/2020
Aluminium % of Cations	<1	%	04-026-ICP8	24/08/2020 to 24/08/2020
Calcium/Magnesium Ratio	1.4		04-026-ICP8	20/08/2020 to 24/08/2020
pH (1:5 Water)	7.2		04-031-PH	19/08/2020 to 20/08/2020
Electrical Conductivity (1:5 water)	0.03	dS/m	04-031-PH	19/08/2020 to 20/08/2020
Chloride	<10	mg/kg	04-063-FIA3	19/08/2020 to 20/08/2020

Nutrient Advantage Laboratory Services

Nutrient Advantage is a trademark of Incitec Pivot Limited
Incitec Pivot Limited - ABN 42 004 080 264
8 South Rd, Werribee Vic 3030
Toll-free: 1800 803 453 Fax: (61 3) 9974 0699
Enquiries: lab.feedback@incitecpivot.com.au

Disclaimer: This analysis report is prepared solely for the client listed above. To the extent permitted by law, Incitec Pivot Limited excludes all liability in connection with this report and, where liability cannot be excluded, limits its liability, at its election, to the re-supply of the analysis services or the cost of the re-supply of such services.

Report Number: 634904

Sample condition on receipt: Suitable for testing.

The results pertain only to the sample submitted.

This document shall not be reproduced except in full.

Analyses performed on soil dried at 40°C and ground to 2mm or less.

^ NATA accreditation does not cover the performance of this service.

Accredited for compliance with ISO/IEC 17025 - Testing.

This results of the tests, calibrations and/or measurements included in this document are traceable to Australian/International standards.

Nutrient Advantage Laboratory Services

Nutrient Advantage is a trademark of Incitec Pivot Limited

Incitec Pivot Limited - ABN 42 004 080 264

8 South Rd, Werribee Vic 3030

Toll-free: 1800 803 453 Fax: (61 3) 9974 0699

Enquiries: lab.feedback@incitecpivot.com.au

Disclaimer: This analysis report is prepared solely for the client listed above. To the extent permitted by law, Incitec Pivot Limited excludes all liability in connection with this report and, where liability cannot be excluded, limits its liability, at its election, to the re-supply of the analysis services or the cost of the re-supply of such services.

SOIL ANALYSIS REPORT

Report Number: 634903

Sustainable Soils Management P/L
PO Box 130
WARREN
NSW 2824



Report Authorised
Paul Kennelly
Laboratory Manager
NATA Accredited Laboratory
Number: 11958

Sample Number: 022071921	Paddock Name: MT0033060	Date Received: 18-Aug-2020
Test Code: 2017-065		Date of Report: 27-Oct-2020
Purchase Order No: TPG		
Grower Name: SUSTAINABLE SOIL MANAG		

Analyte	Result	Units	Method Code	Analyte Testing Period
2 hour natural aggregate ^	2			20/08/2020 to 20/08/2020
2 hour remoulded aggregate ^	3			20/08/2020 to 20/08/2020
20 hour natural aggregate ^	2			20/08/2020 to 20/08/2020
20 hour remoulded aggregate ^	4			20/08/2020 to 20/08/2020
Available Potassium ^	380	mg/kg	04-026-ICP8	20/08/2020 to 24/08/2020
Calcium % of Cations	44	%	04-026-ICP8	24/08/2020 to 24/08/2020
Emerson Class ^	2			20/08/2020 to 20/08/2020
Grass Tetany Risk Index ^	0.090		04-026-ICP8	20/08/2020 to 24/08/2020
Magnesium % of Cations	43	%	04-026-ICP8	24/08/2020 to 24/08/2020
Potassium % of Cations	7.9	%	04-026-ICP8	24/08/2020 to 24/08/2020
Slaking ^	0			20/08/2020 to 20/08/2020
pH (1:5 CaCl2)	6.5		04-031-PH	19/08/2020 to 20/08/2020
Nitrate Nitrogen	0.58	mg/kg	04-063-FIA3	19/08/2020 to 20/08/2020
Ammonium Nitrogen	<0.60	mg/kg	04-063-FIA3	19/08/2020 to 20/08/2020
Potassium (Amm-acet.)	0.97	cmol(+)/kg	04-026-ICP8	20/08/2020 to 24/08/2020
Calcium (Amm-acet.)	5.5	cmol(+)/kg	04-026-ICP8	20/08/2020 to 24/08/2020
Magnesium (Amm-acet.)	5.3	cmol(+)/kg	04-026-ICP8	20/08/2020 to 24/08/2020
Sodium (Amm-acet.)	0.55	cmol(+)/kg	04-026-ICP8	20/08/2020 to 24/08/2020
Aluminium (KCl)	<9.0	mg/kg	04-027-ICP9	20/08/2020 to 21/08/2020
Aluminium (KCl)	<0.10	cmol(+)/kg	04-027-ICP9	20/08/2020 to 21/08/2020
Cation Exchange Capacity (Amm-acet.)	12.3	cmol(+)/kg	04-026-ICP8	24/08/2020 to 24/08/2020
Sodium % of cations	4.5	%	04-026-ICP8	24/08/2020 to 24/08/2020
Aluminium % of Cations	<1	%	04-026-ICP8	24/08/2020 to 24/08/2020
Calcium/Magnesium Ratio	1.0		04-026-ICP8	20/08/2020 to 24/08/2020
pH (1:5 Water)	8.0		04-031-PH	19/08/2020 to 20/08/2020
Electrical Conductivity (1:5 water)	0.03	dS/m	04-031-PH	19/08/2020 to 20/08/2020
Chloride	<10	mg/kg	04-063-FIA3	19/08/2020 to 20/08/2020

Nutrient Advantage Laboratory Services

Nutrient Advantage is a trademark of Incitec Pivot Limited
Incitec Pivot Limited - ABN 42 004 080 264
8 South Rd, Werribee Vic 3030
Toll-free: 1800 803 453 Fax: (61 3) 9974 0699
Enquiries: lab.feedback@incitecpivot.com.au

Disclaimer: This analysis report is prepared solely for the client listed above. To the extent permitted by law, Incitec Pivot Limited excludes all liability in connection with this report and, where liability cannot be excluded, limits its liability, at its election, to the re-supply of the analysis services or the cost of the re-supply of such services.

Report Number: 634903

Sample condition on receipt: Suitable for testing.

The results pertain only to the sample submitted.

This document shall not be reproduced except in full.

Analyses performed on soil dried at 40°C and ground to 2mm or less.

^ NATA accreditation does not cover the performance of this service.

Accredited for compliance with ISO/IEC 17025 - Testing.

This results of the tests, calibrations and/or measurements included in this document are traceable to Australian/International standards.

Nutrient Advantage Laboratory Services

Nutrient Advantage is a trademark of Incitec Pivot Limited

Incitec Pivot Limited - ABN 42 004 080 264

8 South Rd, Werribee Vic 3030

Toll-free: 1800 803 453 Fax: (61 3) 9974 0699

Enquiries: lab.feedback@incitecpivot.com.au

Disclaimer: This analysis report is prepared solely for the client listed above. To the extent permitted by law, Incitec Pivot Limited excludes all liability in connection with this report and, where liability cannot be excluded, limits its liability, at its election, to the re-supply of the analysis services or the cost of the re-supply of such services.

SOIL ANALYSIS REPORT

Report Number: 634902

Sustainable Soils Management P/L
PO Box 130
WARREN
NSW 2824



Report Authorised
Paul Kennelly
Laboratory Manager
NATA Accredited Laboratory
Number: 11958

Sample Number: 022071920	Paddock Name: MT00360100	Date Received: 18-Aug-2020
Test Code: 2017-065		Date of Report: 27-Oct-2020
Purchase Order No: TPG		
Grower Name: SUSTAINABLE SOIL MANAG		

Analyte	Result	Units	Method Code	Analyte Testing Period
2 hour natural aggregate ^	2			20/08/2020 to 20/08/2020
2 hour remoulded aggregate ^	3			20/08/2020 to 20/08/2020
20 hour natural aggregate ^	3			20/08/2020 to 20/08/2020
20 hour remoulded aggregate ^	4			20/08/2020 to 20/08/2020
Available Potassium ^	500	mg/kg	04-026-ICP8	20/08/2020 to 24/08/2020
Calcium % of Cations	41	%	04-026-ICP8	24/08/2020 to 24/08/2020
Emerson Class ^	2			20/08/2020 to 20/08/2020
Grass Tetany Risk Index ^	0.080		04-026-ICP8	20/08/2020 to 24/08/2020
Magnesium % of Cations	45	%	04-026-ICP8	24/08/2020 to 24/08/2020
Potassium % of Cations	6.8	%	04-026-ICP8	24/08/2020 to 24/08/2020
Slaking ^	0			20/08/2020 to 20/08/2020
pH (1:5 CaCl2)	7.5		04-031-PH	19/08/2020 to 20/08/2020
Nitrate Nitrogen	<0.50	mg/kg	04-063-FIA3	19/08/2020 to 20/08/2020
Ammonium Nitrogen	<0.60	mg/kg	04-063-FIA3	19/08/2020 to 20/08/2020
Potassium (Amm-acet.)	1.3	cmol(+)/kg	04-026-ICP8	20/08/2020 to 24/08/2020
Calcium (Amm-acet.)	7.8	cmol(+)/kg	04-026-ICP8	20/08/2020 to 24/08/2020
Magnesium (Amm-acet.)	8.5	cmol(+)/kg	04-026-ICP8	20/08/2020 to 24/08/2020
Sodium (Amm-acet.)	1.2	cmol(+)/kg	04-026-ICP8	20/08/2020 to 24/08/2020
Aluminium (KCl)	<9.0	mg/kg	04-027-ICP9	20/08/2020 to 21/08/2020
Aluminium (KCl)	<0.10	cmol(+)/kg	04-027-ICP9	20/08/2020 to 21/08/2020
Cation Exchange Capacity (Amm-acet.)	18.8	cmol(+)/kg	04-026-ICP8	24/08/2020 to 24/08/2020
Sodium % of cations	6.6	%	04-026-ICP8	24/08/2020 to 24/08/2020
Aluminium % of Cations	<1	%	04-026-ICP8	24/08/2020 to 24/08/2020
Calcium/Magnesium Ratio	0.92		04-026-ICP8	20/08/2020 to 24/08/2020
pH (1:5 Water)	8.8		04-031-PH	19/08/2020 to 20/08/2020
Electrical Conductivity (1:5 water)	0.07	dS/m	04-031-PH	19/08/2020 to 20/08/2020
Chloride	<10	mg/kg	04-063-FIA3	19/08/2020 to 20/08/2020

Nutrient Advantage Laboratory Services

Nutrient Advantage is a trademark of Incitec Pivot Limited
Incitec Pivot Limited - ABN 42 004 080 264
8 South Rd, Werribee Vic 3030
Toll-free: 1800 803 453 Fax: (61 3) 9974 0699
Enquiries: lab.feedback@incitecpivot.com.au

Disclaimer: This analysis report is prepared solely for the client listed above. To the extent permitted by law, Incitec Pivot Limited excludes all liability in connection with this report and, where liability cannot be excluded, limits its liability, at its election, to the re-supply of the analysis services or the cost of the re-supply of such services.

Report Number: 634902

Sample condition on receipt: Suitable for testing.

The results pertain only to the sample submitted.

This document shall not be reproduced except in full.

Analyses performed on soil dried at 40°C and ground to 2mm or less.

^ NATA accreditation does not cover the performance of this service.

Accredited for compliance with ISO/IEC 17025 - Testing.

This results of the tests, calibrations and/or measurements included in this document are traceable to Australian/International standards.

Nutrient Advantage Laboratory Services

Nutrient Advantage is a trademark of Incitec Pivot Limited

Incitec Pivot Limited - ABN 42 004 080 264

8 South Rd, Werribee Vic 3030

Toll-free: 1800 803 453 Fax: (61 3) 9974 0699

Enquiries: lab.feedback@incitecpivot.com.au

Disclaimer: This analysis report is prepared solely for the client listed above. To the extent permitted by law, Incitec Pivot Limited excludes all liability in connection with this report and, where liability cannot be excluded, limits its liability, at its election, to the re-supply of the analysis services or the cost of the re-supply of such services.

SOIL ANALYSIS REPORT

Report Number: 634901

Sustainable Soils Management P/L
PO Box 130
WARREN
NSW 2824



Report Authorised
Paul Kennelly
Laboratory Manager
NATA Accredited Laboratory
Number: 11958

Sample Number: 022071919	Paddock Name: MT00405	Date Received: 18-Aug-2020
Test Code: 2017-082		Date of Report: 27-Oct-2020
Purchase Order No: TPG		
Grower Name: SUSTAINABLE SOIL MANAG		

Analyte	Result	Units	Method Code	Analyte Testing Period
2 hour natural aggregate ^	1			20/08/2020 to 20/08/2020
2 hour remoulded aggregate ^	0			20/08/2020 to 20/08/2020
20 hour natural aggregate ^	1			20/08/2020 to 20/08/2020
20 hour remoulded aggregate ^	0			20/08/2020 to 20/08/2020
Available Potassium ^	520	mg/kg	04-026-ICP8	20/08/2020 to 24/08/2020
Calcium % of Cations	68	%	04-026-ICP8	24/08/2020 to 24/08/2020
Emerson Class ^	2			20/08/2020 to 20/08/2020
Grass Tetany Risk Index ^	0.10		04-026-ICP8	20/08/2020 to 24/08/2020
Magnesium % of Cations	22	%	04-026-ICP8	24/08/2020 to 24/08/2020
Organic Matter (W&B * 1.72) ^	1.8	%	04-054-WCALC	24/08/2020 to 24/08/2020
Potassium % of Cations	9.3	%	04-026-ICP8	24/08/2020 to 24/08/2020
Slaking ^	0			20/08/2020 to 20/08/2020
Soil Colour	Brown		04-042-PHYS	24/08/2020 to 24/08/2020
Soil Texture	Clay		04-042-PHYS	24/08/2020 to 24/08/2020
pH (1:5 CaCl2)	7.5		04-031-PH	19/08/2020 to 20/08/2020
Electrical Conductivity (Sat. Ext.) ^	0.7	dS/m	04-054-WCALC	24/08/2020 to 24/08/2020
Organic Carbon (W&B)	1.07	%	04-018-UV1	19/08/2020 to 24/08/2020
Nitrate Nitrogen	17	mg/kg	04-063-FIA3	19/08/2020 to 20/08/2020
Ammonium Nitrogen	1.2	mg/kg	04-063-FIA3	19/08/2020 to 20/08/2020
Sulphur (KCl40)	3.1	mg/kg	04-021-ICP2	20/08/2020 to 24/08/2020
Phosphorus (Colwell)	14	mg/kg	04-013-COL_P	19/08/2020 to 21/08/2020
Phosphorus Buffer Index (PBI-Col)	70		04-020-ICP17	21/08/2020 to 21/08/2020
Potassium (Amm-acet.)	1.3	cmol(+)/kg	04-026-ICP8	20/08/2020 to 24/08/2020
Calcium (Amm-acet.)	9.7	cmol(+)/kg	04-026-ICP8	20/08/2020 to 24/08/2020
Magnesium (Amm-acet.)	3.2	cmol(+)/kg	04-026-ICP8	20/08/2020 to 24/08/2020
Sodium (Amm-acet.)	0.087	cmol(+)/kg	04-026-ICP8	20/08/2020 to 24/08/2020
Aluminium (KCl)	<9.0	mg/kg	04-027-ICP9	20/08/2020 to 21/08/2020
Aluminium (KCl)	<0.10	cmol(+)/kg	04-027-ICP9	20/08/2020 to 21/08/2020
Cation Exchange Capacity (Amm-acet.)	14.3	cmol(+)/kg	04-026-ICP8	24/08/2020 to 24/08/2020
Sodium % of cations	0.61	%	04-026-ICP8	24/08/2020 to 24/08/2020

Nutrient Advantage Laboratory Services

Nutrient Advantage is a trademark of Incitec Pivot Limited
Incitec Pivot Limited - ABN 42 004 080 264
8 South Rd, Werribee Vic 3030
Toll-free: 1800 803 453 Fax: (61 3) 9974 0699
Enquiries: lab.feedback@incitecpivot.com.au

Disclaimer: This analysis report is prepared solely for the client listed above. To the extent permitted by law, Incitec Pivot Limited excludes all liability in connection with this report and, where liability cannot be excluded, limits its liability, at its election, to the re-supply of the analysis services or the cost of the re-supply of such services.

SOIL ANALYSIS REPORT

Report Number: 634901

Sample Number: 022071919	Paddock Name: MT00405	Date Received: 18-Aug-2020
Test Code: 2017-082		Date of Report: 27-Oct-2020
Purchase Order No: TPG		
Grower Name: SUSTAINABLE SOIL MANAG		

Analyte	Result	Units	Method Code	Analyte Testing Period
Aluminium % of Cations	<1	%	04-026-ICP8	24/08/2020 to 24/08/2020
Calcium/Magnesium Ratio	3.0		04-026-ICP8	20/08/2020 to 24/08/2020
pH (1:5 Water)	8.2		04-031-PH	19/08/2020 to 20/08/2020
Electrical Conductivity (1:5 water)	0.12	dS/m	04-031-PH	19/08/2020 to 20/08/2020
Chloride	20	mg/kg	04-063-FIA3	19/08/2020 to 20/08/2020
Copper (DTPA)	0.96	mg/kg	04-024-ICP6	20/08/2020 to 21/08/2020
Zinc (DTPA)	0.24	mg/kg	04-024-ICP6	20/08/2020 to 21/08/2020
Manganese (DTPA)	6.0	mg/kg	04-024-ICP6	20/08/2020 to 21/08/2020
Iron (DTPA)	19	mg/kg	04-024-ICP6	20/08/2020 to 21/08/2020
Boron (Hot CaCl ₂)	1.0	mg/kg	04-025-ICP7	20/08/2020 to 24/08/2020
Molybdenum (Hot CaCl ₂) ^	0.011	mg/kg	04-083-ICP27	20/08/2020 to 21/08/2020
Phosphorus Environmental Risk Index ^	0.20		04-020-ICP17	21/08/2020 to 21/08/2020
Sand (Coarse) ^	18.8	%	04-001-SANSILCLAY	19/08/2020 to 25/08/2020
Sand (Fine) ^	42.0	%	04-001-SANSILCLAY	19/08/2020 to 25/08/2020
Silt ^	11.0	%	04-001-SANSILCLAY	19/08/2020 to 25/08/2020
Clay ^	28.2	%	04-001-SANSILCLAY	19/08/2020 to 25/08/2020
Texture (Calculated) ^			04-001-SANSILCLAY	19/08/2020 to 25/08/2020

Sample condition on receipt: Suitable for testing.

The results pertain only to the sample submitted.

This document shall not be reproduced except in full.

Analyses performed on soil dried at 40°C and ground to 2mm or less.

^ NATA accreditation does not cover the performance of this service.

Accredited for compliance with ISO/IEC 17025 - Testing.

This results of the tests, calibrations and/or measurements included in this document are traceable to Australian/International standards.

Nutrient Advantage Laboratory Services

Nutrient Advantage is a trademark of Incitec Pivot Limited
Incitec Pivot Limited - ABN 42 004 080 264
8 South Rd, Werribee Vic 3030
Toll-free: 1800 803 453 Fax: (61 3) 9974 0699
Enquiries: lab.feedback@incitecpivot.com.au

Disclaimer: This analysis report is prepared solely for the client listed above. To the extent permitted by law, Incitec Pivot Limited excludes all liability in connection with this report and, where liability cannot be excluded, limits its liability, at its election, to the re-supply of the analysis services or the cost of the re-supply of such services.

SOIL ANALYSIS REPORT

Report Number: 634900

Sustainable Soils Management P/L
PO Box 130
WARREN
NSW 2824



Report Authorised
Paul Kennelly
Laboratory Manager
NATA Accredited Laboratory
Number: 11958

Sample Number: 022071918	Paddock Name: MT004515	Date Received: 18-Aug-2020
Test Code: 2017-082		Date of Report: 27-Oct-2020
Purchase Order No: TPG		
Grower Name: SUSTAINABLE SOIL MANAG		

Analyte	Result	Units	Method Code	Analyte Testing Period
2 hour natural aggregate ^	1			20/08/2020 to 20/08/2020
2 hour remoulded aggregate ^	0			20/08/2020 to 20/08/2020
20 hour natural aggregate ^	1			20/08/2020 to 20/08/2020
20 hour remoulded aggregate ^	0			20/08/2020 to 20/08/2020
Available Potassium ^	300	mg/kg	04-026-ICP8	20/08/2020 to 24/08/2020
Calcium % of Cations	64	%	04-026-ICP8	24/08/2020 to 24/08/2020
Emerson Class ^	2			20/08/2020 to 20/08/2020
Grass Tetany Risk Index ^	0.053		04-026-ICP8	20/08/2020 to 24/08/2020
Magnesium % of Cations	30	%	04-026-ICP8	24/08/2020 to 24/08/2020
Organic Matter (W&B * 1.72) ^	0.58	%	04-054-WCALC	24/08/2020 to 24/08/2020
Potassium % of Cations	4.9	%	04-026-ICP8	24/08/2020 to 24/08/2020
Slaking ^	0			20/08/2020 to 20/08/2020
Soil Colour	Brown		04-042-PHYS	24/08/2020 to 24/08/2020
Soil Texture	Clay		04-042-PHYS	24/08/2020 to 24/08/2020
pH (1:5 CaCl2)	7.7		04-031-PH	19/08/2020 to 20/08/2020
Electrical Conductivity (Sat. Ext.) ^	0.4	dS/m	04-054-WCALC	24/08/2020 to 24/08/2020
Organic Carbon (W&B)	0.34	%	04-018-UV1	19/08/2020 to 24/08/2020
Nitrate Nitrogen	<0.50	mg/kg	04-063-FIA3	19/08/2020 to 20/08/2020
Ammonium Nitrogen	0.66	mg/kg	04-063-FIA3	19/08/2020 to 20/08/2020
Sulphur (KCl40)	<1.0	mg/kg	04-021-ICP2	20/08/2020 to 24/08/2020
Phosphorus (Colwell)	6.2	mg/kg	04-013-COL_P	19/08/2020 to 21/08/2020
Phosphorus Buffer Index (PBI-Col)	100		04-020-ICP17	21/08/2020 to 21/08/2020
Potassium (Amm-acet.)	0.77	cmol(+)/kg	04-026-ICP8	20/08/2020 to 24/08/2020
Calcium (Amm-acet.)	10	cmol(+)/kg	04-026-ICP8	20/08/2020 to 24/08/2020
Magnesium (Amm-acet.)	4.6	cmol(+)/kg	04-026-ICP8	20/08/2020 to 24/08/2020
Sodium (Amm-acet.)	0.19	cmol(+)/kg	04-026-ICP8	20/08/2020 to 24/08/2020
Aluminium (KCl)	<9.0	mg/kg	04-027-ICP9	20/08/2020 to 21/08/2020
Aluminium (KCl)	<0.10	cmol(+)/kg	04-027-ICP9	20/08/2020 to 21/08/2020
Cation Exchange Capacity (Amm-acet.)	15.6	cmol(+)/kg	04-026-ICP8	24/08/2020 to 24/08/2020
Sodium % of cations	1.2	%	04-026-ICP8	24/08/2020 to 24/08/2020

Nutrient Advantage Laboratory Services

Nutrient Advantage is a trademark of Incitec Pivot Limited
Incitec Pivot Limited - ABN 42 004 080 264
8 South Rd, Werribee Vic 3030
Toll-free: 1800 803 453 Fax: (61 3) 9974 0699
Enquiries: lab.feedback@incitecpivot.com.au

Disclaimer: This analysis report is prepared solely for the client listed above. To the extent permitted by law, Incitec Pivot Limited excludes all liability in connection with this report and, where liability cannot be excluded, limits its liability, at its election, to the re-supply of the analysis services or the cost of the re-supply of such services.

SOIL ANALYSIS REPORT

Report Number: 634900

Sample Number: 022071918	Paddock Name: MT004515	Date Received: 18-Aug-2020
Test Code: 2017-082		Date of Report: 27-Oct-2020
Purchase Order No: TPG		
Grower Name: SUSTAINABLE SOIL MANAG		

Analyte	Result	Units	Method Code	Analyte Testing Period
Aluminium % of Cations	<1	%	04-026-ICP8	24/08/2020 to 24/08/2020
Calcium/Magnesium Ratio	2.2		04-026-ICP8	20/08/2020 to 24/08/2020
pH (1:5 Water)	8.6		04-031-PH	19/08/2020 to 20/08/2020
Electrical Conductivity (1:5 water)	0.06	dS/m	04-031-PH	19/08/2020 to 20/08/2020
Chloride	<10	mg/kg	04-063-FIA3	19/08/2020 to 20/08/2020
Copper (DTPA)	0.92	mg/kg	04-024-ICP6	20/08/2020 to 21/08/2020
Zinc (DTPA)	0.14	mg/kg	04-024-ICP6	20/08/2020 to 21/08/2020
Manganese (DTPA)	4.3	mg/kg	04-024-ICP6	20/08/2020 to 21/08/2020
Iron (DTPA)	24	mg/kg	04-024-ICP6	20/08/2020 to 21/08/2020
Boron (Hot CaCl ₂)	0.97	mg/kg	04-025-ICP7	20/08/2020 to 24/08/2020
Molybdenum (Hot CaCl ₂) ^	<0.010	mg/kg	04-083-ICP27	20/08/2020 to 21/08/2020
Phosphorus Environmental Risk Index ^	0.06		04-020-ICP17	21/08/2020 to 21/08/2020
Sand (Coarse) ^	22.1	%	04-001-SANSILCLAY	19/08/2020 to 25/08/2020
Sand (Fine) ^	34.5	%	04-001-SANSILCLAY	19/08/2020 to 25/08/2020
Silt ^	9.9	%	04-001-SANSILCLAY	19/08/2020 to 25/08/2020
Clay ^	33.5	%	04-001-SANSILCLAY	19/08/2020 to 25/08/2020
Texture (Calculated) ^			04-001-SANSILCLAY	19/08/2020 to 25/08/2020

Sample condition on receipt: Suitable for testing.

The results pertain only to the sample submitted.

This document shall not be reproduced except in full.

Analyses performed on soil dried at 40°C and ground to 2mm or less.

^ NATA accreditation does not cover the performance of this service.

Accredited for compliance with ISO/IEC 17025 - Testing.

This results of the tests, calibrations and/or measurements included in this document are traceable to Australian/International standards.

Nutrient Advantage Laboratory Services

Nutrient Advantage is a trademark of Incitec Pivot Limited
Incitec Pivot Limited - ABN 42 004 080 264
8 South Rd, Werribee Vic 3030
Toll-free: 1800 803 453 Fax: (61 3) 9974 0699
Enquiries: lab.feedback@incitecpivot.com.au

Disclaimer: This analysis report is prepared solely for the client listed above. To the extent permitted by law, Incitec Pivot Limited excludes all liability in connection with this report and, where liability cannot be excluded, limits its liability, at its election, to the re-supply of the analysis services or the cost of the re-supply of such services.

SOIL ANALYSIS REPORT

Report Number: 634899

Sustainable Soils Management P/L
PO Box 130
WARREN
NSW 2824



Report Authorised
Paul Kennelly
Laboratory Manager
NATA Accredited Laboratory
Number: 11958

Sample Number: 022071917	Paddock Name: MT0041530	Date Received: 18-Aug-2020
Test Code: 2017-064		Date of Report: 27-Oct-2020
Purchase Order No: TPG		
Grower Name: SUSTAINABLE SOIL MANAG		

Analyte	Result	Units	Method Code	Analyte Testing Period
2 hour natural aggregate ^	0			20/08/2020 to 20/08/2020
2 hour remoulded aggregate ^	1			20/08/2020 to 20/08/2020
20 hour natural aggregate ^	1			20/08/2020 to 20/08/2020
20 hour remoulded aggregate ^	1			20/08/2020 to 20/08/2020
Available Potassium ^	270	mg/kg	04-026-ICP8	20/08/2020 to 24/08/2020
Calcium % of Cations	54	%	04-026-ICP8	24/08/2020 to 24/08/2020
Emerson Class ^	3			20/08/2020 to 20/08/2020
Grass Tetany Risk Index ^	0.047		04-026-ICP8	20/08/2020 to 24/08/2020
Magnesium % of Cations	39	%	04-026-ICP8	24/08/2020 to 24/08/2020
Potassium % of Cations	4.4	%	04-026-ICP8	24/08/2020 to 24/08/2020
Slaking ^	0			20/08/2020 to 20/08/2020
pH (1:5 CaCl2)	7.8		04-031-PH	19/08/2020 to 20/08/2020
Nitrate Nitrogen	<0.50	mg/kg	04-063-FIA3	19/08/2020 to 20/08/2020
Ammonium Nitrogen	0.80	mg/kg	04-063-FIA3	19/08/2020 to 20/08/2020
Potassium (Amm-acet.)	0.68	cmol(+)/kg	04-026-ICP8	20/08/2020 to 24/08/2020
Calcium (Amm-acet.)	8.5	cmol(+)/kg	04-026-ICP8	20/08/2020 to 24/08/2020
Magnesium (Amm-acet.)	6.1	cmol(+)/kg	04-026-ICP8	20/08/2020 to 24/08/2020
Sodium (Amm-acet.)	0.38	cmol(+)/kg	04-026-ICP8	20/08/2020 to 24/08/2020
Aluminium (KCl)	<9.0	mg/kg	04-027-ICP9	20/08/2020 to 21/08/2020
Aluminium (KCl)	<0.10	cmol(+)/kg	04-027-ICP9	20/08/2020 to 21/08/2020
Cation Exchange Capacity (Amm-acet.)	15.6	cmol(+)/kg	04-026-ICP8	24/08/2020 to 24/08/2020
Sodium % of cations	2.5	%	04-026-ICP8	24/08/2020 to 24/08/2020
Aluminium % of Cations	<1	%	04-026-ICP8	24/08/2020 to 24/08/2020
Calcium/Magnesium Ratio	1.4		04-026-ICP8	20/08/2020 to 24/08/2020
pH (1:5 Water)	8.8		04-031-PH	19/08/2020 to 20/08/2020
Electrical Conductivity (1:5 water)	0.06	dS/m	04-031-PH	19/08/2020 to 20/08/2020
Chloride	<10	mg/kg	04-063-FIA3	19/08/2020 to 20/08/2020
Sand (Coarse) ^	17.7	%	04-001-SANSILCLAY	19/08/2020 to 25/08/2020
Sand (Fine) ^	35.3	%	04-001-SANSILCLAY	19/08/2020 to 25/08/2020
Silt ^	11.1	%	04-001-SANSILCLAY	19/08/2020 to 25/08/2020

Nutrient Advantage Laboratory Services

Nutrient Advantage is a trademark of Incitec Pivot Limited
Incitec Pivot Limited - ABN 42 004 080 264
8 South Rd, Werribee Vic 3030
Toll-free: 1800 803 453 Fax: (61 3) 9974 0699
Enquiries: lab.feedback@incitecpivot.com.au

Disclaimer: This analysis report is prepared solely for the client listed above. To the extent permitted by law, Incitec Pivot Limited excludes all liability in connection with this report and, where liability cannot be excluded, limits its liability, at its election, to the re-supply of the analysis services or the cost of the re-supply of such services.

SOIL ANALYSIS REPORT

Report Number: 634899

Sample Number: 022071917	Paddock Name: MT0041530	Date Received: 18-Aug-2020
Test Code: 2017-064		Date of Report: 27-Oct-2020
Purchase Order No: TPG		
Grower Name: SUSTAINABLE SOIL MANAG		

Analyte	Result	Units	Method Code	Analyte Testing Period
Clay ^	35.9	%	04-001-SANSILCLAY	19/08/2020 to 25/08/2020
Texture (Calculated) ^			04-001-SANSILCLAY	19/08/2020 to 25/08/2020

Sample condition on receipt: Suitable for testing.

The results pertain only to the sample submitted.

This document shall not be reproduced except in full.

Analyses performed on soil dried at 40°C and ground to 2mm or less.

^ NATA accreditation does not cover the performance of this service.

Accredited for compliance with ISO/IEC 17025 - Testing.

This results of the tests, calibrations and/or measurements included in this document are traceable to Australian/International standards.

Nutrient Advantage Laboratory Services

Nutrient Advantage is a trademark of Incitec Pivot Limited
Incitec Pivot Limited - ABN 42 004 080 264
8 South Rd, Werribee Vic 3030
Toll-free: 1800 803 453 Fax: (61 3) 9974 0699
Enquiries: lab.feedback@incitecpivot.com.au

Disclaimer: This analysis report is prepared solely for the client listed above. To the extent permitted by law, Incitec Pivot Limited excludes all liability in connection with this report and, where liability cannot be excluded, limits its liability, at its election, to the re-supply of the analysis services or the cost of the re-supply of such services.

SOIL ANALYSIS REPORT

Report Number: 634898

Sustainable Soils Management P/L
PO Box 130
WARREN
NSW 2824



Report Authorised
Paul Kennelly
Laboratory Manager
NATA Accredited Laboratory
Number: 11958

Sample Number: 022071916	Paddock Name: MT0043060	Date Received: 18-Aug-2020
Test Code: 2017-064		Date of Report: 27-Oct-2020
Purchase Order No: TPG		
Grower Name: SUSTAINABLE SOIL MANAG		

Analyte	Result	Units	Method Code	Analyte Testing Period
2 hour natural aggregate ^	1			20/08/2020 to 20/08/2020
2 hour remoulded aggregate ^	3			20/08/2020 to 20/08/2020
20 hour natural aggregate ^	1			20/08/2020 to 20/08/2020
20 hour remoulded aggregate ^	3			20/08/2020 to 20/08/2020
Available Potassium ^	300	mg/kg	04-026-ICP8	20/08/2020 to 24/08/2020
Calcium % of Cations	45	%	04-026-ICP8	24/08/2020 to 24/08/2020
Emerson Class ^	2			20/08/2020 to 20/08/2020
Grass Tetany Risk Index ^	0.048		04-026-ICP8	20/08/2020 to 24/08/2020
Magnesium % of Cations	44	%	04-026-ICP8	24/08/2020 to 24/08/2020
Potassium % of Cations	4.3	%	04-026-ICP8	24/08/2020 to 24/08/2020
Slaking ^	0			20/08/2020 to 20/08/2020
pH (1:5 CaCl2)	8.1		04-031-PH	19/08/2020 to 20/08/2020
Nitrate Nitrogen	0.57	mg/kg	04-063-FIA3	19/08/2020 to 20/08/2020
Ammonium Nitrogen	0.67	mg/kg	04-063-FIA3	19/08/2020 to 20/08/2020
Potassium (Amm-acet.)	0.77	cmol(+)/kg	04-026-ICP8	20/08/2020 to 24/08/2020
Calcium (Amm-acet.)	8.1	cmol(+)/kg	04-026-ICP8	20/08/2020 to 24/08/2020
Magnesium (Amm-acet.)	7.9	cmol(+)/kg	04-026-ICP8	20/08/2020 to 24/08/2020
Sodium (Amm-acet.)	1.0	cmol(+)/kg	04-026-ICP8	20/08/2020 to 24/08/2020
Aluminium (KCl)	<9.0	mg/kg	04-027-ICP9	20/08/2020 to 21/08/2020
Aluminium (KCl)	<0.10	cmol(+)/kg	04-027-ICP9	20/08/2020 to 21/08/2020
Cation Exchange Capacity (Amm-acet.)	17.8	cmol(+)/kg	04-026-ICP8	24/08/2020 to 24/08/2020
Sodium % of cations	5.8	%	04-026-ICP8	24/08/2020 to 24/08/2020
Aluminium % of Cations	<1	%	04-026-ICP8	24/08/2020 to 24/08/2020
Calcium/Magnesium Ratio	1.0		04-026-ICP8	20/08/2020 to 24/08/2020
pH (1:5 Water)	9.1		04-031-PH	19/08/2020 to 20/08/2020
Electrical Conductivity (1:5 water)	0.10	dS/m	04-031-PH	19/08/2020 to 20/08/2020
Chloride	<10	mg/kg	04-063-FIA3	19/08/2020 to 20/08/2020
Sand (Coarse) ^	20.4	%	04-001-SANSILCLAY	19/08/2020 to 25/08/2020
Sand (Fine) ^	31.7	%	04-001-SANSILCLAY	19/08/2020 to 25/08/2020
Silt ^	12.6	%	04-001-SANSILCLAY	19/08/2020 to 25/08/2020

Nutrient Advantage Laboratory Services

Nutrient Advantage is a trademark of Incitec Pivot Limited
Incitec Pivot Limited - ABN 42 004 080 264
8 South Rd, Werribee Vic 3030
Toll-free: 1800 803 453 Fax: (61 3) 9974 0699
Enquiries: lab.feedback@incitecpivot.com.au

Disclaimer: This analysis report is prepared solely for the client listed above. To the extent permitted by law, Incitec Pivot Limited excludes all liability in connection with this report and, where liability cannot be excluded, limits its liability, at its election, to the re-supply of the analysis services or the cost of the re-supply of such services.

SOIL ANALYSIS REPORT

Report Number: 634898

Sample Number: 022071916	Paddock Name: MT0043060	Date Received: 18-Aug-2020
Test Code: 2017-064		Date of Report: 27-Oct-2020
Purchase Order No: TPG		
Grower Name: SUSTAINABLE SOIL MANAG		

Analyte	Result	Units	Method Code	Analyte Testing Period
Clay ^	35.3	%	04-001-SANSILCLAY	19/08/2020 to 25/08/2020
Texture (Calculated) ^			04-001-SANSILCLAY	19/08/2020 to 25/08/2020

Sample condition on receipt: Suitable for testing.

The results pertain only to the sample submitted.

This document shall not be reproduced except in full.

Analyses performed on soil dried at 40°C and ground to 2mm or less.

^ NATA accreditation does not cover the performance of this service.

Accredited for compliance with ISO/IEC 17025 - Testing.

This results of the tests, calibrations and/or measurements included in this document are traceable to Australian/International standards.

Nutrient Advantage Laboratory Services

Nutrient Advantage is a trademark of Incitec Pivot Limited
Incitec Pivot Limited - ABN 42 004 080 264
8 South Rd, Werribee Vic 3030
Toll-free: 1800 803 453 Fax: (61 3) 9974 0699
Enquiries: lab.feedback@incitecpivot.com.au

Disclaimer: This analysis report is prepared solely for the client listed above. To the extent permitted by law, Incitec Pivot Limited excludes all liability in connection with this report and, where liability cannot be excluded, limits its liability, at its election, to the re-supply of the analysis services or the cost of the re-supply of such services.

SOIL ANALYSIS REPORT

Report Number: 634897

Sustainable Soils Management P/L
PO Box 130
WARREN
NSW 2824



Report Authorised
Paul Kennelly
Laboratory Manager
NATA Accredited Laboratory
Number: 11958

Sample Number: 022071915	Paddock Name: MT00460100	Date Received: 18-Aug-2020
Test Code: 2017-064		Date of Report: 27-Oct-2020
Purchase Order No: TPG		
Grower Name: SUSTAINABLE SOIL MANAG		

Analyte	Result	Units	Method Code	Analyte Testing Period
2 hour natural aggregate ^	3			20/08/2020 to 20/08/2020
2 hour remoulded aggregate ^	3			20/08/2020 to 20/08/2020
20 hour natural aggregate ^	3			20/08/2020 to 20/08/2020
20 hour remoulded aggregate ^	3			20/08/2020 to 20/08/2020
Available Potassium ^	300	mg/kg	04-026-ICP8	20/08/2020 to 24/08/2020
Calcium % of Cations	48	%	04-026-ICP8	24/08/2020 to 24/08/2020
Emerson Class ^	8			20/08/2020 to 20/08/2020
Grass Tetany Risk Index ^	0.036		04-026-ICP8	20/08/2020 to 24/08/2020
Magnesium % of Cations	37	%	04-026-ICP8	24/08/2020 to 24/08/2020
Potassium % of Cations	3.1	%	04-026-ICP8	24/08/2020 to 24/08/2020
Slaking ^	1			20/08/2020 to 20/08/2020
pH (1:5 CaCl2)	8.6		04-031-PH	19/08/2020 to 20/08/2020
Nitrate Nitrogen	<0.50	mg/kg	04-063-FIA3	19/08/2020 to 20/08/2020
Ammonium Nitrogen	<0.60	mg/kg	04-063-FIA3	19/08/2020 to 20/08/2020
Potassium (Amm-acet.)	0.77	cmol(+)/kg	04-026-ICP8	20/08/2020 to 24/08/2020
Calcium (Amm-acet.)	12	cmol(+)/kg	04-026-ICP8	20/08/2020 to 24/08/2020
Magnesium (Amm-acet.)	9.2	cmol(+)/kg	04-026-ICP8	20/08/2020 to 24/08/2020
Sodium (Amm-acet.)	3.0	cmol(+)/kg	04-026-ICP8	20/08/2020 to 24/08/2020
Aluminium (KCl)	<9.0	mg/kg	04-027-ICP9	20/08/2020 to 21/08/2020
Aluminium (KCl)	<0.10	cmol(+)/kg	04-027-ICP9	20/08/2020 to 21/08/2020
Cation Exchange Capacity (Amm-acet.)	24.8	cmol(+)/kg	04-026-ICP8	24/08/2020 to 24/08/2020
Sodium % of cations	12	%	04-026-ICP8	24/08/2020 to 24/08/2020
Aluminium % of Cations	<1	%	04-026-ICP8	24/08/2020 to 24/08/2020
Calcium/Magnesium Ratio	1.3		04-026-ICP8	20/08/2020 to 24/08/2020
pH (1:5 Water)	9.7		04-031-PH	19/08/2020 to 20/08/2020
Electrical Conductivity (1:5 water)	0.29	dS/m	04-031-PH	19/08/2020 to 20/08/2020
Chloride	13	mg/kg	04-063-FIA3	19/08/2020 to 20/08/2020
Sand (Coarse) ^	19.9	%	04-001-SANSILCLAY	19/08/2020 to 25/08/2020
Sand (Fine) ^	35.3	%	04-001-SANSILCLAY	19/08/2020 to 25/08/2020
Silt ^	11.2	%	04-001-SANSILCLAY	19/08/2020 to 25/08/2020

Nutrient Advantage Laboratory Services

Nutrient Advantage is a trademark of Incitec Pivot Limited
Incitec Pivot Limited - ABN 42 004 080 264
8 South Rd, Werribee Vic 3030
Toll-free: 1800 803 453 Fax: (61 3) 9974 0699
Enquiries: lab.feedback@incitecpivot.com.au

Disclaimer: This analysis report is prepared solely for the client listed above. To the extent permitted by law, Incitec Pivot Limited excludes all liability in connection with this report and, where liability cannot be excluded, limits its liability, at its election, to the re-supply of the analysis services or the cost of the re-supply of such services.

SOIL ANALYSIS REPORT

Report Number: 634897

Sample Number: 022071915	Paddock Name: MT00460100	Date Received: 18-Aug-2020
Test Code: 2017-064		Date of Report: 27-Oct-2020
Purchase Order No: TPG		
Grower Name: SUSTAINABLE SOIL MANAG		

Analyte	Result	Units	Method Code	Analyte Testing Period
Clay ^	33.6	%	04-001-SANSILCLAY	19/08/2020 to 25/08/2020
Texture (Calculated) ^			04-001-SANSILCLAY	19/08/2020 to 25/08/2020

Sample condition on receipt: Suitable for testing.

The results pertain only to the sample submitted.

This document shall not be reproduced except in full.

Analyses performed on soil dried at 40°C and ground to 2mm or less.

^ NATA accreditation does not cover the performance of this service.

Accredited for compliance with ISO/IEC 17025 - Testing.

This results of the tests, calibrations and/or measurements included in this document are traceable to Australian/International standards.

Nutrient Advantage Laboratory Services

Nutrient Advantage is a trademark of Incitec Pivot Limited
Incitec Pivot Limited - ABN 42 004 080 264
8 South Rd, Werribee Vic 3030
Toll-free: 1800 803 453 Fax: (61 3) 9974 0699
Enquiries: lab.feedback@incitecpivot.com.au

Disclaimer: This analysis report is prepared solely for the client listed above. To the extent permitted by law, Incitec Pivot Limited excludes all liability in connection with this report and, where liability cannot be excluded, limits its liability, at its election, to the re-supply of the analysis services or the cost of the re-supply of such services.

SOIL ANALYSIS REPORT

Report Number: 634896

Sustainable Soils Management P/L
PO Box 130
WARREN
NSW 2824



Report Authorised
Paul Kennelly
Laboratory Manager
NATA Accredited Laboratory
Number: 11958

Sample Number: 022071900	Paddock Name: MT00505	Date Received: 18-Aug-2020
Test Code: 2017-083		Date of Report: 27-Oct-2020
Purchase Order No: TPG		
Grower Name: SUSTAINABLE SOIL MANAG		

Analyte	Result	Units	Method Code	Analyte Testing Period
2 hour natural aggregate ^	1			20/08/2020 to 20/08/2020
2 hour remoulded aggregate ^	2			20/08/2020 to 20/08/2020
20 hour natural aggregate ^	1			20/08/2020 to 20/08/2020
20 hour remoulded aggregate ^	2			20/08/2020 to 20/08/2020
Available Potassium ^	660	mg/kg	04-026-ICP8	20/08/2020 to 24/08/2020
Calcium % of Cations	56	%	04-026-ICP8	24/08/2020 to 24/08/2020
Emerson Class ^	7			20/08/2020 to 20/08/2020
Grass Tetany Risk Index ^	0.30		04-026-ICP8	20/08/2020 to 24/08/2020
Magnesium % of Cations	21	%	04-026-ICP8	24/08/2020 to 24/08/2020
Organic Matter (W&B * 1.72) ^	2.5	%	04-054-WCALC	24/08/2020 to 24/08/2020
Potassium % of Cations	23	%	04-026-ICP8	24/08/2020 to 24/08/2020
Slaking ^	2			20/08/2020 to 20/08/2020
Soil Colour	Red-brown		04-042-PHYS	24/08/2020 to 24/08/2020
Soil Texture	Clay		04-042-PHYS	24/08/2020 to 24/08/2020
pH (1:5 CaCl2)	5.2		04-031-PH	19/08/2020 to 20/08/2020
Electrical Conductivity (Sat. Ext.) ^	0.5	dS/m	04-054-WCALC	24/08/2020 to 24/08/2020
Organic Carbon (W&B)	1.46	%	04-018-UV1	19/08/2020 to 24/08/2020
Nitrate Nitrogen	27	mg/kg	04-063-FIA3	19/08/2020 to 20/08/2020
Ammonium Nitrogen	1.4	mg/kg	04-063-FIA3	19/08/2020 to 20/08/2020
Sulphur (KCl40)	3.8	mg/kg	04-021-ICP2	20/08/2020 to 24/08/2020
Phosphorus (Colwell)	13	mg/kg	04-013-COL_P	19/08/2020 to 21/08/2020
Phosphorus Buffer Index (PBI-Col)	67		04-020-ICP17	21/08/2020 to 21/08/2020
Potassium (Amm-acet.)	1.7	cmol(+)/kg	04-026-ICP8	20/08/2020 to 24/08/2020
Calcium (Amm-acet.)	4.1	cmol(+)/kg	04-026-ICP8	20/08/2020 to 24/08/2020
Magnesium (Amm-acet.)	1.5	cmol(+)/kg	04-026-ICP8	20/08/2020 to 24/08/2020
Sodium (Amm-acet.)	0.059	cmol(+)/kg	04-026-ICP8	20/08/2020 to 24/08/2020
Aluminium (KCl)	<9.0	mg/kg	04-027-ICP9	20/08/2020 to 21/08/2020
Aluminium (KCl)	<0.10	cmol(+)/kg	04-027-ICP9	20/08/2020 to 21/08/2020
Cation Exchange Capacity (Amm-acet.)	7.42	cmol(+)/kg	04-026-ICP8	24/08/2020 to 24/08/2020
Sodium % of cations	0.80	%	04-026-ICP8	24/08/2020 to 24/08/2020

Nutrient Advantage Laboratory Services

Nutrient Advantage is a trademark of Incitec Pivot Limited
Incitec Pivot Limited - ABN 42 004 080 264
8 South Rd, Werribee Vic 3030
Toll-free: 1800 803 453 Fax: (61 3) 9974 0699
Enquiries: lab.feedback@incitecpivot.com.au

Disclaimer: This analysis report is prepared solely for the client listed above. To the extent permitted by law, Incitec Pivot Limited excludes all liability in connection with this report and, where liability cannot be excluded, limits its liability, at its election, to the re-supply of the analysis services or the cost of the re-supply of such services.

SOIL ANALYSIS REPORT

Report Number: 634896

Sample Number: 022071900	Paddock Name: MT00505	Date Received: 18-Aug-2020
Test Code: 2017-083		Date of Report: 27-Oct-2020
Purchase Order No: TPG		
Grower Name: SUSTAINABLE SOIL MANAG		

Analyte	Result	Units	Method Code	Analyte Testing Period
Aluminium % of Cations	<1	%	04-026-ICP8	24/08/2020 to 24/08/2020
Calcium/Magnesium Ratio	2.7		04-026-ICP8	20/08/2020 to 24/08/2020
pH (1:5 Water)	6.1		04-031-PH	19/08/2020 to 20/08/2020
Electrical Conductivity (1:5 water)	0.08	dS/m	04-031-PH	19/08/2020 to 20/08/2020
Chloride	<10	mg/kg	04-063-FIA3	19/08/2020 to 20/08/2020
Copper (DTPA)	1.4	mg/kg	04-024-ICP6	20/08/2020 to 21/08/2020
Zinc (DTPA)	1.1	mg/kg	04-024-ICP6	20/08/2020 to 21/08/2020
Manganese (DTPA)	63	mg/kg	04-024-ICP6	20/08/2020 to 21/08/2020
Iron (DTPA)	37	mg/kg	04-024-ICP6	20/08/2020 to 21/08/2020
Boron (Hot CaCl ₂)	0.67	mg/kg	04-025-ICP7	20/08/2020 to 24/08/2020
Molybdenum (Hot CaCl ₂) ^	<0.010	mg/kg	04-083-ICP27	20/08/2020 to 21/08/2020
Phosphorus Environmental Risk Index ^	0.19		04-020-ICP17	21/08/2020 to 21/08/2020

Sample condition on receipt: Suitable for testing.

The results pertain only to the sample submitted.

This document shall not be reproduced except in full.

Analyses performed on soil dried at 40°C and ground to 2mm or less.

^ NATA accreditation does not cover the performance of this service.

Accredited for compliance with ISO/IEC 17025 - Testing.

This results of the tests, calibrations and/or measurements included in this document are traceable to Australian/International standards.

Nutrient Advantage Laboratory Services

Nutrient Advantage is a trademark of Incitec Pivot Limited
Incitec Pivot Limited - ABN 42 004 080 264
8 South Rd, Werribee Vic 3030
Toll-free: 1800 803 453 Fax: (61 3) 9974 0699
Enquiries: lab.feedback@incitecpivot.com.au

Disclaimer: This analysis report is prepared solely for the client listed above. To the extent permitted by law, Incitec Pivot Limited excludes all liability in connection with this report and, where liability cannot be excluded, limits its liability, at its election, to the re-supply of the analysis services or the cost of the re-supply of such services.

SOIL ANALYSIS REPORT

Report Number: 634895

Sustainable Soils Management P/L
PO Box 130
WARREN
NSW 2824



Report Authorised
Paul Kennelly
Laboratory Manager
NATA Accredited Laboratory
Number: 11958

Sample Number: 022071899	Paddock Name: MT005515	Date Received: 18-Aug-2020
Test Code: 2017-083		Date of Report: 27-Oct-2020
Purchase Order No: TPG		
Grower Name: SUSTAINABLE SOIL MANAG		

Analyte	Result	Units	Method Code	Analyte Testing Period
2 hour natural aggregate ^	2			20/08/2020 to 20/08/2020
2 hour remoulded aggregate ^	3			20/08/2020 to 20/08/2020
20 hour natural aggregate ^	2			20/08/2020 to 20/08/2020
20 hour remoulded aggregate ^	4			20/08/2020 to 20/08/2020
Available Potassium ^	630	mg/kg	04-026-ICP8	20/08/2020 to 24/08/2020
Calcium % of Cations	57	%	04-026-ICP8	24/08/2020 to 24/08/2020
Emerson Class ^	2			20/08/2020 to 20/08/2020
Grass Tetany Risk Index ^	0.29		04-026-ICP8	20/08/2020 to 24/08/2020
Magnesium % of Cations	20	%	04-026-ICP8	24/08/2020 to 24/08/2020
Organic Matter (W&B * 1.72) ^	1.9	%	04-054-WCALC	24/08/2020 to 24/08/2020
Potassium % of Cations	22	%	04-026-ICP8	24/08/2020 to 24/08/2020
Slaking ^	0			20/08/2020 to 20/08/2020
Soil Colour	Red-brown		04-042-PHYS	24/08/2020 to 24/08/2020
Soil Texture	Clay		04-042-PHYS	24/08/2020 to 24/08/2020
pH (1:5 CaCl2)	5.2		04-031-PH	19/08/2020 to 20/08/2020
Electrical Conductivity (Sat. Ext.) ^	0.3	dS/m	04-054-WCALC	24/08/2020 to 24/08/2020
Organic Carbon (W&B)	1.13	%	04-018-UV1	19/08/2020 to 24/08/2020
Nitrate Nitrogen	11	mg/kg	04-063-FIA3	19/08/2020 to 20/08/2020
Ammonium Nitrogen	0.68	mg/kg	04-063-FIA3	19/08/2020 to 20/08/2020
Sulphur (KCl40)	2.6	mg/kg	04-021-ICP2	20/08/2020 to 24/08/2020
Phosphorus (Colwell)	8.9	mg/kg	04-013-COL_P	19/08/2020 to 21/08/2020
Phosphorus Buffer Index (PBI-Col)	71		04-020-ICP17	21/08/2020 to 21/08/2020
Potassium (Amm-acet.)	1.6	cmol(+)/kg	04-026-ICP8	20/08/2020 to 24/08/2020
Calcium (Amm-acet.)	4.1	cmol(+)/kg	04-026-ICP8	20/08/2020 to 24/08/2020
Magnesium (Amm-acet.)	1.4	cmol(+)/kg	04-026-ICP8	20/08/2020 to 24/08/2020
Sodium (Amm-acet.)	0.052	cmol(+)/kg	04-026-ICP8	20/08/2020 to 24/08/2020
Aluminium (KCl)	<9.0	mg/kg	04-027-ICP9	20/08/2020 to 21/08/2020
Aluminium (KCl)	<0.10	cmol(+)/kg	04-027-ICP9	20/08/2020 to 21/08/2020
Cation Exchange Capacity (Amm-acet.)	7.15	cmol(+)/kg	04-026-ICP8	24/08/2020 to 24/08/2020
Sodium % of cations	0.73	%	04-026-ICP8	24/08/2020 to 24/08/2020

Nutrient Advantage Laboratory Services

Nutrient Advantage is a trademark of Incitec Pivot Limited
Incitec Pivot Limited - ABN 42 004 080 264
8 South Rd, Werribee Vic 3030
Toll-free: 1800 803 453 Fax: (61 3) 9974 0699
Enquiries: lab.feedback@incitecpivot.com.au

Disclaimer: This analysis report is prepared solely for the client listed above. To the extent permitted by law, Incitec Pivot Limited excludes all liability in connection with this report and, where liability cannot be excluded, limits its liability, at its election, to the re-supply of the analysis services or the cost of the re-supply of such services.

SOIL ANALYSIS REPORT

Report Number: 634895

Sample Number: 022071899	Paddock Name: MT005515	Date Received: 18-Aug-2020
Test Code: 2017-083		Date of Report: 27-Oct-2020
Purchase Order No: TPG		
Grower Name: SUSTAINABLE SOIL MANAG		

Analyte	Result	Units	Method Code	Analyte Testing Period
Aluminium % of Cations	<1	%	04-026-ICP8	24/08/2020 to 24/08/2020
Calcium/Magnesium Ratio	2.9		04-026-ICP8	20/08/2020 to 24/08/2020
pH (1:5 Water)	6.4		04-031-PH	19/08/2020 to 20/08/2020
Electrical Conductivity (1:5 water)	0.05	dS/m	04-031-PH	19/08/2020 to 20/08/2020
Chloride	<10	mg/kg	04-063-FIA3	19/08/2020 to 20/08/2020
Copper (DTPA)	1.4	mg/kg	04-024-ICP6	20/08/2020 to 21/08/2020
Zinc (DTPA)	0.67	mg/kg	04-024-ICP6	20/08/2020 to 21/08/2020
Manganese (DTPA)	65	mg/kg	04-024-ICP6	20/08/2020 to 21/08/2020
Iron (DTPA)	31	mg/kg	04-024-ICP6	20/08/2020 to 21/08/2020
Boron (Hot CaCl ₂)	0.61	mg/kg	04-025-ICP7	20/08/2020 to 24/08/2020
Molybdenum (Hot CaCl ₂) ^	<0.010	mg/kg	04-083-ICP27	20/08/2020 to 21/08/2020
Phosphorus Environmental Risk Index ^	0.13		04-020-ICP17	21/08/2020 to 21/08/2020

Sample condition on receipt: Suitable for testing.

The results pertain only to the sample submitted.

This document shall not be reproduced except in full.

Analyses performed on soil dried at 40°C and ground to 2mm or less.

^ NATA accreditation does not cover the performance of this service.

Accredited for compliance with ISO/IEC 17025 - Testing.

This results of the tests, calibrations and/or measurements included in this document are traceable to Australian/International standards.

Nutrient Advantage Laboratory Services

Nutrient Advantage is a trademark of Incitec Pivot Limited
Incitec Pivot Limited - ABN 42 004 080 264
8 South Rd, Werribee Vic 3030
Toll-free: 1800 803 453 Fax: (61 3) 9974 0699
Enquiries: lab.feedback@incitecpivot.com.au

Disclaimer: This analysis report is prepared solely for the client listed above. To the extent permitted by law, Incitec Pivot Limited excludes all liability in connection with this report and, where liability cannot be excluded, limits its liability, at its election, to the re-supply of the analysis services or the cost of the re-supply of such services.

SOIL ANALYSIS REPORT

Report Number: 634894

Sustainable Soils Management P/L
PO Box 130
WARREN
NSW 2824



Report Authorised
Paul Kennelly
Laboratory Manager
NATA Accredited Laboratory
Number: 11958

Sample Number: 022071898	Paddock Name: MT0051530	Date Received: 18-Aug-2020
Test Code: 2017-065		Date of Report: 27-Oct-2020
Purchase Order No: TPG		
Grower Name: SUSTAINABLE SOIL MANAG		

Analyte	Result	Units	Method Code	Analyte Testing Period
2 hour natural aggregate ^	1			20/08/2020 to 20/08/2020
2 hour remoulded aggregate ^	3			20/08/2020 to 20/08/2020
20 hour natural aggregate ^	1			20/08/2020 to 20/08/2020
20 hour remoulded aggregate ^	3			20/08/2020 to 20/08/2020
Available Potassium ^	450	mg/kg	04-026-ICP8	20/08/2020 to 24/08/2020
Calcium % of Cations	61	%	04-026-ICP8	24/08/2020 to 24/08/2020
Emerson Class ^	2			20/08/2020 to 20/08/2020
Grass Tetany Risk Index ^	0.19		04-026-ICP8	20/08/2020 to 24/08/2020
Magnesium % of Cations	22	%	04-026-ICP8	24/08/2020 to 24/08/2020
Potassium % of Cations	16	%	04-026-ICP8	24/08/2020 to 24/08/2020
Slaking ^	0			20/08/2020 to 20/08/2020
pH (1:5 CaCl2)	5.6		04-031-PH	19/08/2020 to 20/08/2020
Nitrate Nitrogen	2.9	mg/kg	04-063-FIA3	19/08/2020 to 20/08/2020
Ammonium Nitrogen	0.92	mg/kg	04-063-FIA3	19/08/2020 to 20/08/2020
Potassium (Amm-acet.)	1.2	cmol(+)/kg	04-026-ICP8	20/08/2020 to 24/08/2020
Calcium (Amm-acet.)	4.5	cmol(+)/kg	04-026-ICP8	20/08/2020 to 24/08/2020
Magnesium (Amm-acet.)	1.7	cmol(+)/kg	04-026-ICP8	20/08/2020 to 24/08/2020
Sodium (Amm-acet.)	0.047	cmol(+)/kg	04-026-ICP8	20/08/2020 to 24/08/2020
Aluminium (KCl)	<9.0	mg/kg	04-027-ICP9	20/08/2020 to 21/08/2020
Aluminium (KCl)	<0.10	cmol(+)/kg	04-027-ICP9	20/08/2020 to 21/08/2020
Cation Exchange Capacity (Amm-acet.)	7.39	cmol(+)/kg	04-026-ICP8	24/08/2020 to 24/08/2020
Sodium % of cations	0.64	%	04-026-ICP8	24/08/2020 to 24/08/2020
Aluminium % of Cations	<1	%	04-026-ICP8	24/08/2020 to 24/08/2020
Calcium/Magnesium Ratio	2.6		04-026-ICP8	20/08/2020 to 24/08/2020
pH (1:5 Water)	6.9		04-031-PH	19/08/2020 to 20/08/2020
Electrical Conductivity (1:5 water)	0.03	dS/m	04-031-PH	19/08/2020 to 20/08/2020
Chloride	<10	mg/kg	04-063-FIA3	19/08/2020 to 20/08/2020

Nutrient Advantage Laboratory Services

Nutrient Advantage is a trademark of Incitec Pivot Limited
Incitec Pivot Limited - ABN 42 004 080 264
8 South Rd, Werribee Vic 3030
Toll-free: 1800 803 453 Fax: (61 3) 9974 0699
Enquiries: lab.feedback@incitecpivot.com.au

Disclaimer: This analysis report is prepared solely for the client listed above. To the extent permitted by law, Incitec Pivot Limited excludes all liability in connection with this report and, where liability cannot be excluded, limits its liability, at its election, to the re-supply of the analysis services or the cost of the re-supply of such services.

Report Number: 634894

Sample condition on receipt: Suitable for testing.

The results pertain only to the sample submitted.

This document shall not be reproduced except in full.

Analyses performed on soil dried at 40°C and ground to 2mm or less.

^ NATA accreditation does not cover the performance of this service.

Accredited for compliance with ISO/IEC 17025 - Testing.

This results of the tests, calibrations and/or measurements included in this document are traceable to Australian/International standards.

Nutrient Advantage Laboratory Services

Nutrient Advantage is a trademark of Incitec Pivot Limited

Incitec Pivot Limited - ABN 42 004 080 264

8 South Rd, Werribee Vic 3030

Toll-free: 1800 803 453 Fax: (61 3) 9974 0699

Enquiries: lab.feedback@incitecpivot.com.au

Disclaimer: This analysis report is prepared solely for the client listed above. To the extent permitted by law, Incitec Pivot Limited excludes all liability in connection with this report and, where liability cannot be excluded, limits its liability, at its election, to the re-supply of the analysis services or the cost of the re-supply of such services.

SOIL ANALYSIS REPORT

Report Number: 634893

Sustainable Soils Management P/L
PO Box 130
WARREN
NSW 2824



Report Authorised
Paul Kennelly
Laboratory Manager
NATA Accredited Laboratory
Number: 11958

Sample Number: 022071897	Paddock Name: MT0053060	Date Received: 18-Aug-2020
Test Code: 2017-065		Date of Report: 27-Oct-2020
Purchase Order No: TPG		
Grower Name: SUSTAINABLE SOIL MANAG		

Analyte	Result	Units	Method Code	Analyte Testing Period
2 hour natural aggregate ^	3			20/08/2020 to 20/08/2020
2 hour remoulded aggregate ^	3			20/08/2020 to 20/08/2020
20 hour natural aggregate ^	3			20/08/2020 to 20/08/2020
20 hour remoulded aggregate ^	4			20/08/2020 to 20/08/2020
Available Potassium ^	530	mg/kg	04-026-ICP8	20/08/2020 to 24/08/2020
Calcium % of Cations	51	%	04-026-ICP8	24/08/2020 to 24/08/2020
Emerson Class ^	2			20/08/2020 to 20/08/2020
Grass Tetany Risk Index ^	0.14		04-026-ICP8	20/08/2020 to 24/08/2020
Magnesium % of Cations	35	%	04-026-ICP8	24/08/2020 to 24/08/2020
Potassium % of Cations	12	%	04-026-ICP8	24/08/2020 to 24/08/2020
Slaking ^	0			20/08/2020 to 20/08/2020
pH (1:5 CaCl2)	6.6		04-031-PH	19/08/2020 to 20/08/2020
Nitrate Nitrogen	2.5	mg/kg	04-063-FIA3	19/08/2020 to 20/08/2020
Ammonium Nitrogen	0.73	mg/kg	04-063-FIA3	19/08/2020 to 20/08/2020
Potassium (Amm-acet.)	1.3	cmol(+)/kg	04-026-ICP8	20/08/2020 to 24/08/2020
Calcium (Amm-acet.)	5.6	cmol(+)/kg	04-026-ICP8	20/08/2020 to 24/08/2020
Magnesium (Amm-acet.)	3.9	cmol(+)/kg	04-026-ICP8	20/08/2020 to 24/08/2020
Sodium (Amm-acet.)	0.078	cmol(+)/kg	04-026-ICP8	20/08/2020 to 24/08/2020
Aluminium (KCl)	<9.0	mg/kg	04-027-ICP9	20/08/2020 to 21/08/2020
Aluminium (KCl)	<0.10	cmol(+)/kg	04-027-ICP9	20/08/2020 to 21/08/2020
Cation Exchange Capacity (Amm-acet.)	10.9	cmol(+)/kg	04-026-ICP8	24/08/2020 to 24/08/2020
Sodium % of cations	0.72	%	04-026-ICP8	24/08/2020 to 24/08/2020
Aluminium % of Cations	<1	%	04-026-ICP8	24/08/2020 to 24/08/2020
Calcium/Magnesium Ratio	1.4		04-026-ICP8	20/08/2020 to 24/08/2020
pH (1:5 Water)	7.7		04-031-PH	19/08/2020 to 20/08/2020
Electrical Conductivity (1:5 water)	0.03	dS/m	04-031-PH	19/08/2020 to 20/08/2020
Chloride	<10	mg/kg	04-063-FIA3	19/08/2020 to 20/08/2020

Nutrient Advantage Laboratory Services

Nutrient Advantage is a trademark of Incitec Pivot Limited
Incitec Pivot Limited - ABN 42 004 080 264
8 South Rd, Werribee Vic 3030
Toll-free: 1800 803 453 Fax: (61 3) 9974 0699
Enquiries: lab.feedback@incitecpivot.com.au

Disclaimer: This analysis report is prepared solely for the client listed above. To the extent permitted by law, Incitec Pivot Limited excludes all liability in connection with this report and, where liability cannot be excluded, limits its liability, at its election, to the re-supply of the analysis services or the cost of the re-supply of such services.

Report Number: 634893

Sample condition on receipt: Suitable for testing.

The results pertain only to the sample submitted.

This document shall not be reproduced except in full.

Analyses performed on soil dried at 40°C and ground to 2mm or less.

^ NATA accreditation does not cover the performance of this service.

Accredited for compliance with ISO/IEC 17025 - Testing.

This results of the tests, calibrations and/or measurements included in this document are traceable to Australian/International standards.

Nutrient Advantage Laboratory Services

Nutrient Advantage is a trademark of Incitec Pivot Limited

Incitec Pivot Limited - ABN 42 004 080 264

8 South Rd, Werribee Vic 3030

Toll-free: 1800 803 453 Fax: (61 3) 9974 0699

Enquiries: lab.feedback@incitecpivot.com.au

Disclaimer: This analysis report is prepared solely for the client listed above. To the extent permitted by law, Incitec Pivot Limited excludes all liability in connection with this report and, where liability cannot be excluded, limits its liability, at its election, to the re-supply of the analysis services or the cost of the re-supply of such services.

SOIL ANALYSIS REPORT

Report Number: 634860

Sustainable Soils Management P/L
PO Box 130
WARREN
NSW 2824



Report Authorised
Paul Kennelly
Laboratory Manager
NATA Accredited Laboratory
Number: 11958

Sample Number: 022071914	Paddock Name: MT00560100	Date Received: 18-Aug-2020
Test Code: 2017-065		Date of Report: 27-Oct-2020
Purchase Order No: TPG		
Grower Name: SUSTAINABLE SOIL MANAG		

Analyte	Result	Units	Method Code	Analyte Testing Period
2 hour natural aggregate ^	2			20/08/2020 to 20/08/2020
2 hour remoulded aggregate ^	2			20/08/2020 to 20/08/2020
20 hour natural aggregate ^	2			20/08/2020 to 20/08/2020
20 hour remoulded aggregate ^	3			20/08/2020 to 20/08/2020
Available Potassium ^	680	mg/kg	04-026-ICP8	20/08/2020 to 24/08/2020
Calcium % of Cations	44	%	04-026-ICP8	24/08/2020 to 24/08/2020
Emerson Class ^	2			20/08/2020 to 20/08/2020
Grass Tetany Risk Index ^	0.13		04-026-ICP8	20/08/2020 to 24/08/2020
Magnesium % of Cations	43	%	04-026-ICP8	24/08/2020 to 24/08/2020
Potassium % of Cations	12	%	04-026-ICP8	24/08/2020 to 24/08/2020
Slaking ^	0			20/08/2020 to 20/08/2020
pH (1:5 CaCl2)	7.4		04-031-PH	19/08/2020 to 20/08/2020
Nitrate Nitrogen	1.6	mg/kg	04-063-FIA3	19/08/2020 to 20/08/2020
Ammonium Nitrogen	<0.60	mg/kg	04-063-FIA3	19/08/2020 to 20/08/2020
Potassium (Amm-acet.)	1.7	cmol(+)/kg	04-026-ICP8	20/08/2020 to 24/08/2020
Calcium (Amm-acet.)	6.5	cmol(+)/kg	04-026-ICP8	20/08/2020 to 24/08/2020
Magnesium (Amm-acet.)	6.5	cmol(+)/kg	04-026-ICP8	20/08/2020 to 24/08/2020
Sodium (Amm-acet.)	0.18	cmol(+)/kg	04-026-ICP8	20/08/2020 to 24/08/2020
Aluminium (KCl)	<9.0	mg/kg	04-027-ICP9	20/08/2020 to 21/08/2020
Aluminium (KCl)	<0.10	cmol(+)/kg	04-027-ICP9	20/08/2020 to 21/08/2020
Cation Exchange Capacity (Amm-acet.)	14.9	cmol(+)/kg	04-026-ICP8	24/08/2020 to 24/08/2020
Sodium % of cations	1.2	%	04-026-ICP8	24/08/2020 to 24/08/2020
Aluminium % of Cations	<1	%	04-026-ICP8	24/08/2020 to 24/08/2020
Calcium/Magnesium Ratio	1.0		04-026-ICP8	20/08/2020 to 24/08/2020
pH (1:5 Water)	8.4		04-031-PH	19/08/2020 to 20/08/2020
Electrical Conductivity (1:5 water)	0.05	dS/m	04-031-PH	19/08/2020 to 20/08/2020
Chloride	<10	mg/kg	04-063-FIA3	19/08/2020 to 20/08/2020

Nutrient Advantage Laboratory Services

Nutrient Advantage is a trademark of Incitec Pivot Limited
Incitec Pivot Limited - ABN 42 004 080 264
8 South Rd, Werribee Vic 3030
Toll-free: 1800 803 453 Fax: (61 3) 9974 0699
Enquiries: lab.feedback@incitecpivot.com.au

Disclaimer: This analysis report is prepared solely for the client listed above. To the extent permitted by law, Incitec Pivot Limited excludes all liability in connection with this report and, where liability cannot be excluded, limits its liability, at its election, to the re-supply of the analysis services or the cost of the re-supply of such services.

Report Number: 634860

Sample condition on receipt: Suitable for testing.

The results pertain only to the sample submitted.

This document shall not be reproduced except in full.

Analyses performed on soil dried at 40°C and ground to 2mm or less.

^ NATA accreditation does not cover the performance of this service.

Accredited for compliance with ISO/IEC 17025 - Testing.

This results of the tests, calibrations and/or measurements included in this document are traceable to Australian/International standards.

Nutrient Advantage Laboratory Services

Nutrient Advantage is a trademark of Incitec Pivot Limited

Incitec Pivot Limited - ABN 42 004 080 264

8 South Rd, Werribee Vic 3030

Toll-free: 1800 803 453 Fax: (61 3) 9974 0699

Enquiries: lab.feedback@incitecpivot.com.au

Disclaimer: This analysis report is prepared solely for the client listed above. To the extent permitted by law, Incitec Pivot Limited excludes all liability in connection with this report and, where liability cannot be excluded, limits its liability, at its election, to the re-supply of the analysis services or the cost of the re-supply of such services.

SOIL ANALYSIS REPORT

Report Number: 634861

Sustainable Soils Management P/L
PO Box 130
WARREN
NSW 2824



Report Authorised
Paul Kennelly
Laboratory Manager
NATA Accredited Laboratory
Number: 11958

Sample Number: 022071913	Paddock Name: MT00605	Date Received: 18-Aug-2020
Test Code: CT170		Date of Report: 27-Oct-2020
Purchase Order No: TPG		
Grower Name: SUSTAINABLE SOIL MANAG		

Analyte	Result	Units	Method Code	Analyte Testing Period
2 hour natural aggregate ^	0			20/08/2020 to 20/08/2020
2 hour remoulded aggregate ^	0			20/08/2020 to 20/08/2020
20 hour natural aggregate ^	0			20/08/2020 to 20/08/2020
20 hour remoulded aggregate ^	0			20/08/2020 to 20/08/2020
Available Potassium ^	460	mg/kg	04-026-ICP8	20/08/2020 to 24/08/2020
Calcium % of Cations	67	%	04-026-ICP8	24/08/2020 to 24/08/2020
Emerson Class ^	7			20/08/2020 to 20/08/2020
Grass Tetany Risk Index ^	0.067		04-026-ICP8	20/08/2020 to 24/08/2020
Magnesium % of Cations	24	%	04-026-ICP8	24/08/2020 to 24/08/2020
Potassium % of Cations	5.9	%	04-026-ICP8	24/08/2020 to 24/08/2020
Slaking ^	2			20/08/2020 to 20/08/2020
Soil Colour	Grey		04-042-PHYS	24/08/2020 to 24/08/2020
Soil Texture	Clay		04-042-PHYS	24/08/2020 to 24/08/2020
pH (1:5 CaCl2)	7.7		04-031-PH	19/08/2020 to 20/08/2020
Electrical Conductivity (Sat. Ext.) ^	1.2	dS/m	04-054-WCALC	24/08/2020 to 24/08/2020
Active (labile) Carbon ^	339	mg/kg	04-065-ACTIVE_C	21/08/2020 to 25/08/2020
Nitrate Nitrogen	7.8	mg/kg	04-063-FIA3	19/08/2020 to 20/08/2020
Ammonium Nitrogen	1.3	mg/kg	04-063-FIA3	19/08/2020 to 20/08/2020
Total Carbon (combustion)	1.6	%	04-086-TC	20/08/2020 to 20/08/2020
Sulphur (KCl40)	4.7	mg/kg	04-021-ICP2	20/08/2020 to 24/08/2020
Phosphorus (Colwell)	11	mg/kg	04-013-COL_P	19/08/2020 to 21/08/2020
Phosphorus Buffer Index (PBI-Col)	78		04-020-ICP17	21/08/2020 to 21/08/2020
Potassium (Amm-acet.)	1.2	cmol(+)/kg	04-026-ICP8	20/08/2020 to 24/08/2020
Calcium (Amm-acet.)	13	cmol(+)/kg	04-026-ICP8	20/08/2020 to 24/08/2020
Magnesium (Amm-acet.)	4.8	cmol(+)/kg	04-026-ICP8	20/08/2020 to 24/08/2020
Sodium (Amm-acet.)	0.61	cmol(+)/kg	04-026-ICP8	20/08/2020 to 24/08/2020
Aluminium (KCl)	<9.0	mg/kg	04-027-ICP9	20/08/2020 to 21/08/2020
Aluminium (KCl)	<0.10	cmol(+)/kg	04-027-ICP9	20/08/2020 to 21/08/2020
Cation Exchange Capacity (Amm-acet.)	19.8	cmol(+)/kg	04-026-ICP8	24/08/2020 to 24/08/2020
Sodium % of cations	3.1	%	04-026-ICP8	24/08/2020 to 24/08/2020

Nutrient Advantage Laboratory Services

Nutrient Advantage is a trademark of Incitec Pivot Limited
Incitec Pivot Limited - ABN 42 004 080 264
8 South Rd, Werribee Vic 3030
Toll-free: 1800 803 453 Fax: (61 3) 9974 0699
Enquiries: lab.feedback@incitecpivot.com.au

Disclaimer: This analysis report is prepared solely for the client listed above. To the extent permitted by law, Incitec Pivot Limited excludes all liability in connection with this report and, where liability cannot be excluded, limits its liability, at its election, to the re-supply of the analysis services or the cost of the re-supply of such services.

SOIL ANALYSIS REPORT

Report Number: 634861

Sample Number: 022071913	Paddock Name: MT00605	Date Received: 18-Aug-2020
Test Code: CT170		Date of Report: 27-Oct-2020
Purchase Order No: TPG		
Grower Name: SUSTAINABLE SOIL MANAG		

Analyte	Result	Units	Method Code	Analyte Testing Period
Aluminium % of Cations	<1	%	04-026-ICP8	24/08/2020 to 24/08/2020
Calcium/Magnesium Ratio	2.7		04-026-ICP8	20/08/2020 to 24/08/2020
pH (1:5 Water)	8.4		04-031-PH	19/08/2020 to 20/08/2020
Electrical Conductivity (1:5 water)	0.20	dS/m	04-031-PH	19/08/2020 to 20/08/2020
Chloride	30	mg/kg	04-063-FIA3	19/08/2020 to 20/08/2020
Copper (DTPA)	1.1	mg/kg	04-024-ICP6	20/08/2020 to 21/08/2020
Zinc (DTPA)	0.25	mg/kg	04-024-ICP6	20/08/2020 to 21/08/2020
Manganese (DTPA)	12	mg/kg	04-024-ICP6	20/08/2020 to 21/08/2020
Iron (DTPA)	21	mg/kg	04-024-ICP6	20/08/2020 to 21/08/2020
Boron (Hot CaCl2)	1.2	mg/kg	04-025-ICP7	20/08/2020 to 24/08/2020
Phosphorus Environmental Risk Index ^	0.14		04-020-ICP17	21/08/2020 to 21/08/2020
Sand (Coarse) ^	17.5	%	04-001-SANSILCLAY	19/08/2020 to 25/08/2020
Sand (Fine) ^	41.2	%	04-001-SANSILCLAY	19/08/2020 to 25/08/2020
Silt ^	11.3	%	04-001-SANSILCLAY	19/08/2020 to 25/08/2020
Clay ^	30.0	%	04-001-SANSILCLAY	19/08/2020 to 25/08/2020
Texture (Calculated) ^			04-001-SANSILCLAY	19/08/2020 to 25/08/2020

Sample condition on receipt: Suitable for testing.

The results pertain only to the sample submitted.

This document shall not be reproduced except in full.

Analyses performed on soil dried at 40°C and ground to 2mm or less.

^ NATA accreditation does not cover the performance of this service.

Accredited for compliance with ISO/IEC 17025 - Testing.

This results of the tests, calibrations and/or measurements included in this document are traceable to Australian/International standards.

Nutrient Advantage Laboratory Services

Nutrient Advantage is a trademark of Incitec Pivot Limited
Incitec Pivot Limited - ABN 42 004 080 264
8 South Rd, Werribee Vic 3030
Toll-free: 1800 803 453 Fax: (61 3) 9974 0699
Enquiries: lab.feedback@incitecpivot.com.au

Disclaimer: This analysis report is prepared solely for the client listed above. To the extent permitted by law, Incitec Pivot Limited excludes all liability in connection with this report and, where liability cannot be excluded, limits its liability, at its election, to the re-supply of the analysis services or the cost of the re-supply of such services.

SOIL ANALYSIS REPORT

Report Number: 634862

Sustainable Soils Management P/L
PO Box 130
WARREN
NSW 2824



Report Authorised
Paul Kennelly
Laboratory Manager
NATA Accredited Laboratory
Number: 11958

Sample Number: 022071912	Paddock Name: MT006515	Date Received: 18-Aug-2020
Test Code: CT170		Date of Report: 27-Oct-2020
Purchase Order No: TPG		
Grower Name: SUSTAINABLE SOIL MANAG		

Analyte	Result	Units	Method Code	Analyte Testing Period
2 hour natural aggregate ^	2			20/08/2020 to 20/08/2020
2 hour remoulded aggregate ^	3			20/08/2020 to 20/08/2020
20 hour natural aggregate ^	2			20/08/2020 to 20/08/2020
20 hour remoulded aggregate ^	3			20/08/2020 to 20/08/2020
Available Potassium ^	350	mg/kg	04-026-ICP8	20/08/2020 to 24/08/2020
Calcium % of Cations	48	%	04-026-ICP8	24/08/2020 to 24/08/2020
Emerson Class ^	2			20/08/2020 to 20/08/2020
Grass Tetany Risk Index ^	0.032		04-026-ICP8	20/08/2020 to 24/08/2020
Magnesium % of Cations	37	%	04-026-ICP8	24/08/2020 to 24/08/2020
Potassium % of Cations	2.7	%	04-026-ICP8	24/08/2020 to 24/08/2020
Slaking ^	0			20/08/2020 to 20/08/2020
Soil Colour	Grey		04-042-PHYS	24/08/2020 to 24/08/2020
Soil Texture	Clay		04-042-PHYS	24/08/2020 to 24/08/2020
pH (1:5 CaCl2)	8.6		04-031-PH	19/08/2020 to 20/08/2020
Electrical Conductivity (Sat. Ext.) ^	2.5	dS/m	04-054-WCALC	24/08/2020 to 24/08/2020
Active (labile) Carbon ^	31.5	mg/kg	04-065-ACTIVE_C	21/08/2020 to 25/08/2020
Nitrate Nitrogen	3.9	mg/kg	04-063-FIA3	19/08/2020 to 20/08/2020
Ammonium Nitrogen	0.83	mg/kg	04-063-FIA3	19/08/2020 to 20/08/2020
Total Carbon (combustion)	0.65	%	04-086-TC	20/08/2020 to 20/08/2020
Sulphur (KCl40)	4.5	mg/kg	04-021-ICP2	20/08/2020 to 24/08/2020
Phosphorus (Colwell)	5.8	mg/kg	04-013-COL_P	19/08/2020 to 21/08/2020
Phosphorus Buffer Index (PBI-Col)	100		04-020-ICP17	21/08/2020 to 21/08/2020
Potassium (Amm-acet.)	0.90	cmol(+)/kg	04-026-ICP8	20/08/2020 to 24/08/2020
Calcium (Amm-acet.)	16	cmol(+)/kg	04-026-ICP8	20/08/2020 to 24/08/2020
Magnesium (Amm-acet.)	12	cmol(+)/kg	04-026-ICP8	20/08/2020 to 24/08/2020
Sodium (Amm-acet.)	3.9	cmol(+)/kg	04-026-ICP8	20/08/2020 to 24/08/2020
Aluminium (KCl)	<9.0	mg/kg	04-027-ICP9	20/08/2020 to 21/08/2020
Aluminium (KCl)	<0.10	cmol(+)/kg	04-027-ICP9	20/08/2020 to 21/08/2020
Cation Exchange Capacity (Amm-acet.)	33.2	cmol(+)/kg	04-026-ICP8	24/08/2020 to 24/08/2020
Sodium % of cations	12	%	04-026-ICP8	24/08/2020 to 24/08/2020

Nutrient Advantage Laboratory Services

Nutrient Advantage is a trademark of Incitec Pivot Limited
Incitec Pivot Limited - ABN 42 004 080 264
8 South Rd, Werribee Vic 3030
Toll-free: 1800 803 453 Fax: (61 3) 9974 0699
Enquiries: lab.feedback@incitecpivot.com.au

Disclaimer: This analysis report is prepared solely for the client listed above. To the extent permitted by law, Incitec Pivot Limited excludes all liability in connection with this report and, where liability cannot be excluded, limits its liability, at its election, to the re-supply of the analysis services or the cost of the re-supply of such services.

SOIL ANALYSIS REPORT

Report Number: 634862

Sample Number: 022071912	Paddock Name: MT006515	Date Received: 18-Aug-2020
Test Code: CT170		Date of Report: 27-Oct-2020
Purchase Order No: TPG		
Grower Name: SUSTAINABLE SOIL MANAG		

Analyte	Result	Units	Method Code	Analyte Testing Period
Aluminium % of Cations	<1	%	04-026-ICP8	24/08/2020 to 24/08/2020
Calcium/Magnesium Ratio	1.3		04-026-ICP8	20/08/2020 to 24/08/2020
pH (1:5 Water)	9.5		04-031-PH	19/08/2020 to 20/08/2020
Electrical Conductivity (1:5 water)	0.40	dS/m	04-031-PH	19/08/2020 to 20/08/2020
Chloride	210	mg/kg	04-063-FIA3	19/08/2020 to 20/08/2020
Copper (DTPA)	1.3	mg/kg	04-024-ICP6	20/08/2020 to 21/08/2020
Zinc (DTPA)	0.054	mg/kg	04-024-ICP6	20/08/2020 to 21/08/2020
Manganese (DTPA)	3.2	mg/kg	04-024-ICP6	20/08/2020 to 21/08/2020
Iron (DTPA)	17	mg/kg	04-024-ICP6	20/08/2020 to 21/08/2020
Boron (Hot CaCl2)	4.3	mg/kg	04-025-ICP7	20/08/2020 to 24/08/2020
Phosphorus Environmental Risk Index ^	0.06		04-020-ICP17	21/08/2020 to 21/08/2020
Sand (Coarse) ^	14.7	%	04-001-SANSILCLAY	19/08/2020 to 25/08/2020
Sand (Fine) ^	32.6	%	04-001-SANSILCLAY	19/08/2020 to 25/08/2020
Silt ^	10.0	%	04-001-SANSILCLAY	19/08/2020 to 25/08/2020
Clay ^	42.7	%	04-001-SANSILCLAY	19/08/2020 to 25/08/2020
Texture (Calculated) ^			04-001-SANSILCLAY	19/08/2020 to 25/08/2020

Sample condition on receipt: Suitable for testing.

The results pertain only to the sample submitted.

This document shall not be reproduced except in full.

Analyses performed on soil dried at 40°C and ground to 2mm or less.

^ NATA accreditation does not cover the performance of this service.

Accredited for compliance with ISO/IEC 17025 - Testing.

This results of the tests, calibrations and/or measurements included in this document are traceable to Australian/International standards.

Nutrient Advantage Laboratory Services

Nutrient Advantage is a trademark of Incitec Pivot Limited
Incitec Pivot Limited - ABN 42 004 080 264
8 South Rd, Werribee Vic 3030
Toll-free: 1800 803 453 Fax: (61 3) 9974 0699
Enquiries: lab.feedback@incitecpivot.com.au

Disclaimer: This analysis report is prepared solely for the client listed above. To the extent permitted by law, Incitec Pivot Limited excludes all liability in connection with this report and, where liability cannot be excluded, limits its liability, at its election, to the re-supply of the analysis services or the cost of the re-supply of such services.

SOIL ANALYSIS REPORT

Report Number: 634863

Sustainable Soils Management P/L
 PO Box 130
 WARREN
 NSW 2824



Report Authorised
 Paul Kennelly
 Laboratory Manager
 NATA Accredited Laboratory
 Number: 11958

Sample Number: 022071911	Paddock Name: MT0061530	Date Received: 18-Aug-2020
Test Code: CT172		Date of Report: 27-Oct-2020
Purchase Order No: TPG		
Grower Name: SUSTAINABLE SOIL MANAG		

Analyte	Result	Units	Method Code	Analyte Testing Period
2 hour natural aggregate ^	2			20/08/2020 to 20/08/2020
2 hour remoulded aggregate ^	3			20/08/2020 to 20/08/2020
20 hour natural aggregate ^	2			20/08/2020 to 20/08/2020
20 hour remoulded aggregate ^	3			20/08/2020 to 20/08/2020
Available Potassium ^	320	mg/kg	04-026-ICP8	20/08/2020 to 24/08/2020
Calcium % of Cations	51	%	04-026-ICP8	24/08/2020 to 24/08/2020
Emerson Class ^	2			20/08/2020 to 20/08/2020
Grass Tetany Risk Index ^	0.031		04-026-ICP8	20/08/2020 to 24/08/2020
Magnesium % of Cations	35	%	04-026-ICP8	24/08/2020 to 24/08/2020
Potassium % of Cations	2.6	%	04-026-ICP8	24/08/2020 to 24/08/2020
Slaking ^	0			20/08/2020 to 20/08/2020
pH (1:5 CaCl2)	8.6		04-031-PH	19/08/2020 to 20/08/2020
Active (labile) Carbon ^	45.8	mg/kg	04-065-ACTIVE_C	21/08/2020 to 25/08/2020
Nitrate Nitrogen	3.2	mg/kg	04-063-FIA3	19/08/2020 to 20/08/2020
Ammonium Nitrogen	0.86	mg/kg	04-063-FIA3	19/08/2020 to 20/08/2020
Total Carbon (combustion)	0.67	%	04-086-TC	20/08/2020 to 20/08/2020
Potassium (Amm-acet.)	0.83	cmol(+)/kg	04-026-ICP8	20/08/2020 to 24/08/2020
Calcium (Amm-acet.)	16	cmol(+)/kg	04-026-ICP8	20/08/2020 to 24/08/2020
Magnesium (Amm-acet.)	11	cmol(+)/kg	04-026-ICP8	20/08/2020 to 24/08/2020
Sodium (Amm-acet.)	3.5	cmol(+)/kg	04-026-ICP8	20/08/2020 to 24/08/2020
Aluminium (KCl)	<9.0	mg/kg	04-027-ICP9	20/08/2020 to 21/08/2020
Aluminium (KCl)	<0.10	cmol(+)/kg	04-027-ICP9	20/08/2020 to 21/08/2020
Cation Exchange Capacity (Amm-acet.)	31.9	cmol(+)/kg	04-026-ICP8	24/08/2020 to 24/08/2020
Sodium % of cations	11	%	04-026-ICP8	24/08/2020 to 24/08/2020
Aluminium % of Cations	<1	%	04-026-ICP8	24/08/2020 to 24/08/2020
Calcium/Magnesium Ratio	1.5		04-026-ICP8	20/08/2020 to 24/08/2020
pH (1:5 Water)	9.5		04-031-PH	19/08/2020 to 20/08/2020
Electrical Conductivity (1:5 water)	0.38	dS/m	04-031-PH	19/08/2020 to 20/08/2020
Chloride	200	mg/kg	04-063-FIA3	19/08/2020 to 20/08/2020
Sand (Coarse) ^	14.8	%	04-001-SANSILCLAY	19/08/2020 to 25/08/2020

Nutrient Advantage Laboratory Services

Nutrient Advantage is a trademark of Incitec Pivot Limited
 Incitec Pivot Limited - ABN 42 004 080 264
 8 South Rd, Werribee Vic 3030
 Toll-free: 1800 803 453 Fax: (61 3) 9974 0699
 Enquiries: lab.feedback@incitecpivot.com.au

Disclaimer: This analysis report is prepared solely for the client listed above. To the extent permitted by law, Incitec Pivot Limited excludes all liability in connection with this report and, where liability cannot be excluded, limits its liability, at its election, to the re-supply of the analysis services or the cost of the re-supply of such services.

SOIL ANALYSIS REPORT

Report Number: 634863

Sample Number: 022071911	Paddock Name: MT0061530	Date Received: 18-Aug-2020
Test Code: CT172		Date of Report: 27-Oct-2020
Purchase Order No: TPG		
Grower Name: SUSTAINABLE SOIL MANAG		

Analyte	Result	Units	Method Code	Analyte Testing Period
Sand (Fine) ^	33.2	%	04-001-SANSILCLAY	19/08/2020 to 25/08/2020
Silt ^	9.9	%	04-001-SANSILCLAY	19/08/2020 to 25/08/2020
Clay ^	42.1	%	04-001-SANSILCLAY	19/08/2020 to 25/08/2020
Texture (Calculated) ^			04-001-SANSILCLAY	19/08/2020 to 25/08/2020

Sample condition on receipt: Suitable for testing.

The results pertain only to the sample submitted.

This document shall not be reproduced except in full.

Analyses performed on soil dried at 40°C and ground to 2mm or less.

^ NATA accreditation does not cover the performance of this service.

Accredited for compliance with ISO/IEC 17025 - Testing.

This results of the tests, calibrations and/or measurements included in this document are traceable to Australian/International standards.

Nutrient Advantage Laboratory Services

Nutrient Advantage is a trademark of Incitec Pivot Limited
Incitec Pivot Limited - ABN 42 004 080 264
8 South Rd, Werribee Vic 3030
Toll-free: 1800 803 453 Fax: (61 3) 9974 0699
Enquiries: lab.feedback@incitecpivot.com.au

Disclaimer: This analysis report is prepared solely for the client listed above. To the extent permitted by law, Incitec Pivot Limited excludes all liability in connection with this report and, where liability cannot be excluded, limits its liability, at its election, to the re-supply of the analysis services or the cost of the re-supply of such services.

SOIL ANALYSIS REPORT

Report Number: 634864

Sustainable Soils Management P/L
PO Box 130
WARREN
NSW 2824



Report Authorised
Paul Kennelly
Laboratory Manager
NATA Accredited Laboratory
Number: 11958

Sample Number: 022071910	Paddock Name: MT0063060	Date Received: 18-Aug-2020
Test Code: CT172		Date of Report: 27-Oct-2020
Purchase Order No: TPG		
Grower Name: SUSTAINABLE SOIL MANAG		

Analyte	Result	Units	Method Code	Analyte Testing Period
2 hour natural aggregate ^	3			20/08/2020 to 20/08/2020
2 hour remoulded aggregate ^	3			20/08/2020 to 20/08/2020
20 hour natural aggregate ^	3			20/08/2020 to 20/08/2020
20 hour remoulded aggregate ^	3			20/08/2020 to 20/08/2020
Available Potassium ^	280	mg/kg	04-026-ICP8	20/08/2020 to 24/08/2020
Calcium % of Cations	31	%	04-026-ICP8	24/08/2020 to 24/08/2020
Emerson Class ^	8			20/08/2020 to 20/08/2020
Grass Tetany Risk Index ^	0.036		04-026-ICP8	20/08/2020 to 24/08/2020
Magnesium % of Cations	47	%	04-026-ICP8	24/08/2020 to 24/08/2020
Potassium % of Cations	2.8	%	04-026-ICP8	24/08/2020 to 24/08/2020
Slaking ^	1			20/08/2020 to 20/08/2020
pH (1:5 CaCl2)	8.9		04-031-PH	19/08/2020 to 20/08/2020
Active (labile) Carbon ^	3.19	mg/kg	04-065-ACTIVE_C	21/08/2020 to 25/08/2020
Nitrate Nitrogen	2.3	mg/kg	04-063-FIA3	19/08/2020 to 20/08/2020
Ammonium Nitrogen	1.2	mg/kg	04-063-FIA3	19/08/2020 to 20/08/2020
Total Carbon (combustion)	0.28	%	04-086-TC	20/08/2020 to 20/08/2020
Potassium (Amm-acet.)	0.72	cmol(+)/kg	04-026-ICP8	20/08/2020 to 24/08/2020
Calcium (Amm-acet.)	8.0	cmol(+)/kg	04-026-ICP8	20/08/2020 to 24/08/2020
Magnesium (Amm-acet.)	12	cmol(+)/kg	04-026-ICP8	20/08/2020 to 24/08/2020
Sodium (Amm-acet.)	4.9	cmol(+)/kg	04-026-ICP8	20/08/2020 to 24/08/2020
Aluminium (KCl)	<9.0	mg/kg	04-027-ICP9	20/08/2020 to 21/08/2020
Aluminium (KCl)	<0.10	cmol(+)/kg	04-027-ICP9	20/08/2020 to 21/08/2020
Cation Exchange Capacity (Amm-acet.)	25.7	cmol(+)/kg	04-026-ICP8	24/08/2020 to 24/08/2020
Sodium % of cations	19	%	04-026-ICP8	24/08/2020 to 24/08/2020
Aluminium % of Cations	<1	%	04-026-ICP8	24/08/2020 to 24/08/2020
Calcium/Magnesium Ratio	0.67		04-026-ICP8	20/08/2020 to 24/08/2020
pH (1:5 Water)	9.8		04-031-PH	19/08/2020 to 20/08/2020
Electrical Conductivity (1:5 water)	0.42	dS/m	04-031-PH	19/08/2020 to 20/08/2020
Chloride	170	mg/kg	04-063-FIA3	19/08/2020 to 20/08/2020
Sand (Coarse) ^	15.5	%	04-001-SANSILCLAY	19/08/2020 to 25/08/2020

Nutrient Advantage Laboratory Services

Nutrient Advantage is a trademark of Incitec Pivot Limited
Incitec Pivot Limited - ABN 42 004 080 264
8 South Rd, Werribee Vic 3030
Toll-free: 1800 803 453 Fax: (61 3) 9974 0699
Enquiries: lab.feedback@incitecpivot.com.au

Disclaimer: This analysis report is prepared solely for the client listed above. To the extent permitted by law, Incitec Pivot Limited excludes all liability in connection with this report and, where liability cannot be excluded, limits its liability, at its election, to the re-supply of the analysis services or the cost of the re-supply of such services.

SOIL ANALYSIS REPORT

Report Number: 634864

Sample Number: 022071910	Paddock Name: MT0063060	Date Received: 18-Aug-2020
Test Code: CT172		Date of Report: 27-Oct-2020
Purchase Order No: TPG		
Grower Name: SUSTAINABLE SOIL MANAG		

Analyte	Result	Units	Method Code	Analyte Testing Period
Sand (Fine) ^	33.9	%	04-001-SANSILCLAY	19/08/2020 to 25/08/2020
Silt ^	11.1	%	04-001-SANSILCLAY	19/08/2020 to 25/08/2020
Clay ^	39.5	%	04-001-SANSILCLAY	19/08/2020 to 25/08/2020
Texture (Calculated) ^			04-001-SANSILCLAY	19/08/2020 to 25/08/2020

Sample condition on receipt: Suitable for testing.

The results pertain only to the sample submitted.

This document shall not be reproduced except in full.

Analyses performed on soil dried at 40°C and ground to 2mm or less.

^ NATA accreditation does not cover the performance of this service.

Accredited for compliance with ISO/IEC 17025 - Testing.

This results of the tests, calibrations and/or measurements included in this document are traceable to Australian/International standards.

Nutrient Advantage Laboratory Services

Nutrient Advantage is a trademark of Incitec Pivot Limited
Incitec Pivot Limited - ABN 42 004 080 264
8 South Rd, Werribee Vic 3030
Toll-free: 1800 803 453 Fax: (61 3) 9974 0699
Enquiries: lab.feedback@incitecpivot.com.au

Disclaimer: This analysis report is prepared solely for the client listed above. To the extent permitted by law, Incitec Pivot Limited excludes all liability in connection with this report and, where liability cannot be excluded, limits its liability, at its election, to the re-supply of the analysis services or the cost of the re-supply of such services.

SOIL ANALYSIS REPORT

Report Number: 634865

Sustainable Soils Management P/L
PO Box 130
WARREN
NSW 2824



Report Authorised
Paul Kennelly
Laboratory Manager
NATA Accredited Laboratory
Number: 11958

Sample Number: 022071909	Paddock Name: MT00660100	Date Received: 18-Aug-2020
Test Code: CT172		Date of Report: 27-Oct-2020
Purchase Order No: TPG		
Grower Name: SUSTAINABLE SOIL MANAG		

Analyte	Result	Units	Method Code	Analyte Testing Period
2 hour natural aggregate ^	3			20/08/2020 to 20/08/2020
2 hour remoulded aggregate ^	3			20/08/2020 to 20/08/2020
20 hour natural aggregate ^	3			20/08/2020 to 20/08/2020
20 hour remoulded aggregate ^	4			20/08/2020 to 20/08/2020
Available Potassium ^	300	mg/kg	04-026-ICP8	20/08/2020 to 24/08/2020
Calcium % of Cations	12	%	04-026-ICP8	24/08/2020 to 24/08/2020
Emerson Class ^	8			20/08/2020 to 20/08/2020
Grass Tetany Risk Index ^	0.051		04-026-ICP8	20/08/2020 to 24/08/2020
Magnesium % of Cations	48	%	04-026-ICP8	24/08/2020 to 24/08/2020
Potassium % of Cations	3.1	%	04-026-ICP8	24/08/2020 to 24/08/2020
Slaking ^	1			20/08/2020 to 20/08/2020
pH (1:5 CaCl2)	8.9		04-031-PH	19/08/2020 to 20/08/2020
Active (labile) Carbon ^	0.000	mg/kg	04-065-ACTIVE_C	21/08/2020 to 25/08/2020
Nitrate Nitrogen	2.0	mg/kg	04-063-FIA3	19/08/2020 to 20/08/2020
Ammonium Nitrogen	0.95	mg/kg	04-063-FIA3	19/08/2020 to 20/08/2020
Total Carbon (combustion)	0.16	%	04-086-TC	20/08/2020 to 20/08/2020
Potassium (Amm-acet.)	0.76	cmol(+)/kg	04-026-ICP8	20/08/2020 to 24/08/2020
Calcium (Amm-acet.)	3.0	cmol(+)/kg	04-026-ICP8	20/08/2020 to 24/08/2020
Magnesium (Amm-acet.)	12	cmol(+)/kg	04-026-ICP8	20/08/2020 to 24/08/2020
Sodium (Amm-acet.)	8.9	cmol(+)/kg	04-026-ICP8	20/08/2020 to 24/08/2020
Aluminium (KCl)	<9.0	mg/kg	04-027-ICP9	20/08/2020 to 21/08/2020
Aluminium (KCl)	<0.10	cmol(+)/kg	04-027-ICP9	20/08/2020 to 21/08/2020
Cation Exchange Capacity (Amm-acet.)	24.5	cmol(+)/kg	04-026-ICP8	24/08/2020 to 24/08/2020
Sodium % of cations	36	%	04-026-ICP8	24/08/2020 to 24/08/2020
Aluminium % of Cations	<1	%	04-026-ICP8	24/08/2020 to 24/08/2020
Calcium/Magnesium Ratio	0.25		04-026-ICP8	20/08/2020 to 24/08/2020
pH (1:5 Water)	9.6		04-031-PH	19/08/2020 to 20/08/2020
Electrical Conductivity (1:5 water)	0.75	dS/m	04-031-PH	19/08/2020 to 20/08/2020
Chloride	540	mg/kg	04-063-FIA3	19/08/2020 to 20/08/2020
Sand (Coarse) ^	10.6	%	04-001-SANSILCLAY	19/08/2020 to 25/08/2020

Nutrient Advantage Laboratory Services

Nutrient Advantage is a trademark of Incitec Pivot Limited
Incitec Pivot Limited - ABN 42 004 080 264
8 South Rd, Werribee Vic 3030
Toll-free: 1800 803 453 Fax: (61 3) 9974 0699
Enquiries: lab.feedback@incitecpivot.com.au

Disclaimer: This analysis report is prepared solely for the client listed above. To the extent permitted by law, Incitec Pivot Limited excludes all liability in connection with this report and, where liability cannot be excluded, limits its liability, at its election, to the re-supply of the analysis services or the cost of the re-supply of such services.

SOIL ANALYSIS REPORT

Report Number: 634865

Sample Number: 022071909	Paddock Name: MT00660100	Date Received: 18-Aug-2020
Test Code: CT172		Date of Report: 27-Oct-2020
Purchase Order No: TPG		
Grower Name: SUSTAINABLE SOIL MANAG		

Analyte	Result	Units	Method Code	Analyte Testing Period
Sand (Fine) ^	34.0	%	04-001-SANSILCLAY	19/08/2020 to 25/08/2020
Silt ^	11.3	%	04-001-SANSILCLAY	19/08/2020 to 25/08/2020
Clay ^	44.1	%	04-001-SANSILCLAY	19/08/2020 to 25/08/2020
Texture (Calculated) ^			04-001-SANSILCLAY	19/08/2020 to 25/08/2020

Sample condition on receipt: Suitable for testing.

The results pertain only to the sample submitted.

This document shall not be reproduced except in full.

Analyses performed on soil dried at 40°C and ground to 2mm or less.

^ NATA accreditation does not cover the performance of this service.

Accredited for compliance with ISO/IEC 17025 - Testing.

This results of the tests, calibrations and/or measurements included in this document are traceable to Australian/International standards.

Nutrient Advantage Laboratory Services

Nutrient Advantage is a trademark of Incitec Pivot Limited
Incitec Pivot Limited - ABN 42 004 080 264
8 South Rd, Werribee Vic 3030
Toll-free: 1800 803 453 Fax: (61 3) 9974 0699
Enquiries: lab.feedback@incitecpivot.com.au

Disclaimer: This analysis report is prepared solely for the client listed above. To the extent permitted by law, Incitec Pivot Limited excludes all liability in connection with this report and, where liability cannot be excluded, limits its liability, at its election, to the re-supply of the analysis services or the cost of the re-supply of such services.

SOIL ANALYSIS REPORT

Report Number: 634866

Sustainable Soils Management P/L
PO Box 130
WARREN
NSW 2824



Report Authorised
Paul Kennelly
Laboratory Manager
NATA Accredited Laboratory
Number: 11958

Sample Number: 022071908	Paddock Name: MT00705	Date Received: 18-Aug-2020
Test Code: 2017-082		Date of Report: 27-Oct-2020
Purchase Order No: TPG		
Grower Name: SUSTAINABLE SOIL MANAG		

Analyte	Result	Units	Method Code	Analyte Testing Period
2 hour natural aggregate ^	0			20/08/2020 to 20/08/2020
2 hour remoulded aggregate ^	0			20/08/2020 to 20/08/2020
20 hour natural aggregate ^	0			20/08/2020 to 20/08/2020
20 hour remoulded aggregate ^	0			20/08/2020 to 20/08/2020
Available Potassium ^	440	mg/kg	04-026-ICP8	20/08/2020 to 24/08/2020
Calcium % of Cations	74	%	04-026-ICP8	24/08/2020 to 24/08/2020
Emerson Class ^	6			20/08/2020 to 20/08/2020
Grass Tetany Risk Index ^	0.039		04-026-ICP8	20/08/2020 to 24/08/2020
Magnesium % of Cations	20	%	04-026-ICP8	24/08/2020 to 24/08/2020
Organic Matter (W&B * 1.72) ^	1.1	%	04-054-WCALC	24/08/2020 to 24/08/2020
Potassium % of Cations	3.8	%	04-026-ICP8	24/08/2020 to 24/08/2020
Slaking ^	0			20/08/2020 to 20/08/2020
Soil Colour	Brown		04-042-PHYS	24/08/2020 to 24/08/2020
Soil Texture	Clay		04-042-PHYS	24/08/2020 to 24/08/2020
pH (1:5 CaCl2)	8.2		04-031-PH	19/08/2020 to 20/08/2020
Electrical Conductivity (Sat. Ext.) ^	1.0	dS/m	04-054-WCALC	24/08/2020 to 24/08/2020
Organic Carbon (W&B)	0.63	%	04-018-UV1	19/08/2020 to 24/08/2020
Nitrate Nitrogen	6.7	mg/kg	04-063-FIA3	19/08/2020 to 20/08/2020
Ammonium Nitrogen	2.2	mg/kg	04-063-FIA3	19/08/2020 to 20/08/2020
Sulphur (KCl40)	6.0	mg/kg	04-021-ICP2	20/08/2020 to 24/08/2020
Phosphorus (Colwell)	12	mg/kg	04-013-COL_P	19/08/2020 to 21/08/2020
Phosphorus Buffer Index (PBI-Col)	120		04-020-ICP17	21/08/2020 to 21/08/2020
Potassium (Amm-acet.)	1.1	cmol(+)/kg	04-026-ICP8	20/08/2020 to 24/08/2020
Calcium (Amm-acet.)	22	cmol(+)/kg	04-026-ICP8	20/08/2020 to 24/08/2020
Magnesium (Amm-acet.)	5.9	cmol(+)/kg	04-026-ICP8	20/08/2020 to 24/08/2020
Sodium (Amm-acet.)	0.69	cmol(+)/kg	04-026-ICP8	20/08/2020 to 24/08/2020
Aluminium (KCl)	<9.0	mg/kg	04-027-ICP9	20/08/2020 to 21/08/2020
Aluminium (KCl)	<0.10	cmol(+)/kg	04-027-ICP9	20/08/2020 to 21/08/2020
Cation Exchange Capacity (Amm-acet.)	29.6	cmol(+)/kg	04-026-ICP8	24/08/2020 to 24/08/2020
Sodium % of cations	2.3	%	04-026-ICP8	24/08/2020 to 24/08/2020

Nutrient Advantage Laboratory Services

Nutrient Advantage is a trademark of Incitec Pivot Limited
Incitec Pivot Limited - ABN 42 004 080 264
8 South Rd, Werribee Vic 3030
Toll-free: 1800 803 453 Fax: (61 3) 9974 0699
Enquiries: lab.feedback@incitecpivot.com.au

Disclaimer: This analysis report is prepared solely for the client listed above. To the extent permitted by law, Incitec Pivot Limited excludes all liability in connection with this report and, where liability cannot be excluded, limits its liability, at its election, to the re-supply of the analysis services or the cost of the re-supply of such services.

SOIL ANALYSIS REPORT

Report Number: 634866

Sample Number: 022071908	Paddock Name: MT00705	Date Received: 18-Aug-2020
Test Code: 2017-082		Date of Report: 27-Oct-2020
Purchase Order No: TPG		
Grower Name: SUSTAINABLE SOIL MANAG		

Analyte	Result	Units	Method Code	Analyte Testing Period
Aluminium % of Cations	<1	%	04-026-ICP8	24/08/2020 to 24/08/2020
Calcium/Magnesium Ratio	3.7		04-026-ICP8	20/08/2020 to 24/08/2020
pH (1:5 Water)	9.0		04-031-PH	19/08/2020 to 20/08/2020
Electrical Conductivity (1:5 water)	0.16	dS/m	04-031-PH	19/08/2020 to 20/08/2020
Chloride	14	mg/kg	04-063-FIA3	19/08/2020 to 20/08/2020
Copper (DTPA)	0.96	mg/kg	04-024-ICP6	20/08/2020 to 21/08/2020
Zinc (DTPA)	0.19	mg/kg	04-024-ICP6	20/08/2020 to 21/08/2020
Manganese (DTPA)	4.0	mg/kg	04-024-ICP6	20/08/2020 to 21/08/2020
Iron (DTPA)	11	mg/kg	04-024-ICP6	20/08/2020 to 21/08/2020
Boron (Hot CaCl2)	1.5	mg/kg	04-025-ICP7	20/08/2020 to 24/08/2020
Molybdenum (Hot CaCl2) ^	<0.010	mg/kg	04-083-ICP27	20/08/2020 to 21/08/2020
Phosphorus Environmental Risk Index ^	0.10		04-020-ICP17	21/08/2020 to 21/08/2020
Sand (Coarse) ^	16.0	%	04-001-SANSILCLAY	19/08/2020 to 25/08/2020
Sand (Fine) ^	38.3	%	04-001-SANSILCLAY	19/08/2020 to 25/08/2020
Silt ^	11.4	%	04-001-SANSILCLAY	19/08/2020 to 25/08/2020
Clay ^	34.3	%	04-001-SANSILCLAY	19/08/2020 to 25/08/2020
Texture (Calculated) ^			04-001-SANSILCLAY	19/08/2020 to 25/08/2020

Sample condition on receipt: Suitable for testing.

The results pertain only to the sample submitted.

This document shall not be reproduced except in full.

Analyses performed on soil dried at 40°C and ground to 2mm or less.

^ NATA accreditation does not cover the performance of this service.

Accredited for compliance with ISO/IEC 17025 - Testing.

This results of the tests, calibrations and/or measurements included in this document are traceable to Australian/International standards.

Nutrient Advantage Laboratory Services

Nutrient Advantage is a trademark of Incitec Pivot Limited
Incitec Pivot Limited - ABN 42 004 080 264
8 South Rd, Werribee Vic 3030
Toll-free: 1800 803 453 Fax: (61 3) 9974 0699
Enquiries: lab.feedback@incitecpivot.com.au

Disclaimer: This analysis report is prepared solely for the client listed above. To the extent permitted by law, Incitec Pivot Limited excludes all liability in connection with this report and, where liability cannot be excluded, limits its liability, at its election, to the re-supply of the analysis services or the cost of the re-supply of such services.

SOIL ANALYSIS REPORT

Report Number: 634867

Sustainable Soils Management P/L
PO Box 130
WARREN
NSW 2824



Report Authorised
Paul Kennelly
Laboratory Manager
NATA Accredited Laboratory
Number: 11958

Sample Number: 022071907	Paddock Name: MT007515	Date Received: 18-Aug-2020
Test Code: 2017-082		Date of Report: 27-Oct-2020
Purchase Order No: TPG		
Grower Name: SUSTAINABLE SOIL MANAG		

Analyte	Result	Units	Method Code	Analyte Testing Period
2 hour natural aggregate ^	1			20/08/2020 to 20/08/2020
2 hour remoulded aggregate ^	1			20/08/2020 to 20/08/2020
20 hour natural aggregate ^	1			20/08/2020 to 20/08/2020
20 hour remoulded aggregate ^	1			20/08/2020 to 20/08/2020
Available Potassium ^	370	mg/kg	04-026-ICP8	20/08/2020 to 24/08/2020
Calcium % of Cations	65	%	04-026-ICP8	24/08/2020 to 24/08/2020
Emerson Class ^	2			20/08/2020 to 20/08/2020
Grass Tetany Risk Index ^	0.031		04-026-ICP8	20/08/2020 to 24/08/2020
Magnesium % of Cations	25	%	04-026-ICP8	24/08/2020 to 24/08/2020
Organic Matter (W&B * 1.72) ^	0.81	%	04-054-WCALC	24/08/2020 to 24/08/2020
Potassium % of Cations	2.9	%	04-026-ICP8	24/08/2020 to 24/08/2020
Slaking ^	0			20/08/2020 to 20/08/2020
Soil Colour	Brown		04-042-PHYS	24/08/2020 to 24/08/2020
Soil Texture	Clay		04-042-PHYS	24/08/2020 to 24/08/2020
pH (1:5 CaCl2)	8.4		04-031-PH	19/08/2020 to 20/08/2020
Electrical Conductivity (Sat. Ext.) ^	1.8	dS/m	04-054-WCALC	24/08/2020 to 24/08/2020
Organic Carbon (W&B)	0.47	%	04-018-UV1	19/08/2020 to 24/08/2020
Nitrate Nitrogen	14	mg/kg	04-063-FIA3	19/08/2020 to 20/08/2020
Ammonium Nitrogen	1.2	mg/kg	04-063-FIA3	19/08/2020 to 20/08/2020
Sulphur (KCl40)	5.1	mg/kg	04-021-ICP2	20/08/2020 to 24/08/2020
Phosphorus (Colwell)	6.6	mg/kg	04-013-COL_P	19/08/2020 to 21/08/2020
Phosphorus Buffer Index (PBI-Col)	140		04-020-ICP17	21/08/2020 to 21/08/2020
Potassium (Amm-acet.)	0.95	cmol(+)/kg	04-026-ICP8	20/08/2020 to 24/08/2020
Calcium (Amm-acet.)	22	cmol(+)/kg	04-026-ICP8	20/08/2020 to 24/08/2020
Magnesium (Amm-acet.)	8.3	cmol(+)/kg	04-026-ICP8	20/08/2020 to 24/08/2020
Sodium (Amm-acet.)	2.3	cmol(+)/kg	04-026-ICP8	20/08/2020 to 24/08/2020
Aluminium (KCl)	<9.0	mg/kg	04-027-ICP9	20/08/2020 to 21/08/2020
Aluminium (KCl)	<0.10	cmol(+)/kg	04-027-ICP9	20/08/2020 to 21/08/2020
Cation Exchange Capacity (Amm-acet.)	33.1	cmol(+)/kg	04-026-ICP8	24/08/2020 to 24/08/2020
Sodium % of cations	6.8	%	04-026-ICP8	24/08/2020 to 24/08/2020

Nutrient Advantage Laboratory Services

Nutrient Advantage is a trademark of Incitec Pivot Limited
Incitec Pivot Limited - ABN 42 004 080 264
8 South Rd, Werribee Vic 3030
Toll-free: 1800 803 453 Fax: (61 3) 9974 0699
Enquiries: lab.feedback@incitecpivot.com.au

Disclaimer: This analysis report is prepared solely for the client listed above. To the extent permitted by law, Incitec Pivot Limited excludes all liability in connection with this report and, where liability cannot be excluded, limits its liability, at its election, to the re-supply of the analysis services or the cost of the re-supply of such services.

SOIL ANALYSIS REPORT

Report Number: 634867

Sample Number: 022071907	Paddock Name: MT007515	Date Received: 18-Aug-2020
Test Code: 2017-082		Date of Report: 27-Oct-2020
Purchase Order No: TPG		
Grower Name: SUSTAINABLE SOIL MANAG		

Analyte	Result	Units	Method Code	Analyte Testing Period
Aluminium % of Cations	<1	%	04-026-ICP8	24/08/2020 to 24/08/2020
Calcium/Magnesium Ratio	2.7		04-026-ICP8	20/08/2020 to 24/08/2020
pH (1:5 Water)	9.3		04-031-PH	19/08/2020 to 20/08/2020
Electrical Conductivity (1:5 water)	0.29	dS/m	04-031-PH	19/08/2020 to 20/08/2020
Chloride	62	mg/kg	04-063-FIA3	19/08/2020 to 20/08/2020
Copper (DTPA)	1.2	mg/kg	04-024-ICP6	20/08/2020 to 21/08/2020
Zinc (DTPA)	0.15	mg/kg	04-024-ICP6	20/08/2020 to 21/08/2020
Manganese (DTPA)	3.0	mg/kg	04-024-ICP6	20/08/2020 to 21/08/2020
Iron (DTPA)	17	mg/kg	04-024-ICP6	20/08/2020 to 21/08/2020
Boron (Hot CaCl2)	2.7	mg/kg	04-025-ICP7	20/08/2020 to 24/08/2020
Molybdenum (Hot CaCl2) ^	0.012	mg/kg	04-083-ICP27	20/08/2020 to 21/08/2020
Phosphorus Environmental Risk Index ^	0.05		04-020-ICP17	21/08/2020 to 21/08/2020
Sand (Coarse) ^	11.3	%	04-001-SANSILCLAY	19/08/2020 to 25/08/2020
Sand (Fine) ^	33.2	%	04-001-SANSILCLAY	19/08/2020 to 25/08/2020
Silt ^	10.1	%	04-001-SANSILCLAY	19/08/2020 to 25/08/2020
Clay ^	45.4	%	04-001-SANSILCLAY	19/08/2020 to 25/08/2020
Texture (Calculated) ^			04-001-SANSILCLAY	19/08/2020 to 25/08/2020

Sample condition on receipt: Suitable for testing.

The results pertain only to the sample submitted.

This document shall not be reproduced except in full.

Analyses performed on soil dried at 40°C and ground to 2mm or less.

^ NATA accreditation does not cover the performance of this service.

Accredited for compliance with ISO/IEC 17025 - Testing.

This results of the tests, calibrations and/or measurements included in this document are traceable to Australian/International standards.

Nutrient Advantage Laboratory Services

Nutrient Advantage is a trademark of Incitec Pivot Limited
Incitec Pivot Limited - ABN 42 004 080 264
8 South Rd, Werribee Vic 3030
Toll-free: 1800 803 453 Fax: (61 3) 9974 0699
Enquiries: lab.feedback@incitecpivot.com.au

Disclaimer: This analysis report is prepared solely for the client listed above. To the extent permitted by law, Incitec Pivot Limited excludes all liability in connection with this report and, where liability cannot be excluded, limits its liability, at its election, to the re-supply of the analysis services or the cost of the re-supply of such services.

SOIL ANALYSIS REPORT

Report Number: 634868

Sustainable Soils Management P/L
PO Box 130
WARREN
NSW 2824



Report Authorised
Paul Kennelly
Laboratory Manager
NATA Accredited Laboratory
Number: 11958

Sample Number: 022071906	Paddock Name: MT0071530	Date Received: 18-Aug-2020
Test Code: 2017-064		Date of Report: 27-Oct-2020
Purchase Order No: TPG		
Grower Name: SUSTAINABLE SOIL MANAG		

Analyte	Result	Units	Method Code	Analyte Testing Period
2 hour natural aggregate ^	1			20/08/2020 to 20/08/2020
2 hour remoulded aggregate ^	1			20/08/2020 to 20/08/2020
20 hour natural aggregate ^	0			20/08/2020 to 20/08/2020
20 hour remoulded aggregate ^	1			20/08/2020 to 20/08/2020
Available Potassium ^	290	mg/kg	04-026-ICP8	20/08/2020 to 24/08/2020
Calcium % of Cations	44	%	04-026-ICP8	24/08/2020 to 24/08/2020
Emerson Class ^	2			20/08/2020 to 20/08/2020
Grass Tetany Risk Index ^	0.027		04-026-ICP8	20/08/2020 to 24/08/2020
Magnesium % of Cations	32	%	04-026-ICP8	24/08/2020 to 24/08/2020
Potassium % of Cations	2.1	%	04-026-ICP8	24/08/2020 to 24/08/2020
Slaking ^	0			20/08/2020 to 20/08/2020
pH (1:5 CaCl2)	8.8		04-031-PH	19/08/2020 to 20/08/2020
Nitrate Nitrogen	37	mg/kg	04-063-FIA3	19/08/2020 to 20/08/2020
Ammonium Nitrogen	1.1	mg/kg	04-063-FIA3	19/08/2020 to 20/08/2020
Potassium (Amm-acet.)	0.75	cmol(+)/kg	04-026-ICP8	20/08/2020 to 24/08/2020
Calcium (Amm-acet.)	16	cmol(+)/kg	04-026-ICP8	20/08/2020 to 24/08/2020
Magnesium (Amm-acet.)	12	cmol(+)/kg	04-026-ICP8	20/08/2020 to 24/08/2020
Sodium (Amm-acet.)	8.1	cmol(+)/kg	04-026-ICP8	20/08/2020 to 24/08/2020
Aluminium (KCl)	<9.0	mg/kg	04-027-ICP9	20/08/2020 to 24/08/2020
Aluminium (KCl)	<0.10	cmol(+)/kg	04-027-ICP9	20/08/2020 to 24/08/2020
Cation Exchange Capacity (Amm-acet.)	36.7	cmol(+)/kg	04-026-ICP8	24/08/2020 to 24/08/2020
Sodium % of cations	22	%	04-026-ICP8	24/08/2020 to 24/08/2020
Aluminium % of Cations	<1	%	04-026-ICP8	24/08/2020 to 24/08/2020
Calcium/Magnesium Ratio	1.3		04-026-ICP8	20/08/2020 to 24/08/2020
pH (1:5 Water)	9.5		04-031-PH	19/08/2020 to 20/08/2020
Electrical Conductivity (1:5 water)	0.94	dS/m	04-031-PH	19/08/2020 to 20/08/2020
Chloride	710	mg/kg	04-063-FIA3	19/08/2020 to 20/08/2020
Sand (Coarse) ^	10.5	%	04-001-SANSILCLAY	19/08/2020 to 25/08/2020
Sand (Fine) ^	32.2	%	04-001-SANSILCLAY	19/08/2020 to 25/08/2020
Silt ^	13.7	%	04-001-SANSILCLAY	19/08/2020 to 25/08/2020

Nutrient Advantage Laboratory Services

Nutrient Advantage is a trademark of Incitec Pivot Limited
Incitec Pivot Limited - ABN 42 004 080 264
8 South Rd, Werribee Vic 3030
Toll-free: 1800 803 453 Fax: (61 3) 9974 0699
Enquiries: lab.feedback@incitecpivot.com.au

Disclaimer: This analysis report is prepared solely for the client listed above. To the extent permitted by law, Incitec Pivot Limited excludes all liability in connection with this report and, where liability cannot be excluded, limits its liability, at its election, to the re-supply of the analysis services or the cost of the re-supply of such services.

SOIL ANALYSIS REPORT

Report Number: 634868

Sample Number: 022071906	Paddock Name: MT0071530	Date Received: 18-Aug-2020
Test Code: 2017-064		Date of Report: 27-Oct-2020
Purchase Order No: TPG		
Grower Name: SUSTAINABLE SOIL MANAG		

Analyte	Result	Units	Method Code	Analyte Testing Period
Clay ^	43.6	%	04-001-SANSILCLAY	19/08/2020 to 25/08/2020
Texture (Calculated) ^			04-001-SANSILCLAY	19/08/2020 to 25/08/2020

Sample condition on receipt: Suitable for testing.

The results pertain only to the sample submitted.

This document shall not be reproduced except in full.

Analyses performed on soil dried at 40°C and ground to 2mm or less.

^ NATA accreditation does not cover the performance of this service.

Accredited for compliance with ISO/IEC 17025 - Testing.

This results of the tests, calibrations and/or measurements included in this document are traceable to Australian/International standards.

Nutrient Advantage Laboratory Services

Nutrient Advantage is a trademark of Incitec Pivot Limited
Incitec Pivot Limited - ABN 42 004 080 264
8 South Rd, Werribee Vic 3030
Toll-free: 1800 803 453 Fax: (61 3) 9974 0699
Enquiries: lab.feedback@incitecpivot.com.au

Disclaimer: This analysis report is prepared solely for the client listed above. To the extent permitted by law, Incitec Pivot Limited excludes all liability in connection with this report and, where liability cannot be excluded, limits its liability, at its election, to the re-supply of the analysis services or the cost of the re-supply of such services.

SOIL ANALYSIS REPORT

Report Number: 634869

Sustainable Soils Management P/L
PO Box 130
WARREN
NSW 2824



Report Authorised
Paul Kennelly
Laboratory Manager
NATA Accredited Laboratory
Number: 11958

Sample Number: 022071905	Paddock Name: MT0073060	Date Received: 18-Aug-2020
Test Code: 2017-064		Date of Report: 27-Oct-2020
Purchase Order No: TPG		
Grower Name: SUSTAINABLE SOIL MANAG		

Analyte	Result	Units	Method Code	Analyte Testing Period
2 hour natural aggregate ^	0			20/08/2020 to 20/08/2020
2 hour remoulded aggregate ^	0			20/08/2020 to 20/08/2020
20 hour natural aggregate ^	0			20/08/2020 to 20/08/2020
20 hour remoulded aggregate ^	0			20/08/2020 to 20/08/2020
Available Potassium ^	280	mg/kg	04-026-ICP8	20/08/2020 to 24/08/2020
Calcium % of Cations	51	%	04-026-ICP8	24/08/2020 to 24/08/2020
Emerson Class ^	6			20/08/2020 to 20/08/2020
Grass Tetany Risk Index ^	0.018		04-026-ICP8	20/08/2020 to 24/08/2020
Magnesium % of Cations	23	%	04-026-ICP8	24/08/2020 to 24/08/2020
Potassium % of Cations	1.4	%	04-026-ICP8	24/08/2020 to 24/08/2020
Slaking ^	0			20/08/2020 to 20/08/2020
pH (1:5 CaCl2)	8.4		04-031-PH	19/08/2020 to 20/08/2020
Nitrate Nitrogen	9.9	mg/kg	04-063-FIA3	19/08/2020 to 20/08/2020
Ammonium Nitrogen	1.2	mg/kg	04-063-FIA3	19/08/2020 to 20/08/2020
Potassium (Amm-acet.)	0.72	cmol(+)/kg	04-026-ICP8	20/08/2020 to 24/08/2020
Calcium (Amm-acet.)	27	cmol(+)/kg	04-026-ICP8	20/08/2020 to 24/08/2020
Magnesium (Amm-acet.)	12	cmol(+)/kg	04-026-ICP8	20/08/2020 to 24/08/2020
Sodium (Amm-acet.)	13	cmol(+)/kg	04-026-ICP8	20/08/2020 to 24/08/2020
Aluminium (KCl)	<9.0	mg/kg	04-027-ICP9	20/08/2020 to 24/08/2020
Aluminium (KCl)	<0.10	cmol(+)/kg	04-027-ICP9	20/08/2020 to 24/08/2020
Cation Exchange Capacity (Amm-acet.)	53.1	cmol(+)/kg	04-026-ICP8	24/08/2020 to 24/08/2020
Sodium % of cations	25	%	04-026-ICP8	24/08/2020 to 24/08/2020
Aluminium % of Cations	<1	%	04-026-ICP8	24/08/2020 to 24/08/2020
Calcium/Magnesium Ratio	2.3		04-026-ICP8	20/08/2020 to 24/08/2020
pH (1:5 Water)	8.5		04-031-PH	19/08/2020 to 20/08/2020
Electrical Conductivity (1:5 water)	4.15	dS/m	04-031-PH	19/08/2020 to 20/08/2020
Chloride	1700	mg/kg	04-063-FIA3	19/08/2020 to 20/08/2020
Sand (Coarse) ^	7.5	%	04-001-SANSILCLAY	19/08/2020 to 25/08/2020
Sand (Fine) ^	30.8	%	04-001-SANSILCLAY	19/08/2020 to 25/08/2020
Silt ^	15.1	%	04-001-SANSILCLAY	19/08/2020 to 25/08/2020

Nutrient Advantage Laboratory Services

Nutrient Advantage is a trademark of Incitec Pivot Limited
Incitec Pivot Limited - ABN 42 004 080 264
8 South Rd, Werribee Vic 3030
Toll-free: 1800 803 453 Fax: (61 3) 9974 0699
Enquiries: lab.feedback@incitecpivot.com.au

Disclaimer: This analysis report is prepared solely for the client listed above. To the extent permitted by law, Incitec Pivot Limited excludes all liability in connection with this report and, where liability cannot be excluded, limits its liability, at its election, to the re-supply of the analysis services or the cost of the re-supply of such services.

SOIL ANALYSIS REPORT

Report Number: 634869

Sample Number: 022071905	Paddock Name: MT0073060	Date Received: 18-Aug-2020
Test Code: 2017-064		Date of Report: 27-Oct-2020
Purchase Order No: TPG		
Grower Name: SUSTAINABLE SOIL MANAG		

Analyte	Result	Units	Method Code	Analyte Testing Period
Clay ^	46.6	%	04-001-SANSILCLAY	19/08/2020 to 25/08/2020
Texture (Calculated) ^			04-001-SANSILCLAY	19/08/2020 to 25/08/2020

Sample condition on receipt: Suitable for testing.

The results pertain only to the sample submitted.

This document shall not be reproduced except in full.

Analyses performed on soil dried at 40°C and ground to 2mm or less.

^ NATA accreditation does not cover the performance of this service.

Accredited for compliance with ISO/IEC 17025 - Testing.

This results of the tests, calibrations and/or measurements included in this document are traceable to Australian/International standards.

Nutrient Advantage Laboratory Services

Nutrient Advantage is a trademark of Incitec Pivot Limited
Incitec Pivot Limited - ABN 42 004 080 264
8 South Rd, Werribee Vic 3030
Toll-free: 1800 803 453 Fax: (61 3) 9974 0699
Enquiries: lab.feedback@incitecpivot.com.au

Disclaimer: This analysis report is prepared solely for the client listed above. To the extent permitted by law, Incitec Pivot Limited excludes all liability in connection with this report and, where liability cannot be excluded, limits its liability, at its election, to the re-supply of the analysis services or the cost of the re-supply of such services.

SOIL ANALYSIS REPORT

Report Number: 634870

Sustainable Soils Management P/L
PO Box 130
WARREN
NSW 2824



Report Authorised
Paul Kennelly
Laboratory Manager
NATA Accredited Laboratory
Number: 11958

Sample Number: 022071904	Paddock Name: MT00760100	Date Received: 18-Aug-2020
Test Code: 2017-064		Date of Report: 27-Oct-2020
Purchase Order No: TPG		
Grower Name: SUSTAINABLE SOIL MANAG		

Analyte	Result	Units	Method Code	Analyte Testing Period
2 hour natural aggregate ^	0			20/08/2020 to 20/08/2020
2 hour remoulded aggregate ^	0			20/08/2020 to 20/08/2020
20 hour natural aggregate ^	0			20/08/2020 to 20/08/2020
20 hour remoulded aggregate ^	0			20/08/2020 to 20/08/2020
Available Potassium ^	230	mg/kg	04-026-ICP8	20/08/2020 to 24/08/2020
Calcium % of Cations	9.8	%	04-026-ICP8	24/08/2020 to 24/08/2020
Emerson Class ^	6			20/08/2020 to 20/08/2020
Grass Tetany Risk Index ^	0.043		04-026-ICP8	20/08/2020 to 24/08/2020
Magnesium % of Cations	40	%	04-026-ICP8	24/08/2020 to 24/08/2020
Potassium % of Cations	2.2	%	04-026-ICP8	24/08/2020 to 24/08/2020
Slaking ^	0			20/08/2020 to 20/08/2020
pH (1:5 CaCl2)	8.0		04-031-PH	19/08/2020 to 20/08/2020
Nitrate Nitrogen	17	mg/kg	04-063-FIA3	19/08/2020 to 20/08/2020
Ammonium Nitrogen	1.3	mg/kg	04-063-FIA3	19/08/2020 to 20/08/2020
Potassium (Amm-acet.)	0.59	cmol(+)/kg	04-026-ICP8	20/08/2020 to 24/08/2020
Calcium (Amm-acet.)	2.6	cmol(+)/kg	04-026-ICP8	20/08/2020 to 24/08/2020
Magnesium (Amm-acet.)	11	cmol(+)/kg	04-026-ICP8	20/08/2020 to 24/08/2020
Sodium (Amm-acet.)	13	cmol(+)/kg	04-026-ICP8	20/08/2020 to 24/08/2020
Aluminium (KCl)	<9.0	mg/kg	04-027-ICP9	20/08/2020 to 24/08/2020
Aluminium (KCl)	<0.10	cmol(+)/kg	04-027-ICP9	20/08/2020 to 24/08/2020
Cation Exchange Capacity (Amm-acet.)	26.8	cmol(+)/kg	04-026-ICP8	24/08/2020 to 24/08/2020
Sodium % of cations	48	%	04-026-ICP8	24/08/2020 to 24/08/2020
Aluminium % of Cations	<1	%	04-026-ICP8	24/08/2020 to 24/08/2020
Calcium/Magnesium Ratio	0.24		04-026-ICP8	20/08/2020 to 24/08/2020
pH (1:5 Water)	8.5		04-031-PH	19/08/2020 to 20/08/2020
Electrical Conductivity (1:5 water)	2.10	dS/m	04-031-PH	19/08/2020 to 20/08/2020
Chloride	1900	mg/kg	04-063-FIA3	19/08/2020 to 20/08/2020
Sand (Coarse) ^	8.6	%	04-001-SANSILCLAY	19/08/2020 to 25/08/2020
Sand (Fine) ^	35.9	%	04-001-SANSILCLAY	19/08/2020 to 25/08/2020
Silt ^	14.8	%	04-001-SANSILCLAY	19/08/2020 to 25/08/2020

Nutrient Advantage Laboratory Services

Nutrient Advantage is a trademark of Incitec Pivot Limited
Incitec Pivot Limited - ABN 42 004 080 264
8 South Rd, Werribee Vic 3030
Toll-free: 1800 803 453 Fax: (61 3) 9974 0699
Enquiries: lab.feedback@incitecpivot.com.au

Disclaimer: This analysis report is prepared solely for the client listed above. To the extent permitted by law, Incitec Pivot Limited excludes all liability in connection with this report and, where liability cannot be excluded, limits its liability, at its election, to the re-supply of the analysis services or the cost of the re-supply of such services.

SOIL ANALYSIS REPORT

Report Number: 634870

Sample Number: 022071904	Paddock Name: MT00760100	Date Received: 18-Aug-2020
Test Code: 2017-064		Date of Report: 27-Oct-2020
Purchase Order No: TPG		
Grower Name: SUSTAINABLE SOIL MANAG		

Analyte	Result	Units	Method Code	Analyte Testing Period
Clay ^	40.7	%	04-001-SANSILCLAY	19/08/2020 to 25/08/2020
Texture (Calculated) ^			04-001-SANSILCLAY	19/08/2020 to 25/08/2020

Sample condition on receipt: Suitable for testing.

The results pertain only to the sample submitted.

This document shall not be reproduced except in full.

Analyses performed on soil dried at 40°C and ground to 2mm or less.

^ NATA accreditation does not cover the performance of this service.

Accredited for compliance with ISO/IEC 17025 - Testing.

This results of the tests, calibrations and/or measurements included in this document are traceable to Australian/International standards.

Nutrient Advantage Laboratory Services

Nutrient Advantage is a trademark of Incitec Pivot Limited
Incitec Pivot Limited - ABN 42 004 080 264
8 South Rd, Werribee Vic 3030
Toll-free: 1800 803 453 Fax: (61 3) 9974 0699
Enquiries: lab.feedback@incitecpivot.com.au

Disclaimer: This analysis report is prepared solely for the client listed above. To the extent permitted by law, Incitec Pivot Limited excludes all liability in connection with this report and, where liability cannot be excluded, limits its liability, at its election, to the re-supply of the analysis services or the cost of the re-supply of such services.

SOIL ANALYSIS REPORT

Report Number: 634871

Sustainable Soils Management P/L
PO Box 130
WARREN
NSW 2824



Report Authorised
Paul Kennelly
Laboratory Manager
NATA Accredited Laboratory
Number: 11958

Sample Number: 022072105	Paddock Name: MT00805	Date Received: 18-Aug-2020
Test Code: 2017-083		Date of Report: 27-Oct-2020
Purchase Order No: TPG		
Grower Name: SUSTAINABLE SOIL MANAG		

Analyte	Result	Units	Method Code	Analyte Testing Period
2 hour natural aggregate ^	0			20/08/2020 to 20/08/2020
2 hour remoulded aggregate ^	1			20/08/2020 to 20/08/2020
20 hour natural aggregate ^	0			20/08/2020 to 20/08/2020
20 hour remoulded aggregate ^	2			20/08/2020 to 20/08/2020
Available Potassium ^	560	mg/kg	04-026-ICP8	20/08/2020 to 24/08/2020
Calcium % of Cations	52	%	04-026-ICP8	24/08/2020 to 24/08/2020
Emerson Class ^	7			20/08/2020 to 20/08/2020
Grass Tetany Risk Index ^	0.33		04-026-ICP8	20/08/2020 to 24/08/2020
Magnesium % of Cations	18	%	04-026-ICP8	24/08/2020 to 24/08/2020
Organic Matter (W&B * 1.72) ^	1.9	%	04-054-WCALC	24/08/2020 to 24/08/2020
Potassium % of Cations	25	%	04-026-ICP8	24/08/2020 to 24/08/2020
Slaking ^	2			20/08/2020 to 20/08/2020
Soil Colour	Red-brown		04-042-PHYS	24/08/2020 to 24/08/2020
Soil Texture	Clay		04-042-PHYS	24/08/2020 to 24/08/2020
pH (1:5 CaCl2)	5.0		04-031-PH	19/08/2020 to 20/08/2020
Electrical Conductivity (Sat. Ext.) ^	0.6	dS/m	04-054-WCALC	24/08/2020 to 24/08/2020
Organic Carbon (W&B)	1.09	%	04-018-UV1	19/08/2020 to 24/08/2020
Nitrate Nitrogen	23	mg/kg	04-063-FIA3	19/08/2020 to 20/08/2020
Ammonium Nitrogen	49	mg/kg	04-063-FIA3	19/08/2020 to 20/08/2020
Sulphur (KCl40)	9.7	mg/kg	04-021-ICP2	20/08/2020 to 24/08/2020
Phosphorus (Colwell)	14	mg/kg	04-013-COL_P	19/08/2020 to 21/08/2020
Phosphorus Buffer Index (PBI-Col)	42		04-020-ICP17	21/08/2020 to 21/08/2020
Potassium (Amm-acet.)	1.4	cmol(+)/kg	04-026-ICP8	20/08/2020 to 24/08/2020
Calcium (Amm-acet.)	3.1	cmol(+)/kg	04-026-ICP8	20/08/2020 to 24/08/2020
Magnesium (Amm-acet.)	1.1	cmol(+)/kg	04-026-ICP8	20/08/2020 to 24/08/2020
Sodium (Amm-acet.)	0.16	cmol(+)/kg	04-026-ICP8	20/08/2020 to 24/08/2020
Aluminium (KCl)	9.0	mg/kg	04-027-ICP9	20/08/2020 to 24/08/2020
Aluminium (KCl)	0.10	cmol(+)/kg	04-027-ICP9	20/08/2020 to 24/08/2020
Cation Exchange Capacity (Amm-acet.)	5.85	cmol(+)/kg	04-026-ICP8	24/08/2020 to 24/08/2020
Sodium % of cations	2.8	%	04-026-ICP8	24/08/2020 to 24/08/2020

Nutrient Advantage Laboratory Services

Nutrient Advantage is a trademark of Incitec Pivot Limited
Incitec Pivot Limited - ABN 42 004 080 264
8 South Rd, Werribee Vic 3030
Toll-free: 1800 803 453 Fax: (61 3) 9974 0699
Enquiries: lab.feedback@incitecpivot.com.au

Disclaimer: This analysis report is prepared solely for the client listed above. To the extent permitted by law, Incitec Pivot Limited excludes all liability in connection with this report and, where liability cannot be excluded, limits its liability, at its election, to the re-supply of the analysis services or the cost of the re-supply of such services.

SOIL ANALYSIS REPORT

Report Number: 634871

Sample Number: 022072105	Paddock Name: MT00805	Date Received: 18-Aug-2020
Test Code: 2017-083		Date of Report: 27-Oct-2020
Purchase Order No: TPG		
Grower Name: SUSTAINABLE SOIL MANAG		

Analyte	Result	Units	Method Code	Analyte Testing Period
Aluminium % of Cations	1.7	%	04-026-ICP8	24/08/2020 to 24/08/2020
Calcium/Magnesium Ratio	2.8		04-026-ICP8	20/08/2020 to 24/08/2020
pH (1:5 Water)	6.0		04-031-PH	19/08/2020 to 20/08/2020
Electrical Conductivity (1:5 water)	0.10	dS/m	04-031-PH	19/08/2020 to 20/08/2020
Chloride	18	mg/kg	04-063-FIA3	19/08/2020 to 20/08/2020
Copper (DTPA)	0.81	mg/kg	04-024-ICP6	20/08/2020 to 21/08/2020
Zinc (DTPA)	0.48	mg/kg	04-024-ICP6	20/08/2020 to 21/08/2020
Manganese (DTPA)	50	mg/kg	04-024-ICP6	20/08/2020 to 21/08/2020
Iron (DTPA)	71	mg/kg	04-024-ICP6	20/08/2020 to 21/08/2020
Boron (Hot CaCl ₂)	0.55	mg/kg	04-025-ICP7	20/08/2020 to 24/08/2020
Molybdenum (Hot CaCl ₂) ^	<0.010	mg/kg	04-083-ICP27	20/08/2020 to 21/08/2020
Phosphorus Environmental Risk Index ^	0.33		04-020-ICP17	21/08/2020 to 21/08/2020

Sample condition on receipt: Suitable for testing.

The results pertain only to the sample submitted.

This document shall not be reproduced except in full.

Analyses performed on soil dried at 40°C and ground to 2mm or less.

^ NATA accreditation does not cover the performance of this service.

Accredited for compliance with ISO/IEC 17025 - Testing.

This results of the tests, calibrations and/or measurements included in this document are traceable to Australian/International standards.

Nutrient Advantage Laboratory Services

Nutrient Advantage is a trademark of Incitec Pivot Limited
Incitec Pivot Limited - ABN 42 004 080 264
8 South Rd, Werribee Vic 3030
Toll-free: 1800 803 453 Fax: (61 3) 9974 0699
Enquiries: lab.feedback@incitecpivot.com.au

Disclaimer: This analysis report is prepared solely for the client listed above. To the extent permitted by law, Incitec Pivot Limited excludes all liability in connection with this report and, where liability cannot be excluded, limits its liability, at its election, to the re-supply of the analysis services or the cost of the re-supply of such services.

SOIL ANALYSIS REPORT

Report Number: 634872

Sustainable Soils Management P/L
PO Box 130
WARREN
NSW 2824



Report Authorised
Paul Kennelly
Laboratory Manager
NATA Accredited Laboratory
Number: 11958

Sample Number: 022072104	Paddock Name: MT008515	Date Received: 18-Aug-2020
Test Code: 2017-083		Date of Report: 27-Oct-2020
Purchase Order No: TPG		
Grower Name: SUSTAINABLE SOIL MANAG		

Analyte	Result	Units	Method Code	Analyte Testing Period
2 hour natural aggregate ^	1			20/08/2020 to 20/08/2020
2 hour remoulded aggregate ^	2			20/08/2020 to 20/08/2020
20 hour natural aggregate ^	1			20/08/2020 to 20/08/2020
20 hour remoulded aggregate ^	3			20/08/2020 to 20/08/2020
Available Potassium ^	360	mg/kg	04-026-ICP8	20/08/2020 to 24/08/2020
Calcium % of Cations	61	%	04-026-ICP8	24/08/2020 to 24/08/2020
Emerson Class ^	2			20/08/2020 to 20/08/2020
Grass Tetany Risk Index ^	0.21		04-026-ICP8	20/08/2020 to 24/08/2020
Magnesium % of Cations	20	%	04-026-ICP8	24/08/2020 to 24/08/2020
Organic Matter (W&B * 1.72) ^	1.3	%	04-054-WCALC	24/08/2020 to 24/08/2020
Potassium % of Cations	17	%	04-026-ICP8	24/08/2020 to 24/08/2020
Slaking ^	0			20/08/2020 to 20/08/2020
Soil Colour	Red-brown		04-042-PHYS	24/08/2020 to 24/08/2020
Soil Texture	Clay		04-042-PHYS	24/08/2020 to 24/08/2020
pH (1:5 CaCl2)	4.8		04-031-PH	19/08/2020 to 20/08/2020
Electrical Conductivity (Sat. Ext.) ^	0.2	dS/m	04-054-WCALC	24/08/2020 to 24/08/2020
Organic Carbon (W&B)	0.78	%	04-018-UV1	19/08/2020 to 24/08/2020
Nitrate Nitrogen	7.6	mg/kg	04-063-FIA3	19/08/2020 to 20/08/2020
Ammonium Nitrogen	1.8	mg/kg	04-063-FIA3	19/08/2020 to 20/08/2020
Sulphur (KCl40)	4.1	mg/kg	04-021-ICP2	20/08/2020 to 24/08/2020
Phosphorus (Colwell)	14	mg/kg	04-013-COL_P	19/08/2020 to 21/08/2020
Phosphorus Buffer Index (PBI-Col)	62		04-020-ICP17	21/08/2020 to 21/08/2020
Potassium (Amm-acet.)	0.92	cmol(+)/kg	04-026-ICP8	20/08/2020 to 24/08/2020
Calcium (Amm-acet.)	3.3	cmol(+)/kg	04-026-ICP8	20/08/2020 to 24/08/2020
Magnesium (Amm-acet.)	1.1	cmol(+)/kg	04-026-ICP8	20/08/2020 to 24/08/2020
Sodium (Amm-acet.)	0.053	cmol(+)/kg	04-026-ICP8	20/08/2020 to 24/08/2020
Aluminium (KCl)	10	mg/kg	04-027-ICP9	20/08/2020 to 24/08/2020
Aluminium (KCl)	0.11	cmol(+)/kg	04-027-ICP9	20/08/2020 to 24/08/2020
Cation Exchange Capacity (Amm-acet.)	5.48	cmol(+)/kg	04-026-ICP8	24/08/2020 to 24/08/2020
Sodium % of cations	0.97	%	04-026-ICP8	24/08/2020 to 24/08/2020

Nutrient Advantage Laboratory Services

Nutrient Advantage is a trademark of Incitec Pivot Limited
Incitec Pivot Limited - ABN 42 004 080 264
8 South Rd, Werribee Vic 3030
Toll-free: 1800 803 453 Fax: (61 3) 9974 0699
Enquiries: lab.feedback@incitecpivot.com.au

Disclaimer: This analysis report is prepared solely for the client listed above. To the extent permitted by law, Incitec Pivot Limited excludes all liability in connection with this report and, where liability cannot be excluded, limits its liability, at its election, to the re-supply of the analysis services or the cost of the re-supply of such services.

SOIL ANALYSIS REPORT

Report Number: 634872

Sample Number: 022072104	Paddock Name: MT008515	Date Received: 18-Aug-2020
Test Code: 2017-083		Date of Report: 27-Oct-2020
Purchase Order No: TPG		
Grower Name: SUSTAINABLE SOIL MANAG		

Analyte	Result	Units	Method Code	Analyte Testing Period
Aluminium % of Cations	2.0	%	04-026-ICP8	24/08/2020 to 24/08/2020
Calcium/Magnesium Ratio	3.0		04-026-ICP8	20/08/2020 to 24/08/2020
pH (1:5 Water)	5.9		04-031-PH	19/08/2020 to 20/08/2020
Electrical Conductivity (1:5 water)	0.04	dS/m	04-031-PH	19/08/2020 to 20/08/2020
Chloride	<10	mg/kg	04-063-FIA3	19/08/2020 to 20/08/2020
Copper (DTPA)	0.84	mg/kg	04-024-ICP6	20/08/2020 to 21/08/2020
Zinc (DTPA)	0.28	mg/kg	04-024-ICP6	20/08/2020 to 21/08/2020
Manganese (DTPA)	48	mg/kg	04-024-ICP6	20/08/2020 to 21/08/2020
Iron (DTPA)	59	mg/kg	04-024-ICP6	20/08/2020 to 21/08/2020
Boron (Hot CaCl ₂)	0.40	mg/kg	04-025-ICP7	20/08/2020 to 24/08/2020
Molybdenum (Hot CaCl ₂) ^	<0.010	mg/kg	04-083-ICP27	20/08/2020 to 21/08/2020
Phosphorus Environmental Risk Index ^	0.23		04-020-ICP17	21/08/2020 to 21/08/2020

Sample condition on receipt: Suitable for testing.

The results pertain only to the sample submitted.

This document shall not be reproduced except in full.

Analyses performed on soil dried at 40°C and ground to 2mm or less.

^ NATA accreditation does not cover the performance of this service.

Accredited for compliance with ISO/IEC 17025 - Testing.

This results of the tests, calibrations and/or measurements included in this document are traceable to Australian/International standards.

Nutrient Advantage Laboratory Services

Nutrient Advantage is a trademark of Incitec Pivot Limited
Incitec Pivot Limited - ABN 42 004 080 264
8 South Rd, Werribee Vic 3030
Toll-free: 1800 803 453 Fax: (61 3) 9974 0699
Enquiries: lab.feedback@incitecpivot.com.au

Disclaimer: This analysis report is prepared solely for the client listed above. To the extent permitted by law, Incitec Pivot Limited excludes all liability in connection with this report and, where liability cannot be excluded, limits its liability, at its election, to the re-supply of the analysis services or the cost of the re-supply of such services.

SOIL ANALYSIS REPORT

Report Number: 634873

Sustainable Soils Management P/L
PO Box 130
WARREN
NSW 2824



Report Authorised
Paul Kennelly
Laboratory Manager
NATA Accredited Laboratory
Number: 11958

Sample Number: 022072103	Paddock Name: MT0081530	Date Received: 18-Aug-2020
Test Code: 2017-065		Date of Report: 27-Oct-2020
Purchase Order No: TPG		
Grower Name: SUSTAINABLE SOIL MANAG		

Analyte	Result	Units	Method Code	Analyte Testing Period
2 hour natural aggregate ^	1			20/08/2020 to 20/08/2020
2 hour remoulded aggregate ^	3			20/08/2020 to 20/08/2020
20 hour natural aggregate ^	1			20/08/2020 to 20/08/2020
20 hour remoulded aggregate ^	3			20/08/2020 to 20/08/2020
Available Potassium ^	200	mg/kg	04-026-ICP8	20/08/2020 to 24/08/2020
Calcium % of Cations	61	%	04-026-ICP8	24/08/2020 to 24/08/2020
Emerson Class ^	2			20/08/2020 to 20/08/2020
Grass Tetany Risk Index ^	0.098		04-026-ICP8	20/08/2020 to 24/08/2020
Magnesium % of Cations	28	%	04-026-ICP8	24/08/2020 to 24/08/2020
Potassium % of Cations	8.6	%	04-026-ICP8	24/08/2020 to 24/08/2020
Slaking ^	0			20/08/2020 to 20/08/2020
pH (1:5 CaCl2)	5.4		04-031-PH	19/08/2020 to 20/08/2020
Nitrate Nitrogen	2.3	mg/kg	04-063-FIA3	19/08/2020 to 20/08/2020
Ammonium Nitrogen	0.71	mg/kg	04-063-FIA3	19/08/2020 to 20/08/2020
Potassium (Amm-acet.)	0.52	cmol(+)/kg	04-026-ICP8	20/08/2020 to 24/08/2020
Calcium (Amm-acet.)	3.6	cmol(+)/kg	04-026-ICP8	20/08/2020 to 24/08/2020
Magnesium (Amm-acet.)	1.7	cmol(+)/kg	04-026-ICP8	20/08/2020 to 24/08/2020
Sodium (Amm-acet.)	0.051	cmol(+)/kg	04-026-ICP8	20/08/2020 to 24/08/2020
Aluminium (KCl)	9.6	mg/kg	04-027-ICP9	20/08/2020 to 24/08/2020
Aluminium (KCl)	0.11	cmol(+)/kg	04-027-ICP9	20/08/2020 to 24/08/2020
Cation Exchange Capacity (Amm-acet.)	6.00	cmol(+)/kg	04-026-ICP8	24/08/2020 to 24/08/2020
Sodium % of cations	0.85	%	04-026-ICP8	24/08/2020 to 24/08/2020
Aluminium % of Cations	1.8	%	04-026-ICP8	24/08/2020 to 24/08/2020
Calcium/Magnesium Ratio	2.1		04-026-ICP8	20/08/2020 to 24/08/2020
pH (1:5 Water)	6.6		04-031-PH	19/08/2020 to 20/08/2020
Electrical Conductivity (1:5 water)	0.02	dS/m	04-031-PH	19/08/2020 to 20/08/2020
Chloride	<10	mg/kg	04-063-FIA3	19/08/2020 to 20/08/2020

Nutrient Advantage Laboratory Services

Nutrient Advantage is a trademark of Incitec Pivot Limited
Incitec Pivot Limited - ABN 42 004 080 264
8 South Rd, Werribee Vic 3030
Toll-free: 1800 803 453 Fax: (61 3) 9974 0699
Enquiries: lab.feedback@incitecpivot.com.au

Disclaimer: This analysis report is prepared solely for the client listed above. To the extent permitted by law, Incitec Pivot Limited excludes all liability in connection with this report and, where liability cannot be excluded, limits its liability, at its election, to the re-supply of the analysis services or the cost of the re-supply of such services.

Report Number: 634873

Sample condition on receipt: Suitable for testing.

The results pertain only to the sample submitted.

This document shall not be reproduced except in full.

Analyses performed on soil dried at 40°C and ground to 2mm or less.

^ NATA accreditation does not cover the performance of this service.

Accredited for compliance with ISO/IEC 17025 - Testing.

This results of the tests, calibrations and/or measurements included in this document are traceable to Australian/International standards.

Nutrient Advantage Laboratory Services

Nutrient Advantage is a trademark of Incitec Pivot Limited

Incitec Pivot Limited - ABN 42 004 080 264

8 South Rd, Werribee Vic 3030

Toll-free: 1800 803 453 Fax: (61 3) 9974 0699

Enquiries: lab.feedback@incitecpivot.com.au

Disclaimer: This analysis report is prepared solely for the client listed above. To the extent permitted by law, Incitec Pivot Limited excludes all liability in connection with this report and, where liability cannot be excluded, limits its liability, at its election, to the re-supply of the analysis services or the cost of the re-supply of such services.

SOIL ANALYSIS REPORT

Report Number: 634874

Sustainable Soils Management P/L
PO Box 130
WARREN
NSW 2824



Report Authorised
Paul Kennelly
Laboratory Manager
NATA Accredited Laboratory
Number: 11958

Sample Number: 022072102	Paddock Name: MT0083060	Date Received: 18-Aug-2020
Test Code: 2017-065		Date of Report: 27-Oct-2020
Purchase Order No: TPG		
Grower Name: SUSTAINABLE SOIL MANAG		

Analyte	Result	Units	Method Code	Analyte Testing Period
2 hour natural aggregate ^	1			20/08/2020 to 20/08/2020
2 hour remoulded aggregate ^	3			20/08/2020 to 20/08/2020
20 hour natural aggregate ^	1			20/08/2020 to 20/08/2020
20 hour remoulded aggregate ^	4			20/08/2020 to 20/08/2020
Available Potassium ^	270	mg/kg	04-026-ICP8	20/08/2020 to 24/08/2020
Calcium % of Cations	55	%	04-026-ICP8	24/08/2020 to 24/08/2020
Emerson Class ^	2			20/08/2020 to 20/08/2020
Grass Tetany Risk Index ^	0.054		04-026-ICP8	20/08/2020 to 24/08/2020
Magnesium % of Cations	38	%	04-026-ICP8	24/08/2020 to 24/08/2020
Potassium % of Cations	5.1	%	04-026-ICP8	24/08/2020 to 24/08/2020
Slaking ^	0			20/08/2020 to 20/08/2020
pH (1:5 CaCl2)	6.4		04-031-PH	19/08/2020 to 20/08/2020
Nitrate Nitrogen	1.3	mg/kg	04-063-FIA3	19/08/2020 to 20/08/2020
Ammonium Nitrogen	1.2	mg/kg	04-063-FIA3	19/08/2020 to 20/08/2020
Potassium (Amm-acet.)	0.69	cmol(+)/kg	04-026-ICP8	20/08/2020 to 24/08/2020
Calcium (Amm-acet.)	7.5	cmol(+)/kg	04-026-ICP8	20/08/2020 to 24/08/2020
Magnesium (Amm-acet.)	5.2	cmol(+)/kg	04-026-ICP8	20/08/2020 to 24/08/2020
Sodium (Amm-acet.)	0.21	cmol(+)/kg	04-026-ICP8	20/08/2020 to 24/08/2020
Aluminium (KCl)	<9.0	mg/kg	04-027-ICP9	20/08/2020 to 24/08/2020
Aluminium (KCl)	<0.10	cmol(+)/kg	04-027-ICP9	20/08/2020 to 24/08/2020
Cation Exchange Capacity (Amm-acet.)	13.5	cmol(+)/kg	04-026-ICP8	24/08/2020 to 24/08/2020
Sodium % of cations	1.5	%	04-026-ICP8	24/08/2020 to 24/08/2020
Aluminium % of Cations	<1	%	04-026-ICP8	24/08/2020 to 24/08/2020
Calcium/Magnesium Ratio	1.4		04-026-ICP8	20/08/2020 to 24/08/2020
pH (1:5 Water)	7.6		04-031-PH	19/08/2020 to 20/08/2020
Electrical Conductivity (1:5 water)	0.03	dS/m	04-031-PH	19/08/2020 to 20/08/2020
Chloride	<10	mg/kg	04-063-FIA3	19/08/2020 to 20/08/2020

Nutrient Advantage Laboratory Services

Nutrient Advantage is a trademark of Incitec Pivot Limited
Incitec Pivot Limited - ABN 42 004 080 264
8 South Rd, Werribee Vic 3030
Toll-free: 1800 803 453 Fax: (61 3) 9974 0699
Enquiries: lab.feedback@incitecpivot.com.au

Disclaimer: This analysis report is prepared solely for the client listed above. To the extent permitted by law, Incitec Pivot Limited excludes all liability in connection with this report and, where liability cannot be excluded, limits its liability, at its election, to the re-supply of the analysis services or the cost of the re-supply of such services.

Report Number: 634874

Sample condition on receipt: Suitable for testing.

The results pertain only to the sample submitted.

This document shall not be reproduced except in full.

Analyses performed on soil dried at 40°C and ground to 2mm or less.

^ NATA accreditation does not cover the performance of this service.

Accredited for compliance with ISO/IEC 17025 - Testing.

This results of the tests, calibrations and/or measurements included in this document are traceable to Australian/International standards.

Nutrient Advantage Laboratory Services

Nutrient Advantage is a trademark of Incitec Pivot Limited

Incitec Pivot Limited - ABN 42 004 080 264

8 South Rd, Werribee Vic 3030

Toll-free: 1800 803 453 Fax: (61 3) 9974 0699

Enquiries: lab.feedback@incitecpivot.com.au

Disclaimer: This analysis report is prepared solely for the client listed above. To the extent permitted by law, Incitec Pivot Limited excludes all liability in connection with this report and, where liability cannot be excluded, limits its liability, at its election, to the re-supply of the analysis services or the cost of the re-supply of such services.

SOIL ANALYSIS REPORT

Report Number: 634875

Sustainable Soils Management P/L
PO Box 130
WARREN
NSW 2824



Report Authorised
Paul Kennelly
Laboratory Manager
NATA Accredited Laboratory
Number: 11958

Sample Number: 022072101	Paddock Name: MT00860100	Date Received: 18-Aug-2020
Test Code: 2017-065		Date of Report: 27-Oct-2020
Purchase Order No: TPG		
Grower Name: SUSTAINABLE SOIL MANAG		

Analyte	Result	Units	Method Code	Analyte Testing Period
2 hour natural aggregate ^	0			20/08/2020 to 20/08/2020
2 hour remoulded aggregate ^	3			20/08/2020 to 20/08/2020
20 hour natural aggregate ^	1			20/08/2020 to 20/08/2020
20 hour remoulded aggregate ^	3			20/08/2020 to 20/08/2020
Available Potassium ^	310	mg/kg	04-026-ICP8	20/08/2020 to 24/08/2020
Calcium % of Cations	52	%	04-026-ICP8	24/08/2020 to 24/08/2020
Emerson Class ^	3			20/08/2020 to 20/08/2020
Grass Tetany Risk Index ^	0.068		04-026-ICP8	20/08/2020 to 24/08/2020
Magnesium % of Cations	39	%	04-026-ICP8	24/08/2020 to 24/08/2020
Potassium % of Cations	6.1	%	04-026-ICP8	24/08/2020 to 24/08/2020
Slaking ^	0			20/08/2020 to 20/08/2020
pH (1:5 CaCl2)	7.7		04-031-PH	19/08/2020 to 20/08/2020
Nitrate Nitrogen	1.7	mg/kg	04-063-FIA3	19/08/2020 to 20/08/2020
Ammonium Nitrogen	<0.60	mg/kg	04-063-FIA3	19/08/2020 to 20/08/2020
Potassium (Amm-acet.)	0.79	cmol(+)/kg	04-026-ICP8	20/08/2020 to 24/08/2020
Calcium (Amm-acet.)	6.7	cmol(+)/kg	04-026-ICP8	20/08/2020 to 24/08/2020
Magnesium (Amm-acet.)	5.0	cmol(+)/kg	04-026-ICP8	20/08/2020 to 24/08/2020
Sodium (Amm-acet.)	0.43	cmol(+)/kg	04-026-ICP8	20/08/2020 to 24/08/2020
Aluminium (KCl)	<9.0	mg/kg	04-027-ICP9	20/08/2020 to 24/08/2020
Aluminium (KCl)	<0.10	cmol(+)/kg	04-027-ICP9	20/08/2020 to 24/08/2020
Cation Exchange Capacity (Amm-acet.)	12.9	cmol(+)/kg	04-026-ICP8	24/08/2020 to 24/08/2020
Sodium % of cations	3.3	%	04-026-ICP8	24/08/2020 to 24/08/2020
Aluminium % of Cations	<1	%	04-026-ICP8	24/08/2020 to 24/08/2020
Calcium/Magnesium Ratio	1.3		04-026-ICP8	20/08/2020 to 24/08/2020
pH (1:5 Water)	8.5		04-031-PH	19/08/2020 to 20/08/2020
Electrical Conductivity (1:5 water)	0.08	dS/m	04-031-PH	19/08/2020 to 20/08/2020
Chloride	<10	mg/kg	04-063-FIA3	19/08/2020 to 20/08/2020

Nutrient Advantage Laboratory Services

Nutrient Advantage is a trademark of Incitec Pivot Limited
Incitec Pivot Limited - ABN 42 004 080 264
8 South Rd, Werribee Vic 3030
Toll-free: 1800 803 453 Fax: (61 3) 9974 0699
Enquiries: lab.feedback@incitecpivot.com.au

Disclaimer: This analysis report is prepared solely for the client listed above. To the extent permitted by law, Incitec Pivot Limited excludes all liability in connection with this report and, where liability cannot be excluded, limits its liability, at its election, to the re-supply of the analysis services or the cost of the re-supply of such services.

Report Number: 634875

Sample condition on receipt: Suitable for testing.

The results pertain only to the sample submitted.

This document shall not be reproduced except in full.

Analyses performed on soil dried at 40°C and ground to 2mm or less.

^ NATA accreditation does not cover the performance of this service.

Accredited for compliance with ISO/IEC 17025 - Testing.

This results of the tests, calibrations and/or measurements included in this document are traceable to Australian/International standards.

Nutrient Advantage Laboratory Services

Nutrient Advantage is a trademark of Incitec Pivot Limited

Incitec Pivot Limited - ABN 42 004 080 264

8 South Rd, Werribee Vic 3030

Toll-free: 1800 803 453 Fax: (61 3) 9974 0699

Enquiries: lab.feedback@incitecpivot.com.au

Disclaimer: This analysis report is prepared solely for the client listed above. To the extent permitted by law, Incitec Pivot Limited excludes all liability in connection with this report and, where liability cannot be excluded, limits its liability, at its election, to the re-supply of the analysis services or the cost of the re-supply of such services.

SOIL ANALYSIS REPORT

Report Number: 634876

Sustainable Soils Management P/L
PO Box 130
WARREN
NSW 2824



Report Authorised
Paul Kennelly
Laboratory Manager
NATA Accredited Laboratory
Number: 11958

Sample Number: 022071999	Paddock Name: MT00905	Date Received: 18-Aug-2020
Test Code: 2017-083		Date of Report: 27-Oct-2020
Purchase Order No: TPG		
Grower Name: SUSTAINABLE SOIL MANAG		

Analyte	Result	Units	Method Code	Analyte Testing Period
2 hour natural aggregate ^	1			20/08/2020 to 20/08/2020
2 hour remoulded aggregate ^	2			20/08/2020 to 20/08/2020
20 hour natural aggregate ^	1			20/08/2020 to 20/08/2020
20 hour remoulded aggregate ^	2			20/08/2020 to 20/08/2020
Available Potassium ^	260	mg/kg	04-026-ICP8	20/08/2020 to 24/08/2020
Calcium % of Cations	44	%	04-026-ICP8	24/08/2020 to 24/08/2020
Emerson Class ^	2			20/08/2020 to 20/08/2020
Grass Tetany Risk Index ^	0.38		04-026-ICP8	20/08/2020 to 24/08/2020
Magnesium % of Cations	20	%	04-026-ICP8	24/08/2020 to 24/08/2020
Organic Matter (W&B * 1.72) ^	0.89	%	04-054-WCALC	24/08/2020 to 24/08/2020
Potassium % of Cations	25	%	04-026-ICP8	24/08/2020 to 24/08/2020
Slaking ^	0			20/08/2020 to 20/08/2020
Soil Colour	Red-brown		04-042-PHYS	24/08/2020 to 24/08/2020
Soil Texture	Sandy Loam		04-042-PHYS	24/08/2020 to 24/08/2020
pH (1:5 CaCl2)	4.6		04-031-PH	19/08/2020 to 20/08/2020
Electrical Conductivity (Sat. Ext.) ^	0.3	dS/m	04-054-WCALC	24/08/2020 to 24/08/2020
Organic Carbon (W&B)	0.52	%	04-018-UV1	19/08/2020 to 24/08/2020
Nitrate Nitrogen	6.0	mg/kg	04-063-FIA3	19/08/2020 to 20/08/2020
Ammonium Nitrogen	1.1	mg/kg	04-063-FIA3	19/08/2020 to 20/08/2020
Sulphur (KCl40)	4.0	mg/kg	04-021-ICP2	20/08/2020 to 24/08/2020
Phosphorus (Colwell)	14	mg/kg	04-013-COL_P	19/08/2020 to 21/08/2020
Phosphorus Buffer Index (PBI-Col)	31		04-020-ICP17	21/08/2020 to 21/08/2020
Potassium (Amm-acet.)	0.66	cmol(+)/kg	04-026-ICP8	20/08/2020 to 24/08/2020
Calcium (Amm-acet.)	1.2	cmol(+)/kg	04-026-ICP8	20/08/2020 to 24/08/2020
Magnesium (Amm-acet.)	0.53	cmol(+)/kg	04-026-ICP8	20/08/2020 to 24/08/2020
Sodium (Amm-acet.)	0.050	cmol(+)/kg	04-026-ICP8	20/08/2020 to 24/08/2020
Aluminium (KCl)	19	mg/kg	04-027-ICP9	20/08/2020 to 24/08/2020
Aluminium (KCl)	0.21	cmol(+)/kg	04-027-ICP9	20/08/2020 to 24/08/2020
Cation Exchange Capacity (Amm-acet.)	2.60	cmol(+)/kg	04-026-ICP8	24/08/2020 to 24/08/2020
Sodium % of cations	1.9	%	04-026-ICP8	24/08/2020 to 24/08/2020

Nutrient Advantage Laboratory Services

Nutrient Advantage is a trademark of Incitec Pivot Limited
Incitec Pivot Limited - ABN 42 004 080 264
8 South Rd, Werribee Vic 3030
Toll-free: 1800 803 453 Fax: (61 3) 9974 0699
Enquiries: lab.feedback@incitecpivot.com.au

Disclaimer: This analysis report is prepared solely for the client listed above. To the extent permitted by law, Incitec Pivot Limited excludes all liability in connection with this report and, where liability cannot be excluded, limits its liability, at its election, to the re-supply of the analysis services or the cost of the re-supply of such services.

SOIL ANALYSIS REPORT

Report Number: 634876

Sample Number: 022071999	Paddock Name: MT00905	Date Received: 18-Aug-2020
Test Code: 2017-083		Date of Report: 27-Oct-2020
Purchase Order No: TPG		
Grower Name: SUSTAINABLE SOIL MANAG		

Analyte	Result	Units	Method Code	Analyte Testing Period
Aluminium % of Cations	7.9	%	04-026-ICP8	24/08/2020 to 24/08/2020
Calcium/Magnesium Ratio	2.3		04-026-ICP8	20/08/2020 to 24/08/2020
pH (1:5 Water)	5.9		04-031-PH	19/08/2020 to 20/08/2020
Electrical Conductivity (1:5 water)	0.03	dS/m	04-031-PH	19/08/2020 to 20/08/2020
Chloride	<10	mg/kg	04-063-FIA3	19/08/2020 to 20/08/2020
Copper (DTPA)	0.38	mg/kg	04-024-ICP6	20/08/2020 to 21/08/2020
Zinc (DTPA)	0.15	mg/kg	04-024-ICP6	20/08/2020 to 21/08/2020
Manganese (DTPA)	16	mg/kg	04-024-ICP6	20/08/2020 to 21/08/2020
Iron (DTPA)	44	mg/kg	04-024-ICP6	20/08/2020 to 21/08/2020
Boron (Hot CaCl ₂)	0.26	mg/kg	04-025-ICP7	20/08/2020 to 24/08/2020
Molybdenum (Hot CaCl ₂) ^	<0.010	mg/kg	04-083-ICP27	20/08/2020 to 21/08/2020
Phosphorus Environmental Risk Index ^	0.45		04-020-ICP17	21/08/2020 to 21/08/2020

Sample condition on receipt: Suitable for testing.

The results pertain only to the sample submitted.

This document shall not be reproduced except in full.

Analyses performed on soil dried at 40°C and ground to 2mm or less.

^ NATA accreditation does not cover the performance of this service.

Accredited for compliance with ISO/IEC 17025 - Testing.

This results of the tests, calibrations and/or measurements included in this document are traceable to Australian/International standards.

Nutrient Advantage Laboratory Services

Nutrient Advantage is a trademark of Incitec Pivot Limited
Incitec Pivot Limited - ABN 42 004 080 264
8 South Rd, Werribee Vic 3030
Toll-free: 1800 803 453 Fax: (61 3) 9974 0699
Enquiries: lab.feedback@incitecpivot.com.au

Disclaimer: This analysis report is prepared solely for the client listed above. To the extent permitted by law, Incitec Pivot Limited excludes all liability in connection with this report and, where liability cannot be excluded, limits its liability, at its election, to the re-supply of the analysis services or the cost of the re-supply of such services.

SOIL ANALYSIS REPORT

Report Number: 634877

Sustainable Soils Management P/L
PO Box 130
WARREN
NSW 2824



Report Authorised
Paul Kennelly
Laboratory Manager
NATA Accredited Laboratory
Number: 11958

Sample Number: 022072005	Paddock Name: MT009515	Date Received: 18-Aug-2020
Test Code: 2017-083		Date of Report: 27-Oct-2020
Purchase Order No: TPG		
Grower Name: SUSTAINABLE SOIL MANAG		

Analyte	Result	Units	Method Code	Analyte Testing Period
2 hour natural aggregate ^	2			20/08/2020 to 20/08/2020
2 hour remoulded aggregate ^	3			20/08/2020 to 20/08/2020
20 hour natural aggregate ^	2			20/08/2020 to 20/08/2020
20 hour remoulded aggregate ^	3			20/08/2020 to 20/08/2020
Available Potassium ^	160	mg/kg	04-026-ICP8	20/08/2020 to 24/08/2020
Calcium % of Cations	54	%	04-026-ICP8	24/08/2020 to 24/08/2020
Emerson Class ^	2			20/08/2020 to 20/08/2020
Grass Tetany Risk Index ^	0.22		04-026-ICP8	20/08/2020 to 24/08/2020
Magnesium % of Cations	20	%	04-026-ICP8	24/08/2020 to 24/08/2020
Organic Matter (W&B * 1.72) ^	0.58	%	04-054-WCALC	24/08/2020 to 24/08/2020
Potassium % of Cations	16	%	04-026-ICP8	24/08/2020 to 24/08/2020
Slaking ^	0			20/08/2020 to 20/08/2020
Soil Colour	Red-brown		04-042-PHYS	24/08/2020 to 24/08/2020
Soil Texture	Clay Loam		04-042-PHYS	24/08/2020 to 24/08/2020
pH (1:5 CaCl2)	4.8		04-031-PH	19/08/2020 to 20/08/2020
Electrical Conductivity (Sat. Ext.) ^	0.2	dS/m	04-054-WCALC	24/08/2020 to 24/08/2020
Organic Carbon (W&B)	0.34	%	04-018-UV1	19/08/2020 to 24/08/2020
Nitrate Nitrogen	2.1	mg/kg	04-063-FIA3	19/08/2020 to 20/08/2020
Ammonium Nitrogen	0.73	mg/kg	04-063-FIA3	19/08/2020 to 20/08/2020
Sulphur (KCl40)	3.7	mg/kg	04-021-ICP2	20/08/2020 to 24/08/2020
Phosphorus (Colwell)	9.7	mg/kg	04-013-COL_P	19/08/2020 to 21/08/2020
Phosphorus Buffer Index (PBI-Col)	34		04-020-ICP17	21/08/2020 to 21/08/2020
Potassium (Amm-acet.)	0.42	cmol(+)/kg	04-026-ICP8	20/08/2020 to 24/08/2020
Calcium (Amm-acet.)	1.4	cmol(+)/kg	04-026-ICP8	20/08/2020 to 24/08/2020
Magnesium (Amm-acet.)	0.53	cmol(+)/kg	04-026-ICP8	20/08/2020 to 24/08/2020
Sodium (Amm-acet.)	0.10	cmol(+)/kg	04-026-ICP8	20/08/2020 to 24/08/2020
Aluminium (KCl)	16	mg/kg	04-027-ICP9	20/08/2020 to 24/08/2020
Aluminium (KCl)	0.18	cmol(+)/kg	04-027-ICP9	20/08/2020 to 24/08/2020
Cation Exchange Capacity (Amm-acet.)	2.68	cmol(+)/kg	04-026-ICP8	24/08/2020 to 24/08/2020
Sodium % of cations	3.9	%	04-026-ICP8	24/08/2020 to 24/08/2020

Nutrient Advantage Laboratory Services

Nutrient Advantage is a trademark of Incitec Pivot Limited
Incitec Pivot Limited - ABN 42 004 080 264
8 South Rd, Werribee Vic 3030
Toll-free: 1800 803 453 Fax: (61 3) 9974 0699
Enquiries: lab.feedback@incitecpivot.com.au

Disclaimer: This analysis report is prepared solely for the client listed above. To the extent permitted by law, Incitec Pivot Limited excludes all liability in connection with this report and, where liability cannot be excluded, limits its liability, at its election, to the re-supply of the analysis services or the cost of the re-supply of such services.

SOIL ANALYSIS REPORT

Report Number: 634877

Sample Number: 022072005	Paddock Name: MT009515	Date Received: 18-Aug-2020
Test Code: 2017-083		Date of Report: 27-Oct-2020
Purchase Order No: TPG		
Grower Name: SUSTAINABLE SOIL MANAG		

Analyte	Result	Units	Method Code	Analyte Testing Period
Aluminium % of Cations	6.7	%	04-026-ICP8	24/08/2020 to 24/08/2020
Calcium/Magnesium Ratio	2.6		04-026-ICP8	20/08/2020 to 24/08/2020
pH (1:5 Water)	6.2		04-031-PH	19/08/2020 to 20/08/2020
Electrical Conductivity (1:5 water)	0.02	dS/m	04-031-PH	19/08/2020 to 20/08/2020
Chloride	<10	mg/kg	04-063-FIA3	19/08/2020 to 20/08/2020
Copper (DTPA)	0.34	mg/kg	04-024-ICP6	20/08/2020 to 21/08/2020
Zinc (DTPA)	0.056	mg/kg	04-024-ICP6	20/08/2020 to 21/08/2020
Manganese (DTPA)	15	mg/kg	04-024-ICP6	20/08/2020 to 21/08/2020
Iron (DTPA)	26	mg/kg	04-024-ICP6	20/08/2020 to 21/08/2020
Boron (Hot CaCl ₂)	0.29	mg/kg	04-025-ICP7	20/08/2020 to 24/08/2020
Molybdenum (Hot CaCl ₂) ^	<0.010	mg/kg	04-083-ICP27	20/08/2020 to 21/08/2020
Phosphorus Environmental Risk Index ^	0.29		04-020-ICP17	21/08/2020 to 21/08/2020

Sample condition on receipt: Suitable for testing.

The results pertain only to the sample submitted.

This document shall not be reproduced except in full.

Analyses performed on soil dried at 40°C and ground to 2mm or less.

^ NATA accreditation does not cover the performance of this service.

Accredited for compliance with ISO/IEC 17025 - Testing.

This results of the tests, calibrations and/or measurements included in this document are traceable to Australian/International standards.

Nutrient Advantage Laboratory Services

Nutrient Advantage is a trademark of Incitec Pivot Limited
Incitec Pivot Limited - ABN 42 004 080 264
8 South Rd, Werribee Vic 3030
Toll-free: 1800 803 453 Fax: (61 3) 9974 0699
Enquiries: lab.feedback@incitecpivot.com.au

Disclaimer: This analysis report is prepared solely for the client listed above. To the extent permitted by law, Incitec Pivot Limited excludes all liability in connection with this report and, where liability cannot be excluded, limits its liability, at its election, to the re-supply of the analysis services or the cost of the re-supply of such services.

SOIL ANALYSIS REPORT

Report Number: 634878

Sustainable Soils Management P/L
PO Box 130
WARREN
NSW 2824



Report Authorised
Paul Kennelly
Laboratory Manager
NATA Accredited Laboratory
Number: 11958

Sample Number: 022072004	Paddock Name: MT0091530	Date Received: 18-Aug-2020
Test Code: 2017-065		Date of Report: 27-Oct-2020
Purchase Order No: TPG		
Grower Name: SUSTAINABLE SOIL MANAG		

Analyte	Result	Units	Method Code	Analyte Testing Period
2 hour natural aggregate ^	2			20/08/2020 to 20/08/2020
2 hour remoulded aggregate ^	3			20/08/2020 to 20/08/2020
20 hour natural aggregate ^	3			20/08/2020 to 20/08/2020
20 hour remoulded aggregate ^	3			20/08/2020 to 20/08/2020
Available Potassium ^	76	mg/kg	04-026-ICP8	20/08/2020 to 24/08/2020
Calcium % of Cations	52	%	04-026-ICP8	24/08/2020 to 24/08/2020
Emerson Class ^	8			20/08/2020 to 20/08/2020
Grass Tetany Risk Index ^	0.13		04-026-ICP8	20/08/2020 to 24/08/2020
Magnesium % of Cations	27	%	04-026-ICP8	24/08/2020 to 24/08/2020
Potassium % of Cations	10	%	04-026-ICP8	24/08/2020 to 24/08/2020
Slaking ^	1			20/08/2020 to 20/08/2020
pH (1:5 CaCl2)	5.4		04-031-PH	19/08/2020 to 20/08/2020
Nitrate Nitrogen	1.5	mg/kg	04-063-FIA3	19/08/2020 to 20/08/2020
Ammonium Nitrogen	1.0	mg/kg	04-063-FIA3	19/08/2020 to 20/08/2020
Potassium (Amm-acet.)	0.19	cmol(+)/kg	04-026-ICP8	20/08/2020 to 24/08/2020
Calcium (Amm-acet.)	0.97	cmol(+)/kg	04-026-ICP8	20/08/2020 to 24/08/2020
Magnesium (Amm-acet.)	0.50	cmol(+)/kg	04-026-ICP8	20/08/2020 to 24/08/2020
Sodium (Amm-acet.)	0.20	cmol(+)/kg	04-026-ICP8	20/08/2020 to 24/08/2020
Aluminium (KCl)	<9.0	mg/kg	04-027-ICP9	20/08/2020 to 24/08/2020
Aluminium (KCl)	<0.10	cmol(+)/kg	04-027-ICP9	20/08/2020 to 24/08/2020
Cation Exchange Capacity (Amm-acet.)	1.86	cmol(+)/kg	04-026-ICP8	24/08/2020 to 24/08/2020
Sodium % of cations	11	%	04-026-ICP8	24/08/2020 to 24/08/2020
Aluminium % of Cations	<1	%	04-026-ICP8	24/08/2020 to 24/08/2020
Calcium/Magnesium Ratio	1.9		04-026-ICP8	20/08/2020 to 24/08/2020
pH (1:5 Water)	7.0		04-031-PH	19/08/2020 to 20/08/2020
Electrical Conductivity (1:5 water)	0.02	dS/m	04-031-PH	19/08/2020 to 20/08/2020
Chloride	13	mg/kg	04-063-FIA3	19/08/2020 to 20/08/2020

Nutrient Advantage Laboratory Services

Nutrient Advantage is a trademark of Incitec Pivot Limited
Incitec Pivot Limited - ABN 42 004 080 264
8 South Rd, Werribee Vic 3030
Toll-free: 1800 803 453 Fax: (61 3) 9974 0699
Enquiries: lab.feedback@incitecpivot.com.au

Disclaimer: This analysis report is prepared solely for the client listed above. To the extent permitted by law, Incitec Pivot Limited excludes all liability in connection with this report and, where liability cannot be excluded, limits its liability, at its election, to the re-supply of the analysis services or the cost of the re-supply of such services.

Report Number: 634878

Sample condition on receipt: Suitable for testing.

The results pertain only to the sample submitted.

This document shall not be reproduced except in full.

Analyses performed on soil dried at 40°C and ground to 2mm or less.

^ NATA accreditation does not cover the performance of this service.

Accredited for compliance with ISO/IEC 17025 - Testing.

This results of the tests, calibrations and/or measurements included in this document are traceable to Australian/International standards.

Nutrient Advantage Laboratory Services

Nutrient Advantage is a trademark of Incitec Pivot Limited

Incitec Pivot Limited - ABN 42 004 080 264

8 South Rd, Werribee Vic 3030

Toll-free: 1800 803 453 Fax: (61 3) 9974 0699

Enquiries: lab.feedback@incitecpivot.com.au

Disclaimer: This analysis report is prepared solely for the client listed above. To the extent permitted by law, Incitec Pivot Limited excludes all liability in connection with this report and, where liability cannot be excluded, limits its liability, at its election, to the re-supply of the analysis services or the cost of the re-supply of such services.

SOIL ANALYSIS REPORT

Report Number: 634879

Sustainable Soils Management P/L
PO Box 130
WARREN
NSW 2824



Report Authorised
Paul Kennelly
Laboratory Manager
NATA Accredited Laboratory
Number: 11958

Sample Number: 022072003	Paddock Name: MT0093060	Date Received: 18-Aug-2020
Test Code: 2017-065		Date of Report: 27-Oct-2020
Purchase Order No: TPG		
Grower Name: SUSTAINABLE SOIL MANAG		

Analyte	Result	Units	Method Code	Analyte Testing Period
2 hour natural aggregate ^	3			20/08/2020 to 20/08/2020
2 hour remoulded aggregate ^	4			20/08/2020 to 20/08/2020
20 hour natural aggregate ^	3			20/08/2020 to 20/08/2020
20 hour remoulded aggregate ^	4			20/08/2020 to 20/08/2020
Available Potassium ^	220	mg/kg	04-026-ICP8	20/08/2020 to 24/08/2020
Calcium % of Cations	28	%	04-026-ICP8	24/08/2020 to 24/08/2020
Emerson Class ^	2			20/08/2020 to 20/08/2020
Grass Tetany Risk Index ^	0.070		04-026-ICP8	20/08/2020 to 24/08/2020
Magnesium % of Cations	50	%	04-026-ICP8	24/08/2020 to 24/08/2020
Potassium % of Cations	5.5	%	04-026-ICP8	24/08/2020 to 24/08/2020
Slaking ^	0			20/08/2020 to 20/08/2020
pH (1:5 CaCl2)	7.1		04-031-PH	19/08/2020 to 20/08/2020
Nitrate Nitrogen	1.6	mg/kg	04-063-FIA3	19/08/2020 to 20/08/2020
Ammonium Nitrogen	0.92	mg/kg	04-063-FIA3	19/08/2020 to 20/08/2020
Potassium (Amm-acet.)	0.55	cmol(+)/kg	04-026-ICP8	20/08/2020 to 24/08/2020
Calcium (Amm-acet.)	2.9	cmol(+)/kg	04-026-ICP8	20/08/2020 to 24/08/2020
Magnesium (Amm-acet.)	5.0	cmol(+)/kg	04-026-ICP8	20/08/2020 to 24/08/2020
Sodium (Amm-acet.)	1.7	cmol(+)/kg	04-026-ICP8	20/08/2020 to 24/08/2020
Aluminium (KCl)	<9.0	mg/kg	04-027-ICP9	20/08/2020 to 24/08/2020
Aluminium (KCl)	<0.10	cmol(+)/kg	04-027-ICP9	20/08/2020 to 24/08/2020
Cation Exchange Capacity (Amm-acet.)	10.1	cmol(+)/kg	04-026-ICP8	24/08/2020 to 24/08/2020
Sodium % of cations	17	%	04-026-ICP8	24/08/2020 to 24/08/2020
Aluminium % of Cations	<1	%	04-026-ICP8	24/08/2020 to 24/08/2020
Calcium/Magnesium Ratio	0.58		04-026-ICP8	20/08/2020 to 24/08/2020
pH (1:5 Water)	8.6		04-031-PH	19/08/2020 to 20/08/2020
Electrical Conductivity (1:5 water)	0.09	dS/m	04-031-PH	19/08/2020 to 20/08/2020
Chloride	27	mg/kg	04-063-FIA3	19/08/2020 to 20/08/2020

Nutrient Advantage Laboratory Services

Nutrient Advantage is a trademark of Incitec Pivot Limited
Incitec Pivot Limited - ABN 42 004 080 264
8 South Rd, Werribee Vic 3030
Toll-free: 1800 803 453 Fax: (61 3) 9974 0699
Enquiries: lab.feedback@incitecpivot.com.au

Disclaimer: This analysis report is prepared solely for the client listed above. To the extent permitted by law, Incitec Pivot Limited excludes all liability in connection with this report and, where liability cannot be excluded, limits its liability, at its election, to the re-supply of the analysis services or the cost of the re-supply of such services.

Report Number: 634879

Sample condition on receipt: Suitable for testing.

The results pertain only to the sample submitted.

This document shall not be reproduced except in full.

Analyses performed on soil dried at 40°C and ground to 2mm or less.

^ NATA accreditation does not cover the performance of this service.

Accredited for compliance with ISO/IEC 17025 - Testing.

This results of the tests, calibrations and/or measurements included in this document are traceable to Australian/International standards.

Nutrient Advantage Laboratory Services

Nutrient Advantage is a trademark of Incitec Pivot Limited

Incitec Pivot Limited - ABN 42 004 080 264

8 South Rd, Werribee Vic 3030

Toll-free: 1800 803 453 Fax: (61 3) 9974 0699

Enquiries: lab.feedback@incitecpivot.com.au

Disclaimer: This analysis report is prepared solely for the client listed above. To the extent permitted by law, Incitec Pivot Limited excludes all liability in connection with this report and, where liability cannot be excluded, limits its liability, at its election, to the re-supply of the analysis services or the cost of the re-supply of such services.

SOIL ANALYSIS REPORT

Report Number: 634880

Sustainable Soils Management P/L
PO Box 130
WARREN
NSW 2824



Report Authorised
Paul Kennelly
Laboratory Manager
NATA Accredited Laboratory
Number: 11958

Sample Number: 022072002	Paddock Name: MT00960100	Date Received: 18-Aug-2020
Test Code: 2017-065		Date of Report: 27-Oct-2020
Purchase Order No: TPG		
Grower Name: SUSTAINABLE SOIL MANAG		

Analyte	Result	Units	Method Code	Analyte Testing Period
2 hour natural aggregate ^	3			20/08/2020 to 20/08/2020
2 hour remoulded aggregate ^	4			20/08/2020 to 20/08/2020
20 hour natural aggregate ^	3			20/08/2020 to 20/08/2020
20 hour remoulded aggregate ^	4			20/08/2020 to 20/08/2020
Available Potassium ^	240	mg/kg	04-026-ICP8	20/08/2020 to 24/08/2020
Calcium % of Cations	17	%	04-026-ICP8	24/08/2020 to 24/08/2020
Emerson Class ^	2			20/08/2020 to 20/08/2020
Grass Tetany Risk Index ^	0.077		04-026-ICP8	20/08/2020 to 24/08/2020
Magnesium % of Cations	51	%	04-026-ICP8	24/08/2020 to 24/08/2020
Potassium % of Cations	5.3	%	04-026-ICP8	24/08/2020 to 24/08/2020
Slaking ^	0			20/08/2020 to 20/08/2020
pH (1:5 CaCl2)	7.8		04-031-PH	19/08/2020 to 20/08/2020
Nitrate Nitrogen	1.4	mg/kg	04-063-FIA3	19/08/2020 to 20/08/2020
Ammonium Nitrogen	0.76	mg/kg	04-063-FIA3	19/08/2020 to 20/08/2020
Potassium (Amm-acet.)	0.61	cmol(+)/kg	04-026-ICP8	20/08/2020 to 24/08/2020
Calcium (Amm-acet.)	2.0	cmol(+)/kg	04-026-ICP8	20/08/2020 to 24/08/2020
Magnesium (Amm-acet.)	5.9	cmol(+)/kg	04-026-ICP8	20/08/2020 to 24/08/2020
Sodium (Amm-acet.)	3.0	cmol(+)/kg	04-026-ICP8	20/08/2020 to 24/08/2020
Aluminium (KCl)	<9.0	mg/kg	04-027-ICP9	20/08/2020 to 24/08/2020
Aluminium (KCl)	<0.10	cmol(+)/kg	04-027-ICP9	20/08/2020 to 24/08/2020
Cation Exchange Capacity (Amm-acet.)	11.5	cmol(+)/kg	04-026-ICP8	24/08/2020 to 24/08/2020
Sodium % of cations	26	%	04-026-ICP8	24/08/2020 to 24/08/2020
Aluminium % of Cations	<1	%	04-026-ICP8	24/08/2020 to 24/08/2020
Calcium/Magnesium Ratio	0.34		04-026-ICP8	20/08/2020 to 24/08/2020
pH (1:5 Water)	9.1		04-031-PH	19/08/2020 to 20/08/2020
Electrical Conductivity (1:5 water)	0.18	dS/m	04-031-PH	19/08/2020 to 20/08/2020
Chloride	96	mg/kg	04-063-FIA3	19/08/2020 to 20/08/2020

Nutrient Advantage Laboratory Services

Nutrient Advantage is a trademark of Incitec Pivot Limited
Incitec Pivot Limited - ABN 42 004 080 264
8 South Rd, Werribee Vic 3030
Toll-free: 1800 803 453 Fax: (61 3) 9974 0699
Enquiries: lab.feedback@incitecpivot.com.au

Disclaimer: This analysis report is prepared solely for the client listed above. To the extent permitted by law, Incitec Pivot Limited excludes all liability in connection with this report and, where liability cannot be excluded, limits its liability, at its election, to the re-supply of the analysis services or the cost of the re-supply of such services.

Report Number: 634880

Sample condition on receipt: Suitable for testing.

The results pertain only to the sample submitted.

This document shall not be reproduced except in full.

Analyses performed on soil dried at 40°C and ground to 2mm or less.

^ NATA accreditation does not cover the performance of this service.

Accredited for compliance with ISO/IEC 17025 - Testing.

This results of the tests, calibrations and/or measurements included in this document are traceable to Australian/International standards.

Nutrient Advantage Laboratory Services

Nutrient Advantage is a trademark of Incitec Pivot Limited

Incitec Pivot Limited - ABN 42 004 080 264

8 South Rd, Werribee Vic 3030

Toll-free: 1800 803 453 Fax: (61 3) 9974 0699

Enquiries: lab.feedback@incitecpivot.com.au

Disclaimer: This analysis report is prepared solely for the client listed above. To the extent permitted by law, Incitec Pivot Limited excludes all liability in connection with this report and, where liability cannot be excluded, limits its liability, at its election, to the re-supply of the analysis services or the cost of the re-supply of such services.

SOIL ANALYSIS REPORT

Report Number: 634881

Sustainable Soils Management P/L
PO Box 130
WARREN
NSW 2824



Report Authorised
Paul Kennelly
Laboratory Manager
NATA Accredited Laboratory
Number: 11958

Sample Number: 022072058	Paddock Name: MT01005	Date Received: 18-Aug-2020
Test Code: 2017-082		Date of Report: 27-Oct-2020
Purchase Order No: TPG		
Grower Name: SUSTAINABLE SOIL MANAG		

Analyte	Result	Units	Method Code	Analyte Testing Period
2 hour natural aggregate ^	1			20/08/2020 to 20/08/2020
2 hour remoulded aggregate ^	4			20/08/2020 to 20/08/2020
20 hour natural aggregate ^	1			20/08/2020 to 20/08/2020
20 hour remoulded aggregate ^	4			20/08/2020 to 20/08/2020
Available Potassium ^	470	mg/kg	04-026-ICP8	20/08/2020 to 24/08/2020
Calcium % of Cations	60	%	04-026-ICP8	24/08/2020 to 24/08/2020
Emerson Class ^	2			20/08/2020 to 20/08/2020
Grass Tetany Risk Index ^	0.19		04-026-ICP8	20/08/2020 to 24/08/2020
Magnesium % of Cations	22	%	04-026-ICP8	24/08/2020 to 24/08/2020
Organic Matter (W&B * 1.72) ^	2.0	%	04-054-WCALC	25/08/2020 to 25/08/2020
Potassium % of Cations	16	%	04-026-ICP8	24/08/2020 to 24/08/2020
Slaking ^	0			20/08/2020 to 20/08/2020
Soil Colour	Brown		04-042-PHYS	24/08/2020 to 24/08/2020
Soil Texture	Clay		04-042-PHYS	24/08/2020 to 24/08/2020
pH (1:5 CaCl2)	5.0		04-031-PH	19/08/2020 to 20/08/2020
Electrical Conductivity (Sat. Ext.) ^	0.2	dS/m	04-054-WCALC	24/08/2020 to 24/08/2020
Organic Carbon (W&B)	1.17	%	04-018-UV1	19/08/2020 to 25/08/2020
Nitrate Nitrogen	4.5	mg/kg	04-063-FIA3	19/08/2020 to 20/08/2020
Ammonium Nitrogen	1.1	mg/kg	04-063-FIA3	19/08/2020 to 20/08/2020
Sulphur (KCl40)	2.9	mg/kg	04-021-ICP2	20/08/2020 to 24/08/2020
Phosphorus (Colwell)	15	mg/kg	04-013-COL_P	19/08/2020 to 21/08/2020
Phosphorus Buffer Index (PBI-Col)	53		04-020-ICP17	21/08/2020 to 21/08/2020
Potassium (Amm-acet.)	1.2	cmol(+)/kg	04-026-ICP8	20/08/2020 to 24/08/2020
Calcium (Amm-acet.)	4.6	cmol(+)/kg	04-026-ICP8	20/08/2020 to 24/08/2020
Magnesium (Amm-acet.)	1.7	cmol(+)/kg	04-026-ICP8	20/08/2020 to 24/08/2020
Sodium (Amm-acet.)	0.11	cmol(+)/kg	04-026-ICP8	20/08/2020 to 24/08/2020
Aluminium (KCl)	<9.0	mg/kg	04-027-ICP9	20/08/2020 to 24/08/2020
Aluminium (KCl)	<0.10	cmol(+)/kg	04-027-ICP9	20/08/2020 to 24/08/2020
Cation Exchange Capacity (Amm-acet.)	7.64	cmol(+)/kg	04-026-ICP8	24/08/2020 to 24/08/2020
Sodium % of cations	1.4	%	04-026-ICP8	24/08/2020 to 24/08/2020

Nutrient Advantage Laboratory Services

Nutrient Advantage is a trademark of Incitec Pivot Limited
Incitec Pivot Limited - ABN 42 004 080 264
8 South Rd, Werribee Vic 3030
Toll-free: 1800 803 453 Fax: (61 3) 9974 0699
Enquiries: lab.feedback@incitecpivot.com.au

Disclaimer: This analysis report is prepared solely for the client listed above. To the extent permitted by law, Incitec Pivot Limited excludes all liability in connection with this report and, where liability cannot be excluded, limits its liability, at its election, to the re-supply of the analysis services or the cost of the re-supply of such services.

SOIL ANALYSIS REPORT

Report Number: 634881

Sample Number: 022072058	Paddock Name: MT01005	Date Received: 18-Aug-2020
Test Code: 2017-082		Date of Report: 27-Oct-2020
Purchase Order No: TPG		
Grower Name: SUSTAINABLE SOIL MANAG		

Analyte	Result	Units	Method Code	Analyte Testing Period
Aluminium % of Cations	<1	%	04-026-ICP8	24/08/2020 to 24/08/2020
Calcium/Magnesium Ratio	2.7		04-026-ICP8	20/08/2020 to 24/08/2020
pH (1:5 Water)	6.3		04-031-PH	19/08/2020 to 20/08/2020
Electrical Conductivity (1:5 water)	0.03	dS/m	04-031-PH	19/08/2020 to 20/08/2020
Chloride	<10	mg/kg	04-063-FIA3	19/08/2020 to 20/08/2020
Copper (DTPA)	0.98	mg/kg	04-024-ICP6	20/08/2020 to 21/08/2020
Zinc (DTPA)	0.34	mg/kg	04-024-ICP6	20/08/2020 to 21/08/2020
Manganese (DTPA)	44	mg/kg	04-024-ICP6	20/08/2020 to 21/08/2020
Iron (DTPA)	35	mg/kg	04-024-ICP6	20/08/2020 to 21/08/2020
Boron (Hot CaCl2)	0.63	mg/kg	04-025-ICP7	20/08/2020 to 24/08/2020
Molybdenum (Hot CaCl2) ^	<0.010	mg/kg	04-083-ICP27	20/08/2020 to 21/08/2020
Phosphorus Environmental Risk Index ^	0.28		04-020-ICP17	21/08/2020 to 21/08/2020
Sand (Coarse) ^	19.4	%	04-001-SANSILCLAY	19/08/2020 to 25/08/2020
Sand (Fine) ^	44.2	%	04-001-SANSILCLAY	19/08/2020 to 25/08/2020
Silt ^	13.8	%	04-001-SANSILCLAY	19/08/2020 to 25/08/2020
Clay ^	22.6	%	04-001-SANSILCLAY	19/08/2020 to 25/08/2020
Texture (Calculated) ^			04-001-SANSILCLAY	19/08/2020 to 25/08/2020

Sample condition on receipt: Suitable for testing.

The results pertain only to the sample submitted.

This document shall not be reproduced except in full.

Analyses performed on soil dried at 40°C and ground to 2mm or less.

^ NATA accreditation does not cover the performance of this service.

Accredited for compliance with ISO/IEC 17025 - Testing.

This results of the tests, calibrations and/or measurements included in this document are traceable to Australian/International standards.

Nutrient Advantage Laboratory Services

Nutrient Advantage is a trademark of Incitec Pivot Limited
 Incitec Pivot Limited - ABN 42 004 080 264
 8 South Rd, Werribee Vic 3030
 Toll-free: 1800 803 453 Fax: (61 3) 9974 0699
 Enquiries: lab.feedback@incitecpivot.com.au

Disclaimer: This analysis report is prepared solely for the client listed above. To the extent permitted by law, Incitec Pivot Limited excludes all liability in connection with this report and, where liability cannot be excluded, limits its liability, at its election, to the re-supply of the analysis services or the cost of the re-supply of such services.

SOIL ANALYSIS REPORT

Report Number: 634882

Sustainable Soils Management P/L
PO Box 130
WARREN
NSW 2824



Report Authorised
Paul Kennelly
Laboratory Manager
NATA Accredited Laboratory
Number: 11958

Sample Number: 022072057	Paddock Name: MT010515	Date Received: 18-Aug-2020
Test Code: 2017-082		Date of Report: 27-Oct-2020
Purchase Order No: TPG		
Grower Name: SUSTAINABLE SOIL MANAG		

Analyte	Result	Units	Method Code	Analyte Testing Period
2 hour natural aggregate ^	1			20/08/2020 to 20/08/2020
2 hour remoulded aggregate ^	4			20/08/2020 to 20/08/2020
20 hour natural aggregate ^	1			20/08/2020 to 20/08/2020
20 hour remoulded aggregate ^	4			20/08/2020 to 20/08/2020
Available Potassium ^	350	mg/kg	04-026-ICP8	20/08/2020 to 24/08/2020
Calcium % of Cations	62	%	04-026-ICP8	24/08/2020 to 24/08/2020
Emerson Class ^	2			20/08/2020 to 20/08/2020
Grass Tetany Risk Index ^	0.12		04-026-ICP8	20/08/2020 to 24/08/2020
Magnesium % of Cations	25	%	04-026-ICP8	24/08/2020 to 24/08/2020
Organic Matter (W&B * 1.72) ^	1.2	%	04-054-WCALC	25/08/2020 to 25/08/2020
Potassium % of Cations	10	%	04-026-ICP8	24/08/2020 to 24/08/2020
Slaking ^	0			20/08/2020 to 20/08/2020
Soil Colour	Red-brown		04-042-PHYS	24/08/2020 to 24/08/2020
Soil Texture	Clay		04-042-PHYS	24/08/2020 to 24/08/2020
pH (1:5 CaCl2)	5.9		04-031-PH	19/08/2020 to 20/08/2020
Electrical Conductivity (Sat. Ext.) ^	0.2	dS/m	04-054-WCALC	24/08/2020 to 24/08/2020
Organic Carbon (W&B)	0.71	%	04-018-UV1	19/08/2020 to 25/08/2020
Nitrate Nitrogen	2.6	mg/kg	04-063-FIA3	19/08/2020 to 20/08/2020
Ammonium Nitrogen	0.99	mg/kg	04-063-FIA3	19/08/2020 to 20/08/2020
Sulphur (KCl40)	2.0	mg/kg	04-021-ICP2	24/08/2020 to 25/08/2020
Phosphorus (Colwell)	7.7	mg/kg	04-013-COL_P	19/08/2020 to 21/08/2020
Phosphorus Buffer Index (PBI-Col)	54		04-020-ICP17	21/08/2020 to 21/08/2020
Potassium (Amm-acet.)	0.91	cmol(+)/kg	04-026-ICP8	20/08/2020 to 24/08/2020
Calcium (Amm-acet.)	5.6	cmol(+)/kg	04-026-ICP8	20/08/2020 to 24/08/2020
Magnesium (Amm-acet.)	2.3	cmol(+)/kg	04-026-ICP8	20/08/2020 to 24/08/2020
Sodium (Amm-acet.)	0.090	cmol(+)/kg	04-026-ICP8	20/08/2020 to 24/08/2020
Aluminium (KCl)	9.5	mg/kg	04-027-ICP9	20/08/2020 to 24/08/2020
Aluminium (KCl)	0.11	cmol(+)/kg	04-027-ICP9	20/08/2020 to 24/08/2020
Cation Exchange Capacity (Amm-acet.)	8.96	cmol(+)/kg	04-026-ICP8	24/08/2020 to 24/08/2020
Sodium % of cations	1.0	%	04-026-ICP8	24/08/2020 to 24/08/2020

Nutrient Advantage Laboratory Services

Nutrient Advantage is a trademark of Incitec Pivot Limited
Incitec Pivot Limited - ABN 42 004 080 264
8 South Rd, Werribee Vic 3030
Toll-free: 1800 803 453 Fax: (61 3) 9974 0699
Enquiries: lab.feedback@incitecpivot.com.au

Disclaimer: This analysis report is prepared solely for the client listed above. To the extent permitted by law, Incitec Pivot Limited excludes all liability in connection with this report and, where liability cannot be excluded, limits its liability, at its election, to the re-supply of the analysis services or the cost of the re-supply of such services.

SOIL ANALYSIS REPORT

Report Number: 634882

Sample Number: 022072057	Paddock Name: MT010515	Date Received: 18-Aug-2020
Test Code: 2017-082		Date of Report: 27-Oct-2020
Purchase Order No: TPG		
Grower Name: SUSTAINABLE SOIL MANAG		

Analyte	Result	Units	Method Code	Analyte Testing Period
Aluminium % of Cations	1.2	%	04-026-ICP8	24/08/2020 to 24/08/2020
Calcium/Magnesium Ratio	2.4		04-026-ICP8	20/08/2020 to 24/08/2020
pH (1:5 Water)	7.1		04-031-PH	19/08/2020 to 20/08/2020
Electrical Conductivity (1:5 water)	0.03	dS/m	04-031-PH	19/08/2020 to 20/08/2020
Chloride	<10	mg/kg	04-063-FIA3	19/08/2020 to 20/08/2020
Copper (DTPA)	0.86	mg/kg	04-024-ICP6	20/08/2020 to 21/08/2020
Zinc (DTPA)	0.065	mg/kg	04-024-ICP6	20/08/2020 to 21/08/2020
Manganese (DTPA)	23	mg/kg	04-024-ICP6	20/08/2020 to 21/08/2020
Iron (DTPA)	13	mg/kg	04-024-ICP6	20/08/2020 to 21/08/2020
Boron (Hot CaCl ₂)	0.68	mg/kg	04-025-ICP7	20/08/2020 to 24/08/2020
Molybdenum (Hot CaCl ₂) ^	<0.010	mg/kg	04-083-ICP27	20/08/2020 to 21/08/2020
Phosphorus Environmental Risk Index ^	0.14		04-020-ICP17	21/08/2020 to 21/08/2020
Sand (Coarse) ^	21.2	%	04-001-SANSILCLAY	19/08/2020 to 25/08/2020
Sand (Fine) ^	36.8	%	04-001-SANSILCLAY	19/08/2020 to 25/08/2020
Silt ^	14.8	%	04-001-SANSILCLAY	19/08/2020 to 25/08/2020
Clay ^	27.2	%	04-001-SANSILCLAY	19/08/2020 to 25/08/2020
Texture (Calculated) ^			04-001-SANSILCLAY	19/08/2020 to 25/08/2020

Sample condition on receipt: Suitable for testing.

The results pertain only to the sample submitted.

This document shall not be reproduced except in full.

Analyses performed on soil dried at 40°C and ground to 2mm or less.

^ NATA accreditation does not cover the performance of this service.

Accredited for compliance with ISO/IEC 17025 - Testing.

This results of the tests, calibrations and/or measurements included in this document are traceable to Australian/International standards.

Nutrient Advantage Laboratory Services

Nutrient Advantage is a trademark of Incitec Pivot Limited
 Incitec Pivot Limited - ABN 42 004 080 264
 8 South Rd, Werribee Vic 3030
 Toll-free: 1800 803 453 Fax: (61 3) 9974 0699
 Enquiries: lab.feedback@incitecpivot.com.au

Disclaimer: This analysis report is prepared solely for the client listed above. To the extent permitted by law, Incitec Pivot Limited excludes all liability in connection with this report and, where liability cannot be excluded, limits its liability, at its election, to the re-supply of the analysis services or the cost of the re-supply of such services.

SOIL ANALYSIS REPORT

Report Number: 634883

Sustainable Soils Management P/L
PO Box 130
WARREN
NSW 2824



Report Authorised
Paul Kennelly
Laboratory Manager
NATA Accredited Laboratory
Number: 11958

Sample Number: 022072100	Paddock Name: MT0101530	Date Received: 18-Aug-2020
Test Code: 2017-064		Date of Report: 27-Oct-2020
Purchase Order No: TPG		
Grower Name: SUSTAINABLE SOIL MANAG		

Analyte	Result	Units	Method Code	Analyte Testing Period
2 hour natural aggregate ^	2			20/08/2020 to 20/08/2020
2 hour remoulded aggregate ^	3			20/08/2020 to 20/08/2020
20 hour natural aggregate ^	3			20/08/2020 to 20/08/2020
20 hour remoulded aggregate ^	4			20/08/2020 to 20/08/2020
Available Potassium ^	370	mg/kg	04-026-ICP8	20/08/2020 to 24/08/2020
Calcium % of Cations	58	%	04-026-ICP8	24/08/2020 to 24/08/2020
Emerson Class ^	2			20/08/2020 to 20/08/2020
Grass Tetany Risk Index ^	0.093		04-026-ICP8	20/08/2020 to 24/08/2020
Magnesium % of Cations	32	%	04-026-ICP8	24/08/2020 to 24/08/2020
Potassium % of Cations	8.3	%	04-026-ICP8	24/08/2020 to 24/08/2020
Slaking ^	0			20/08/2020 to 20/08/2020
pH (1:5 CaCl2)	6.3		04-031-PH	19/08/2020 to 20/08/2020
Nitrate Nitrogen	2.8	mg/kg	04-063-FIA3	19/08/2020 to 20/08/2020
Ammonium Nitrogen	0.80	mg/kg	04-063-FIA3	19/08/2020 to 20/08/2020
Potassium (Amm-acet.)	0.95	cmol(+)/kg	04-026-ICP8	20/08/2020 to 24/08/2020
Calcium (Amm-acet.)	6.6	cmol(+)/kg	04-026-ICP8	20/08/2020 to 24/08/2020
Magnesium (Amm-acet.)	3.6	cmol(+)/kg	04-026-ICP8	20/08/2020 to 24/08/2020
Sodium (Amm-acet.)	0.21	cmol(+)/kg	04-026-ICP8	20/08/2020 to 24/08/2020
Aluminium (KCl)	<9.0	mg/kg	04-027-ICP9	20/08/2020 to 24/08/2020
Aluminium (KCl)	<0.10	cmol(+)/kg	04-027-ICP9	20/08/2020 to 24/08/2020
Cation Exchange Capacity (Amm-acet.)	11.4	cmol(+)/kg	04-026-ICP8	24/08/2020 to 24/08/2020
Sodium % of cations	1.8	%	04-026-ICP8	24/08/2020 to 24/08/2020
Aluminium % of Cations	<1	%	04-026-ICP8	24/08/2020 to 24/08/2020
Calcium/Magnesium Ratio	1.8		04-026-ICP8	20/08/2020 to 24/08/2020
pH (1:5 Water)	7.4		04-031-PH	19/08/2020 to 20/08/2020
Electrical Conductivity (1:5 water)	0.03	dS/m	04-031-PH	19/08/2020 to 20/08/2020
Chloride	<10	mg/kg	04-063-FIA3	19/08/2020 to 20/08/2020
Sand (Coarse) ^	18.2	%	04-001-SANSILCLAY	19/08/2020 to 25/08/2020
Sand (Fine) ^	35.1	%	04-001-SANSILCLAY	19/08/2020 to 25/08/2020
Silt ^	9.8	%	04-001-SANSILCLAY	19/08/2020 to 25/08/2020

Nutrient Advantage Laboratory Services

Nutrient Advantage is a trademark of Incitec Pivot Limited
Incitec Pivot Limited - ABN 42 004 080 264
8 South Rd, Werribee Vic 3030
Toll-free: 1800 803 453 Fax: (61 3) 9974 0699
Enquiries: lab.feedback@incitecpivot.com.au

Disclaimer: This analysis report is prepared solely for the client listed above. To the extent permitted by law, Incitec Pivot Limited excludes all liability in connection with this report and, where liability cannot be excluded, limits its liability, at its election, to the re-supply of the analysis services or the cost of the re-supply of such services.

SOIL ANALYSIS REPORT

Report Number: 634883

Sample Number: 022072100	Paddock Name: MT0101530	Date Received: 18-Aug-2020
Test Code: 2017-064		Date of Report: 27-Oct-2020
Purchase Order No: TPG		
Grower Name: SUSTAINABLE SOIL MANAG		

Analyte	Result	Units	Method Code	Analyte Testing Period
Clay ^	36.9	%	04-001-SANSILCLAY	19/08/2020 to 25/08/2020
Texture (Calculated) ^			04-001-SANSILCLAY	19/08/2020 to 25/08/2020

Sample condition on receipt: Suitable for testing.

The results pertain only to the sample submitted.

This document shall not be reproduced except in full.

Analyses performed on soil dried at 40°C and ground to 2mm or less.

^ NATA accreditation does not cover the performance of this service.

Accredited for compliance with ISO/IEC 17025 - Testing.

This results of the tests, calibrations and/or measurements included in this document are traceable to Australian/International standards.

Nutrient Advantage Laboratory Services

Nutrient Advantage is a trademark of Incitec Pivot Limited
Incitec Pivot Limited - ABN 42 004 080 264
8 South Rd, Werribee Vic 3030
Toll-free: 1800 803 453 Fax: (61 3) 9974 0699
Enquiries: lab.feedback@incitecpivot.com.au

Disclaimer: This analysis report is prepared solely for the client listed above. To the extent permitted by law, Incitec Pivot Limited excludes all liability in connection with this report and, where liability cannot be excluded, limits its liability, at its election, to the re-supply of the analysis services or the cost of the re-supply of such services.

SOIL ANALYSIS REPORT

Report Number: 634884

Sustainable Soils Management P/L
PO Box 130
WARREN
NSW 2824



Report Authorised
Paul Kennelly
Laboratory Manager
NATA Accredited Laboratory
Number: 11958

Sample Number: 022072056	Paddock Name: MT0103060	Date Received: 18-Aug-2020
Test Code: 2017-064		Date of Report: 27-Oct-2020
Purchase Order No: TPG		
Grower Name: SUSTAINABLE SOIL MANAG		

Analyte	Result	Units	Method Code	Analyte Testing Period
2 hour natural aggregate ^	2			20/08/2020 to 20/08/2020
2 hour remoulded aggregate ^	3			20/08/2020 to 20/08/2020
20 hour natural aggregate ^	3			20/08/2020 to 20/08/2020
20 hour remoulded aggregate ^	4			20/08/2020 to 20/08/2020
Available Potassium ^	410	mg/kg	04-026-ICP8	20/08/2020 to 24/08/2020
Calcium % of Cations	51	%	04-026-ICP8	24/08/2020 to 24/08/2020
Emerson Class ^	2			20/08/2020 to 20/08/2020
Grass Tetany Risk Index ^	0.065		04-026-ICP8	20/08/2020 to 24/08/2020
Magnesium % of Cations	41	%	04-026-ICP8	24/08/2020 to 24/08/2020
Potassium % of Cations	5.7	%	04-026-ICP8	24/08/2020 to 24/08/2020
Slaking ^	0			20/08/2020 to 20/08/2020
pH (1:5 CaCl2)	7.0		04-031-PH	19/08/2020 to 20/08/2020
Nitrate Nitrogen	2.2	mg/kg	04-063-FIA3	19/08/2020 to 20/08/2020
Ammonium Nitrogen	1.1	mg/kg	04-063-FIA3	19/08/2020 to 20/08/2020
Potassium (Amm-acet.)	1.1	cmol(+)/kg	04-026-ICP8	20/08/2020 to 24/08/2020
Calcium (Amm-acet.)	9.4	cmol(+)/kg	04-026-ICP8	20/08/2020 to 24/08/2020
Magnesium (Amm-acet.)	7.5	cmol(+)/kg	04-026-ICP8	20/08/2020 to 24/08/2020
Sodium (Amm-acet.)	0.35	cmol(+)/kg	04-026-ICP8	20/08/2020 to 24/08/2020
Aluminium (KCl)	<9.0	mg/kg	04-027-ICP9	20/08/2020 to 24/08/2020
Aluminium (KCl)	<0.10	cmol(+)/kg	04-027-ICP9	20/08/2020 to 24/08/2020
Cation Exchange Capacity (Amm-acet.)	18.4	cmol(+)/kg	04-026-ICP8	24/08/2020 to 24/08/2020
Sodium % of cations	1.9	%	04-026-ICP8	24/08/2020 to 24/08/2020
Aluminium % of Cations	<1	%	04-026-ICP8	24/08/2020 to 24/08/2020
Calcium/Magnesium Ratio	1.3		04-026-ICP8	20/08/2020 to 24/08/2020
pH (1:5 Water)	8.1		04-031-PH	19/08/2020 to 20/08/2020
Electrical Conductivity (1:5 water)	0.04	dS/m	04-031-PH	19/08/2020 to 20/08/2020
Chloride	<10	mg/kg	04-063-FIA3	19/08/2020 to 20/08/2020
Sand (Coarse) ^	12.1	%	04-001-SANSILCLAY	19/08/2020 to 25/08/2020
Sand (Fine) ^	21.5	%	04-001-SANSILCLAY	19/08/2020 to 25/08/2020
Silt ^	8.8	%	04-001-SANSILCLAY	19/08/2020 to 25/08/2020

Nutrient Advantage Laboratory Services

Nutrient Advantage is a trademark of Incitec Pivot Limited
Incitec Pivot Limited - ABN 42 004 080 264
8 South Rd, Werribee Vic 3030
Toll-free: 1800 803 453 Fax: (61 3) 9974 0699
Enquiries: lab.feedback@incitecpivot.com.au

Disclaimer: This analysis report is prepared solely for the client listed above. To the extent permitted by law, Incitec Pivot Limited excludes all liability in connection with this report and, where liability cannot be excluded, limits its liability, at its election, to the re-supply of the analysis services or the cost of the re-supply of such services.

SOIL ANALYSIS REPORT

Report Number: 634884

Sample Number: 022072056	Paddock Name: MT0103060	Date Received: 18-Aug-2020
Test Code: 2017-064		Date of Report: 27-Oct-2020
Purchase Order No: TPG		
Grower Name: SUSTAINABLE SOIL MANAG		

Analyte	Result	Units	Method Code	Analyte Testing Period
Clay ^	57.6	%	04-001-SANSILCLAY	19/08/2020 to 25/08/2020
Texture (Calculated) ^			04-001-SANSILCLAY	19/08/2020 to 25/08/2020

Sample condition on receipt: Suitable for testing.

The results pertain only to the sample submitted.

This document shall not be reproduced except in full.

Analyses performed on soil dried at 40°C and ground to 2mm or less.

^ NATA accreditation does not cover the performance of this service.

Accredited for compliance with ISO/IEC 17025 - Testing.

This results of the tests, calibrations and/or measurements included in this document are traceable to Australian/International standards.

Nutrient Advantage Laboratory Services

Nutrient Advantage is a trademark of Incitec Pivot Limited
Incitec Pivot Limited - ABN 42 004 080 264
8 South Rd, Werribee Vic 3030
Toll-free: 1800 803 453 Fax: (61 3) 9974 0699
Enquiries: lab.feedback@incitecpivot.com.au

Disclaimer: This analysis report is prepared solely for the client listed above. To the extent permitted by law, Incitec Pivot Limited excludes all liability in connection with this report and, where liability cannot be excluded, limits its liability, at its election, to the re-supply of the analysis services or the cost of the re-supply of such services.

SOIL ANALYSIS REPORT

Report Number: 634885

Sustainable Soils Management P/L
PO Box 130
WARREN
NSW 2824



Report Authorised
Paul Kennelly
Laboratory Manager
NATA Accredited Laboratory
Number: 11958

Sample Number: 022072099	Paddock Name: MT01060100	Date Received: 18-Aug-2020
Test Code: 2017-064		Date of Report: 27-Oct-2020
Purchase Order No: TPG		
Grower Name: SUSTAINABLE SOIL MANAG		

Analyte	Result	Units	Method Code	Analyte Testing Period
2 hour natural aggregate ^	0			20/08/2020 to 20/08/2020
2 hour remoulded aggregate ^	1			20/08/2020 to 20/08/2020
20 hour natural aggregate ^	0			20/08/2020 to 20/08/2020
20 hour remoulded aggregate ^	1			20/08/2020 to 20/08/2020
Available Potassium ^	360	mg/kg	04-026-ICP8	20/08/2020 to 24/08/2020
Calcium % of Cations	50	%	04-026-ICP8	24/08/2020 to 24/08/2020
Emerson Class ^	3			20/08/2020 to 20/08/2020
Grass Tetany Risk Index ^	0.038		04-026-ICP8	20/08/2020 to 24/08/2020
Magnesium % of Cations	43	%	04-026-ICP8	24/08/2020 to 24/08/2020
Potassium % of Cations	3.5	%	04-026-ICP8	24/08/2020 to 24/08/2020
Slaking ^	0			20/08/2020 to 20/08/2020
pH (1:5 CaCl2)	8.1		04-031-PH	19/08/2020 to 20/08/2020
Nitrate Nitrogen	1.6	mg/kg	04-063-FIA3	19/08/2020 to 20/08/2020
Ammonium Nitrogen	0.75	mg/kg	04-063-FIA3	19/08/2020 to 20/08/2020
Potassium (Amm-acet.)	0.91	cmol(+)/kg	04-026-ICP8	20/08/2020 to 24/08/2020
Calcium (Amm-acet.)	13	cmol(+)/kg	04-026-ICP8	20/08/2020 to 24/08/2020
Magnesium (Amm-acet.)	11	cmol(+)/kg	04-026-ICP8	20/08/2020 to 24/08/2020
Sodium (Amm-acet.)	0.88	cmol(+)/kg	04-026-ICP8	20/08/2020 to 24/08/2020
Aluminium (KCl)	<9.0	mg/kg	04-027-ICP9	20/08/2020 to 24/08/2020
Aluminium (KCl)	<0.10	cmol(+)/kg	04-027-ICP9	20/08/2020 to 24/08/2020
Cation Exchange Capacity (Amm-acet.)	25.9	cmol(+)/kg	04-026-ICP8	24/08/2020 to 24/08/2020
Sodium % of cations	3.4	%	04-026-ICP8	24/08/2020 to 24/08/2020
Aluminium % of Cations	<1	%	04-026-ICP8	24/08/2020 to 24/08/2020
Calcium/Magnesium Ratio	1.2		04-026-ICP8	20/08/2020 to 24/08/2020
pH (1:5 Water)	8.9		04-031-PH	19/08/2020 to 20/08/2020
Electrical Conductivity (1:5 water)	0.18	dS/m	04-031-PH	19/08/2020 to 20/08/2020
Chloride	<10	mg/kg	04-063-FIA3	19/08/2020 to 20/08/2020
Sand (Coarse) ^	8.4	%	04-001-SANSILCLAY	19/08/2020 to 25/08/2020
Sand (Fine) ^	26.3	%	04-001-SANSILCLAY	19/08/2020 to 25/08/2020
Silt ^	10.0	%	04-001-SANSILCLAY	19/08/2020 to 25/08/2020

Nutrient Advantage Laboratory Services

Nutrient Advantage is a trademark of Incitec Pivot Limited
Incitec Pivot Limited - ABN 42 004 080 264
8 South Rd, Werribee Vic 3030
Toll-free: 1800 803 453 Fax: (61 3) 9974 0699
Enquiries: lab.feedback@incitecpivot.com.au

Disclaimer: This analysis report is prepared solely for the client listed above. To the extent permitted by law, Incitec Pivot Limited excludes all liability in connection with this report and, where liability cannot be excluded, limits its liability, at its election, to the re-supply of the analysis services or the cost of the re-supply of such services.

SOIL ANALYSIS REPORT

Report Number: 634885

Sample Number: 022072099	Paddock Name: MT01060100	Date Received: 18-Aug-2020
Test Code: 2017-064		Date of Report: 27-Oct-2020
Purchase Order No: TPG		
Grower Name: SUSTAINABLE SOIL MANAG		

Analyte	Result	Units	Method Code	Analyte Testing Period
Clay ^	55.3	%	04-001-SANSILCLAY	19/08/2020 to 25/08/2020
Texture (Calculated) ^			04-001-SANSILCLAY	19/08/2020 to 25/08/2020

Sample condition on receipt: Suitable for testing.

The results pertain only to the sample submitted.

This document shall not be reproduced except in full.

Analyses performed on soil dried at 40°C and ground to 2mm or less.

^ NATA accreditation does not cover the performance of this service.

Accredited for compliance with ISO/IEC 17025 - Testing.

This results of the tests, calibrations and/or measurements included in this document are traceable to Australian/International standards.

Nutrient Advantage Laboratory Services

Nutrient Advantage is a trademark of Incitec Pivot Limited
Incitec Pivot Limited - ABN 42 004 080 264
8 South Rd, Werribee Vic 3030
Toll-free: 1800 803 453 Fax: (61 3) 9974 0699
Enquiries: lab.feedback@incitecpivot.com.au

Disclaimer: This analysis report is prepared solely for the client listed above. To the extent permitted by law, Incitec Pivot Limited excludes all liability in connection with this report and, where liability cannot be excluded, limits its liability, at its election, to the re-supply of the analysis services or the cost of the re-supply of such services.

SOIL ANALYSIS REPORT

Report Number: 634886

Sustainable Soils Management P/L
PO Box 130
WARREN
NSW 2824



Report Authorised
Paul Kennelly
Laboratory Manager
NATA Accredited Laboratory
Number: 11958

Sample Number: 022072097	Paddock Name: MT01105	Date Received: 18-Aug-2020
Test Code: 2017-082		Date of Report: 27-Oct-2020
Purchase Order No: TPG		
Grower Name: SUSTAINABLE SOIL MANAG		

Analyte	Result	Units	Method Code	Analyte Testing Period
2 hour natural aggregate ^	0			20/08/2020 to 20/08/2020
2 hour remoulded aggregate ^	2			20/08/2020 to 20/08/2020
20 hour natural aggregate ^	0			20/08/2020 to 20/08/2020
20 hour remoulded aggregate ^	2			20/08/2020 to 20/08/2020
Available Potassium ^	330	mg/kg	04-026-ICP8	20/08/2020 to 24/08/2020
Calcium % of Cations	47	%	04-026-ICP8	24/08/2020 to 24/08/2020
Emerson Class ^	3			20/08/2020 to 20/08/2020
Grass Tetany Risk Index ^	0.22		04-026-ICP8	20/08/2020 to 24/08/2020
Magnesium % of Cations	29	%	04-026-ICP8	24/08/2020 to 24/08/2020
Organic Matter (W&B * 1.72) ^	1.2	%	04-054-WCALC	25/08/2020 to 25/08/2020
Potassium % of Cations	17	%	04-026-ICP8	24/08/2020 to 24/08/2020
Slaking ^	0			20/08/2020 to 20/08/2020
Soil Colour	Red-brown		04-042-PHYS	24/08/2020 to 24/08/2020
Soil Texture	Clay		04-042-PHYS	24/08/2020 to 24/08/2020
pH (1:5 CaCl2)	4.7		04-031-PH	19/08/2020 to 20/08/2020
Electrical Conductivity (Sat. Ext.) ^	0.2	dS/m	04-054-WCALC	24/08/2020 to 24/08/2020
Organic Carbon (W&B)	0.72	%	04-018-UV1	19/08/2020 to 25/08/2020
Nitrate Nitrogen	4.2	mg/kg	04-063-FIA3	19/08/2020 to 20/08/2020
Ammonium Nitrogen	1.3	mg/kg	04-063-FIA3	19/08/2020 to 20/08/2020
Sulphur (KCl40)	1.7	mg/kg	04-021-ICP2	24/08/2020 to 25/08/2020
Phosphorus (Colwell)	19	mg/kg	04-013-COL_P	19/08/2020 to 21/08/2020
Phosphorus Buffer Index (PBI-Col)	57		04-020-ICP17	21/08/2020 to 21/08/2020
Potassium (Amm-acet.)	0.83	cmol(+)/kg	04-026-ICP8	20/08/2020 to 24/08/2020
Calcium (Amm-acet.)	2.3	cmol(+)/kg	04-026-ICP8	20/08/2020 to 24/08/2020
Magnesium (Amm-acet.)	1.4	cmol(+)/kg	04-026-ICP8	20/08/2020 to 24/08/2020
Sodium (Amm-acet.)	0.083	cmol(+)/kg	04-026-ICP8	20/08/2020 to 24/08/2020
Aluminium (KCl)	21	mg/kg	04-027-ICP9	20/08/2020 to 24/08/2020
Aluminium (KCl)	0.23	cmol(+)/kg	04-027-ICP9	20/08/2020 to 24/08/2020
Cation Exchange Capacity (Amm-acet.)	4.84	cmol(+)/kg	04-026-ICP8	24/08/2020 to 24/08/2020
Sodium % of cations	1.7	%	04-026-ICP8	24/08/2020 to 24/08/2020

Nutrient Advantage Laboratory Services

Nutrient Advantage is a trademark of Incitec Pivot Limited
Incitec Pivot Limited - ABN 42 004 080 264
8 South Rd, Werribee Vic 3030
Toll-free: 1800 803 453 Fax: (61 3) 9974 0699
Enquiries: lab.feedback@incitecpivot.com.au

Disclaimer: This analysis report is prepared solely for the client listed above. To the extent permitted by law, Incitec Pivot Limited excludes all liability in connection with this report and, where liability cannot be excluded, limits its liability, at its election, to the re-supply of the analysis services or the cost of the re-supply of such services.

SOIL ANALYSIS REPORT

Report Number: 634886

Sample Number: 022072097	Paddock Name: MT01105	Date Received: 18-Aug-2020
Test Code: 2017-082		Date of Report: 27-Oct-2020
Purchase Order No: TPG		
Grower Name: SUSTAINABLE SOIL MANAG		

Analyte	Result	Units	Method Code	Analyte Testing Period
Aluminium % of Cations	4.8	%	04-026-ICP8	24/08/2020 to 24/08/2020
Calcium/Magnesium Ratio	1.6		04-026-ICP8	20/08/2020 to 24/08/2020
pH (1:5 Water)	5.9		04-031-PH	19/08/2020 to 20/08/2020
Electrical Conductivity (1:5 water)	0.03	dS/m	04-031-PH	19/08/2020 to 20/08/2020
Chloride	<10	mg/kg	04-063-FIA3	19/08/2020 to 20/08/2020
Copper (DTPA)	0.61	mg/kg	04-024-ICP6	20/08/2020 to 21/08/2020
Zinc (DTPA)	0.23	mg/kg	04-024-ICP6	20/08/2020 to 21/08/2020
Manganese (DTPA)	23	mg/kg	04-024-ICP6	20/08/2020 to 21/08/2020
Iron (DTPA)	45	mg/kg	04-024-ICP6	20/08/2020 to 21/08/2020
Boron (Hot CaCl2)	0.64	mg/kg	04-025-ICP7	20/08/2020 to 24/08/2020
Molybdenum (Hot CaCl2) ^	<0.010	mg/kg	04-083-ICP27	20/08/2020 to 21/08/2020
Phosphorus Environmental Risk Index ^	0.33		04-020-ICP17	21/08/2020 to 21/08/2020
Sand (Coarse) ^	27.5	%	04-001-SANSILCLAY	19/08/2020 to 25/08/2020
Sand (Fine) ^	50.9	%	04-001-SANSILCLAY	19/08/2020 to 25/08/2020
Silt ^	9.6	%	04-001-SANSILCLAY	19/08/2020 to 25/08/2020
Clay ^	12.0	%	04-001-SANSILCLAY	19/08/2020 to 25/08/2020
Texture (Calculated) ^			04-001-SANSILCLAY	19/08/2020 to 25/08/2020

Sample condition on receipt: Suitable for testing.

The results pertain only to the sample submitted.

This document shall not be reproduced except in full.

Analyses performed on soil dried at 40°C and ground to 2mm or less.

^ NATA accreditation does not cover the performance of this service.

Accredited for compliance with ISO/IEC 17025 - Testing.

This results of the tests, calibrations and/or measurements included in this document are traceable to Australian/International standards.

Nutrient Advantage Laboratory Services

Nutrient Advantage is a trademark of Incitec Pivot Limited
 Incitec Pivot Limited - ABN 42 004 080 264
 8 South Rd, Werribee Vic 3030
 Toll-free: 1800 803 453 Fax: (61 3) 9974 0699
 Enquiries: lab.feedback@incitecpivot.com.au

Disclaimer: This analysis report is prepared solely for the client listed above. To the extent permitted by law, Incitec Pivot Limited excludes all liability in connection with this report and, where liability cannot be excluded, limits its liability, at its election, to the re-supply of the analysis services or the cost of the re-supply of such services.

SOIL ANALYSIS REPORT

Report Number: 634887

Sustainable Soils Management P/L
PO Box 130
WARREN
NSW 2824



Report Authorised
Paul Kennelly
Laboratory Manager
NATA Accredited Laboratory
Number: 11958

Sample Number: 022072096	Paddock Name: MT011515	Date Received: 18-Aug-2020
Test Code: 2017-082		Date of Report: 27-Oct-2020
Purchase Order No: TPG		
Grower Name: SUSTAINABLE SOIL MANAG		

Analyte	Result	Units	Method Code	Analyte Testing Period
2 hour natural aggregate ^	0			20/08/2020 to 20/08/2020
2 hour remoulded aggregate ^	2			20/08/2020 to 20/08/2020
20 hour natural aggregate ^	0			20/08/2020 to 20/08/2020
20 hour remoulded aggregate ^	2			20/08/2020 to 20/08/2020
Available Potassium ^	280	mg/kg	04-026-ICP8	20/08/2020 to 24/08/2020
Calcium % of Cations	42	%	04-026-ICP8	24/08/2020 to 24/08/2020
Emerson Class ^	3			20/08/2020 to 20/08/2020
Grass Tetany Risk Index ^	0.25		04-026-ICP8	20/08/2020 to 24/08/2020
Magnesium % of Cations	25	%	04-026-ICP8	24/08/2020 to 24/08/2020
Organic Matter (W&B * 1.72) ^	0.96	%	04-054-WCALC	25/08/2020 to 25/08/2020
Potassium % of Cations	17	%	04-026-ICP8	24/08/2020 to 24/08/2020
Slaking ^	0			20/08/2020 to 20/08/2020
Soil Colour	Red-brown		04-042-PHYS	24/08/2020 to 24/08/2020
Soil Texture	Clay		04-042-PHYS	24/08/2020 to 24/08/2020
pH (1:5 CaCl2)	4.4		04-031-PH	19/08/2020 to 20/08/2020
Electrical Conductivity (Sat. Ext.) ^	0.1	dS/m	04-054-WCALC	24/08/2020 to 24/08/2020
Organic Carbon (W&B)	0.56	%	04-018-UV1	19/08/2020 to 25/08/2020
Nitrate Nitrogen	3.7	mg/kg	04-063-FIA3	19/08/2020 to 20/08/2020
Ammonium Nitrogen	1.2	mg/kg	04-063-FIA3	19/08/2020 to 20/08/2020
Sulphur (KCl40)	<1.0	mg/kg	04-021-ICP2	24/08/2020 to 25/08/2020
Phosphorus (Colwell)	16	mg/kg	04-013-COL_P	19/08/2020 to 21/08/2020
Phosphorus Buffer Index (PBI-Col)	55		04-020-ICP17	21/08/2020 to 21/08/2020
Potassium (Amm-acet.)	0.71	cmol(+)/kg	04-026-ICP8	20/08/2020 to 24/08/2020
Calcium (Amm-acet.)	1.8	cmol(+)/kg	04-026-ICP8	20/08/2020 to 24/08/2020
Magnesium (Amm-acet.)	1.0	cmol(+)/kg	04-026-ICP8	20/08/2020 to 24/08/2020
Sodium (Amm-acet.)	0.11	cmol(+)/kg	04-026-ICP8	20/08/2020 to 24/08/2020
Aluminium (KCl)	46	mg/kg	04-027-ICP9	20/08/2020 to 24/08/2020
Aluminium (KCl)	0.51	cmol(+)/kg	04-027-ICP9	20/08/2020 to 24/08/2020
Cation Exchange Capacity (Amm-acet.)	4.14	cmol(+)/kg	04-026-ICP8	24/08/2020 to 24/08/2020
Sodium % of cations	2.7	%	04-026-ICP8	24/08/2020 to 24/08/2020

Nutrient Advantage Laboratory Services

Nutrient Advantage is a trademark of Incitec Pivot Limited
Incitec Pivot Limited - ABN 42 004 080 264
8 South Rd, Werribee Vic 3030
Toll-free: 1800 803 453 Fax: (61 3) 9974 0699
Enquiries: lab.feedback@incitecpivot.com.au

Disclaimer: This analysis report is prepared solely for the client listed above. To the extent permitted by law, Incitec Pivot Limited excludes all liability in connection with this report and, where liability cannot be excluded, limits its liability, at its election, to the re-supply of the analysis services or the cost of the re-supply of such services.

SOIL ANALYSIS REPORT

Report Number: 634887

Sample Number: 022072096	Paddock Name: MT011515	Date Received: 18-Aug-2020
Test Code: 2017-082		Date of Report: 27-Oct-2020
Purchase Order No: TPG		
Grower Name: SUSTAINABLE SOIL MANAG		

Analyte	Result	Units	Method Code	Analyte Testing Period
Aluminium % of Cations	12	%	04-026-ICP8	24/08/2020 to 24/08/2020
Calcium/Magnesium Ratio	1.8		04-026-ICP8	20/08/2020 to 24/08/2020
pH (1:5 Water)	5.9		04-031-PH	19/08/2020 to 20/08/2020
Electrical Conductivity (1:5 water)	0.02	dS/m	04-031-PH	19/08/2020 to 20/08/2020
Chloride	<10	mg/kg	04-063-FIA3	19/08/2020 to 20/08/2020
Copper (DTPA)	0.71	mg/kg	04-024-ICP6	20/08/2020 to 21/08/2020
Zinc (DTPA)	0.13	mg/kg	04-024-ICP6	20/08/2020 to 21/08/2020
Manganese (DTPA)	30	mg/kg	04-024-ICP6	20/08/2020 to 21/08/2020
Iron (DTPA)	37	mg/kg	04-024-ICP6	20/08/2020 to 21/08/2020
Boron (Hot CaCl ₂)	0.37	mg/kg	04-025-ICP7	20/08/2020 to 24/08/2020
Molybdenum (Hot CaCl ₂) ^	<0.010	mg/kg	04-083-ICP27	20/08/2020 to 21/08/2020
Phosphorus Environmental Risk Index ^	0.29		04-020-ICP17	21/08/2020 to 21/08/2020
Sand (Coarse) ^	26.3	%	04-001-SANSILCLAY	19/08/2020 to 25/08/2020
Sand (Fine) ^	51.3	%	04-001-SANSILCLAY	19/08/2020 to 25/08/2020
Silt ^	8.7	%	04-001-SANSILCLAY	19/08/2020 to 25/08/2020
Clay ^	13.7	%	04-001-SANSILCLAY	19/08/2020 to 25/08/2020
Texture (Calculated) ^			04-001-SANSILCLAY	19/08/2020 to 25/08/2020

Sample condition on receipt: Suitable for testing.

The results pertain only to the sample submitted.

This document shall not be reproduced except in full.

Analyses performed on soil dried at 40°C and ground to 2mm or less.

^ NATA accreditation does not cover the performance of this service.

Accredited for compliance with ISO/IEC 17025 - Testing.

This results of the tests, calibrations and/or measurements included in this document are traceable to Australian/International standards.

Nutrient Advantage Laboratory Services

Nutrient Advantage is a trademark of Incitec Pivot Limited
Incitec Pivot Limited - ABN 42 004 080 264
8 South Rd, Werribee Vic 3030
Toll-free: 1800 803 453 Fax: (61 3) 9974 0699
Enquiries: lab.feedback@incitecpivot.com.au

Disclaimer: This analysis report is prepared solely for the client listed above. To the extent permitted by law, Incitec Pivot Limited excludes all liability in connection with this report and, where liability cannot be excluded, limits its liability, at its election, to the re-supply of the analysis services or the cost of the re-supply of such services.

SOIL ANALYSIS REPORT

Report Number: 634888

Sustainable Soils Management P/L
PO Box 130
WARREN
NSW 2824



Report Authorised
Paul Kennelly
Laboratory Manager
NATA Accredited Laboratory
Number: 11958

Sample Number: 022072095	Paddock Name: MT0111530	Date Received: 18-Aug-2020
Test Code: 2017-064		Date of Report: 27-Oct-2020
Purchase Order No: TPG		
Grower Name: SUSTAINABLE SOIL MANAG		

Analyte	Result	Units	Method Code	Analyte Testing Period
2 hour natural aggregate ^	3			20/08/2020 to 20/08/2020
2 hour remoulded aggregate ^	4			20/08/2020 to 20/08/2020
20 hour natural aggregate ^	3			20/08/2020 to 20/08/2020
20 hour remoulded aggregate ^	4			20/08/2020 to 20/08/2020
Available Potassium ^	170	mg/kg	04-026-ICP8	20/08/2020 to 24/08/2020
Calcium % of Cations	34	%	04-026-ICP8	24/08/2020 to 24/08/2020
Emerson Class ^	2			20/08/2020 to 20/08/2020
Grass Tetany Risk Index ^	0.081		04-026-ICP8	20/08/2020 to 24/08/2020
Magnesium % of Cations	45	%	04-026-ICP8	24/08/2020 to 24/08/2020
Potassium % of Cations	6.4	%	04-026-ICP8	24/08/2020 to 24/08/2020
Slaking ^	0			20/08/2020 to 20/08/2020
pH (1:5 CaCl2)	5.5		04-031-PH	19/08/2020 to 20/08/2020
Nitrate Nitrogen	11	mg/kg	04-063-FIA3	19/08/2020 to 20/08/2020
Ammonium Nitrogen	0.94	mg/kg	04-063-FIA3	19/08/2020 to 20/08/2020
Potassium (Amm-acet.)	0.44	cmol(+)/kg	04-026-ICP8	20/08/2020 to 24/08/2020
Calcium (Amm-acet.)	2.3	cmol(+)/kg	04-026-ICP8	20/08/2020 to 24/08/2020
Magnesium (Amm-acet.)	3.1	cmol(+)/kg	04-026-ICP8	20/08/2020 to 24/08/2020
Sodium (Amm-acet.)	1.0	cmol(+)/kg	04-026-ICP8	20/08/2020 to 24/08/2020
Aluminium (KCl)	<9.0	mg/kg	04-027-ICP9	20/08/2020 to 24/08/2020
Aluminium (KCl)	<0.10	cmol(+)/kg	04-027-ICP9	20/08/2020 to 24/08/2020
Cation Exchange Capacity (Amm-acet.)	6.95	cmol(+)/kg	04-026-ICP8	24/08/2020 to 24/08/2020
Sodium % of cations	15	%	04-026-ICP8	24/08/2020 to 24/08/2020
Aluminium % of Cations	<1	%	04-026-ICP8	24/08/2020 to 24/08/2020
Calcium/Magnesium Ratio	0.74		04-026-ICP8	20/08/2020 to 24/08/2020
pH (1:5 Water)	7.0		04-031-PH	19/08/2020 to 20/08/2020
Electrical Conductivity (1:5 water)	0.08	dS/m	04-031-PH	19/08/2020 to 20/08/2020
Chloride	54	mg/kg	04-063-FIA3	19/08/2020 to 20/08/2020
Sand (Coarse) ^	24.1	%	04-001-SANSILCLAY	19/08/2020 to 25/08/2020
Sand (Fine) ^	46.2	%	04-001-SANSILCLAY	19/08/2020 to 25/08/2020
Silt ^	7.4	%	04-001-SANSILCLAY	19/08/2020 to 25/08/2020

Nutrient Advantage Laboratory Services

Nutrient Advantage is a trademark of Incitec Pivot Limited
Incitec Pivot Limited - ABN 42 004 080 264
8 South Rd, Werribee Vic 3030
Toll-free: 1800 803 453 Fax: (61 3) 9974 0699
Enquiries: lab.feedback@incitecpivot.com.au

Disclaimer: This analysis report is prepared solely for the client listed above. To the extent permitted by law, Incitec Pivot Limited excludes all liability in connection with this report and, where liability cannot be excluded, limits its liability, at its election, to the re-supply of the analysis services or the cost of the re-supply of such services.

SOIL ANALYSIS REPORT

Report Number: 634888

Sample Number: 022072095	Paddock Name: MT0111530	Date Received: 18-Aug-2020
Test Code: 2017-064		Date of Report: 27-Oct-2020
Purchase Order No: TPG		
Grower Name: SUSTAINABLE SOIL MANAG		

Analyte	Result	Units	Method Code	Analyte Testing Period
Clay ^	22.3	%	04-001-SANSILCLAY	19/08/2020 to 25/08/2020
Texture (Calculated) ^			04-001-SANSILCLAY	19/08/2020 to 25/08/2020

Sample condition on receipt: Suitable for testing.

The results pertain only to the sample submitted.

This document shall not be reproduced except in full.

Analyses performed on soil dried at 40°C and ground to 2mm or less.

^ NATA accreditation does not cover the performance of this service.

Accredited for compliance with ISO/IEC 17025 - Testing.

This results of the tests, calibrations and/or measurements included in this document are traceable to Australian/International standards.

Nutrient Advantage Laboratory Services

Nutrient Advantage is a trademark of Incitec Pivot Limited
Incitec Pivot Limited - ABN 42 004 080 264
8 South Rd, Werribee Vic 3030
Toll-free: 1800 803 453 Fax: (61 3) 9974 0699
Enquiries: lab.feedback@incitecpivot.com.au

Disclaimer: This analysis report is prepared solely for the client listed above. To the extent permitted by law, Incitec Pivot Limited excludes all liability in connection with this report and, where liability cannot be excluded, limits its liability, at its election, to the re-supply of the analysis services or the cost of the re-supply of such services.

SOIL ANALYSIS REPORT

Report Number: 634889

Sustainable Soils Management P/L
PO Box 130
WARREN
NSW 2824



Report Authorised
Paul Kennelly
Laboratory Manager
NATA Accredited Laboratory
Number: 11958

Sample Number: 022072094	Paddock Name: MT0113060	Date Received: 18-Aug-2020
Test Code: 2017-064		Date of Report: 27-Oct-2020
Purchase Order No: TPG		
Grower Name: SUSTAINABLE SOIL MANAG		

Analyte	Result	Units	Method Code	Analyte Testing Period
2 hour natural aggregate ^	3			20/08/2020 to 20/08/2020
2 hour remoulded aggregate ^	4			20/08/2020 to 20/08/2020
20 hour natural aggregate ^	4			20/08/2020 to 20/08/2020
20 hour remoulded aggregate ^	4			20/08/2020 to 20/08/2020
Available Potassium ^	260	mg/kg	04-026-ICP8	20/08/2020 to 24/08/2020
Calcium % of Cations	24	%	04-026-ICP8	24/08/2020 to 24/08/2020
Emerson Class ^	1			20/08/2020 to 20/08/2020
Grass Tetany Risk Index ^	0.054		04-026-ICP8	20/08/2020 to 24/08/2020
Magnesium % of Cations	51	%	04-026-ICP8	24/08/2020 to 24/08/2020
Potassium % of Cations	4.1	%	04-026-ICP8	24/08/2020 to 24/08/2020
Slaking ^	0			20/08/2020 to 20/08/2020
pH (1:5 CaCl2)	7.3		04-031-PH	19/08/2020 to 20/08/2020
Nitrate Nitrogen	10	mg/kg	04-063-FIA3	19/08/2020 to 20/08/2020
Ammonium Nitrogen	0.89	mg/kg	04-063-FIA3	19/08/2020 to 20/08/2020
Potassium (Amm-acet.)	0.65	cmol(+)/kg	04-026-ICP8	20/08/2020 to 24/08/2020
Calcium (Amm-acet.)	3.9	cmol(+)/kg	04-026-ICP8	20/08/2020 to 24/08/2020
Magnesium (Amm-acet.)	8.1	cmol(+)/kg	04-026-ICP8	20/08/2020 to 24/08/2020
Sodium (Amm-acet.)	3.3	cmol(+)/kg	04-026-ICP8	20/08/2020 to 24/08/2020
Aluminium (KCl)	<9.0	mg/kg	04-027-ICP9	20/08/2020 to 24/08/2020
Aluminium (KCl)	<0.10	cmol(+)/kg	04-027-ICP9	20/08/2020 to 24/08/2020
Cation Exchange Capacity (Amm-acet.)	15.9	cmol(+)/kg	04-026-ICP8	24/08/2020 to 24/08/2020
Sodium % of cations	21	%	04-026-ICP8	24/08/2020 to 24/08/2020
Aluminium % of Cations	<1	%	04-026-ICP8	24/08/2020 to 24/08/2020
Calcium/Magnesium Ratio	0.48		04-026-ICP8	20/08/2020 to 24/08/2020
pH (1:5 Water)	8.4		04-031-PH	19/08/2020 to 20/08/2020
Electrical Conductivity (1:5 water)	0.27	dS/m	04-031-PH	19/08/2020 to 20/08/2020
Chloride	240	mg/kg	04-063-FIA3	19/08/2020 to 20/08/2020
Sand (Coarse) ^	18.8	%	04-001-SANSILCLAY	19/08/2020 to 25/08/2020
Sand (Fine) ^	36.5	%	04-001-SANSILCLAY	19/08/2020 to 25/08/2020
Silt ^	6.2	%	04-001-SANSILCLAY	19/08/2020 to 25/08/2020

Nutrient Advantage Laboratory Services

Nutrient Advantage is a trademark of Incitec Pivot Limited
Incitec Pivot Limited - ABN 42 004 080 264
8 South Rd, Werribee Vic 3030
Toll-free: 1800 803 453 Fax: (61 3) 9974 0699
Enquiries: lab.feedback@incitecpivot.com.au

Disclaimer: This analysis report is prepared solely for the client listed above. To the extent permitted by law, Incitec Pivot Limited excludes all liability in connection with this report and, where liability cannot be excluded, limits its liability, at its election, to the re-supply of the analysis services or the cost of the re-supply of such services.

SOIL ANALYSIS REPORT

Report Number: 634889

Sample Number: 022072094	Paddock Name: MT0113060	Date Received: 18-Aug-2020
Test Code: 2017-064		Date of Report: 27-Oct-2020
Purchase Order No: TPG		
Grower Name: SUSTAINABLE SOIL MANAG		

Analyte	Result	Units	Method Code	Analyte Testing Period
Clay ^	38.5	%	04-001-SANSILCLAY	19/08/2020 to 25/08/2020
Texture (Calculated) ^			04-001-SANSILCLAY	19/08/2020 to 25/08/2020

Sample condition on receipt: Suitable for testing.

The results pertain only to the sample submitted.

This document shall not be reproduced except in full.

Analyses performed on soil dried at 40°C and ground to 2mm or less.

^ NATA accreditation does not cover the performance of this service.

Accredited for compliance with ISO/IEC 17025 - Testing.

This results of the tests, calibrations and/or measurements included in this document are traceable to Australian/International standards.

Nutrient Advantage Laboratory Services

Nutrient Advantage is a trademark of Incitec Pivot Limited
Incitec Pivot Limited - ABN 42 004 080 264
8 South Rd, Werribee Vic 3030
Toll-free: 1800 803 453 Fax: (61 3) 9974 0699
Enquiries: lab.feedback@incitecpivot.com.au

Disclaimer: This analysis report is prepared solely for the client listed above. To the extent permitted by law, Incitec Pivot Limited excludes all liability in connection with this report and, where liability cannot be excluded, limits its liability, at its election, to the re-supply of the analysis services or the cost of the re-supply of such services.

SOIL ANALYSIS REPORT

Report Number: 634890

Sustainable Soils Management P/L
PO Box 130
WARREN
NSW 2824



Report Authorised
Paul Kennelly
Laboratory Manager
NATA Accredited Laboratory
Number: 11958

Sample Number: 022072093	Paddock Name: MT01160100	Date Received: 18-Aug-2020
Test Code: 2017-064		Date of Report: 27-Oct-2020
Purchase Order No: TPG		
Grower Name: SUSTAINABLE SOIL MANAG		

Analyte	Result	Units	Method Code	Analyte Testing Period
2 hour natural aggregate ^	1			20/08/2020 to 20/08/2020
2 hour remoulded aggregate ^	3			20/08/2020 to 20/08/2020
20 hour natural aggregate ^	1			20/08/2020 to 20/08/2020
20 hour remoulded aggregate ^	3			20/08/2020 to 20/08/2020
Available Potassium ^	260	mg/kg	04-026-ICP8	20/08/2020 to 24/08/2020
Calcium % of Cations	29	%	04-026-ICP8	24/08/2020 to 24/08/2020
Emerson Class ^	2			20/08/2020 to 20/08/2020
Grass Tetany Risk Index ^	0.040		04-026-ICP8	20/08/2020 to 24/08/2020
Magnesium % of Cations	42	%	04-026-ICP8	24/08/2020 to 24/08/2020
Potassium % of Cations	2.8	%	04-026-ICP8	24/08/2020 to 24/08/2020
Slaking ^	0			20/08/2020 to 20/08/2020
pH (1:5 CaCl2)	8.6		04-031-PH	19/08/2020 to 20/08/2020
Nitrate Nitrogen	1.6	mg/kg	04-063-FIA3	19/08/2020 to 20/08/2020
Ammonium Nitrogen	1.1	mg/kg	04-063-FIA3	19/08/2020 to 20/08/2020
Potassium (Amm-acet.)	0.67	cmol(+)/kg	04-026-ICP8	20/08/2020 to 24/08/2020
Calcium (Amm-acet.)	6.8	cmol(+)/kg	04-026-ICP8	20/08/2020 to 24/08/2020
Magnesium (Amm-acet.)	9.9	cmol(+)/kg	04-026-ICP8	20/08/2020 to 24/08/2020
Sodium (Amm-acet.)	6.4	cmol(+)/kg	04-026-ICP8	20/08/2020 to 24/08/2020
Aluminium (KCl)	<9.0	mg/kg	04-027-ICP9	20/08/2020 to 24/08/2020
Aluminium (KCl)	<0.10	cmol(+)/kg	04-027-ICP9	20/08/2020 to 24/08/2020
Cation Exchange Capacity (Amm-acet.)	23.8	cmol(+)/kg	04-026-ICP8	24/08/2020 to 24/08/2020
Sodium % of cations	27	%	04-026-ICP8	24/08/2020 to 24/08/2020
Aluminium % of Cations	<1	%	04-026-ICP8	24/08/2020 to 24/08/2020
Calcium/Magnesium Ratio	0.69		04-026-ICP8	20/08/2020 to 24/08/2020
pH (1:5 Water)	9.4		04-031-PH	19/08/2020 to 20/08/2020
Electrical Conductivity (1:5 water)	0.78	dS/m	04-031-PH	19/08/2020 to 20/08/2020
Chloride	550	mg/kg	04-063-FIA3	19/08/2020 to 20/08/2020
Sand (Coarse) ^	10.3	%	04-001-SANSILCLAY	19/08/2020 to 25/08/2020
Sand (Fine) ^	42.0	%	04-001-SANSILCLAY	19/08/2020 to 25/08/2020
Silt ^	11.0	%	04-001-SANSILCLAY	19/08/2020 to 25/08/2020

Nutrient Advantage Laboratory Services

Nutrient Advantage is a trademark of Incitec Pivot Limited
Incitec Pivot Limited - ABN 42 004 080 264
8 South Rd, Werribee Vic 3030
Toll-free: 1800 803 453 Fax: (61 3) 9974 0699
Enquiries: lab.feedback@incitecpivot.com.au

Disclaimer: This analysis report is prepared solely for the client listed above. To the extent permitted by law, Incitec Pivot Limited excludes all liability in connection with this report and, where liability cannot be excluded, limits its liability, at its election, to the re-supply of the analysis services or the cost of the re-supply of such services.

SOIL ANALYSIS REPORT

Report Number: 634890

Sample Number: 022072093	Paddock Name: MT01160100	Date Received: 18-Aug-2020
Test Code: 2017-064		Date of Report: 27-Oct-2020
Purchase Order No: TPG		
Grower Name: SUSTAINABLE SOIL MANAG		

Analyte	Result	Units	Method Code	Analyte Testing Period
Clay ^	36.7	%	04-001-SANSILCLAY	19/08/2020 to 25/08/2020
Texture (Calculated) ^			04-001-SANSILCLAY	19/08/2020 to 25/08/2020

Sample condition on receipt: Suitable for testing.

The results pertain only to the sample submitted.

This document shall not be reproduced except in full.

Analyses performed on soil dried at 40°C and ground to 2mm or less.

^ NATA accreditation does not cover the performance of this service.

Accredited for compliance with ISO/IEC 17025 - Testing.

This results of the tests, calibrations and/or measurements included in this document are traceable to Australian/International standards.

Nutrient Advantage Laboratory Services

Nutrient Advantage is a trademark of Incitec Pivot Limited
Incitec Pivot Limited - ABN 42 004 080 264
8 South Rd, Werribee Vic 3030
Toll-free: 1800 803 453 Fax: (61 3) 9974 0699
Enquiries: lab.feedback@incitecpivot.com.au

Disclaimer: This analysis report is prepared solely for the client listed above. To the extent permitted by law, Incitec Pivot Limited excludes all liability in connection with this report and, where liability cannot be excluded, limits its liability, at its election, to the re-supply of the analysis services or the cost of the re-supply of such services.

SOIL ANALYSIS REPORT

Report Number: 634891

Sustainable Soils Management P/L
PO Box 130
WARREN
NSW 2824



Report Authorised
Paul Kennelly
Laboratory Manager
NATA Accredited Laboratory
Number: 11958

Sample Number: 022072092	Paddock Name: MT01205	Date Received: 18-Aug-2020
Test Code: 2017-083		Date of Report: 27-Oct-2020
Purchase Order No: TPG		
Grower Name: SUSTAINABLE SOIL MANAG		

Analyte	Result	Units	Method Code	Analyte Testing Period
2 hour natural aggregate ^	0			20/08/2020 to 20/08/2020
2 hour remoulded aggregate ^	1			20/08/2020 to 20/08/2020
20 hour natural aggregate ^	0			20/08/2020 to 20/08/2020
20 hour remoulded aggregate ^	1			20/08/2020 to 20/08/2020
Available Potassium ^	360	mg/kg	04-026-ICP8	20/08/2020 to 24/08/2020
Calcium % of Cations	49	%	04-026-ICP8	24/08/2020 to 24/08/2020
Emerson Class ^	7			20/08/2020 to 20/08/2020
Grass Tetany Risk Index ^	0.32		04-026-ICP8	20/08/2020 to 24/08/2020
Magnesium % of Cations	21	%	04-026-ICP8	24/08/2020 to 24/08/2020
Organic Matter (W&B * 1.72) ^	1.8	%	04-054-WCALC	25/08/2020 to 25/08/2020
Potassium % of Cations	23	%	04-026-ICP8	24/08/2020 to 24/08/2020
Slaking ^	2			20/08/2020 to 20/08/2020
Soil Colour	Brown		04-042-PHYS	24/08/2020 to 24/08/2020
Soil Texture	Clay Loam		04-042-PHYS	24/08/2020 to 24/08/2020
pH (1:5 CaCl2)	4.6		04-031-PH	19/08/2020 to 20/08/2020
Electrical Conductivity (Sat. Ext.) ^	0.4	dS/m	04-054-WCALC	24/08/2020 to 24/08/2020
Organic Carbon (W&B)	1.05	%	04-018-UV1	19/08/2020 to 25/08/2020
Nitrate Nitrogen	14	mg/kg	04-063-FIA3	19/08/2020 to 20/08/2020
Ammonium Nitrogen	1.3	mg/kg	04-063-FIA3	19/08/2020 to 20/08/2020
Sulphur (KCl40)	1.1	mg/kg	04-021-ICP2	24/08/2020 to 25/08/2020
Phosphorus (Colwell)	21	mg/kg	04-013-COL_P	19/08/2020 to 21/08/2020
Phosphorus Buffer Index (PBI-Col)	44		04-020-ICP17	21/08/2020 to 21/08/2020
Potassium (Amm-acet.)	0.91	cmol(+)/kg	04-026-ICP8	20/08/2020 to 24/08/2020
Calcium (Amm-acet.)	2.0	cmol(+)/kg	04-026-ICP8	20/08/2020 to 24/08/2020
Magnesium (Amm-acet.)	0.82	cmol(+)/kg	04-026-ICP8	20/08/2020 to 24/08/2020
Sodium (Amm-acet.)	0.070	cmol(+)/kg	04-026-ICP8	20/08/2020 to 24/08/2020
Aluminium (KCl)	20	mg/kg	04-027-ICP9	20/08/2020 to 24/08/2020
Aluminium (KCl)	0.22	cmol(+)/kg	04-027-ICP9	20/08/2020 to 24/08/2020
Cation Exchange Capacity (Amm-acet.)	3.99	cmol(+)/kg	04-026-ICP8	24/08/2020 to 24/08/2020
Sodium % of cations	1.8	%	04-026-ICP8	24/08/2020 to 24/08/2020

Nutrient Advantage Laboratory Services

Nutrient Advantage is a trademark of Incitec Pivot Limited
Incitec Pivot Limited - ABN 42 004 080 264
8 South Rd, Werribee Vic 3030
Toll-free: 1800 803 453 Fax: (61 3) 9974 0699
Enquiries: lab.feedback@incitecpivot.com.au

Disclaimer: This analysis report is prepared solely for the client listed above. To the extent permitted by law, Incitec Pivot Limited excludes all liability in connection with this report and, where liability cannot be excluded, limits its liability, at its election, to the re-supply of the analysis services or the cost of the re-supply of such services.

SOIL ANALYSIS REPORT

Report Number: 634891

Sample Number: 022072092	Paddock Name: MT01205	Date Received: 18-Aug-2020
Test Code: 2017-083		Date of Report: 27-Oct-2020
Purchase Order No: TPG		
Grower Name: SUSTAINABLE SOIL MANAG		

Analyte	Result	Units	Method Code	Analyte Testing Period
Aluminium % of Cations	5.4	%	04-026-ICP8	24/08/2020 to 24/08/2020
Calcium/Magnesium Ratio	2.4		04-026-ICP8	20/08/2020 to 24/08/2020
pH (1:5 Water)	5.7		04-031-PH	19/08/2020 to 20/08/2020
Electrical Conductivity (1:5 water)	0.05	dS/m	04-031-PH	19/08/2020 to 20/08/2020
Chloride	<10	mg/kg	04-063-FIA3	19/08/2020 to 20/08/2020
Copper (DTPA)	0.52	mg/kg	04-024-ICP6	20/08/2020 to 21/08/2020
Zinc (DTPA)	0.38	mg/kg	04-024-ICP6	20/08/2020 to 21/08/2020
Manganese (DTPA)	18	mg/kg	04-024-ICP6	20/08/2020 to 21/08/2020
Iron (DTPA)	77	mg/kg	04-024-ICP6	20/08/2020 to 21/08/2020
Boron (Hot CaCl ₂)	0.40	mg/kg	04-025-ICP7	20/08/2020 to 24/08/2020
Molybdenum (Hot CaCl ₂) ^	<0.010	mg/kg	04-083-ICP27	20/08/2020 to 21/08/2020
Phosphorus Environmental Risk Index ^	0.48		04-020-ICP17	21/08/2020 to 21/08/2020

Sample condition on receipt: Suitable for testing.

The results pertain only to the sample submitted.

This document shall not be reproduced except in full.

Analyses performed on soil dried at 40°C and ground to 2mm or less.

^ NATA accreditation does not cover the performance of this service.

Accredited for compliance with ISO/IEC 17025 - Testing.

This results of the tests, calibrations and/or measurements included in this document are traceable to Australian/International standards.

Nutrient Advantage Laboratory Services

Nutrient Advantage is a trademark of Incitec Pivot Limited
Incitec Pivot Limited - ABN 42 004 080 264
8 South Rd, Werribee Vic 3030
Toll-free: 1800 803 453 Fax: (61 3) 9974 0699
Enquiries: lab.feedback@incitecpivot.com.au

Disclaimer: This analysis report is prepared solely for the client listed above. To the extent permitted by law, Incitec Pivot Limited excludes all liability in connection with this report and, where liability cannot be excluded, limits its liability, at its election, to the re-supply of the analysis services or the cost of the re-supply of such services.

SOIL ANALYSIS REPORT

Report Number: 634892

Sustainable Soils Management P/L
PO Box 130
WARREN
NSW 2824



Report Authorised
Paul Kennelly
Laboratory Manager
NATA Accredited Laboratory
Number: 11958

Sample Number: 022072091	Paddock Name: MT012515	Date Received: 18-Aug-2020
Test Code: 2017-083		Date of Report: 27-Oct-2020
Purchase Order No: TPG		
Grower Name: SUSTAINABLE SOIL MANAG		

Analyte	Result	Units	Method Code	Analyte Testing Period
2 hour natural aggregate ^	1			20/08/2020 to 20/08/2020
2 hour remoulded aggregate ^	3			20/08/2020 to 20/08/2020
20 hour natural aggregate ^	1			20/08/2020 to 20/08/2020
20 hour remoulded aggregate ^	3			20/08/2020 to 20/08/2020
Available Potassium ^	310	mg/kg	04-026-ICP8	20/08/2020 to 24/08/2020
Calcium % of Cations	58	%	04-026-ICP8	24/08/2020 to 24/08/2020
Emerson Class ^	2			20/08/2020 to 20/08/2020
Grass Tetany Risk Index ^	0.23		04-026-ICP8	20/08/2020 to 24/08/2020
Magnesium % of Cations	19	%	04-026-ICP8	24/08/2020 to 24/08/2020
Organic Matter (W&B * 1.72) ^	1.2	%	04-054-WCALC	25/08/2020 to 25/08/2020
Potassium % of Cations	18	%	04-026-ICP8	24/08/2020 to 24/08/2020
Slaking ^	0			20/08/2020 to 20/08/2020
Soil Colour	Red-brown		04-042-PHYS	24/08/2020 to 24/08/2020
Soil Texture	Clay Loam		04-042-PHYS	24/08/2020 to 24/08/2020
pH (1:5 CaCl2)	4.8		04-031-PH	19/08/2020 to 20/08/2020
Electrical Conductivity (Sat. Ext.) ^	0.2	dS/m	04-054-WCALC	24/08/2020 to 24/08/2020
Organic Carbon (W&B)	0.67	%	04-018-UV1	19/08/2020 to 25/08/2020
Nitrate Nitrogen	5.8	mg/kg	04-063-FIA3	19/08/2020 to 20/08/2020
Ammonium Nitrogen	0.87	mg/kg	04-063-FIA3	19/08/2020 to 20/08/2020
Sulphur (KCl40)	2.5	mg/kg	04-021-ICP2	24/08/2020 to 25/08/2020
Phosphorus (Colwell)	24	mg/kg	04-013-COL_P	19/08/2020 to 21/08/2020
Phosphorus Buffer Index (PBI-Col)	45		04-020-ICP17	21/08/2020 to 21/08/2020
Potassium (Amm-acet.)	0.78	cmol(+)/kg	04-026-ICP8	20/08/2020 to 24/08/2020
Calcium (Amm-acet.)	2.5	cmol(+)/kg	04-026-ICP8	20/08/2020 to 24/08/2020
Magnesium (Amm-acet.)	0.84	cmol(+)/kg	04-026-ICP8	20/08/2020 to 24/08/2020
Sodium (Amm-acet.)	0.046	cmol(+)/kg	04-026-ICP8	20/08/2020 to 24/08/2020
Aluminium (KCl)	12	mg/kg	04-027-ICP9	20/08/2020 to 24/08/2020
Aluminium (KCl)	0.13	cmol(+)/kg	04-027-ICP9	20/08/2020 to 24/08/2020
Cation Exchange Capacity (Amm-acet.)	4.33	cmol(+)/kg	04-026-ICP8	24/08/2020 to 24/08/2020
Sodium % of cations	1.1	%	04-026-ICP8	24/08/2020 to 24/08/2020

Nutrient Advantage Laboratory Services

Nutrient Advantage is a trademark of Incitec Pivot Limited
Incitec Pivot Limited - ABN 42 004 080 264
8 South Rd, Werribee Vic 3030
Toll-free: 1800 803 453 Fax: (61 3) 9974 0699
Enquiries: lab.feedback@incitecpivot.com.au

Disclaimer: This analysis report is prepared solely for the client listed above. To the extent permitted by law, Incitec Pivot Limited excludes all liability in connection with this report and, where liability cannot be excluded, limits its liability, at its election, to the re-supply of the analysis services or the cost of the re-supply of such services.

SOIL ANALYSIS REPORT

Report Number: 634892

Sample Number: 022072091	Paddock Name: MT012515	Date Received: 18-Aug-2020
Test Code: 2017-083		Date of Report: 27-Oct-2020
Purchase Order No: TPG		
Grower Name: SUSTAINABLE SOIL MANAG		

Analyte	Result	Units	Method Code	Analyte Testing Period
Aluminium % of Cations	3.0	%	04-026-ICP8	24/08/2020 to 24/08/2020
Calcium/Magnesium Ratio	3.0		04-026-ICP8	20/08/2020 to 24/08/2020
pH (1:5 Water)	6.1		04-031-PH	19/08/2020 to 20/08/2020
Electrical Conductivity (1:5 water)	0.03	dS/m	04-031-PH	19/08/2020 to 20/08/2020
Chloride	<10	mg/kg	04-063-FIA3	19/08/2020 to 20/08/2020
Copper (DTPA)	0.51	mg/kg	04-024-ICP6	20/08/2020 to 21/08/2020
Zinc (DTPA)	0.18	mg/kg	04-024-ICP6	20/08/2020 to 21/08/2020
Manganese (DTPA)	14	mg/kg	04-024-ICP6	20/08/2020 to 21/08/2020
Iron (DTPA)	54	mg/kg	04-024-ICP6	20/08/2020 to 21/08/2020
Boron (Hot CaCl ₂)	0.49	mg/kg	04-025-ICP7	20/08/2020 to 24/08/2020
Molybdenum (Hot CaCl ₂) ^	<0.010	mg/kg	04-083-ICP27	20/08/2020 to 21/08/2020
Phosphorus Environmental Risk Index ^	0.53		04-020-ICP17	21/08/2020 to 21/08/2020

Sample condition on receipt: Suitable for testing.

The results pertain only to the sample submitted.

This document shall not be reproduced except in full.

Analyses performed on soil dried at 40°C and ground to 2mm or less.

^ NATA accreditation does not cover the performance of this service.

Accredited for compliance with ISO/IEC 17025 - Testing.

This results of the tests, calibrations and/or measurements included in this document are traceable to Australian/International standards.

Nutrient Advantage Laboratory Services

Nutrient Advantage is a trademark of Incitec Pivot Limited
Incitec Pivot Limited - ABN 42 004 080 264
8 South Rd, Werribee Vic 3030
Toll-free: 1800 803 453 Fax: (61 3) 9974 0699
Enquiries: lab.feedback@incitecpivot.com.au

Disclaimer: This analysis report is prepared solely for the client listed above. To the extent permitted by law, Incitec Pivot Limited excludes all liability in connection with this report and, where liability cannot be excluded, limits its liability, at its election, to the re-supply of the analysis services or the cost of the re-supply of such services.

SOIL ANALYSIS REPORT

Report Number: 634917

Sustainable Soils Management P/L
 PO Box 130
 WARREN
 NSW 2824



Report Authorised
 Paul Kennelly
 Laboratory Manager
 NATA Accredited Laboratory
 Number: 11958

Sample Number: 022072090	Paddock Name: MT0121530	Date Received: 18-Aug-2020
Test Code: 2017-065		Date of Report: 27-Oct-2020
Purchase Order No: TPG		
Grower Name: SUSTAINABLE SOIL MANAG		

Analyte	Result	Units	Method Code	Analyte Testing Period
2 hour natural aggregate ^	2			20/08/2020 to 20/08/2020
2 hour remoulded aggregate ^	3			20/08/2020 to 20/08/2020
20 hour natural aggregate ^	2			20/08/2020 to 20/08/2020
20 hour remoulded aggregate ^	3			20/08/2020 to 20/08/2020
Available Potassium ^	190	mg/kg	04-026-ICP8	20/08/2020 to 24/08/2020
Calcium % of Cations	66	%	04-026-ICP8	24/08/2020 to 24/08/2020
Emerson Class ^	2			20/08/2020 to 20/08/2020
Grass Tetany Risk Index ^	0.13		04-026-ICP8	20/08/2020 to 24/08/2020
Magnesium % of Cations	19	%	04-026-ICP8	24/08/2020 to 24/08/2020
Potassium % of Cations	11	%	04-026-ICP8	24/08/2020 to 24/08/2020
Slaking ^	0			20/08/2020 to 20/08/2020
pH (1:5 CaCl2)	5.5		04-031-PH	19/08/2020 to 20/08/2020
Nitrate Nitrogen	2.4	mg/kg	04-063-FIA3	19/08/2020 to 20/08/2020
Ammonium Nitrogen	0.87	mg/kg	04-063-FIA3	19/08/2020 to 20/08/2020
Potassium (Amm-acet.)	0.48	cmol(+)/kg	04-026-ICP8	20/08/2020 to 24/08/2020
Calcium (Amm-acet.)	2.9	cmol(+)/kg	04-026-ICP8	20/08/2020 to 24/08/2020
Magnesium (Amm-acet.)	0.82	cmol(+)/kg	04-026-ICP8	20/08/2020 to 24/08/2020
Sodium (Amm-acet.)	0.058	cmol(+)/kg	04-026-ICP8	20/08/2020 to 24/08/2020
Aluminium (KCl)	11	mg/kg	04-027-ICP9	20/08/2020 to 24/08/2020
Aluminium (KCl)	0.13	cmol(+)/kg	04-027-ICP9	20/08/2020 to 24/08/2020
Cation Exchange Capacity (Amm-acet.)	4.37	cmol(+)/kg	04-026-ICP8	24/08/2020 to 24/08/2020
Sodium % of cations	1.3	%	04-026-ICP8	24/08/2020 to 24/08/2020
Aluminium % of Cations	2.9	%	04-026-ICP8	24/08/2020 to 24/08/2020
Calcium/Magnesium Ratio	3.5		04-026-ICP8	20/08/2020 to 24/08/2020
pH (1:5 Water)	6.8		04-031-PH	19/08/2020 to 20/08/2020
Electrical Conductivity (1:5 water)	0.02	dS/m	04-031-PH	19/08/2020 to 20/08/2020
Chloride	<10	mg/kg	04-063-FIA3	19/08/2020 to 20/08/2020

Nutrient Advantage Laboratory Services

Nutrient Advantage is a trademark of Incitec Pivot Limited
 Incitec Pivot Limited - ABN 42 004 080 264
 8 South Rd, Werribee Vic 3030
 Toll-free: 1800 803 453 Fax: (61 3) 9974 0699
 Enquiries: lab.feedback@incitecpivot.com.au

Disclaimer: This analysis report is prepared solely for the client listed above. To the extent permitted by law, Incitec Pivot Limited excludes all liability in connection with this report and, where liability cannot be excluded, limits its liability, at its election, to the re-supply of the analysis services or the cost of the re-supply of such services.

Report Number: 634917

Sample condition on receipt: Suitable for testing.

The results pertain only to the sample submitted.

This document shall not be reproduced except in full.

Analyses performed on soil dried at 40°C and ground to 2mm or less.

^ NATA accreditation does not cover the performance of this service.

Accredited for compliance with ISO/IEC 17025 - Testing.

This results of the tests, calibrations and/or measurements included in this document are traceable to Australian/International standards.

Nutrient Advantage Laboratory Services

Nutrient Advantage is a trademark of Incitec Pivot Limited

Incitec Pivot Limited - ABN 42 004 080 264

8 South Rd, Werribee Vic 3030

Toll-free: 1800 803 453 Fax: (61 3) 9974 0699

Enquiries: lab.feedback@incitecpivot.com.au

Disclaimer: This analysis report is prepared solely for the client listed above. To the extent permitted by law, Incitec Pivot Limited excludes all liability in connection with this report and, where liability cannot be excluded, limits its liability, at its election, to the re-supply of the analysis services or the cost of the re-supply of such services.

SOIL ANALYSIS REPORT

Report Number: 634918

Sustainable Soils Management P/L
PO Box 130
WARREN
NSW 2824



Report Authorised
Paul Kennelly
Laboratory Manager
NATA Accredited Laboratory
Number: 11958

Sample Number: 022072089	Paddock Name: MT0123060	Date Received: 18-Aug-2020
Test Code: 2017-065		Date of Report: 27-Oct-2020
Purchase Order No: TPG		
Grower Name: SUSTAINABLE SOIL MANAG		

Analyte	Result	Units	Method Code	Analyte Testing Period
2 hour natural aggregate ^	3			20/08/2020 to 20/08/2020
2 hour remoulded aggregate ^	4			20/08/2020 to 20/08/2020
20 hour natural aggregate ^	3			20/08/2020 to 20/08/2020
20 hour remoulded aggregate ^	4			20/08/2020 to 20/08/2020
Available Potassium ^	300	mg/kg	04-026-ICP8	20/08/2020 to 24/08/2020
Calcium % of Cations	59	%	04-026-ICP8	24/08/2020 to 24/08/2020
Emerson Class ^	8			20/08/2020 to 20/08/2020
Grass Tetany Risk Index ^	0.12		04-026-ICP8	20/08/2020 to 24/08/2020
Magnesium % of Cations	28	%	04-026-ICP8	24/08/2020 to 24/08/2020
Potassium % of Cations	10	%	04-026-ICP8	24/08/2020 to 24/08/2020
Slaking ^	1			20/08/2020 to 20/08/2020
pH (1:5 CaCl2)	6.5		04-031-PH	19/08/2020 to 20/08/2020
Nitrate Nitrogen	1.7	mg/kg	04-063-FIA3	19/08/2020 to 20/08/2020
Ammonium Nitrogen	1.1	mg/kg	04-063-FIA3	19/08/2020 to 20/08/2020
Potassium (Amm-acet.)	0.76	cmol(+)/kg	04-026-ICP8	20/08/2020 to 24/08/2020
Calcium (Amm-acet.)	4.5	cmol(+)/kg	04-026-ICP8	20/08/2020 to 24/08/2020
Magnesium (Amm-acet.)	2.1	cmol(+)/kg	04-026-ICP8	20/08/2020 to 24/08/2020
Sodium (Amm-acet.)	0.19	cmol(+)/kg	04-026-ICP8	20/08/2020 to 24/08/2020
Aluminium (KCl)	<9.0	mg/kg	04-027-ICP9	20/08/2020 to 24/08/2020
Aluminium (KCl)	<0.10	cmol(+)/kg	04-027-ICP9	20/08/2020 to 24/08/2020
Cation Exchange Capacity (Amm-acet.)	7.51	cmol(+)/kg	04-026-ICP8	24/08/2020 to 24/08/2020
Sodium % of cations	2.5	%	04-026-ICP8	24/08/2020 to 24/08/2020
Aluminium % of Cations	<1	%	04-026-ICP8	24/08/2020 to 24/08/2020
Calcium/Magnesium Ratio	2.1		04-026-ICP8	20/08/2020 to 24/08/2020
pH (1:5 Water)	7.7		04-031-PH	19/08/2020 to 20/08/2020
Electrical Conductivity (1:5 water)	0.03	dS/m	04-031-PH	19/08/2020 to 20/08/2020
Chloride	<10	mg/kg	04-063-FIA3	19/08/2020 to 20/08/2020

Nutrient Advantage Laboratory Services

Nutrient Advantage is a trademark of Incitec Pivot Limited
Incitec Pivot Limited - ABN 42 004 080 264
8 South Rd, Werribee Vic 3030
Toll-free: 1800 803 453 Fax: (61 3) 9974 0699
Enquiries: lab.feedback@incitecpivot.com.au

Disclaimer: This analysis report is prepared solely for the client listed above. To the extent permitted by law, Incitec Pivot Limited excludes all liability in connection with this report and, where liability cannot be excluded, limits its liability, at its election, to the re-supply of the analysis services or the cost of the re-supply of such services.

SOIL ANALYSIS REPORT

Report Number: 634918

Sample condition on receipt: Suitable for testing.

The results pertain only to the sample submitted.

This document shall not be reproduced except in full.

Analyses performed on soil dried at 40°C and ground to 2mm or less.

^ NATA accreditation does not cover the performance of this service.

Accredited for compliance with ISO/IEC 17025 - Testing.

This results of the tests, calibrations and/or measurements included in this document are traceable to Australian/International standards.

Nutrient Advantage Laboratory Services

Nutrient Advantage is a trademark of Incitec Pivot Limited

Incitec Pivot Limited - ABN 42 004 080 264

8 South Rd, Werribee Vic 3030

Toll-free: 1800 803 453 Fax: (61 3) 9974 0699

Enquiries: lab.feedback@incitecpivot.com.au

Disclaimer: This analysis report is prepared solely for the client listed above. To the extent permitted by law, Incitec Pivot Limited excludes all liability in connection with this report and, where liability cannot be excluded, limits its liability, at its election, to the re-supply of the analysis services or the cost of the re-supply of such services.

SOIL ANALYSIS REPORT

Report Number: 634919

Sustainable Soils Management P/L
PO Box 130
WARREN
NSW 2824



Report Authorised
Paul Kennelly
Laboratory Manager
NATA Accredited Laboratory
Number: 11958

Sample Number: 022072088	Paddock Name: MT01260100	Date Received: 18-Aug-2020
Test Code: 2017-065		Date of Report: 27-Oct-2020
Purchase Order No: TPG		
Grower Name: SUSTAINABLE SOIL MANAG		

Analyte	Result	Units	Method Code	Analyte Testing Period
2 hour natural aggregate ^	2			20/08/2020 to 20/08/2020
2 hour remoulded aggregate ^	4			20/08/2020 to 20/08/2020
20 hour natural aggregate ^	2			20/08/2020 to 20/08/2020
20 hour remoulded aggregate ^	4			20/08/2020 to 20/08/2020
Available Potassium ^	740	mg/kg	04-026-ICP8	20/08/2020 to 24/08/2020
Calcium % of Cations	37	%	04-026-ICP8	24/08/2020 to 24/08/2020
Emerson Class ^	2			20/08/2020 to 20/08/2020
Grass Tetany Risk Index ^	0.15		04-026-ICP8	20/08/2020 to 24/08/2020
Magnesium % of Cations	45	%	04-026-ICP8	24/08/2020 to 24/08/2020
Potassium % of Cations	12	%	04-026-ICP8	24/08/2020 to 24/08/2020
Slaking ^	0			20/08/2020 to 20/08/2020
pH (1:5 CaCl2)	7.5		04-031-PH	19/08/2020 to 20/08/2020
Nitrate Nitrogen	0.91	mg/kg	04-063-FIA3	19/08/2020 to 20/08/2020
Ammonium Nitrogen	0.85	mg/kg	04-063-FIA3	19/08/2020 to 20/08/2020
Potassium (Amm-acet.)	1.9	cmol(+)/kg	04-026-ICP8	20/08/2020 to 24/08/2020
Calcium (Amm-acet.)	5.8	cmol(+)/kg	04-026-ICP8	20/08/2020 to 24/08/2020
Magnesium (Amm-acet.)	7.1	cmol(+)/kg	04-026-ICP8	20/08/2020 to 24/08/2020
Sodium (Amm-acet.)	1.1	cmol(+)/kg	04-026-ICP8	20/08/2020 to 24/08/2020
Aluminium (KCl)	<9.0	mg/kg	04-027-ICP9	20/08/2020 to 24/08/2020
Aluminium (KCl)	<0.10	cmol(+)/kg	04-027-ICP9	20/08/2020 to 24/08/2020
Cation Exchange Capacity (Amm-acet.)	15.9	cmol(+)/kg	04-026-ICP8	24/08/2020 to 24/08/2020
Sodium % of cations	7.1	%	04-026-ICP8	24/08/2020 to 24/08/2020
Aluminium % of Cations	<1	%	04-026-ICP8	24/08/2020 to 24/08/2020
Calcium/Magnesium Ratio	0.82		04-026-ICP8	20/08/2020 to 24/08/2020
pH (1:5 Water)	8.8		04-031-PH	19/08/2020 to 20/08/2020
Electrical Conductivity (1:5 water)	0.07	dS/m	04-031-PH	19/08/2020 to 20/08/2020
Chloride	<10	mg/kg	04-063-FIA3	19/08/2020 to 20/08/2020

Nutrient Advantage Laboratory Services

Nutrient Advantage is a trademark of Incitec Pivot Limited
Incitec Pivot Limited - ABN 42 004 080 264
8 South Rd, Werribee Vic 3030
Toll-free: 1800 803 453 Fax: (61 3) 9974 0699
Enquiries: lab.feedback@incitecpivot.com.au

Disclaimer: This analysis report is prepared solely for the client listed above. To the extent permitted by law, Incitec Pivot Limited excludes all liability in connection with this report and, where liability cannot be excluded, limits its liability, at its election, to the re-supply of the analysis services or the cost of the re-supply of such services.

Report Number: 634919

Sample condition on receipt: Suitable for testing.

The results pertain only to the sample submitted.

This document shall not be reproduced except in full.

Analyses performed on soil dried at 40°C and ground to 2mm or less.

^ NATA accreditation does not cover the performance of this service.

Accredited for compliance with ISO/IEC 17025 - Testing.

This results of the tests, calibrations and/or measurements included in this document are traceable to Australian/International standards.

Nutrient Advantage Laboratory Services

Nutrient Advantage is a trademark of Incitec Pivot Limited

Incitec Pivot Limited - ABN 42 004 080 264

8 South Rd, Werribee Vic 3030

Toll-free: 1800 803 453 Fax: (61 3) 9974 0699

Enquiries: lab.feedback@incitecpivot.com.au

Disclaimer: This analysis report is prepared solely for the client listed above. To the extent permitted by law, Incitec Pivot Limited excludes all liability in connection with this report and, where liability cannot be excluded, limits its liability, at its election, to the re-supply of the analysis services or the cost of the re-supply of such services.

SOIL ANALYSIS REPORT

Report Number: 634920

Sustainable Soils Management P/L
PO Box 130
WARREN
NSW 2824



Report Authorised
Paul Kennelly
Laboratory Manager
NATA Accredited Laboratory
Number: 11958

Sample Number: 022072087	Paddock Name: MT01305	Date Received: 18-Aug-2020
Test Code: CT171		Date of Report: 27-Oct-2020
Purchase Order No: TPG		
Grower Name: SUSTAINABLE SOIL MANAG		

Analyte	Result	Units	Method Code	Analyte Testing Period
2 hour natural aggregate ^	1			20/08/2020 to 20/08/2020
2 hour remoulded aggregate ^	3			20/08/2020 to 20/08/2020
20 hour natural aggregate ^	1			20/08/2020 to 20/08/2020
20 hour remoulded aggregate ^	3			20/08/2020 to 20/08/2020
Available Potassium ^	580	mg/kg	04-026-ICP8	20/08/2020 to 24/08/2020
Calcium % of Cations	62	%	04-026-ICP8	24/08/2020 to 24/08/2020
Emerson Class ^	2			20/08/2020 to 20/08/2020
Grass Tetany Risk Index ^	0.21		04-026-ICP8	20/08/2020 to 24/08/2020
Magnesium % of Cations	21	%	04-026-ICP8	24/08/2020 to 24/08/2020
Potassium % of Cations	17	%	04-026-ICP8	24/08/2020 to 24/08/2020
Slaking ^	0			20/08/2020 to 20/08/2020
Soil Colour	Red-brown		04-042-PHYS	24/08/2020 to 24/08/2020
Soil Texture	Clay		04-042-PHYS	24/08/2020 to 24/08/2020
pH (1:5 CaCl2)	5.3		04-031-PH	19/08/2020 to 20/08/2020
Electrical Conductivity (Sat. Ext.) ^	0.4	dS/m	04-054-WCALC	24/08/2020 to 24/08/2020
Active (labile) Carbon ^	236	mg/kg	04-065-ACTIVE_C	21/08/2020 to 25/08/2020
Nitrate Nitrogen	16	mg/kg	04-063-FIA3	19/08/2020 to 20/08/2020
Ammonium Nitrogen	2.6	mg/kg	04-063-FIA3	19/08/2020 to 20/08/2020
Total Carbon (combustion)	1.5	%	04-086-TC	20/08/2020 to 20/08/2020
Sulphur (KCl40)	2.1	mg/kg	04-021-ICP2	24/08/2020 to 25/08/2020
Phosphorus (Colwell)	19	mg/kg	04-013-COL_P	19/08/2020 to 21/08/2020
Phosphorus Buffer Index (PBI-Col)	56		04-020-ICP17	21/08/2020 to 21/08/2020
Potassium (Amm-acet.)	1.5	cmol(+)/kg	04-026-ICP8	20/08/2020 to 24/08/2020
Calcium (Amm-acet.)	5.4	cmol(+)/kg	04-026-ICP8	20/08/2020 to 24/08/2020
Magnesium (Amm-acet.)	1.8	cmol(+)/kg	04-026-ICP8	20/08/2020 to 24/08/2020
Sodium (Amm-acet.)	0.045	cmol(+)/kg	04-026-ICP8	20/08/2020 to 24/08/2020
Aluminium (KCl)	<9.0	mg/kg	04-027-ICP9	20/08/2020 to 24/08/2020
Aluminium (KCl)	<0.10	cmol(+)/kg	04-027-ICP9	20/08/2020 to 24/08/2020
Cation Exchange Capacity (Amm-acet.)	8.82	cmol(+)/kg	04-026-ICP8	24/08/2020 to 24/08/2020
Sodium % of cations	0.51	%	04-026-ICP8	24/08/2020 to 24/08/2020

Nutrient Advantage Laboratory Services

Nutrient Advantage is a trademark of Incitec Pivot Limited
Incitec Pivot Limited - ABN 42 004 080 264
8 South Rd, Werribee Vic 3030
Toll-free: 1800 803 453 Fax: (61 3) 9974 0699
Enquiries: lab.feedback@incitecpivot.com.au

Disclaimer: This analysis report is prepared solely for the client listed above. To the extent permitted by law, Incitec Pivot Limited excludes all liability in connection with this report and, where liability cannot be excluded, limits its liability, at its election, to the re-supply of the analysis services or the cost of the re-supply of such services.

SOIL ANALYSIS REPORT

Report Number: 634920

Sample Number: 022072087	Paddock Name: MT01305	Date Received: 18-Aug-2020
Test Code: CT171		Date of Report: 27-Oct-2020
Purchase Order No: TPG		
Grower Name: SUSTAINABLE SOIL MANAG		

Analyte	Result	Units	Method Code	Analyte Testing Period
Aluminium % of Cations	<1	%	04-026-ICP8	24/08/2020 to 24/08/2020
Calcium/Magnesium Ratio	3.0		04-026-ICP8	20/08/2020 to 24/08/2020
pH (1:5 Water)	6.3		04-031-PH	19/08/2020 to 20/08/2020
Electrical Conductivity (1:5 water)	0.06	dS/m	04-031-PH	19/08/2020 to 20/08/2020
Chloride	<10	mg/kg	04-063-FIA3	19/08/2020 to 20/08/2020
Copper (DTPA)	1.6	mg/kg	04-024-ICP6	20/08/2020 to 21/08/2020
Zinc (DTPA)	1.3	mg/kg	04-024-ICP6	20/08/2020 to 21/08/2020
Manganese (DTPA)	34	mg/kg	04-024-ICP6	20/08/2020 to 21/08/2020
Iron (DTPA)	22	mg/kg	04-024-ICP6	20/08/2020 to 21/08/2020
Boron (Hot CaCl2)	0.72	mg/kg	04-025-ICP7	20/08/2020 to 24/08/2020
Phosphorus Environmental Risk Index ^	0.34		04-020-ICP17	21/08/2020 to 21/08/2020

Sample condition on receipt: Suitable for testing.

The results pertain only to the sample submitted.

This document shall not be reproduced except in full.

Analyses performed on soil dried at 40°C and ground to 2mm or less.

^ NATA accreditation does not cover the performance of this service.

Accredited for compliance with ISO/IEC 17025 - Testing.

This results of the tests, calibrations and/or measurements included in this document are traceable to Australian/International standards.

Nutrient Advantage Laboratory Services

Nutrient Advantage is a trademark of Incitec Pivot Limited
Incitec Pivot Limited - ABN 42 004 080 264
8 South Rd, Werribee Vic 3030
Toll-free: 1800 803 453 Fax: (61 3) 9974 0699
Enquiries: lab.feedback@incitecpivot.com.au

Disclaimer: This analysis report is prepared solely for the client listed above. To the extent permitted by law, Incitec Pivot Limited excludes all liability in connection with this report and, where liability cannot be excluded, limits its liability, at its election, to the re-supply of the analysis services or the cost of the re-supply of such services.

SOIL ANALYSIS REPORT

Report Number: 634921

Sustainable Soils Management P/L
PO Box 130
WARREN
NSW 2824



Report Authorised
Paul Kennelly
Laboratory Manager
NATA Accredited Laboratory
Number: 11958

Sample Number: 022072086	Paddock Name: MT013515	Date Received: 18-Aug-2020
Test Code: CT171		Date of Report: 27-Oct-2020
Purchase Order No: TPG		
Grower Name: SUSTAINABLE SOIL MANAG		

Analyte	Result	Units	Method Code	Analyte Testing Period
2 hour natural aggregate ^	1			20/08/2020 to 20/08/2020
2 hour remoulded aggregate ^	4			20/08/2020 to 20/08/2020
20 hour natural aggregate ^	1			20/08/2020 to 20/08/2020
20 hour remoulded aggregate ^	4			20/08/2020 to 20/08/2020
Available Potassium ^	620	mg/kg	04-026-ICP8	20/08/2020 to 24/08/2020
Calcium % of Cations	63	%	04-026-ICP8	24/08/2020 to 24/08/2020
Emerson Class ^	2			20/08/2020 to 20/08/2020
Grass Tetany Risk Index ^	0.18		04-026-ICP8	20/08/2020 to 24/08/2020
Magnesium % of Cations	22	%	04-026-ICP8	24/08/2020 to 24/08/2020
Potassium % of Cations	15	%	04-026-ICP8	24/08/2020 to 24/08/2020
Slaking ^	0			20/08/2020 to 20/08/2020
Soil Colour	Red-brown		04-042-PHYS	24/08/2020 to 24/08/2020
Soil Texture	Clay		04-042-PHYS	24/08/2020 to 24/08/2020
pH (1:5 CaCl2)	5.6		04-031-PH	19/08/2020 to 20/08/2020
Electrical Conductivity (Sat. Ext.) ^	0.2	dS/m	04-054-WCALC	24/08/2020 to 24/08/2020
Active (labile) Carbon ^	181	mg/kg	04-065-ACTIVE_C	21/08/2020 to 25/08/2020
Nitrate Nitrogen	5.1	mg/kg	04-063-FIA3	19/08/2020 to 20/08/2020
Ammonium Nitrogen	0.97	mg/kg	04-063-FIA3	19/08/2020 to 20/08/2020
Total Carbon (combustion)	1.4	%	04-086-TC	20/08/2020 to 20/08/2020
Sulphur (KCl40)	4.8	mg/kg	04-021-ICP2	24/08/2020 to 25/08/2020
Phosphorus (Colwell)	12	mg/kg	04-013-COL_P	19/08/2020 to 21/08/2020
Phosphorus Buffer Index (PBI-Col)	61		04-020-ICP17	21/08/2020 to 21/08/2020
Potassium (Amm-acet.)	1.6	cmol(+)/kg	04-026-ICP8	20/08/2020 to 24/08/2020
Calcium (Amm-acet.)	6.6	cmol(+)/kg	04-026-ICP8	20/08/2020 to 24/08/2020
Magnesium (Amm-acet.)	2.3	cmol(+)/kg	04-026-ICP8	20/08/2020 to 24/08/2020
Sodium (Amm-acet.)	0.068	cmol(+)/kg	04-026-ICP8	20/08/2020 to 24/08/2020
Aluminium (KCl)	<9.0	mg/kg	04-027-ICP9	20/08/2020 to 24/08/2020
Aluminium (KCl)	<0.10	cmol(+)/kg	04-027-ICP9	20/08/2020 to 24/08/2020
Cation Exchange Capacity (Amm-acet.)	10.5	cmol(+)/kg	04-026-ICP8	24/08/2020 to 24/08/2020
Sodium % of cations	0.65	%	04-026-ICP8	24/08/2020 to 24/08/2020

Nutrient Advantage Laboratory Services

Nutrient Advantage is a trademark of Incitec Pivot Limited
Incitec Pivot Limited - ABN 42 004 080 264
8 South Rd, Werribee Vic 3030
Toll-free: 1800 803 453 Fax: (61 3) 9974 0699
Enquiries: lab.feedback@incitecpivot.com.au

Disclaimer: This analysis report is prepared solely for the client listed above. To the extent permitted by law, Incitec Pivot Limited excludes all liability in connection with this report and, where liability cannot be excluded, limits its liability, at its election, to the re-supply of the analysis services or the cost of the re-supply of such services.

SOIL ANALYSIS REPORT

Report Number: 634921

Sample Number: 022072086	Paddock Name: MT013515	Date Received: 18-Aug-2020
Test Code: CT171		Date of Report: 27-Oct-2020
Purchase Order No: TPG		
Grower Name: SUSTAINABLE SOIL MANAG		

Analyte	Result	Units	Method Code	Analyte Testing Period
Aluminium % of Cations	<1	%	04-026-ICP8	24/08/2020 to 24/08/2020
Calcium/Magnesium Ratio	2.9		04-026-ICP8	20/08/2020 to 24/08/2020
pH (1:5 Water)	6.7		04-031-PH	19/08/2020 to 20/08/2020
Electrical Conductivity (1:5 water)	0.04	dS/m	04-031-PH	19/08/2020 to 20/08/2020
Chloride	<10	mg/kg	04-063-FIA3	19/08/2020 to 20/08/2020
Copper (DTPA)	1.7	mg/kg	04-024-ICP6	20/08/2020 to 21/08/2020
Zinc (DTPA)	0.73	mg/kg	04-024-ICP6	20/08/2020 to 21/08/2020
Manganese (DTPA)	35	mg/kg	04-024-ICP6	20/08/2020 to 21/08/2020
Iron (DTPA)	16	mg/kg	04-024-ICP6	20/08/2020 to 21/08/2020
Boron (Hot CaCl2)	0.82	mg/kg	04-025-ICP7	20/08/2020 to 24/08/2020
Phosphorus Environmental Risk Index ^	0.20		04-020-ICP17	21/08/2020 to 21/08/2020

Sample condition on receipt: Suitable for testing.

The results pertain only to the sample submitted.

This document shall not be reproduced except in full.

Analyses performed on soil dried at 40°C and ground to 2mm or less.

^ NATA accreditation does not cover the performance of this service.

Accredited for compliance with ISO/IEC 17025 - Testing.

This results of the tests, calibrations and/or measurements included in this document are traceable to Australian/International standards.

Nutrient Advantage Laboratory Services

Nutrient Advantage is a trademark of Incitec Pivot Limited
Incitec Pivot Limited - ABN 42 004 080 264
8 South Rd, Werribee Vic 3030
Toll-free: 1800 803 453 Fax: (61 3) 9974 0699
Enquiries: lab.feedback@incitecpivot.com.au

Disclaimer: This analysis report is prepared solely for the client listed above. To the extent permitted by law, Incitec Pivot Limited excludes all liability in connection with this report and, where liability cannot be excluded, limits its liability, at its election, to the re-supply of the analysis services or the cost of the re-supply of such services.

SOIL ANALYSIS REPORT

Report Number: 634922

Sustainable Soils Management P/L
PO Box 130
WARREN
NSW 2824



Report Authorised
Paul Kennelly
Laboratory Manager
NATA Accredited Laboratory
Number: 11958

Sample Number: 022072085	Paddock Name: MT0131530	Date Received: 18-Aug-2020
Test Code: CT173		Date of Report: 27-Oct-2020
Purchase Order No: TPG		
Grower Name: SUSTAINABLE SOIL MANAG		

Analyte	Result	Units	Method Code	Analyte Testing Period
2 hour natural aggregate ^	1			20/08/2020 to 20/08/2020
2 hour remoulded aggregate ^	4			20/08/2020 to 20/08/2020
20 hour natural aggregate ^	2			20/08/2020 to 20/08/2020
20 hour remoulded aggregate ^	4			20/08/2020 to 20/08/2020
Available Potassium ^	550	mg/kg	04-026-ICP8	20/08/2020 to 24/08/2020
Calcium % of Cations	63	%	04-026-ICP8	24/08/2020 to 24/08/2020
Emerson Class ^	2			20/08/2020 to 20/08/2020
Grass Tetany Risk Index ^	0.15		04-026-ICP8	20/08/2020 to 24/08/2020
Magnesium % of Cations	24	%	04-026-ICP8	24/08/2020 to 24/08/2020
Potassium % of Cations	13	%	04-026-ICP8	24/08/2020 to 24/08/2020
Slaking ^	0			20/08/2020 to 20/08/2020
pH (1:5 CaCl2)	6.0		04-031-PH	19/08/2020 to 20/08/2020
Active (labile) Carbon ^	120	mg/kg	04-065-ACTIVE_C	21/08/2020 to 25/08/2020
Nitrate Nitrogen	7.7	mg/kg	04-063-FIA3	19/08/2020 to 20/08/2020
Ammonium Nitrogen	0.86	mg/kg	04-063-FIA3	19/08/2020 to 20/08/2020
Total Carbon (combustion)	1.0	%	04-086-TC	20/08/2020 to 20/08/2020
Potassium (Amm-acet.)	1.4	cmol(+)/kg	04-026-ICP8	20/08/2020 to 24/08/2020
Calcium (Amm-acet.)	6.8	cmol(+)/kg	04-026-ICP8	20/08/2020 to 24/08/2020
Magnesium (Amm-acet.)	2.6	cmol(+)/kg	04-026-ICP8	20/08/2020 to 24/08/2020
Sodium (Amm-acet.)	0.10	cmol(+)/kg	04-026-ICP8	20/08/2020 to 24/08/2020
Aluminium (KCl)	<9.0	mg/kg	04-027-ICP9	20/08/2020 to 24/08/2020
Aluminium (KCl)	<0.10	cmol(+)/kg	04-027-ICP9	20/08/2020 to 24/08/2020
Cation Exchange Capacity (Amm-acet.)	10.9	cmol(+)/kg	04-026-ICP8	24/08/2020 to 24/08/2020
Sodium % of cations	0.92	%	04-026-ICP8	24/08/2020 to 24/08/2020
Aluminium % of Cations	<1	%	04-026-ICP8	24/08/2020 to 24/08/2020
Calcium/Magnesium Ratio	2.6		04-026-ICP8	20/08/2020 to 24/08/2020
pH (1:5 Water)	7.0		04-031-PH	19/08/2020 to 20/08/2020
Electrical Conductivity (1:5 water)	0.05	dS/m	04-031-PH	19/08/2020 to 20/08/2020
Chloride	<10	mg/kg	04-063-FIA3	19/08/2020 to 20/08/2020

Nutrient Advantage Laboratory Services

Nutrient Advantage is a trademark of Incitec Pivot Limited
Incitec Pivot Limited - ABN 42 004 080 264
8 South Rd, Werribee Vic 3030
Toll-free: 1800 803 453 Fax: (61 3) 9974 0699
Enquiries: lab.feedback@incitecpivot.com.au

Disclaimer: This analysis report is prepared solely for the client listed above. To the extent permitted by law, Incitec Pivot Limited excludes all liability in connection with this report and, where liability cannot be excluded, limits its liability, at its election, to the re-supply of the analysis services or the cost of the re-supply of such services.

Report Number: 634922

Sample condition on receipt: Suitable for testing.

The results pertain only to the sample submitted.

This document shall not be reproduced except in full.

Analyses performed on soil dried at 40°C and ground to 2mm or less.

^ NATA accreditation does not cover the performance of this service.

Accredited for compliance with ISO/IEC 17025 - Testing.

This results of the tests, calibrations and/or measurements included in this document are traceable to Australian/International standards.

Nutrient Advantage Laboratory Services

Nutrient Advantage is a trademark of Incitec Pivot Limited

Incitec Pivot Limited - ABN 42 004 080 264

8 South Rd, Werribee Vic 3030

Toll-free: 1800 803 453 Fax: (61 3) 9974 0699

Enquiries: lab.feedback@incitecpivot.com.au

Disclaimer: This analysis report is prepared solely for the client listed above. To the extent permitted by law, Incitec Pivot Limited excludes all liability in connection with this report and, where liability cannot be excluded, limits its liability, at its election, to the re-supply of the analysis services or the cost of the re-supply of such services.

SOIL ANALYSIS REPORT

Report Number: 634923

Sustainable Soils Management P/L
PO Box 130
WARREN
NSW 2824



Report Authorised
Paul Kennelly
Laboratory Manager
NATA Accredited Laboratory
Number: 11958

Sample Number: 022072084	Paddock Name: MT0133060	Date Received: 18-Aug-2020
Test Code: 2017-065		Date of Report: 27-Oct-2020
Purchase Order No: TPG		
Grower Name: SUSTAINABLE SOIL MANAG		

Analyte	Result	Units	Method Code	Analyte Testing Period
2 hour natural aggregate ^	1			20/08/2020 to 20/08/2020
2 hour remoulded aggregate ^	4			20/08/2020 to 20/08/2020
20 hour natural aggregate ^	2			20/08/2020 to 20/08/2020
20 hour remoulded aggregate ^	4			20/08/2020 to 20/08/2020
Available Potassium ^	390	mg/kg	04-026-ICP8	20/08/2020 to 24/08/2020
Calcium % of Cations	56	%	04-026-ICP8	24/08/2020 to 24/08/2020
Emerson Class ^	2			20/08/2020 to 20/08/2020
Grass Tetany Risk Index ^	0.13		04-026-ICP8	20/08/2020 to 24/08/2020
Magnesium % of Cations	31	%	04-026-ICP8	24/08/2020 to 24/08/2020
Potassium % of Cations	11	%	04-026-ICP8	24/08/2020 to 24/08/2020
Slaking ^	0			20/08/2020 to 20/08/2020
pH (1:5 CaCl2)	6.2		04-031-PH	19/08/2020 to 20/08/2020
Nitrate Nitrogen	3.6	mg/kg	04-063-FIA3	19/08/2020 to 20/08/2020
Ammonium Nitrogen	0.91	mg/kg	04-063-FIA3	19/08/2020 to 20/08/2020
Potassium (Amm-acet.)	0.99	cmol(+)/kg	04-026-ICP8	20/08/2020 to 24/08/2020
Calcium (Amm-acet.)	4.9	cmol(+)/kg	04-026-ICP8	20/08/2020 to 24/08/2020
Magnesium (Amm-acet.)	2.7	cmol(+)/kg	04-026-ICP8	20/08/2020 to 24/08/2020
Sodium (Amm-acet.)	0.15	cmol(+)/kg	04-026-ICP8	20/08/2020 to 24/08/2020
Aluminium (KCl)	<9.0	mg/kg	04-027-ICP9	20/08/2020 to 24/08/2020
Aluminium (KCl)	<0.10	cmol(+)/kg	04-027-ICP9	20/08/2020 to 24/08/2020
Cation Exchange Capacity (Amm-acet.)	8.76	cmol(+)/kg	04-026-ICP8	24/08/2020 to 24/08/2020
Sodium % of cations	1.7	%	04-026-ICP8	24/08/2020 to 24/08/2020
Aluminium % of Cations	<1	%	04-026-ICP8	24/08/2020 to 24/08/2020
Calcium/Magnesium Ratio	1.8		04-026-ICP8	20/08/2020 to 24/08/2020
pH (1:5 Water)	7.4		04-031-PH	19/08/2020 to 20/08/2020
Electrical Conductivity (1:5 water)	0.03	dS/m	04-031-PH	19/08/2020 to 20/08/2020
Chloride	<10	mg/kg	04-063-FIA3	19/08/2020 to 20/08/2020

Nutrient Advantage Laboratory Services

Nutrient Advantage is a trademark of Incitec Pivot Limited
Incitec Pivot Limited - ABN 42 004 080 264
8 South Rd, Werribee Vic 3030
Toll-free: 1800 803 453 Fax: (61 3) 9974 0699
Enquiries: lab.feedback@incitecpivot.com.au

Disclaimer: This analysis report is prepared solely for the client listed above. To the extent permitted by law, Incitec Pivot Limited excludes all liability in connection with this report and, where liability cannot be excluded, limits its liability, at its election, to the re-supply of the analysis services or the cost of the re-supply of such services.

Report Number: 634923

Sample condition on receipt: Suitable for testing.

The results pertain only to the sample submitted.

This document shall not be reproduced except in full.

Analyses performed on soil dried at 40°C and ground to 2mm or less.

^ NATA accreditation does not cover the performance of this service.

Accredited for compliance with ISO/IEC 17025 - Testing.

This results of the tests, calibrations and/or measurements included in this document are traceable to Australian/International standards.

Nutrient Advantage Laboratory Services

Nutrient Advantage is a trademark of Incitec Pivot Limited

Incitec Pivot Limited - ABN 42 004 080 264

8 South Rd, Werribee Vic 3030

Toll-free: 1800 803 453 Fax: (61 3) 9974 0699

Enquiries: lab.feedback@incitecpivot.com.au

Disclaimer: This analysis report is prepared solely for the client listed above. To the extent permitted by law, Incitec Pivot Limited excludes all liability in connection with this report and, where liability cannot be excluded, limits its liability, at its election, to the re-supply of the analysis services or the cost of the re-supply of such services.

SOIL ANALYSIS REPORT

Report Number: 634924

Sustainable Soils Management P/L
PO Box 130
WARREN
NSW 2824



Report Authorised
Paul Kennelly
Laboratory Manager
NATA Accredited Laboratory
Number: 11958

Sample Number: 022072083	Paddock Name: MT01360100	Date Received: 18-Aug-2020
Test Code: 2017-065		Date of Report: 27-Oct-2020
Purchase Order No: TPG		
Grower Name: SUSTAINABLE SOIL MANAG		

Analyte	Result	Units	Method Code	Analyte Testing Period
2 hour natural aggregate ^	3			20/08/2020 to 20/08/2020
2 hour remoulded aggregate ^	4			20/08/2020 to 20/08/2020
20 hour natural aggregate ^	3			20/08/2020 to 20/08/2020
20 hour remoulded aggregate ^	4			20/08/2020 to 20/08/2020
Available Potassium ^	520	mg/kg	04-026-ICP8	20/08/2020 to 24/08/2020
Calcium % of Cations	33	%	04-026-ICP8	24/08/2020 to 24/08/2020
Emerson Class ^	2			20/08/2020 to 20/08/2020
Grass Tetany Risk Index ^	0.088		04-026-ICP8	20/08/2020 to 24/08/2020
Magnesium % of Cations	53	%	04-026-ICP8	24/08/2020 to 24/08/2020
Potassium % of Cations	7.7	%	04-026-ICP8	24/08/2020 to 24/08/2020
Slaking ^	0			20/08/2020 to 20/08/2020
pH (1:5 CaCl2)	6.9		04-031-PH	19/08/2020 to 20/08/2020
Nitrate Nitrogen	3.7	mg/kg	04-063-FIA3	19/08/2020 to 20/08/2020
Ammonium Nitrogen	0.97	mg/kg	04-063-FIA3	19/08/2020 to 20/08/2020
Potassium (Amm-acet.)	1.3	cmol(+)/kg	04-026-ICP8	20/08/2020 to 24/08/2020
Calcium (Amm-acet.)	5.7	cmol(+)/kg	04-026-ICP8	20/08/2020 to 24/08/2020
Magnesium (Amm-acet.)	9.1	cmol(+)/kg	04-026-ICP8	20/08/2020 to 24/08/2020
Sodium (Amm-acet.)	1.1	cmol(+)/kg	04-026-ICP8	20/08/2020 to 24/08/2020
Aluminium (KCl)	<9.0	mg/kg	04-027-ICP9	20/08/2020 to 24/08/2020
Aluminium (KCl)	<0.10	cmol(+)/kg	04-027-ICP9	20/08/2020 to 24/08/2020
Cation Exchange Capacity (Amm-acet.)	17.2	cmol(+)/kg	04-026-ICP8	24/08/2020 to 24/08/2020
Sodium % of cations	6.3	%	04-026-ICP8	24/08/2020 to 24/08/2020
Aluminium % of Cations	<1	%	04-026-ICP8	24/08/2020 to 24/08/2020
Calcium/Magnesium Ratio	0.63		04-026-ICP8	20/08/2020 to 24/08/2020
pH (1:5 Water)	8.3		04-031-PH	19/08/2020 to 20/08/2020
Electrical Conductivity (1:5 water)	0.06	dS/m	04-031-PH	19/08/2020 to 20/08/2020
Chloride	<10	mg/kg	04-063-FIA3	19/08/2020 to 20/08/2020

Nutrient Advantage Laboratory Services

Nutrient Advantage is a trademark of Incitec Pivot Limited
Incitec Pivot Limited - ABN 42 004 080 264
8 South Rd, Werribee Vic 3030
Toll-free: 1800 803 453 Fax: (61 3) 9974 0699
Enquiries: lab.feedback@incitecpivot.com.au

Disclaimer: This analysis report is prepared solely for the client listed above. To the extent permitted by law, Incitec Pivot Limited excludes all liability in connection with this report and, where liability cannot be excluded, limits its liability, at its election, to the re-supply of the analysis services or the cost of the re-supply of such services.

Report Number: 634924

Sample condition on receipt: Suitable for testing.

The results pertain only to the sample submitted.

This document shall not be reproduced except in full.

Analyses performed on soil dried at 40°C and ground to 2mm or less.

^ NATA accreditation does not cover the performance of this service.

Accredited for compliance with ISO/IEC 17025 - Testing.

This results of the tests, calibrations and/or measurements included in this document are traceable to Australian/International standards.

Nutrient Advantage Laboratory Services

Nutrient Advantage is a trademark of Incitec Pivot Limited

Incitec Pivot Limited - ABN 42 004 080 264

8 South Rd, Werribee Vic 3030

Toll-free: 1800 803 453 Fax: (61 3) 9974 0699

Enquiries: lab.feedback@incitecpivot.com.au

Disclaimer: This analysis report is prepared solely for the client listed above. To the extent permitted by law, Incitec Pivot Limited excludes all liability in connection with this report and, where liability cannot be excluded, limits its liability, at its election, to the re-supply of the analysis services or the cost of the re-supply of such services.

SOIL ANALYSIS REPORT

Report Number: 634925

Sustainable Soils Management P/L
PO Box 130
WARREN
NSW 2824



Report Authorised
Paul Kennelly
Laboratory Manager
NATA Accredited Laboratory
Number: 11958

Sample Number: 022072082	Paddock Name: MT01405	Date Received: 18-Aug-2020
Test Code: 2017-083		Date of Report: 27-Oct-2020
Purchase Order No: TPG		
Grower Name: SUSTAINABLE SOIL MANAG		

Analyte	Result	Units	Method Code	Analyte Testing Period
2 hour natural aggregate ^	1			20/08/2020 to 20/08/2020
2 hour remoulded aggregate ^	1			20/08/2020 to 20/08/2020
20 hour natural aggregate ^	1			20/08/2020 to 20/08/2020
20 hour remoulded aggregate ^	2			20/08/2020 to 20/08/2020
Available Potassium ^	510	mg/kg	04-026-ICP8	20/08/2020 to 24/08/2020
Calcium % of Cations	55	%	04-026-ICP8	24/08/2020 to 24/08/2020
Emerson Class ^	7			20/08/2020 to 20/08/2020
Grass Tetany Risk Index ^	0.24		04-026-ICP8	20/08/2020 to 24/08/2020
Magnesium % of Cations	22	%	04-026-ICP8	24/08/2020 to 24/08/2020
Organic Matter (W&B * 1.72) ^	2.3	%	04-054-WCALC	25/08/2020 to 25/08/2020
Potassium % of Cations	18	%	04-026-ICP8	24/08/2020 to 24/08/2020
Slaking ^	2			20/08/2020 to 20/08/2020
Soil Colour	Brown		04-042-PHYS	24/08/2020 to 24/08/2020
Soil Texture	Clay		04-042-PHYS	24/08/2020 to 24/08/2020
pH (1:5 CaCl2)	4.8		04-031-PH	19/08/2020 to 20/08/2020
Electrical Conductivity (Sat. Ext.) ^	0.7	dS/m	04-054-WCALC	24/08/2020 to 24/08/2020
Organic Carbon (W&B)	1.35	%	04-018-UV1	19/08/2020 to 25/08/2020
Nitrate Nitrogen	37	mg/kg	04-063-FIA3	19/08/2020 to 20/08/2020
Ammonium Nitrogen	2.7	mg/kg	04-063-FIA3	19/08/2020 to 20/08/2020
Sulphur (KCl40)	4.6	mg/kg	04-021-ICP2	24/08/2020 to 25/08/2020
Phosphorus (Colwell)	11	mg/kg	04-013-COL_P	19/08/2020 to 21/08/2020
Phosphorus Buffer Index (PBI-Col)	65		04-020-ICP17	21/08/2020 to 21/08/2020
Potassium (Amm-acet.)	1.3	cmol(+)/kg	04-026-ICP8	20/08/2020 to 24/08/2020
Calcium (Amm-acet.)	3.9	cmol(+)/kg	04-026-ICP8	20/08/2020 to 24/08/2020
Magnesium (Amm-acet.)	1.5	cmol(+)/kg	04-026-ICP8	20/08/2020 to 24/08/2020
Sodium (Amm-acet.)	0.21	cmol(+)/kg	04-026-ICP8	20/08/2020 to 24/08/2020
Aluminium (KCl)	9.4	mg/kg	04-027-ICP9	20/08/2020 to 24/08/2020
Aluminium (KCl)	0.10	cmol(+)/kg	04-027-ICP9	20/08/2020 to 24/08/2020
Cation Exchange Capacity (Amm-acet.)	7.06	cmol(+)/kg	04-026-ICP8	24/08/2020 to 24/08/2020
Sodium % of cations	3.0	%	04-026-ICP8	24/08/2020 to 24/08/2020

Nutrient Advantage Laboratory Services

Nutrient Advantage is a trademark of Incitec Pivot Limited
Incitec Pivot Limited - ABN 42 004 080 264
8 South Rd, Werribee Vic 3030
Toll-free: 1800 803 453 Fax: (61 3) 9974 0699
Enquiries: lab.feedback@incitecpivot.com.au

Disclaimer: This analysis report is prepared solely for the client listed above. To the extent permitted by law, Incitec Pivot Limited excludes all liability in connection with this report and, where liability cannot be excluded, limits its liability, at its election, to the re-supply of the analysis services or the cost of the re-supply of such services.

SOIL ANALYSIS REPORT

Report Number: 634925

Sample Number: 022072082	Paddock Name: MT01405	Date Received: 18-Aug-2020
Test Code: 2017-083		Date of Report: 27-Oct-2020
Purchase Order No: TPG		
Grower Name: SUSTAINABLE SOIL MANAG		

Analyte	Result	Units	Method Code	Analyte Testing Period
Aluminium % of Cations	1.5	%	04-026-ICP8	24/08/2020 to 24/08/2020
Calcium/Magnesium Ratio	2.6		04-026-ICP8	20/08/2020 to 24/08/2020
pH (1:5 Water)	5.7		04-031-PH	19/08/2020 to 20/08/2020
Electrical Conductivity (1:5 water)	0.12	dS/m	04-031-PH	19/08/2020 to 20/08/2020
Chloride	37	mg/kg	04-063-FIA3	19/08/2020 to 20/08/2020
Copper (DTPA)	1.9	mg/kg	04-024-ICP6	20/08/2020 to 21/08/2020
Zinc (DTPA)	1.3	mg/kg	04-024-ICP6	20/08/2020 to 21/08/2020
Manganese (DTPA)	37	mg/kg	04-024-ICP6	20/08/2020 to 21/08/2020
Iron (DTPA)	87	mg/kg	04-024-ICP6	20/08/2020 to 21/08/2020
Boron (Hot CaCl ₂)	0.65	mg/kg	04-025-ICP7	20/08/2020 to 24/08/2020
Molybdenum (Hot CaCl ₂) ^	<0.010	mg/kg	04-083-ICP27	20/08/2020 to 21/08/2020
Phosphorus Environmental Risk Index ^	0.17		04-020-ICP17	21/08/2020 to 21/08/2020

Sample condition on receipt: Suitable for testing.

The results pertain only to the sample submitted.

This document shall not be reproduced except in full.

Analyses performed on soil dried at 40°C and ground to 2mm or less.

^ NATA accreditation does not cover the performance of this service.

Accredited for compliance with ISO/IEC 17025 - Testing.

This results of the tests, calibrations and/or measurements included in this document are traceable to Australian/International standards.

Nutrient Advantage Laboratory Services

Nutrient Advantage is a trademark of Incitec Pivot Limited
Incitec Pivot Limited - ABN 42 004 080 264
8 South Rd, Werribee Vic 3030
Toll-free: 1800 803 453 Fax: (61 3) 9974 0699
Enquiries: lab.feedback@incitecpivot.com.au

Disclaimer: This analysis report is prepared solely for the client listed above. To the extent permitted by law, Incitec Pivot Limited excludes all liability in connection with this report and, where liability cannot be excluded, limits its liability, at its election, to the re-supply of the analysis services or the cost of the re-supply of such services.

SOIL ANALYSIS REPORT

Report Number: 634926

Sustainable Soils Management P/L
 PO Box 130
 WARREN
 NSW 2824



Report Authorised
 Paul Kennelly
 Laboratory Manager
 NATA Accredited Laboratory
 Number: 11958

Sample Number: 022072081	Paddock Name: MT014515	Date Received: 18-Aug-2020
Test Code: 2017-083		Date of Report: 27-Oct-2020
Purchase Order No: TPG		
Grower Name: SUSTAINABLE SOIL MANAG		

Analyte	Result	Units	Method Code	Analyte Testing Period
2 hour natural aggregate ^	0			20/08/2020 to 20/08/2020
2 hour remoulded aggregate ^	1			20/08/2020 to 20/08/2020
20 hour natural aggregate ^	1			20/08/2020 to 20/08/2020
20 hour remoulded aggregate ^	3			20/08/2020 to 20/08/2020
Available Potassium ^	250	mg/kg	04-026-ICP8	20/08/2020 to 24/08/2020
Calcium % of Cations	60	%	04-026-ICP8	24/08/2020 to 24/08/2020
Emerson Class ^	3			20/08/2020 to 20/08/2020
Grass Tetany Risk Index ^	0.13		04-026-ICP8	20/08/2020 to 24/08/2020
Magnesium % of Cations	25	%	04-026-ICP8	24/08/2020 to 24/08/2020
Organic Matter (W&B * 1.72) ^	1.1	%	04-054-WCALC	25/08/2020 to 25/08/2020
Potassium % of Cations	11	%	04-026-ICP8	24/08/2020 to 24/08/2020
Slaking ^	0			20/08/2020 to 20/08/2020
Soil Colour	Red-brown		04-042-PHYS	24/08/2020 to 24/08/2020
Soil Texture	Clay		04-042-PHYS	24/08/2020 to 24/08/2020
pH (1:5 CaCl2)	5.0		04-031-PH	19/08/2020 to 20/08/2020
Electrical Conductivity (Sat. Ext.) ^	0.3	dS/m	04-054-WCALC	24/08/2020 to 24/08/2020
Organic Carbon (W&B)	0.63	%	04-018-UV1	19/08/2020 to 25/08/2020
Nitrate Nitrogen	12	mg/kg	04-063-FIA3	19/08/2020 to 20/08/2020
Ammonium Nitrogen	0.96	mg/kg	04-063-FIA3	19/08/2020 to 20/08/2020
Sulphur (KCl40)	3.6	mg/kg	04-021-ICP2	24/08/2020 to 25/08/2020
Phosphorus (Colwell)	7.7	mg/kg	04-013-COL_P	19/08/2020 to 21/08/2020
Phosphorus Buffer Index (PBI-Col)	55		04-020-ICP17	21/08/2020 to 21/08/2020
Potassium (Amm-acet.)	0.63	cmol(+)/kg	04-026-ICP8	20/08/2020 to 24/08/2020
Calcium (Amm-acet.)	3.3	cmol(+)/kg	04-026-ICP8	20/08/2020 to 24/08/2020
Magnesium (Amm-acet.)	1.4	cmol(+)/kg	04-026-ICP8	20/08/2020 to 24/08/2020
Sodium (Amm-acet.)	0.21	cmol(+)/kg	04-026-ICP8	20/08/2020 to 24/08/2020
Aluminium (KCl)	<9.0	mg/kg	04-027-ICP9	20/08/2020 to 24/08/2020
Aluminium (KCl)	<0.10	cmol(+)/kg	04-027-ICP9	20/08/2020 to 24/08/2020
Cation Exchange Capacity (Amm-acet.)	5.56	cmol(+)/kg	04-026-ICP8	24/08/2020 to 24/08/2020
Sodium % of cations	3.8	%	04-026-ICP8	24/08/2020 to 24/08/2020

Nutrient Advantage Laboratory Services

Nutrient Advantage is a trademark of Incitec Pivot Limited
 Incitec Pivot Limited - ABN 42 004 080 264
 8 South Rd, Werribee Vic 3030
 Toll-free: 1800 803 453 Fax: (61 3) 9974 0699
 Enquiries: lab.feedback@incitecpivot.com.au

Disclaimer: This analysis report is prepared solely for the client listed above. To the extent permitted by law, Incitec Pivot Limited excludes all liability in connection with this report and, where liability cannot be excluded, limits its liability, at its election, to the re-supply of the analysis services or the cost of the re-supply of such services.

SOIL ANALYSIS REPORT

Report Number: 634926

Sample Number: 022072081	Paddock Name: MT014515	Date Received: 18-Aug-2020
Test Code: 2017-083		Date of Report: 27-Oct-2020
Purchase Order No: TPG		
Grower Name: SUSTAINABLE SOIL MANAG		

Analyte	Result	Units	Method Code	Analyte Testing Period
Aluminium % of Cations	<1	%	04-026-ICP8	24/08/2020 to 24/08/2020
Calcium/Magnesium Ratio	2.4		04-026-ICP8	20/08/2020 to 24/08/2020
pH (1:5 Water)	6.1		04-031-PH	19/08/2020 to 20/08/2020
Electrical Conductivity (1:5 water)	0.05	dS/m	04-031-PH	19/08/2020 to 20/08/2020
Chloride	14	mg/kg	04-063-FIA3	19/08/2020 to 20/08/2020
Copper (DTPA)	1.7	mg/kg	04-024-ICP6	20/08/2020 to 21/08/2020
Zinc (DTPA)	0.55	mg/kg	04-024-ICP6	20/08/2020 to 21/08/2020
Manganese (DTPA)	38	mg/kg	04-024-ICP6	20/08/2020 to 21/08/2020
Iron (DTPA)	40	mg/kg	04-024-ICP6	20/08/2020 to 21/08/2020
Boron (Hot CaCl ₂)	0.49	mg/kg	04-025-ICP7	20/08/2020 to 24/08/2020
Molybdenum (Hot CaCl ₂) ^	<0.010	mg/kg	04-083-ICP27	20/08/2020 to 21/08/2020
Phosphorus Environmental Risk Index ^	0.14		04-020-ICP17	21/08/2020 to 21/08/2020

Sample condition on receipt: Suitable for testing.

The results pertain only to the sample submitted.

This document shall not be reproduced except in full.

Analyses performed on soil dried at 40°C and ground to 2mm or less.

^ NATA accreditation does not cover the performance of this service.

Accredited for compliance with ISO/IEC 17025 - Testing.

This results of the tests, calibrations and/or measurements included in this document are traceable to Australian/International standards.

Nutrient Advantage Laboratory Services

Nutrient Advantage is a trademark of Incitec Pivot Limited
Incitec Pivot Limited - ABN 42 004 080 264
8 South Rd, Werribee Vic 3030
Toll-free: 1800 803 453 Fax: (61 3) 9974 0699
Enquiries: lab.feedback@incitecpivot.com.au

Disclaimer: This analysis report is prepared solely for the client listed above. To the extent permitted by law, Incitec Pivot Limited excludes all liability in connection with this report and, where liability cannot be excluded, limits its liability, at its election, to the re-supply of the analysis services or the cost of the re-supply of such services.

SOIL ANALYSIS REPORT

Report Number: 634927

Sustainable Soils Management P/L
PO Box 130
WARREN
NSW 2824



Report Authorised
Paul Kennelly
Laboratory Manager
NATA Accredited Laboratory
Number: 11958

Sample Number: 022072079	Paddock Name: MT0141530	Date Received: 18-Aug-2020
Test Code: 2017-065		Date of Report: 27-Oct-2020
Purchase Order No: TPG		
Grower Name: SUSTAINABLE SOIL MANAG		

Analyte	Result	Units	Method Code	Analyte Testing Period
2 hour natural aggregate ^	1			20/08/2020 to 20/08/2020
2 hour remoulded aggregate ^	3			20/08/2020 to 20/08/2020
20 hour natural aggregate ^	1			20/08/2020 to 20/08/2020
20 hour remoulded aggregate ^	4			20/08/2020 to 20/08/2020
Available Potassium ^	170	mg/kg	04-026-ICP8	20/08/2020 to 24/08/2020
Calcium % of Cations	57	%	04-026-ICP8	24/08/2020 to 24/08/2020
Emerson Class ^	2			20/08/2020 to 20/08/2020
Grass Tetany Risk Index ^	0.10		04-026-ICP8	20/08/2020 to 24/08/2020
Magnesium % of Cations	29	%	04-026-ICP8	24/08/2020 to 24/08/2020
Potassium % of Cations	9.0	%	04-026-ICP8	24/08/2020 to 24/08/2020
Slaking ^	0			20/08/2020 to 20/08/2020
pH (1:5 CaCl2)	5.6		04-031-PH	19/08/2020 to 20/08/2020
Nitrate Nitrogen	11	mg/kg	04-063-FIA3	19/08/2020 to 20/08/2020
Ammonium Nitrogen	1.2	mg/kg	04-063-FIA3	19/08/2020 to 20/08/2020
Potassium (Amm-acet.)	0.44	cmol(+)/kg	04-026-ICP8	20/08/2020 to 24/08/2020
Calcium (Amm-acet.)	2.8	cmol(+)/kg	04-026-ICP8	20/08/2020 to 24/08/2020
Magnesium (Amm-acet.)	1.4	cmol(+)/kg	04-026-ICP8	20/08/2020 to 24/08/2020
Sodium (Amm-acet.)	0.23	cmol(+)/kg	04-026-ICP8	20/08/2020 to 24/08/2020
Aluminium (KCl)	<9.0	mg/kg	04-027-ICP9	20/08/2020 to 24/08/2020
Aluminium (KCl)	<0.10	cmol(+)/kg	04-027-ICP9	20/08/2020 to 24/08/2020
Cation Exchange Capacity (Amm-acet.)	4.86	cmol(+)/kg	04-026-ICP8	24/08/2020 to 24/08/2020
Sodium % of cations	4.8	%	04-026-ICP8	24/08/2020 to 24/08/2020
Aluminium % of Cations	<1	%	04-026-ICP8	24/08/2020 to 24/08/2020
Calcium/Magnesium Ratio	2.0		04-026-ICP8	20/08/2020 to 24/08/2020
pH (1:5 Water)	6.8		04-031-PH	19/08/2020 to 20/08/2020
Electrical Conductivity (1:5 water)	0.04	dS/m	04-031-PH	19/08/2020 to 20/08/2020
Chloride	13	mg/kg	04-063-FIA3	19/08/2020 to 20/08/2020

Nutrient Advantage Laboratory Services

Nutrient Advantage is a trademark of Incitec Pivot Limited
Incitec Pivot Limited - ABN 42 004 080 264
8 South Rd, Werribee Vic 3030
Toll-free: 1800 803 453 Fax: (61 3) 9974 0699
Enquiries: lab.feedback@incitecpivot.com.au

Disclaimer: This analysis report is prepared solely for the client listed above. To the extent permitted by law, Incitec Pivot Limited excludes all liability in connection with this report and, where liability cannot be excluded, limits its liability, at its election, to the re-supply of the analysis services or the cost of the re-supply of such services.

Report Number: 634927

Sample condition on receipt: Suitable for testing.

The results pertain only to the sample submitted.

This document shall not be reproduced except in full.

Analyses performed on soil dried at 40°C and ground to 2mm or less.

^ NATA accreditation does not cover the performance of this service.

Accredited for compliance with ISO/IEC 17025 - Testing.

This results of the tests, calibrations and/or measurements included in this document are traceable to Australian/International standards.

Nutrient Advantage Laboratory Services

Nutrient Advantage is a trademark of Incitec Pivot Limited

Incitec Pivot Limited - ABN 42 004 080 264

8 South Rd, Werribee Vic 3030

Toll-free: 1800 803 453 Fax: (61 3) 9974 0699

Enquiries: lab.feedback@incitecpivot.com.au

Disclaimer: This analysis report is prepared solely for the client listed above. To the extent permitted by law, Incitec Pivot Limited excludes all liability in connection with this report and, where liability cannot be excluded, limits its liability, at its election, to the re-supply of the analysis services or the cost of the re-supply of such services.

SOIL ANALYSIS REPORT

Report Number: 634928

Sustainable Soils Management P/L
PO Box 130
WARREN
NSW 2824



Report Authorised
Paul Kennelly
Laboratory Manager
NATA Accredited Laboratory
Number: 11958

Sample Number: 022072080	Paddock Name: MT0143060	Date Received: 18-Aug-2020
Test Code: 2017-065		Date of Report: 27-Oct-2020
Purchase Order No: TPG		
Grower Name: SUSTAINABLE SOIL MANAG		

Analyte	Result	Units	Method Code	Analyte Testing Period
2 hour natural aggregate ^	3			20/08/2020 to 20/08/2020
2 hour remoulded aggregate ^	4			20/08/2020 to 20/08/2020
20 hour natural aggregate ^	4			20/08/2020 to 20/08/2020
20 hour remoulded aggregate ^	4			20/08/2020 to 20/08/2020
Available Potassium ^	200	mg/kg	04-026-ICP8	20/08/2020 to 24/08/2020
Calcium % of Cations	33	%	04-026-ICP8	24/08/2020 to 24/08/2020
Emerson Class ^	8			20/08/2020 to 20/08/2020
Grass Tetany Risk Index ^	0.10		04-026-ICP8	20/08/2020 to 24/08/2020
Magnesium % of Cations	48	%	04-026-ICP8	24/08/2020 to 24/08/2020
Potassium % of Cations	8.2	%	04-026-ICP8	24/08/2020 to 24/08/2020
Slaking ^	1			20/08/2020 to 20/08/2020
pH (1:5 CaCl2)	5.9		04-031-PH	19/08/2020 to 20/08/2020
Nitrate Nitrogen	3.7	mg/kg	04-063-FIA3	19/08/2020 to 20/08/2020
Ammonium Nitrogen	0.90	mg/kg	04-063-FIA3	19/08/2020 to 20/08/2020
Potassium (Amm-acet.)	0.52	cmol(+)/kg	04-026-ICP8	20/08/2020 to 24/08/2020
Calcium (Amm-acet.)	2.1	cmol(+)/kg	04-026-ICP8	20/08/2020 to 24/08/2020
Magnesium (Amm-acet.)	3.1	cmol(+)/kg	04-026-ICP8	20/08/2020 to 24/08/2020
Sodium (Amm-acet.)	0.68	cmol(+)/kg	04-026-ICP8	20/08/2020 to 24/08/2020
Aluminium (KCl)	<9.0	mg/kg	04-027-ICP9	20/08/2020 to 24/08/2020
Aluminium (KCl)	<0.10	cmol(+)/kg	04-027-ICP9	20/08/2020 to 24/08/2020
Cation Exchange Capacity (Amm-acet.)	6.38	cmol(+)/kg	04-026-ICP8	24/08/2020 to 24/08/2020
Sodium % of cations	11	%	04-026-ICP8	24/08/2020 to 24/08/2020
Aluminium % of Cations	<1	%	04-026-ICP8	24/08/2020 to 24/08/2020
Calcium/Magnesium Ratio	0.68		04-026-ICP8	20/08/2020 to 24/08/2020
pH (1:5 Water)	7.4		04-031-PH	19/08/2020 to 20/08/2020
Electrical Conductivity (1:5 water)	0.04	dS/m	04-031-PH	19/08/2020 to 20/08/2020
Chloride	<10	mg/kg	04-063-FIA3	19/08/2020 to 20/08/2020

Nutrient Advantage Laboratory Services

Nutrient Advantage is a trademark of Incitec Pivot Limited
Incitec Pivot Limited - ABN 42 004 080 264
8 South Rd, Werribee Vic 3030
Toll-free: 1800 803 453 Fax: (61 3) 9974 0699
Enquiries: lab.feedback@incitecpivot.com.au

Disclaimer: This analysis report is prepared solely for the client listed above. To the extent permitted by law, Incitec Pivot Limited excludes all liability in connection with this report and, where liability cannot be excluded, limits its liability, at its election, to the re-supply of the analysis services or the cost of the re-supply of such services.

Report Number: 634928

Sample condition on receipt: Suitable for testing.

The results pertain only to the sample submitted.

This document shall not be reproduced except in full.

Analyses performed on soil dried at 40°C and ground to 2mm or less.

^ NATA accreditation does not cover the performance of this service.

Accredited for compliance with ISO/IEC 17025 - Testing.

This results of the tests, calibrations and/or measurements included in this document are traceable to Australian/International standards.

Nutrient Advantage Laboratory Services

Nutrient Advantage is a trademark of Incitec Pivot Limited

Incitec Pivot Limited - ABN 42 004 080 264

8 South Rd, Werribee Vic 3030

Toll-free: 1800 803 453 Fax: (61 3) 9974 0699

Enquiries: lab.feedback@incitecpivot.com.au

Disclaimer: This analysis report is prepared solely for the client listed above. To the extent permitted by law, Incitec Pivot Limited excludes all liability in connection with this report and, where liability cannot be excluded, limits its liability, at its election, to the re-supply of the analysis services or the cost of the re-supply of such services.

SOIL ANALYSIS REPORT

Report Number: 634929

Sustainable Soils Management P/L
PO Box 130
WARREN
NSW 2824



Report Authorised
Paul Kennelly
Laboratory Manager
NATA Accredited Laboratory
Number: 11958

Sample Number: 022072098	Paddock Name: MT01460100	Date Received: 18-Aug-2020
Test Code: 2017-065		Date of Report: 27-Oct-2020
Purchase Order No: TPG		
Grower Name: SUSTAINABLE SOIL MANAG		

Analyte	Result	Units	Method Code	Analyte Testing Period
2 hour natural aggregate ^	3			20/08/2020 to 20/08/2020
2 hour remoulded aggregate ^	4			20/08/2020 to 20/08/2020
20 hour natural aggregate ^	3			20/08/2020 to 20/08/2020
20 hour remoulded aggregate ^	4			20/08/2020 to 20/08/2020
Available Potassium ^	250	mg/kg	04-026-ICP8	20/08/2020 to 24/08/2020
Calcium % of Cations	23	%	04-026-ICP8	24/08/2020 to 24/08/2020
Emerson Class ^	2			20/08/2020 to 20/08/2020
Grass Tetany Risk Index ^	0.093		04-026-ICP8	20/08/2020 to 24/08/2020
Magnesium % of Cations	52	%	04-026-ICP8	24/08/2020 to 24/08/2020
Potassium % of Cations	7.0	%	04-026-ICP8	24/08/2020 to 24/08/2020
Slaking ^	0			20/08/2020 to 20/08/2020
pH (1:5 CaCl2)	6.5		04-031-PH	19/08/2020 to 20/08/2020
Nitrate Nitrogen	4.6	mg/kg	04-063-FIA3	19/08/2020 to 20/08/2020
Ammonium Nitrogen	0.72	mg/kg	04-063-FIA3	19/08/2020 to 20/08/2020
Potassium (Amm-acet.)	0.63	cmol(+)/kg	04-026-ICP8	20/08/2020 to 24/08/2020
Calcium (Amm-acet.)	2.1	cmol(+)/kg	04-026-ICP8	20/08/2020 to 24/08/2020
Magnesium (Amm-acet.)	4.7	cmol(+)/kg	04-026-ICP8	20/08/2020 to 24/08/2020
Sodium (Amm-acet.)	1.6	cmol(+)/kg	04-026-ICP8	20/08/2020 to 24/08/2020
Aluminium (KCl)	<9.0	mg/kg	04-027-ICP9	20/08/2020 to 24/08/2020
Aluminium (KCl)	<0.10	cmol(+)/kg	04-027-ICP9	20/08/2020 to 24/08/2020
Cation Exchange Capacity (Amm-acet.)	9.10	cmol(+)/kg	04-026-ICP8	24/08/2020 to 24/08/2020
Sodium % of cations	18	%	04-026-ICP8	24/08/2020 to 24/08/2020
Aluminium % of Cations	<1	%	04-026-ICP8	24/08/2020 to 24/08/2020
Calcium/Magnesium Ratio	0.45		04-026-ICP8	20/08/2020 to 24/08/2020
pH (1:5 Water)	8.1		04-031-PH	19/08/2020 to 20/08/2020
Electrical Conductivity (1:5 water)	0.08	dS/m	04-031-PH	19/08/2020 to 20/08/2020
Chloride	26	mg/kg	04-063-FIA3	19/08/2020 to 20/08/2020

Nutrient Advantage Laboratory Services

Nutrient Advantage is a trademark of Incitec Pivot Limited
Incitec Pivot Limited - ABN 42 004 080 264
8 South Rd, Werribee Vic 3030
Toll-free: 1800 803 453 Fax: (61 3) 9974 0699
Enquiries: lab.feedback@incitecpivot.com.au

Disclaimer: This analysis report is prepared solely for the client listed above. To the extent permitted by law, Incitec Pivot Limited excludes all liability in connection with this report and, where liability cannot be excluded, limits its liability, at its election, to the re-supply of the analysis services or the cost of the re-supply of such services.

Report Number: 634929

Sample condition on receipt: Suitable for testing.

The results pertain only to the sample submitted.

This document shall not be reproduced except in full.

Analyses performed on soil dried at 40°C and ground to 2mm or less.

^ NATA accreditation does not cover the performance of this service.

Accredited for compliance with ISO/IEC 17025 - Testing.

This results of the tests, calibrations and/or measurements included in this document are traceable to Australian/International standards.

Nutrient Advantage Laboratory Services

Nutrient Advantage is a trademark of Incitec Pivot Limited

Incitec Pivot Limited - ABN 42 004 080 264

8 South Rd, Werribee Vic 3030

Toll-free: 1800 803 453 Fax: (61 3) 9974 0699

Enquiries: lab.feedback@incitecpivot.com.au

Disclaimer: This analysis report is prepared solely for the client listed above. To the extent permitted by law, Incitec Pivot Limited excludes all liability in connection with this report and, where liability cannot be excluded, limits its liability, at its election, to the re-supply of the analysis services or the cost of the re-supply of such services.

SOIL ANALYSIS REPORT

Report Number: 634930

Sustainable Soils Management P/L
PO Box 130
WARREN
NSW 2824



Report Authorised
Paul Kennelly
Laboratory Manager
NATA Accredited Laboratory
Number: 11958

Sample Number: 022072078	Paddock Name: MT01505	Date Received: 18-Aug-2020
Test Code: 2017-083		Date of Report: 27-Oct-2020
Purchase Order No: TPG		
Grower Name: SUSTAINABLE SOIL MANAG		

Analyte	Result	Units	Method Code	Analyte Testing Period
2 hour natural aggregate ^	0			20/08/2020 to 20/08/2020
2 hour remoulded aggregate ^	2			20/08/2020 to 20/08/2020
20 hour natural aggregate ^	0			20/08/2020 to 20/08/2020
20 hour remoulded aggregate ^	2			20/08/2020 to 20/08/2020
Available Potassium ^	590	mg/kg	04-026-ICP8	20/08/2020 to 24/08/2020
Calcium % of Cations	56	%	04-026-ICP8	24/08/2020 to 24/08/2020
Emerson Class ^	7			20/08/2020 to 20/08/2020
Grass Tetany Risk Index ^	0.23		04-026-ICP8	20/08/2020 to 24/08/2020
Magnesium % of Cations	22	%	04-026-ICP8	24/08/2020 to 24/08/2020
Organic Matter (W&B * 1.72) ^	2.6	%	04-054-WCALC	25/08/2020 to 25/08/2020
Potassium % of Cations	18	%	04-026-ICP8	24/08/2020 to 24/08/2020
Slaking ^	2			20/08/2020 to 20/08/2020
Soil Colour	Red-brown		04-042-PHYS	24/08/2020 to 24/08/2020
Soil Texture	Clay		04-042-PHYS	24/08/2020 to 24/08/2020
pH (1:5 CaCl2)	4.8		04-031-PH	19/08/2020 to 20/08/2020
Electrical Conductivity (Sat. Ext.) ^	0.4	dS/m	04-054-WCALC	24/08/2020 to 24/08/2020
Organic Carbon (W&B)	1.51	%	04-018-UV1	19/08/2020 to 25/08/2020
Nitrate Nitrogen	12	mg/kg	04-063-FIA3	19/08/2020 to 20/08/2020
Ammonium Nitrogen	1.5	mg/kg	04-063-FIA3	19/08/2020 to 20/08/2020
Sulphur (KCl40)	9.9	mg/kg	04-021-ICP2	24/08/2020 to 25/08/2020
Phosphorus (Colwell)	11	mg/kg	04-013-COL_P	19/08/2020 to 21/08/2020
Phosphorus Buffer Index (PBI-Col)	71		04-020-ICP17	21/08/2020 to 21/08/2020
Potassium (Amm-acet.)	1.5	cmol(+)/kg	04-026-ICP8	20/08/2020 to 24/08/2020
Calcium (Amm-acet.)	4.6	cmol(+)/kg	04-026-ICP8	20/08/2020 to 24/08/2020
Magnesium (Amm-acet.)	1.9	cmol(+)/kg	04-026-ICP8	20/08/2020 to 24/08/2020
Sodium (Amm-acet.)	0.15	cmol(+)/kg	04-026-ICP8	20/08/2020 to 24/08/2020
Aluminium (KCl)	12	mg/kg	04-027-ICP9	20/08/2020 to 24/08/2020
Aluminium (KCl)	0.13	cmol(+)/kg	04-027-ICP9	20/08/2020 to 24/08/2020
Cation Exchange Capacity (Amm-acet.)	8.28	cmol(+)/kg	04-026-ICP8	24/08/2020 to 24/08/2020
Sodium % of cations	1.8	%	04-026-ICP8	24/08/2020 to 24/08/2020

Nutrient Advantage Laboratory Services

Nutrient Advantage is a trademark of Incitec Pivot Limited
Incitec Pivot Limited - ABN 42 004 080 264
8 South Rd, Werribee Vic 3030
Toll-free: 1800 803 453 Fax: (61 3) 9974 0699
Enquiries: lab.feedback@incitecpivot.com.au

Disclaimer: This analysis report is prepared solely for the client listed above. To the extent permitted by law, Incitec Pivot Limited excludes all liability in connection with this report and, where liability cannot be excluded, limits its liability, at its election, to the re-supply of the analysis services or the cost of the re-supply of such services.

SOIL ANALYSIS REPORT

Report Number: 634930

Sample Number: 022072078	Paddock Name: MT01505	Date Received: 18-Aug-2020
Test Code: 2017-083		Date of Report: 27-Oct-2020
Purchase Order No: TPG		
Grower Name: SUSTAINABLE SOIL MANAG		

Analyte	Result	Units	Method Code	Analyte Testing Period
Aluminium % of Cations	1.6	%	04-026-ICP8	24/08/2020 to 24/08/2020
Calcium/Magnesium Ratio	2.4		04-026-ICP8	20/08/2020 to 24/08/2020
pH (1:5 Water)	5.8		04-031-PH	19/08/2020 to 20/08/2020
Electrical Conductivity (1:5 water)	0.06	dS/m	04-031-PH	19/08/2020 to 20/08/2020
Chloride	<10	mg/kg	04-063-FIA3	19/08/2020 to 20/08/2020
Copper (DTPA)	1.6	mg/kg	04-024-ICP6	20/08/2020 to 21/08/2020
Zinc (DTPA)	0.58	mg/kg	04-024-ICP6	20/08/2020 to 21/08/2020
Manganese (DTPA)	52	mg/kg	04-024-ICP6	20/08/2020 to 21/08/2020
Iron (DTPA)	64	mg/kg	04-024-ICP6	20/08/2020 to 21/08/2020
Boron (Hot CaCl ₂)	0.75	mg/kg	04-025-ICP7	20/08/2020 to 24/08/2020
Molybdenum (Hot CaCl ₂) ^	<0.010	mg/kg	04-083-ICP27	20/08/2020 to 21/08/2020
Phosphorus Environmental Risk Index ^	0.15		04-020-ICP17	21/08/2020 to 21/08/2020

Sample condition on receipt: Suitable for testing.

The results pertain only to the sample submitted.

This document shall not be reproduced except in full.

Analyses performed on soil dried at 40°C and ground to 2mm or less.

^ NATA accreditation does not cover the performance of this service.

Accredited for compliance with ISO/IEC 17025 - Testing.

This results of the tests, calibrations and/or measurements included in this document are traceable to Australian/International standards.

Nutrient Advantage Laboratory Services

Nutrient Advantage is a trademark of Incitec Pivot Limited
Incitec Pivot Limited - ABN 42 004 080 264
8 South Rd, Werribee Vic 3030
Toll-free: 1800 803 453 Fax: (61 3) 9974 0699
Enquiries: lab.feedback@incitecpivot.com.au

Disclaimer: This analysis report is prepared solely for the client listed above. To the extent permitted by law, Incitec Pivot Limited excludes all liability in connection with this report and, where liability cannot be excluded, limits its liability, at its election, to the re-supply of the analysis services or the cost of the re-supply of such services.

SOIL ANALYSIS REPORT

Report Number: 634931

Sustainable Soils Management P/L
PO Box 130
WARREN
NSW 2824



Report Authorised
Paul Kennelly
Laboratory Manager
NATA Accredited Laboratory
Number: 11958

Sample Number: 022072077	Paddock Name: MT015515	Date Received: 18-Aug-2020
Test Code: 2017-083		Date of Report: 27-Oct-2020
Purchase Order No: TPG		
Grower Name: SUSTAINABLE SOIL MANAG		

Analyte	Result	Units	Method Code	Analyte Testing Period
2 hour natural aggregate ^	0			20/08/2020 to 20/08/2020
2 hour remoulded aggregate ^	2			20/08/2020 to 20/08/2020
20 hour natural aggregate ^	0			20/08/2020 to 20/08/2020
20 hour remoulded aggregate ^	2			20/08/2020 to 20/08/2020
Available Potassium ^	420	mg/kg	04-026-ICP8	20/08/2020 to 24/08/2020
Calcium % of Cations	53	%	04-026-ICP8	24/08/2020 to 24/08/2020
Emerson Class ^	3			20/08/2020 to 20/08/2020
Grass Tetany Risk Index ^	0.19		04-026-ICP8	20/08/2020 to 24/08/2020
Magnesium % of Cations	26	%	04-026-ICP8	24/08/2020 to 24/08/2020
Organic Matter (W&B * 1.72) ^	1.4	%	04-054-WCALC	25/08/2020 to 25/08/2020
Potassium % of Cations	15	%	04-026-ICP8	24/08/2020 to 24/08/2020
Slaking ^	0			20/08/2020 to 20/08/2020
Soil Colour	Red-brown		04-042-PHYS	24/08/2020 to 24/08/2020
Soil Texture	Clay		04-042-PHYS	24/08/2020 to 24/08/2020
pH (1:5 CaCl2)	4.7		04-031-PH	19/08/2020 to 20/08/2020
Electrical Conductivity (Sat. Ext.) ^	0.5	dS/m	04-054-WCALC	24/08/2020 to 24/08/2020
Organic Carbon (W&B)	0.79	%	04-018-UV1	19/08/2020 to 25/08/2020
Nitrate Nitrogen	26	mg/kg	04-063-FIA3	19/08/2020 to 20/08/2020
Ammonium Nitrogen	3.0	mg/kg	04-063-FIA3	19/08/2020 to 20/08/2020
Sulphur (KCl40)	7.5	mg/kg	04-021-ICP2	24/08/2020 to 25/08/2020
Phosphorus (Colwell)	11	mg/kg	04-013-COL_P	19/08/2020 to 21/08/2020
Phosphorus Buffer Index (PBI-Col)	100		04-020-ICP17	21/08/2020 to 21/08/2020
Potassium (Amm-acet.)	1.1	cmol(+)/kg	04-026-ICP8	20/08/2020 to 24/08/2020
Calcium (Amm-acet.)	3.9	cmol(+)/kg	04-026-ICP8	20/08/2020 to 24/08/2020
Magnesium (Amm-acet.)	1.9	cmol(+)/kg	04-026-ICP8	20/08/2020 to 24/08/2020
Sodium (Amm-acet.)	0.18	cmol(+)/kg	04-026-ICP8	20/08/2020 to 24/08/2020
Aluminium (KCl)	25	mg/kg	04-027-ICP9	20/08/2020 to 24/08/2020
Aluminium (KCl)	0.28	cmol(+)/kg	04-027-ICP9	20/08/2020 to 24/08/2020
Cation Exchange Capacity (Amm-acet.)	7.30	cmol(+)/kg	04-026-ICP8	24/08/2020 to 24/08/2020
Sodium % of cations	2.5	%	04-026-ICP8	24/08/2020 to 24/08/2020

Nutrient Advantage Laboratory Services

Nutrient Advantage is a trademark of Incitec Pivot Limited
Incitec Pivot Limited - ABN 42 004 080 264
8 South Rd, Werribee Vic 3030
Toll-free: 1800 803 453 Fax: (61 3) 9974 0699
Enquiries: lab.feedback@incitecpivot.com.au

Disclaimer: This analysis report is prepared solely for the client listed above. To the extent permitted by law, Incitec Pivot Limited excludes all liability in connection with this report and, where liability cannot be excluded, limits its liability, at its election, to the re-supply of the analysis services or the cost of the re-supply of such services.

SOIL ANALYSIS REPORT

Report Number: 634931

Sample Number: 022072077	Paddock Name: MT015515	Date Received: 18-Aug-2020
Test Code: 2017-083		Date of Report: 27-Oct-2020
Purchase Order No: TPG		
Grower Name: SUSTAINABLE SOIL MANAG		

Analyte	Result	Units	Method Code	Analyte Testing Period
Aluminium % of Cations	3.8	%	04-026-ICP8	24/08/2020 to 24/08/2020
Calcium/Magnesium Ratio	2.1		04-026-ICP8	20/08/2020 to 24/08/2020
pH (1:5 Water)	5.6		04-031-PH	19/08/2020 to 20/08/2020
Electrical Conductivity (1:5 water)	0.08	dS/m	04-031-PH	19/08/2020 to 20/08/2020
Chloride	11	mg/kg	04-063-FIA3	19/08/2020 to 20/08/2020
Copper (DTPA)	1.5	mg/kg	04-024-ICP6	20/08/2020 to 21/08/2020
Zinc (DTPA)	0.29	mg/kg	04-024-ICP6	20/08/2020 to 21/08/2020
Manganese (DTPA)	64	mg/kg	04-024-ICP6	20/08/2020 to 21/08/2020
Iron (DTPA)	48	mg/kg	04-024-ICP6	20/08/2020 to 21/08/2020
Boron (Hot CaCl ₂)	0.70	mg/kg	04-025-ICP7	20/08/2020 to 24/08/2020
Molybdenum (Hot CaCl ₂) ^	<0.010	mg/kg	04-083-ICP27	20/08/2020 to 21/08/2020
Phosphorus Environmental Risk Index ^	0.11		04-020-ICP17	21/08/2020 to 21/08/2020

Sample condition on receipt: Suitable for testing.

The results pertain only to the sample submitted.

This document shall not be reproduced except in full.

Analyses performed on soil dried at 40°C and ground to 2mm or less.

^ NATA accreditation does not cover the performance of this service.

Accredited for compliance with ISO/IEC 17025 - Testing.

This results of the tests, calibrations and/or measurements included in this document are traceable to Australian/International standards.

Nutrient Advantage Laboratory Services

Nutrient Advantage is a trademark of Incitec Pivot Limited
Incitec Pivot Limited - ABN 42 004 080 264
8 South Rd, Werribee Vic 3030
Toll-free: 1800 803 453 Fax: (61 3) 9974 0699
Enquiries: lab.feedback@incitecpivot.com.au

Disclaimer: This analysis report is prepared solely for the client listed above. To the extent permitted by law, Incitec Pivot Limited excludes all liability in connection with this report and, where liability cannot be excluded, limits its liability, at its election, to the re-supply of the analysis services or the cost of the re-supply of such services.

SOIL ANALYSIS REPORT

Report Number: 634932

Sustainable Soils Management P/L
PO Box 130
WARREN
NSW 2824



Report Authorised
Paul Kennelly
Laboratory Manager
NATA Accredited Laboratory
Number: 11958

Sample Number: 022072076	Paddock Name: MT0151530	Date Received: 18-Aug-2020
Test Code: 2017-065		Date of Report: 27-Oct-2020
Purchase Order No: TPG		
Grower Name: SUSTAINABLE SOIL MANAG		

Analyte	Result	Units	Method Code	Analyte Testing Period
2 hour natural aggregate ^	1			20/08/2020 to 20/08/2020
2 hour remoulded aggregate ^	1			20/08/2020 to 20/08/2020
20 hour natural aggregate ^	1			20/08/2020 to 20/08/2020
20 hour remoulded aggregate ^	1			20/08/2020 to 20/08/2020
Available Potassium ^	250	mg/kg	04-026-ICP8	20/08/2020 to 24/08/2020
Calcium % of Cations	49	%	04-026-ICP8	24/08/2020 to 24/08/2020
Emerson Class ^	2			20/08/2020 to 20/08/2020
Grass Tetany Risk Index ^	0.12		04-026-ICP8	20/08/2020 to 24/08/2020
Magnesium % of Cations	31	%	04-026-ICP8	24/08/2020 to 24/08/2020
Potassium % of Cations	10	%	04-026-ICP8	24/08/2020 to 24/08/2020
Slaking ^	0			20/08/2020 to 20/08/2020
pH (1:5 CaCl2)	4.7		04-031-PH	19/08/2020 to 20/08/2020
Nitrate Nitrogen	31	mg/kg	04-063-FIA3	19/08/2020 to 21/08/2020
Ammonium Nitrogen	3.5	mg/kg	04-063-FIA3	19/08/2020 to 21/08/2020
Potassium (Amm-acet.)	0.63	cmol(+)/kg	04-026-ICP8	20/08/2020 to 24/08/2020
Calcium (Amm-acet.)	3.1	cmol(+)/kg	04-026-ICP8	20/08/2020 to 24/08/2020
Magnesium (Amm-acet.)	2.0	cmol(+)/kg	04-026-ICP8	20/08/2020 to 24/08/2020
Sodium (Amm-acet.)	0.29	cmol(+)/kg	04-026-ICP8	20/08/2020 to 24/08/2020
Aluminium (KCl)	29	mg/kg	04-027-ICP9	20/08/2020 to 24/08/2020
Aluminium (KCl)	0.32	cmol(+)/kg	04-027-ICP9	20/08/2020 to 24/08/2020
Cation Exchange Capacity (Amm-acet.)	6.29	cmol(+)/kg	04-026-ICP8	24/08/2020 to 24/08/2020
Sodium % of cations	4.6	%	04-026-ICP8	24/08/2020 to 24/08/2020
Aluminium % of Cations	5.1	%	04-026-ICP8	24/08/2020 to 24/08/2020
Calcium/Magnesium Ratio	1.6		04-026-ICP8	20/08/2020 to 24/08/2020
pH (1:5 Water)	5.6		04-031-PH	19/08/2020 to 20/08/2020
Electrical Conductivity (1:5 water)	0.08	dS/m	04-031-PH	19/08/2020 to 20/08/2020
Chloride	13	mg/kg	04-063-FIA3	19/08/2020 to 21/08/2020

Nutrient Advantage Laboratory Services

Nutrient Advantage is a trademark of Incitec Pivot Limited
Incitec Pivot Limited - ABN 42 004 080 264
8 South Rd, Werribee Vic 3030
Toll-free: 1800 803 453 Fax: (61 3) 9974 0699
Enquiries: lab.feedback@incitecpivot.com.au

Disclaimer: This analysis report is prepared solely for the client listed above. To the extent permitted by law, Incitec Pivot Limited excludes all liability in connection with this report and, where liability cannot be excluded, limits its liability, at its election, to the re-supply of the analysis services or the cost of the re-supply of such services.

Report Number: 634932

Sample condition on receipt: Suitable for testing.

The results pertain only to the sample submitted.

This document shall not be reproduced except in full.

Analyses performed on soil dried at 40°C and ground to 2mm or less.

^ NATA accreditation does not cover the performance of this service.

Accredited for compliance with ISO/IEC 17025 - Testing.

This results of the tests, calibrations and/or measurements included in this document are traceable to Australian/International standards.

Nutrient Advantage Laboratory Services

Nutrient Advantage is a trademark of Incitec Pivot Limited

Incitec Pivot Limited - ABN 42 004 080 264

8 South Rd, Werribee Vic 3030

Toll-free: 1800 803 453 Fax: (61 3) 9974 0699

Enquiries: lab.feedback@incitecpivot.com.au

Disclaimer: This analysis report is prepared solely for the client listed above. To the extent permitted by law, Incitec Pivot Limited excludes all liability in connection with this report and, where liability cannot be excluded, limits its liability, at its election, to the re-supply of the analysis services or the cost of the re-supply of such services.

SOIL ANALYSIS REPORT

Report Number: 634933

Sustainable Soils Management P/L
PO Box 130
WARREN
NSW 2824



Report Authorised
Paul Kennelly
Laboratory Manager
NATA Accredited Laboratory
Number: 11958

Sample Number: 022072075	Paddock Name: MT0153060	Date Received: 18-Aug-2020
Test Code: 2017-065		Date of Report: 27-Oct-2020
Purchase Order No: TPG		
Grower Name: SUSTAINABLE SOIL MANAG		

Analyte	Result	Units	Method Code	Analyte Testing Period
2 hour natural aggregate ^	1			20/08/2020 to 20/08/2020
2 hour remoulded aggregate ^	4			20/08/2020 to 20/08/2020
20 hour natural aggregate ^	2			20/08/2020 to 20/08/2020
20 hour remoulded aggregate ^	4			20/08/2020 to 20/08/2020
Available Potassium ^	260	mg/kg	04-026-ICP8	20/08/2020 to 24/08/2020
Calcium % of Cations	35	%	04-026-ICP8	24/08/2020 to 24/08/2020
Emerson Class ^	2			20/08/2020 to 20/08/2020
Grass Tetany Risk Index ^	0.060		04-026-ICP8	20/08/2020 to 24/08/2020
Magnesium % of Cations	47	%	04-026-ICP8	24/08/2020 to 24/08/2020
Potassium % of Cations	4.9	%	04-026-ICP8	24/08/2020 to 24/08/2020
Slaking ^	0			20/08/2020 to 20/08/2020
pH (1:5 CaCl ₂)	5.5		04-031-PH	19/08/2020 to 20/08/2020
Nitrate Nitrogen	18	mg/kg	04-063-FIA3	19/08/2020 to 21/08/2020
Ammonium Nitrogen	<0.60	mg/kg	04-063-FIA3	19/08/2020 to 21/08/2020
Potassium (Amm-acet.)	0.67	cmol(+)/kg	04-026-ICP8	20/08/2020 to 24/08/2020
Calcium (Amm-acet.)	4.7	cmol(+)/kg	04-026-ICP8	20/08/2020 to 24/08/2020
Magnesium (Amm-acet.)	6.4	cmol(+)/kg	04-026-ICP8	20/08/2020 to 24/08/2020
Sodium (Amm-acet.)	1.7	cmol(+)/kg	04-026-ICP8	20/08/2020 to 24/08/2020
Aluminium (KCl)	12	mg/kg	04-027-ICP9	20/08/2020 to 24/08/2020
Aluminium (KCl)	0.14	cmol(+)/kg	04-027-ICP9	20/08/2020 to 24/08/2020
Cation Exchange Capacity (Amm-acet.)	13.6	cmol(+)/kg	04-026-ICP8	24/08/2020 to 24/08/2020
Sodium % of cations	12	%	04-026-ICP8	24/08/2020 to 24/08/2020
Aluminium % of Cations	0.99	%	04-026-ICP8	24/08/2020 to 24/08/2020
Calcium/Magnesium Ratio	0.73		04-026-ICP8	20/08/2020 to 24/08/2020
pH (1:5 Water)	6.8		04-031-PH	19/08/2020 to 20/08/2020
Electrical Conductivity (1:5 water)	0.10	dS/m	04-031-PH	19/08/2020 to 20/08/2020
Chloride	41	mg/kg	04-063-FIA3	19/08/2020 to 21/08/2020

Nutrient Advantage Laboratory Services

Nutrient Advantage is a trademark of Incitec Pivot Limited
Incitec Pivot Limited - ABN 42 004 080 264
8 South Rd, Werribee Vic 3030
Toll-free: 1800 803 453 Fax: (61 3) 9974 0699
Enquiries: lab.feedback@incitecpivot.com.au

Disclaimer: This analysis report is prepared solely for the client listed above. To the extent permitted by law, Incitec Pivot Limited excludes all liability in connection with this report and, where liability cannot be excluded, limits its liability, at its election, to the re-supply of the analysis services or the cost of the re-supply of such services.

Report Number: 634933

Sample condition on receipt: Suitable for testing.

The results pertain only to the sample submitted.

This document shall not be reproduced except in full.

Analyses performed on soil dried at 40°C and ground to 2mm or less.

^ NATA accreditation does not cover the performance of this service.

Accredited for compliance with ISO/IEC 17025 - Testing.

This results of the tests, calibrations and/or measurements included in this document are traceable to Australian/International standards.

Nutrient Advantage Laboratory Services

Nutrient Advantage is a trademark of Incitec Pivot Limited

Incitec Pivot Limited - ABN 42 004 080 264

8 South Rd, Werribee Vic 3030

Toll-free: 1800 803 453 Fax: (61 3) 9974 0699

Enquiries: lab.feedback@incitecpivot.com.au

Disclaimer: This analysis report is prepared solely for the client listed above. To the extent permitted by law, Incitec Pivot Limited excludes all liability in connection with this report and, where liability cannot be excluded, limits its liability, at its election, to the re-supply of the analysis services or the cost of the re-supply of such services.

SOIL ANALYSIS REPORT

Report Number: 634934

Sustainable Soils Management P/L
PO Box 130
WARREN
NSW 2824



Report Authorised
Paul Kennelly
Laboratory Manager
NATA Accredited Laboratory
Number: 11958

Sample Number: 022072074	Paddock Name: MT01560100	Date Received: 18-Aug-2020
Test Code: 2017-065		Date of Report: 27-Oct-2020
Purchase Order No: TPG		
Grower Name: SUSTAINABLE SOIL MANAG		

Analyte	Result	Units	Method Code	Analyte Testing Period
2 hour natural aggregate ^	3			20/08/2020 to 20/08/2020
2 hour remoulded aggregate ^	4			20/08/2020 to 20/08/2020
20 hour natural aggregate ^	3			20/08/2020 to 20/08/2020
20 hour remoulded aggregate ^	4			20/08/2020 to 20/08/2020
Available Potassium ^	270	mg/kg	04-026-ICP8	20/08/2020 to 24/08/2020
Calcium % of Cations	34	%	04-026-ICP8	24/08/2020 to 24/08/2020
Emerson Class ^	2			20/08/2020 to 20/08/2020
Grass Tetany Risk Index ^	0.067		04-026-ICP8	20/08/2020 to 24/08/2020
Magnesium % of Cations	45	%	04-026-ICP8	24/08/2020 to 24/08/2020
Potassium % of Cations	5.3	%	04-026-ICP8	24/08/2020 to 24/08/2020
Slaking ^	0			20/08/2020 to 20/08/2020
pH (1:5 CaCl ₂)	7.0		04-031-PH	19/08/2020 to 20/08/2020
Nitrate Nitrogen	3.1	mg/kg	04-063-FIA3	19/08/2020 to 21/08/2020
Ammonium Nitrogen	<0.60	mg/kg	04-063-FIA3	19/08/2020 to 21/08/2020
Potassium (Amm-acet.)	0.70	cmol(+)/kg	04-026-ICP8	20/08/2020 to 24/08/2020
Calcium (Amm-acet.)	4.5	cmol(+)/kg	04-026-ICP8	20/08/2020 to 24/08/2020
Magnesium (Amm-acet.)	5.9	cmol(+)/kg	04-026-ICP8	20/08/2020 to 24/08/2020
Sodium (Amm-acet.)	2.1	cmol(+)/kg	04-026-ICP8	20/08/2020 to 24/08/2020
Aluminium (KCl)	<9.0	mg/kg	04-027-ICP9	20/08/2020 to 24/08/2020
Aluminium (KCl)	<0.10	cmol(+)/kg	04-027-ICP9	20/08/2020 to 24/08/2020
Cation Exchange Capacity (Amm-acet.)	13.1	cmol(+)/kg	04-026-ICP8	24/08/2020 to 24/08/2020
Sodium % of cations	16	%	04-026-ICP8	24/08/2020 to 24/08/2020
Aluminium % of Cations	<1	%	04-026-ICP8	24/08/2020 to 24/08/2020
Calcium/Magnesium Ratio	0.76		04-026-ICP8	20/08/2020 to 24/08/2020
pH (1:5 Water)	8.5		04-031-PH	19/08/2020 to 20/08/2020
Electrical Conductivity (1:5 water)	0.12	dS/m	04-031-PH	19/08/2020 to 20/08/2020
Chloride	50	mg/kg	04-063-FIA3	19/08/2020 to 21/08/2020

Nutrient Advantage Laboratory Services

Nutrient Advantage is a trademark of Incitec Pivot Limited
Incitec Pivot Limited - ABN 42 004 080 264
8 South Rd, Werribee Vic 3030
Toll-free: 1800 803 453 Fax: (61 3) 9974 0699
Enquiries: lab.feedback@incitecpivot.com.au

Disclaimer: This analysis report is prepared solely for the client listed above. To the extent permitted by law, Incitec Pivot Limited excludes all liability in connection with this report and, where liability cannot be excluded, limits its liability, at its election, to the re-supply of the analysis services or the cost of the re-supply of such services.

Report Number: 634934

Sample condition on receipt: Suitable for testing.

The results pertain only to the sample submitted.

This document shall not be reproduced except in full.

Analyses performed on soil dried at 40°C and ground to 2mm or less.

^ NATA accreditation does not cover the performance of this service.

Accredited for compliance with ISO/IEC 17025 - Testing.

This results of the tests, calibrations and/or measurements included in this document are traceable to Australian/International standards.

Nutrient Advantage Laboratory Services

Nutrient Advantage is a trademark of Incitec Pivot Limited

Incitec Pivot Limited - ABN 42 004 080 264

8 South Rd, Werribee Vic 3030

Toll-free: 1800 803 453 Fax: (61 3) 9974 0699

Enquiries: lab.feedback@incitecpivot.com.au

Disclaimer: This analysis report is prepared solely for the client listed above. To the extent permitted by law, Incitec Pivot Limited excludes all liability in connection with this report and, where liability cannot be excluded, limits its liability, at its election, to the re-supply of the analysis services or the cost of the re-supply of such services.

SOIL ANALYSIS REPORT

Report Number: 634935

Sustainable Soils Management P/L
PO Box 130
WARREN
NSW 2824



Report Authorised
Paul Kennelly
Laboratory Manager
NATA Accredited Laboratory
Number: 11958

Sample Number: 022072073	Paddock Name: MT01605	Date Received: 18-Aug-2020
Test Code: 2017-082		Date of Report: 27-Oct-2020
Purchase Order No: TPG		
Grower Name: SUSTAINABLE SOIL MANAG		

Analyte	Result	Units	Method Code	Analyte Testing Period
2 hour natural aggregate ^	1			20/08/2020 to 20/08/2020
2 hour remoulded aggregate ^	3			20/08/2020 to 20/08/2020
20 hour natural aggregate ^	1			20/08/2020 to 20/08/2020
20 hour remoulded aggregate ^	3			20/08/2020 to 20/08/2020
Available Potassium ^	370	mg/kg	04-026-ICP8	20/08/2020 to 24/08/2020
Calcium % of Cations	34	%	04-026-ICP8	24/08/2020 to 24/08/2020
Emerson Class ^	7			20/08/2020 to 20/08/2020
Grass Tetany Risk Index ^	0.50		04-026-ICP8	20/08/2020 to 24/08/2020
Magnesium % of Cations	16	%	04-026-ICP8	24/08/2020 to 24/08/2020
Organic Matter (W&B * 1.72) ^	1.2	%	04-054-WCALC	25/08/2020 to 25/08/2020
Potassium % of Cations	25	%	04-026-ICP8	24/08/2020 to 24/08/2020
Slaking ^	2			20/08/2020 to 20/08/2020
Soil Colour	Red-brown		04-042-PHYS	24/08/2020 to 24/08/2020
Soil Texture	Clay Loam		04-042-PHYS	24/08/2020 to 24/08/2020
pH (1:5 CaCl2)	4.3		04-031-PH	19/08/2020 to 20/08/2020
Electrical Conductivity (Sat. Ext.) ^	0.2	dS/m	04-054-WCALC	24/08/2020 to 24/08/2020
Organic Carbon (W&B)	0.69	%	04-018-UV1	19/08/2020 to 25/08/2020
Nitrate Nitrogen	4.6	mg/kg	04-063-FIA3	19/08/2020 to 21/08/2020
Ammonium Nitrogen	1.4	mg/kg	04-063-FIA3	19/08/2020 to 21/08/2020
Sulphur (KCl40)	3.4	mg/kg	04-021-ICP2	24/08/2020 to 25/08/2020
Phosphorus (Colwell)	29	mg/kg	04-013-COL_P	19/08/2020 to 21/08/2020
Phosphorus Buffer Index (PBI-Col)	65		04-020-ICP17	21/08/2020 to 21/08/2020
Potassium (Amm-acet.)	0.96	cmol(+)/kg	04-026-ICP8	20/08/2020 to 24/08/2020
Calcium (Amm-acet.)	1.3	cmol(+)/kg	04-026-ICP8	20/08/2020 to 24/08/2020
Magnesium (Amm-acet.)	0.61	cmol(+)/kg	04-026-ICP8	20/08/2020 to 24/08/2020
Sodium (Amm-acet.)	0.088	cmol(+)/kg	04-026-ICP8	20/08/2020 to 24/08/2020
Aluminium (KCl)	82	mg/kg	04-027-ICP9	20/08/2020 to 24/08/2020
Aluminium (KCl)	0.91	cmol(+)/kg	04-027-ICP9	20/08/2020 to 24/08/2020
Cation Exchange Capacity (Amm-acet.)	3.88	cmol(+)/kg	04-026-ICP8	24/08/2020 to 24/08/2020
Sodium % of cations	2.3	%	04-026-ICP8	24/08/2020 to 24/08/2020

Nutrient Advantage Laboratory Services

Nutrient Advantage is a trademark of Incitec Pivot Limited
Incitec Pivot Limited - ABN 42 004 080 264
8 South Rd, Werribee Vic 3030
Toll-free: 1800 803 453 Fax: (61 3) 9974 0699
Enquiries: lab.feedback@incitecpivot.com.au

Disclaimer: This analysis report is prepared solely for the client listed above. To the extent permitted by law, Incitec Pivot Limited excludes all liability in connection with this report and, where liability cannot be excluded, limits its liability, at its election, to the re-supply of the analysis services or the cost of the re-supply of such services.

SOIL ANALYSIS REPORT

Report Number: 634935

Sample Number: 022072073	Paddock Name: MT01605	Date Received: 18-Aug-2020
Test Code: 2017-082		Date of Report: 27-Oct-2020
Purchase Order No: TPG		
Grower Name: SUSTAINABLE SOIL MANAG		

Analyte	Result	Units	Method Code	Analyte Testing Period
Aluminium % of Cations	23	%	04-026-ICP8	24/08/2020 to 24/08/2020
Calcium/Magnesium Ratio	2.1		04-026-ICP8	20/08/2020 to 24/08/2020
pH (1:5 Water)	5.6		04-031-PH	19/08/2020 to 20/08/2020
Electrical Conductivity (1:5 water)	0.03	dS/m	04-031-PH	19/08/2020 to 20/08/2020
Chloride	<10	mg/kg	04-063-FIA3	19/08/2020 to 21/08/2020
Copper (DTPA)	0.58	mg/kg	04-024-ICP6	20/08/2020 to 21/08/2020
Zinc (DTPA)	0.28	mg/kg	04-024-ICP6	20/08/2020 to 21/08/2020
Manganese (DTPA)	28	mg/kg	04-024-ICP6	20/08/2020 to 21/08/2020
Iron (DTPA)	82	mg/kg	04-024-ICP6	20/08/2020 to 21/08/2020
Boron (Hot CaCl ₂)	0.52	mg/kg	04-025-ICP7	20/08/2020 to 24/08/2020
Molybdenum (Hot CaCl ₂) ^	<0.010	mg/kg	04-083-ICP27	20/08/2020 to 21/08/2020
Phosphorus Environmental Risk Index ^	0.45		04-020-ICP17	21/08/2020 to 21/08/2020
Sand (Coarse) ^	28.3	%	04-001-SANSILCLAY	19/08/2020 to 25/08/2020
Sand (Fine) ^	50.8	%	04-001-SANSILCLAY	19/08/2020 to 25/08/2020
Silt ^	9.8	%	04-001-SANSILCLAY	19/08/2020 to 25/08/2020
Clay ^	11.1	%	04-001-SANSILCLAY	19/08/2020 to 25/08/2020
Texture (Calculated) ^			04-001-SANSILCLAY	19/08/2020 to 25/08/2020

Sample condition on receipt: Suitable for testing.

The results pertain only to the sample submitted.

This document shall not be reproduced except in full.

Analyses performed on soil dried at 40°C and ground to 2mm or less.

^ NATA accreditation does not cover the performance of this service.

Accredited for compliance with ISO/IEC 17025 - Testing.

This results of the tests, calibrations and/or measurements included in this document are traceable to Australian/International standards.

Nutrient Advantage Laboratory Services

Nutrient Advantage is a trademark of Incitec Pivot Limited
Incitec Pivot Limited - ABN 42 004 080 264
8 South Rd, Werribee Vic 3030
Toll-free: 1800 803 453 Fax: (61 3) 9974 0699
Enquiries: lab.feedback@incitecpivot.com.au

Disclaimer: This analysis report is prepared solely for the client listed above. To the extent permitted by law, Incitec Pivot Limited excludes all liability in connection with this report and, where liability cannot be excluded, limits its liability, at its election, to the re-supply of the analysis services or the cost of the re-supply of such services.

SOIL ANALYSIS REPORT

Report Number: 634936

Sustainable Soils Management P/L
PO Box 130
WARREN
NSW 2824



Report Authorised
Paul Kennelly
Laboratory Manager
NATA Accredited Laboratory
Number: 11958

Sample Number: 022072072	Paddock Name: MT016515	Date Received: 18-Aug-2020
Test Code: 2017-082		Date of Report: 27-Oct-2020
Purchase Order No: TPG		
Grower Name: SUSTAINABLE SOIL MANAG		

Analyte	Result	Units	Method Code	Analyte Testing Period
2 hour natural aggregate ^	1			20/08/2020 to 20/08/2020
2 hour remoulded aggregate ^	2			20/08/2020 to 20/08/2020
20 hour natural aggregate ^	1			20/08/2020 to 20/08/2020
20 hour remoulded aggregate ^	2			20/08/2020 to 20/08/2020
Available Potassium ^	280	mg/kg	04-026-ICP8	20/08/2020 to 24/08/2020
Calcium % of Cations	30	%	04-026-ICP8	24/08/2020 to 24/08/2020
Emerson Class ^	2			20/08/2020 to 20/08/2020
Grass Tetany Risk Index ^	0.40		04-026-ICP8	20/08/2020 to 24/08/2020
Magnesium % of Cations	15	%	04-026-ICP8	24/08/2020 to 24/08/2020
Organic Matter (W&B * 1.72) ^	1.1	%	04-054-WCALC	25/08/2020 to 25/08/2020
Potassium % of Cations	18	%	04-026-ICP8	24/08/2020 to 24/08/2020
Slaking ^	0			20/08/2020 to 20/08/2020
Soil Colour	Red-brown		04-042-PHYS	24/08/2020 to 24/08/2020
Soil Texture	Clay Loam		04-042-PHYS	24/08/2020 to 24/08/2020
pH (1:5 CaCl2)	4.1		04-031-PH	19/08/2020 to 20/08/2020
Electrical Conductivity (Sat. Ext.) ^	0.3	dS/m	04-054-WCALC	24/08/2020 to 24/08/2020
Organic Carbon (W&B)	0.65	%	04-018-UV1	19/08/2020 to 25/08/2020
Nitrate Nitrogen	2.7	mg/kg	04-063-FIA3	19/08/2020 to 21/08/2020
Ammonium Nitrogen	0.79	mg/kg	04-063-FIA3	19/08/2020 to 21/08/2020
Sulphur (KCl40)	7.6	mg/kg	04-021-ICP2	24/08/2020 to 25/08/2020
Phosphorus (Colwell)	21	mg/kg	04-013-COL_P	19/08/2020 to 21/08/2020
Phosphorus Buffer Index (PBI-Col)	95		04-020-ICP17	21/08/2020 to 21/08/2020
Potassium (Amm-acet.)	0.70	cmol(+)/kg	04-026-ICP8	20/08/2020 to 24/08/2020
Calcium (Amm-acet.)	1.2	cmol(+)/kg	04-026-ICP8	20/08/2020 to 24/08/2020
Magnesium (Amm-acet.)	0.57	cmol(+)/kg	04-026-ICP8	20/08/2020 to 24/08/2020
Sodium (Amm-acet.)	0.087	cmol(+)/kg	04-026-ICP8	20/08/2020 to 24/08/2020
Aluminium (KCl)	120	mg/kg	04-027-ICP9	20/08/2020 to 24/08/2020
Aluminium (KCl)	1.3	cmol(+)/kg	04-027-ICP9	20/08/2020 to 24/08/2020
Cation Exchange Capacity (Amm-acet.)	3.85	cmol(+)/kg	04-026-ICP8	24/08/2020 to 24/08/2020
Sodium % of cations	2.3	%	04-026-ICP8	24/08/2020 to 24/08/2020

Nutrient Advantage Laboratory Services

Nutrient Advantage is a trademark of Incitec Pivot Limited
Incitec Pivot Limited - ABN 42 004 080 264
8 South Rd, Werribee Vic 3030
Toll-free: 1800 803 453 Fax: (61 3) 9974 0699
Enquiries: lab.feedback@incitecpivot.com.au

Disclaimer: This analysis report is prepared solely for the client listed above. To the extent permitted by law, Incitec Pivot Limited excludes all liability in connection with this report and, where liability cannot be excluded, limits its liability, at its election, to the re-supply of the analysis services or the cost of the re-supply of such services.

SOIL ANALYSIS REPORT

Report Number: 634936

Sample Number: 022072072	Paddock Name: MT016515	Date Received: 18-Aug-2020
Test Code: 2017-082		Date of Report: 27-Oct-2020
Purchase Order No: TPG		
Grower Name: SUSTAINABLE SOIL MANAG		

Analyte	Result	Units	Method Code	Analyte Testing Period
Aluminium % of Cations	34	%	04-026-ICP8	24/08/2020 to 24/08/2020
Calcium/Magnesium Ratio	2.1		04-026-ICP8	20/08/2020 to 24/08/2020
pH (1:5 Water)	5.3		04-031-PH	19/08/2020 to 20/08/2020
Electrical Conductivity (1:5 water)	0.04	dS/m	04-031-PH	19/08/2020 to 20/08/2020
Chloride	<10	mg/kg	04-063-FIA3	19/08/2020 to 21/08/2020
Copper (DTPA)	0.58	mg/kg	04-024-ICP6	20/08/2020 to 21/08/2020
Zinc (DTPA)	0.13	mg/kg	04-024-ICP6	20/08/2020 to 21/08/2020
Manganese (DTPA)	50	mg/kg	04-024-ICP6	20/08/2020 to 21/08/2020
Iron (DTPA)	62	mg/kg	04-024-ICP6	20/08/2020 to 21/08/2020
Boron (Hot CaCl2)	0.52	mg/kg	04-025-ICP7	20/08/2020 to 24/08/2020
Molybdenum (Hot CaCl2) ^	<0.010	mg/kg	04-083-ICP27	20/08/2020 to 21/08/2020
Phosphorus Environmental Risk Index ^	0.22		04-020-ICP17	21/08/2020 to 21/08/2020
Sand (Coarse) ^	25.4	%	04-001-SANSILCLAY	19/08/2020 to 25/08/2020
Sand (Fine) ^	50.8	%	04-001-SANSILCLAY	19/08/2020 to 25/08/2020
Silt ^	10.0	%	04-001-SANSILCLAY	19/08/2020 to 25/08/2020
Clay ^	13.8	%	04-001-SANSILCLAY	19/08/2020 to 25/08/2020
Texture (Calculated) ^			04-001-SANSILCLAY	19/08/2020 to 25/08/2020

Sample condition on receipt: Suitable for testing.

The results pertain only to the sample submitted.

This document shall not be reproduced except in full.

Analyses performed on soil dried at 40°C and ground to 2mm or less.

^ NATA accreditation does not cover the performance of this service.

Accredited for compliance with ISO/IEC 17025 - Testing.

This results of the tests, calibrations and/or measurements included in this document are traceable to Australian/International standards.

Nutrient Advantage Laboratory Services

Nutrient Advantage is a trademark of Incitec Pivot Limited
 Incitec Pivot Limited - ABN 42 004 080 264
 8 South Rd, Werribee Vic 3030
 Toll-free: 1800 803 453 Fax: (61 3) 9974 0699
 Enquiries: lab.feedback@incitecpivot.com.au

Disclaimer: This analysis report is prepared solely for the client listed above. To the extent permitted by law, Incitec Pivot Limited excludes all liability in connection with this report and, where liability cannot be excluded, limits its liability, at its election, to the re-supply of the analysis services or the cost of the re-supply of such services.

SOIL ANALYSIS REPORT

Report Number: 634937

Sustainable Soils Management P/L
PO Box 130
WARREN
NSW 2824



Report Authorised
Paul Kennelly
Laboratory Manager
NATA Accredited Laboratory
Number: 11958

Sample Number: 022072071	Paddock Name: MT0161530	Date Received: 18-Aug-2020
Test Code: 2017-064		Date of Report: 27-Oct-2020
Purchase Order No: TPG		
Grower Name: SUSTAINABLE SOIL MANAG		

Analyte	Result	Units	Method Code	Analyte Testing Period
2 hour natural aggregate ^	3			20/08/2020 to 20/08/2020
2 hour remoulded aggregate ^	4			20/08/2020 to 20/08/2020
20 hour natural aggregate ^	4			20/08/2020 to 20/08/2020
20 hour remoulded aggregate ^	4			20/08/2020 to 20/08/2020
Available Potassium ^	120	mg/kg	04-026-ICP8	20/08/2020 to 24/08/2020
Calcium % of Cations	42	%	04-026-ICP8	24/08/2020 to 24/08/2020
Emerson Class ^	1			20/08/2020 to 20/08/2020
Grass Tetany Risk Index ^	0.079		04-026-ICP8	20/08/2020 to 24/08/2020
Magnesium % of Cations	35	%	04-026-ICP8	24/08/2020 to 24/08/2020
Potassium % of Cations	6.0	%	04-026-ICP8	24/08/2020 to 24/08/2020
Slaking ^	0			20/08/2020 to 20/08/2020
pH (1:5 CaCl2)	5.2		04-031-PH	19/08/2020 to 20/08/2020
Nitrate Nitrogen	2.8	mg/kg	04-063-FIA3	19/08/2020 to 21/08/2020
Ammonium Nitrogen	<0.60	mg/kg	04-063-FIA3	19/08/2020 to 21/08/2020
Potassium (Amm-acet.)	0.30	cmol(+)/kg	04-026-ICP8	20/08/2020 to 24/08/2020
Calcium (Amm-acet.)	2.1	cmol(+)/kg	04-026-ICP8	20/08/2020 to 24/08/2020
Magnesium (Amm-acet.)	1.7	cmol(+)/kg	04-026-ICP8	20/08/2020 to 24/08/2020
Sodium (Amm-acet.)	0.73	cmol(+)/kg	04-026-ICP8	20/08/2020 to 24/08/2020
Aluminium (KCl)	9.1	mg/kg	04-027-ICP9	20/08/2020 to 24/08/2020
Aluminium (KCl)	0.10	cmol(+)/kg	04-027-ICP9	20/08/2020 to 24/08/2020
Cation Exchange Capacity (Amm-acet.)	4.98	cmol(+)/kg	04-026-ICP8	24/08/2020 to 24/08/2020
Sodium % of cations	15	%	04-026-ICP8	24/08/2020 to 24/08/2020
Aluminium % of Cations	2.0	%	04-026-ICP8	24/08/2020 to 24/08/2020
Calcium/Magnesium Ratio	1.2		04-026-ICP8	20/08/2020 to 24/08/2020
pH (1:5 Water)	6.9		04-031-PH	19/08/2020 to 20/08/2020
Electrical Conductivity (1:5 water)	0.05	dS/m	04-031-PH	19/08/2020 to 20/08/2020
Chloride	24	mg/kg	04-063-FIA3	19/08/2020 to 21/08/2020
Sand (Coarse) ^	27.5	%	04-001-SANSILCLAY	19/08/2020 to 25/08/2020
Sand (Fine) ^	50.8	%	04-001-SANSILCLAY	19/08/2020 to 25/08/2020
Silt ^	8.4	%	04-001-SANSILCLAY	19/08/2020 to 25/08/2020

Nutrient Advantage Laboratory Services

Nutrient Advantage is a trademark of Incitec Pivot Limited
Incitec Pivot Limited - ABN 42 004 080 264
8 South Rd, Werribee Vic 3030
Toll-free: 1800 803 453 Fax: (61 3) 9974 0699
Enquiries: lab.feedback@incitecpivot.com.au

Disclaimer: This analysis report is prepared solely for the client listed above. To the extent permitted by law, Incitec Pivot Limited excludes all liability in connection with this report and, where liability cannot be excluded, limits its liability, at its election, to the re-supply of the analysis services or the cost of the re-supply of such services.

SOIL ANALYSIS REPORT

Report Number: 634937

Sample Number: 022072071	Paddock Name: MT0161530	Date Received: 18-Aug-2020
Test Code: 2017-064		Date of Report: 27-Oct-2020
Purchase Order No: TPG		
Grower Name: SUSTAINABLE SOIL MANAG		

Analyte	Result	Units	Method Code	Analyte Testing Period
Clay ^	13.3	%	04-001-SANSILCLAY	19/08/2020 to 25/08/2020
Texture (Calculated) ^			04-001-SANSILCLAY	19/08/2020 to 25/08/2020

Sample condition on receipt: Suitable for testing.

The results pertain only to the sample submitted.

This document shall not be reproduced except in full.

Analyses performed on soil dried at 40°C and ground to 2mm or less.

^ NATA accreditation does not cover the performance of this service.

Accredited for compliance with ISO/IEC 17025 - Testing.

This results of the tests, calibrations and/or measurements included in this document are traceable to Australian/International standards.

Nutrient Advantage Laboratory Services

Nutrient Advantage is a trademark of Incitec Pivot Limited
Incitec Pivot Limited - ABN 42 004 080 264
8 South Rd, Werribee Vic 3030
Toll-free: 1800 803 453 Fax: (61 3) 9974 0699
Enquiries: lab.feedback@incitecpivot.com.au

Disclaimer: This analysis report is prepared solely for the client listed above. To the extent permitted by law, Incitec Pivot Limited excludes all liability in connection with this report and, where liability cannot be excluded, limits its liability, at its election, to the re-supply of the analysis services or the cost of the re-supply of such services.

SOIL ANALYSIS REPORT

Report Number: 634938

Sustainable Soils Management P/L
PO Box 130
WARREN
NSW 2824



Report Authorised
Paul Kennelly
Laboratory Manager
NATA Accredited Laboratory
Number: 11958

Sample Number: 022072070	Paddock Name: MT0163060	Date Received: 18-Aug-2020
Test Code: 2017-064		Date of Report: 27-Oct-2020
Purchase Order No: TPG		
Grower Name: SUSTAINABLE SOIL MANAG		

Analyte	Result	Units	Method Code	Analyte Testing Period
2 hour natural aggregate ^	3			20/08/2020 to 20/08/2020
2 hour remoulded aggregate ^	4			20/08/2020 to 20/08/2020
20 hour natural aggregate ^	4			20/08/2020 to 20/08/2020
20 hour remoulded aggregate ^	4			20/08/2020 to 20/08/2020
Available Potassium ^	170	mg/kg	04-026-ICP8	20/08/2020 to 24/08/2020
Calcium % of Cations	28	%	04-026-ICP8	24/08/2020 to 24/08/2020
Emerson Class ^	1			20/08/2020 to 20/08/2020
Grass Tetany Risk Index ^	0.048		04-026-ICP8	20/08/2020 to 24/08/2020
Magnesium % of Cations	44	%	04-026-ICP8	24/08/2020 to 24/08/2020
Potassium % of Cations	3.4	%	04-026-ICP8	24/08/2020 to 24/08/2020
Slaking ^	0			20/08/2020 to 20/08/2020
pH (1:5 CaCl2)	6.9		04-031-PH	19/08/2020 to 20/08/2020
Nitrate Nitrogen	9.0	mg/kg	04-063-FIA3	19/08/2020 to 21/08/2020
Ammonium Nitrogen	0.66	mg/kg	04-063-FIA3	19/08/2020 to 21/08/2020
Potassium (Amm-acet.)	0.43	cmol(+)/kg	04-026-ICP8	20/08/2020 to 24/08/2020
Calcium (Amm-acet.)	3.5	cmol(+)/kg	04-026-ICP8	20/08/2020 to 24/08/2020
Magnesium (Amm-acet.)	5.5	cmol(+)/kg	04-026-ICP8	20/08/2020 to 24/08/2020
Sodium (Amm-acet.)	3.1	cmol(+)/kg	04-026-ICP8	20/08/2020 to 24/08/2020
Aluminium (KCl)	<9.0	mg/kg	04-027-ICP9	20/08/2020 to 24/08/2020
Aluminium (KCl)	<0.10	cmol(+)/kg	04-027-ICP9	20/08/2020 to 24/08/2020
Cation Exchange Capacity (Amm-acet.)	12.5	cmol(+)/kg	04-026-ICP8	24/08/2020 to 24/08/2020
Sodium % of cations	25	%	04-026-ICP8	24/08/2020 to 24/08/2020
Aluminium % of Cations	<1	%	04-026-ICP8	24/08/2020 to 24/08/2020
Calcium/Magnesium Ratio	0.64		04-026-ICP8	20/08/2020 to 24/08/2020
pH (1:5 Water)	8.2		04-031-PH	19/08/2020 to 20/08/2020
Electrical Conductivity (1:5 water)	0.21	dS/m	04-031-PH	19/08/2020 to 20/08/2020
Chloride	140	mg/kg	04-063-FIA3	19/08/2020 to 21/08/2020
Sand (Coarse) ^	23.5	%	04-001-SANSILCLAY	19/08/2020 to 25/08/2020
Sand (Fine) ^	34.0	%	04-001-SANSILCLAY	19/08/2020 to 25/08/2020
Silt ^	7.5	%	04-001-SANSILCLAY	19/08/2020 to 25/08/2020

Nutrient Advantage Laboratory Services

Nutrient Advantage is a trademark of Incitec Pivot Limited
Incitec Pivot Limited - ABN 42 004 080 264
8 South Rd, Werribee Vic 3030
Toll-free: 1800 803 453 Fax: (61 3) 9974 0699
Enquiries: lab.feedback@incitecpivot.com.au

Disclaimer: This analysis report is prepared solely for the client listed above. To the extent permitted by law, Incitec Pivot Limited excludes all liability in connection with this report and, where liability cannot be excluded, limits its liability, at its election, to the re-supply of the analysis services or the cost of the re-supply of such services.

SOIL ANALYSIS REPORT

Report Number: 634938

Sample Number: 022072070	Paddock Name: MT0163060	Date Received: 18-Aug-2020
Test Code: 2017-064		Date of Report: 27-Oct-2020
Purchase Order No: TPG		
Grower Name: SUSTAINABLE SOIL MANAG		

Analyte	Result	Units	Method Code	Analyte Testing Period
Clay ^	35.0	%	04-001-SANSILCLAY	19/08/2020 to 25/08/2020
Texture (Calculated) ^			04-001-SANSILCLAY	19/08/2020 to 25/08/2020

Sample condition on receipt: Suitable for testing.

The results pertain only to the sample submitted.

This document shall not be reproduced except in full.

Analyses performed on soil dried at 40°C and ground to 2mm or less.

^ NATA accreditation does not cover the performance of this service.

Accredited for compliance with ISO/IEC 17025 - Testing.

This results of the tests, calibrations and/or measurements included in this document are traceable to Australian/International standards.

Nutrient Advantage Laboratory Services

Nutrient Advantage is a trademark of Incitec Pivot Limited
Incitec Pivot Limited - ABN 42 004 080 264
8 South Rd, Werribee Vic 3030
Toll-free: 1800 803 453 Fax: (61 3) 9974 0699
Enquiries: lab.feedback@incitecpivot.com.au

Disclaimer: This analysis report is prepared solely for the client listed above. To the extent permitted by law, Incitec Pivot Limited excludes all liability in connection with this report and, where liability cannot be excluded, limits its liability, at its election, to the re-supply of the analysis services or the cost of the re-supply of such services.

SOIL ANALYSIS REPORT

Report Number: 634939

Sustainable Soils Management P/L
PO Box 130
WARREN
NSW 2824



Report Authorised
Paul Kennelly
Laboratory Manager
NATA Accredited Laboratory
Number: 11958

Sample Number: 022072069	Paddock Name: MT01660100	Date Received: 18-Aug-2020
Test Code: 2017-064		Date of Report: 27-Oct-2020
Purchase Order No: TPG		
Grower Name: SUSTAINABLE SOIL MANAG		

Analyte	Result	Units	Method Code	Analyte Testing Period
2 hour natural aggregate ^	2			20/08/2020 to 20/08/2020
2 hour remoulded aggregate ^	3			20/08/2020 to 20/08/2020
20 hour natural aggregate ^	3			20/08/2020 to 20/08/2020
20 hour remoulded aggregate ^	4			20/08/2020 to 20/08/2020
Available Potassium ^	330	mg/kg	04-026-ICP8	20/08/2020 to 24/08/2020
Calcium % of Cations	20	%	04-026-ICP8	24/08/2020 to 24/08/2020
Emerson Class ^	2			20/08/2020 to 20/08/2020
Grass Tetany Risk Index ^	0.059		04-026-ICP8	20/08/2020 to 24/08/2020
Magnesium % of Cations	43	%	04-026-ICP8	24/08/2020 to 24/08/2020
Potassium % of Cations	3.7	%	04-026-ICP8	24/08/2020 to 24/08/2020
Slaking ^	0			20/08/2020 to 20/08/2020
pH (1:5 CaCl2)	8.1		04-031-PH	19/08/2020 to 20/08/2020
Nitrate Nitrogen	7.9	mg/kg	04-063-FIA3	19/08/2020 to 21/08/2020
Ammonium Nitrogen	<0.60	mg/kg	04-063-FIA3	19/08/2020 to 21/08/2020
Potassium (Amm-acet.)	0.85	cmol(+)/kg	04-026-ICP8	20/08/2020 to 24/08/2020
Calcium (Amm-acet.)	4.6	cmol(+)/kg	04-026-ICP8	20/08/2020 to 24/08/2020
Magnesium (Amm-acet.)	9.9	cmol(+)/kg	04-026-ICP8	20/08/2020 to 24/08/2020
Sodium (Amm-acet.)	7.7	cmol(+)/kg	04-026-ICP8	20/08/2020 to 24/08/2020
Aluminium (KCl)	<9.0	mg/kg	04-027-ICP9	20/08/2020 to 24/08/2020
Aluminium (KCl)	<0.10	cmol(+)/kg	04-027-ICP9	20/08/2020 to 24/08/2020
Cation Exchange Capacity (Amm-acet.)	23.0	cmol(+)/kg	04-026-ICP8	24/08/2020 to 24/08/2020
Sodium % of cations	33	%	04-026-ICP8	24/08/2020 to 24/08/2020
Aluminium % of Cations	<1	%	04-026-ICP8	24/08/2020 to 24/08/2020
Calcium/Magnesium Ratio	0.46		04-026-ICP8	20/08/2020 to 24/08/2020
pH (1:5 Water)	9.1		04-031-PH	19/08/2020 to 20/08/2020
Electrical Conductivity (1:5 water)	0.65	dS/m	04-031-PH	19/08/2020 to 20/08/2020
Chloride	470	mg/kg	04-063-FIA3	19/08/2020 to 21/08/2020
Sand (Coarse) ^	11.8	%	04-001-SANSILCLAY	19/08/2020 to 25/08/2020
Sand (Fine) ^	31.6	%	04-001-SANSILCLAY	19/08/2020 to 25/08/2020
Silt ^	8.6	%	04-001-SANSILCLAY	19/08/2020 to 25/08/2020

Nutrient Advantage Laboratory Services

Nutrient Advantage is a trademark of Incitec Pivot Limited
Incitec Pivot Limited - ABN 42 004 080 264
8 South Rd, Werribee Vic 3030
Toll-free: 1800 803 453 Fax: (61 3) 9974 0699
Enquiries: lab.feedback@incitecpivot.com.au

Disclaimer: This analysis report is prepared solely for the client listed above. To the extent permitted by law, Incitec Pivot Limited excludes all liability in connection with this report and, where liability cannot be excluded, limits its liability, at its election, to the re-supply of the analysis services or the cost of the re-supply of such services.

SOIL ANALYSIS REPORT

Report Number: 634939

Sample Number: 022072069	Paddock Name: MT01660100	Date Received: 18-Aug-2020
Test Code: 2017-064		Date of Report: 27-Oct-2020
Purchase Order No: TPG		
Grower Name: SUSTAINABLE SOIL MANAG		

Analyte	Result	Units	Method Code	Analyte Testing Period
Clay ^	48.0	%	04-001-SANSILCLAY	19/08/2020 to 25/08/2020
Texture (Calculated) ^			04-001-SANSILCLAY	19/08/2020 to 25/08/2020

Sample condition on receipt: Suitable for testing.

The results pertain only to the sample submitted.

This document shall not be reproduced except in full.

Analyses performed on soil dried at 40°C and ground to 2mm or less.

^ NATA accreditation does not cover the performance of this service.

Accredited for compliance with ISO/IEC 17025 - Testing.

This results of the tests, calibrations and/or measurements included in this document are traceable to Australian/International standards.

Nutrient Advantage Laboratory Services

Nutrient Advantage is a trademark of Incitec Pivot Limited
Incitec Pivot Limited - ABN 42 004 080 264
8 South Rd, Werribee Vic 3030
Toll-free: 1800 803 453 Fax: (61 3) 9974 0699
Enquiries: lab.feedback@incitecpivot.com.au

Disclaimer: This analysis report is prepared solely for the client listed above. To the extent permitted by law, Incitec Pivot Limited excludes all liability in connection with this report and, where liability cannot be excluded, limits its liability, at its election, to the re-supply of the analysis services or the cost of the re-supply of such services.

SOIL ANALYSIS REPORT

Report Number: 634940

Sustainable Soils Management P/L
PO Box 130
WARREN
NSW 2824



Report Authorised
Paul Kennelly
Laboratory Manager
NATA Accredited Laboratory
Number: 11958

Sample Number: 022072068	Paddock Name: MT01705	Date Received: 18-Aug-2020
Test Code: 2017-082		Date of Report: 27-Oct-2020
Purchase Order No: TPG		
Grower Name: SUSTAINABLE SOIL MANAG		

Analyte	Result	Units	Method Code	Analyte Testing Period
2 hour natural aggregate ^	0			20/08/2020 to 20/08/2020
2 hour remoulded aggregate ^	2			20/08/2020 to 20/08/2020
20 hour natural aggregate ^	0			20/08/2020 to 20/08/2020
20 hour remoulded aggregate ^	2			20/08/2020 to 20/08/2020
Available Potassium ^	290	mg/kg	04-026-ICP8	20/08/2020 to 24/08/2020
Calcium % of Cations	65	%	04-026-ICP8	24/08/2020 to 24/08/2020
Emerson Class ^	7			20/08/2020 to 20/08/2020
Grass Tetany Risk Index ^	0.25		04-026-ICP8	20/08/2020 to 24/08/2020
Magnesium % of Cations	9.9	%	04-026-ICP8	24/08/2020 to 24/08/2020
Organic Matter (W&B * 1.72) ^	2.1	%	04-054-WCALC	25/08/2020 to 25/08/2020
Potassium % of Cations	19	%	04-026-ICP8	24/08/2020 to 24/08/2020
Slaking ^	2			20/08/2020 to 20/08/2020
Soil Colour	Brown		04-042-PHYS	24/08/2020 to 24/08/2020
Soil Texture	Clay Loam		04-042-PHYS	24/08/2020 to 24/08/2020
pH (1:5 CaCl2)	4.7		04-031-PH	19/08/2020 to 20/08/2020
Electrical Conductivity (Sat. Ext.) ^	0.4	dS/m	04-054-WCALC	24/08/2020 to 24/08/2020
Organic Carbon (W&B)	1.23	%	04-018-UV1	19/08/2020 to 25/08/2020
Nitrate Nitrogen	13	mg/kg	04-063-FIA3	19/08/2020 to 21/08/2020
Ammonium Nitrogen	2.2	mg/kg	04-063-FIA3	19/08/2020 to 21/08/2020
Sulphur (KCl40)	2.2	mg/kg	04-021-ICP2	24/08/2020 to 25/08/2020
Phosphorus (Colwell)	13	mg/kg	04-013-COL_P	19/08/2020 to 21/08/2020
Phosphorus Buffer Index (PBI-Col)	41		04-020-ICP17	21/08/2020 to 21/08/2020
Potassium (Amm-acet.)	0.74	cmol(+)/kg	04-026-ICP8	20/08/2020 to 24/08/2020
Calcium (Amm-acet.)	2.6	cmol(+)/kg	04-026-ICP8	20/08/2020 to 24/08/2020
Magnesium (Amm-acet.)	0.39	cmol(+)/kg	04-026-ICP8	20/08/2020 to 24/08/2020
Sodium (Amm-acet.)	0.037	cmol(+)/kg	04-026-ICP8	20/08/2020 to 24/08/2020
Aluminium (KCl)	21	mg/kg	04-027-ICP9	20/08/2020 to 24/08/2020
Aluminium (KCl)	0.23	cmol(+)/kg	04-027-ICP9	20/08/2020 to 24/08/2020
Cation Exchange Capacity (Amm-acet.)	3.98	cmol(+)/kg	04-026-ICP8	24/08/2020 to 24/08/2020
Sodium % of cations	0.92	%	04-026-ICP8	24/08/2020 to 24/08/2020

Nutrient Advantage Laboratory Services

Nutrient Advantage is a trademark of Incitec Pivot Limited
Incitec Pivot Limited - ABN 42 004 080 264
8 South Rd, Werribee Vic 3030
Toll-free: 1800 803 453 Fax: (61 3) 9974 0699
Enquiries: lab.feedback@incitecpivot.com.au

Disclaimer: This analysis report is prepared solely for the client listed above. To the extent permitted by law, Incitec Pivot Limited excludes all liability in connection with this report and, where liability cannot be excluded, limits its liability, at its election, to the re-supply of the analysis services or the cost of the re-supply of such services.

SOIL ANALYSIS REPORT

Report Number: 634940

Sample Number: 022072068	Paddock Name: MT01705	Date Received: 18-Aug-2020
Test Code: 2017-082		Date of Report: 27-Oct-2020
Purchase Order No: TPG		
Grower Name: SUSTAINABLE SOIL MANAG		

Analyte	Result	Units	Method Code	Analyte Testing Period
Aluminium % of Cations	5.9	%	04-026-ICP8	24/08/2020 to 24/08/2020
Calcium/Magnesium Ratio	6.7		04-026-ICP8	20/08/2020 to 24/08/2020
pH (1:5 Water)	5.7		04-031-PH	19/08/2020 to 20/08/2020
Electrical Conductivity (1:5 water)	0.05	dS/m	04-031-PH	19/08/2020 to 20/08/2020
Chloride	<10	mg/kg	04-063-FIA3	19/08/2020 to 21/08/2020
Copper (DTPA)	0.49	mg/kg	04-024-ICP6	20/08/2020 to 21/08/2020
Zinc (DTPA)	0.30	mg/kg	04-024-ICP6	20/08/2020 to 21/08/2020
Manganese (DTPA)	15	mg/kg	04-024-ICP6	20/08/2020 to 21/08/2020
Iron (DTPA)	130	mg/kg	04-024-ICP6	20/08/2020 to 21/08/2020
Boron (Hot CaCl2)	0.35	mg/kg	04-025-ICP7	20/08/2020 to 24/08/2020
Molybdenum (Hot CaCl2) ^	<0.010	mg/kg	04-083-ICP27	20/08/2020 to 21/08/2020
Phosphorus Environmental Risk Index ^	0.32		04-020-ICP17	21/08/2020 to 21/08/2020
Sand (Coarse) ^	31.4	%	04-001-SANSILCLAY	19/08/2020 to 25/08/2020
Sand (Fine) ^	48.6	%	04-001-SANSILCLAY	19/08/2020 to 25/08/2020
Silt ^	10.0	%	04-001-SANSILCLAY	19/08/2020 to 25/08/2020
Clay ^	10.0	%	04-001-SANSILCLAY	19/08/2020 to 25/08/2020
Texture (Calculated) ^			04-001-SANSILCLAY	19/08/2020 to 25/08/2020

Sample condition on receipt: Suitable for testing.

The results pertain only to the sample submitted.

This document shall not be reproduced except in full.

Analyses performed on soil dried at 40°C and ground to 2mm or less.

^ NATA accreditation does not cover the performance of this service.

Accredited for compliance with ISO/IEC 17025 - Testing.

This results of the tests, calibrations and/or measurements included in this document are traceable to Australian/International standards.

Nutrient Advantage Laboratory Services

Nutrient Advantage is a trademark of Incitec Pivot Limited
Incitec Pivot Limited - ABN 42 004 080 264
8 South Rd, Werribee Vic 3030
Toll-free: 1800 803 453 Fax: (61 3) 9974 0699
Enquiries: lab.feedback@incitecpivot.com.au

Disclaimer: This analysis report is prepared solely for the client listed above. To the extent permitted by law, Incitec Pivot Limited excludes all liability in connection with this report and, where liability cannot be excluded, limits its liability, at its election, to the re-supply of the analysis services or the cost of the re-supply of such services.

SOIL ANALYSIS REPORT

Report Number: 634941

Sustainable Soils Management P/L
PO Box 130
WARREN
NSW 2824



Report Authorised
Paul Kennelly
Laboratory Manager
NATA Accredited Laboratory
Number: 11958

Sample Number: 022072067	Paddock Name: MT017515	Date Received: 18-Aug-2020
Test Code: 2017-082		Date of Report: 27-Oct-2020
Purchase Order No: TPG		
Grower Name: SUSTAINABLE SOIL MANAG		

Analyte	Result	Units	Method Code	Analyte Testing Period
2 hour natural aggregate ^	1			20/08/2020 to 20/08/2020
2 hour remoulded aggregate ^	1			20/08/2020 to 20/08/2020
20 hour natural aggregate ^	1			20/08/2020 to 20/08/2020
20 hour remoulded aggregate ^	1			20/08/2020 to 20/08/2020
Available Potassium ^	140	mg/kg	04-026-ICP8	20/08/2020 to 24/08/2020
Calcium % of Cations	59	%	04-026-ICP8	24/08/2020 to 24/08/2020
Emerson Class ^	2			20/08/2020 to 20/08/2020
Grass Tetany Risk Index ^	0.12		04-026-ICP8	20/08/2020 to 24/08/2020
Magnesium % of Cations	18	%	04-026-ICP8	24/08/2020 to 24/08/2020
Organic Matter (W&B * 1.72) ^	1.0	%	04-054-WCALC	25/08/2020 to 25/08/2020
Potassium % of Cations	9.4	%	04-026-ICP8	24/08/2020 to 24/08/2020
Slaking ^	0			20/08/2020 to 20/08/2020
Soil Colour	Brown		04-042-PHYS	24/08/2020 to 24/08/2020
Soil Texture	Clay Loam		04-042-PHYS	24/08/2020 to 24/08/2020
pH (1:5 CaCl2)	4.4		04-031-PH	19/08/2020 to 20/08/2020
Electrical Conductivity (Sat. Ext.) ^	0.4	dS/m	04-054-WCALC	24/08/2020 to 24/08/2020
Organic Carbon (W&B)	0.60	%	04-018-UV1	19/08/2020 to 25/08/2020
Nitrate Nitrogen	2.9	mg/kg	04-063-FIA3	19/08/2020 to 21/08/2020
Ammonium Nitrogen	0.95	mg/kg	04-063-FIA3	19/08/2020 to 21/08/2020
Sulphur (KCl40)	15	mg/kg	04-021-ICP2	24/08/2020 to 25/08/2020
Phosphorus (Colwell)	9.1	mg/kg	04-013-COL_P	19/08/2020 to 21/08/2020
Phosphorus Buffer Index (PBI-Col)	59		04-020-ICP17	21/08/2020 to 21/08/2020
Potassium (Amm-acet.)	0.37	cmol(+)/kg	04-026-ICP8	20/08/2020 to 24/08/2020
Calcium (Amm-acet.)	2.3	cmol(+)/kg	04-026-ICP8	20/08/2020 to 24/08/2020
Magnesium (Amm-acet.)	0.71	cmol(+)/kg	04-026-ICP8	20/08/2020 to 24/08/2020
Sodium (Amm-acet.)	0.098	cmol(+)/kg	04-026-ICP8	20/08/2020 to 24/08/2020
Aluminium (KCl)	37	mg/kg	04-027-ICP9	20/08/2020 to 24/08/2020
Aluminium (KCl)	0.41	cmol(+)/kg	04-027-ICP9	20/08/2020 to 24/08/2020
Cation Exchange Capacity (Amm-acet.)	3.92	cmol(+)/kg	04-026-ICP8	24/08/2020 to 24/08/2020
Sodium % of cations	2.5	%	04-026-ICP8	24/08/2020 to 24/08/2020

Nutrient Advantage Laboratory Services

Nutrient Advantage is a trademark of Incitec Pivot Limited
Incitec Pivot Limited - ABN 42 004 080 264
8 South Rd, Werribee Vic 3030
Toll-free: 1800 803 453 Fax: (61 3) 9974 0699
Enquiries: lab.feedback@incitecpivot.com.au

Disclaimer: This analysis report is prepared solely for the client listed above. To the extent permitted by law, Incitec Pivot Limited excludes all liability in connection with this report and, where liability cannot be excluded, limits its liability, at its election, to the re-supply of the analysis services or the cost of the re-supply of such services.

SOIL ANALYSIS REPORT

Report Number: 634941

Sample Number: 022072067	Paddock Name: MT017515	Date Received: 18-Aug-2020
Test Code: 2017-082		Date of Report: 27-Oct-2020
Purchase Order No: TPG		
Grower Name: SUSTAINABLE SOIL MANAG		

Analyte	Result	Units	Method Code	Analyte Testing Period
Aluminium % of Cations	11	%	04-026-ICP8	24/08/2020 to 24/08/2020
Calcium/Magnesium Ratio	3.2		04-026-ICP8	20/08/2020 to 24/08/2020
pH (1:5 Water)	5.4		04-031-PH	19/08/2020 to 20/08/2020
Electrical Conductivity (1:5 water)	0.05	dS/m	04-031-PH	19/08/2020 to 20/08/2020
Chloride	<10	mg/kg	04-063-FIA3	19/08/2020 to 21/08/2020
Copper (DTPA)	0.49	mg/kg	04-024-ICP6	21/08/2020 to 24/08/2020
Zinc (DTPA)	0.075	mg/kg	04-024-ICP6	21/08/2020 to 24/08/2020
Manganese (DTPA)	37	mg/kg	04-024-ICP6	21/08/2020 to 24/08/2020
Iron (DTPA)	54	mg/kg	04-024-ICP6	21/08/2020 to 24/08/2020
Boron (Hot CaCl2)	0.45	mg/kg	04-025-ICP7	20/08/2020 to 24/08/2020
Molybdenum (Hot CaCl2) ^	<0.010	mg/kg	04-083-ICP27	20/08/2020 to 21/08/2020
Phosphorus Environmental Risk Index ^	0.15		04-020-ICP17	21/08/2020 to 21/08/2020
Sand (Coarse) ^	21.5	%	04-001-SANSILCLAY	19/08/2020 to 25/08/2020
Sand (Fine) ^	53.6	%	04-001-SANSILCLAY	19/08/2020 to 25/08/2020
Silt ^	11.2	%	04-001-SANSILCLAY	19/08/2020 to 25/08/2020
Clay ^	13.7	%	04-001-SANSILCLAY	19/08/2020 to 25/08/2020
Texture (Calculated) ^			04-001-SANSILCLAY	19/08/2020 to 25/08/2020

Sample condition on receipt: Suitable for testing.

The results pertain only to the sample submitted.

This document shall not be reproduced except in full.

Analyses performed on soil dried at 40°C and ground to 2mm or less.

^ NATA accreditation does not cover the performance of this service.

Accredited for compliance with ISO/IEC 17025 - Testing.

This results of the tests, calibrations and/or measurements included in this document are traceable to Australian/International standards.

Nutrient Advantage Laboratory Services

Nutrient Advantage is a trademark of Incitec Pivot Limited
Incitec Pivot Limited - ABN 42 004 080 264
8 South Rd, Werribee Vic 3030
Toll-free: 1800 803 453 Fax: (61 3) 9974 0699
Enquiries: lab.feedback@incitecpivot.com.au

Disclaimer: This analysis report is prepared solely for the client listed above. To the extent permitted by law, Incitec Pivot Limited excludes all liability in connection with this report and, where liability cannot be excluded, limits its liability, at its election, to the re-supply of the analysis services or the cost of the re-supply of such services.

SOIL ANALYSIS REPORT

Report Number: 634942

Sustainable Soils Management P/L
PO Box 130
WARREN
NSW 2824



Report Authorised
Paul Kennelly
Laboratory Manager
NATA Accredited Laboratory
Number: 11958

Sample Number:	022072065	Paddock Name:	MT0171530	Date Received:	18-Aug-2020
Test Code:	2017-064			Date of Report:	27-Oct-2020
Purchase Order No:	TPG				
Grower Name:	SUSTAINABLE SOIL MANAG				

Analyte	Result	Units	Method Code	Analyte Testing Period
2 hour natural aggregate ^	1			20/08/2020 to 20/08/2020
2 hour remoulded aggregate ^	3			20/08/2020 to 20/08/2020
20 hour natural aggregate ^	2			20/08/2020 to 20/08/2020
20 hour remoulded aggregate ^	3			20/08/2020 to 20/08/2020
Available Potassium ^	100	mg/kg	04-026-ICP8	20/08/2020 to 24/08/2020
Calcium % of Cations	60	%	04-026-ICP8	24/08/2020 to 24/08/2020
Emerson Class ^	2			20/08/2020 to 20/08/2020
Grass Tetany Risk Index ^	0.092		04-026-ICP8	20/08/2020 to 24/08/2020
Magnesium % of Cations	24	%	04-026-ICP8	24/08/2020 to 24/08/2020
Potassium % of Cations	7.6	%	04-026-ICP8	24/08/2020 to 24/08/2020
Slaking ^	0			20/08/2020 to 20/08/2020
pH (1:5 CaCl2)	5.0		04-031-PH	19/08/2020 to 20/08/2020
Nitrate Nitrogen	3.0	mg/kg	04-063-FIA3	19/08/2020 to 21/08/2020
Ammonium Nitrogen	<0.60	mg/kg	04-063-FIA3	19/08/2020 to 21/08/2020
Potassium (Amm-acet.)	0.27	cmol(+)/kg	04-026-ICP8	20/08/2020 to 24/08/2020
Calcium (Amm-acet.)	2.1	cmol(+)/kg	04-026-ICP8	20/08/2020 to 24/08/2020
Magnesium (Amm-acet.)	0.84	cmol(+)/kg	04-026-ICP8	20/08/2020 to 24/08/2020
Sodium (Amm-acet.)	0.17	cmol(+)/kg	04-026-ICP8	20/08/2020 to 24/08/2020
Aluminium (KCl)	12	mg/kg	04-027-ICP9	20/08/2020 to 24/08/2020
Aluminium (KCl)	0.13	cmol(+)/kg	04-027-ICP9	20/08/2020 to 24/08/2020
Cation Exchange Capacity (Amm-acet.)	3.50	cmol(+)/kg	04-026-ICP8	24/08/2020 to 24/08/2020
Sodium % of cations	4.9	%	04-026-ICP8	24/08/2020 to 24/08/2020
Aluminium % of Cations	3.7	%	04-026-ICP8	24/08/2020 to 24/08/2020
Calcium/Magnesium Ratio	2.5		04-026-ICP8	20/08/2020 to 24/08/2020
pH (1:5 Water)	6.4		04-031-PH	19/08/2020 to 20/08/2020
Electrical Conductivity (1:5 water)	0.03	dS/m	04-031-PH	19/08/2020 to 20/08/2020
Chloride	<10	mg/kg	04-063-FIA3	19/08/2020 to 21/08/2020
Sand (Coarse) ^	32.9	%	04-001-SANSILCLAY	19/08/2020 to 25/08/2020
Sand (Fine) ^	45.5	%	04-001-SANSILCLAY	19/08/2020 to 25/08/2020
Silt ^	10.8	%	04-001-SANSILCLAY	19/08/2020 to 25/08/2020

Nutrient Advantage Laboratory Services

Nutrient Advantage is a trademark of Incitec Pivot Limited
Incitec Pivot Limited - ABN 42 004 080 264
8 South Rd, Werribee Vic 3030
Toll-free: 1800 803 453 Fax: (61 3) 9974 0699
Enquiries: lab.feedback@incitecpivot.com.au

Disclaimer: This analysis report is prepared solely for the client listed above. To the extent permitted by law, Incitec Pivot Limited excludes all liability in connection with this report and, where liability cannot be excluded, limits its liability, at its election, to the re-supply of the analysis services or the cost of the re-supply of such services.

SOIL ANALYSIS REPORT

Report Number: 634942

Sample Number: 022072065	Paddock Name: MT0171530	Date Received: 18-Aug-2020
Test Code: 2017-064		Date of Report: 27-Oct-2020
Purchase Order No: TPG		
Grower Name: SUSTAINABLE SOIL MANAG		

Analyte	Result	Units	Method Code	Analyte Testing Period
Clay ^	10.8	%	04-001-SANSILCLAY	19/08/2020 to 25/08/2020
Texture (Calculated) ^			04-001-SANSILCLAY	19/08/2020 to 25/08/2020

Sample condition on receipt: Suitable for testing.

The results pertain only to the sample submitted.

This document shall not be reproduced except in full.

Analyses performed on soil dried at 40°C and ground to 2mm or less.

^ NATA accreditation does not cover the performance of this service.

Accredited for compliance with ISO/IEC 17025 - Testing.

This results of the tests, calibrations and/or measurements included in this document are traceable to Australian/International standards.

Nutrient Advantage Laboratory Services

Nutrient Advantage is a trademark of Incitec Pivot Limited
Incitec Pivot Limited - ABN 42 004 080 264
8 South Rd, Werribee Vic 3030
Toll-free: 1800 803 453 Fax: (61 3) 9974 0699
Enquiries: lab.feedback@incitecpivot.com.au

Disclaimer: This analysis report is prepared solely for the client listed above. To the extent permitted by law, Incitec Pivot Limited excludes all liability in connection with this report and, where liability cannot be excluded, limits its liability, at its election, to the re-supply of the analysis services or the cost of the re-supply of such services.

SOIL ANALYSIS REPORT

Report Number: 634943

Sustainable Soils Management P/L
PO Box 130
WARREN
NSW 2824



Report Authorised
Paul Kennelly
Laboratory Manager
NATA Accredited Laboratory
Number: 11958

Sample Number: 022072064	Paddock Name: MT0173060	Date Received: 18-Aug-2020
Test Code: 2017-064		Date of Report: 27-Oct-2020
Purchase Order No: TPG		
Grower Name: SUSTAINABLE SOIL MANAG		

Analyte	Result	Units	Method Code	Analyte Testing Period
2 hour natural aggregate ^	3			20/08/2020 to 20/08/2020
2 hour remoulded aggregate ^	4			20/08/2020 to 20/08/2020
20 hour natural aggregate ^	4			20/08/2020 to 20/08/2020
20 hour remoulded aggregate ^	4			20/08/2020 to 20/08/2020
Available Potassium ^	180	mg/kg	04-026-ICP8	20/08/2020 to 24/08/2020
Calcium % of Cations	40	%	04-026-ICP8	24/08/2020 to 24/08/2020
Emerson Class ^	1			20/08/2020 to 20/08/2020
Grass Tetany Risk Index ^	0.049		04-026-ICP8	20/08/2020 to 24/08/2020
Magnesium % of Cations	43	%	04-026-ICP8	24/08/2020 to 24/08/2020
Potassium % of Cations	4.1	%	04-026-ICP8	24/08/2020 to 24/08/2020
Slaking ^	0			20/08/2020 to 20/08/2020
pH (1:5 CaCl2)	6.0		04-031-PH	19/08/2020 to 20/08/2020
Nitrate Nitrogen	20	mg/kg	04-063-FIA3	19/08/2020 to 21/08/2020
Ammonium Nitrogen	0.94	mg/kg	04-063-FIA3	19/08/2020 to 21/08/2020
Potassium (Amm-acet.)	0.46	cmol(+)/kg	04-026-ICP8	20/08/2020 to 24/08/2020
Calcium (Amm-acet.)	4.4	cmol(+)/kg	04-026-ICP8	20/08/2020 to 24/08/2020
Magnesium (Amm-acet.)	4.9	cmol(+)/kg	04-026-ICP8	20/08/2020 to 24/08/2020
Sodium (Amm-acet.)	1.5	cmol(+)/kg	04-026-ICP8	20/08/2020 to 24/08/2020
Aluminium (KCl)	<9.0	mg/kg	04-027-ICP9	20/08/2020 to 24/08/2020
Aluminium (KCl)	<0.10	cmol(+)/kg	04-027-ICP9	20/08/2020 to 24/08/2020
Cation Exchange Capacity (Amm-acet.)	11.2	cmol(+)/kg	04-026-ICP8	24/08/2020 to 24/08/2020
Sodium % of cations	13	%	04-026-ICP8	24/08/2020 to 24/08/2020
Aluminium % of Cations	<1	%	04-026-ICP8	24/08/2020 to 24/08/2020
Calcium/Magnesium Ratio	0.90		04-026-ICP8	20/08/2020 to 24/08/2020
pH (1:5 Water)	7.3		04-031-PH	19/08/2020 to 20/08/2020
Electrical Conductivity (1:5 water)	0.10	dS/m	04-031-PH	19/08/2020 to 20/08/2020
Chloride	<10	mg/kg	04-063-FIA3	19/08/2020 to 21/08/2020
Sand (Coarse) ^	24.9	%	04-001-SANSILCLAY	19/08/2020 to 25/08/2020
Sand (Fine) ^	29.8	%	04-001-SANSILCLAY	19/08/2020 to 25/08/2020
Silt ^	8.8	%	04-001-SANSILCLAY	19/08/2020 to 25/08/2020

Nutrient Advantage Laboratory Services

Nutrient Advantage is a trademark of Incitec Pivot Limited
Incitec Pivot Limited - ABN 42 004 080 264
8 South Rd, Werribee Vic 3030
Toll-free: 1800 803 453 Fax: (61 3) 9974 0699
Enquiries: lab.feedback@incitecpivot.com.au

Disclaimer: This analysis report is prepared solely for the client listed above. To the extent permitted by law, Incitec Pivot Limited excludes all liability in connection with this report and, where liability cannot be excluded, limits its liability, at its election, to the re-supply of the analysis services or the cost of the re-supply of such services.

SOIL ANALYSIS REPORT

Report Number: 634943

Sample Number: 022072064	Paddock Name: MT0173060	Date Received: 18-Aug-2020
Test Code: 2017-064		Date of Report: 27-Oct-2020
Purchase Order No: TPG		
Grower Name: SUSTAINABLE SOIL MANAG		

Analyte	Result	Units	Method Code	Analyte Testing Period
Clay ^	36.5	%	04-001-SANSILCLAY	19/08/2020 to 25/08/2020
Texture (Calculated) ^			04-001-SANSILCLAY	19/08/2020 to 25/08/2020

Sample condition on receipt: Suitable for testing.

The results pertain only to the sample submitted.

This document shall not be reproduced except in full.

Analyses performed on soil dried at 40°C and ground to 2mm or less.

^ NATA accreditation does not cover the performance of this service.

Accredited for compliance with ISO/IEC 17025 - Testing.

This results of the tests, calibrations and/or measurements included in this document are traceable to Australian/International standards.

Nutrient Advantage Laboratory Services

Nutrient Advantage is a trademark of Incitec Pivot Limited
Incitec Pivot Limited - ABN 42 004 080 264
8 South Rd, Werribee Vic 3030
Toll-free: 1800 803 453 Fax: (61 3) 9974 0699
Enquiries: lab.feedback@incitecpivot.com.au

Disclaimer: This analysis report is prepared solely for the client listed above. To the extent permitted by law, Incitec Pivot Limited excludes all liability in connection with this report and, where liability cannot be excluded, limits its liability, at its election, to the re-supply of the analysis services or the cost of the re-supply of such services.

SOIL ANALYSIS REPORT

Report Number: 634944

Sustainable Soils Management P/L
PO Box 130
WARREN
NSW 2824



Report Authorised
Paul Kennelly
Laboratory Manager
NATA Accredited Laboratory
Number: 11958

Sample Number: 022072066	Paddock Name: MT01760100	Date Received: 18-Aug-2020
Test Code: 2017-064		Date of Report: 27-Oct-2020
Purchase Order No: TPG		
Grower Name: SUSTAINABLE SOIL MANAG		

Analyte	Result	Units	Method Code	Analyte Testing Period
2 hour natural aggregate ^	1			20/08/2020 to 20/08/2020
2 hour remoulded aggregate ^	4			20/08/2020 to 20/08/2020
20 hour natural aggregate ^	1			20/08/2020 to 20/08/2020
20 hour remoulded aggregate ^	4			20/08/2020 to 20/08/2020
Available Potassium ^	320	mg/kg	04-026-ICP8	20/08/2020 to 24/08/2020
Calcium % of Cations	33	%	04-026-ICP8	24/08/2020 to 24/08/2020
Emerson Class ^	2			20/08/2020 to 20/08/2020
Grass Tetany Risk Index ^	0.088		04-026-ICP8	20/08/2020 to 24/08/2020
Magnesium % of Cations	44	%	04-026-ICP8	24/08/2020 to 24/08/2020
Potassium % of Cations	6.8	%	04-026-ICP8	24/08/2020 to 24/08/2020
Slaking ^	0			20/08/2020 to 20/08/2020
pH (1:5 CaCl2)	7.7		04-031-PH	19/08/2020 to 20/08/2020
Nitrate Nitrogen	3.9	mg/kg	04-063-FIA3	19/08/2020 to 21/08/2020
Ammonium Nitrogen	<0.60	mg/kg	04-063-FIA3	19/08/2020 to 21/08/2020
Potassium (Amm-acet.)	0.83	cmol(+)/kg	04-026-ICP8	20/08/2020 to 24/08/2020
Calcium (Amm-acet.)	4.0	cmol(+)/kg	04-026-ICP8	20/08/2020 to 24/08/2020
Magnesium (Amm-acet.)	5.4	cmol(+)/kg	04-026-ICP8	20/08/2020 to 24/08/2020
Sodium (Amm-acet.)	2.0	cmol(+)/kg	04-026-ICP8	20/08/2020 to 24/08/2020
Aluminium (KCl)	<9.0	mg/kg	04-027-ICP9	20/08/2020 to 24/08/2020
Aluminium (KCl)	<0.10	cmol(+)/kg	04-027-ICP9	20/08/2020 to 24/08/2020
Cation Exchange Capacity (Amm-acet.)	12.2	cmol(+)/kg	04-026-ICP8	24/08/2020 to 24/08/2020
Sodium % of cations	17	%	04-026-ICP8	24/08/2020 to 24/08/2020
Aluminium % of Cations	<1	%	04-026-ICP8	24/08/2020 to 24/08/2020
Calcium/Magnesium Ratio	0.74		04-026-ICP8	20/08/2020 to 24/08/2020
pH (1:5 Water)	9.2		04-031-PH	19/08/2020 to 20/08/2020
Electrical Conductivity (1:5 water)	0.07	dS/m	04-031-PH	19/08/2020 to 20/08/2020
Chloride	<10	mg/kg	04-063-FIA3	19/08/2020 to 21/08/2020
Sand (Coarse) ^	24.6	%	04-001-SANSILCLAY	19/08/2020 to 25/08/2020
Sand (Fine) ^	32.9	%	04-001-SANSILCLAY	19/08/2020 to 25/08/2020
Silt ^	8.5	%	04-001-SANSILCLAY	19/08/2020 to 25/08/2020

Nutrient Advantage Laboratory Services

Nutrient Advantage is a trademark of Incitec Pivot Limited
Incitec Pivot Limited - ABN 42 004 080 264
8 South Rd, Werribee Vic 3030
Toll-free: 1800 803 453 Fax: (61 3) 9974 0699
Enquiries: lab.feedback@incitecpivot.com.au

Disclaimer: This analysis report is prepared solely for the client listed above. To the extent permitted by law, Incitec Pivot Limited excludes all liability in connection with this report and, where liability cannot be excluded, limits its liability, at its election, to the re-supply of the analysis services or the cost of the re-supply of such services.

SOIL ANALYSIS REPORT

Report Number: 634944

Sample Number: 022072066	Paddock Name: MT01760100	Date Received: 18-Aug-2020
Test Code: 2017-064		Date of Report: 27-Oct-2020
Purchase Order No: TPG		
Grower Name: SUSTAINABLE SOIL MANAG		

Analyte	Result	Units	Method Code	Analyte Testing Period
Clay ^	34.0	%	04-001-SANSILCLAY	19/08/2020 to 25/08/2020
Texture (Calculated) ^			04-001-SANSILCLAY	19/08/2020 to 25/08/2020

Sample condition on receipt: Suitable for testing.

The results pertain only to the sample submitted.

This document shall not be reproduced except in full.

Analyses performed on soil dried at 40°C and ground to 2mm or less.

^ NATA accreditation does not cover the performance of this service.

Accredited for compliance with ISO/IEC 17025 - Testing.

This results of the tests, calibrations and/or measurements included in this document are traceable to Australian/International standards.

Nutrient Advantage Laboratory Services

Nutrient Advantage is a trademark of Incitec Pivot Limited
Incitec Pivot Limited - ABN 42 004 080 264
8 South Rd, Werribee Vic 3030
Toll-free: 1800 803 453 Fax: (61 3) 9974 0699
Enquiries: lab.feedback@incitecpivot.com.au

Disclaimer: This analysis report is prepared solely for the client listed above. To the extent permitted by law, Incitec Pivot Limited excludes all liability in connection with this report and, where liability cannot be excluded, limits its liability, at its election, to the re-supply of the analysis services or the cost of the re-supply of such services.

SOIL ANALYSIS REPORT

Report Number: 634945

Sustainable Soils Management P/L
PO Box 130
WARREN
NSW 2824



Report Authorised
Paul Kennelly
Laboratory Manager
NATA Accredited Laboratory
Number: 11958

Sample Number: 022072062	Paddock Name: MT01805	Date Received: 18-Aug-2020
Test Code: 2017-083		Date of Report: 27-Oct-2020
Purchase Order No: TPG		
Grower Name: SUSTAINABLE SOIL MANAG		

Analyte	Result	Units	Method Code	Analyte Testing Period
2 hour natural aggregate ^	0			20/08/2020 to 20/08/2020
2 hour remoulded aggregate ^	1			20/08/2020 to 20/08/2020
20 hour natural aggregate ^	1			20/08/2020 to 20/08/2020
20 hour remoulded aggregate ^	2			20/08/2020 to 20/08/2020
Available Potassium ^	380	mg/kg	04-026-ICP8	20/08/2020 to 24/08/2020
Calcium % of Cations	71	%	04-026-ICP8	24/08/2020 to 24/08/2020
Emerson Class ^	3			20/08/2020 to 20/08/2020
Grass Tetany Risk Index ^	0.17		04-026-ICP8	20/08/2020 to 24/08/2020
Magnesium % of Cations	13	%	04-026-ICP8	24/08/2020 to 24/08/2020
Organic Matter (W&B * 1.72) ^	2.2	%	04-054-WCALC	25/08/2020 to 25/08/2020
Potassium % of Cations	14	%	04-026-ICP8	24/08/2020 to 24/08/2020
Slaking ^	0			20/08/2020 to 20/08/2020
Soil Colour	Brown		04-042-PHYS	24/08/2020 to 24/08/2020
Soil Texture	Clay		04-042-PHYS	24/08/2020 to 24/08/2020
pH (1:5 CaCl2)	5.5		04-031-PH	19/08/2020 to 20/08/2020
Electrical Conductivity (Sat. Ext.) ^	0.4	dS/m	04-054-WCALC	24/08/2020 to 24/08/2020
Organic Carbon (W&B)	1.29	%	04-018-UV1	19/08/2020 to 25/08/2020
Nitrate Nitrogen	18	mg/kg	04-063-FIA3	19/08/2020 to 21/08/2020
Ammonium Nitrogen	1.3	mg/kg	04-063-FIA3	19/08/2020 to 21/08/2020
Sulphur (KCl40)	2.9	mg/kg	04-021-ICP2	24/08/2020 to 25/08/2020
Phosphorus (Colwell)	12	mg/kg	04-013-COL_P	19/08/2020 to 21/08/2020
Phosphorus Buffer Index (PBI-Col)	51		04-020-ICP17	21/08/2020 to 21/08/2020
Potassium (Amm-acet.)	0.98	cmol(+)/kg	04-026-ICP8	20/08/2020 to 24/08/2020
Calcium (Amm-acet.)	4.9	cmol(+)/kg	04-026-ICP8	20/08/2020 to 24/08/2020
Magnesium (Amm-acet.)	0.88	cmol(+)/kg	04-026-ICP8	20/08/2020 to 24/08/2020
Sodium (Amm-acet.)	0.059	cmol(+)/kg	04-026-ICP8	20/08/2020 to 24/08/2020
Aluminium (KCl)	10	mg/kg	04-027-ICP9	20/08/2020 to 24/08/2020
Aluminium (KCl)	0.11	cmol(+)/kg	04-027-ICP9	20/08/2020 to 24/08/2020
Cation Exchange Capacity (Amm-acet.)	6.92	cmol(+)/kg	04-026-ICP8	24/08/2020 to 24/08/2020
Sodium % of cations	0.85	%	04-026-ICP8	24/08/2020 to 24/08/2020

Nutrient Advantage Laboratory Services

Nutrient Advantage is a trademark of Incitec Pivot Limited
Incitec Pivot Limited - ABN 42 004 080 264
8 South Rd, Werribee Vic 3030
Toll-free: 1800 803 453 Fax: (61 3) 9974 0699
Enquiries: lab.feedback@incitecpivot.com.au

Disclaimer: This analysis report is prepared solely for the client listed above. To the extent permitted by law, Incitec Pivot Limited excludes all liability in connection with this report and, where liability cannot be excluded, limits its liability, at its election, to the re-supply of the analysis services or the cost of the re-supply of such services.

SOIL ANALYSIS REPORT

Report Number: 634945

Sample Number: 022072062	Paddock Name: MT01805	Date Received: 18-Aug-2020
Test Code: 2017-083		Date of Report: 27-Oct-2020
Purchase Order No: TPG		
Grower Name: SUSTAINABLE SOIL MANAG		

Analyte	Result	Units	Method Code	Analyte Testing Period
Aluminium % of Cations	1.6	%	04-026-ICP8	24/08/2020 to 24/08/2020
Calcium/Magnesium Ratio	5.6		04-026-ICP8	20/08/2020 to 24/08/2020
pH (1:5 Water)	6.3		04-031-PH	19/08/2020 to 20/08/2020
Electrical Conductivity (1:5 water)	0.07	dS/m	04-031-PH	19/08/2020 to 20/08/2020
Chloride	<10	mg/kg	04-063-FIA3	19/08/2020 to 21/08/2020
Copper (DTPA)	0.63	mg/kg	04-024-ICP6	21/08/2020 to 24/08/2020
Zinc (DTPA)	0.40	mg/kg	04-024-ICP6	21/08/2020 to 24/08/2020
Manganese (DTPA)	27	mg/kg	04-024-ICP6	21/08/2020 to 24/08/2020
Iron (DTPA)	62	mg/kg	04-024-ICP6	21/08/2020 to 24/08/2020
Boron (Hot CaCl ₂)	0.55	mg/kg	04-025-ICP7	20/08/2020 to 24/08/2020
Molybdenum (Hot CaCl ₂) ^	<0.010	mg/kg	04-083-ICP27	20/08/2020 to 21/08/2020
Phosphorus Environmental Risk Index ^	0.24		04-020-ICP17	21/08/2020 to 21/08/2020

Sample condition on receipt: Suitable for testing.

The results pertain only to the sample submitted.

This document shall not be reproduced except in full.

Analyses performed on soil dried at 40°C and ground to 2mm or less.

^ NATA accreditation does not cover the performance of this service.

Accredited for compliance with ISO/IEC 17025 - Testing.

This results of the tests, calibrations and/or measurements included in this document are traceable to Australian/International standards.

Nutrient Advantage Laboratory Services

Nutrient Advantage is a trademark of Incitec Pivot Limited
Incitec Pivot Limited - ABN 42 004 080 264
8 South Rd, Werribee Vic 3030
Toll-free: 1800 803 453 Fax: (61 3) 9974 0699
Enquiries: lab.feedback@incitecpivot.com.au

Disclaimer: This analysis report is prepared solely for the client listed above. To the extent permitted by law, Incitec Pivot Limited excludes all liability in connection with this report and, where liability cannot be excluded, limits its liability, at its election, to the re-supply of the analysis services or the cost of the re-supply of such services.

SOIL ANALYSIS REPORT

Report Number: 634946

Sustainable Soils Management P/L
PO Box 130
WARREN
NSW 2824



Report Authorised
Paul Kennelly
Laboratory Manager
NATA Accredited Laboratory
Number: 11958

Sample Number: 022072061	Paddock Name: MT018515	Date Received: 18-Aug-2020
Test Code: 2017-083		Date of Report: 27-Oct-2020
Purchase Order No: TPG		
Grower Name: SUSTAINABLE SOIL MANAG		

Analyte	Result	Units	Method Code	Analyte Testing Period
2 hour natural aggregate ^	1			20/08/2020 to 20/08/2020
2 hour remoulded aggregate ^	3			20/08/2020 to 20/08/2020
20 hour natural aggregate ^	1			20/08/2020 to 20/08/2020
20 hour remoulded aggregate ^	3			20/08/2020 to 20/08/2020
Available Potassium ^	330	mg/kg	04-026-ICP8	20/08/2020 to 24/08/2020
Calcium % of Cations	60	%	04-026-ICP8	24/08/2020 to 24/08/2020
Emerson Class ^	2			20/08/2020 to 20/08/2020
Grass Tetany Risk Index ^	0.19		04-026-ICP8	20/08/2020 to 24/08/2020
Magnesium % of Cations	20	%	04-026-ICP8	24/08/2020 to 24/08/2020
Organic Matter (W&B * 1.72) ^	1.4	%	04-054-WCALC	25/08/2020 to 25/08/2020
Potassium % of Cations	15	%	04-026-ICP8	24/08/2020 to 24/08/2020
Slaking ^	0			20/08/2020 to 20/08/2020
Soil Colour	Brown		04-042-PHYS	24/08/2020 to 24/08/2020
Soil Texture	Clay		04-042-PHYS	24/08/2020 to 24/08/2020
pH (1:5 CaCl2)	4.6		04-031-PH	19/08/2020 to 20/08/2020
Electrical Conductivity (Sat. Ext.) ^	0.2	dS/m	04-054-WCALC	24/08/2020 to 24/08/2020
Organic Carbon (W&B)	0.84	%	04-018-UV1	19/08/2020 to 25/08/2020
Nitrate Nitrogen	5.0	mg/kg	04-063-FIA3	19/08/2020 to 21/08/2020
Ammonium Nitrogen	0.87	mg/kg	04-063-FIA3	19/08/2020 to 21/08/2020
Sulphur (KCl40)	2.0	mg/kg	04-021-ICP2	24/08/2020 to 25/08/2020
Phosphorus (Colwell)	9.1	mg/kg	04-013-COL_P	19/08/2020 to 21/08/2020
Phosphorus Buffer Index (PBI-Col)	64		04-020-ICP17	21/08/2020 to 21/08/2020
Potassium (Amm-acet.)	0.84	cmol(+)/kg	04-026-ICP8	20/08/2020 to 24/08/2020
Calcium (Amm-acet.)	3.4	cmol(+)/kg	04-026-ICP8	20/08/2020 to 24/08/2020
Magnesium (Amm-acet.)	1.1	cmol(+)/kg	04-026-ICP8	20/08/2020 to 24/08/2020
Sodium (Amm-acet.)	0.044	cmol(+)/kg	04-026-ICP8	20/08/2020 to 24/08/2020
Aluminium (KCl)	19	mg/kg	04-027-ICP9	20/08/2020 to 24/08/2020
Aluminium (KCl)	0.21	cmol(+)/kg	04-027-ICP9	20/08/2020 to 24/08/2020
Cation Exchange Capacity (Amm-acet.)	5.62	cmol(+)/kg	04-026-ICP8	24/08/2020 to 24/08/2020
Sodium % of cations	0.78	%	04-026-ICP8	24/08/2020 to 24/08/2020

Nutrient Advantage Laboratory Services

Nutrient Advantage is a trademark of Incitec Pivot Limited
Incitec Pivot Limited - ABN 42 004 080 264
8 South Rd, Werribee Vic 3030
Toll-free: 1800 803 453 Fax: (61 3) 9974 0699
Enquiries: lab.feedback@incitecpivot.com.au

Disclaimer: This analysis report is prepared solely for the client listed above. To the extent permitted by law, Incitec Pivot Limited excludes all liability in connection with this report and, where liability cannot be excluded, limits its liability, at its election, to the re-supply of the analysis services or the cost of the re-supply of such services.

SOIL ANALYSIS REPORT

Report Number: 634946

Sample Number: 022072061	Paddock Name: MT018515	Date Received: 18-Aug-2020
Test Code: 2017-083		Date of Report: 27-Oct-2020
Purchase Order No: TPG		
Grower Name: SUSTAINABLE SOIL MANAG		

Analyte	Result	Units	Method Code	Analyte Testing Period
Aluminium % of Cations	3.7	%	04-026-ICP8	24/08/2020 to 24/08/2020
Calcium/Magnesium Ratio	3.1		04-026-ICP8	20/08/2020 to 24/08/2020
pH (1:5 Water)	5.9		04-031-PH	19/08/2020 to 20/08/2020
Electrical Conductivity (1:5 water)	0.03	dS/m	04-031-PH	19/08/2020 to 20/08/2020
Chloride	<10	mg/kg	04-063-FIA3	19/08/2020 to 21/08/2020
Copper (DTPA)	0.72	mg/kg	04-024-ICP6	21/08/2020 to 24/08/2020
Zinc (DTPA)	0.15	mg/kg	04-024-ICP6	21/08/2020 to 24/08/2020
Manganese (DTPA)	59	mg/kg	04-024-ICP6	21/08/2020 to 24/08/2020
Iron (DTPA)	56	mg/kg	04-024-ICP6	21/08/2020 to 24/08/2020
Boron (Hot CaCl ₂)	0.61	mg/kg	04-025-ICP7	20/08/2020 to 24/08/2020
Molybdenum (Hot CaCl ₂) ^	<0.010	mg/kg	04-083-ICP27	20/08/2020 to 21/08/2020
Phosphorus Environmental Risk Index ^	0.14		04-020-ICP17	21/08/2020 to 21/08/2020

Sample condition on receipt: Suitable for testing.

The results pertain only to the sample submitted.

This document shall not be reproduced except in full.

Analyses performed on soil dried at 40°C and ground to 2mm or less.

^ NATA accreditation does not cover the performance of this service.

Accredited for compliance with ISO/IEC 17025 - Testing.

This results of the tests, calibrations and/or measurements included in this document are traceable to Australian/International standards.

Nutrient Advantage Laboratory Services

Nutrient Advantage is a trademark of Incitec Pivot Limited
Incitec Pivot Limited - ABN 42 004 080 264
8 South Rd, Werribee Vic 3030
Toll-free: 1800 803 453 Fax: (61 3) 9974 0699
Enquiries: lab.feedback@incitecpivot.com.au

Disclaimer: This analysis report is prepared solely for the client listed above. To the extent permitted by law, Incitec Pivot Limited excludes all liability in connection with this report and, where liability cannot be excluded, limits its liability, at its election, to the re-supply of the analysis services or the cost of the re-supply of such services.

SOIL ANALYSIS REPORT

Report Number: 634947

Sustainable Soils Management P/L
PO Box 130
WARREN
NSW 2824



Report Authorised
Paul Kennelly
Laboratory Manager
NATA Accredited Laboratory
Number: 11958

Sample Number: 022072060	Paddock Name: MT0181530	Date Received: 18-Aug-2020
Test Code: 2017-065		Date of Report: 27-Oct-2020
Purchase Order No: TPG		
Grower Name: SUSTAINABLE SOIL MANAG		

Analyte	Result	Units	Method Code	Analyte Testing Period
2 hour natural aggregate ^	2			20/08/2020 to 20/08/2020
2 hour remoulded aggregate ^	4			20/08/2020 to 20/08/2020
20 hour natural aggregate ^	2			20/08/2020 to 20/08/2020
20 hour remoulded aggregate ^	4			20/08/2020 to 20/08/2020
Available Potassium ^	240	mg/kg	04-026-ICP8	20/08/2020 to 24/08/2020
Calcium % of Cations	55	%	04-026-ICP8	24/08/2020 to 24/08/2020
Emerson Class ^	8			20/08/2020 to 20/08/2020
Grass Tetany Risk Index ^	0.076		04-026-ICP8	20/08/2020 to 24/08/2020
Magnesium % of Cations	32	%	04-026-ICP8	24/08/2020 to 24/08/2020
Potassium % of Cations	6.7	%	04-026-ICP8	24/08/2020 to 24/08/2020
Slaking ^	1			20/08/2020 to 20/08/2020
pH (1:5 CaCl2)	5.6		04-031-PH	19/08/2020 to 20/08/2020
Nitrate Nitrogen	8.4	mg/kg	04-063-FIA3	19/08/2020 to 21/08/2020
Ammonium Nitrogen	1.1	mg/kg	04-063-FIA3	19/08/2020 to 21/08/2020
Potassium (Amm-acet.)	0.61	cmol(+)/kg	04-026-ICP8	20/08/2020 to 24/08/2020
Calcium (Amm-acet.)	5.0	cmol(+)/kg	04-026-ICP8	20/08/2020 to 24/08/2020
Magnesium (Amm-acet.)	3.0	cmol(+)/kg	04-026-ICP8	20/08/2020 to 24/08/2020
Sodium (Amm-acet.)	0.60	cmol(+)/kg	04-026-ICP8	20/08/2020 to 24/08/2020
Aluminium (KCl)	<9.0	mg/kg	04-027-ICP9	20/08/2020 to 24/08/2020
Aluminium (KCl)	<0.10	cmol(+)/kg	04-027-ICP9	20/08/2020 to 24/08/2020
Cation Exchange Capacity (Amm-acet.)	9.17	cmol(+)/kg	04-026-ICP8	24/08/2020 to 24/08/2020
Sodium % of cations	6.6	%	04-026-ICP8	24/08/2020 to 24/08/2020
Aluminium % of Cations	<1	%	04-026-ICP8	24/08/2020 to 24/08/2020
Calcium/Magnesium Ratio	1.7		04-026-ICP8	20/08/2020 to 24/08/2020
pH (1:5 Water)	7.1		04-031-PH	19/08/2020 to 20/08/2020
Electrical Conductivity (1:5 water)	0.05	dS/m	04-031-PH	19/08/2020 to 20/08/2020
Chloride	<10	mg/kg	04-063-FIA3	19/08/2020 to 21/08/2020

Nutrient Advantage Laboratory Services

Nutrient Advantage is a trademark of Incitec Pivot Limited
Incitec Pivot Limited - ABN 42 004 080 264
8 South Rd, Werribee Vic 3030
Toll-free: 1800 803 453 Fax: (61 3) 9974 0699
Enquiries: lab.feedback@incitecpivot.com.au

Disclaimer: This analysis report is prepared solely for the client listed above. To the extent permitted by law, Incitec Pivot Limited excludes all liability in connection with this report and, where liability cannot be excluded, limits its liability, at its election, to the re-supply of the analysis services or the cost of the re-supply of such services.

Report Number: 634947

Sample condition on receipt: Suitable for testing.

The results pertain only to the sample submitted.

This document shall not be reproduced except in full.

Analyses performed on soil dried at 40°C and ground to 2mm or less.

^ NATA accreditation does not cover the performance of this service.

Accredited for compliance with ISO/IEC 17025 - Testing.

This results of the tests, calibrations and/or measurements included in this document are traceable to Australian/International standards.

Nutrient Advantage Laboratory Services

Nutrient Advantage is a trademark of Incitec Pivot Limited

Incitec Pivot Limited - ABN 42 004 080 264

8 South Rd, Werribee Vic 3030

Toll-free: 1800 803 453 Fax: (61 3) 9974 0699

Enquiries: lab.feedback@incitecpivot.com.au

Disclaimer: This analysis report is prepared solely for the client listed above. To the extent permitted by law, Incitec Pivot Limited excludes all liability in connection with this report and, where liability cannot be excluded, limits its liability, at its election, to the re-supply of the analysis services or the cost of the re-supply of such services.

SOIL ANALYSIS REPORT

Report Number: 634948

Sustainable Soils Management P/L
PO Box 130
WARREN
NSW 2824



Report Authorised
Paul Kennelly
Laboratory Manager
NATA Accredited Laboratory
Number: 11958

Sample Number: 022072059	Paddock Name: MT0183060	Date Received: 18-Aug-2020
Test Code: 2017-065		Date of Report: 27-Oct-2020
Purchase Order No: TPG		
Grower Name: SUSTAINABLE SOIL MANAG		

Analyte	Result	Units	Method Code	Analyte Testing Period
2 hour natural aggregate ^	2			20/08/2020 to 20/08/2020
2 hour remoulded aggregate ^	4			20/08/2020 to 20/08/2020
20 hour natural aggregate ^	3			20/08/2020 to 20/08/2020
20 hour remoulded aggregate ^	4			20/08/2020 to 20/08/2020
Available Potassium ^	290	mg/kg	04-026-ICP8	20/08/2020 to 24/08/2020
Calcium % of Cations	42	%	04-026-ICP8	24/08/2020 to 24/08/2020
Emerson Class ^	2			20/08/2020 to 20/08/2020
Grass Tetany Risk Index ^	0.053		04-026-ICP8	20/08/2020 to 24/08/2020
Magnesium % of Cations	41	%	04-026-ICP8	24/08/2020 to 24/08/2020
Potassium % of Cations	4.4	%	04-026-ICP8	24/08/2020 to 24/08/2020
Slaking ^	0			20/08/2020 to 20/08/2020
pH (1:5 CaCl2)	7.4		04-031-PH	19/08/2020 to 20/08/2020
Nitrate Nitrogen	18	mg/kg	04-063-FIA3	19/08/2020 to 21/08/2020
Ammonium Nitrogen	1.1	mg/kg	04-063-FIA3	19/08/2020 to 21/08/2020
Potassium (Amm-acet.)	0.75	cmol(+)/kg	04-026-ICP8	20/08/2020 to 24/08/2020
Calcium (Amm-acet.)	7.1	cmol(+)/kg	04-026-ICP8	20/08/2020 to 24/08/2020
Magnesium (Amm-acet.)	7.1	cmol(+)/kg	04-026-ICP8	20/08/2020 to 24/08/2020
Sodium (Amm-acet.)	2.2	cmol(+)/kg	04-026-ICP8	20/08/2020 to 24/08/2020
Aluminium (KCl)	<9.0	mg/kg	04-027-ICP9	20/08/2020 to 24/08/2020
Aluminium (KCl)	<0.10	cmol(+)/kg	04-027-ICP9	20/08/2020 to 24/08/2020
Cation Exchange Capacity (Amm-acet.)	17.1	cmol(+)/kg	04-026-ICP8	24/08/2020 to 24/08/2020
Sodium % of cations	13	%	04-026-ICP8	24/08/2020 to 24/08/2020
Aluminium % of Cations	<1	%	04-026-ICP8	24/08/2020 to 24/08/2020
Calcium/Magnesium Ratio	1.0		04-026-ICP8	20/08/2020 to 24/08/2020
pH (1:5 Water)	8.7		04-031-PH	19/08/2020 to 20/08/2020
Electrical Conductivity (1:5 water)	0.10	dS/m	04-031-PH	19/08/2020 to 20/08/2020
Chloride	<10	mg/kg	04-063-FIA3	19/08/2020 to 21/08/2020

Nutrient Advantage Laboratory Services

Nutrient Advantage is a trademark of Incitec Pivot Limited
Incitec Pivot Limited - ABN 42 004 080 264
8 South Rd, Werribee Vic 3030
Toll-free: 1800 803 453 Fax: (61 3) 9974 0699
Enquiries: lab.feedback@incitecpivot.com.au

Disclaimer: This analysis report is prepared solely for the client listed above. To the extent permitted by law, Incitec Pivot Limited excludes all liability in connection with this report and, where liability cannot be excluded, limits its liability, at its election, to the re-supply of the analysis services or the cost of the re-supply of such services.

Report Number: 634948

Sample condition on receipt: Suitable for testing.

The results pertain only to the sample submitted.

This document shall not be reproduced except in full.

Analyses performed on soil dried at 40°C and ground to 2mm or less.

^ NATA accreditation does not cover the performance of this service.

Accredited for compliance with ISO/IEC 17025 - Testing.

This results of the tests, calibrations and/or measurements included in this document are traceable to Australian/International standards.

Nutrient Advantage Laboratory Services

Nutrient Advantage is a trademark of Incitec Pivot Limited

Incitec Pivot Limited - ABN 42 004 080 264

8 South Rd, Werribee Vic 3030

Toll-free: 1800 803 453 Fax: (61 3) 9974 0699

Enquiries: lab.feedback@incitecpivot.com.au

Disclaimer: This analysis report is prepared solely for the client listed above. To the extent permitted by law, Incitec Pivot Limited excludes all liability in connection with this report and, where liability cannot be excluded, limits its liability, at its election, to the re-supply of the analysis services or the cost of the re-supply of such services.

SOIL ANALYSIS REPORT

Report Number: 634949

Sustainable Soils Management P/L
PO Box 130
WARREN
NSW 2824



Report Authorised
Paul Kennelly
Laboratory Manager
NATA Accredited Laboratory
Number: 11958

Sample Number: 022071901	Paddock Name: MT01860100	Date Received: 18-Aug-2020
Test Code: 2017-065		Date of Report: 27-Oct-2020
Purchase Order No: TPG		
Grower Name: SUSTAINABLE SOIL MANAG		

Analyte	Result	Units	Method Code	Analyte Testing Period
2 hour natural aggregate ^	2			20/08/2020 to 20/08/2020
2 hour remoulded aggregate ^	4			20/08/2020 to 20/08/2020
20 hour natural aggregate ^	2			20/08/2020 to 20/08/2020
20 hour remoulded aggregate ^	4			20/08/2020 to 20/08/2020
Available Potassium ^	330	mg/kg	04-026-ICP8	20/08/2020 to 24/08/2020
Calcium % of Cations	36	%	04-026-ICP8	24/08/2020 to 24/08/2020
Emerson Class ^	2			20/08/2020 to 20/08/2020
Grass Tetany Risk Index ^	0.065		04-026-ICP8	20/08/2020 to 24/08/2020
Magnesium % of Cations	40	%	04-026-ICP8	24/08/2020 to 24/08/2020
Potassium % of Cations	5.0	%	04-026-ICP8	24/08/2020 to 24/08/2020
Slaking ^	0			20/08/2020 to 20/08/2020
pH (1:5 CaCl ₂)	8.2		04-031-PH	19/08/2020 to 20/08/2020
Nitrate Nitrogen	2.6	mg/kg	04-063-FIA3	19/08/2020 to 21/08/2020
Ammonium Nitrogen	<0.60	mg/kg	04-063-FIA3	19/08/2020 to 21/08/2020
Potassium (Amm-acet.)	0.83	cmol(+)/kg	04-026-ICP8	20/08/2020 to 24/08/2020
Calcium (Amm-acet.)	6.0	cmol(+)/kg	04-026-ICP8	20/08/2020 to 24/08/2020
Magnesium (Amm-acet.)	6.7	cmol(+)/kg	04-026-ICP8	20/08/2020 to 24/08/2020
Sodium (Amm-acet.)	3.1	cmol(+)/kg	04-026-ICP8	20/08/2020 to 24/08/2020
Aluminium (KCl)	<9.0	mg/kg	04-027-ICP9	20/08/2020 to 24/08/2020
Aluminium (KCl)	<0.10	cmol(+)/kg	04-027-ICP9	20/08/2020 to 24/08/2020
Cation Exchange Capacity (Amm-acet.)	16.6	cmol(+)/kg	04-026-ICP8	24/08/2020 to 24/08/2020
Sodium % of cations	19	%	04-026-ICP8	24/08/2020 to 24/08/2020
Aluminium % of Cations	<1	%	04-026-ICP8	24/08/2020 to 24/08/2020
Calcium/Magnesium Ratio	0.90		04-026-ICP8	20/08/2020 to 24/08/2020
pH (1:5 Water)	9.5		04-031-PH	19/08/2020 to 20/08/2020
Electrical Conductivity (1:5 water)	0.14	dS/m	04-031-PH	19/08/2020 to 20/08/2020
Chloride	<10	mg/kg	04-063-FIA3	19/08/2020 to 21/08/2020

Nutrient Advantage Laboratory Services

Nutrient Advantage is a trademark of Incitec Pivot Limited
Incitec Pivot Limited - ABN 42 004 080 264
8 South Rd, Werribee Vic 3030
Toll-free: 1800 803 453 Fax: (61 3) 9974 0699
Enquiries: lab.feedback@incitecpivot.com.au

Disclaimer: This analysis report is prepared solely for the client listed above. To the extent permitted by law, Incitec Pivot Limited excludes all liability in connection with this report and, where liability cannot be excluded, limits its liability, at its election, to the re-supply of the analysis services or the cost of the re-supply of such services.

Report Number: 634949

Sample condition on receipt: Suitable for testing.

The results pertain only to the sample submitted.

This document shall not be reproduced except in full.

Analyses performed on soil dried at 40°C and ground to 2mm or less.

^ NATA accreditation does not cover the performance of this service.

Accredited for compliance with ISO/IEC 17025 - Testing.

This results of the tests, calibrations and/or measurements included in this document are traceable to Australian/International standards.

Nutrient Advantage Laboratory Services

Nutrient Advantage is a trademark of Incitec Pivot Limited

Incitec Pivot Limited - ABN 42 004 080 264

8 South Rd, Werribee Vic 3030

Toll-free: 1800 803 453 Fax: (61 3) 9974 0699

Enquiries: lab.feedback@incitecpivot.com.au

Disclaimer: This analysis report is prepared solely for the client listed above. To the extent permitted by law, Incitec Pivot Limited excludes all liability in connection with this report and, where liability cannot be excluded, limits its liability, at its election, to the re-supply of the analysis services or the cost of the re-supply of such services.

SOIL ANALYSIS REPORT

Report Number: 634950

Sustainable Soils Management P/L
PO Box 130
WARREN
NSW 2824



Report Authorised
Paul Kennelly
Laboratory Manager
NATA Accredited Laboratory
Number: 11958

Sample Number: 022071903	Paddock Name: MT01905	Date Received: 18-Aug-2020
Test Code: 2017-083		Date of Report: 27-Oct-2020
Purchase Order No: TPG		
Grower Name: SUSTAINABLE SOIL MANAG		

Analyte	Result	Units	Method Code	Analyte Testing Period
2 hour natural aggregate ^	1			20/08/2020 to 20/08/2020
2 hour remoulded aggregate ^	3			20/08/2020 to 20/08/2020
20 hour natural aggregate ^	1			20/08/2020 to 20/08/2020
20 hour remoulded aggregate ^	3			20/08/2020 to 20/08/2020
Available Potassium ^	290	mg/kg	04-026-ICP8	20/08/2020 to 24/08/2020
Calcium % of Cations	74	%	04-026-ICP8	24/08/2020 to 24/08/2020
Emerson Class ^	8			20/08/2020 to 20/08/2020
Grass Tetany Risk Index ^	0.096		04-026-ICP8	20/08/2020 to 24/08/2020
Magnesium % of Cations	14	%	04-026-ICP8	24/08/2020 to 24/08/2020
Organic Matter (W&B * 1.72) ^	1.7	%	04-054-WCALC	25/08/2020 to 25/08/2020
Potassium % of Cations	8.5	%	04-026-ICP8	24/08/2020 to 24/08/2020
Slaking ^	1			20/08/2020 to 20/08/2020
Soil Colour	Brown		04-042-PHYS	24/08/2020 to 24/08/2020
Soil Texture	Clay		04-042-PHYS	24/08/2020 to 24/08/2020
pH (1:5 CaCl2)	6.4		04-031-PH	19/08/2020 to 20/08/2020
Electrical Conductivity (Sat. Ext.) ^	0.3	dS/m	04-054-WCALC	24/08/2020 to 24/08/2020
Organic Carbon (W&B)	0.96	%	04-018-UV1	19/08/2020 to 25/08/2020
Nitrate Nitrogen	1.1	mg/kg	04-063-FIA3	19/08/2020 to 21/08/2020
Ammonium Nitrogen	6.9	mg/kg	04-063-FIA3	19/08/2020 to 21/08/2020
Sulphur (KCl40)	1.7	mg/kg	04-021-ICP2	24/08/2020 to 25/08/2020
Phosphorus (Colwell)	20	mg/kg	04-013-COL_P	19/08/2020 to 21/08/2020
Phosphorus Buffer Index (PBI-Col)	81		04-020-ICP17	21/08/2020 to 21/08/2020
Potassium (Amm-acet.)	0.73	cmol(+)/kg	04-026-ICP8	20/08/2020 to 24/08/2020
Calcium (Amm-acet.)	6.4	cmol(+)/kg	04-026-ICP8	20/08/2020 to 24/08/2020
Magnesium (Amm-acet.)	1.2	cmol(+)/kg	04-026-ICP8	20/08/2020 to 24/08/2020
Sodium (Amm-acet.)	0.27	cmol(+)/kg	04-026-ICP8	20/08/2020 to 24/08/2020
Aluminium (KCl)	<9.0	mg/kg	04-027-ICP9	20/08/2020 to 24/08/2020
Aluminium (KCl)	<0.10	cmol(+)/kg	04-027-ICP9	20/08/2020 to 24/08/2020
Cation Exchange Capacity (Amm-acet.)	8.65	cmol(+)/kg	04-026-ICP8	24/08/2020 to 24/08/2020
Sodium % of cations	3.1	%	04-026-ICP8	24/08/2020 to 24/08/2020

Nutrient Advantage Laboratory Services

Nutrient Advantage is a trademark of Incitec Pivot Limited
Incitec Pivot Limited - ABN 42 004 080 264
8 South Rd, Werribee Vic 3030
Toll-free: 1800 803 453 Fax: (61 3) 9974 0699
Enquiries: lab.feedback@incitecpivot.com.au

Disclaimer: This analysis report is prepared solely for the client listed above. To the extent permitted by law, Incitec Pivot Limited excludes all liability in connection with this report and, where liability cannot be excluded, limits its liability, at its election, to the re-supply of the analysis services or the cost of the re-supply of such services.

SOIL ANALYSIS REPORT

Report Number: 634950

Sample Number: 022071903	Paddock Name: MT01905	Date Received: 18-Aug-2020
Test Code: 2017-083		Date of Report: 27-Oct-2020
Purchase Order No: TPG		
Grower Name: SUSTAINABLE SOIL MANAG		

Analyte	Result	Units	Method Code	Analyte Testing Period
Aluminium % of Cations	<1	%	04-026-ICP8	24/08/2020 to 24/08/2020
Calcium/Magnesium Ratio	5.3		04-026-ICP8	20/08/2020 to 24/08/2020
pH (1:5 Water)	7.4		04-031-PH	19/08/2020 to 20/08/2020
Electrical Conductivity (1:5 water)	0.05	dS/m	04-031-PH	19/08/2020 to 20/08/2020
Chloride	<10	mg/kg	04-063-FIA3	19/08/2020 to 21/08/2020
Copper (DTPA)	0.87	mg/kg	04-024-ICP6	21/08/2020 to 24/08/2020
Zinc (DTPA)	0.48	mg/kg	04-024-ICP6	21/08/2020 to 24/08/2020
Manganese (DTPA)	80	mg/kg	04-024-ICP6	21/08/2020 to 24/08/2020
Iron (DTPA)	63	mg/kg	04-024-ICP6	21/08/2020 to 24/08/2020
Boron (Hot CaCl ₂)	0.52	mg/kg	04-025-ICP7	20/08/2020 to 24/08/2020
Molybdenum (Hot CaCl ₂) ^	<0.010	mg/kg	04-083-ICP27	20/08/2020 to 21/08/2020
Phosphorus Environmental Risk Index ^	0.25		04-020-ICP17	21/08/2020 to 21/08/2020

Sample condition on receipt: Suitable for testing.

The results pertain only to the sample submitted.

This document shall not be reproduced except in full.

Analyses performed on soil dried at 40°C and ground to 2mm or less.

^ NATA accreditation does not cover the performance of this service.

Accredited for compliance with ISO/IEC 17025 - Testing.

This results of the tests, calibrations and/or measurements included in this document are traceable to Australian/International standards.

Nutrient Advantage Laboratory Services

Nutrient Advantage is a trademark of Incitec Pivot Limited
Incitec Pivot Limited - ABN 42 004 080 264
8 South Rd, Werribee Vic 3030
Toll-free: 1800 803 453 Fax: (61 3) 9974 0699
Enquiries: lab.feedback@incitecpivot.com.au

Disclaimer: This analysis report is prepared solely for the client listed above. To the extent permitted by law, Incitec Pivot Limited excludes all liability in connection with this report and, where liability cannot be excluded, limits its liability, at its election, to the re-supply of the analysis services or the cost of the re-supply of such services.

SOIL ANALYSIS REPORT

Report Number: 634951

Sustainable Soils Management P/L
PO Box 130
WARREN
NSW 2824



Report Authorised
Paul Kennelly
Laboratory Manager
NATA Accredited Laboratory
Number: 11958

Sample Number: 022071902	Paddock Name: MT019515	Date Received: 18-Aug-2020
Test Code: 2017-083		Date of Report: 27-Oct-2020
Purchase Order No: TPG		
Grower Name: SUSTAINABLE SOIL MANAG		

Analyte	Result	Units	Method Code	Analyte Testing Period
2 hour natural aggregate ^	3			20/08/2020 to 20/08/2020
2 hour remoulded aggregate ^	4			20/08/2020 to 20/08/2020
20 hour natural aggregate ^	3			20/08/2020 to 20/08/2020
20 hour remoulded aggregate ^	4			20/08/2020 to 20/08/2020
Available Potassium ^	150	mg/kg	04-026-ICP8	20/08/2020 to 24/08/2020
Calcium % of Cations	50	%	04-026-ICP8	24/08/2020 to 24/08/2020
Emerson Class ^	8			20/08/2020 to 20/08/2020
Grass Tetany Risk Index ^	0.068		04-026-ICP8	20/08/2020 to 24/08/2020
Magnesium % of Cations	34	%	04-026-ICP8	24/08/2020 to 24/08/2020
Organic Matter (W&B * 1.72) ^	1.2	%	04-054-WCALC	25/08/2020 to 25/08/2020
Potassium % of Cations	5.6	%	04-026-ICP8	24/08/2020 to 24/08/2020
Slaking ^	1			20/08/2020 to 20/08/2020
Soil Colour	Brown		04-042-PHYS	24/08/2020 to 24/08/2020
Soil Texture	Clay		04-042-PHYS	24/08/2020 to 24/08/2020
pH (1:5 CaCl2)	5.1		04-031-PH	19/08/2020 to 20/08/2020
Electrical Conductivity (Sat. Ext.) ^	0.2	dS/m	04-054-WCALC	24/08/2020 to 24/08/2020
Organic Carbon (W&B)	0.71	%	04-018-UV1	19/08/2020 to 25/08/2020
Nitrate Nitrogen	1.5	mg/kg	04-063-FIA3	19/08/2020 to 21/08/2020
Ammonium Nitrogen	0.68	mg/kg	04-063-FIA3	19/08/2020 to 21/08/2020
Sulphur (KCl40)	1.8	mg/kg	04-021-ICP2	24/08/2020 to 25/08/2020
Phosphorus (Colwell)	10	mg/kg	04-013-COL_P	19/08/2020 to 21/08/2020
Phosphorus Buffer Index (PBI-Col)	73		04-020-ICP17	21/08/2020 to 21/08/2020
Potassium (Amm-acet.)	0.39	cmol(+)/kg	04-026-ICP8	20/08/2020 to 24/08/2020
Calcium (Amm-acet.)	3.4	cmol(+)/kg	04-026-ICP8	20/08/2020 to 24/08/2020
Magnesium (Amm-acet.)	2.3	cmol(+)/kg	04-026-ICP8	20/08/2020 to 24/08/2020
Sodium (Amm-acet.)	0.66	cmol(+)/kg	04-026-ICP8	20/08/2020 to 24/08/2020
Aluminium (KCl)	10	mg/kg	04-027-ICP9	20/08/2020 to 24/08/2020
Aluminium (KCl)	0.11	cmol(+)/kg	04-027-ICP9	20/08/2020 to 24/08/2020
Cation Exchange Capacity (Amm-acet.)	6.93	cmol(+)/kg	04-026-ICP8	24/08/2020 to 24/08/2020
Sodium % of cations	9.5	%	04-026-ICP8	24/08/2020 to 24/08/2020

Nutrient Advantage Laboratory Services

Nutrient Advantage is a trademark of Incitec Pivot Limited
Incitec Pivot Limited - ABN 42 004 080 264
8 South Rd, Werribee Vic 3030
Toll-free: 1800 803 453 Fax: (61 3) 9974 0699
Enquiries: lab.feedback@incitecpivot.com.au

Disclaimer: This analysis report is prepared solely for the client listed above. To the extent permitted by law, Incitec Pivot Limited excludes all liability in connection with this report and, where liability cannot be excluded, limits its liability, at its election, to the re-supply of the analysis services or the cost of the re-supply of such services.

SOIL ANALYSIS REPORT

Report Number: 634951

Sample Number: 022071902	Paddock Name: MT019515	Date Received: 18-Aug-2020
Test Code: 2017-083		Date of Report: 27-Oct-2020
Purchase Order No: TPG		
Grower Name: SUSTAINABLE SOIL MANAG		

Analyte	Result	Units	Method Code	Analyte Testing Period
Aluminium % of Cations	1.6	%	04-026-ICP8	24/08/2020 to 24/08/2020
Calcium/Magnesium Ratio	1.5		04-026-ICP8	20/08/2020 to 24/08/2020
pH (1:5 Water)	6.7		04-031-PH	19/08/2020 to 20/08/2020
Electrical Conductivity (1:5 water)	0.04	dS/m	04-031-PH	19/08/2020 to 20/08/2020
Chloride	<10	mg/kg	04-063-FIA3	19/08/2020 to 21/08/2020
Copper (DTPA)	0.66	mg/kg	04-024-ICP6	21/08/2020 to 24/08/2020
Zinc (DTPA)	0.18	mg/kg	04-024-ICP6	21/08/2020 to 24/08/2020
Manganese (DTPA)	27	mg/kg	04-024-ICP6	21/08/2020 to 24/08/2020
Iron (DTPA)	53	mg/kg	04-024-ICP6	21/08/2020 to 24/08/2020
Boron (Hot CaCl ₂)	0.62	mg/kg	04-025-ICP7	20/08/2020 to 24/08/2020
Molybdenum (Hot CaCl ₂) ^	<0.010	mg/kg	04-083-ICP27	20/08/2020 to 21/08/2020
Phosphorus Environmental Risk Index ^	0.14		04-020-ICP17	21/08/2020 to 21/08/2020

Sample condition on receipt: Suitable for testing.

The results pertain only to the sample submitted.

This document shall not be reproduced except in full.

Analyses performed on soil dried at 40°C and ground to 2mm or less.

^ NATA accreditation does not cover the performance of this service.

Accredited for compliance with ISO/IEC 17025 - Testing.

This results of the tests, calibrations and/or measurements included in this document are traceable to Australian/International standards.

Nutrient Advantage Laboratory Services

Nutrient Advantage is a trademark of Incitec Pivot Limited
Incitec Pivot Limited - ABN 42 004 080 264
8 South Rd, Werribee Vic 3030
Toll-free: 1800 803 453 Fax: (61 3) 9974 0699
Enquiries: lab.feedback@incitecpivot.com.au

Disclaimer: This analysis report is prepared solely for the client listed above. To the extent permitted by law, Incitec Pivot Limited excludes all liability in connection with this report and, where liability cannot be excluded, limits its liability, at its election, to the re-supply of the analysis services or the cost of the re-supply of such services.

SOIL ANALYSIS REPORT

Report Number: 634952

Sustainable Soils Management P/L
PO Box 130
WARREN
NSW 2824



Report Authorised
Paul Kennelly
Laboratory Manager
NATA Accredited Laboratory
Number: 11958

Sample Number: 022071396	Paddock Name: MT0191530	Date Received: 18-Aug-2020
Test Code: 2017-065		Date of Report: 27-Oct-2020
Purchase Order No: TPG		
Grower Name: SUSTAINABLE SOIL MANAG		

Analyte	Result	Units	Method Code	Analyte Testing Period
2 hour natural aggregate ^	3			20/08/2020 to 20/08/2020
2 hour remoulded aggregate ^	4			20/08/2020 to 20/08/2020
20 hour natural aggregate ^	3			20/08/2020 to 20/08/2020
20 hour remoulded aggregate ^	4			20/08/2020 to 20/08/2020
Available Potassium ^	110	mg/kg	04-026-ICP8	20/08/2020 to 24/08/2020
Calcium % of Cations	43	%	04-026-ICP8	24/08/2020 to 24/08/2020
Emerson Class ^	2			20/08/2020 to 20/08/2020
Grass Tetany Risk Index ^	0.029		04-026-ICP8	20/08/2020 to 24/08/2020
Magnesium % of Cations	38	%	04-026-ICP8	24/08/2020 to 24/08/2020
Potassium % of Cations	2.3	%	04-026-ICP8	24/08/2020 to 24/08/2020
Slaking ^	0			20/08/2020 to 20/08/2020
pH (1:5 CaCl2)	6.3		04-031-PH	19/08/2020 to 20/08/2020
Nitrate Nitrogen	2.5	mg/kg	04-063-FIA3	19/08/2020 to 21/08/2020
Ammonium Nitrogen	1.0	mg/kg	04-063-FIA3	19/08/2020 to 21/08/2020
Potassium (Amm-acet.)	0.29	cmol(+)/kg	04-026-ICP8	20/08/2020 to 24/08/2020
Calcium (Amm-acet.)	5.4	cmol(+)/kg	04-026-ICP8	20/08/2020 to 24/08/2020
Magnesium (Amm-acet.)	4.7	cmol(+)/kg	04-026-ICP8	20/08/2020 to 24/08/2020
Sodium (Amm-acet.)	2.0	cmol(+)/kg	04-026-ICP8	20/08/2020 to 24/08/2020
Aluminium (KCl)	<9.0	mg/kg	04-027-ICP9	20/08/2020 to 24/08/2020
Aluminium (KCl)	<0.10	cmol(+)/kg	04-027-ICP9	20/08/2020 to 24/08/2020
Cation Exchange Capacity (Amm-acet.)	12.4	cmol(+)/kg	04-026-ICP8	24/08/2020 to 24/08/2020
Sodium % of cations	17	%	04-026-ICP8	24/08/2020 to 24/08/2020
Aluminium % of Cations	<1	%	04-026-ICP8	24/08/2020 to 24/08/2020
Calcium/Magnesium Ratio	1.1		04-026-ICP8	20/08/2020 to 24/08/2020
pH (1:5 Water)	7.8		04-031-PH	19/08/2020 to 20/08/2020
Electrical Conductivity (1:5 water)	0.11	dS/m	04-031-PH	19/08/2020 to 20/08/2020
Chloride	46	mg/kg	04-063-FIA3	19/08/2020 to 21/08/2020

Nutrient Advantage Laboratory Services

Nutrient Advantage is a trademark of Incitec Pivot Limited
Incitec Pivot Limited - ABN 42 004 080 264
8 South Rd, Werribee Vic 3030
Toll-free: 1800 803 453 Fax: (61 3) 9974 0699
Enquiries: lab.feedback@incitecpivot.com.au

Disclaimer: This analysis report is prepared solely for the client listed above. To the extent permitted by law, Incitec Pivot Limited excludes all liability in connection with this report and, where liability cannot be excluded, limits its liability, at its election, to the re-supply of the analysis services or the cost of the re-supply of such services.

Report Number: 634952

Sample condition on receipt: Suitable for testing.

The results pertain only to the sample submitted.

This document shall not be reproduced except in full.

Analyses performed on soil dried at 40°C and ground to 2mm or less.

^ NATA accreditation does not cover the performance of this service.

Accredited for compliance with ISO/IEC 17025 - Testing.

This results of the tests, calibrations and/or measurements included in this document are traceable to Australian/International standards.

Nutrient Advantage Laboratory Services

Nutrient Advantage is a trademark of Incitec Pivot Limited

Incitec Pivot Limited - ABN 42 004 080 264

8 South Rd, Werribee Vic 3030

Toll-free: 1800 803 453 Fax: (61 3) 9974 0699

Enquiries: lab.feedback@incitecpivot.com.au

Disclaimer: This analysis report is prepared solely for the client listed above. To the extent permitted by law, Incitec Pivot Limited excludes all liability in connection with this report and, where liability cannot be excluded, limits its liability, at its election, to the re-supply of the analysis services or the cost of the re-supply of such services.

SOIL ANALYSIS REPORT

Report Number: 634953

Sustainable Soils Management P/L
PO Box 130
WARREN
NSW 2824



Report Authorised
Paul Kennelly
Laboratory Manager
NATA Accredited Laboratory
Number: 11958

Sample Number: 022071395	Paddock Name: MT0193060	Date Received: 18-Aug-2020
Test Code: 2017-065		Date of Report: 27-Oct-2020
Purchase Order No: TPG		
Grower Name: SUSTAINABLE SOIL MANAG		

Analyte	Result	Units	Method Code	Analyte Testing Period
2 hour natural aggregate ^	2			20/08/2020 to 20/08/2020
2 hour remoulded aggregate ^	4			20/08/2020 to 20/08/2020
20 hour natural aggregate ^	3			20/08/2020 to 20/08/2020
20 hour remoulded aggregate ^	4			20/08/2020 to 20/08/2020
Available Potassium ^	100	mg/kg	04-026-ICP8	20/08/2020 to 24/08/2020
Calcium % of Cations	29	%	04-026-ICP8	24/08/2020 to 24/08/2020
Emerson Class ^	2			20/08/2020 to 20/08/2020
Grass Tetany Risk Index ^	0.020		04-026-ICP8	20/08/2020 to 24/08/2020
Magnesium % of Cations	40	%	04-026-ICP8	24/08/2020 to 24/08/2020
Potassium % of Cations	1.4	%	04-026-ICP8	24/08/2020 to 24/08/2020
Slaking ^	0			20/08/2020 to 20/08/2020
pH (1:5 CaCl2)	7.5		04-031-PH	19/08/2020 to 20/08/2020
Nitrate Nitrogen	2.2	mg/kg	04-063-FIA3	19/08/2020 to 21/08/2020
Ammonium Nitrogen	0.70	mg/kg	04-063-FIA3	19/08/2020 to 21/08/2020
Potassium (Amm-acet.)	0.26	cmol(+)/kg	04-026-ICP8	20/08/2020 to 24/08/2020
Calcium (Amm-acet.)	5.4	cmol(+)/kg	04-026-ICP8	20/08/2020 to 24/08/2020
Magnesium (Amm-acet.)	7.5	cmol(+)/kg	04-026-ICP8	20/08/2020 to 24/08/2020
Sodium (Amm-acet.)	5.6	cmol(+)/kg	04-026-ICP8	20/08/2020 to 24/08/2020
Aluminium (KCl)	<9.0	mg/kg	04-027-ICP9	20/08/2020 to 24/08/2020
Aluminium (KCl)	<0.10	cmol(+)/kg	04-027-ICP9	20/08/2020 to 24/08/2020
Cation Exchange Capacity (Amm-acet.)	18.8	cmol(+)/kg	04-026-ICP8	24/08/2020 to 24/08/2020
Sodium % of cations	30	%	04-026-ICP8	24/08/2020 to 24/08/2020
Aluminium % of Cations	<1	%	04-026-ICP8	24/08/2020 to 24/08/2020
Calcium/Magnesium Ratio	0.72		04-026-ICP8	20/08/2020 to 24/08/2020
pH (1:5 Water)	8.5		04-031-PH	19/08/2020 to 20/08/2020
Electrical Conductivity (1:5 water)	0.55	dS/m	04-031-PH	19/08/2020 to 20/08/2020
Chloride	540	mg/kg	04-063-FIA3	19/08/2020 to 21/08/2020

Nutrient Advantage Laboratory Services

Nutrient Advantage is a trademark of Incitec Pivot Limited
Incitec Pivot Limited - ABN 42 004 080 264
8 South Rd, Werribee Vic 3030
Toll-free: 1800 803 453 Fax: (61 3) 9974 0699
Enquiries: lab.feedback@incitecpivot.com.au

Disclaimer: This analysis report is prepared solely for the client listed above. To the extent permitted by law, Incitec Pivot Limited excludes all liability in connection with this report and, where liability cannot be excluded, limits its liability, at its election, to the re-supply of the analysis services or the cost of the re-supply of such services.

Report Number: 634953

Sample condition on receipt: Suitable for testing.

The results pertain only to the sample submitted.

This document shall not be reproduced except in full.

Analyses performed on soil dried at 40°C and ground to 2mm or less.

^ NATA accreditation does not cover the performance of this service.

Accredited for compliance with ISO/IEC 17025 - Testing.

This results of the tests, calibrations and/or measurements included in this document are traceable to Australian/International standards.

Nutrient Advantage Laboratory Services

Nutrient Advantage is a trademark of Incitec Pivot Limited

Incitec Pivot Limited - ABN 42 004 080 264

8 South Rd, Werribee Vic 3030

Toll-free: 1800 803 453 Fax: (61 3) 9974 0699

Enquiries: lab.feedback@incitecpivot.com.au

Disclaimer: This analysis report is prepared solely for the client listed above. To the extent permitted by law, Incitec Pivot Limited excludes all liability in connection with this report and, where liability cannot be excluded, limits its liability, at its election, to the re-supply of the analysis services or the cost of the re-supply of such services.

SOIL ANALYSIS REPORT

Report Number: 634954

Sustainable Soils Management P/L
PO Box 130
WARREN
NSW 2824



Report Authorised
Paul Kennelly
Laboratory Manager
NATA Accredited Laboratory
Number: 11958

Sample Number: 022071394	Paddock Name: MT01960100	Date Received: 18-Aug-2020
Test Code: 2017-065		Date of Report: 27-Oct-2020
Purchase Order No: TPG		
Grower Name: SUSTAINABLE SOIL MANAG		

Analyte	Result	Units	Method Code	Analyte Testing Period
2 hour natural aggregate ^	0			20/08/2020 to 20/08/2020
2 hour remoulded aggregate ^	1			20/08/2020 to 20/08/2020
20 hour natural aggregate ^	0			20/08/2020 to 20/08/2020
20 hour remoulded aggregate ^	1			20/08/2020 to 20/08/2020
Available Potassium ^	170	mg/kg	04-026-ICP8	20/08/2020 to 24/08/2020
Calcium % of Cations	25	%	04-026-ICP8	24/08/2020 to 24/08/2020
Emerson Class ^	3			20/08/2020 to 20/08/2020
Grass Tetany Risk Index ^	0.026		04-026-ICP8	20/08/2020 to 24/08/2020
Magnesium % of Cations	39	%	04-026-ICP8	24/08/2020 to 24/08/2020
Potassium % of Cations	1.7	%	04-026-ICP8	24/08/2020 to 24/08/2020
Slaking ^	0			20/08/2020 to 20/08/2020
pH (1:5 CaCl2)	8.5		04-031-PH	19/08/2020 to 20/08/2020
Nitrate Nitrogen	6.3	mg/kg	04-063-FIA3	19/08/2020 to 21/08/2020
Ammonium Nitrogen	0.91	mg/kg	04-063-FIA3	19/08/2020 to 21/08/2020
Potassium (Amm-acet.)	0.43	cmol(+)/kg	04-026-ICP8	20/08/2020 to 24/08/2020
Calcium (Amm-acet.)	6.5	cmol(+)/kg	04-026-ICP8	20/08/2020 to 24/08/2020
Magnesium (Amm-acet.)	9.9	cmol(+)/kg	04-026-ICP8	20/08/2020 to 24/08/2020
Sodium (Amm-acet.)	8.8	cmol(+)/kg	04-026-ICP8	20/08/2020 to 24/08/2020
Aluminium (KCl)	<9.0	mg/kg	04-027-ICP9	20/08/2020 to 24/08/2020
Aluminium (KCl)	<0.10	cmol(+)/kg	04-027-ICP9	20/08/2020 to 24/08/2020
Cation Exchange Capacity (Amm-acet.)	25.6	cmol(+)/kg	04-026-ICP8	24/08/2020 to 24/08/2020
Sodium % of cations	34	%	04-026-ICP8	24/08/2020 to 24/08/2020
Aluminium % of Cations	<1	%	04-026-ICP8	24/08/2020 to 24/08/2020
Calcium/Magnesium Ratio	0.66		04-026-ICP8	20/08/2020 to 24/08/2020
pH (1:5 Water)	9.1		04-031-PH	19/08/2020 to 20/08/2020
Electrical Conductivity (1:5 water)	1.06	dS/m	04-031-PH	19/08/2020 to 20/08/2020
Chloride	960	mg/kg	04-063-FIA3	19/08/2020 to 21/08/2020

Nutrient Advantage Laboratory Services

Nutrient Advantage is a trademark of Incitec Pivot Limited
Incitec Pivot Limited - ABN 42 004 080 264
8 South Rd, Werribee Vic 3030
Toll-free: 1800 803 453 Fax: (61 3) 9974 0699
Enquiries: lab.feedback@incitecpivot.com.au

Disclaimer: This analysis report is prepared solely for the client listed above. To the extent permitted by law, Incitec Pivot Limited excludes all liability in connection with this report and, where liability cannot be excluded, limits its liability, at its election, to the re-supply of the analysis services or the cost of the re-supply of such services.

Report Number: 634954

Sample condition on receipt: Suitable for testing.

The results pertain only to the sample submitted.

This document shall not be reproduced except in full.

Analyses performed on soil dried at 40°C and ground to 2mm or less.

^ NATA accreditation does not cover the performance of this service.

Accredited for compliance with ISO/IEC 17025 - Testing.

This results of the tests, calibrations and/or measurements included in this document are traceable to Australian/International standards.

Nutrient Advantage Laboratory Services

Nutrient Advantage is a trademark of Incitec Pivot Limited

Incitec Pivot Limited - ABN 42 004 080 264

8 South Rd, Werribee Vic 3030

Toll-free: 1800 803 453 Fax: (61 3) 9974 0699

Enquiries: lab.feedback@incitecpivot.com.au

Disclaimer: This analysis report is prepared solely for the client listed above. To the extent permitted by law, Incitec Pivot Limited excludes all liability in connection with this report and, where liability cannot be excluded, limits its liability, at its election, to the re-supply of the analysis services or the cost of the re-supply of such services.

SOIL ANALYSIS REPORT

Report Number: 634955

Sustainable Soils Management P/L
PO Box 130
WARREN
NSW 2824



Report Authorised
Paul Kennelly
Laboratory Manager
NATA Accredited Laboratory
Number: 11958

Sample Number: 022071393	Paddock Name: MT02005	Date Received: 18-Aug-2020
Test Code: 2017-083		Date of Report: 27-Oct-2020
Purchase Order No: TPG		
Grower Name: SUSTAINABLE SOIL MANAG		

Analyte	Result	Units	Method Code	Analyte Testing Period
2 hour natural aggregate ^	1			20/08/2020 to 20/08/2020
2 hour remoulded aggregate ^	2			20/08/2020 to 20/08/2020
20 hour natural aggregate ^	1			20/08/2020 to 20/08/2020
20 hour remoulded aggregate ^	2			20/08/2020 to 20/08/2020
Available Potassium ^	340	mg/kg	04-026-ICP8	20/08/2020 to 24/08/2020
Calcium % of Cations	50	%	04-026-ICP8	24/08/2020 to 24/08/2020
Emerson Class ^	2			20/08/2020 to 20/08/2020
Grass Tetany Risk Index ^	0.20		04-026-ICP8	20/08/2020 to 24/08/2020
Magnesium % of Cations	24	%	04-026-ICP8	24/08/2020 to 24/08/2020
Organic Matter (W&B * 1.72) ^	2.0	%	04-054-WCALC	25/08/2020 to 25/08/2020
Potassium % of Cations	15	%	04-026-ICP8	24/08/2020 to 24/08/2020
Slaking ^	0			20/08/2020 to 20/08/2020
Soil Colour	Brown		04-042-PHYS	24/08/2020 to 24/08/2020
Soil Texture	Clay		04-042-PHYS	24/08/2020 to 24/08/2020
pH (1:5 CaCl2)	4.5		04-031-PH	19/08/2020 to 20/08/2020
Electrical Conductivity (Sat. Ext.) ^	0.2	dS/m	04-054-WCALC	24/08/2020 to 24/08/2020
Organic Carbon (W&B)	1.15	%	04-018-UV1	19/08/2020 to 25/08/2020
Nitrate Nitrogen	3.7	mg/kg	04-063-FIA3	19/08/2020 to 21/08/2020
Ammonium Nitrogen	1.8	mg/kg	04-063-FIA3	19/08/2020 to 21/08/2020
Sulphur (KCl40)	2.7	mg/kg	04-021-ICP2	24/08/2020 to 25/08/2020
Phosphorus (Colwell)	24	mg/kg	04-013-COL_P	19/08/2020 to 21/08/2020
Phosphorus Buffer Index (PBI-Col)	110		04-020-ICP17	21/08/2020 to 21/08/2020
Potassium (Amm-acet.)	0.87	cmol(+)/kg	04-026-ICP8	20/08/2020 to 24/08/2020
Calcium (Amm-acet.)	2.9	cmol(+)/kg	04-026-ICP8	20/08/2020 to 24/08/2020
Magnesium (Amm-acet.)	1.4	cmol(+)/kg	04-026-ICP8	20/08/2020 to 24/08/2020
Sodium (Amm-acet.)	0.17	cmol(+)/kg	04-026-ICP8	20/08/2020 to 24/08/2020
Aluminium (KCl)	40	mg/kg	04-027-ICP9	20/08/2020 to 24/08/2020
Aluminium (KCl)	0.45	cmol(+)/kg	04-027-ICP9	20/08/2020 to 24/08/2020
Cation Exchange Capacity (Amm-acet.)	5.73	cmol(+)/kg	04-026-ICP8	24/08/2020 to 24/08/2020
Sodium % of cations	3.0	%	04-026-ICP8	24/08/2020 to 24/08/2020

Nutrient Advantage Laboratory Services

Nutrient Advantage is a trademark of Incitec Pivot Limited
Incitec Pivot Limited - ABN 42 004 080 264
8 South Rd, Werribee Vic 3030
Toll-free: 1800 803 453 Fax: (61 3) 9974 0699
Enquiries: lab.feedback@incitecpivot.com.au

Disclaimer: This analysis report is prepared solely for the client listed above. To the extent permitted by law, Incitec Pivot Limited excludes all liability in connection with this report and, where liability cannot be excluded, limits its liability, at its election, to the re-supply of the analysis services or the cost of the re-supply of such services.

SOIL ANALYSIS REPORT

Report Number: 634955

Sample Number: 022071393	Paddock Name: MT02005	Date Received: 18-Aug-2020
Test Code: 2017-083		Date of Report: 27-Oct-2020
Purchase Order No: TPG		
Grower Name: SUSTAINABLE SOIL MANAG		

Analyte	Result	Units	Method Code	Analyte Testing Period
Aluminium % of Cations	7.8	%	04-026-ICP8	24/08/2020 to 24/08/2020
Calcium/Magnesium Ratio	2.1		04-026-ICP8	20/08/2020 to 24/08/2020
pH (1:5 Water)	5.8		04-031-PH	19/08/2020 to 20/08/2020
Electrical Conductivity (1:5 water)	0.04	dS/m	04-031-PH	19/08/2020 to 20/08/2020
Chloride	<10	mg/kg	04-063-FIA3	19/08/2020 to 21/08/2020
Copper (DTPA)	1.2	mg/kg	04-024-ICP6	21/08/2020 to 24/08/2020
Zinc (DTPA)	0.43	mg/kg	04-024-ICP6	21/08/2020 to 24/08/2020
Manganese (DTPA)	76	mg/kg	04-024-ICP6	21/08/2020 to 24/08/2020
Iron (DTPA)	120	mg/kg	04-024-ICP6	21/08/2020 to 24/08/2020
Boron (Hot CaCl2)	0.63	mg/kg	04-025-ICP7	20/08/2020 to 24/08/2020
Molybdenum (Hot CaCl2) ^	<0.010	mg/kg	04-083-ICP27	20/08/2020 to 21/08/2020
Phosphorus Environmental Risk Index ^	0.22		04-020-ICP17	21/08/2020 to 21/08/2020

Sample condition on receipt: Suitable for testing.

The results pertain only to the sample submitted.

This document shall not be reproduced except in full.

Analyses performed on soil dried at 40°C and ground to 2mm or less.

^ NATA accreditation does not cover the performance of this service.

Accredited for compliance with ISO/IEC 17025 - Testing.

This results of the tests, calibrations and/or measurements included in this document are traceable to Australian/International standards.

Nutrient Advantage Laboratory Services

Nutrient Advantage is a trademark of Incitec Pivot Limited
Incitec Pivot Limited - ABN 42 004 080 264
8 South Rd, Werribee Vic 3030
Toll-free: 1800 803 453 Fax: (61 3) 9974 0699
Enquiries: lab.feedback@incitecpivot.com.au

Disclaimer: This analysis report is prepared solely for the client listed above. To the extent permitted by law, Incitec Pivot Limited excludes all liability in connection with this report and, where liability cannot be excluded, limits its liability, at its election, to the re-supply of the analysis services or the cost of the re-supply of such services.

SOIL ANALYSIS REPORT

Report Number: 634956

Sustainable Soils Management P/L
PO Box 130
WARREN
NSW 2824



Report Authorised
Paul Kennelly
Laboratory Manager
NATA Accredited Laboratory
Number: 11958

Sample Number: 022071392	Paddock Name: MT020515	Date Received: 18-Aug-2020
Test Code: 2017-083		Date of Report: 27-Oct-2020
Purchase Order No: TPG		
Grower Name: SUSTAINABLE SOIL MANAG		

Analyte	Result	Units	Method Code	Analyte Testing Period
2 hour natural aggregate ^	1			20/08/2020 to 20/08/2020
2 hour remoulded aggregate ^	2			20/08/2020 to 20/08/2020
20 hour natural aggregate ^	2			20/08/2020 to 20/08/2020
20 hour remoulded aggregate ^	2			20/08/2020 to 20/08/2020
Available Potassium ^	310	mg/kg	04-026-ICP8	20/08/2020 to 24/08/2020
Calcium % of Cations	54	%	04-026-ICP8	24/08/2020 to 24/08/2020
Emerson Class ^	2			20/08/2020 to 20/08/2020
Grass Tetany Risk Index ^	0.16		04-026-ICP8	20/08/2020 to 24/08/2020
Magnesium % of Cations	26	%	04-026-ICP8	24/08/2020 to 24/08/2020
Organic Matter (W&B * 1.72) ^	1.2	%	04-054-WCALC	25/08/2020 to 25/08/2020
Potassium % of Cations	13	%	04-026-ICP8	24/08/2020 to 24/08/2020
Slaking ^	0			20/08/2020 to 20/08/2020
Soil Colour	Red-brown		04-042-PHYS	24/08/2020 to 24/08/2020
Soil Texture	Clay		04-042-PHYS	24/08/2020 to 24/08/2020
pH (1:5 CaCl2)	4.7		04-031-PH	19/08/2020 to 20/08/2020
Electrical Conductivity (Sat. Ext.) ^	0.2	dS/m	04-054-WCALC	24/08/2020 to 24/08/2020
Organic Carbon (W&B)	0.71	%	04-018-UV1	19/08/2020 to 25/08/2020
Nitrate Nitrogen	3.4	mg/kg	04-063-FIA3	19/08/2020 to 21/08/2020
Ammonium Nitrogen	1.2	mg/kg	04-063-FIA3	19/08/2020 to 21/08/2020
Sulphur (KCl40)	2.1	mg/kg	04-021-ICP2	24/08/2020 to 25/08/2020
Phosphorus (Colwell)	14	mg/kg	04-013-COL_P	19/08/2020 to 21/08/2020
Phosphorus Buffer Index (PBI-Col)	96		04-020-ICP17	21/08/2020 to 21/08/2020
Potassium (Amm-acet.)	0.78	cmol(+)/kg	04-026-ICP8	20/08/2020 to 24/08/2020
Calcium (Amm-acet.)	3.3	cmol(+)/kg	04-026-ICP8	20/08/2020 to 24/08/2020
Magnesium (Amm-acet.)	1.6	cmol(+)/kg	04-026-ICP8	20/08/2020 to 24/08/2020
Sodium (Amm-acet.)	0.10	cmol(+)/kg	04-026-ICP8	20/08/2020 to 24/08/2020
Aluminium (KCl)	29	mg/kg	04-027-ICP9	20/08/2020 to 24/08/2020
Aluminium (KCl)	0.32	cmol(+)/kg	04-027-ICP9	20/08/2020 to 24/08/2020
Cation Exchange Capacity (Amm-acet.)	6.05	cmol(+)/kg	04-026-ICP8	24/08/2020 to 24/08/2020
Sodium % of cations	1.7	%	04-026-ICP8	24/08/2020 to 24/08/2020

Nutrient Advantage Laboratory Services

Nutrient Advantage is a trademark of Incitec Pivot Limited
Incitec Pivot Limited - ABN 42 004 080 264
8 South Rd, Werribee Vic 3030
Toll-free: 1800 803 453 Fax: (61 3) 9974 0699
Enquiries: lab.feedback@incitecpivot.com.au

Disclaimer: This analysis report is prepared solely for the client listed above. To the extent permitted by law, Incitec Pivot Limited excludes all liability in connection with this report and, where liability cannot be excluded, limits its liability, at its election, to the re-supply of the analysis services or the cost of the re-supply of such services.

SOIL ANALYSIS REPORT

Report Number: 634956

Sample Number: 022071392	Paddock Name: MT020515	Date Received: 18-Aug-2020
Test Code: 2017-083		Date of Report: 27-Oct-2020
Purchase Order No: TPG		
Grower Name: SUSTAINABLE SOIL MANAG		

Analyte	Result	Units	Method Code	Analyte Testing Period
Aluminium % of Cations	5.3	%	04-026-ICP8	24/08/2020 to 24/08/2020
Calcium/Magnesium Ratio	2.1		04-026-ICP8	20/08/2020 to 24/08/2020
pH (1:5 Water)	6.0		04-031-PH	19/08/2020 to 20/08/2020
Electrical Conductivity (1:5 water)	0.03	dS/m	04-031-PH	19/08/2020 to 20/08/2020
Chloride	<10	mg/kg	04-063-FIA3	19/08/2020 to 21/08/2020
Copper (DTPA)	1.0	mg/kg	04-024-ICP6	21/08/2020 to 24/08/2020
Zinc (DTPA)	0.21	mg/kg	04-024-ICP6	21/08/2020 to 24/08/2020
Manganese (DTPA)	56	mg/kg	04-024-ICP6	21/08/2020 to 24/08/2020
Iron (DTPA)	67	mg/kg	04-024-ICP6	21/08/2020 to 24/08/2020
Boron (Hot CaCl ₂)	0.61	mg/kg	04-025-ICP7	20/08/2020 to 24/08/2020
Molybdenum (Hot CaCl ₂) ^	<0.010	mg/kg	04-083-ICP27	20/08/2020 to 21/08/2020
Phosphorus Environmental Risk Index ^	0.15		04-020-ICP17	21/08/2020 to 21/08/2020

Sample condition on receipt: Suitable for testing.

The results pertain only to the sample submitted.

This document shall not be reproduced except in full.

Analyses performed on soil dried at 40°C and ground to 2mm or less.

^ NATA accreditation does not cover the performance of this service.

Accredited for compliance with ISO/IEC 17025 - Testing.

This results of the tests, calibrations and/or measurements included in this document are traceable to Australian/International standards.

Nutrient Advantage Laboratory Services

Nutrient Advantage is a trademark of Incitec Pivot Limited
Incitec Pivot Limited - ABN 42 004 080 264
8 South Rd, Werribee Vic 3030
Toll-free: 1800 803 453 Fax: (61 3) 9974 0699
Enquiries: lab.feedback@incitecpivot.com.au

Disclaimer: This analysis report is prepared solely for the client listed above. To the extent permitted by law, Incitec Pivot Limited excludes all liability in connection with this report and, where liability cannot be excluded, limits its liability, at its election, to the re-supply of the analysis services or the cost of the re-supply of such services.

SOIL ANALYSIS REPORT

Report Number: 634957

Sustainable Soils Management P/L
PO Box 130
WARREN
NSW 2824



Report Authorised
Paul Kennelly
Laboratory Manager
NATA Accredited Laboratory
Number: 11958

Sample Number: 022071391	Paddock Name: MT0201530	Date Received: 18-Aug-2020
Test Code: 2017-065		Date of Report: 27-Oct-2020
Purchase Order No: TPG		
Grower Name: SUSTAINABLE SOIL MANAG		

Analyte	Result	Units	Method Code	Analyte Testing Period
2 hour natural aggregate ^	4			20/08/2020 to 20/08/2020
2 hour remoulded aggregate ^	4			20/08/2020 to 20/08/2020
20 hour natural aggregate ^	4			20/08/2020 to 20/08/2020
20 hour remoulded aggregate ^	4			20/08/2020 to 20/08/2020
Available Potassium ^	220	mg/kg	04-026-ICP8	20/08/2020 to 24/08/2020
Calcium % of Cations	50	%	04-026-ICP8	24/08/2020 to 24/08/2020
Emerson Class ^	1			20/08/2020 to 20/08/2020
Grass Tetany Risk Index ^	0.076		04-026-ICP8	20/08/2020 to 24/08/2020
Magnesium % of Cations	39	%	04-026-ICP8	24/08/2020 to 24/08/2020
Potassium % of Cations	6.7	%	04-026-ICP8	24/08/2020 to 24/08/2020
Slaking ^	0			20/08/2020 to 20/08/2020
pH (1:5 CaCl2)	5.3		04-031-PH	19/08/2020 to 20/08/2020
Nitrate Nitrogen	1.5	mg/kg	04-063-FIA3	19/08/2020 to 21/08/2020
Ammonium Nitrogen	<0.60	mg/kg	04-063-FIA3	19/08/2020 to 21/08/2020
Potassium (Amm-acet.)	0.57	cmol(+)/kg	04-026-ICP8	20/08/2020 to 24/08/2020
Calcium (Amm-acet.)	4.2	cmol(+)/kg	04-026-ICP8	20/08/2020 to 24/08/2020
Magnesium (Amm-acet.)	3.3	cmol(+)/kg	04-026-ICP8	20/08/2020 to 24/08/2020
Sodium (Amm-acet.)	0.25	cmol(+)/kg	04-026-ICP8	20/08/2020 to 24/08/2020
Aluminium (KCl)	12	mg/kg	04-027-ICP9	20/08/2020 to 24/08/2020
Aluminium (KCl)	0.13	cmol(+)/kg	04-027-ICP9	20/08/2020 to 24/08/2020
Cation Exchange Capacity (Amm-acet.)	8.46	cmol(+)/kg	04-026-ICP8	24/08/2020 to 24/08/2020
Sodium % of cations	3.0	%	04-026-ICP8	24/08/2020 to 24/08/2020
Aluminium % of Cations	1.5	%	04-026-ICP8	24/08/2020 to 24/08/2020
Calcium/Magnesium Ratio	1.3		04-026-ICP8	20/08/2020 to 24/08/2020
pH (1:5 Water)	6.7		04-031-PH	19/08/2020 to 20/08/2020
Electrical Conductivity (1:5 water)	0.02	dS/m	04-031-PH	19/08/2020 to 20/08/2020
Chloride	<10	mg/kg	04-063-FIA3	19/08/2020 to 21/08/2020

Nutrient Advantage Laboratory Services

Nutrient Advantage is a trademark of Incitec Pivot Limited
Incitec Pivot Limited - ABN 42 004 080 264
8 South Rd, Werribee Vic 3030
Toll-free: 1800 803 453 Fax: (61 3) 9974 0699
Enquiries: lab.feedback@incitecpivot.com.au

Disclaimer: This analysis report is prepared solely for the client listed above. To the extent permitted by law, Incitec Pivot Limited excludes all liability in connection with this report and, where liability cannot be excluded, limits its liability, at its election, to the re-supply of the analysis services or the cost of the re-supply of such services.

Report Number: 634957

Sample condition on receipt: Suitable for testing.

The results pertain only to the sample submitted.

This document shall not be reproduced except in full.

Analyses performed on soil dried at 40°C and ground to 2mm or less.

^ NATA accreditation does not cover the performance of this service.

Accredited for compliance with ISO/IEC 17025 - Testing.

This results of the tests, calibrations and/or measurements included in this document are traceable to Australian/International standards.

Nutrient Advantage Laboratory Services

Nutrient Advantage is a trademark of Incitec Pivot Limited

Incitec Pivot Limited - ABN 42 004 080 264

8 South Rd, Werribee Vic 3030

Toll-free: 1800 803 453 Fax: (61 3) 9974 0699

Enquiries: lab.feedback@incitecpivot.com.au

Disclaimer: This analysis report is prepared solely for the client listed above. To the extent permitted by law, Incitec Pivot Limited excludes all liability in connection with this report and, where liability cannot be excluded, limits its liability, at its election, to the re-supply of the analysis services or the cost of the re-supply of such services.

SOIL ANALYSIS REPORT

Report Number: 634958

Sustainable Soils Management P/L
PO Box 130
WARREN
NSW 2824



Report Authorised
Paul Kennelly
Laboratory Manager
NATA Accredited Laboratory
Number: 11958

Sample Number: 022071390	Paddock Name: MT0203060	Date Received: 18-Aug-2020
Test Code: 2017-065		Date of Report: 27-Oct-2020
Purchase Order No: TPG		
Grower Name: SUSTAINABLE SOIL MANAG		

Analyte	Result	Units	Method Code	Analyte Testing Period
2 hour natural aggregate ^	4			20/08/2020 to 20/08/2020
2 hour remoulded aggregate ^	4			20/08/2020 to 20/08/2020
20 hour natural aggregate ^	4			20/08/2020 to 20/08/2020
20 hour remoulded aggregate ^	4			20/08/2020 to 20/08/2020
Available Potassium ^	240	mg/kg	04-026-ICP8	20/08/2020 to 24/08/2020
Calcium % of Cations	45	%	04-026-ICP8	24/08/2020 to 24/08/2020
Emerson Class ^	8			20/08/2020 to 20/08/2020
Grass Tetany Risk Index ^	0.048		04-026-ICP8	20/08/2020 to 24/08/2020
Magnesium % of Cations	46	%	04-026-ICP8	24/08/2020 to 24/08/2020
Potassium % of Cations	4.4	%	04-026-ICP8	24/08/2020 to 24/08/2020
Slaking ^	1			20/08/2020 to 20/08/2020
pH (1:5 CaCl2)	6.6		04-031-PH	19/08/2020 to 20/08/2020
Nitrate Nitrogen	1.5	mg/kg	04-063-FIA3	19/08/2020 to 21/08/2020
Ammonium Nitrogen	0.64	mg/kg	04-063-FIA3	19/08/2020 to 21/08/2020
Potassium (Amm-acet.)	0.60	cmol(+)/kg	04-026-ICP8	20/08/2020 to 24/08/2020
Calcium (Amm-acet.)	6.1	cmol(+)/kg	04-026-ICP8	20/08/2020 to 24/08/2020
Magnesium (Amm-acet.)	6.3	cmol(+)/kg	04-026-ICP8	20/08/2020 to 24/08/2020
Sodium (Amm-acet.)	0.66	cmol(+)/kg	04-026-ICP8	20/08/2020 to 24/08/2020
Aluminium (KCl)	9.0	mg/kg	04-027-ICP9	20/08/2020 to 24/08/2020
Aluminium (KCl)	0.10	cmol(+)/kg	04-027-ICP9	20/08/2020 to 24/08/2020
Cation Exchange Capacity (Amm-acet.)	13.8	cmol(+)/kg	04-026-ICP8	24/08/2020 to 24/08/2020
Sodium % of cations	4.8	%	04-026-ICP8	24/08/2020 to 24/08/2020
Aluminium % of Cations	0.73	%	04-026-ICP8	24/08/2020 to 24/08/2020
Calcium/Magnesium Ratio	0.97		04-026-ICP8	20/08/2020 to 24/08/2020
pH (1:5 Water)	7.9		04-031-PH	19/08/2020 to 20/08/2020
Electrical Conductivity (1:5 water)	0.04	dS/m	04-031-PH	19/08/2020 to 20/08/2020
Chloride	<10	mg/kg	04-063-FIA3	19/08/2020 to 21/08/2020

Nutrient Advantage Laboratory Services

Nutrient Advantage is a trademark of Incitec Pivot Limited
Incitec Pivot Limited - ABN 42 004 080 264
8 South Rd, Werribee Vic 3030
Toll-free: 1800 803 453 Fax: (61 3) 9974 0699
Enquiries: lab.feedback@incitecpivot.com.au

Disclaimer: This analysis report is prepared solely for the client listed above. To the extent permitted by law, Incitec Pivot Limited excludes all liability in connection with this report and, where liability cannot be excluded, limits its liability, at its election, to the re-supply of the analysis services or the cost of the re-supply of such services.

Report Number: 634958

Sample condition on receipt: Suitable for testing.

The results pertain only to the sample submitted.

This document shall not be reproduced except in full.

Analyses performed on soil dried at 40°C and ground to 2mm or less.

^ NATA accreditation does not cover the performance of this service.

Accredited for compliance with ISO/IEC 17025 - Testing.

This results of the tests, calibrations and/or measurements included in this document are traceable to Australian/International standards.

Nutrient Advantage Laboratory Services

Nutrient Advantage is a trademark of Incitec Pivot Limited

Incitec Pivot Limited - ABN 42 004 080 264

8 South Rd, Werribee Vic 3030

Toll-free: 1800 803 453 Fax: (61 3) 9974 0699

Enquiries: lab.feedback@incitecpivot.com.au

Disclaimer: This analysis report is prepared solely for the client listed above. To the extent permitted by law, Incitec Pivot Limited excludes all liability in connection with this report and, where liability cannot be excluded, limits its liability, at its election, to the re-supply of the analysis services or the cost of the re-supply of such services.

SOIL ANALYSIS REPORT

Report Number: 634959

Sustainable Soils Management P/L
PO Box 130
WARREN
NSW 2824



Report Authorised
Paul Kennelly
Laboratory Manager
NATA Accredited Laboratory
Number: 11958

Sample Number: 022071389	Paddock Name: MT02060100	Date Received: 18-Aug-2020
Test Code: 2017-065		Date of Report: 27-Oct-2020
Purchase Order No: TPG		
Grower Name: SUSTAINABLE SOIL MANAG		

Analyte	Result	Units	Method Code	Analyte Testing Period
2 hour natural aggregate ^	3			20/08/2020 to 20/08/2020
2 hour remoulded aggregate ^	4			20/08/2020 to 20/08/2020
20 hour natural aggregate ^	3			20/08/2020 to 20/08/2020
20 hour remoulded aggregate ^	4			20/08/2020 to 20/08/2020
Available Potassium ^	260	mg/kg	04-026-ICP8	20/08/2020 to 24/08/2020
Calcium % of Cations	39	%	04-026-ICP8	24/08/2020 to 24/08/2020
Emerson Class ^	2			20/08/2020 to 20/08/2020
Grass Tetany Risk Index ^	0.057		04-026-ICP8	20/08/2020 to 24/08/2020
Magnesium % of Cations	48	%	04-026-ICP8	24/08/2020 to 24/08/2020
Potassium % of Cations	4.9	%	04-026-ICP8	24/08/2020 to 24/08/2020
Slaking ^	0			20/08/2020 to 20/08/2020
pH (1:5 CaCl2)	7.1		04-031-PH	19/08/2020 to 20/08/2020
Nitrate Nitrogen	1.5	mg/kg	04-063-FIA3	19/08/2020 to 21/08/2020
Ammonium Nitrogen	<0.60	mg/kg	04-063-FIA3	19/08/2020 to 21/08/2020
Potassium (Amm-acet.)	0.66	cmol(+)/kg	04-026-ICP8	20/08/2020 to 24/08/2020
Calcium (Amm-acet.)	5.2	cmol(+)/kg	04-026-ICP8	20/08/2020 to 24/08/2020
Magnesium (Amm-acet.)	6.4	cmol(+)/kg	04-026-ICP8	20/08/2020 to 24/08/2020
Sodium (Amm-acet.)	0.96	cmol(+)/kg	04-026-ICP8	20/08/2020 to 24/08/2020
Aluminium (KCl)	9.6	mg/kg	04-027-ICP9	20/08/2020 to 24/08/2020
Aluminium (KCl)	0.11	cmol(+)/kg	04-027-ICP9	20/08/2020 to 24/08/2020
Cation Exchange Capacity (Amm-acet.)	13.4	cmol(+)/kg	04-026-ICP8	24/08/2020 to 24/08/2020
Sodium % of cations	7.2	%	04-026-ICP8	24/08/2020 to 24/08/2020
Aluminium % of Cations	0.80	%	04-026-ICP8	24/08/2020 to 24/08/2020
Calcium/Magnesium Ratio	0.81		04-026-ICP8	20/08/2020 to 24/08/2020
pH (1:5 Water)	8.6		04-031-PH	19/08/2020 to 20/08/2020
Electrical Conductivity (1:5 water)	0.05	dS/m	04-031-PH	19/08/2020 to 20/08/2020
Chloride	<10	mg/kg	04-063-FIA3	19/08/2020 to 21/08/2020

Nutrient Advantage Laboratory Services

Nutrient Advantage is a trademark of Incitec Pivot Limited
Incitec Pivot Limited - ABN 42 004 080 264
8 South Rd, Werribee Vic 3030
Toll-free: 1800 803 453 Fax: (61 3) 9974 0699
Enquiries: lab.feedback@incitecpivot.com.au

Disclaimer: This analysis report is prepared solely for the client listed above. To the extent permitted by law, Incitec Pivot Limited excludes all liability in connection with this report and, where liability cannot be excluded, limits its liability, at its election, to the re-supply of the analysis services or the cost of the re-supply of such services.

Report Number: 634959

Sample condition on receipt: Suitable for testing.

The results pertain only to the sample submitted.

This document shall not be reproduced except in full.

Analyses performed on soil dried at 40°C and ground to 2mm or less.

^ NATA accreditation does not cover the performance of this service.

Accredited for compliance with ISO/IEC 17025 - Testing.

This results of the tests, calibrations and/or measurements included in this document are traceable to Australian/International standards.

Nutrient Advantage Laboratory Services

Nutrient Advantage is a trademark of Incitec Pivot Limited

Incitec Pivot Limited - ABN 42 004 080 264

8 South Rd, Werribee Vic 3030

Toll-free: 1800 803 453 Fax: (61 3) 9974 0699

Enquiries: lab.feedback@incitecpivot.com.au

Disclaimer: This analysis report is prepared solely for the client listed above. To the extent permitted by law, Incitec Pivot Limited excludes all liability in connection with this report and, where liability cannot be excluded, limits its liability, at its election, to the re-supply of the analysis services or the cost of the re-supply of such services.

SOIL ANALYSIS REPORT

Report Number: 634960

Sustainable Soils Management P/L
PO Box 130
WARREN
NSW 2824



Report Authorised
Paul Kennelly
Laboratory Manager
NATA Accredited Laboratory
Number: 11958

Sample Number: 022071388	Paddock Name: MT02105	Date Received: 18-Aug-2020
Test Code: 2017-083		Date of Report: 27-Oct-2020
Purchase Order No: TPG		
Grower Name: SUSTAINABLE SOIL MANAG		

Analyte	Result	Units	Method Code	Analyte Testing Period
2 hour natural aggregate ^	1			20/08/2020 to 20/08/2020
2 hour remoulded aggregate ^	2			20/08/2020 to 20/08/2020
20 hour natural aggregate ^	1			20/08/2020 to 20/08/2020
20 hour remoulded aggregate ^	2			20/08/2020 to 20/08/2020
Available Potassium ^	480	mg/kg	04-026-ICP8	20/08/2020 to 24/08/2020
Calcium % of Cations	64	%	04-026-ICP8	24/08/2020 to 24/08/2020
Emerson Class ^	7			20/08/2020 to 20/08/2020
Grass Tetany Risk Index ^	0.20		04-026-ICP8	20/08/2020 to 24/08/2020
Magnesium % of Cations	18	%	04-026-ICP8	24/08/2020 to 24/08/2020
Organic Matter (W&B * 1.72) ^	2.5	%	04-054-WCALC	25/08/2020 to 25/08/2020
Potassium % of Cations	17	%	04-026-ICP8	24/08/2020 to 24/08/2020
Slaking ^	2			20/08/2020 to 20/08/2020
Soil Colour	Brown		04-042-PHYS	24/08/2020 to 24/08/2020
Soil Texture	Clay		04-042-PHYS	24/08/2020 to 24/08/2020
pH (1:5 CaCl2)	5.3		04-031-PH	19/08/2020 to 20/08/2020
Electrical Conductivity (Sat. Ext.) ^	0.5	dS/m	04-054-WCALC	24/08/2020 to 24/08/2020
Organic Carbon (W&B)	1.46	%	04-018-UV1	19/08/2020 to 25/08/2020
Nitrate Nitrogen	24	mg/kg	04-063-FIA3	19/08/2020 to 21/08/2020
Ammonium Nitrogen	1.8	mg/kg	04-063-FIA3	19/08/2020 to 21/08/2020
Sulphur (KCl40)	2.3	mg/kg	04-021-ICP2	24/08/2020 to 25/08/2020
Phosphorus (Colwell)	11	mg/kg	04-013-COL_P	19/08/2020 to 21/08/2020
Phosphorus Buffer Index (PBI-Col)	33		04-020-ICP17	21/08/2020 to 21/08/2020
Potassium (Amm-acet.)	1.2	cmol(+)/kg	04-026-ICP8	20/08/2020 to 24/08/2020
Calcium (Amm-acet.)	4.6	cmol(+)/kg	04-026-ICP8	20/08/2020 to 24/08/2020
Magnesium (Amm-acet.)	1.3	cmol(+)/kg	04-026-ICP8	20/08/2020 to 24/08/2020
Sodium (Amm-acet.)	<0.022	cmol(+)/kg	04-026-ICP8	20/08/2020 to 24/08/2020
Aluminium (KCl)	9.9	mg/kg	04-027-ICP9	20/08/2020 to 24/08/2020
Aluminium (KCl)	0.11	cmol(+)/kg	04-027-ICP9	20/08/2020 to 24/08/2020
Cation Exchange Capacity (Amm-acet.)	7.20	cmol(+)/kg	04-026-ICP8	24/08/2020 to 24/08/2020
Sodium % of cations	<1	%	04-026-ICP8	24/08/2020 to 24/08/2020

Nutrient Advantage Laboratory Services

Nutrient Advantage is a trademark of Incitec Pivot Limited
Incitec Pivot Limited - ABN 42 004 080 264
8 South Rd, Werribee Vic 3030
Toll-free: 1800 803 453 Fax: (61 3) 9974 0699
Enquiries: lab.feedback@incitecpivot.com.au

Disclaimer: This analysis report is prepared solely for the client listed above. To the extent permitted by law, Incitec Pivot Limited excludes all liability in connection with this report and, where liability cannot be excluded, limits its liability, at its election, to the re-supply of the analysis services or the cost of the re-supply of such services.

SOIL ANALYSIS REPORT

Report Number: 634960

Sample Number: 022071388	Paddock Name: MT02105	Date Received: 18-Aug-2020
Test Code: 2017-083		Date of Report: 27-Oct-2020
Purchase Order No: TPG		
Grower Name: SUSTAINABLE SOIL MANAG		

Analyte	Result	Units	Method Code	Analyte Testing Period
Aluminium % of Cations	1.5	%	04-026-ICP8	24/08/2020 to 24/08/2020
Calcium/Magnesium Ratio	3.5		04-026-ICP8	20/08/2020 to 24/08/2020
pH (1:5 Water)	6.2		04-031-PH	19/08/2020 to 20/08/2020
Electrical Conductivity (1:5 water)	0.08	dS/m	04-031-PH	19/08/2020 to 20/08/2020
Chloride	<10	mg/kg	04-063-FIA3	19/08/2020 to 21/08/2020
Copper (DTPA)	0.68	mg/kg	04-024-ICP6	21/08/2020 to 24/08/2020
Zinc (DTPA)	0.56	mg/kg	04-024-ICP6	21/08/2020 to 24/08/2020
Manganese (DTPA)	24	mg/kg	04-024-ICP6	21/08/2020 to 24/08/2020
Iron (DTPA)	58	mg/kg	04-024-ICP6	21/08/2020 to 24/08/2020
Boron (Hot CaCl ₂)	0.60	mg/kg	04-025-ICP7	20/08/2020 to 24/08/2020
Molybdenum (Hot CaCl ₂) ^	<0.010	mg/kg	04-083-ICP27	20/08/2020 to 21/08/2020
Phosphorus Environmental Risk Index ^	0.33		04-020-ICP17	21/08/2020 to 21/08/2020

Sample condition on receipt: Suitable for testing.

The results pertain only to the sample submitted.

This document shall not be reproduced except in full.

Analyses performed on soil dried at 40°C and ground to 2mm or less.

^ NATA accreditation does not cover the performance of this service.

Accredited for compliance with ISO/IEC 17025 - Testing.

This results of the tests, calibrations and/or measurements included in this document are traceable to Australian/International standards.

Nutrient Advantage Laboratory Services

Nutrient Advantage is a trademark of Incitec Pivot Limited
Incitec Pivot Limited - ABN 42 004 080 264
8 South Rd, Werribee Vic 3030
Toll-free: 1800 803 453 Fax: (61 3) 9974 0699
Enquiries: lab.feedback@incitecpivot.com.au

Disclaimer: This analysis report is prepared solely for the client listed above. To the extent permitted by law, Incitec Pivot Limited excludes all liability in connection with this report and, where liability cannot be excluded, limits its liability, at its election, to the re-supply of the analysis services or the cost of the re-supply of such services.

SOIL ANALYSIS REPORT

Report Number: 634961

Sustainable Soils Management P/L
PO Box 130
WARREN
NSW 2824



Report Authorised
Paul Kennelly
Laboratory Manager
NATA Accredited Laboratory
Number: 11958

Sample Number: 022071387	Paddock Name: MT021515	Date Received: 18-Aug-2020
Test Code: 2017-083		Date of Report: 27-Oct-2020
Purchase Order No: TPG		
Grower Name: SUSTAINABLE SOIL MANAG		

Analyte	Result	Units	Method Code	Analyte Testing Period
2 hour natural aggregate ^	1			20/08/2020 to 20/08/2020
2 hour remoulded aggregate ^	2			20/08/2020 to 20/08/2020
20 hour natural aggregate ^	1			20/08/2020 to 20/08/2020
20 hour remoulded aggregate ^	2			20/08/2020 to 20/08/2020
Available Potassium ^	490	mg/kg	04-026-ICP8	20/08/2020 to 24/08/2020
Calcium % of Cations	64	%	04-026-ICP8	24/08/2020 to 24/08/2020
Emerson Class ^	2			20/08/2020 to 20/08/2020
Grass Tetany Risk Index ^	0.17		04-026-ICP8	20/08/2020 to 24/08/2020
Magnesium % of Cations	19	%	04-026-ICP8	24/08/2020 to 24/08/2020
Organic Matter (W&B * 1.72) ^	1.9	%	04-054-WCALC	25/08/2020 to 25/08/2020
Potassium % of Cations	15	%	04-026-ICP8	24/08/2020 to 24/08/2020
Slaking ^	0			20/08/2020 to 20/08/2020
Soil Colour	Brown		04-042-PHYS	24/08/2020 to 24/08/2020
Soil Texture	Clay		04-042-PHYS	24/08/2020 to 24/08/2020
pH (1:5 CaCl2)	5.6		04-031-PH	19/08/2020 to 20/08/2020
Electrical Conductivity (Sat. Ext.) ^	0.2	dS/m	04-054-WCALC	24/08/2020 to 24/08/2020
Organic Carbon (W&B)	1.10	%	04-018-UV1	19/08/2020 to 25/08/2020
Nitrate Nitrogen	6.7	mg/kg	04-063-FIA3	19/08/2020 to 21/08/2020
Ammonium Nitrogen	<0.60	mg/kg	04-063-FIA3	19/08/2020 to 21/08/2020
Sulphur (KCl40)	1.1	mg/kg	04-021-ICP2	24/08/2020 to 25/08/2020
Phosphorus (Colwell)	9.0	mg/kg	04-013-COL_P	19/08/2020 to 21/08/2020
Phosphorus Buffer Index (PBI-Col)	45		04-020-ICP17	21/08/2020 to 21/08/2020
Potassium (Amm-acet.)	1.2	cmol(+)/kg	04-026-ICP8	20/08/2020 to 24/08/2020
Calcium (Amm-acet.)	5.4	cmol(+)/kg	04-026-ICP8	20/08/2020 to 24/08/2020
Magnesium (Amm-acet.)	1.6	cmol(+)/kg	04-026-ICP8	20/08/2020 to 24/08/2020
Sodium (Amm-acet.)	0.028	cmol(+)/kg	04-026-ICP8	20/08/2020 to 24/08/2020
Aluminium (KCl)	13	mg/kg	04-027-ICP9	20/08/2020 to 24/08/2020
Aluminium (KCl)	0.14	cmol(+)/kg	04-027-ICP9	20/08/2020 to 24/08/2020
Cation Exchange Capacity (Amm-acet.)	8.35	cmol(+)/kg	04-026-ICP8	24/08/2020 to 24/08/2020
Sodium % of cations	0.34	%	04-026-ICP8	24/08/2020 to 24/08/2020

Nutrient Advantage Laboratory Services

Nutrient Advantage is a trademark of Incitec Pivot Limited
Incitec Pivot Limited - ABN 42 004 080 264
8 South Rd, Werribee Vic 3030
Toll-free: 1800 803 453 Fax: (61 3) 9974 0699
Enquiries: lab.feedback@incitecpivot.com.au

Disclaimer: This analysis report is prepared solely for the client listed above. To the extent permitted by law, Incitec Pivot Limited excludes all liability in connection with this report and, where liability cannot be excluded, limits its liability, at its election, to the re-supply of the analysis services or the cost of the re-supply of such services.

SOIL ANALYSIS REPORT

Report Number: 634961

Sample Number: 022071387	Paddock Name: MT021515	Date Received: 18-Aug-2020
Test Code: 2017-083		Date of Report: 27-Oct-2020
Purchase Order No: TPG		
Grower Name: SUSTAINABLE SOIL MANAG		

Analyte	Result	Units	Method Code	Analyte Testing Period
Aluminium % of Cations	1.7	%	04-026-ICP8	24/08/2020 to 24/08/2020
Calcium/Magnesium Ratio	3.4		04-026-ICP8	20/08/2020 to 24/08/2020
pH (1:5 Water)	6.7		04-031-PH	19/08/2020 to 20/08/2020
Electrical Conductivity (1:5 water)	0.04	dS/m	04-031-PH	19/08/2020 to 20/08/2020
Chloride	<10	mg/kg	04-063-FIA3	19/08/2020 to 21/08/2020
Copper (DTPA)	0.71	mg/kg	04-024-ICP6	21/08/2020 to 24/08/2020
Zinc (DTPA)	0.26	mg/kg	04-024-ICP6	21/08/2020 to 24/08/2020
Manganese (DTPA)	29	mg/kg	04-024-ICP6	21/08/2020 to 24/08/2020
Iron (DTPA)	30	mg/kg	04-024-ICP6	21/08/2020 to 24/08/2020
Boron (Hot CaCl ₂)	0.71	mg/kg	04-025-ICP7	20/08/2020 to 24/08/2020
Molybdenum (Hot CaCl ₂) ^	<0.010	mg/kg	04-083-ICP27	20/08/2020 to 21/08/2020
Phosphorus Environmental Risk Index ^	0.20		04-020-ICP17	21/08/2020 to 21/08/2020

Sample condition on receipt: Suitable for testing.

The results pertain only to the sample submitted.

This document shall not be reproduced except in full.

Analyses performed on soil dried at 40°C and ground to 2mm or less.

^ NATA accreditation does not cover the performance of this service.

Accredited for compliance with ISO/IEC 17025 - Testing.

This results of the tests, calibrations and/or measurements included in this document are traceable to Australian/International standards.

Nutrient Advantage Laboratory Services

Nutrient Advantage is a trademark of Incitec Pivot Limited
Incitec Pivot Limited - ABN 42 004 080 264
8 South Rd, Werribee Vic 3030
Toll-free: 1800 803 453 Fax: (61 3) 9974 0699
Enquiries: lab.feedback@incitecpivot.com.au

Disclaimer: This analysis report is prepared solely for the client listed above. To the extent permitted by law, Incitec Pivot Limited excludes all liability in connection with this report and, where liability cannot be excluded, limits its liability, at its election, to the re-supply of the analysis services or the cost of the re-supply of such services.

SOIL ANALYSIS REPORT

Report Number: 634962

Sustainable Soils Management P/L
PO Box 130
WARREN
NSW 2824



Report Authorised
Paul Kennelly
Laboratory Manager
NATA Accredited Laboratory
Number: 11958

Sample Number: 022071386	Paddock Name: MT0211530	Date Received: 18-Aug-2020
Test Code: 2017-065		Date of Report: 27-Oct-2020
Purchase Order No: TPG		
Grower Name: SUSTAINABLE SOIL MANAG		

Analyte	Result	Units	Method Code	Analyte Testing Period
2 hour natural aggregate ^	3			20/08/2020 to 20/08/2020
2 hour remoulded aggregate ^	1			20/08/2020 to 20/08/2020
20 hour natural aggregate ^	3			20/08/2020 to 20/08/2020
20 hour remoulded aggregate ^	3			20/08/2020 to 20/08/2020
Available Potassium ^	410	mg/kg	04-026-ICP8	20/08/2020 to 24/08/2020
Calcium % of Cations	66	%	04-026-ICP8	24/08/2020 to 24/08/2020
Emerson Class ^	2			20/08/2020 to 20/08/2020
Grass Tetany Risk Index ^	0.12		04-026-ICP8	20/08/2020 to 24/08/2020
Magnesium % of Cations	22	%	04-026-ICP8	24/08/2020 to 24/08/2020
Potassium % of Cations	10	%	04-026-ICP8	24/08/2020 to 24/08/2020
Slaking ^	0			20/08/2020 to 20/08/2020
pH (1:5 CaCl2)	5.9		04-031-PH	19/08/2020 to 20/08/2020
Nitrate Nitrogen	2.3	mg/kg	04-063-FIA3	19/08/2020 to 21/08/2020
Ammonium Nitrogen	0.63	mg/kg	04-063-FIA3	19/08/2020 to 21/08/2020
Potassium (Amm-acet.)	1.1	cmol(+)/kg	04-026-ICP8	20/08/2020 to 24/08/2020
Calcium (Amm-acet.)	7.0	cmol(+)/kg	04-026-ICP8	20/08/2020 to 24/08/2020
Magnesium (Amm-acet.)	2.3	cmol(+)/kg	04-026-ICP8	20/08/2020 to 24/08/2020
Sodium (Amm-acet.)	0.081	cmol(+)/kg	04-026-ICP8	20/08/2020 to 24/08/2020
Aluminium (KCl)	11	mg/kg	04-027-ICP9	20/08/2020 to 24/08/2020
Aluminium (KCl)	0.12	cmol(+)/kg	04-027-ICP9	20/08/2020 to 24/08/2020
Cation Exchange Capacity (Amm-acet.)	10.6	cmol(+)/kg	04-026-ICP8	24/08/2020 to 24/08/2020
Sodium % of cations	0.77	%	04-026-ICP8	24/08/2020 to 24/08/2020
Aluminium % of Cations	1.2	%	04-026-ICP8	24/08/2020 to 24/08/2020
Calcium/Magnesium Ratio	3.0		04-026-ICP8	20/08/2020 to 24/08/2020
pH (1:5 Water)	7.1		04-031-PH	19/08/2020 to 20/08/2020
Electrical Conductivity (1:5 water)	0.03	dS/m	04-031-PH	19/08/2020 to 20/08/2020
Chloride	<10	mg/kg	04-063-FIA3	19/08/2020 to 21/08/2020

Nutrient Advantage Laboratory Services

Nutrient Advantage is a trademark of Incitec Pivot Limited
Incitec Pivot Limited - ABN 42 004 080 264
8 South Rd, Werribee Vic 3030
Toll-free: 1800 803 453 Fax: (61 3) 9974 0699
Enquiries: lab.feedback@incitecpivot.com.au

Disclaimer: This analysis report is prepared solely for the client listed above. To the extent permitted by law, Incitec Pivot Limited excludes all liability in connection with this report and, where liability cannot be excluded, limits its liability, at its election, to the re-supply of the analysis services or the cost of the re-supply of such services.

Report Number: 634962

Sample condition on receipt: Suitable for testing.

The results pertain only to the sample submitted.

This document shall not be reproduced except in full.

Analyses performed on soil dried at 40°C and ground to 2mm or less.

^ NATA accreditation does not cover the performance of this service.

Accredited for compliance with ISO/IEC 17025 - Testing.

This results of the tests, calibrations and/or measurements included in this document are traceable to Australian/International standards.

Nutrient Advantage Laboratory Services

Nutrient Advantage is a trademark of Incitec Pivot Limited

Incitec Pivot Limited - ABN 42 004 080 264

8 South Rd, Werribee Vic 3030

Toll-free: 1800 803 453 Fax: (61 3) 9974 0699

Enquiries: lab.feedback@incitecpivot.com.au

Disclaimer: This analysis report is prepared solely for the client listed above. To the extent permitted by law, Incitec Pivot Limited excludes all liability in connection with this report and, where liability cannot be excluded, limits its liability, at its election, to the re-supply of the analysis services or the cost of the re-supply of such services.

SOIL ANALYSIS REPORT

Report Number: 634963

Sustainable Soils Management P/L
PO Box 130
WARREN
NSW 2824



Report Authorised
Paul Kennelly
Laboratory Manager
NATA Accredited Laboratory
Number: 11958

Sample Number: 022071385	Paddock Name: MT0213060	Date Received: 18-Aug-2020
Test Code: 2017-065		Date of Report: 27-Oct-2020
Purchase Order No: TPG		
Grower Name: SUSTAINABLE SOIL MANAG		

Analyte	Result	Units	Method Code	Analyte Testing Period
2 hour natural aggregate ^	1			20/08/2020 to 20/08/2020
2 hour remoulded aggregate ^	0			20/08/2020 to 20/08/2020
20 hour natural aggregate ^	1			20/08/2020 to 20/08/2020
20 hour remoulded aggregate ^	0			20/08/2020 to 20/08/2020
Available Potassium ^	430	mg/kg	04-026-ICP8	20/08/2020 to 24/08/2020
Calcium % of Cations	74	%	04-026-ICP8	24/08/2020 to 24/08/2020
Emerson Class ^	2			20/08/2020 to 20/08/2020
Grass Tetany Risk Index ^	0.048		04-026-ICP8	20/08/2020 to 24/08/2020
Magnesium % of Cations	21	%	04-026-ICP8	24/08/2020 to 24/08/2020
Potassium % of Cations	4.7	%	04-026-ICP8	24/08/2020 to 24/08/2020
Slaking ^	0			20/08/2020 to 20/08/2020
pH (1:5 CaCl2)	7.9		04-031-PH	19/08/2020 to 20/08/2020
Nitrate Nitrogen	1.6	mg/kg	04-063-FIA3	19/08/2020 to 21/08/2020
Ammonium Nitrogen	<0.60	mg/kg	04-063-FIA3	19/08/2020 to 21/08/2020
Potassium (Amm-acet.)	1.1	cmol(+)/kg	04-026-ICP8	20/08/2020 to 24/08/2020
Calcium (Amm-acet.)	18	cmol(+)/kg	04-026-ICP8	20/08/2020 to 24/08/2020
Magnesium (Amm-acet.)	4.9	cmol(+)/kg	04-026-ICP8	20/08/2020 to 24/08/2020
Sodium (Amm-acet.)	0.097	cmol(+)/kg	04-026-ICP8	20/08/2020 to 24/08/2020
Aluminium (KCl)	9.6	mg/kg	04-027-ICP9	20/08/2020 to 24/08/2020
Aluminium (KCl)	0.11	cmol(+)/kg	04-027-ICP9	20/08/2020 to 24/08/2020
Cation Exchange Capacity (Amm-acet.)	23.7	cmol(+)/kg	04-026-ICP8	24/08/2020 to 24/08/2020
Sodium % of cations	0.41	%	04-026-ICP8	24/08/2020 to 24/08/2020
Aluminium % of Cations	0.45	%	04-026-ICP8	24/08/2020 to 24/08/2020
Calcium/Magnesium Ratio	3.7		04-026-ICP8	20/08/2020 to 24/08/2020
pH (1:5 Water)	8.6		04-031-PH	19/08/2020 to 20/08/2020
Electrical Conductivity (1:5 water)	0.14	dS/m	04-031-PH	19/08/2020 to 20/08/2020
Chloride	<10	mg/kg	04-063-FIA3	19/08/2020 to 21/08/2020

Nutrient Advantage Laboratory Services

Nutrient Advantage is a trademark of Incitec Pivot Limited
Incitec Pivot Limited - ABN 42 004 080 264
8 South Rd, Werribee Vic 3030
Toll-free: 1800 803 453 Fax: (61 3) 9974 0699
Enquiries: lab.feedback@incitecpivot.com.au

Disclaimer: This analysis report is prepared solely for the client listed above. To the extent permitted by law, Incitec Pivot Limited excludes all liability in connection with this report and, where liability cannot be excluded, limits its liability, at its election, to the re-supply of the analysis services or the cost of the re-supply of such services.

Report Number: 634963

Sample condition on receipt: Suitable for testing.

The results pertain only to the sample submitted.

This document shall not be reproduced except in full.

Analyses performed on soil dried at 40°C and ground to 2mm or less.

^ NATA accreditation does not cover the performance of this service.

Accredited for compliance with ISO/IEC 17025 - Testing.

This results of the tests, calibrations and/or measurements included in this document are traceable to Australian/International standards.

Nutrient Advantage Laboratory Services

Nutrient Advantage is a trademark of Incitec Pivot Limited

Incitec Pivot Limited - ABN 42 004 080 264

8 South Rd, Werribee Vic 3030

Toll-free: 1800 803 453 Fax: (61 3) 9974 0699

Enquiries: lab.feedback@incitecpivot.com.au

Disclaimer: This analysis report is prepared solely for the client listed above. To the extent permitted by law, Incitec Pivot Limited excludes all liability in connection with this report and, where liability cannot be excluded, limits its liability, at its election, to the re-supply of the analysis services or the cost of the re-supply of such services.

SOIL ANALYSIS REPORT

Report Number: 634964

Sustainable Soils Management P/L
PO Box 130
WARREN
NSW 2824



Report Authorised
Paul Kennelly
Laboratory Manager
NATA Accredited Laboratory
Number: 11958

Sample Number: 022071384	Paddock Name: MT02160100	Date Received: 18-Aug-2020
Test Code: 2017-065		Date of Report: 27-Oct-2020
Purchase Order No: TPG		
Grower Name: SUSTAINABLE SOIL MANAG		

Analyte	Result	Units	Method Code	Analyte Testing Period
2 hour natural aggregate ^	0			20/08/2020 to 20/08/2020
2 hour remoulded aggregate ^	0			20/08/2020 to 20/08/2020
20 hour natural aggregate ^	0			20/08/2020 to 20/08/2020
20 hour remoulded aggregate ^	0			20/08/2020 to 20/08/2020
Available Potassium ^	360	mg/kg	04-026-ICP8	20/08/2020 to 24/08/2020
Calcium % of Cations	70	%	04-026-ICP8	24/08/2020 to 24/08/2020
Emerson Class ^	6			20/08/2020 to 20/08/2020
Grass Tetany Risk Index ^	0.049		04-026-ICP8	20/08/2020 to 24/08/2020
Magnesium % of Cations	25	%	04-026-ICP8	24/08/2020 to 24/08/2020
Potassium % of Cations	4.7	%	04-026-ICP8	24/08/2020 to 24/08/2020
Slaking ^	0			20/08/2020 to 20/08/2020
pH (1:5 CaCl2)	8.0		04-031-PH	19/08/2020 to 20/08/2020
Nitrate Nitrogen	1.5	mg/kg	04-063-FIA3	19/08/2020 to 21/08/2020
Ammonium Nitrogen	0.61	mg/kg	04-063-FIA3	19/08/2020 to 21/08/2020
Potassium (Amm-acet.)	0.92	cmol(+)/kg	04-026-ICP8	20/08/2020 to 24/08/2020
Calcium (Amm-acet.)	14	cmol(+)/kg	04-026-ICP8	20/08/2020 to 24/08/2020
Magnesium (Amm-acet.)	4.9	cmol(+)/kg	04-026-ICP8	20/08/2020 to 24/08/2020
Sodium (Amm-acet.)	0.087	cmol(+)/kg	04-026-ICP8	20/08/2020 to 24/08/2020
Aluminium (KCl)	<9.0	mg/kg	04-027-ICP9	20/08/2020 to 24/08/2020
Aluminium (KCl)	<0.10	cmol(+)/kg	04-027-ICP9	20/08/2020 to 24/08/2020
Cation Exchange Capacity (Amm-acet.)	19.6	cmol(+)/kg	04-026-ICP8	24/08/2020 to 24/08/2020
Sodium % of cations	0.44	%	04-026-ICP8	24/08/2020 to 24/08/2020
Aluminium % of Cations	<1	%	04-026-ICP8	24/08/2020 to 24/08/2020
Calcium/Magnesium Ratio	2.9		04-026-ICP8	20/08/2020 to 24/08/2020
pH (1:5 Water)	8.7		04-031-PH	19/08/2020 to 20/08/2020
Electrical Conductivity (1:5 water)	0.13	dS/m	04-031-PH	19/08/2020 to 20/08/2020
Chloride	<10	mg/kg	04-063-FIA3	19/08/2020 to 21/08/2020

Nutrient Advantage Laboratory Services

Nutrient Advantage is a trademark of Incitec Pivot Limited
Incitec Pivot Limited - ABN 42 004 080 264
8 South Rd, Werribee Vic 3030
Toll-free: 1800 803 453 Fax: (61 3) 9974 0699
Enquiries: lab.feedback@incitecpivot.com.au

Disclaimer: This analysis report is prepared solely for the client listed above. To the extent permitted by law, Incitec Pivot Limited excludes all liability in connection with this report and, where liability cannot be excluded, limits its liability, at its election, to the re-supply of the analysis services or the cost of the re-supply of such services.

Report Number: 634964

Sample condition on receipt: Suitable for testing.

The results pertain only to the sample submitted.

This document shall not be reproduced except in full.

Analyses performed on soil dried at 40°C and ground to 2mm or less.

^ NATA accreditation does not cover the performance of this service.

Accredited for compliance with ISO/IEC 17025 - Testing.

This results of the tests, calibrations and/or measurements included in this document are traceable to Australian/International standards.

Nutrient Advantage Laboratory Services

Nutrient Advantage is a trademark of Incitec Pivot Limited

Incitec Pivot Limited - ABN 42 004 080 264

8 South Rd, Werribee Vic 3030

Toll-free: 1800 803 453 Fax: (61 3) 9974 0699

Enquiries: lab.feedback@incitecpivot.com.au

Disclaimer: This analysis report is prepared solely for the client listed above. To the extent permitted by law, Incitec Pivot Limited excludes all liability in connection with this report and, where liability cannot be excluded, limits its liability, at its election, to the re-supply of the analysis services or the cost of the re-supply of such services.

SOIL ANALYSIS REPORT

Report Number: 634965

Sustainable Soils Management P/L
PO Box 130
WARREN
NSW 2824



Report Authorised
Paul Kennelly
Laboratory Manager
NATA Accredited Laboratory
Number: 11958

Sample Number: 022071383	Paddock Name: MT02205	Date Received: 18-Aug-2020
Test Code: 2017-083		Date of Report: 27-Oct-2020
Purchase Order No: TPG		
Grower Name: SUSTAINABLE SOIL MANAG		

Analyte	Result	Units	Method Code	Analyte Testing Period
2 hour natural aggregate ^	1			20/08/2020 to 20/08/2020
2 hour remoulded aggregate ^	2			20/08/2020 to 20/08/2020
20 hour natural aggregate ^	1			20/08/2020 to 20/08/2020
20 hour remoulded aggregate ^	2			20/08/2020 to 20/08/2020
Available Potassium ^	550	mg/kg	04-026-ICP8	20/08/2020 to 24/08/2020
Calcium % of Cations	53	%	04-026-ICP8	24/08/2020 to 24/08/2020
Emerson Class ^	7			20/08/2020 to 20/08/2020
Grass Tetany Risk Index ^	0.27		04-026-ICP8	20/08/2020 to 24/08/2020
Magnesium % of Cations	23	%	04-026-ICP8	24/08/2020 to 24/08/2020
Organic Matter (W&B * 1.72) ^	2.2	%	04-054-WCALC	25/08/2020 to 25/08/2020
Potassium % of Cations	21	%	04-026-ICP8	24/08/2020 to 24/08/2020
Slaking ^	2			20/08/2020 to 20/08/2020
Soil Colour	Brown		04-042-PHYS	24/08/2020 to 24/08/2020
Soil Texture	Clay		04-042-PHYS	24/08/2020 to 24/08/2020
pH (1:5 CaCl2)	5.1		04-031-PH	19/08/2020 to 20/08/2020
Electrical Conductivity (Sat. Ext.) ^	0.4	dS/m	04-054-WCALC	24/08/2020 to 24/08/2020
Organic Carbon (W&B)	1.28	%	04-018-UV1	19/08/2020 to 25/08/2020
Nitrate Nitrogen	15	mg/kg	04-063-FIA3	19/08/2020 to 21/08/2020
Ammonium Nitrogen	1.3	mg/kg	04-063-FIA3	19/08/2020 to 21/08/2020
Sulphur (KCl40)	3.5	mg/kg	04-021-ICP2	24/08/2020 to 25/08/2020
Phosphorus (Colwell)	23	mg/kg	04-013-COL_P	19/08/2020 to 21/08/2020
Phosphorus Buffer Index (PBI-Col)	48		04-020-ICP17	21/08/2020 to 21/08/2020
Potassium (Amm-acet.)	1.4	cmol(+)/kg	04-026-ICP8	20/08/2020 to 24/08/2020
Calcium (Amm-acet.)	3.6	cmol(+)/kg	04-026-ICP8	20/08/2020 to 24/08/2020
Magnesium (Amm-acet.)	1.6	cmol(+)/kg	04-026-ICP8	20/08/2020 to 24/08/2020
Sodium (Amm-acet.)	0.067	cmol(+)/kg	04-026-ICP8	20/08/2020 to 24/08/2020
Aluminium (KCl)	12	mg/kg	04-027-ICP9	20/08/2020 to 24/08/2020
Aluminium (KCl)	0.13	cmol(+)/kg	04-027-ICP9	20/08/2020 to 24/08/2020
Cation Exchange Capacity (Amm-acet.)	6.79	cmol(+)/kg	04-026-ICP8	24/08/2020 to 24/08/2020
Sodium % of cations	0.98	%	04-026-ICP8	24/08/2020 to 24/08/2020

Nutrient Advantage Laboratory Services

Nutrient Advantage is a trademark of Incitec Pivot Limited
Incitec Pivot Limited - ABN 42 004 080 264
8 South Rd, Werribee Vic 3030
Toll-free: 1800 803 453 Fax: (61 3) 9974 0699
Enquiries: lab.feedback@incitecpivot.com.au

Disclaimer: This analysis report is prepared solely for the client listed above. To the extent permitted by law, Incitec Pivot Limited excludes all liability in connection with this report and, where liability cannot be excluded, limits its liability, at its election, to the re-supply of the analysis services or the cost of the re-supply of such services.

SOIL ANALYSIS REPORT

Report Number: 634965

Sample Number: 022071383	Paddock Name: MT02205	Date Received: 18-Aug-2020
Test Code: 2017-083		Date of Report: 27-Oct-2020
Purchase Order No: TPG		
Grower Name: SUSTAINABLE SOIL MANAG		

Analyte	Result	Units	Method Code	Analyte Testing Period
Aluminium % of Cations	2.0	%	04-026-ICP8	24/08/2020 to 24/08/2020
Calcium/Magnesium Ratio	2.3		04-026-ICP8	20/08/2020 to 24/08/2020
pH (1:5 Water)	6.1		04-031-PH	19/08/2020 to 20/08/2020
Electrical Conductivity (1:5 water)	0.07	dS/m	04-031-PH	19/08/2020 to 20/08/2020
Chloride	<10	mg/kg	04-063-FIA3	19/08/2020 to 21/08/2020
Copper (DTPA)	0.81	mg/kg	04-024-ICP6	21/08/2020 to 24/08/2020
Zinc (DTPA)	0.87	mg/kg	04-024-ICP6	21/08/2020 to 24/08/2020
Manganese (DTPA)	25	mg/kg	04-024-ICP6	21/08/2020 to 24/08/2020
Iron (DTPA)	130	mg/kg	04-024-ICP6	21/08/2020 to 24/08/2020
Boron (Hot CaCl ₂)	0.77	mg/kg	04-025-ICP7	20/08/2020 to 24/08/2020
Molybdenum (Hot CaCl ₂) ^	<0.010	mg/kg	04-083-ICP27	20/08/2020 to 21/08/2020
Phosphorus Environmental Risk Index ^	0.48		04-020-ICP17	21/08/2020 to 21/08/2020

Sample condition on receipt: Suitable for testing.

The results pertain only to the sample submitted.

This document shall not be reproduced except in full.

Analyses performed on soil dried at 40°C and ground to 2mm or less.

^ NATA accreditation does not cover the performance of this service.

Accredited for compliance with ISO/IEC 17025 - Testing.

This results of the tests, calibrations and/or measurements included in this document are traceable to Australian/International standards.

Nutrient Advantage Laboratory Services

Nutrient Advantage is a trademark of Incitec Pivot Limited
Incitec Pivot Limited - ABN 42 004 080 264
8 South Rd, Werribee Vic 3030
Toll-free: 1800 803 453 Fax: (61 3) 9974 0699
Enquiries: lab.feedback@incitecpivot.com.au

Disclaimer: This analysis report is prepared solely for the client listed above. To the extent permitted by law, Incitec Pivot Limited excludes all liability in connection with this report and, where liability cannot be excluded, limits its liability, at its election, to the re-supply of the analysis services or the cost of the re-supply of such services.

SOIL ANALYSIS REPORT

Report Number: 634966

Sustainable Soils Management P/L
PO Box 130
WARREN
NSW 2824



Report Authorised
Paul Kennelly
Laboratory Manager
NATA Accredited Laboratory
Number: 11958

Sample Number: 022071382	Paddock Name: MT022515	Date Received: 18-Aug-2020
Test Code: 2017-083		Date of Report: 27-Oct-2020
Purchase Order No: TPG		
Grower Name: SUSTAINABLE SOIL MANAG		

Analyte	Result	Units	Method Code	Analyte Testing Period
2 hour natural aggregate ^	1			20/08/2020 to 20/08/2020
2 hour remoulded aggregate ^	3			20/08/2020 to 20/08/2020
20 hour natural aggregate ^	2			20/08/2020 to 20/08/2020
20 hour remoulded aggregate ^	3			20/08/2020 to 20/08/2020
Available Potassium ^	470	mg/kg	04-026-ICP8	20/08/2020 to 24/08/2020
Calcium % of Cations	58	%	04-026-ICP8	24/08/2020 to 24/08/2020
Emerson Class ^	2			20/08/2020 to 20/08/2020
Grass Tetany Risk Index ^	0.21		04-026-ICP8	20/08/2020 to 24/08/2020
Magnesium % of Cations	24	%	04-026-ICP8	24/08/2020 to 24/08/2020
Organic Matter (W&B * 1.72) ^	1.8	%	04-054-WCALC	25/08/2020 to 25/08/2020
Potassium % of Cations	17	%	04-026-ICP8	24/08/2020 to 24/08/2020
Slaking ^	0			20/08/2020 to 20/08/2020
Soil Colour	Brown		04-042-PHYS	24/08/2020 to 24/08/2020
Soil Texture	Clay		04-042-PHYS	24/08/2020 to 24/08/2020
pH (1:5 CaCl2)	5.1		04-031-PH	19/08/2020 to 20/08/2020
Electrical Conductivity (Sat. Ext.) ^	0.3	dS/m	04-054-WCALC	24/08/2020 to 24/08/2020
Organic Carbon (W&B)	1.06	%	04-018-UV1	19/08/2020 to 25/08/2020
Nitrate Nitrogen	9.0	mg/kg	04-063-FIA3	19/08/2020 to 21/08/2020
Ammonium Nitrogen	<0.60	mg/kg	04-063-FIA3	19/08/2020 to 21/08/2020
Sulphur (KCl40)	2.2	mg/kg	04-021-ICP2	24/08/2020 to 25/08/2020
Phosphorus (Colwell)	17	mg/kg	04-013-COL_P	19/08/2020 to 21/08/2020
Phosphorus Buffer Index (PBI-Col)	60		04-020-ICP17	21/08/2020 to 21/08/2020
Potassium (Amm-acet.)	1.2	cmol(+)/kg	04-026-ICP8	20/08/2020 to 24/08/2020
Calcium (Amm-acet.)	4.0	cmol(+)/kg	04-026-ICP8	20/08/2020 to 24/08/2020
Magnesium (Amm-acet.)	1.7	cmol(+)/kg	04-026-ICP8	20/08/2020 to 24/08/2020
Sodium (Amm-acet.)	0.069	cmol(+)/kg	04-026-ICP8	20/08/2020 to 24/08/2020
Aluminium (KCl)	<9.0	mg/kg	04-027-ICP9	20/08/2020 to 24/08/2020
Aluminium (KCl)	<0.10	cmol(+)/kg	04-027-ICP9	20/08/2020 to 24/08/2020
Cation Exchange Capacity (Amm-acet.)	6.89	cmol(+)/kg	04-026-ICP8	24/08/2020 to 24/08/2020
Sodium % of cations	0.99	%	04-026-ICP8	24/08/2020 to 24/08/2020

Nutrient Advantage Laboratory Services

Nutrient Advantage is a trademark of Incitec Pivot Limited
Incitec Pivot Limited - ABN 42 004 080 264
8 South Rd, Werribee Vic 3030
Toll-free: 1800 803 453 Fax: (61 3) 9974 0699
Enquiries: lab.feedback@incitecpivot.com.au

Disclaimer: This analysis report is prepared solely for the client listed above. To the extent permitted by law, Incitec Pivot Limited excludes all liability in connection with this report and, where liability cannot be excluded, limits its liability, at its election, to the re-supply of the analysis services or the cost of the re-supply of such services.

SOIL ANALYSIS REPORT

Report Number: 634966

Sample Number: 022071382	Paddock Name: MT022515	Date Received: 18-Aug-2020
Test Code: 2017-083		Date of Report: 27-Oct-2020
Purchase Order No: TPG		
Grower Name: SUSTAINABLE SOIL MANAG		

Analyte	Result	Units	Method Code	Analyte Testing Period
Aluminium % of Cations	<1	%	04-026-ICP8	24/08/2020 to 24/08/2020
Calcium/Magnesium Ratio	2.4		04-026-ICP8	20/08/2020 to 24/08/2020
pH (1:5 Water)	6.3		04-031-PH	19/08/2020 to 20/08/2020
Electrical Conductivity (1:5 water)	0.05	dS/m	04-031-PH	19/08/2020 to 20/08/2020
Chloride	<10	mg/kg	04-063-FIA3	19/08/2020 to 21/08/2020
Copper (DTPA)	0.82	mg/kg	04-024-ICP6	21/08/2020 to 24/08/2020
Zinc (DTPA)	0.66	mg/kg	04-024-ICP6	21/08/2020 to 24/08/2020
Manganese (DTPA)	31	mg/kg	04-024-ICP6	21/08/2020 to 24/08/2020
Iron (DTPA)	100	mg/kg	04-024-ICP6	21/08/2020 to 24/08/2020
Boron (Hot CaCl2)	0.70	mg/kg	04-025-ICP7	20/08/2020 to 24/08/2020
Molybdenum (Hot CaCl2) ^	<0.010	mg/kg	04-083-ICP27	20/08/2020 to 21/08/2020
Phosphorus Environmental Risk Index ^	0.28		04-020-ICP17	21/08/2020 to 21/08/2020

Sample condition on receipt: Suitable for testing.

The results pertain only to the sample submitted.

This document shall not be reproduced except in full.

Analyses performed on soil dried at 40°C and ground to 2mm or less.

^ NATA accreditation does not cover the performance of this service.

Accredited for compliance with ISO/IEC 17025 - Testing.

This results of the tests, calibrations and/or measurements included in this document are traceable to Australian/International standards.

Nutrient Advantage Laboratory Services

Nutrient Advantage is a trademark of Incitec Pivot Limited
Incitec Pivot Limited - ABN 42 004 080 264
8 South Rd, Werribee Vic 3030
Toll-free: 1800 803 453 Fax: (61 3) 9974 0699
Enquiries: lab.feedback@incitecpivot.com.au

Disclaimer: This analysis report is prepared solely for the client listed above. To the extent permitted by law, Incitec Pivot Limited excludes all liability in connection with this report and, where liability cannot be excluded, limits its liability, at its election, to the re-supply of the analysis services or the cost of the re-supply of such services.

SOIL ANALYSIS REPORT

Report Number: 634967

Sustainable Soils Management P/L
PO Box 130
WARREN
NSW 2824



Report Authorised
Paul Kennelly
Laboratory Manager
NATA Accredited Laboratory
Number: 11958

Sample Number: 022071381	Paddock Name: MT0221530	Date Received: 18-Aug-2020
Test Code: 2017-065		Date of Report: 27-Oct-2020
Purchase Order No: TPG		
Grower Name: SUSTAINABLE SOIL MANAG		

Analyte	Result	Units	Method Code	Analyte Testing Period
2 hour natural aggregate ^	2			20/08/2020 to 20/08/2020
2 hour remoulded aggregate ^	4			20/08/2020 to 20/08/2020
20 hour natural aggregate ^	3			20/08/2020 to 20/08/2020
20 hour remoulded aggregate ^	4			20/08/2020 to 20/08/2020
Available Potassium ^	360	mg/kg	04-026-ICP8	20/08/2020 to 24/08/2020
Calcium % of Cations	49	%	04-026-ICP8	24/08/2020 to 24/08/2020
Emerson Class ^	2			20/08/2020 to 20/08/2020
Grass Tetany Risk Index ^	0.12		04-026-ICP8	20/08/2020 to 24/08/2020
Magnesium % of Cations	37	%	04-026-ICP8	24/08/2020 to 24/08/2020
Potassium % of Cations	10	%	04-026-ICP8	24/08/2020 to 24/08/2020
Slaking ^	0			20/08/2020 to 20/08/2020
pH (1:5 CaCl2)	5.5		04-031-PH	19/08/2020 to 20/08/2020
Nitrate Nitrogen	3.3	mg/kg	04-063-FIA3	19/08/2020 to 21/08/2020
Ammonium Nitrogen	<0.60	mg/kg	04-063-FIA3	19/08/2020 to 21/08/2020
Potassium (Amm-acet.)	0.93	cmol(+)/kg	04-026-ICP8	20/08/2020 to 24/08/2020
Calcium (Amm-acet.)	4.3	cmol(+)/kg	04-026-ICP8	20/08/2020 to 24/08/2020
Magnesium (Amm-acet.)	3.2	cmol(+)/kg	04-026-ICP8	20/08/2020 to 24/08/2020
Sodium (Amm-acet.)	0.37	cmol(+)/kg	04-026-ICP8	20/08/2020 to 24/08/2020
Aluminium (KCl)	<9.0	mg/kg	04-027-ICP9	20/08/2020 to 24/08/2020
Aluminium (KCl)	<0.10	cmol(+)/kg	04-027-ICP9	20/08/2020 to 24/08/2020
Cation Exchange Capacity (Amm-acet.)	8.87	cmol(+)/kg	04-026-ICP8	24/08/2020 to 24/08/2020
Sodium % of cations	4.1	%	04-026-ICP8	24/08/2020 to 24/08/2020
Aluminium % of Cations	<1	%	04-026-ICP8	24/08/2020 to 24/08/2020
Calcium/Magnesium Ratio	1.3		04-026-ICP8	20/08/2020 to 24/08/2020
pH (1:5 Water)	6.9		04-031-PH	19/08/2020 to 20/08/2020
Electrical Conductivity (1:5 water)	0.04	dS/m	04-031-PH	19/08/2020 to 20/08/2020
Chloride	<10	mg/kg	04-063-FIA3	19/08/2020 to 21/08/2020

Nutrient Advantage Laboratory Services

Nutrient Advantage is a trademark of Incitec Pivot Limited
Incitec Pivot Limited - ABN 42 004 080 264
8 South Rd, Werribee Vic 3030
Toll-free: 1800 803 453 Fax: (61 3) 9974 0699
Enquiries: lab.feedback@incitecpivot.com.au

Disclaimer: This analysis report is prepared solely for the client listed above. To the extent permitted by law, Incitec Pivot Limited excludes all liability in connection with this report and, where liability cannot be excluded, limits its liability, at its election, to the re-supply of the analysis services or the cost of the re-supply of such services.

Report Number: 634967

Sample condition on receipt: Suitable for testing.

The results pertain only to the sample submitted.

This document shall not be reproduced except in full.

Analyses performed on soil dried at 40°C and ground to 2mm or less.

^ NATA accreditation does not cover the performance of this service.

Accredited for compliance with ISO/IEC 17025 - Testing.

This results of the tests, calibrations and/or measurements included in this document are traceable to Australian/International standards.

Nutrient Advantage Laboratory Services

Nutrient Advantage is a trademark of Incitec Pivot Limited

Incitec Pivot Limited - ABN 42 004 080 264

8 South Rd, Werribee Vic 3030

Toll-free: 1800 803 453 Fax: (61 3) 9974 0699

Enquiries: lab.feedback@incitecpivot.com.au

Disclaimer: This analysis report is prepared solely for the client listed above. To the extent permitted by law, Incitec Pivot Limited excludes all liability in connection with this report and, where liability cannot be excluded, limits its liability, at its election, to the re-supply of the analysis services or the cost of the re-supply of such services.

SOIL ANALYSIS REPORT

Report Number: 634968

Sustainable Soils Management P/L
PO Box 130
WARREN
NSW 2824



Report Authorised
Paul Kennelly
Laboratory Manager
NATA Accredited Laboratory
Number: 11958

Sample Number: 022071380	Paddock Name: MT0223060	Date Received: 18-Aug-2020
Test Code: 2017-065		Date of Report: 27-Oct-2020
Purchase Order No: TPG		
Grower Name: SUSTAINABLE SOIL MANAG		

Analyte	Result	Units	Method Code	Analyte Testing Period
2 hour natural aggregate ^	3			20/08/2020 to 20/08/2020
2 hour remoulded aggregate ^	4			20/08/2020 to 20/08/2020
20 hour natural aggregate ^	4			20/08/2020 to 20/08/2020
20 hour remoulded aggregate ^	4			20/08/2020 to 20/08/2020
Available Potassium ^	390	mg/kg	04-026-ICP8	20/08/2020 to 24/08/2020
Calcium % of Cations	40	%	04-026-ICP8	24/08/2020 to 24/08/2020
Emerson Class ^	8			20/08/2020 to 20/08/2020
Grass Tetany Risk Index ^	0.077		04-026-ICP8	20/08/2020 to 24/08/2020
Magnesium % of Cations	45	%	04-026-ICP8	24/08/2020 to 24/08/2020
Potassium % of Cations	6.5	%	04-026-ICP8	24/08/2020 to 24/08/2020
Slaking ^	1			20/08/2020 to 20/08/2020
pH (1:5 CaCl2)	7.0		04-031-PH	19/08/2020 to 20/08/2020
Nitrate Nitrogen	2.7	mg/kg	04-063-FIA3	19/08/2020 to 21/08/2020
Ammonium Nitrogen	0.81	mg/kg	04-063-FIA3	19/08/2020 to 21/08/2020
Potassium (Amm-acet.)	0.99	cmol(+)/kg	04-026-ICP8	20/08/2020 to 24/08/2020
Calcium (Amm-acet.)	6.0	cmol(+)/kg	04-026-ICP8	20/08/2020 to 24/08/2020
Magnesium (Amm-acet.)	6.8	cmol(+)/kg	04-026-ICP8	20/08/2020 to 24/08/2020
Sodium (Amm-acet.)	1.3	cmol(+)/kg	04-026-ICP8	20/08/2020 to 24/08/2020
Aluminium (KCl)	9.5	mg/kg	04-027-ICP9	20/08/2020 to 24/08/2020
Aluminium (KCl)	0.11	cmol(+)/kg	04-027-ICP9	20/08/2020 to 24/08/2020
Cation Exchange Capacity (Amm-acet.)	15.1	cmol(+)/kg	04-026-ICP8	24/08/2020 to 24/08/2020
Sodium % of cations	8.4	%	04-026-ICP8	24/08/2020 to 24/08/2020
Aluminium % of Cations	0.70	%	04-026-ICP8	24/08/2020 to 24/08/2020
Calcium/Magnesium Ratio	0.88		04-026-ICP8	20/08/2020 to 24/08/2020
pH (1:5 Water)	8.4		04-031-PH	19/08/2020 to 20/08/2020
Electrical Conductivity (1:5 water)	0.07	dS/m	04-031-PH	19/08/2020 to 20/08/2020
Chloride	12	mg/kg	04-063-FIA3	19/08/2020 to 21/08/2020

Nutrient Advantage Laboratory Services

Nutrient Advantage is a trademark of Incitec Pivot Limited
Incitec Pivot Limited - ABN 42 004 080 264
8 South Rd, Werribee Vic 3030
Toll-free: 1800 803 453 Fax: (61 3) 9974 0699
Enquiries: lab.feedback@incitecpivot.com.au

Disclaimer: This analysis report is prepared solely for the client listed above. To the extent permitted by law, Incitec Pivot Limited excludes all liability in connection with this report and, where liability cannot be excluded, limits its liability, at its election, to the re-supply of the analysis services or the cost of the re-supply of such services.

Report Number: 634968

Sample condition on receipt: Suitable for testing.

The results pertain only to the sample submitted.

This document shall not be reproduced except in full.

Analyses performed on soil dried at 40°C and ground to 2mm or less.

^ NATA accreditation does not cover the performance of this service.

Accredited for compliance with ISO/IEC 17025 - Testing.

This results of the tests, calibrations and/or measurements included in this document are traceable to Australian/International standards.

Nutrient Advantage Laboratory Services

Nutrient Advantage is a trademark of Incitec Pivot Limited

Incitec Pivot Limited - ABN 42 004 080 264

8 South Rd, Werribee Vic 3030

Toll-free: 1800 803 453 Fax: (61 3) 9974 0699

Enquiries: lab.feedback@incitecpivot.com.au

Disclaimer: This analysis report is prepared solely for the client listed above. To the extent permitted by law, Incitec Pivot Limited excludes all liability in connection with this report and, where liability cannot be excluded, limits its liability, at its election, to the re-supply of the analysis services or the cost of the re-supply of such services.

SOIL ANALYSIS REPORT

Report Number: 634969

Sustainable Soils Management P/L
PO Box 130
WARREN
NSW 2824



Report Authorised
Paul Kennelly
Laboratory Manager
NATA Accredited Laboratory
Number: 11958

Sample Number: 022071379	Paddock Name: MT02260100	Date Received: 18-Aug-2020
Test Code: 2017-065		Date of Report: 27-Oct-2020
Purchase Order No: TPG		
Grower Name: SUSTAINABLE SOIL MANAG		

Analyte	Result	Units	Method Code	Analyte Testing Period
2 hour natural aggregate ^	3			20/08/2020 to 20/08/2020
2 hour remoulded aggregate ^	4			20/08/2020 to 20/08/2020
20 hour natural aggregate ^	4			20/08/2020 to 20/08/2020
20 hour remoulded aggregate ^	4			20/08/2020 to 20/08/2020
Available Potassium ^	440	mg/kg	04-026-ICP8	20/08/2020 to 24/08/2020
Calcium % of Cations	34	%	04-026-ICP8	24/08/2020 to 24/08/2020
Emerson Class ^	8			20/08/2020 to 20/08/2020
Grass Tetany Risk Index ^	0.069		04-026-ICP8	20/08/2020 to 24/08/2020
Magnesium % of Cations	48	%	04-026-ICP8	24/08/2020 to 24/08/2020
Potassium % of Cations	5.8	%	04-026-ICP8	24/08/2020 to 24/08/2020
Slaking ^	1			20/08/2020 to 20/08/2020
pH (1:5 CaCl2)	8.2		04-031-PH	19/08/2020 to 20/08/2020
Nitrate Nitrogen	3.2	mg/kg	04-063-FIA3	19/08/2020 to 21/08/2020
Ammonium Nitrogen	<0.60	mg/kg	04-063-FIA3	19/08/2020 to 21/08/2020
Potassium (Amm-acet.)	1.1	cmol(+)/kg	04-026-ICP8	20/08/2020 to 24/08/2020
Calcium (Amm-acet.)	6.6	cmol(+)/kg	04-026-ICP8	20/08/2020 to 24/08/2020
Magnesium (Amm-acet.)	9.4	cmol(+)/kg	04-026-ICP8	20/08/2020 to 24/08/2020
Sodium (Amm-acet.)	2.4	cmol(+)/kg	04-026-ICP8	20/08/2020 to 24/08/2020
Aluminium (KCl)	<9.0	mg/kg	04-027-ICP9	20/08/2020 to 24/08/2020
Aluminium (KCl)	<0.10	cmol(+)/kg	04-027-ICP9	20/08/2020 to 24/08/2020
Cation Exchange Capacity (Amm-acet.)	19.5	cmol(+)/kg	04-026-ICP8	24/08/2020 to 24/08/2020
Sodium % of cations	12	%	04-026-ICP8	24/08/2020 to 24/08/2020
Aluminium % of Cations	<1	%	04-026-ICP8	24/08/2020 to 24/08/2020
Calcium/Magnesium Ratio	0.70		04-026-ICP8	20/08/2020 to 24/08/2020
pH (1:5 Water)	9.2		04-031-PH	19/08/2020 to 20/08/2020
Electrical Conductivity (1:5 water)	0.20	dS/m	04-031-PH	19/08/2020 to 20/08/2020
Chloride	36	mg/kg	04-063-FIA3	19/08/2020 to 21/08/2020

Nutrient Advantage Laboratory Services

Nutrient Advantage is a trademark of Incitec Pivot Limited
Incitec Pivot Limited - ABN 42 004 080 264
8 South Rd, Werribee Vic 3030
Toll-free: 1800 803 453 Fax: (61 3) 9974 0699
Enquiries: lab.feedback@incitecpivot.com.au

Disclaimer: This analysis report is prepared solely for the client listed above. To the extent permitted by law, Incitec Pivot Limited excludes all liability in connection with this report and, where liability cannot be excluded, limits its liability, at its election, to the re-supply of the analysis services or the cost of the re-supply of such services.

Report Number: 634969

Sample condition on receipt: Suitable for testing.

The results pertain only to the sample submitted.

This document shall not be reproduced except in full.

Analyses performed on soil dried at 40°C and ground to 2mm or less.

^ NATA accreditation does not cover the performance of this service.

Accredited for compliance with ISO/IEC 17025 - Testing.

This results of the tests, calibrations and/or measurements included in this document are traceable to Australian/International standards.

Nutrient Advantage Laboratory Services

Nutrient Advantage is a trademark of Incitec Pivot Limited

Incitec Pivot Limited - ABN 42 004 080 264

8 South Rd, Werribee Vic 3030

Toll-free: 1800 803 453 Fax: (61 3) 9974 0699

Enquiries: lab.feedback@incitecpivot.com.au

Disclaimer: This analysis report is prepared solely for the client listed above. To the extent permitted by law, Incitec Pivot Limited excludes all liability in connection with this report and, where liability cannot be excluded, limits its liability, at its election, to the re-supply of the analysis services or the cost of the re-supply of such services.

SOIL ANALYSIS REPORT

Report Number: 634970

Sustainable Soils Management P/L
PO Box 130
WARREN
NSW 2824



Report Authorised
Paul Kennelly
Laboratory Manager
NATA Accredited Laboratory
Number: 11958

Sample Number: 022071378	Paddock Name: MT02305	Date Received: 18-Aug-2020
Test Code: CT171		Date of Report: 27-Oct-2020
Purchase Order No: TPG		
Grower Name: SUSTAINABLE SOIL MANAG		

Analyte	Result	Units	Method Code	Analyte Testing Period
2 hour natural aggregate ^	1			20/08/2020 to 20/08/2020
2 hour remoulded aggregate ^	3			20/08/2020 to 20/08/2020
20 hour natural aggregate ^	1			20/08/2020 to 20/08/2020
20 hour remoulded aggregate ^	3			20/08/2020 to 20/08/2020
Available Potassium ^	370	mg/kg	04-026-ICP8	20/08/2020 to 24/08/2020
Calcium % of Cations	59	%	04-026-ICP8	24/08/2020 to 24/08/2020
Emerson Class ^	8			20/08/2020 to 20/08/2020
Grass Tetany Risk Index ^	0.29		04-026-ICP8	20/08/2020 to 24/08/2020
Magnesium % of Cations	16	%	04-026-ICP8	24/08/2020 to 24/08/2020
Potassium % of Cations	22	%	04-026-ICP8	24/08/2020 to 24/08/2020
Slaking ^	1			20/08/2020 to 20/08/2020
Soil Colour	Brown		04-042-PHYS	24/08/2020 to 24/08/2020
Soil Texture	Clay Loam		04-042-PHYS	24/08/2020 to 24/08/2020
pH (1:5 CaCl2)	5.0		04-031-PH	19/08/2020 to 20/08/2020
Electrical Conductivity (Sat. Ext.) ^	0.4	dS/m	04-054-WCALC	24/08/2020 to 24/08/2020
Active (labile) Carbon ^	160	mg/kg	04-065-ACTIVE_C	21/08/2020 to 25/08/2020
Nitrate Nitrogen	11	mg/kg	04-063-FIA3	19/08/2020 to 21/08/2020
Ammonium Nitrogen	0.96	mg/kg	04-063-FIA3	19/08/2020 to 21/08/2020
Total Carbon (combustion)	1.0	%	04-086-TC	20/08/2020 to 20/08/2020
Sulphur (KCl40)	1.5	mg/kg	04-021-ICP2	24/08/2020 to 25/08/2020
Phosphorus (Colwell)	13	mg/kg	04-013-COL_P	19/08/2020 to 21/08/2020
Phosphorus Buffer Index (PBI-Col)	25		04-020-ICP17	21/08/2020 to 21/08/2020
Potassium (Amm-acet.)	0.95	cmol(+)/kg	04-026-ICP8	20/08/2020 to 24/08/2020
Calcium (Amm-acet.)	2.6	cmol(+)/kg	04-026-ICP8	20/08/2020 to 24/08/2020
Magnesium (Amm-acet.)	0.70	cmol(+)/kg	04-026-ICP8	20/08/2020 to 24/08/2020
Sodium (Amm-acet.)	0.024	cmol(+)/kg	04-026-ICP8	20/08/2020 to 24/08/2020
Aluminium (KCl)	9.5	mg/kg	04-027-ICP9	20/08/2020 to 24/08/2020
Aluminium (KCl)	0.11	cmol(+)/kg	04-027-ICP9	20/08/2020 to 24/08/2020
Cation Exchange Capacity (Amm-acet.)	4.36	cmol(+)/kg	04-026-ICP8	24/08/2020 to 24/08/2020
Sodium % of cations	0.56	%	04-026-ICP8	24/08/2020 to 24/08/2020

Nutrient Advantage Laboratory Services

Nutrient Advantage is a trademark of Incitec Pivot Limited
Incitec Pivot Limited - ABN 42 004 080 264
8 South Rd, Werribee Vic 3030
Toll-free: 1800 803 453 Fax: (61 3) 9974 0699
Enquiries: lab.feedback@incitecpivot.com.au

Disclaimer: This analysis report is prepared solely for the client listed above. To the extent permitted by law, Incitec Pivot Limited excludes all liability in connection with this report and, where liability cannot be excluded, limits its liability, at its election, to the re-supply of the analysis services or the cost of the re-supply of such services.

SOIL ANALYSIS REPORT

Report Number: 634970

Sample Number: 022071378	Paddock Name: MT02305	Date Received: 18-Aug-2020
Test Code: CT171		Date of Report: 27-Oct-2020
Purchase Order No: TPG		
Grower Name: SUSTAINABLE SOIL MANAG		

Analyte	Result	Units	Method Code	Analyte Testing Period
Aluminium % of Cations	2.4	%	04-026-ICP8	24/08/2020 to 24/08/2020
Calcium/Magnesium Ratio	3.7		04-026-ICP8	20/08/2020 to 24/08/2020
pH (1:5 Water)	6.2		04-031-PH	19/08/2020 to 20/08/2020
Electrical Conductivity (1:5 water)	0.05	dS/m	04-031-PH	19/08/2020 to 20/08/2020
Chloride	<10	mg/kg	04-063-FIA3	19/08/2020 to 21/08/2020
Copper (DTPA)	0.49	mg/kg	04-024-ICP6	21/08/2020 to 24/08/2020
Zinc (DTPA)	0.35	mg/kg	04-024-ICP6	21/08/2020 to 24/08/2020
Manganese (DTPA)	21	mg/kg	04-024-ICP6	21/08/2020 to 24/08/2020
Iron (DTPA)	49	mg/kg	04-024-ICP6	21/08/2020 to 24/08/2020
Boron (Hot CaCl2)	0.43	mg/kg	04-025-ICP7	20/08/2020 to 24/08/2020
Phosphorus Environmental Risk Index ^	0.52		04-020-ICP17	21/08/2020 to 21/08/2020

Sample condition on receipt: Suitable for testing.

The results pertain only to the sample submitted.

This document shall not be reproduced except in full.

Analyses performed on soil dried at 40°C and ground to 2mm or less.

^ NATA accreditation does not cover the performance of this service.

Accredited for compliance with ISO/IEC 17025 - Testing.

This results of the tests, calibrations and/or measurements included in this document are traceable to Australian/International standards.

Nutrient Advantage Laboratory Services

Nutrient Advantage is a trademark of Incitec Pivot Limited
Incitec Pivot Limited - ABN 42 004 080 264
8 South Rd, Werribee Vic 3030
Toll-free: 1800 803 453 Fax: (61 3) 9974 0699
Enquiries: lab.feedback@incitecpivot.com.au

Disclaimer: This analysis report is prepared solely for the client listed above. To the extent permitted by law, Incitec Pivot Limited excludes all liability in connection with this report and, where liability cannot be excluded, limits its liability, at its election, to the re-supply of the analysis services or the cost of the re-supply of such services.

SOIL ANALYSIS REPORT

Report Number: 634971

Sustainable Soils Management P/L
PO Box 130
WARREN
NSW 2824



Report Authorised
Paul Kennelly
Laboratory Manager
NATA Accredited Laboratory
Number: 11958

Sample Number: 022071377	Paddock Name: MT023515	Date Received: 18-Aug-2020
Test Code: CT171		Date of Report: 27-Oct-2020
Purchase Order No: TPG		
Grower Name: SUSTAINABLE SOIL MANAG		

Analyte	Result	Units	Method Code	Analyte Testing Period
2 hour natural aggregate ^	1			20/08/2020 to 20/08/2020
2 hour remoulded aggregate ^	3			20/08/2020 to 20/08/2020
20 hour natural aggregate ^	2			20/08/2020 to 20/08/2020
20 hour remoulded aggregate ^	3			20/08/2020 to 20/08/2020
Available Potassium ^	430	mg/kg	04-026-ICP8	20/08/2020 to 24/08/2020
Calcium % of Cations	57	%	04-026-ICP8	24/08/2020 to 24/08/2020
Emerson Class ^	2			20/08/2020 to 20/08/2020
Grass Tetany Risk Index ^	0.36		04-026-ICP8	20/08/2020 to 24/08/2020
Magnesium % of Cations	15	%	04-026-ICP8	24/08/2020 to 24/08/2020
Potassium % of Cations	26	%	04-026-ICP8	24/08/2020 to 24/08/2020
Slaking ^	0			20/08/2020 to 20/08/2020
Soil Colour	Brown		04-042-PHYS	24/08/2020 to 24/08/2020
Soil Texture	Clay Loam		04-042-PHYS	24/08/2020 to 24/08/2020
pH (1:5 CaCl2)	5.0		04-031-PH	19/08/2020 to 20/08/2020
Electrical Conductivity (Sat. Ext.) ^	0.4	dS/m	04-054-WCALC	24/08/2020 to 24/08/2020
Active (labile) Carbon ^	124	mg/kg	04-065-ACTIVE_C	21/08/2020 to 25/08/2020
Nitrate Nitrogen	15	mg/kg	04-063-FIA3	19/08/2020 to 21/08/2020
Ammonium Nitrogen	0.91	mg/kg	04-063-FIA3	19/08/2020 to 21/08/2020
Total Carbon (combustion)	0.98	%	04-086-TC	20/08/2020 to 20/08/2020
Sulphur (KCl40)	<1.0	mg/kg	04-021-ICP2	24/08/2020 to 25/08/2020
Phosphorus (Colwell)	9.7	mg/kg	04-013-COL_P	19/08/2020 to 21/08/2020
Phosphorus Buffer Index (PBI-Col)	26		04-020-ICP17	21/08/2020 to 21/08/2020
Potassium (Amm-acet.)	1.1	cmol(+)/kg	04-026-ICP8	20/08/2020 to 24/08/2020
Calcium (Amm-acet.)	2.4	cmol(+)/kg	04-026-ICP8	20/08/2020 to 24/08/2020
Magnesium (Amm-acet.)	0.65	cmol(+)/kg	04-026-ICP8	20/08/2020 to 24/08/2020
Sodium (Amm-acet.)	<0.022	cmol(+)/kg	04-026-ICP8	20/08/2020 to 24/08/2020
Aluminium (KCl)	10	mg/kg	04-027-ICP9	20/08/2020 to 24/08/2020
Aluminium (KCl)	0.12	cmol(+)/kg	04-027-ICP9	20/08/2020 to 24/08/2020
Cation Exchange Capacity (Amm-acet.)	4.28	cmol(+)/kg	04-026-ICP8	24/08/2020 to 24/08/2020
Sodium % of cations	<1	%	04-026-ICP8	24/08/2020 to 24/08/2020

Nutrient Advantage Laboratory Services

Nutrient Advantage is a trademark of Incitec Pivot Limited
Incitec Pivot Limited - ABN 42 004 080 264
8 South Rd, Werribee Vic 3030
Toll-free: 1800 803 453 Fax: (61 3) 9974 0699
Enquiries: lab.feedback@incitecpivot.com.au

Disclaimer: This analysis report is prepared solely for the client listed above. To the extent permitted by law, Incitec Pivot Limited excludes all liability in connection with this report and, where liability cannot be excluded, limits its liability, at its election, to the re-supply of the analysis services or the cost of the re-supply of such services.

SOIL ANALYSIS REPORT

Report Number: 634971

Sample Number: 022071377	Paddock Name: MT023515	Date Received: 18-Aug-2020
Test Code: CT171		Date of Report: 27-Oct-2020
Purchase Order No: TPG		
Grower Name: SUSTAINABLE SOIL MANAG		

Analyte	Result	Units	Method Code	Analyte Testing Period
Aluminium % of Cations	2.7	%	04-026-ICP8	24/08/2020 to 24/08/2020
Calcium/Magnesium Ratio	3.7		04-026-ICP8	20/08/2020 to 24/08/2020
pH (1:5 Water)	6.3		04-031-PH	19/08/2020 to 20/08/2020
Electrical Conductivity (1:5 water)	0.05	dS/m	04-031-PH	19/08/2020 to 20/08/2020
Chloride	<10	mg/kg	04-063-FIA3	19/08/2020 to 21/08/2020
Copper (DTPA)	0.52	mg/kg	04-024-ICP6	21/08/2020 to 24/08/2020
Zinc (DTPA)	0.21	mg/kg	04-024-ICP6	21/08/2020 to 24/08/2020
Manganese (DTPA)	26	mg/kg	04-024-ICP6	21/08/2020 to 24/08/2020
Iron (DTPA)	48	mg/kg	04-024-ICP6	21/08/2020 to 24/08/2020
Boron (Hot CaCl2)	0.43	mg/kg	04-025-ICP7	20/08/2020 to 24/08/2020
Phosphorus Environmental Risk Index ^	0.37		04-020-ICP17	21/08/2020 to 21/08/2020

Sample condition on receipt: Suitable for testing.

The results pertain only to the sample submitted.

This document shall not be reproduced except in full.

Analyses performed on soil dried at 40°C and ground to 2mm or less.

^ NATA accreditation does not cover the performance of this service.

Accredited for compliance with ISO/IEC 17025 - Testing.

This results of the tests, calibrations and/or measurements included in this document are traceable to Australian/International standards.

Nutrient Advantage Laboratory Services

Nutrient Advantage is a trademark of Incitec Pivot Limited
Incitec Pivot Limited - ABN 42 004 080 264
8 South Rd, Werribee Vic 3030
Toll-free: 1800 803 453 Fax: (61 3) 9974 0699
Enquiries: lab.feedback@incitecpivot.com.au

Disclaimer: This analysis report is prepared solely for the client listed above. To the extent permitted by law, Incitec Pivot Limited excludes all liability in connection with this report and, where liability cannot be excluded, limits its liability, at its election, to the re-supply of the analysis services or the cost of the re-supply of such services.

SOIL ANALYSIS REPORT

Report Number: 634972

Sustainable Soils Management P/L
PO Box 130
WARREN
NSW 2824



Report Authorised
Paul Kennelly
Laboratory Manager
NATA Accredited Laboratory
Number: 11958

Sample Number: 022071376	Paddock Name: MT0231530	Date Received: 18-Aug-2020
Test Code: CT173		Date of Report: 27-Oct-2020
Purchase Order No: TPG		
Grower Name: SUSTAINABLE SOIL MANAG		

Analyte	Result	Units	Method Code	Analyte Testing Period
2 hour natural aggregate ^	3			20/08/2020 to 20/08/2020
2 hour remoulded aggregate ^	4			20/08/2020 to 20/08/2020
20 hour natural aggregate ^	3			20/08/2020 to 20/08/2020
20 hour remoulded aggregate ^	4			20/08/2020 to 20/08/2020
Available Potassium ^	230	mg/kg	04-026-ICP8	20/08/2020 to 24/08/2020
Calcium % of Cations	58	%	04-026-ICP8	24/08/2020 to 24/08/2020
Emerson Class ^	2			20/08/2020 to 20/08/2020
Grass Tetany Risk Index ^	0.15		04-026-ICP8	20/08/2020 to 24/08/2020
Magnesium % of Cations	26	%	04-026-ICP8	24/08/2020 to 24/08/2020
Potassium % of Cations	13	%	04-026-ICP8	24/08/2020 to 24/08/2020
Slaking ^	0			20/08/2020 to 20/08/2020
pH (1:5 CaCl2)	5.6		04-031-PH	19/08/2020 to 20/08/2020
Active (labile) Carbon ^	55.0	mg/kg	04-065-ACTIVE_C	21/08/2020 to 25/08/2020
Nitrate Nitrogen	2.8	mg/kg	04-063-FIA3	19/08/2020 to 21/08/2020
Ammonium Nitrogen	0.72	mg/kg	04-063-FIA3	19/08/2020 to 21/08/2020
Total Carbon (combustion)	0.43	%	04-086-TC	20/08/2020 to 20/08/2020
Potassium (Amm-acet.)	0.59	cmol(+)/kg	04-026-ICP8	20/08/2020 to 24/08/2020
Calcium (Amm-acet.)	2.7	cmol(+)/kg	04-026-ICP8	20/08/2020 to 24/08/2020
Magnesium (Amm-acet.)	1.2	cmol(+)/kg	04-026-ICP8	20/08/2020 to 24/08/2020
Sodium (Amm-acet.)	0.036	cmol(+)/kg	04-026-ICP8	20/08/2020 to 24/08/2020
Aluminium (KCl)	9.2	mg/kg	04-027-ICP9	20/08/2020 to 24/08/2020
Aluminium (KCl)	0.10	cmol(+)/kg	04-027-ICP9	20/08/2020 to 24/08/2020
Cation Exchange Capacity (Amm-acet.)	4.67	cmol(+)/kg	04-026-ICP8	24/08/2020 to 24/08/2020
Sodium % of cations	0.78	%	04-026-ICP8	24/08/2020 to 24/08/2020
Aluminium % of Cations	2.2	%	04-026-ICP8	24/08/2020 to 24/08/2020
Calcium/Magnesium Ratio	2.3		04-026-ICP8	20/08/2020 to 24/08/2020
pH (1:5 Water)	6.8		04-031-PH	19/08/2020 to 20/08/2020
Electrical Conductivity (1:5 water)	0.02	dS/m	04-031-PH	19/08/2020 to 20/08/2020
Chloride	<10	mg/kg	04-063-FIA3	19/08/2020 to 21/08/2020

Nutrient Advantage Laboratory Services

Nutrient Advantage is a trademark of Incitec Pivot Limited
Incitec Pivot Limited - ABN 42 004 080 264
8 South Rd, Werribee Vic 3030
Toll-free: 1800 803 453 Fax: (61 3) 9974 0699
Enquiries: lab.feedback@incitecpivot.com.au

Disclaimer: This analysis report is prepared solely for the client listed above. To the extent permitted by law, Incitec Pivot Limited excludes all liability in connection with this report and, where liability cannot be excluded, limits its liability, at its election, to the re-supply of the analysis services or the cost of the re-supply of such services.

Report Number: 634972

Sample condition on receipt: Suitable for testing.

The results pertain only to the sample submitted.

This document shall not be reproduced except in full.

Analyses performed on soil dried at 40°C and ground to 2mm or less.

^ NATA accreditation does not cover the performance of this service.

Accredited for compliance with ISO/IEC 17025 - Testing.

This results of the tests, calibrations and/or measurements included in this document are traceable to Australian/International standards.

Nutrient Advantage Laboratory Services

Nutrient Advantage is a trademark of Incitec Pivot Limited

Incitec Pivot Limited - ABN 42 004 080 264

8 South Rd, Werribee Vic 3030

Toll-free: 1800 803 453 Fax: (61 3) 9974 0699

Enquiries: lab.feedback@incitecpivot.com.au

Disclaimer: This analysis report is prepared solely for the client listed above. To the extent permitted by law, Incitec Pivot Limited excludes all liability in connection with this report and, where liability cannot be excluded, limits its liability, at its election, to the re-supply of the analysis services or the cost of the re-supply of such services.

SOIL ANALYSIS REPORT

Report Number: 634973

Sustainable Soils Management P/L
PO Box 130
WARREN
NSW 2824



Report Authorised
Paul Kennelly
Laboratory Manager
NATA Accredited Laboratory
Number: 11958

Sample Number: 022071375	Paddock Name: MT0233060	Date Received: 18-Aug-2020
Test Code: 2017-065		Date of Report: 27-Oct-2020
Purchase Order No: TPG		
Grower Name: SUSTAINABLE SOIL MANAG		

Analyte	Result	Units	Method Code	Analyte Testing Period
2 hour natural aggregate ^	2			20/08/2020 to 20/08/2020
2 hour remoulded aggregate ^	1			20/08/2020 to 20/08/2020
20 hour natural aggregate ^	3			20/08/2020 to 20/08/2020
20 hour remoulded aggregate ^	1			20/08/2020 to 20/08/2020
Available Potassium ^	360	mg/kg	04-026-ICP8	20/08/2020 to 24/08/2020
Calcium % of Cations	48	%	04-026-ICP8	24/08/2020 to 24/08/2020
Emerson Class ^	2			20/08/2020 to 20/08/2020
Grass Tetany Risk Index ^	0.073		04-026-ICP8	20/08/2020 to 24/08/2020
Magnesium % of Cations	42	%	04-026-ICP8	24/08/2020 to 24/08/2020
Potassium % of Cations	6.6	%	04-026-ICP8	24/08/2020 to 24/08/2020
Slaking ^	0			20/08/2020 to 20/08/2020
pH (1:5 CaCl2)	6.5		04-031-PH	19/08/2020 to 20/08/2020
Nitrate Nitrogen	2.6	mg/kg	04-063-FIA3	19/08/2020 to 21/08/2020
Ammonium Nitrogen	0.66	mg/kg	04-063-FIA3	19/08/2020 to 21/08/2020
Potassium (Amm-acet.)	0.92	cmol(+)/kg	04-026-ICP8	20/08/2020 to 24/08/2020
Calcium (Amm-acet.)	6.7	cmol(+)/kg	04-026-ICP8	20/08/2020 to 24/08/2020
Magnesium (Amm-acet.)	5.9	cmol(+)/kg	04-026-ICP8	20/08/2020 to 24/08/2020
Sodium (Amm-acet.)	0.31	cmol(+)/kg	04-026-ICP8	20/08/2020 to 24/08/2020
Aluminium (KCl)	9.0	mg/kg	04-027-ICP9	20/08/2020 to 24/08/2020
Aluminium (KCl)	0.10	cmol(+)/kg	04-027-ICP9	20/08/2020 to 24/08/2020
Cation Exchange Capacity (Amm-acet.)	14.0	cmol(+)/kg	04-026-ICP8	24/08/2020 to 24/08/2020
Sodium % of cations	2.2	%	04-026-ICP8	24/08/2020 to 24/08/2020
Aluminium % of Cations	0.72	%	04-026-ICP8	24/08/2020 to 24/08/2020
Calcium/Magnesium Ratio	1.1		04-026-ICP8	20/08/2020 to 24/08/2020
pH (1:5 Water)	7.7		04-031-PH	19/08/2020 to 20/08/2020
Electrical Conductivity (1:5 water)	0.04	dS/m	04-031-PH	19/08/2020 to 20/08/2020
Chloride	<10	mg/kg	04-063-FIA3	19/08/2020 to 21/08/2020

Nutrient Advantage Laboratory Services

Nutrient Advantage is a trademark of Incitec Pivot Limited
Incitec Pivot Limited - ABN 42 004 080 264
8 South Rd, Werribee Vic 3030
Toll-free: 1800 803 453 Fax: (61 3) 9974 0699
Enquiries: lab.feedback@incitecpivot.com.au

Disclaimer: This analysis report is prepared solely for the client listed above. To the extent permitted by law, Incitec Pivot Limited excludes all liability in connection with this report and, where liability cannot be excluded, limits its liability, at its election, to the re-supply of the analysis services or the cost of the re-supply of such services.

Report Number: 634973

Sample condition on receipt: Suitable for testing.

The results pertain only to the sample submitted.

This document shall not be reproduced except in full.

Analyses performed on soil dried at 40°C and ground to 2mm or less.

^ NATA accreditation does not cover the performance of this service.

Accredited for compliance with ISO/IEC 17025 - Testing.

This results of the tests, calibrations and/or measurements included in this document are traceable to Australian/International standards.

Nutrient Advantage Laboratory Services

Nutrient Advantage is a trademark of Incitec Pivot Limited

Incitec Pivot Limited - ABN 42 004 080 264

8 South Rd, Werribee Vic 3030

Toll-free: 1800 803 453 Fax: (61 3) 9974 0699

Enquiries: lab.feedback@incitecpivot.com.au

Disclaimer: This analysis report is prepared solely for the client listed above. To the extent permitted by law, Incitec Pivot Limited excludes all liability in connection with this report and, where liability cannot be excluded, limits its liability, at its election, to the re-supply of the analysis services or the cost of the re-supply of such services.

SOIL ANALYSIS REPORT

Report Number: 634974

Sustainable Soils Management P/L
PO Box 130
WARREN
NSW 2824



Report Authorised
Paul Kennelly
Laboratory Manager
NATA Accredited Laboratory
Number: 11958

Sample Number: 022071374	Paddock Name: MT02360100	Date Received: 18-Aug-2020
Test Code: 2017-065		Date of Report: 27-Oct-2020
Purchase Order No: TPG		
Grower Name: SUSTAINABLE SOIL MANAG		

Analyte	Result	Units	Method Code	Analyte Testing Period
2 hour natural aggregate ^	3			20/08/2020 to 20/08/2020
2 hour remoulded aggregate ^	4			20/08/2020 to 20/08/2020
20 hour natural aggregate ^	3			20/08/2020 to 20/08/2020
20 hour remoulded aggregate ^	4			20/08/2020 to 20/08/2020
Available Potassium ^	340	mg/kg	04-026-ICP8	20/08/2020 to 24/08/2020
Calcium % of Cations	43	%	04-026-ICP8	24/08/2020 to 24/08/2020
Emerson Class ^	2			20/08/2020 to 20/08/2020
Grass Tetany Risk Index ^	0.069		04-026-ICP8	20/08/2020 to 24/08/2020
Magnesium % of Cations	47	%	04-026-ICP8	24/08/2020 to 24/08/2020
Potassium % of Cations	6.2	%	04-026-ICP8	24/08/2020 to 24/08/2020
Slaking ^	0			20/08/2020 to 20/08/2020
pH (1:5 CaCl2)	7.1		04-031-PH	19/08/2020 to 20/08/2020
Nitrate Nitrogen	1.7	mg/kg	04-063-FIA3	19/08/2020 to 21/08/2020
Ammonium Nitrogen	0.68	mg/kg	04-063-FIA3	19/08/2020 to 21/08/2020
Potassium (Amm-acet.)	0.87	cmol(+)/kg	04-026-ICP8	20/08/2020 to 24/08/2020
Calcium (Amm-acet.)	6.0	cmol(+)/kg	04-026-ICP8	20/08/2020 to 24/08/2020
Magnesium (Amm-acet.)	6.6	cmol(+)/kg	04-026-ICP8	20/08/2020 to 24/08/2020
Sodium (Amm-acet.)	0.51	cmol(+)/kg	04-026-ICP8	20/08/2020 to 24/08/2020
Aluminium (KCl)	<9.0	mg/kg	04-027-ICP9	20/08/2020 to 24/08/2020
Aluminium (KCl)	<0.10	cmol(+)/kg	04-027-ICP9	20/08/2020 to 24/08/2020
Cation Exchange Capacity (Amm-acet.)	14.0	cmol(+)/kg	04-026-ICP8	24/08/2020 to 24/08/2020
Sodium % of cations	3.6	%	04-026-ICP8	24/08/2020 to 24/08/2020
Aluminium % of Cations	<1	%	04-026-ICP8	24/08/2020 to 24/08/2020
Calcium/Magnesium Ratio	0.91		04-026-ICP8	20/08/2020 to 24/08/2020
pH (1:5 Water)	8.3		04-031-PH	19/08/2020 to 20/08/2020
Electrical Conductivity (1:5 water)	0.04	dS/m	04-031-PH	19/08/2020 to 20/08/2020
Chloride	<10	mg/kg	04-063-FIA3	19/08/2020 to 21/08/2020

Nutrient Advantage Laboratory Services

Nutrient Advantage is a trademark of Incitec Pivot Limited
Incitec Pivot Limited - ABN 42 004 080 264
8 South Rd, Werribee Vic 3030
Toll-free: 1800 803 453 Fax: (61 3) 9974 0699
Enquiries: lab.feedback@incitecpivot.com.au

Disclaimer: This analysis report is prepared solely for the client listed above. To the extent permitted by law, Incitec Pivot Limited excludes all liability in connection with this report and, where liability cannot be excluded, limits its liability, at its election, to the re-supply of the analysis services or the cost of the re-supply of such services.

Report Number: 634974

Sample condition on receipt: Suitable for testing.

The results pertain only to the sample submitted.

This document shall not be reproduced except in full.

Analyses performed on soil dried at 40°C and ground to 2mm or less.

^ NATA accreditation does not cover the performance of this service.

Accredited for compliance with ISO/IEC 17025 - Testing.

This results of the tests, calibrations and/or measurements included in this document are traceable to Australian/International standards.

Nutrient Advantage Laboratory Services

Nutrient Advantage is a trademark of Incitec Pivot Limited

Incitec Pivot Limited - ABN 42 004 080 264

8 South Rd, Werribee Vic 3030

Toll-free: 1800 803 453 Fax: (61 3) 9974 0699

Enquiries: lab.feedback@incitecpivot.com.au

Disclaimer: This analysis report is prepared solely for the client listed above. To the extent permitted by law, Incitec Pivot Limited excludes all liability in connection with this report and, where liability cannot be excluded, limits its liability, at its election, to the re-supply of the analysis services or the cost of the re-supply of such services.

SOIL ANALYSIS REPORT

Report Number: 634975

Sustainable Soils Management P/L
PO Box 130
WARREN
NSW 2824



Report Authorised
Paul Kennelly
Laboratory Manager
NATA Accredited Laboratory
Number: 11958

Sample Number: 022071373	Paddock Name: MT02405	Date Received: 18-Aug-2020
Test Code: 2017-083		Date of Report: 27-Oct-2020
Purchase Order No: TPG		
Grower Name: SUSTAINABLE SOIL MANAG		

Analyte	Result	Units	Method Code	Analyte Testing Period
2 hour natural aggregate ^	1			20/08/2020 to 20/08/2020
2 hour remoulded aggregate ^	3			20/08/2020 to 20/08/2020
20 hour natural aggregate ^	1			20/08/2020 to 20/08/2020
20 hour remoulded aggregate ^	3			20/08/2020 to 20/08/2020
Available Potassium ^	430	mg/kg	04-026-ICP8	20/08/2020 to 24/08/2020
Calcium % of Cations	67	%	04-026-ICP8	24/08/2020 to 24/08/2020
Emerson Class ^	7			20/08/2020 to 20/08/2020
Grass Tetany Risk Index ^	0.22		04-026-ICP8	20/08/2020 to 24/08/2020
Magnesium % of Cations	13	%	04-026-ICP8	24/08/2020 to 24/08/2020
Organic Matter (W&B * 1.72) ^	1.8	%	04-054-WCALC	25/08/2020 to 25/08/2020
Potassium % of Cations	17	%	04-026-ICP8	24/08/2020 to 24/08/2020
Slaking ^	2			20/08/2020 to 20/08/2020
Soil Colour	Red-brown		04-042-PHYS	24/08/2020 to 24/08/2020
Soil Texture	Sandy Loam		04-042-PHYS	24/08/2020 to 24/08/2020
pH (1:5 CaCl2)	5.3		04-031-PH	19/08/2020 to 20/08/2020
Electrical Conductivity (Sat. Ext.) ^	0.5	dS/m	04-054-WCALC	24/08/2020 to 24/08/2020
Organic Carbon (W&B)	1.04	%	04-018-UV1	19/08/2020 to 25/08/2020
Nitrate Nitrogen	9.2	mg/kg	04-063-FIA3	19/08/2020 to 21/08/2020
Ammonium Nitrogen	0.76	mg/kg	04-063-FIA3	19/08/2020 to 21/08/2020
Sulphur (KCl40)	2.8	mg/kg	04-021-ICP2	24/08/2020 to 25/08/2020
Phosphorus (Colwell)	13	mg/kg	04-013-COL_P	19/08/2020 to 21/08/2020
Phosphorus Buffer Index (PBI-Col)	18		04-020-ICP17	21/08/2020 to 21/08/2020
Potassium (Amm-acet.)	1.1	cmol(+)/kg	04-026-ICP8	20/08/2020 to 24/08/2020
Calcium (Amm-acet.)	4.3	cmol(+)/kg	04-026-ICP8	20/08/2020 to 24/08/2020
Magnesium (Amm-acet.)	0.80	cmol(+)/kg	04-026-ICP8	20/08/2020 to 24/08/2020
Sodium (Amm-acet.)	0.035	cmol(+)/kg	04-026-ICP8	20/08/2020 to 24/08/2020
Aluminium (KCl)	13	mg/kg	04-027-ICP9	20/08/2020 to 24/08/2020
Aluminium (KCl)	0.14	cmol(+)/kg	04-027-ICP9	20/08/2020 to 24/08/2020
Cation Exchange Capacity (Amm-acet.)	6.38	cmol(+)/kg	04-026-ICP8	24/08/2020 to 24/08/2020
Sodium % of cations	0.55	%	04-026-ICP8	24/08/2020 to 24/08/2020

Nutrient Advantage Laboratory Services

Nutrient Advantage is a trademark of Incitec Pivot Limited
Incitec Pivot Limited - ABN 42 004 080 264
8 South Rd, Werribee Vic 3030
Toll-free: 1800 803 453 Fax: (61 3) 9974 0699
Enquiries: lab.feedback@incitecpivot.com.au

Disclaimer: This analysis report is prepared solely for the client listed above. To the extent permitted by law, Incitec Pivot Limited excludes all liability in connection with this report and, where liability cannot be excluded, limits its liability, at its election, to the re-supply of the analysis services or the cost of the re-supply of such services.

SOIL ANALYSIS REPORT

Report Number: 634975

Sample Number: 022071373	Paddock Name: MT02405	Date Received: 18-Aug-2020
Test Code: 2017-083		Date of Report: 27-Oct-2020
Purchase Order No: TPG		
Grower Name: SUSTAINABLE SOIL MANAG		

Analyte	Result	Units	Method Code	Analyte Testing Period
Aluminium % of Cations	2.2	%	04-026-ICP8	24/08/2020 to 24/08/2020
Calcium/Magnesium Ratio	5.4		04-026-ICP8	20/08/2020 to 24/08/2020
pH (1:5 Water)	6.4		04-031-PH	19/08/2020 to 20/08/2020
Electrical Conductivity (1:5 water)	0.05	dS/m	04-031-PH	19/08/2020 to 20/08/2020
Chloride	<10	mg/kg	04-063-FIA3	19/08/2020 to 21/08/2020
Copper (DTPA)	0.54	mg/kg	04-024-ICP6	21/08/2020 to 24/08/2020
Zinc (DTPA)	1.1	mg/kg	04-024-ICP6	21/08/2020 to 24/08/2020
Manganese (DTPA)	22	mg/kg	04-024-ICP6	21/08/2020 to 24/08/2020
Iron (DTPA)	40	mg/kg	04-024-ICP6	21/08/2020 to 24/08/2020
Boron (Hot CaCl ₂)	0.64	mg/kg	04-025-ICP7	20/08/2020 to 24/08/2020
Molybdenum (Hot CaCl ₂) ^	<0.010	mg/kg	04-083-ICP27	20/08/2020 to 21/08/2020
Phosphorus Environmental Risk Index ^	0.72		04-020-ICP17	21/08/2020 to 21/08/2020

Sample condition on receipt: Suitable for testing.

The results pertain only to the sample submitted.

This document shall not be reproduced except in full.

Analyses performed on soil dried at 40°C and ground to 2mm or less.

^ NATA accreditation does not cover the performance of this service.

Accredited for compliance with ISO/IEC 17025 - Testing.

This results of the tests, calibrations and/or measurements included in this document are traceable to Australian/International standards.

Nutrient Advantage Laboratory Services

Nutrient Advantage is a trademark of Incitec Pivot Limited
Incitec Pivot Limited - ABN 42 004 080 264
8 South Rd, Werribee Vic 3030
Toll-free: 1800 803 453 Fax: (61 3) 9974 0699
Enquiries: lab.feedback@incitecpivot.com.au

Disclaimer: This analysis report is prepared solely for the client listed above. To the extent permitted by law, Incitec Pivot Limited excludes all liability in connection with this report and, where liability cannot be excluded, limits its liability, at its election, to the re-supply of the analysis services or the cost of the re-supply of such services.

SOIL ANALYSIS REPORT

Report Number: 634976

Sustainable Soils Management P/L
PO Box 130
WARREN
NSW 2824



Report Authorised
Paul Kennelly
Laboratory Manager
NATA Accredited Laboratory
Number: 11958

Sample Number: 022071372	Paddock Name: MT024515	Date Received: 18-Aug-2020
Test Code: 2017-083		Date of Report: 27-Oct-2020
Purchase Order No: TPG		
Grower Name: SUSTAINABLE SOIL MANAG		

Analyte	Result	Units	Method Code	Analyte Testing Period
2 hour natural aggregate ^	1			20/08/2020 to 20/08/2020
2 hour remoulded aggregate ^	1			20/08/2020 to 20/08/2020
20 hour natural aggregate ^	1			20/08/2020 to 20/08/2020
20 hour remoulded aggregate ^	2			20/08/2020 to 20/08/2020
Available Potassium ^	380	mg/kg	04-026-ICP8	20/08/2020 to 24/08/2020
Calcium % of Cations	69	%	04-026-ICP8	24/08/2020 to 24/08/2020
Emerson Class ^	7			20/08/2020 to 20/08/2020
Grass Tetany Risk Index ^	0.18		04-026-ICP8	20/08/2020 to 24/08/2020
Magnesium % of Cations	13	%	04-026-ICP8	24/08/2020 to 24/08/2020
Organic Matter (W&B * 1.72) ^	1.6	%	04-054-WCALC	25/08/2020 to 25/08/2020
Potassium % of Cations	15	%	04-026-ICP8	24/08/2020 to 24/08/2020
Slaking ^	2			20/08/2020 to 20/08/2020
Soil Colour	Red-brown		04-042-PHYS	24/08/2020 to 24/08/2020
Soil Texture	Clay Loam		04-042-PHYS	24/08/2020 to 24/08/2020
pH (1:5 CaCl2)	5.6		04-031-PH	19/08/2020 to 20/08/2020
Electrical Conductivity (Sat. Ext.) ^	0.8	dS/m	04-054-WCALC	24/08/2020 to 24/08/2020
Organic Carbon (W&B)	0.94	%	04-018-UV1	19/08/2020 to 25/08/2020
Nitrate Nitrogen	32	mg/kg	04-063-FIA3	19/08/2020 to 21/08/2020
Ammonium Nitrogen	2.1	mg/kg	04-063-FIA3	19/08/2020 to 21/08/2020
Sulphur (KCl40)	7.7	mg/kg	04-021-ICP2	24/08/2020 to 25/08/2020
Phosphorus (Colwell)	11	mg/kg	04-013-COL_P	19/08/2020 to 21/08/2020
Phosphorus Buffer Index (PBI-Col)	28		04-020-ICP17	21/08/2020 to 21/08/2020
Potassium (Amm-acet.)	0.98	cmol(+)/kg	04-026-ICP8	20/08/2020 to 24/08/2020
Calcium (Amm-acet.)	4.5	cmol(+)/kg	04-026-ICP8	20/08/2020 to 24/08/2020
Magnesium (Amm-acet.)	0.82	cmol(+)/kg	04-026-ICP8	20/08/2020 to 24/08/2020
Sodium (Amm-acet.)	0.073	cmol(+)/kg	04-026-ICP8	20/08/2020 to 24/08/2020
Aluminium (KCl)	10	mg/kg	04-027-ICP9	20/08/2020 to 24/08/2020
Aluminium (KCl)	0.11	cmol(+)/kg	04-027-ICP9	20/08/2020 to 24/08/2020
Cation Exchange Capacity (Amm-acet.)	6.50	cmol(+)/kg	04-026-ICP8	24/08/2020 to 24/08/2020
Sodium % of cations	1.1	%	04-026-ICP8	24/08/2020 to 24/08/2020

Nutrient Advantage Laboratory Services

Nutrient Advantage is a trademark of Incitec Pivot Limited
Incitec Pivot Limited - ABN 42 004 080 264
8 South Rd, Werribee Vic 3030
Toll-free: 1800 803 453 Fax: (61 3) 9974 0699
Enquiries: lab.feedback@incitecpivot.com.au

Disclaimer: This analysis report is prepared solely for the client listed above. To the extent permitted by law, Incitec Pivot Limited excludes all liability in connection with this report and, where liability cannot be excluded, limits its liability, at its election, to the re-supply of the analysis services or the cost of the re-supply of such services.

SOIL ANALYSIS REPORT

Report Number: 634976

Sample Number: 022071372	Paddock Name: MT024515	Date Received: 18-Aug-2020
Test Code: 2017-083		Date of Report: 27-Oct-2020
Purchase Order No: TPG		
Grower Name: SUSTAINABLE SOIL MANAG		

Analyte	Result	Units	Method Code	Analyte Testing Period
Aluminium % of Cations	1.7	%	04-026-ICP8	24/08/2020 to 24/08/2020
Calcium/Magnesium Ratio	5.5		04-026-ICP8	20/08/2020 to 24/08/2020
pH (1:5 Water)	6.4		04-031-PH	19/08/2020 to 20/08/2020
Electrical Conductivity (1:5 water)	0.10	dS/m	04-031-PH	19/08/2020 to 20/08/2020
Chloride	15	mg/kg	04-063-FIA3	19/08/2020 to 21/08/2020
Copper (DTPA)	0.54	mg/kg	04-024-ICP6	21/08/2020 to 24/08/2020
Zinc (DTPA)	1.0	mg/kg	04-024-ICP6	21/08/2020 to 24/08/2020
Manganese (DTPA)	20	mg/kg	04-024-ICP6	21/08/2020 to 24/08/2020
Iron (DTPA)	35	mg/kg	04-024-ICP6	21/08/2020 to 24/08/2020
Boron (Hot CaCl ₂)	0.57	mg/kg	04-025-ICP7	20/08/2020 to 24/08/2020
Molybdenum (Hot CaCl ₂) ^	<0.010	mg/kg	04-083-ICP27	20/08/2020 to 21/08/2020
Phosphorus Environmental Risk Index ^	0.39		04-020-ICP17	21/08/2020 to 21/08/2020

Sample condition on receipt: Suitable for testing.

The results pertain only to the sample submitted.

This document shall not be reproduced except in full.

Analyses performed on soil dried at 40°C and ground to 2mm or less.

^ NATA accreditation does not cover the performance of this service.

Accredited for compliance with ISO/IEC 17025 - Testing.

This results of the tests, calibrations and/or measurements included in this document are traceable to Australian/International standards.

Nutrient Advantage Laboratory Services

Nutrient Advantage is a trademark of Incitec Pivot Limited
Incitec Pivot Limited - ABN 42 004 080 264
8 South Rd, Werribee Vic 3030
Toll-free: 1800 803 453 Fax: (61 3) 9974 0699
Enquiries: lab.feedback@incitecpivot.com.au

Disclaimer: This analysis report is prepared solely for the client listed above. To the extent permitted by law, Incitec Pivot Limited excludes all liability in connection with this report and, where liability cannot be excluded, limits its liability, at its election, to the re-supply of the analysis services or the cost of the re-supply of such services.

SOIL ANALYSIS REPORT

Report Number: 634977

Sustainable Soils Management P/L
PO Box 130
WARREN
NSW 2824



Report Authorised
Paul Kennelly
Laboratory Manager
NATA Accredited Laboratory
Number: 11958

Sample Number: 022071371	Paddock Name: MT0241530	Date Received: 18-Aug-2020
Test Code: 2017-065		Date of Report: 27-Oct-2020
Purchase Order No: TPG		
Grower Name: SUSTAINABLE SOIL MANAG		

Analyte	Result	Units	Method Code	Analyte Testing Period
2 hour natural aggregate ^	1			20/08/2020 to 20/08/2020
2 hour remoulded aggregate ^	3			20/08/2020 to 20/08/2020
20 hour natural aggregate ^	1			20/08/2020 to 20/08/2020
20 hour remoulded aggregate ^	3			20/08/2020 to 20/08/2020
Available Potassium ^	250	mg/kg	04-026-ICP8	20/08/2020 to 24/08/2020
Calcium % of Cations	62	%	04-026-ICP8	24/08/2020 to 24/08/2020
Emerson Class ^	2			20/08/2020 to 20/08/2020
Grass Tetany Risk Index ^	0.12		04-026-ICP8	20/08/2020 to 24/08/2020
Magnesium % of Cations	26	%	04-026-ICP8	24/08/2020 to 24/08/2020
Potassium % of Cations	11	%	04-026-ICP8	24/08/2020 to 24/08/2020
Slaking ^	0			20/08/2020 to 20/08/2020
pH (1:5 CaCl2)	6.3		04-031-PH	19/08/2020 to 20/08/2020
Nitrate Nitrogen	9.7	mg/kg	04-063-FIA3	19/08/2020 to 21/08/2020
Ammonium Nitrogen	<0.60	mg/kg	04-063-FIA3	19/08/2020 to 21/08/2020
Potassium (Amm-acet.)	0.64	cmol(+)/kg	04-026-ICP8	20/08/2020 to 24/08/2020
Calcium (Amm-acet.)	3.7	cmol(+)/kg	04-026-ICP8	20/08/2020 to 24/08/2020
Magnesium (Amm-acet.)	1.5	cmol(+)/kg	04-026-ICP8	20/08/2020 to 24/08/2020
Sodium (Amm-acet.)	0.068	cmol(+)/kg	04-026-ICP8	20/08/2020 to 24/08/2020
Aluminium (KCl)	<9.0	mg/kg	04-027-ICP9	20/08/2020 to 24/08/2020
Aluminium (KCl)	<0.10	cmol(+)/kg	04-027-ICP9	20/08/2020 to 24/08/2020
Cation Exchange Capacity (Amm-acet.)	5.90	cmol(+)/kg	04-026-ICP8	24/08/2020 to 24/08/2020
Sodium % of cations	1.2	%	04-026-ICP8	24/08/2020 to 24/08/2020
Aluminium % of Cations	<1	%	04-026-ICP8	24/08/2020 to 24/08/2020
Calcium/Magnesium Ratio	2.5		04-026-ICP8	20/08/2020 to 24/08/2020
pH (1:5 Water)	7.3		04-031-PH	19/08/2020 to 20/08/2020
Electrical Conductivity (1:5 water)	0.04	dS/m	04-031-PH	19/08/2020 to 20/08/2020
Chloride	<10	mg/kg	04-063-FIA3	19/08/2020 to 21/08/2020

Nutrient Advantage Laboratory Services

Nutrient Advantage is a trademark of Incitec Pivot Limited
Incitec Pivot Limited - ABN 42 004 080 264
8 South Rd, Werribee Vic 3030
Toll-free: 1800 803 453 Fax: (61 3) 9974 0699
Enquiries: lab.feedback@incitecpivot.com.au

Disclaimer: This analysis report is prepared solely for the client listed above. To the extent permitted by law, Incitec Pivot Limited excludes all liability in connection with this report and, where liability cannot be excluded, limits its liability, at its election, to the re-supply of the analysis services or the cost of the re-supply of such services.

Report Number: 634977

Sample condition on receipt: Suitable for testing.

The results pertain only to the sample submitted.

This document shall not be reproduced except in full.

Analyses performed on soil dried at 40°C and ground to 2mm or less.

^ NATA accreditation does not cover the performance of this service.

Accredited for compliance with ISO/IEC 17025 - Testing.

This results of the tests, calibrations and/or measurements included in this document are traceable to Australian/International standards.

Nutrient Advantage Laboratory Services

Nutrient Advantage is a trademark of Incitec Pivot Limited

Incitec Pivot Limited - ABN 42 004 080 264

8 South Rd, Werribee Vic 3030

Toll-free: 1800 803 453 Fax: (61 3) 9974 0699

Enquiries: lab.feedback@incitecpivot.com.au

Disclaimer: This analysis report is prepared solely for the client listed above. To the extent permitted by law, Incitec Pivot Limited excludes all liability in connection with this report and, where liability cannot be excluded, limits its liability, at its election, to the re-supply of the analysis services or the cost of the re-supply of such services.

SOIL ANALYSIS REPORT

Report Number: 634978

Sustainable Soils Management P/L
PO Box 130
WARREN
NSW 2824



Report Authorised
Paul Kennelly
Laboratory Manager
NATA Accredited Laboratory
Number: 11958

Sample Number: 022071370	Paddock Name: MT0243060	Date Received: 18-Aug-2020
Test Code: 2017-065		Date of Report: 27-Oct-2020
Purchase Order No: TPG		
Grower Name: SUSTAINABLE SOIL MANAG		

Analyte	Result	Units	Method Code	Analyte Testing Period
2 hour natural aggregate ^	1			20/08/2020 to 20/08/2020
2 hour remoulded aggregate ^	3			20/08/2020 to 20/08/2020
20 hour natural aggregate ^	1			20/08/2020 to 20/08/2020
20 hour remoulded aggregate ^	4			20/08/2020 to 20/08/2020
Available Potassium ^	260	mg/kg	04-026-ICP8	20/08/2020 to 24/08/2020
Calcium % of Cations	49	%	04-026-ICP8	24/08/2020 to 24/08/2020
Emerson Class ^	2			20/08/2020 to 20/08/2020
Grass Tetany Risk Index ^	0.080		04-026-ICP8	20/08/2020 to 24/08/2020
Magnesium % of Cations	41	%	04-026-ICP8	24/08/2020 to 24/08/2020
Potassium % of Cations	7.1	%	04-026-ICP8	24/08/2020 to 24/08/2020
Slaking ^	0			20/08/2020 to 20/08/2020
pH (1:5 CaCl2)	6.7		04-031-PH	19/08/2020 to 20/08/2020
Nitrate Nitrogen	8.3	mg/kg	04-063-FIA3	19/08/2020 to 21/08/2020
Ammonium Nitrogen	0.78	mg/kg	04-063-FIA3	19/08/2020 to 21/08/2020
Potassium (Amm-acet.)	0.67	cmol(+)/kg	04-026-ICP8	20/08/2020 to 24/08/2020
Calcium (Amm-acet.)	4.6	cmol(+)/kg	04-026-ICP8	20/08/2020 to 24/08/2020
Magnesium (Amm-acet.)	3.8	cmol(+)/kg	04-026-ICP8	20/08/2020 to 24/08/2020
Sodium (Amm-acet.)	0.23	cmol(+)/kg	04-026-ICP8	20/08/2020 to 24/08/2020
Aluminium (KCl)	9.7	mg/kg	04-027-ICP9	20/08/2020 to 24/08/2020
Aluminium (KCl)	0.11	cmol(+)/kg	04-027-ICP9	20/08/2020 to 24/08/2020
Cation Exchange Capacity (Amm-acet.)	9.48	cmol(+)/kg	04-026-ICP8	24/08/2020 to 24/08/2020
Sodium % of cations	2.5	%	04-026-ICP8	24/08/2020 to 24/08/2020
Aluminium % of Cations	1.1	%	04-026-ICP8	24/08/2020 to 24/08/2020
Calcium/Magnesium Ratio	1.2		04-026-ICP8	20/08/2020 to 24/08/2020
pH (1:5 Water)	7.8		04-031-PH	19/08/2020 to 20/08/2020
Electrical Conductivity (1:5 water)	0.04	dS/m	04-031-PH	19/08/2020 to 20/08/2020
Chloride	<10	mg/kg	04-063-FIA3	19/08/2020 to 21/08/2020

Nutrient Advantage Laboratory Services

Nutrient Advantage is a trademark of Incitec Pivot Limited
Incitec Pivot Limited - ABN 42 004 080 264
8 South Rd, Werribee Vic 3030
Toll-free: 1800 803 453 Fax: (61 3) 9974 0699
Enquiries: lab.feedback@incitecpivot.com.au

Disclaimer: This analysis report is prepared solely for the client listed above. To the extent permitted by law, Incitec Pivot Limited excludes all liability in connection with this report and, where liability cannot be excluded, limits its liability, at its election, to the re-supply of the analysis services or the cost of the re-supply of such services.

Report Number: 634978

Sample condition on receipt: Suitable for testing.

The results pertain only to the sample submitted.

This document shall not be reproduced except in full.

Analyses performed on soil dried at 40°C and ground to 2mm or less.

^ NATA accreditation does not cover the performance of this service.

Accredited for compliance with ISO/IEC 17025 - Testing.

This results of the tests, calibrations and/or measurements included in this document are traceable to Australian/International standards.

Nutrient Advantage Laboratory Services

Nutrient Advantage is a trademark of Incitec Pivot Limited

Incitec Pivot Limited - ABN 42 004 080 264

8 South Rd, Werribee Vic 3030

Toll-free: 1800 803 453 Fax: (61 3) 9974 0699

Enquiries: lab.feedback@incitecpivot.com.au

Disclaimer: This analysis report is prepared solely for the client listed above. To the extent permitted by law, Incitec Pivot Limited excludes all liability in connection with this report and, where liability cannot be excluded, limits its liability, at its election, to the re-supply of the analysis services or the cost of the re-supply of such services.

SOIL ANALYSIS REPORT

Report Number: 634979

Sustainable Soils Management P/L
PO Box 130
WARREN
NSW 2824



Report Authorised
Paul Kennelly
Laboratory Manager
NATA Accredited Laboratory
Number: 11958

Sample Number: 022071369	Paddock Name: MT02460100	Date Received: 18-Aug-2020
Test Code: 2017-065		Date of Report: 27-Oct-2020
Purchase Order No: TPG		
Grower Name: SUSTAINABLE SOIL MANAG		

Analyte	Result	Units	Method Code	Analyte Testing Period
2 hour natural aggregate ^	2			20/08/2020 to 20/08/2020
2 hour remoulded aggregate ^	4			20/08/2020 to 20/08/2020
20 hour natural aggregate ^	2			20/08/2020 to 20/08/2020
20 hour remoulded aggregate ^	4			20/08/2020 to 20/08/2020
Available Potassium ^	290	mg/kg	04-026-ICP8	20/08/2020 to 24/08/2020
Calcium % of Cations	37	%	04-026-ICP8	24/08/2020 to 24/08/2020
Emerson Class ^	2			20/08/2020 to 20/08/2020
Grass Tetany Risk Index ^	0.065		04-026-ICP8	20/08/2020 to 24/08/2020
Magnesium % of Cations	50	%	04-026-ICP8	24/08/2020 to 24/08/2020
Potassium % of Cations	5.7	%	04-026-ICP8	24/08/2020 to 24/08/2020
Slaking ^	0			20/08/2020 to 20/08/2020
pH (1:5 CaCl2)	7.2		04-031-PH	19/08/2020 to 20/08/2020
Nitrate Nitrogen	2.2	mg/kg	04-063-FIA3	19/08/2020 to 21/08/2020
Ammonium Nitrogen	<0.60	mg/kg	04-063-FIA3	19/08/2020 to 21/08/2020
Potassium (Amm-acet.)	0.75	cmol(+)/kg	04-026-ICP8	20/08/2020 to 24/08/2020
Calcium (Amm-acet.)	4.9	cmol(+)/kg	04-026-ICP8	20/08/2020 to 24/08/2020
Magnesium (Amm-acet.)	6.6	cmol(+)/kg	04-026-ICP8	20/08/2020 to 24/08/2020
Sodium (Amm-acet.)	0.76	cmol(+)/kg	04-026-ICP8	20/08/2020 to 24/08/2020
Aluminium (KCl)	11	mg/kg	04-027-ICP9	20/08/2020 to 24/08/2020
Aluminium (KCl)	0.12	cmol(+)/kg	04-027-ICP9	20/08/2020 to 24/08/2020
Cation Exchange Capacity (Amm-acet.)	13.2	cmol(+)/kg	04-026-ICP8	24/08/2020 to 24/08/2020
Sodium % of cations	5.8	%	04-026-ICP8	24/08/2020 to 24/08/2020
Aluminium % of Cations	0.93	%	04-026-ICP8	24/08/2020 to 24/08/2020
Calcium/Magnesium Ratio	0.74		04-026-ICP8	20/08/2020 to 24/08/2020
pH (1:5 Water)	8.5		04-031-PH	19/08/2020 to 20/08/2020
Electrical Conductivity (1:5 water)	0.05	dS/m	04-031-PH	19/08/2020 to 20/08/2020
Chloride	<10	mg/kg	04-063-FIA3	19/08/2020 to 21/08/2020

Nutrient Advantage Laboratory Services

Nutrient Advantage is a trademark of Incitec Pivot Limited
Incitec Pivot Limited - ABN 42 004 080 264
8 South Rd, Werribee Vic 3030
Toll-free: 1800 803 453 Fax: (61 3) 9974 0699
Enquiries: lab.feedback@incitecpivot.com.au

Disclaimer: This analysis report is prepared solely for the client listed above. To the extent permitted by law, Incitec Pivot Limited excludes all liability in connection with this report and, where liability cannot be excluded, limits its liability, at its election, to the re-supply of the analysis services or the cost of the re-supply of such services.

Report Number: 634979

Sample condition on receipt: Suitable for testing.

The results pertain only to the sample submitted.

This document shall not be reproduced except in full.

Analyses performed on soil dried at 40°C and ground to 2mm or less.

^ NATA accreditation does not cover the performance of this service.

Accredited for compliance with ISO/IEC 17025 - Testing.

This results of the tests, calibrations and/or measurements included in this document are traceable to Australian/International standards.

Nutrient Advantage Laboratory Services

Nutrient Advantage is a trademark of Incitec Pivot Limited

Incitec Pivot Limited - ABN 42 004 080 264

8 South Rd, Werribee Vic 3030

Toll-free: 1800 803 453 Fax: (61 3) 9974 0699

Enquiries: lab.feedback@incitecpivot.com.au

Disclaimer: This analysis report is prepared solely for the client listed above. To the extent permitted by law, Incitec Pivot Limited excludes all liability in connection with this report and, where liability cannot be excluded, limits its liability, at its election, to the re-supply of the analysis services or the cost of the re-supply of such services.

SOIL ANALYSIS REPORT

Report Number: 634980

Sustainable Soils Management P/L
PO Box 130
WARREN
NSW 2824



Report Authorised
Paul Kennelly
Laboratory Manager
NATA Accredited Laboratory
Number: 11958

Sample Number: 022071368	Paddock Name: MT02505	Date Received: 18-Aug-2020
Test Code: 2017-083		Date of Report: 27-Oct-2020
Purchase Order No: TPG		
Grower Name: SUSTAINABLE SOIL MANAG		

Analyte	Result	Units	Method Code	Analyte Testing Period
2 hour natural aggregate ^	1			20/08/2020 to 20/08/2020
2 hour remoulded aggregate ^	2			20/08/2020 to 20/08/2020
20 hour natural aggregate ^	1			20/08/2020 to 20/08/2020
20 hour remoulded aggregate ^	2			20/08/2020 to 20/08/2020
Available Potassium ^	370	mg/kg	04-026-ICP8	20/08/2020 to 24/08/2020
Calcium % of Cations	64	%	04-026-ICP8	24/08/2020 to 24/08/2020
Emerson Class ^	8			20/08/2020 to 20/08/2020
Grass Tetany Risk Index ^	0.22		04-026-ICP8	20/08/2020 to 24/08/2020
Magnesium % of Cations	17	%	04-026-ICP8	24/08/2020 to 24/08/2020
Organic Matter (W&B * 1.72) ^	1.6	%	04-054-WCALC	25/08/2020 to 25/08/2020
Potassium % of Cations	18	%	04-026-ICP8	24/08/2020 to 24/08/2020
Slaking ^	1			20/08/2020 to 20/08/2020
Soil Colour	Brown		04-042-PHYS	24/08/2020 to 24/08/2020
Soil Texture	Clay Loam		04-042-PHYS	24/08/2020 to 24/08/2020
pH (1:5 CaCl2)	5.2		04-031-PH	19/08/2020 to 20/08/2020
Electrical Conductivity (Sat. Ext.) ^	0.5	dS/m	04-054-WCALC	24/08/2020 to 24/08/2020
Organic Carbon (W&B)	0.94	%	04-018-UV1	19/08/2020 to 25/08/2020
Nitrate Nitrogen	17	mg/kg	04-063-FIA3	19/08/2020 to 21/08/2020
Ammonium Nitrogen	1.5	mg/kg	04-063-FIA3	19/08/2020 to 21/08/2020
Sulphur (KCl40)	1.9	mg/kg	04-021-ICP2	24/08/2020 to 25/08/2020
Phosphorus (Colwell)	22	mg/kg	04-013-COL_P	19/08/2020 to 21/08/2020
Phosphorus Buffer Index (PBI-Col)	27		04-020-ICP17	21/08/2020 to 21/08/2020
Potassium (Amm-acet.)	0.95	cmol(+)/kg	04-026-ICP8	20/08/2020 to 24/08/2020
Calcium (Amm-acet.)	3.4	cmol(+)/kg	04-026-ICP8	20/08/2020 to 24/08/2020
Magnesium (Amm-acet.)	0.91	cmol(+)/kg	04-026-ICP8	20/08/2020 to 24/08/2020
Sodium (Amm-acet.)	0.035	cmol(+)/kg	04-026-ICP8	20/08/2020 to 24/08/2020
Aluminium (KCl)	<9.0	mg/kg	04-027-ICP9	20/08/2020 to 24/08/2020
Aluminium (KCl)	<0.10	cmol(+)/kg	04-027-ICP9	20/08/2020 to 24/08/2020
Cation Exchange Capacity (Amm-acet.)	5.29	cmol(+)/kg	04-026-ICP8	24/08/2020 to 24/08/2020
Sodium % of cations	0.65	%	04-026-ICP8	24/08/2020 to 24/08/2020

Nutrient Advantage Laboratory Services

Nutrient Advantage is a trademark of Incitec Pivot Limited
Incitec Pivot Limited - ABN 42 004 080 264
8 South Rd, Werribee Vic 3030
Toll-free: 1800 803 453 Fax: (61 3) 9974 0699
Enquiries: lab.feedback@incitecpivot.com.au

Disclaimer: This analysis report is prepared solely for the client listed above. To the extent permitted by law, Incitec Pivot Limited excludes all liability in connection with this report and, where liability cannot be excluded, limits its liability, at its election, to the re-supply of the analysis services or the cost of the re-supply of such services.

SOIL ANALYSIS REPORT

Report Number: 634980

Sample Number: 022071368	Paddock Name: MT02505	Date Received: 18-Aug-2020
Test Code: 2017-083		Date of Report: 27-Oct-2020
Purchase Order No: TPG		
Grower Name: SUSTAINABLE SOIL MANAG		

Analyte	Result	Units	Method Code	Analyte Testing Period
Aluminium % of Cations	<1	%	04-026-ICP8	24/08/2020 to 24/08/2020
Calcium/Magnesium Ratio	3.7		04-026-ICP8	20/08/2020 to 24/08/2020
pH (1:5 Water)	6.3		04-031-PH	19/08/2020 to 20/08/2020
Electrical Conductivity (1:5 water)	0.06	dS/m	04-031-PH	19/08/2020 to 20/08/2020
Chloride	<10	mg/kg	04-063-FIA3	19/08/2020 to 21/08/2020
Copper (DTPA)	0.59	mg/kg	04-024-ICP6	21/08/2020 to 24/08/2020
Zinc (DTPA)	0.57	mg/kg	04-024-ICP6	21/08/2020 to 24/08/2020
Manganese (DTPA)	25	mg/kg	04-024-ICP6	21/08/2020 to 24/08/2020
Iron (DTPA)	40	mg/kg	04-024-ICP6	21/08/2020 to 24/08/2020
Boron (Hot CaCl ₂)	0.51	mg/kg	04-025-ICP7	20/08/2020 to 24/08/2020
Molybdenum (Hot CaCl ₂) ^	<0.010	mg/kg	04-083-ICP27	20/08/2020 to 21/08/2020
Phosphorus Environmental Risk Index ^	0.81		04-020-ICP17	21/08/2020 to 21/08/2020

Sample condition on receipt: Suitable for testing.

The results pertain only to the sample submitted.

This document shall not be reproduced except in full.

Analyses performed on soil dried at 40°C and ground to 2mm or less.

^ NATA accreditation does not cover the performance of this service.

Accredited for compliance with ISO/IEC 17025 - Testing.

This results of the tests, calibrations and/or measurements included in this document are traceable to Australian/International standards.

Nutrient Advantage Laboratory Services

Nutrient Advantage is a trademark of Incitec Pivot Limited
Incitec Pivot Limited - ABN 42 004 080 264
8 South Rd, Werribee Vic 3030
Toll-free: 1800 803 453 Fax: (61 3) 9974 0699
Enquiries: lab.feedback@incitecpivot.com.au

Disclaimer: This analysis report is prepared solely for the client listed above. To the extent permitted by law, Incitec Pivot Limited excludes all liability in connection with this report and, where liability cannot be excluded, limits its liability, at its election, to the re-supply of the analysis services or the cost of the re-supply of such services.

SOIL ANALYSIS REPORT

Report Number: 634981

Sustainable Soils Management P/L
PO Box 130
WARREN
NSW 2824



Report Authorised
Paul Kennelly
Laboratory Manager
NATA Accredited Laboratory
Number: 11958

Sample Number: 022071367	Paddock Name: MT025515	Date Received: 18-Aug-2020
Test Code: 2017-083		Date of Report: 27-Oct-2020
Purchase Order No: TPG		
Grower Name: SUSTAINABLE SOIL MANAG		

Analyte	Result	Units	Method Code	Analyte Testing Period
2 hour natural aggregate ^	1			20/08/2020 to 20/08/2020
2 hour remoulded aggregate ^	3			20/08/2020 to 20/08/2020
20 hour natural aggregate ^	1			20/08/2020 to 20/08/2020
20 hour remoulded aggregate ^	3			20/08/2020 to 20/08/2020
Available Potassium ^	410	mg/kg	04-026-ICP8	20/08/2020 to 24/08/2020
Calcium % of Cations	62	%	04-026-ICP8	24/08/2020 to 24/08/2020
Emerson Class ^	2			20/08/2020 to 20/08/2020
Grass Tetany Risk Index ^	0.24		04-026-ICP8	20/08/2020 to 24/08/2020
Magnesium % of Cations	17	%	04-026-ICP8	24/08/2020 to 24/08/2020
Organic Matter (W&B * 1.72) ^	1.1	%	04-054-WCALC	25/08/2020 to 25/08/2020
Potassium % of Cations	20	%	04-026-ICP8	24/08/2020 to 24/08/2020
Slaking ^	0			20/08/2020 to 20/08/2020
Soil Colour	Brown		04-042-PHYS	24/08/2020 to 24/08/2020
Soil Texture	Clay		04-042-PHYS	24/08/2020 to 24/08/2020
pH (1:5 CaCl2)	5.1		04-031-PH	19/08/2020 to 20/08/2020
Electrical Conductivity (Sat. Ext.) ^	0.2	dS/m	04-054-WCALC	24/08/2020 to 24/08/2020
Organic Carbon (W&B)	0.65	%	04-018-UV1	19/08/2020 to 25/08/2020
Nitrate Nitrogen	3.7	mg/kg	04-063-FIA3	19/08/2020 to 21/08/2020
Ammonium Nitrogen	1.2	mg/kg	04-063-FIA3	19/08/2020 to 21/08/2020
Sulphur (KCl40)	1.1	mg/kg	04-021-ICP2	24/08/2020 to 25/08/2020
Phosphorus (Colwell)	14	mg/kg	04-013-COL_P	19/08/2020 to 21/08/2020
Phosphorus Buffer Index (PBI-Col)	32		04-020-ICP17	21/08/2020 to 21/08/2020
Potassium (Amm-acet.)	1.0	cmol(+)/kg	04-026-ICP8	20/08/2020 to 24/08/2020
Calcium (Amm-acet.)	3.3	cmol(+)/kg	04-026-ICP8	20/08/2020 to 24/08/2020
Magnesium (Amm-acet.)	0.92	cmol(+)/kg	04-026-ICP8	20/08/2020 to 24/08/2020
Sodium (Amm-acet.)	0.037	cmol(+)/kg	04-026-ICP8	20/08/2020 to 24/08/2020
Aluminium (KCl)	<9.0	mg/kg	04-027-ICP9	20/08/2020 to 24/08/2020
Aluminium (KCl)	<0.10	cmol(+)/kg	04-027-ICP9	20/08/2020 to 24/08/2020
Cation Exchange Capacity (Amm-acet.)	5.28	cmol(+)/kg	04-026-ICP8	24/08/2020 to 24/08/2020
Sodium % of cations	0.71	%	04-026-ICP8	24/08/2020 to 24/08/2020

Nutrient Advantage Laboratory Services

Nutrient Advantage is a trademark of Incitec Pivot Limited
Incitec Pivot Limited - ABN 42 004 080 264
8 South Rd, Werribee Vic 3030
Toll-free: 1800 803 453 Fax: (61 3) 9974 0699
Enquiries: lab.feedback@incitecpivot.com.au

Disclaimer: This analysis report is prepared solely for the client listed above. To the extent permitted by law, Incitec Pivot Limited excludes all liability in connection with this report and, where liability cannot be excluded, limits its liability, at its election, to the re-supply of the analysis services or the cost of the re-supply of such services.

SOIL ANALYSIS REPORT

Report Number: 634981

Sample Number: 022071367	Paddock Name: MT025515	Date Received: 18-Aug-2020
Test Code: 2017-083		Date of Report: 27-Oct-2020
Purchase Order No: TPG		
Grower Name: SUSTAINABLE SOIL MANAG		

Analyte	Result	Units	Method Code	Analyte Testing Period
Aluminium % of Cations	<1	%	04-026-ICP8	24/08/2020 to 24/08/2020
Calcium/Magnesium Ratio	3.6		04-026-ICP8	20/08/2020 to 24/08/2020
pH (1:5 Water)	6.5		04-031-PH	19/08/2020 to 20/08/2020
Electrical Conductivity (1:5 water)	0.03	dS/m	04-031-PH	19/08/2020 to 20/08/2020
Chloride	<10	mg/kg	04-063-FIA3	19/08/2020 to 21/08/2020
Copper (DTPA)	0.66	mg/kg	04-024-ICP6	21/08/2020 to 24/08/2020
Zinc (DTPA)	0.16	mg/kg	04-024-ICP6	21/08/2020 to 24/08/2020
Manganese (DTPA)	28	mg/kg	04-024-ICP6	21/08/2020 to 24/08/2020
Iron (DTPA)	28	mg/kg	04-024-ICP6	21/08/2020 to 24/08/2020
Boron (Hot CaCl ₂)	0.54	mg/kg	04-025-ICP7	20/08/2020 to 24/08/2020
Molybdenum (Hot CaCl ₂) ^	<0.010	mg/kg	04-083-ICP27	20/08/2020 to 21/08/2020
Phosphorus Environmental Risk Index ^	0.44		04-020-ICP17	21/08/2020 to 21/08/2020

Sample condition on receipt: Suitable for testing.

The results pertain only to the sample submitted.

This document shall not be reproduced except in full.

Analyses performed on soil dried at 40°C and ground to 2mm or less.

^ NATA accreditation does not cover the performance of this service.

Accredited for compliance with ISO/IEC 17025 - Testing.

This results of the tests, calibrations and/or measurements included in this document are traceable to Australian/International standards.

Nutrient Advantage Laboratory Services

Nutrient Advantage is a trademark of Incitec Pivot Limited
Incitec Pivot Limited - ABN 42 004 080 264
8 South Rd, Werribee Vic 3030
Toll-free: 1800 803 453 Fax: (61 3) 9974 0699
Enquiries: lab.feedback@incitecpivot.com.au

Disclaimer: This analysis report is prepared solely for the client listed above. To the extent permitted by law, Incitec Pivot Limited excludes all liability in connection with this report and, where liability cannot be excluded, limits its liability, at its election, to the re-supply of the analysis services or the cost of the re-supply of such services.

SOIL ANALYSIS REPORT

Report Number: 634982

Sustainable Soils Management P/L
PO Box 130
WARREN
NSW 2824



Report Authorised
Paul Kennelly
Laboratory Manager
NATA Accredited Laboratory
Number: 11958

Sample Number: 022071366	Paddock Name: MT0251530	Date Received: 18-Aug-2020
Test Code: 2017-065		Date of Report: 27-Oct-2020
Purchase Order No: TPG		
Grower Name: SUSTAINABLE SOIL MANAG		

Analyte	Result	Units	Method Code	Analyte Testing Period
2 hour natural aggregate ^	3			20/08/2020 to 20/08/2020
2 hour remoulded aggregate ^	4			20/08/2020 to 20/08/2020
20 hour natural aggregate ^	3			20/08/2020 to 20/08/2020
20 hour remoulded aggregate ^	4			20/08/2020 to 20/08/2020
Available Potassium ^	240	mg/kg	04-026-ICP8	20/08/2020 to 24/08/2020
Calcium % of Cations	48	%	04-026-ICP8	24/08/2020 to 24/08/2020
Emerson Class ^	8			20/08/2020 to 20/08/2020
Grass Tetany Risk Index ^	0.071		04-026-ICP8	20/08/2020 to 24/08/2020
Magnesium % of Cations	37	%	04-026-ICP8	24/08/2020 to 24/08/2020
Potassium % of Cations	6.0	%	04-026-ICP8	24/08/2020 to 24/08/2020
Slaking ^	1			20/08/2020 to 20/08/2020
pH (1:5 CaCl2)	6.3		04-031-PH	19/08/2020 to 20/08/2020
Nitrate Nitrogen	3.5	mg/kg	04-063-FIA3	19/08/2020 to 21/08/2020
Ammonium Nitrogen	0.78	mg/kg	04-063-FIA3	19/08/2020 to 21/08/2020
Potassium (Amm-acet.)	0.60	cmol(+)/kg	04-026-ICP8	20/08/2020 to 24/08/2020
Calcium (Amm-acet.)	4.8	cmol(+)/kg	04-026-ICP8	20/08/2020 to 24/08/2020
Magnesium (Amm-acet.)	3.7	cmol(+)/kg	04-026-ICP8	20/08/2020 to 24/08/2020
Sodium (Amm-acet.)	0.97	cmol(+)/kg	04-026-ICP8	20/08/2020 to 24/08/2020
Aluminium (KCl)	<9.0	mg/kg	04-027-ICP9	20/08/2020 to 24/08/2020
Aluminium (KCl)	<0.10	cmol(+)/kg	04-027-ICP9	20/08/2020 to 24/08/2020
Cation Exchange Capacity (Amm-acet.)	10.0	cmol(+)/kg	04-026-ICP8	24/08/2020 to 24/08/2020
Sodium % of cations	9.7	%	04-026-ICP8	24/08/2020 to 24/08/2020
Aluminium % of Cations	<1	%	04-026-ICP8	24/08/2020 to 24/08/2020
Calcium/Magnesium Ratio	1.3		04-026-ICP8	20/08/2020 to 24/08/2020
pH (1:5 Water)	7.9		04-031-PH	19/08/2020 to 20/08/2020
Electrical Conductivity (1:5 water)	0.05	dS/m	04-031-PH	19/08/2020 to 20/08/2020
Chloride	<10	mg/kg	04-063-FIA3	19/08/2020 to 21/08/2020

Nutrient Advantage Laboratory Services

Nutrient Advantage is a trademark of Incitec Pivot Limited
Incitec Pivot Limited - ABN 42 004 080 264
8 South Rd, Werribee Vic 3030
Toll-free: 1800 803 453 Fax: (61 3) 9974 0699
Enquiries: lab.feedback@incitecpivot.com.au

Disclaimer: This analysis report is prepared solely for the client listed above. To the extent permitted by law, Incitec Pivot Limited excludes all liability in connection with this report and, where liability cannot be excluded, limits its liability, at its election, to the re-supply of the analysis services or the cost of the re-supply of such services.

Report Number: 634982

Sample condition on receipt: Suitable for testing.

The results pertain only to the sample submitted.

This document shall not be reproduced except in full.

Analyses performed on soil dried at 40°C and ground to 2mm or less.

^ NATA accreditation does not cover the performance of this service.

Accredited for compliance with ISO/IEC 17025 - Testing.

This results of the tests, calibrations and/or measurements included in this document are traceable to Australian/International standards.

Nutrient Advantage Laboratory Services

Nutrient Advantage is a trademark of Incitec Pivot Limited

Incitec Pivot Limited - ABN 42 004 080 264

8 South Rd, Werribee Vic 3030

Toll-free: 1800 803 453 Fax: (61 3) 9974 0699

Enquiries: lab.feedback@incitecpivot.com.au

Disclaimer: This analysis report is prepared solely for the client listed above. To the extent permitted by law, Incitec Pivot Limited excludes all liability in connection with this report and, where liability cannot be excluded, limits its liability, at its election, to the re-supply of the analysis services or the cost of the re-supply of such services.

SOIL ANALYSIS REPORT

Report Number: 634983

Sustainable Soils Management P/L
PO Box 130
WARREN
NSW 2824



Report Authorised
Paul Kennelly
Laboratory Manager
NATA Accredited Laboratory
Number: 11958

Sample Number: 022071365	Paddock Name: MT0253060	Date Received: 18-Aug-2020
Test Code: 2017-065		Date of Report: 27-Oct-2020
Purchase Order No: TPG		
Grower Name: SUSTAINABLE SOIL MANAG		

Analyte	Result	Units	Method Code	Analyte Testing Period
2 hour natural aggregate ^	3			20/08/2020 to 20/08/2020
2 hour remoulded aggregate ^	4			20/08/2020 to 20/08/2020
20 hour natural aggregate ^	3			20/08/2020 to 20/08/2020
20 hour remoulded aggregate ^	4			20/08/2020 to 20/08/2020
Available Potassium ^	250	mg/kg	04-026-ICP8	20/08/2020 to 24/08/2020
Calcium % of Cations	34	%	04-026-ICP8	24/08/2020 to 24/08/2020
Emerson Class ^	8			20/08/2020 to 20/08/2020
Grass Tetany Risk Index ^	0.042		04-026-ICP8	20/08/2020 to 24/08/2020
Magnesium % of Cations	45	%	04-026-ICP8	24/08/2020 to 24/08/2020
Potassium % of Cations	3.4	%	04-026-ICP8	24/08/2020 to 24/08/2020
Slaking ^	1			20/08/2020 to 20/08/2020
pH (1:5 CaCl2)	7.8		04-031-PH	19/08/2020 to 20/08/2020
Nitrate Nitrogen	3.5	mg/kg	04-063-FIA3	19/08/2020 to 21/08/2020
Ammonium Nitrogen	0.85	mg/kg	04-063-FIA3	19/08/2020 to 21/08/2020
Potassium (Amm-acet.)	0.65	cmol(+)/kg	04-026-ICP8	20/08/2020 to 24/08/2020
Calcium (Amm-acet.)	6.6	cmol(+)/kg	04-026-ICP8	20/08/2020 to 24/08/2020
Magnesium (Amm-acet.)	8.7	cmol(+)/kg	04-026-ICP8	20/08/2020 to 24/08/2020
Sodium (Amm-acet.)	3.3	cmol(+)/kg	04-026-ICP8	20/08/2020 to 24/08/2020
Aluminium (KCl)	<9.0	mg/kg	04-027-ICP9	20/08/2020 to 24/08/2020
Aluminium (KCl)	<0.10	cmol(+)/kg	04-027-ICP9	20/08/2020 to 24/08/2020
Cation Exchange Capacity (Amm-acet.)	19.2	cmol(+)/kg	04-026-ICP8	24/08/2020 to 24/08/2020
Sodium % of cations	17	%	04-026-ICP8	24/08/2020 to 24/08/2020
Aluminium % of Cations	<1	%	04-026-ICP8	24/08/2020 to 24/08/2020
Calcium/Magnesium Ratio	0.76		04-026-ICP8	20/08/2020 to 24/08/2020
pH (1:5 Water)	9.1		04-031-PH	19/08/2020 to 20/08/2020
Electrical Conductivity (1:5 water)	0.14	dS/m	04-031-PH	19/08/2020 to 20/08/2020
Chloride	11	mg/kg	04-063-FIA3	19/08/2020 to 21/08/2020

Nutrient Advantage Laboratory Services

Nutrient Advantage is a trademark of Incitec Pivot Limited
Incitec Pivot Limited - ABN 42 004 080 264
8 South Rd, Werribee Vic 3030
Toll-free: 1800 803 453 Fax: (61 3) 9974 0699
Enquiries: lab.feedback@incitecpivot.com.au

Disclaimer: This analysis report is prepared solely for the client listed above. To the extent permitted by law, Incitec Pivot Limited excludes all liability in connection with this report and, where liability cannot be excluded, limits its liability, at its election, to the re-supply of the analysis services or the cost of the re-supply of such services.

Report Number: 634983

Sample condition on receipt: Suitable for testing.

The results pertain only to the sample submitted.

This document shall not be reproduced except in full.

Analyses performed on soil dried at 40°C and ground to 2mm or less.

^ NATA accreditation does not cover the performance of this service.

Accredited for compliance with ISO/IEC 17025 - Testing.

This results of the tests, calibrations and/or measurements included in this document are traceable to Australian/International standards.

Nutrient Advantage Laboratory Services

Nutrient Advantage is a trademark of Incitec Pivot Limited

Incitec Pivot Limited - ABN 42 004 080 264

8 South Rd, Werribee Vic 3030

Toll-free: 1800 803 453 Fax: (61 3) 9974 0699

Enquiries: lab.feedback@incitecpivot.com.au

Disclaimer: This analysis report is prepared solely for the client listed above. To the extent permitted by law, Incitec Pivot Limited excludes all liability in connection with this report and, where liability cannot be excluded, limits its liability, at its election, to the re-supply of the analysis services or the cost of the re-supply of such services.

SOIL ANALYSIS REPORT

Report Number: 634984

Sustainable Soils Management P/L
PO Box 130
WARREN
NSW 2824



Report Authorised
Paul Kennelly
Laboratory Manager
NATA Accredited Laboratory
Number: 11958

Sample Number: 022071364	Paddock Name: MT02560100	Date Received: 18-Aug-2020
Test Code: 2017-065		Date of Report: 27-Oct-2020
Purchase Order No: TPG		
Grower Name: SUSTAINABLE SOIL MANAG		

Analyte	Result	Units	Method Code	Analyte Testing Period
2 hour natural aggregate ^	3			20/08/2020 to 20/08/2020
2 hour remoulded aggregate ^	3			20/08/2020 to 20/08/2020
20 hour natural aggregate ^	3			20/08/2020 to 20/08/2020
20 hour remoulded aggregate ^	4			20/08/2020 to 20/08/2020
Available Potassium ^	240	mg/kg	04-026-ICP8	20/08/2020 to 24/08/2020
Calcium % of Cations	25	%	04-026-ICP8	24/08/2020 to 24/08/2020
Emerson Class ^	2			20/08/2020 to 20/08/2020
Grass Tetany Risk Index ^	0.045		04-026-ICP8	20/08/2020 to 24/08/2020
Magnesium % of Cations	47	%	04-026-ICP8	24/08/2020 to 24/08/2020
Potassium % of Cations	3.2	%	04-026-ICP8	24/08/2020 to 24/08/2020
Slaking ^	0			20/08/2020 to 20/08/2020
pH (1:5 CaCl2)	8.5		04-031-PH	19/08/2020 to 20/08/2020
Nitrate Nitrogen	3.4	mg/kg	04-063-FIA3	19/08/2020 to 21/08/2020
Ammonium Nitrogen	1.2	mg/kg	04-063-FIA3	19/08/2020 to 21/08/2020
Potassium (Amm-acet.)	0.61	cmol(+)/kg	04-026-ICP8	20/08/2020 to 24/08/2020
Calcium (Amm-acet.)	4.7	cmol(+)/kg	04-026-ICP8	20/08/2020 to 24/08/2020
Magnesium (Amm-acet.)	8.8	cmol(+)/kg	04-026-ICP8	20/08/2020 to 24/08/2020
Sodium (Amm-acet.)	4.7	cmol(+)/kg	04-026-ICP8	20/08/2020 to 24/08/2020
Aluminium (KCl)	<9.0	mg/kg	04-027-ICP9	20/08/2020 to 24/08/2020
Aluminium (KCl)	<0.10	cmol(+)/kg	04-027-ICP9	20/08/2020 to 24/08/2020
Cation Exchange Capacity (Amm-acet.)	18.9	cmol(+)/kg	04-026-ICP8	24/08/2020 to 24/08/2020
Sodium % of cations	25	%	04-026-ICP8	24/08/2020 to 24/08/2020
Aluminium % of Cations	<1	%	04-026-ICP8	24/08/2020 to 24/08/2020
Calcium/Magnesium Ratio	0.53		04-026-ICP8	20/08/2020 to 24/08/2020
pH (1:5 Water)	9.6		04-031-PH	19/08/2020 to 20/08/2020
Electrical Conductivity (1:5 water)	0.25	dS/m	04-031-PH	19/08/2020 to 20/08/2020
Chloride	<10	mg/kg	04-063-FIA3	19/08/2020 to 21/08/2020

Nutrient Advantage Laboratory Services

Nutrient Advantage is a trademark of Incitec Pivot Limited
Incitec Pivot Limited - ABN 42 004 080 264
8 South Rd, Werribee Vic 3030
Toll-free: 1800 803 453 Fax: (61 3) 9974 0699
Enquiries: lab.feedback@incitecpivot.com.au

Disclaimer: This analysis report is prepared solely for the client listed above. To the extent permitted by law, Incitec Pivot Limited excludes all liability in connection with this report and, where liability cannot be excluded, limits its liability, at its election, to the re-supply of the analysis services or the cost of the re-supply of such services.

Report Number: 634984

Sample condition on receipt: Suitable for testing.

The results pertain only to the sample submitted.

This document shall not be reproduced except in full.

Analyses performed on soil dried at 40°C and ground to 2mm or less.

^ NATA accreditation does not cover the performance of this service.

Accredited for compliance with ISO/IEC 17025 - Testing.

This results of the tests, calibrations and/or measurements included in this document are traceable to Australian/International standards.

Nutrient Advantage Laboratory Services

Nutrient Advantage is a trademark of Incitec Pivot Limited

Incitec Pivot Limited - ABN 42 004 080 264

8 South Rd, Werribee Vic 3030

Toll-free: 1800 803 453 Fax: (61 3) 9974 0699

Enquiries: lab.feedback@incitecpivot.com.au

Disclaimer: This analysis report is prepared solely for the client listed above. To the extent permitted by law, Incitec Pivot Limited excludes all liability in connection with this report and, where liability cannot be excluded, limits its liability, at its election, to the re-supply of the analysis services or the cost of the re-supply of such services.

SOIL ANALYSIS REPORT

Report Number: 634985

Sustainable Soils Management P/L
PO Box 130
WARREN
NSW 2824



Report Authorised
Paul Kennelly
Laboratory Manager
NATA Accredited Laboratory
Number: 11958

Sample Number: 022071363	Paddock Name: MT02605	Date Received: 18-Aug-2020
Test Code: 2017-083		Date of Report: 27-Oct-2020
Purchase Order No: TPG		
Grower Name: SUSTAINABLE SOIL MANAG		

Analyte	Result	Units	Method Code	Analyte Testing Period
2 hour natural aggregate ^	1			20/08/2020 to 20/08/2020
2 hour remoulded aggregate ^	3			20/08/2020 to 20/08/2020
20 hour natural aggregate ^	1			20/08/2020 to 20/08/2020
20 hour remoulded aggregate ^	3			20/08/2020 to 20/08/2020
Available Potassium ^	340	mg/kg	04-026-ICP8	20/08/2020 to 24/08/2020
Calcium % of Cations	54	%	04-026-ICP8	24/08/2020 to 24/08/2020
Emerson Class ^	2			20/08/2020 to 20/08/2020
Grass Tetany Risk Index ^	0.32		04-026-ICP8	20/08/2020 to 24/08/2020
Magnesium % of Cations	17	%	04-026-ICP8	24/08/2020 to 24/08/2020
Organic Matter (W&B * 1.72) ^	1.5	%	04-054-WCALC	25/08/2020 to 25/08/2020
Potassium % of Cations	22	%	04-026-ICP8	24/08/2020 to 24/08/2020
Slaking ^	0			20/08/2020 to 20/08/2020
Soil Colour	Brown		04-042-PHYS	24/08/2020 to 24/08/2020
Soil Texture	Clay Loam		04-042-PHYS	24/08/2020 to 24/08/2020
pH (1:5 CaCl2)	4.4		04-031-PH	19/08/2020 to 20/08/2020
Electrical Conductivity (Sat. Ext.) ^	0.3	dS/m	04-054-WCALC	24/08/2020 to 24/08/2020
Organic Carbon (W&B)	0.86	%	04-018-UV1	19/08/2020 to 25/08/2020
Nitrate Nitrogen	8.7	mg/kg	04-063-FIA3	19/08/2020 to 21/08/2020
Ammonium Nitrogen	0.84	mg/kg	04-063-FIA3	19/08/2020 to 21/08/2020
Sulphur (KCl40)	1.6	mg/kg	04-021-ICP2	24/08/2020 to 25/08/2020
Phosphorus (Colwell)	33	mg/kg	04-013-COL_P	19/08/2020 to 21/08/2020
Phosphorus Buffer Index (PBI-Col)	39		04-020-ICP17	21/08/2020 to 21/08/2020
Potassium (Amm-acet.)	0.88	cmol(+)/kg	04-026-ICP8	20/08/2020 to 24/08/2020
Calcium (Amm-acet.)	2.1	cmol(+)/kg	04-026-ICP8	20/08/2020 to 24/08/2020
Magnesium (Amm-acet.)	0.66	cmol(+)/kg	04-026-ICP8	20/08/2020 to 24/08/2020
Sodium (Amm-acet.)	0.031	cmol(+)/kg	04-026-ICP8	20/08/2020 to 24/08/2020
Aluminium (KCl)	21	mg/kg	04-027-ICP9	20/08/2020 to 24/08/2020
Aluminium (KCl)	0.24	cmol(+)/kg	04-027-ICP9	20/08/2020 to 24/08/2020
Cation Exchange Capacity (Amm-acet.)	3.95	cmol(+)/kg	04-026-ICP8	24/08/2020 to 24/08/2020
Sodium % of cations	0.77	%	04-026-ICP8	24/08/2020 to 24/08/2020

Nutrient Advantage Laboratory Services

Nutrient Advantage is a trademark of Incitec Pivot Limited
Incitec Pivot Limited - ABN 42 004 080 264
8 South Rd, Werribee Vic 3030
Toll-free: 1800 803 453 Fax: (61 3) 9974 0699
Enquiries: lab.feedback@incitecpivot.com.au

Disclaimer: This analysis report is prepared solely for the client listed above. To the extent permitted by law, Incitec Pivot Limited excludes all liability in connection with this report and, where liability cannot be excluded, limits its liability, at its election, to the re-supply of the analysis services or the cost of the re-supply of such services.

SOIL ANALYSIS REPORT

Report Number: 634985

Sample Number: 022071363	Paddock Name: MT02605	Date Received: 18-Aug-2020
Test Code: 2017-083		Date of Report: 27-Oct-2020
Purchase Order No: TPG		
Grower Name: SUSTAINABLE SOIL MANAG		

Analyte	Result	Units	Method Code	Analyte Testing Period
Aluminium % of Cations	6.0	%	04-026-ICP8	24/08/2020 to 24/08/2020
Calcium/Magnesium Ratio	3.2		04-026-ICP8	20/08/2020 to 24/08/2020
pH (1:5 Water)	5.6		04-031-PH	19/08/2020 to 20/08/2020
Electrical Conductivity (1:5 water)	0.04	dS/m	04-031-PH	19/08/2020 to 20/08/2020
Chloride	<10	mg/kg	04-063-FIA3	19/08/2020 to 21/08/2020
Copper (DTPA)	0.56	mg/kg	04-024-ICP6	21/08/2020 to 24/08/2020
Zinc (DTPA)	0.24	mg/kg	04-024-ICP6	21/08/2020 to 24/08/2020
Manganese (DTPA)	40	mg/kg	04-024-ICP6	21/08/2020 to 24/08/2020
Iron (DTPA)	100	mg/kg	04-024-ICP6	21/08/2020 to 24/08/2020
Boron (Hot CaCl ₂)	0.51	mg/kg	04-025-ICP7	20/08/2020 to 24/08/2020
Molybdenum (Hot CaCl ₂) ^	<0.010	mg/kg	04-083-ICP27	20/08/2020 to 21/08/2020
Phosphorus Environmental Risk Index ^	0.85		04-020-ICP17	21/08/2020 to 21/08/2020

Sample condition on receipt: Suitable for testing.

The results pertain only to the sample submitted.

This document shall not be reproduced except in full.

Analyses performed on soil dried at 40°C and ground to 2mm or less.

^ NATA accreditation does not cover the performance of this service.

Accredited for compliance with ISO/IEC 17025 - Testing.

This results of the tests, calibrations and/or measurements included in this document are traceable to Australian/International standards.

Nutrient Advantage Laboratory Services

Nutrient Advantage is a trademark of Incitec Pivot Limited
Incitec Pivot Limited - ABN 42 004 080 264
8 South Rd, Werribee Vic 3030
Toll-free: 1800 803 453 Fax: (61 3) 9974 0699
Enquiries: lab.feedback@incitecpivot.com.au

Disclaimer: This analysis report is prepared solely for the client listed above. To the extent permitted by law, Incitec Pivot Limited excludes all liability in connection with this report and, where liability cannot be excluded, limits its liability, at its election, to the re-supply of the analysis services or the cost of the re-supply of such services.

SOIL ANALYSIS REPORT

Report Number: 634986

Sustainable Soils Management P/L
PO Box 130
WARREN
NSW 2824



Report Authorised
Paul Kennelly
Laboratory Manager
NATA Accredited Laboratory
Number: 11958

Sample Number: 022071362	Paddock Name: MT026515	Date Received: 18-Aug-2020
Test Code: 2017-083		Date of Report: 27-Oct-2020
Purchase Order No: TPG		
Grower Name: SUSTAINABLE SOIL MANAG		

Analyte	Result	Units	Method Code	Analyte Testing Period
2 hour natural aggregate ^	1			20/08/2020 to 20/08/2020
2 hour remoulded aggregate ^	3			20/08/2020 to 20/08/2020
20 hour natural aggregate ^	1			20/08/2020 to 20/08/2020
20 hour remoulded aggregate ^	3			20/08/2020 to 20/08/2020
Available Potassium ^	360	mg/kg	04-026-ICP8	20/08/2020 to 24/08/2020
Calcium % of Cations	55	%	04-026-ICP8	24/08/2020 to 24/08/2020
Emerson Class ^	2			20/08/2020 to 20/08/2020
Grass Tetany Risk Index ^	0.29		04-026-ICP8	20/08/2020 to 24/08/2020
Magnesium % of Cations	19	%	04-026-ICP8	24/08/2020 to 24/08/2020
Organic Matter (W&B * 1.72) ^	1.4	%	04-054-WCALC	25/08/2020 to 25/08/2020
Potassium % of Cations	21	%	04-026-ICP8	24/08/2020 to 24/08/2020
Slaking ^	0			20/08/2020 to 20/08/2020
Soil Colour	Brown		04-042-PHYS	24/08/2020 to 24/08/2020
Soil Texture	Clay Loam		04-042-PHYS	24/08/2020 to 24/08/2020
pH (1:5 CaCl2)	4.6		04-031-PH	19/08/2020 to 20/08/2020
Electrical Conductivity (Sat. Ext.) ^	0.4	dS/m	04-054-WCALC	24/08/2020 to 24/08/2020
Organic Carbon (W&B)	0.79	%	04-018-UV1	19/08/2020 to 25/08/2020
Nitrate Nitrogen	15	mg/kg	04-063-FIA3	19/08/2020 to 21/08/2020
Ammonium Nitrogen	3.3	mg/kg	04-063-FIA3	19/08/2020 to 21/08/2020
Sulphur (KCl40)	2.8	mg/kg	04-021-ICP2	24/08/2020 to 25/08/2020
Phosphorus (Colwell)	21	mg/kg	04-013-COL_P	19/08/2020 to 21/08/2020
Phosphorus Buffer Index (PBI-Col)	36		04-020-ICP17	21/08/2020 to 21/08/2020
Potassium (Amm-acet.)	0.92	cmol(+)/kg	04-026-ICP8	20/08/2020 to 24/08/2020
Calcium (Amm-acet.)	2.4	cmol(+)/kg	04-026-ICP8	20/08/2020 to 24/08/2020
Magnesium (Amm-acet.)	0.81	cmol(+)/kg	04-026-ICP8	20/08/2020 to 24/08/2020
Sodium (Amm-acet.)	<0.022	cmol(+)/kg	04-026-ICP8	20/08/2020 to 24/08/2020
Aluminium (KCl)	21	mg/kg	04-027-ICP9	20/08/2020 to 24/08/2020
Aluminium (KCl)	0.23	cmol(+)/kg	04-027-ICP9	20/08/2020 to 24/08/2020
Cation Exchange Capacity (Amm-acet.)	4.35	cmol(+)/kg	04-026-ICP8	24/08/2020 to 24/08/2020
Sodium % of cations	<1	%	04-026-ICP8	24/08/2020 to 24/08/2020

Nutrient Advantage Laboratory Services

Nutrient Advantage is a trademark of Incitec Pivot Limited
Incitec Pivot Limited - ABN 42 004 080 264
8 South Rd, Werribee Vic 3030
Toll-free: 1800 803 453 Fax: (61 3) 9974 0699
Enquiries: lab.feedback@incitecpivot.com.au

Disclaimer: This analysis report is prepared solely for the client listed above. To the extent permitted by law, Incitec Pivot Limited excludes all liability in connection with this report and, where liability cannot be excluded, limits its liability, at its election, to the re-supply of the analysis services or the cost of the re-supply of such services.

SOIL ANALYSIS REPORT

Report Number: 634986

Sample Number: 022071362	Paddock Name: MT026515	Date Received: 18-Aug-2020
Test Code: 2017-083		Date of Report: 27-Oct-2020
Purchase Order No: TPG		
Grower Name: SUSTAINABLE SOIL MANAG		

Analyte	Result	Units	Method Code	Analyte Testing Period
Aluminium % of Cations	5.3	%	04-026-ICP8	24/08/2020 to 24/08/2020
Calcium/Magnesium Ratio	3.0		04-026-ICP8	20/08/2020 to 24/08/2020
pH (1:5 Water)	5.7		04-031-PH	19/08/2020 to 20/08/2020
Electrical Conductivity (1:5 water)	0.05	dS/m	04-031-PH	19/08/2020 to 20/08/2020
Chloride	<10	mg/kg	04-063-FIA3	19/08/2020 to 21/08/2020
Copper (DTPA)	0.56	mg/kg	04-024-ICP6	21/08/2020 to 24/08/2020
Zinc (DTPA)	0.19	mg/kg	04-024-ICP6	21/08/2020 to 24/08/2020
Manganese (DTPA)	41	mg/kg	04-024-ICP6	21/08/2020 to 24/08/2020
Iron (DTPA)	75	mg/kg	04-024-ICP6	21/08/2020 to 24/08/2020
Boron (Hot CaCl ₂)	0.48	mg/kg	04-025-ICP7	20/08/2020 to 24/08/2020
Molybdenum (Hot CaCl ₂) ^	<0.010	mg/kg	04-083-ICP27	20/08/2020 to 21/08/2020
Phosphorus Environmental Risk Index ^	0.58		04-020-ICP17	21/08/2020 to 21/08/2020

Sample condition on receipt: Suitable for testing.

The results pertain only to the sample submitted.

This document shall not be reproduced except in full.

Analyses performed on soil dried at 40°C and ground to 2mm or less.

^ NATA accreditation does not cover the performance of this service.

Accredited for compliance with ISO/IEC 17025 - Testing.

This results of the tests, calibrations and/or measurements included in this document are traceable to Australian/International standards.

Nutrient Advantage Laboratory Services

Nutrient Advantage is a trademark of Incitec Pivot Limited
Incitec Pivot Limited - ABN 42 004 080 264
8 South Rd, Werribee Vic 3030
Toll-free: 1800 803 453 Fax: (61 3) 9974 0699
Enquiries: lab.feedback@incitecpivot.com.au

Disclaimer: This analysis report is prepared solely for the client listed above. To the extent permitted by law, Incitec Pivot Limited excludes all liability in connection with this report and, where liability cannot be excluded, limits its liability, at its election, to the re-supply of the analysis services or the cost of the re-supply of such services.

SOIL ANALYSIS REPORT

Report Number: 634987

Sustainable Soils Management P/L
PO Box 130
WARREN
NSW 2824



Report Authorised
Paul Kennelly
Laboratory Manager
NATA Accredited Laboratory
Number: 11958

Sample Number: 022071361	Paddock Name: MT0261530	Date Received: 18-Aug-2020
Test Code: 2017-065		Date of Report: 27-Oct-2020
Purchase Order No: TPG		
Grower Name: SUSTAINABLE SOIL MANAG		

Analyte	Result	Units	Method Code	Analyte Testing Period
2 hour natural aggregate ^	1			20/08/2020 to 20/08/2020
2 hour remoulded aggregate ^	3			20/08/2020 to 20/08/2020
20 hour natural aggregate ^	1			20/08/2020 to 20/08/2020
20 hour remoulded aggregate ^	4			20/08/2020 to 20/08/2020
Available Potassium ^	280	mg/kg	04-026-ICP8	20/08/2020 to 24/08/2020
Calcium % of Cations	59	%	04-026-ICP8	24/08/2020 to 24/08/2020
Emerson Class ^	2			20/08/2020 to 20/08/2020
Grass Tetany Risk Index ^	0.11		04-026-ICP8	20/08/2020 to 24/08/2020
Magnesium % of Cations	31	%	04-026-ICP8	24/08/2020 to 24/08/2020
Potassium % of Cations	9.7	%	04-026-ICP8	24/08/2020 to 24/08/2020
Slaking ^	0			20/08/2020 to 20/08/2020
pH (1:5 CaCl2)	5.5		04-031-PH	19/08/2020 to 20/08/2020
Nitrate Nitrogen	23	mg/kg	04-063-FIA3	19/08/2020 to 21/08/2020
Ammonium Nitrogen	<0.60	mg/kg	04-063-FIA3	19/08/2020 to 21/08/2020
Potassium (Amm-acet.)	0.71	cmol(+)/kg	04-026-ICP8	20/08/2020 to 24/08/2020
Calcium (Amm-acet.)	4.3	cmol(+)/kg	04-026-ICP8	20/08/2020 to 24/08/2020
Magnesium (Amm-acet.)	2.2	cmol(+)/kg	04-026-ICP8	20/08/2020 to 24/08/2020
Sodium (Amm-acet.)	0.053	cmol(+)/kg	04-026-ICP8	20/08/2020 to 24/08/2020
Aluminium (KCl)	<9.0	mg/kg	04-027-ICP9	20/08/2020 to 24/08/2020
Aluminium (KCl)	<0.10	cmol(+)/kg	04-027-ICP9	20/08/2020 to 24/08/2020
Cation Exchange Capacity (Amm-acet.)	7.33	cmol(+)/kg	04-026-ICP8	24/08/2020 to 24/08/2020
Sodium % of cations	0.72	%	04-026-ICP8	24/08/2020 to 24/08/2020
Aluminium % of Cations	<1	%	04-026-ICP8	24/08/2020 to 24/08/2020
Calcium/Magnesium Ratio	2.0		04-026-ICP8	20/08/2020 to 24/08/2020
pH (1:5 Water)	6.4		04-031-PH	19/08/2020 to 20/08/2020
Electrical Conductivity (1:5 water)	0.06	dS/m	04-031-PH	19/08/2020 to 20/08/2020
Chloride	<10	mg/kg	04-063-FIA3	19/08/2020 to 21/08/2020

Nutrient Advantage Laboratory Services

Nutrient Advantage is a trademark of Incitec Pivot Limited
Incitec Pivot Limited - ABN 42 004 080 264
8 South Rd, Werribee Vic 3030
Toll-free: 1800 803 453 Fax: (61 3) 9974 0699
Enquiries: lab.feedback@incitecpivot.com.au

Disclaimer: This analysis report is prepared solely for the client listed above. To the extent permitted by law, Incitec Pivot Limited excludes all liability in connection with this report and, where liability cannot be excluded, limits its liability, at its election, to the re-supply of the analysis services or the cost of the re-supply of such services.

Report Number: 634987

Sample condition on receipt: Suitable for testing.

The results pertain only to the sample submitted.

This document shall not be reproduced except in full.

Analyses performed on soil dried at 40°C and ground to 2mm or less.

^ NATA accreditation does not cover the performance of this service.

Accredited for compliance with ISO/IEC 17025 - Testing.

This results of the tests, calibrations and/or measurements included in this document are traceable to Australian/International standards.

Nutrient Advantage Laboratory Services

Nutrient Advantage is a trademark of Incitec Pivot Limited

Incitec Pivot Limited - ABN 42 004 080 264

8 South Rd, Werribee Vic 3030

Toll-free: 1800 803 453 Fax: (61 3) 9974 0699

Enquiries: lab.feedback@incitecpivot.com.au

Disclaimer: This analysis report is prepared solely for the client listed above. To the extent permitted by law, Incitec Pivot Limited excludes all liability in connection with this report and, where liability cannot be excluded, limits its liability, at its election, to the re-supply of the analysis services or the cost of the re-supply of such services.

SOIL ANALYSIS REPORT

Report Number: 634988

Sustainable Soils Management P/L
PO Box 130
WARREN
NSW 2824



Report Authorised
Paul Kennelly
Laboratory Manager
NATA Accredited Laboratory
Number: 11958

Sample Number: 022071360	Paddock Name: MT0263060	Date Received: 18-Aug-2020
Test Code: 2017-065		Date of Report: 27-Oct-2020
Purchase Order No: TPG		
Grower Name: SUSTAINABLE SOIL MANAG		

Analyte	Result	Units	Method Code	Analyte Testing Period
2 hour natural aggregate ^	1			20/08/2020 to 20/08/2020
2 hour remoulded aggregate ^	2			20/08/2020 to 20/08/2020
20 hour natural aggregate ^	1			20/08/2020 to 20/08/2020
20 hour remoulded aggregate ^	3			20/08/2020 to 20/08/2020
Available Potassium ^	420	mg/kg	04-026-ICP8	20/08/2020 to 24/08/2020
Calcium % of Cations	49	%	04-026-ICP8	24/08/2020 to 24/08/2020
Emerson Class ^	2			20/08/2020 to 20/08/2020
Grass Tetany Risk Index ^	0.074		04-026-ICP8	20/08/2020 to 24/08/2020
Magnesium % of Cations	43	%	04-026-ICP8	24/08/2020 to 24/08/2020
Potassium % of Cations	6.7	%	04-026-ICP8	24/08/2020 to 24/08/2020
Slaking ^	0			20/08/2020 to 20/08/2020
pH (1:5 CaCl2)	6.8		04-031-PH	19/08/2020 to 20/08/2020
Nitrate Nitrogen	8.9	mg/kg	04-063-FIA3	19/08/2020 to 21/08/2020
Ammonium Nitrogen	0.69	mg/kg	04-063-FIA3	19/08/2020 to 21/08/2020
Potassium (Amm-acet.)	1.1	cmol(+)/kg	04-026-ICP8	20/08/2020 to 24/08/2020
Calcium (Amm-acet.)	7.9	cmol(+)/kg	04-026-ICP8	20/08/2020 to 24/08/2020
Magnesium (Amm-acet.)	6.9	cmol(+)/kg	04-026-ICP8	20/08/2020 to 24/08/2020
Sodium (Amm-acet.)	0.18	cmol(+)/kg	04-026-ICP8	20/08/2020 to 24/08/2020
Aluminium (KCl)	<9.0	mg/kg	04-027-ICP9	20/08/2020 to 24/08/2020
Aluminium (KCl)	<0.10	cmol(+)/kg	04-027-ICP9	20/08/2020 to 24/08/2020
Cation Exchange Capacity (Amm-acet.)	16.0	cmol(+)/kg	04-026-ICP8	24/08/2020 to 24/08/2020
Sodium % of cations	1.1	%	04-026-ICP8	24/08/2020 to 24/08/2020
Aluminium % of Cations	<1	%	04-026-ICP8	24/08/2020 to 24/08/2020
Calcium/Magnesium Ratio	1.1		04-026-ICP8	20/08/2020 to 24/08/2020
pH (1:5 Water)	7.8		04-031-PH	19/08/2020 to 20/08/2020
Electrical Conductivity (1:5 water)	0.05	dS/m	04-031-PH	19/08/2020 to 20/08/2020
Chloride	<10	mg/kg	04-063-FIA3	19/08/2020 to 21/08/2020

Nutrient Advantage Laboratory Services

Nutrient Advantage is a trademark of Incitec Pivot Limited
Incitec Pivot Limited - ABN 42 004 080 264
8 South Rd, Werribee Vic 3030
Toll-free: 1800 803 453 Fax: (61 3) 9974 0699
Enquiries: lab.feedback@incitecpivot.com.au

Disclaimer: This analysis report is prepared solely for the client listed above. To the extent permitted by law, Incitec Pivot Limited excludes all liability in connection with this report and, where liability cannot be excluded, limits its liability, at its election, to the re-supply of the analysis services or the cost of the re-supply of such services.

Report Number: 634988

Sample condition on receipt: Suitable for testing.

The results pertain only to the sample submitted.

This document shall not be reproduced except in full.

Analyses performed on soil dried at 40°C and ground to 2mm or less.

^ NATA accreditation does not cover the performance of this service.

Accredited for compliance with ISO/IEC 17025 - Testing.

This results of the tests, calibrations and/or measurements included in this document are traceable to Australian/International standards.

Nutrient Advantage Laboratory Services

Nutrient Advantage is a trademark of Incitec Pivot Limited

Incitec Pivot Limited - ABN 42 004 080 264

8 South Rd, Werribee Vic 3030

Toll-free: 1800 803 453 Fax: (61 3) 9974 0699

Enquiries: lab.feedback@incitecpivot.com.au

Disclaimer: This analysis report is prepared solely for the client listed above. To the extent permitted by law, Incitec Pivot Limited excludes all liability in connection with this report and, where liability cannot be excluded, limits its liability, at its election, to the re-supply of the analysis services or the cost of the re-supply of such services.

SOIL ANALYSIS REPORT

Report Number: 634989

Sustainable Soils Management P/L
PO Box 130
WARREN
NSW 2824



Report Authorised
Paul Kennelly
Laboratory Manager
NATA Accredited Laboratory
Number: 11958

Sample Number: 022071359	Paddock Name: MT02660100	Date Received: 18-Aug-2020
Test Code: 2017-065		Date of Report: 27-Oct-2020
Purchase Order No: TPG		
Grower Name: SUSTAINABLE SOIL MANAG		

Analyte	Result	Units	Method Code	Analyte Testing Period
2 hour natural aggregate ^	1			20/08/2020 to 20/08/2020
2 hour remoulded aggregate ^	2			20/08/2020 to 20/08/2020
20 hour natural aggregate ^	1			20/08/2020 to 20/08/2020
20 hour remoulded aggregate ^	2			20/08/2020 to 20/08/2020
Available Potassium ^	500	mg/kg	04-026-ICP8	20/08/2020 to 24/08/2020
Calcium % of Cations	42	%	04-026-ICP8	24/08/2020 to 24/08/2020
Emerson Class ^	2			20/08/2020 to 20/08/2020
Grass Tetany Risk Index ^	0.078		04-026-ICP8	20/08/2020 to 24/08/2020
Magnesium % of Cations	48	%	04-026-ICP8	24/08/2020 to 24/08/2020
Potassium % of Cations	6.9	%	04-026-ICP8	24/08/2020 to 24/08/2020
Slaking ^	0			20/08/2020 to 20/08/2020
pH (1:5 CaCl2)	8.0		04-031-PH	19/08/2020 to 20/08/2020
Nitrate Nitrogen	3.4	mg/kg	04-063-FIA3	19/08/2020 to 21/08/2020
Ammonium Nitrogen	<0.60	mg/kg	04-063-FIA3	19/08/2020 to 21/08/2020
Potassium (Amm-acet.)	1.3	cmol(+)/kg	04-026-ICP8	20/08/2020 to 24/08/2020
Calcium (Amm-acet.)	7.9	cmol(+)/kg	04-026-ICP8	20/08/2020 to 24/08/2020
Magnesium (Amm-acet.)	8.8	cmol(+)/kg	04-026-ICP8	20/08/2020 to 24/08/2020
Sodium (Amm-acet.)	0.56	cmol(+)/kg	04-026-ICP8	20/08/2020 to 24/08/2020
Aluminium (KCl)	<9.0	mg/kg	04-027-ICP9	20/08/2020 to 24/08/2020
Aluminium (KCl)	<0.10	cmol(+)/kg	04-027-ICP9	20/08/2020 to 24/08/2020
Cation Exchange Capacity (Amm-acet.)	18.6	cmol(+)/kg	04-026-ICP8	24/08/2020 to 24/08/2020
Sodium % of cations	3.0	%	04-026-ICP8	24/08/2020 to 24/08/2020
Aluminium % of Cations	<1	%	04-026-ICP8	24/08/2020 to 24/08/2020
Calcium/Magnesium Ratio	0.90		04-026-ICP8	20/08/2020 to 24/08/2020
pH (1:5 Water)	8.8		04-031-PH	19/08/2020 to 20/08/2020
Electrical Conductivity (1:5 water)	0.13	dS/m	04-031-PH	19/08/2020 to 20/08/2020
Chloride	<10	mg/kg	04-063-FIA3	19/08/2020 to 21/08/2020

Nutrient Advantage Laboratory Services

Nutrient Advantage is a trademark of Incitec Pivot Limited
Incitec Pivot Limited - ABN 42 004 080 264
8 South Rd, Werribee Vic 3030
Toll-free: 1800 803 453 Fax: (61 3) 9974 0699
Enquiries: lab.feedback@incitecpivot.com.au

Disclaimer: This analysis report is prepared solely for the client listed above. To the extent permitted by law, Incitec Pivot Limited excludes all liability in connection with this report and, where liability cannot be excluded, limits its liability, at its election, to the re-supply of the analysis services or the cost of the re-supply of such services.

Report Number: 634989

Sample condition on receipt: Suitable for testing.

The results pertain only to the sample submitted.

This document shall not be reproduced except in full.

Analyses performed on soil dried at 40°C and ground to 2mm or less.

^ NATA accreditation does not cover the performance of this service.

Accredited for compliance with ISO/IEC 17025 - Testing.

This results of the tests, calibrations and/or measurements included in this document are traceable to Australian/International standards.

Nutrient Advantage Laboratory Services

Nutrient Advantage is a trademark of Incitec Pivot Limited

Incitec Pivot Limited - ABN 42 004 080 264

8 South Rd, Werribee Vic 3030

Toll-free: 1800 803 453 Fax: (61 3) 9974 0699

Enquiries: lab.feedback@incitecpivot.com.au

Disclaimer: This analysis report is prepared solely for the client listed above. To the extent permitted by law, Incitec Pivot Limited excludes all liability in connection with this report and, where liability cannot be excluded, limits its liability, at its election, to the re-supply of the analysis services or the cost of the re-supply of such services.

SOIL ANALYSIS REPORT

Report Number: 634990

Sustainable Soils Management P/L
PO Box 130
WARREN
NSW 2824



Report Authorised
Paul Kennelly
Laboratory Manager
NATA Accredited Laboratory
Number: 11958

Sample Number: 022071358	Paddock Name: MT02705	Date Received: 18-Aug-2020
Test Code: CT171		Date of Report: 27-Oct-2020
Purchase Order No: TPG		
Grower Name: SUSTAINABLE SOIL MANAG		

Analyte	Result	Units	Method Code	Analyte Testing Period
2 hour natural aggregate ^	1			20/08/2020 to 20/08/2020
2 hour remoulded aggregate ^	2			20/08/2020 to 20/08/2020
20 hour natural aggregate ^	1			20/08/2020 to 20/08/2020
20 hour remoulded aggregate ^	2			20/08/2020 to 20/08/2020
Available Potassium ^	480	mg/kg	04-026-ICP8	20/08/2020 to 24/08/2020
Calcium % of Cations	53	%	04-026-ICP8	24/08/2020 to 24/08/2020
Emerson Class ^	7			20/08/2020 to 20/08/2020
Grass Tetany Risk Index ^	0.27		04-026-ICP8	20/08/2020 to 24/08/2020
Magnesium % of Cations	22	%	04-026-ICP8	24/08/2020 to 24/08/2020
Potassium % of Cations	21	%	04-026-ICP8	24/08/2020 to 24/08/2020
Slaking ^	2			20/08/2020 to 20/08/2020
Soil Colour	Brown		04-042-PHYS	24/08/2020 to 24/08/2020
Soil Texture	Clay		04-042-PHYS	24/08/2020 to 24/08/2020
pH (1:5 CaCl2)	4.8		04-031-PH	19/08/2020 to 20/08/2020
Electrical Conductivity (Sat. Ext.) ^	0.4	dS/m	04-054-WCALC	24/08/2020 to 24/08/2020
Active (labile) Carbon ^	244	mg/kg	04-065-ACTIVE_C	21/08/2020 to 25/08/2020
Nitrate Nitrogen	17	mg/kg	04-063-FIA3	19/08/2020 to 21/08/2020
Ammonium Nitrogen	1.2	mg/kg	04-063-FIA3	19/08/2020 to 21/08/2020
Total Carbon (combustion)	1.5	%	04-086-TC	20/08/2020 to 20/08/2020
Sulphur (KCl40)	4.4	mg/kg	04-021-ICP2	24/08/2020 to 25/08/2020
Phosphorus (Colwell)	32	mg/kg	04-013-COL_P	19/08/2020 to 21/08/2020
Phosphorus Buffer Index (PBI-Col)	73		04-020-ICP17	21/08/2020 to 21/08/2020
Potassium (Amm-acet.)	1.2	cmol(+)/kg	04-026-ICP8	20/08/2020 to 24/08/2020
Calcium (Amm-acet.)	3.1	cmol(+)/kg	04-026-ICP8	20/08/2020 to 24/08/2020
Magnesium (Amm-acet.)	1.3	cmol(+)/kg	04-026-ICP8	20/08/2020 to 24/08/2020
Sodium (Amm-acet.)	0.078	cmol(+)/kg	04-026-ICP8	20/08/2020 to 24/08/2020
Aluminium (KCl)	11	mg/kg	04-027-ICP9	20/08/2020 to 24/08/2020
Aluminium (KCl)	0.13	cmol(+)/kg	04-027-ICP9	20/08/2020 to 24/08/2020
Cation Exchange Capacity (Amm-acet.)	5.77	cmol(+)/kg	04-026-ICP8	24/08/2020 to 24/08/2020
Sodium % of cations	1.3	%	04-026-ICP8	24/08/2020 to 24/08/2020

Nutrient Advantage Laboratory Services

Nutrient Advantage is a trademark of Incitec Pivot Limited
Incitec Pivot Limited - ABN 42 004 080 264
8 South Rd, Werribee Vic 3030
Toll-free: 1800 803 453 Fax: (61 3) 9974 0699
Enquiries: lab.feedback@incitecpivot.com.au

Disclaimer: This analysis report is prepared solely for the client listed above. To the extent permitted by law, Incitec Pivot Limited excludes all liability in connection with this report and, where liability cannot be excluded, limits its liability, at its election, to the re-supply of the analysis services or the cost of the re-supply of such services.

SOIL ANALYSIS REPORT

Report Number: 634990

Sample Number: 022071358	Paddock Name: MT02705	Date Received: 18-Aug-2020
Test Code: CT171		Date of Report: 27-Oct-2020
Purchase Order No: TPG		
Grower Name: SUSTAINABLE SOIL MANAG		

Analyte	Result	Units	Method Code	Analyte Testing Period
Aluminium % of Cations	2.2	%	04-026-ICP8	24/08/2020 to 24/08/2020
Calcium/Magnesium Ratio	2.4		04-026-ICP8	20/08/2020 to 24/08/2020
pH (1:5 Water)	5.8		04-031-PH	19/08/2020 to 20/08/2020
Electrical Conductivity (1:5 water)	0.07	dS/m	04-031-PH	19/08/2020 to 20/08/2020
Chloride	15	mg/kg	04-063-FIA3	19/08/2020 to 21/08/2020
Copper (DTPA)	0.85	mg/kg	04-024-ICP6	21/08/2020 to 24/08/2020
Zinc (DTPA)	0.65	mg/kg	04-024-ICP6	21/08/2020 to 24/08/2020
Manganese (DTPA)	34	mg/kg	04-024-ICP6	21/08/2020 to 24/08/2020
Iron (DTPA)	160	mg/kg	04-024-ICP6	21/08/2020 to 24/08/2020
Boron (Hot CaCl ₂)	0.64	mg/kg	04-025-ICP7	20/08/2020 to 24/08/2020
Phosphorus Environmental Risk Index ^	0.44		04-020-ICP17	21/08/2020 to 21/08/2020

Sample condition on receipt: Suitable for testing.

The results pertain only to the sample submitted.

This document shall not be reproduced except in full.

Analyses performed on soil dried at 40°C and ground to 2mm or less.

^ NATA accreditation does not cover the performance of this service.

Accredited for compliance with ISO/IEC 17025 - Testing.

This results of the tests, calibrations and/or measurements included in this document are traceable to Australian/International standards.

Nutrient Advantage Laboratory Services

Nutrient Advantage is a trademark of Incitec Pivot Limited
Incitec Pivot Limited - ABN 42 004 080 264
8 South Rd, Werribee Vic 3030
Toll-free: 1800 803 453 Fax: (61 3) 9974 0699
Enquiries: lab.feedback@incitecpivot.com.au

Disclaimer: This analysis report is prepared solely for the client listed above. To the extent permitted by law, Incitec Pivot Limited excludes all liability in connection with this report and, where liability cannot be excluded, limits its liability, at its election, to the re-supply of the analysis services or the cost of the re-supply of such services.

SOIL ANALYSIS REPORT

Report Number: 634991

Sustainable Soils Management P/L
PO Box 130
WARREN
NSW 2824



Report Authorised
Paul Kennelly
Laboratory Manager
NATA Accredited Laboratory
Number: 11958

Sample Number: 022071357	Paddock Name: MT027515	Date Received: 18-Aug-2020
Test Code: CT171		Date of Report: 27-Oct-2020
Purchase Order No: TPG		
Grower Name: SUSTAINABLE SOIL MANAG		

Analyte	Result	Units	Method Code	Analyte Testing Period
2 hour natural aggregate ^	3			20/08/2020 to 20/08/2020
2 hour remoulded aggregate ^	3			20/08/2020 to 20/08/2020
20 hour natural aggregate ^	3			20/08/2020 to 20/08/2020
20 hour remoulded aggregate ^	3			20/08/2020 to 20/08/2020
Available Potassium ^	360	mg/kg	04-026-ICP8	20/08/2020 to 24/08/2020
Calcium % of Cations	57	%	04-026-ICP8	24/08/2020 to 24/08/2020
Emerson Class ^	2			20/08/2020 to 20/08/2020
Grass Tetany Risk Index ^	0.19		04-026-ICP8	20/08/2020 to 24/08/2020
Magnesium % of Cations	26	%	04-026-ICP8	24/08/2020 to 24/08/2020
Potassium % of Cations	16	%	04-026-ICP8	24/08/2020 to 24/08/2020
Slaking ^	0			20/08/2020 to 20/08/2020
Soil Colour	Brown		04-042-PHYS	24/08/2020 to 24/08/2020
Soil Texture	Clay		04-042-PHYS	24/08/2020 to 24/08/2020
pH (1:5 CaCl2)	5.0		04-031-PH	19/08/2020 to 20/08/2020
Electrical Conductivity (Sat. Ext.) ^	0.2	dS/m	04-054-WCALC	24/08/2020 to 24/08/2020
Active (labile) Carbon ^	119	mg/kg	04-065-ACTIVE_C	21/08/2020 to 25/08/2020
Nitrate Nitrogen	4.1	mg/kg	04-063-FIA3	19/08/2020 to 21/08/2020
Ammonium Nitrogen	0.78	mg/kg	04-063-FIA3	19/08/2020 to 21/08/2020
Total Carbon (combustion)	0.98	%	04-086-TC	20/08/2020 to 20/08/2020
Sulphur (KCl40)	2.0	mg/kg	04-021-ICP2	24/08/2020 to 25/08/2020
Phosphorus (Colwell)	15	mg/kg	04-013-COL_P	19/08/2020 to 21/08/2020
Phosphorus Buffer Index (PBI-Col)	66		04-020-ICP17	21/08/2020 to 21/08/2020
Potassium (Amm-acet.)	0.92	cmol(+)/kg	04-026-ICP8	20/08/2020 to 24/08/2020
Calcium (Amm-acet.)	3.3	cmol(+)/kg	04-026-ICP8	20/08/2020 to 24/08/2020
Magnesium (Amm-acet.)	1.5	cmol(+)/kg	04-026-ICP8	20/08/2020 to 24/08/2020
Sodium (Amm-acet.)	0.068	cmol(+)/kg	04-026-ICP8	20/08/2020 to 24/08/2020
Aluminium (KCl)	<9.0	mg/kg	04-027-ICP9	20/08/2020 to 24/08/2020
Aluminium (KCl)	<0.10	cmol(+)/kg	04-027-ICP9	20/08/2020 to 24/08/2020
Cation Exchange Capacity (Amm-acet.)	5.78	cmol(+)/kg	04-026-ICP8	24/08/2020 to 24/08/2020
Sodium % of cations	1.2	%	04-026-ICP8	24/08/2020 to 24/08/2020

Nutrient Advantage Laboratory Services

Nutrient Advantage is a trademark of Incitec Pivot Limited
Incitec Pivot Limited - ABN 42 004 080 264
8 South Rd, Werribee Vic 3030
Toll-free: 1800 803 453 Fax: (61 3) 9974 0699
Enquiries: lab.feedback@incitecpivot.com.au

Disclaimer: This analysis report is prepared solely for the client listed above. To the extent permitted by law, Incitec Pivot Limited excludes all liability in connection with this report and, where liability cannot be excluded, limits its liability, at its election, to the re-supply of the analysis services or the cost of the re-supply of such services.

SOIL ANALYSIS REPORT

Report Number: 634991

Sample Number: 022071357	Paddock Name: MT027515	Date Received: 18-Aug-2020
Test Code: CT171		Date of Report: 27-Oct-2020
Purchase Order No: TPG		
Grower Name: SUSTAINABLE SOIL MANAG		

Analyte	Result	Units	Method Code	Analyte Testing Period
Aluminium % of Cations	<1	%	04-026-ICP8	24/08/2020 to 24/08/2020
Calcium/Magnesium Ratio	2.2		04-026-ICP8	20/08/2020 to 24/08/2020
pH (1:5 Water)	6.3		04-031-PH	19/08/2020 to 20/08/2020
Electrical Conductivity (1:5 water)	0.03	dS/m	04-031-PH	19/08/2020 to 20/08/2020
Chloride	16	mg/kg	04-063-FIA3	19/08/2020 to 21/08/2020
Copper (DTPA)	0.81	mg/kg	04-024-ICP6	21/08/2020 to 24/08/2020
Zinc (DTPA)	0.18	mg/kg	04-024-ICP6	21/08/2020 to 24/08/2020
Manganese (DTPA)	29	mg/kg	04-024-ICP6	21/08/2020 to 24/08/2020
Iron (DTPA)	67	mg/kg	04-024-ICP6	21/08/2020 to 24/08/2020
Boron (Hot CaCl ₂)	0.62	mg/kg	04-025-ICP7	20/08/2020 to 24/08/2020
Phosphorus Environmental Risk Index ^	0.23		04-020-ICP17	21/08/2020 to 21/08/2020

Sample condition on receipt: Suitable for testing.

The results pertain only to the sample submitted.

This document shall not be reproduced except in full.

Analyses performed on soil dried at 40°C and ground to 2mm or less.

^ NATA accreditation does not cover the performance of this service.

Accredited for compliance with ISO/IEC 17025 - Testing.

This results of the tests, calibrations and/or measurements included in this document are traceable to Australian/International standards.

Nutrient Advantage Laboratory Services

Nutrient Advantage is a trademark of Incitec Pivot Limited
Incitec Pivot Limited - ABN 42 004 080 264
8 South Rd, Werribee Vic 3030
Toll-free: 1800 803 453 Fax: (61 3) 9974 0699
Enquiries: lab.feedback@incitecpivot.com.au

Disclaimer: This analysis report is prepared solely for the client listed above. To the extent permitted by law, Incitec Pivot Limited excludes all liability in connection with this report and, where liability cannot be excluded, limits its liability, at its election, to the re-supply of the analysis services or the cost of the re-supply of such services.

SOIL ANALYSIS REPORT

Report Number: 634992

Sustainable Soils Management P/L
 PO Box 130
 WARREN
 NSW 2824



Report Authorised
 Paul Kennelly
 Laboratory Manager
 NATA Accredited Laboratory
 Number: 11958

Sample Number: 022071356	Paddock Name: MT0271530	Date Received: 18-Aug-2020
Test Code: CT173		Date of Report: 27-Oct-2020
Purchase Order No: TPG		
Grower Name: SUSTAINABLE SOIL MANAG		

Analyte	Result	Units	Method Code	Analyte Testing Period
2 hour natural aggregate ^	4			20/08/2020 to 20/08/2020
2 hour remoulded aggregate ^	4			20/08/2020 to 20/08/2020
20 hour natural aggregate ^	4			20/08/2020 to 20/08/2020
20 hour remoulded aggregate ^	4			20/08/2020 to 20/08/2020
Available Potassium ^	230	mg/kg	04-026-ICP8	20/08/2020 to 24/08/2020
Calcium % of Cations	51	%	04-026-ICP8	24/08/2020 to 24/08/2020
Emerson Class ^	8			20/08/2020 to 20/08/2020
Grass Tetany Risk Index ^	0.13		04-026-ICP8	20/08/2020 to 24/08/2020
Magnesium % of Cations	35	%	04-026-ICP8	24/08/2020 to 24/08/2020
Potassium % of Cations	11	%	04-026-ICP8	24/08/2020 to 24/08/2020
Slaking ^	1			20/08/2020 to 20/08/2020
pH (1:5 CaCl2)	5.4		04-031-PH	19/08/2020 to 20/08/2020
Active (labile) Carbon ^	58.3	mg/kg	04-065-ACTIVE_C	21/08/2020 to 25/08/2020
Nitrate Nitrogen	2.1	mg/kg	04-063-FIA3	19/08/2020 to 21/08/2020
Ammonium Nitrogen	<0.60	mg/kg	04-063-FIA3	19/08/2020 to 21/08/2020
Total Carbon (combustion)	0.56	%	04-086-TC	20/08/2020 to 20/08/2020
Potassium (Amm-acet.)	0.59	cmol(+)/kg	04-026-ICP8	20/08/2020 to 24/08/2020
Calcium (Amm-acet.)	2.8	cmol(+)/kg	04-026-ICP8	20/08/2020 to 24/08/2020
Magnesium (Amm-acet.)	1.9	cmol(+)/kg	04-026-ICP8	20/08/2020 to 24/08/2020
Sodium (Amm-acet.)	0.15	cmol(+)/kg	04-026-ICP8	20/08/2020 to 24/08/2020
Aluminium (KCl)	<9.0	mg/kg	04-027-ICP9	20/08/2020 to 24/08/2020
Aluminium (KCl)	<0.10	cmol(+)/kg	04-027-ICP9	20/08/2020 to 24/08/2020
Cation Exchange Capacity (Amm-acet.)	5.44	cmol(+)/kg	04-026-ICP8	24/08/2020 to 24/08/2020
Sodium % of cations	2.7	%	04-026-ICP8	24/08/2020 to 24/08/2020
Aluminium % of Cations	<1	%	04-026-ICP8	24/08/2020 to 24/08/2020
Calcium/Magnesium Ratio	1.5		04-026-ICP8	20/08/2020 to 24/08/2020
pH (1:5 Water)	6.7		04-031-PH	19/08/2020 to 20/08/2020
Electrical Conductivity (1:5 water)	0.03	dS/m	04-031-PH	19/08/2020 to 20/08/2020
Chloride	<10	mg/kg	04-063-FIA3	19/08/2020 to 21/08/2020

Nutrient Advantage Laboratory Services

Nutrient Advantage is a trademark of Incitec Pivot Limited
 Incitec Pivot Limited - ABN 42 004 080 264
 8 South Rd, Werribee Vic 3030
 Toll-free: 1800 803 453 Fax: (61 3) 9974 0699
 Enquiries: lab.feedback@incitecpivot.com.au

Disclaimer: This analysis report is prepared solely for the client listed above. To the extent permitted by law, Incitec Pivot Limited excludes all liability in connection with this report and, where liability cannot be excluded, limits its liability, at its election, to the re-supply of the analysis services or the cost of the re-supply of such services.

Report Number: 634992

Sample condition on receipt: Suitable for testing.

The results pertain only to the sample submitted.

This document shall not be reproduced except in full.

Analyses performed on soil dried at 40°C and ground to 2mm or less.

^ NATA accreditation does not cover the performance of this service.

Accredited for compliance with ISO/IEC 17025 - Testing.

This results of the tests, calibrations and/or measurements included in this document are traceable to Australian/International standards.

Nutrient Advantage Laboratory Services

Nutrient Advantage is a trademark of Incitec Pivot Limited

Incitec Pivot Limited - ABN 42 004 080 264

8 South Rd, Werribee Vic 3030

Toll-free: 1800 803 453 Fax: (61 3) 9974 0699

Enquiries: lab.feedback@incitecpivot.com.au

Disclaimer: This analysis report is prepared solely for the client listed above. To the extent permitted by law, Incitec Pivot Limited excludes all liability in connection with this report and, where liability cannot be excluded, limits its liability, at its election, to the re-supply of the analysis services or the cost of the re-supply of such services.

SOIL ANALYSIS REPORT

Report Number: 634993

Sustainable Soils Management P/L
PO Box 130
WARREN
NSW 2824



Report Authorised
Paul Kennelly
Laboratory Manager
NATA Accredited Laboratory
Number: 11958

Sample Number: 022071355	Paddock Name: MT0273060	Date Received: 18-Aug-2020
Test Code: 2017-065		Date of Report: 27-Oct-2020
Purchase Order No: TPG		
Grower Name: SUSTAINABLE SOIL MANAG		

Analyte	Result	Units	Method Code	Analyte Testing Period
2 hour natural aggregate ^	3			20/08/2020 to 20/08/2020
2 hour remoulded aggregate ^	4			20/08/2020 to 20/08/2020
20 hour natural aggregate ^	3			20/08/2020 to 20/08/2020
20 hour remoulded aggregate ^	4			20/08/2020 to 20/08/2020
Available Potassium ^	290	mg/kg	04-026-ICP8	20/08/2020 to 24/08/2020
Calcium % of Cations	34	%	04-026-ICP8	24/08/2020 to 24/08/2020
Emerson Class ^	8			20/08/2020 to 20/08/2020
Grass Tetany Risk Index ^	0.068		04-026-ICP8	20/08/2020 to 24/08/2020
Magnesium % of Cations	52	%	04-026-ICP8	24/08/2020 to 24/08/2020
Potassium % of Cations	5.8	%	04-026-ICP8	24/08/2020 to 24/08/2020
Slaking ^	1			20/08/2020 to 20/08/2020
pH (1:5 CaCl2)	4.9		04-031-PH	19/08/2020 to 20/08/2020
Nitrate Nitrogen	1.3	mg/kg	04-063-FIA3	19/08/2020 to 21/08/2020
Ammonium Nitrogen	0.70	mg/kg	04-063-FIA3	19/08/2020 to 21/08/2020
Potassium (Amm-acet.)	0.73	cmol(+)/kg	04-026-ICP8	20/08/2020 to 24/08/2020
Calcium (Amm-acet.)	4.2	cmol(+)/kg	04-026-ICP8	20/08/2020 to 24/08/2020
Magnesium (Amm-acet.)	6.6	cmol(+)/kg	04-026-ICP8	20/08/2020 to 24/08/2020
Sodium (Amm-acet.)	0.84	cmol(+)/kg	04-026-ICP8	20/08/2020 to 24/08/2020
Aluminium (KCl)	18	mg/kg	04-027-ICP9	20/08/2020 to 24/08/2020
Aluminium (KCl)	0.20	cmol(+)/kg	04-027-ICP9	20/08/2020 to 24/08/2020
Cation Exchange Capacity (Amm-acet.)	12.6	cmol(+)/kg	04-026-ICP8	24/08/2020 to 24/08/2020
Sodium % of cations	6.6	%	04-026-ICP8	24/08/2020 to 24/08/2020
Aluminium % of Cations	1.6	%	04-026-ICP8	24/08/2020 to 24/08/2020
Calcium/Magnesium Ratio	0.64		04-026-ICP8	20/08/2020 to 24/08/2020
pH (1:5 Water)	6.3		04-031-PH	19/08/2020 to 20/08/2020
Electrical Conductivity (1:5 water)	0.04	dS/m	04-031-PH	19/08/2020 to 20/08/2020
Chloride	<10	mg/kg	04-063-FIA3	19/08/2020 to 21/08/2020

Nutrient Advantage Laboratory Services

Nutrient Advantage is a trademark of Incitec Pivot Limited
Incitec Pivot Limited - ABN 42 004 080 264
8 South Rd, Werribee Vic 3030
Toll-free: 1800 803 453 Fax: (61 3) 9974 0699
Enquiries: lab.feedback@incitecpivot.com.au

Disclaimer: This analysis report is prepared solely for the client listed above. To the extent permitted by law, Incitec Pivot Limited excludes all liability in connection with this report and, where liability cannot be excluded, limits its liability, at its election, to the re-supply of the analysis services or the cost of the re-supply of such services.

Report Number: 634993

Sample condition on receipt: Suitable for testing.

The results pertain only to the sample submitted.

This document shall not be reproduced except in full.

Analyses performed on soil dried at 40°C and ground to 2mm or less.

^ NATA accreditation does not cover the performance of this service.

Accredited for compliance with ISO/IEC 17025 - Testing.

This results of the tests, calibrations and/or measurements included in this document are traceable to Australian/International standards.

Nutrient Advantage Laboratory Services

Nutrient Advantage is a trademark of Incitec Pivot Limited

Incitec Pivot Limited - ABN 42 004 080 264

8 South Rd, Werribee Vic 3030

Toll-free: 1800 803 453 Fax: (61 3) 9974 0699

Enquiries: lab.feedback@incitecpivot.com.au

Disclaimer: This analysis report is prepared solely for the client listed above. To the extent permitted by law, Incitec Pivot Limited excludes all liability in connection with this report and, where liability cannot be excluded, limits its liability, at its election, to the re-supply of the analysis services or the cost of the re-supply of such services.

SOIL ANALYSIS REPORT

Report Number: 634994

Sustainable Soils Management P/L
PO Box 130
WARREN
NSW 2824



Report Authorised
Paul Kennelly
Laboratory Manager
NATA Accredited Laboratory
Number: 11958

Sample Number: 022071354	Paddock Name: MT02760100	Date Received: 18-Aug-2020
Test Code: 2017-065		Date of Report: 27-Oct-2020
Purchase Order No: TPG		
Grower Name: SUSTAINABLE SOIL MANAG		

Analyte	Result	Units	Method Code	Analyte Testing Period
2 hour natural aggregate ^	3			20/08/2020 to 20/08/2020
2 hour remoulded aggregate ^	4			20/08/2020 to 20/08/2020
20 hour natural aggregate ^	3			20/08/2020 to 20/08/2020
20 hour remoulded aggregate ^	4			20/08/2020 to 20/08/2020
Available Potassium ^	240	mg/kg	04-026-ICP8	20/08/2020 to 24/08/2020
Calcium % of Cations	27	%	04-026-ICP8	24/08/2020 to 24/08/2020
Emerson Class ^	2			20/08/2020 to 20/08/2020
Grass Tetany Risk Index ^	0.062		04-026-ICP8	20/08/2020 to 24/08/2020
Magnesium % of Cations	57	%	04-026-ICP8	24/08/2020 to 24/08/2020
Potassium % of Cations	5.2	%	04-026-ICP8	24/08/2020 to 24/08/2020
Slaking ^	0			20/08/2020 to 20/08/2020
pH (1:5 CaCl2)	4.9		04-031-PH	19/08/2020 to 20/08/2020
Nitrate Nitrogen	1.1	mg/kg	04-063-FIA3	19/08/2020 to 21/08/2020
Ammonium Nitrogen	<0.60	mg/kg	04-063-FIA3	19/08/2020 to 21/08/2020
Potassium (Amm-acet.)	0.61	cmol(+)/kg	04-026-ICP8	20/08/2020 to 24/08/2020
Calcium (Amm-acet.)	3.2	cmol(+)/kg	04-026-ICP8	20/08/2020 to 24/08/2020
Magnesium (Amm-acet.)	6.7	cmol(+)/kg	04-026-ICP8	20/08/2020 to 24/08/2020
Sodium (Amm-acet.)	1.1	cmol(+)/kg	04-026-ICP8	20/08/2020 to 24/08/2020
Aluminium (KCl)	19	mg/kg	04-027-ICP9	20/08/2020 to 24/08/2020
Aluminium (KCl)	0.21	cmol(+)/kg	04-027-ICP9	20/08/2020 to 24/08/2020
Cation Exchange Capacity (Amm-acet.)	11.8	cmol(+)/kg	04-026-ICP8	24/08/2020 to 24/08/2020
Sodium % of cations	9.6	%	04-026-ICP8	24/08/2020 to 24/08/2020
Aluminium % of Cations	1.8	%	04-026-ICP8	24/08/2020 to 24/08/2020
Calcium/Magnesium Ratio	0.48		04-026-ICP8	20/08/2020 to 24/08/2020
pH (1:5 Water)	6.2		04-031-PH	19/08/2020 to 20/08/2020
Electrical Conductivity (1:5 water)	0.07	dS/m	04-031-PH	19/08/2020 to 20/08/2020
Chloride	<10	mg/kg	04-063-FIA3	19/08/2020 to 21/08/2020

Nutrient Advantage Laboratory Services

Nutrient Advantage is a trademark of Incitec Pivot Limited
Incitec Pivot Limited - ABN 42 004 080 264
8 South Rd, Werribee Vic 3030
Toll-free: 1800 803 453 Fax: (61 3) 9974 0699
Enquiries: lab.feedback@incitecpivot.com.au

Disclaimer: This analysis report is prepared solely for the client listed above. To the extent permitted by law, Incitec Pivot Limited excludes all liability in connection with this report and, where liability cannot be excluded, limits its liability, at its election, to the re-supply of the analysis services or the cost of the re-supply of such services.

Report Number: 634994

Sample condition on receipt: Suitable for testing.

The results pertain only to the sample submitted.

This document shall not be reproduced except in full.

Analyses performed on soil dried at 40°C and ground to 2mm or less.

^ NATA accreditation does not cover the performance of this service.

Accredited for compliance with ISO/IEC 17025 - Testing.

This results of the tests, calibrations and/or measurements included in this document are traceable to Australian/International standards.

Nutrient Advantage Laboratory Services

Nutrient Advantage is a trademark of Incitec Pivot Limited

Incitec Pivot Limited - ABN 42 004 080 264

8 South Rd, Werribee Vic 3030

Toll-free: 1800 803 453 Fax: (61 3) 9974 0699

Enquiries: lab.feedback@incitecpivot.com.au

Disclaimer: This analysis report is prepared solely for the client listed above. To the extent permitted by law, Incitec Pivot Limited excludes all liability in connection with this report and, where liability cannot be excluded, limits its liability, at its election, to the re-supply of the analysis services or the cost of the re-supply of such services.

SOIL ANALYSIS REPORT

Report Number: 634995

Sustainable Soils Management P/L
PO Box 130
WARREN
NSW 2824



Report Authorised
Paul Kennelly
Laboratory Manager
NATA Accredited Laboratory
Number: 11958

Sample Number: 022071353	Paddock Name: MT02805	Date Received: 18-Aug-2020
Test Code: 2017-082		Date of Report: 27-Oct-2020
Purchase Order No: TPG		
Grower Name: SUSTAINABLE SOIL MANAG		

Analyte	Result	Units	Method Code	Analyte Testing Period
2 hour natural aggregate ^	0			20/08/2020 to 20/08/2020
2 hour remoulded aggregate ^	2			20/08/2020 to 20/08/2020
20 hour natural aggregate ^	0			20/08/2020 to 20/08/2020
20 hour remoulded aggregate ^	2			20/08/2020 to 20/08/2020
Available Potassium ^	470	mg/kg	04-026-ICP8	20/08/2020 to 24/08/2020
Calcium % of Cations	54	%	04-026-ICP8	24/08/2020 to 24/08/2020
Emerson Class ^	3			20/08/2020 to 20/08/2020
Grass Tetany Risk Index ^	0.29		04-026-ICP8	20/08/2020 to 24/08/2020
Magnesium % of Cations	23	%	04-026-ICP8	24/08/2020 to 24/08/2020
Organic Matter (W&B * 1.72) ^	1.8	%	04-054-WCALC	25/08/2020 to 25/08/2020
Potassium % of Cations	22	%	04-026-ICP8	24/08/2020 to 24/08/2020
Slaking ^	0			20/08/2020 to 20/08/2020
Soil Colour	Brown		04-042-PHYS	24/08/2020 to 24/08/2020
Soil Texture	Clay		04-042-PHYS	24/08/2020 to 24/08/2020
pH (1:5 CaCl2)	4.9		04-031-PH	19/08/2020 to 20/08/2020
Electrical Conductivity (Sat. Ext.) ^	0.5	dS/m	04-054-WCALC	24/08/2020 to 24/08/2020
Organic Carbon (W&B)	1.07	%	04-018-UV1	19/08/2020 to 25/08/2020
Nitrate Nitrogen	24	mg/kg	04-063-FIA3	19/08/2020 to 21/08/2020
Ammonium Nitrogen	6.9	mg/kg	04-063-FIA3	19/08/2020 to 21/08/2020
Sulphur (KCl40)	4.4	mg/kg	04-021-ICP2	24/08/2020 to 25/08/2020
Phosphorus (Colwell)	24	mg/kg	04-013-COL_P	19/08/2020 to 21/08/2020
Phosphorus Buffer Index (PBI-Col)	40		04-020-ICP17	21/08/2020 to 21/08/2020
Potassium (Amm-acet.)	1.2	cmol(+)/kg	04-026-ICP8	20/08/2020 to 24/08/2020
Calcium (Amm-acet.)	2.9	cmol(+)/kg	04-026-ICP8	20/08/2020 to 24/08/2020
Magnesium (Amm-acet.)	1.2	cmol(+)/kg	04-026-ICP8	20/08/2020 to 24/08/2020
Sodium (Amm-acet.)	0.044	cmol(+)/kg	04-026-ICP8	20/08/2020 to 24/08/2020
Aluminium (KCl)	<9.0	mg/kg	04-027-ICP9	20/08/2020 to 24/08/2020
Aluminium (KCl)	<0.10	cmol(+)/kg	04-027-ICP9	20/08/2020 to 24/08/2020
Cation Exchange Capacity (Amm-acet.)	5.38	cmol(+)/kg	04-026-ICP8	24/08/2020 to 24/08/2020
Sodium % of cations	0.82	%	04-026-ICP8	24/08/2020 to 24/08/2020

Nutrient Advantage Laboratory Services

Nutrient Advantage is a trademark of Incitec Pivot Limited
Incitec Pivot Limited - ABN 42 004 080 264
8 South Rd, Werribee Vic 3030
Toll-free: 1800 803 453 Fax: (61 3) 9974 0699
Enquiries: lab.feedback@incitecpivot.com.au

Disclaimer: This analysis report is prepared solely for the client listed above. To the extent permitted by law, Incitec Pivot Limited excludes all liability in connection with this report and, where liability cannot be excluded, limits its liability, at its election, to the re-supply of the analysis services or the cost of the re-supply of such services.

SOIL ANALYSIS REPORT

Report Number: 634995

Sample Number: 022071353	Paddock Name: MT02805	Date Received: 18-Aug-2020
Test Code: 2017-082		Date of Report: 27-Oct-2020
Purchase Order No: TPG		
Grower Name: SUSTAINABLE SOIL MANAG		

Analyte	Result	Units	Method Code	Analyte Testing Period
Aluminium % of Cations	<1	%	04-026-ICP8	24/08/2020 to 24/08/2020
Calcium/Magnesium Ratio	2.4		04-026-ICP8	20/08/2020 to 24/08/2020
pH (1:5 Water)	5.8		04-031-PH	19/08/2020 to 20/08/2020
Electrical Conductivity (1:5 water)	0.08	dS/m	04-031-PH	19/08/2020 to 20/08/2020
Chloride	<10	mg/kg	04-063-FIA3	19/08/2020 to 21/08/2020
Copper (DTPA)	0.79	mg/kg	04-024-ICP6	21/08/2020 to 24/08/2020
Zinc (DTPA)	0.70	mg/kg	04-024-ICP6	21/08/2020 to 24/08/2020
Manganese (DTPA)	67	mg/kg	04-024-ICP6	21/08/2020 to 24/08/2020
Iron (DTPA)	59	mg/kg	04-024-ICP6	21/08/2020 to 24/08/2020
Boron (Hot CaCl2)	0.58	mg/kg	04-025-ICP7	20/08/2020 to 24/08/2020
Molybdenum (Hot CaCl2) ^	<0.010	mg/kg	04-083-ICP27	20/08/2020 to 21/08/2020
Phosphorus Environmental Risk Index ^	0.60		04-020-ICP17	21/08/2020 to 21/08/2020
Sand (Coarse) ^	24.2	%	04-001-SANSILCLAY	19/08/2020 to 25/08/2020
Sand (Fine) ^	49.1	%	04-001-SANSILCLAY	19/08/2020 to 25/08/2020
Silt ^	12.1	%	04-001-SANSILCLAY	19/08/2020 to 25/08/2020
Clay ^	14.6	%	04-001-SANSILCLAY	19/08/2020 to 25/08/2020
Texture (Calculated) ^			04-001-SANSILCLAY	19/08/2020 to 25/08/2020

Sample condition on receipt: Suitable for testing.

The results pertain only to the sample submitted.

This document shall not be reproduced except in full.

Analyses performed on soil dried at 40°C and ground to 2mm or less.

^ NATA accreditation does not cover the performance of this service.

Accredited for compliance with ISO/IEC 17025 - Testing.

This results of the tests, calibrations and/or measurements included in this document are traceable to Australian/International standards.

Nutrient Advantage Laboratory Services

Nutrient Advantage is a trademark of Incitec Pivot Limited
Incitec Pivot Limited - ABN 42 004 080 264
8 South Rd, Werribee Vic 3030
Toll-free: 1800 803 453 Fax: (61 3) 9974 0699
Enquiries: lab.feedback@incitecpivot.com.au

Disclaimer: This analysis report is prepared solely for the client listed above. To the extent permitted by law, Incitec Pivot Limited excludes all liability in connection with this report and, where liability cannot be excluded, limits its liability, at its election, to the re-supply of the analysis services or the cost of the re-supply of such services.

SOIL ANALYSIS REPORT

Report Number: 634996

Sustainable Soils Management P/L
PO Box 130
WARREN
NSW 2824



Report Authorised
Paul Kennelly
Laboratory Manager
NATA Accredited Laboratory
Number: 11958

Sample Number: 022071352	Paddock Name: MT028515	Date Received: 18-Aug-2020
Test Code: 2017-082		Date of Report: 27-Oct-2020
Purchase Order No: TPG		
Grower Name: SUSTAINABLE SOIL MANAG		

Analyte	Result	Units	Method Code	Analyte Testing Period
2 hour natural aggregate ^	0			20/08/2020 to 20/08/2020
2 hour remoulded aggregate ^	0			20/08/2020 to 20/08/2020
20 hour natural aggregate ^	0			20/08/2020 to 20/08/2020
20 hour remoulded aggregate ^	0			20/08/2020 to 20/08/2020
Available Potassium ^	330	mg/kg	04-026-ICP8	20/08/2020 to 24/08/2020
Calcium % of Cations	59	%	04-026-ICP8	24/08/2020 to 24/08/2020
Emerson Class ^	6			20/08/2020 to 20/08/2020
Grass Tetany Risk Index ^	0.16		04-026-ICP8	20/08/2020 to 24/08/2020
Magnesium % of Cations	26	%	04-026-ICP8	24/08/2020 to 24/08/2020
Organic Matter (W&B * 1.72) ^	1.5	%	04-054-WCALC	25/08/2020 to 25/08/2020
Potassium % of Cations	14	%	04-026-ICP8	24/08/2020 to 24/08/2020
Slaking ^	0			20/08/2020 to 20/08/2020
Soil Colour	Brown		04-042-PHYS	24/08/2020 to 24/08/2020
Soil Texture	Clay		04-042-PHYS	24/08/2020 to 24/08/2020
pH (1:5 CaCl2)	4.9		04-031-PH	19/08/2020 to 20/08/2020
Electrical Conductivity (Sat. Ext.) ^	0.9	dS/m	04-054-WCALC	24/08/2020 to 24/08/2020
Organic Carbon (W&B)	0.86	%	04-018-UV1	19/08/2020 to 25/08/2020
Nitrate Nitrogen	57	mg/kg	04-063-FIA3	19/08/2020 to 21/08/2020
Ammonium Nitrogen	15	mg/kg	04-063-FIA3	19/08/2020 to 21/08/2020
Sulphur (KCl40)	9.4	mg/kg	04-021-ICP2	24/08/2020 to 25/08/2020
Phosphorus (Colwell)	18	mg/kg	04-013-COL_P	19/08/2020 to 21/08/2020
Phosphorus Buffer Index (PBI-Col)	45		04-020-ICP17	21/08/2020 to 21/08/2020
Potassium (Amm-acet.)	0.85	cmol(+)/kg	04-026-ICP8	20/08/2020 to 24/08/2020
Calcium (Amm-acet.)	3.6	cmol(+)/kg	04-026-ICP8	20/08/2020 to 24/08/2020
Magnesium (Amm-acet.)	1.6	cmol(+)/kg	04-026-ICP8	20/08/2020 to 24/08/2020
Sodium (Amm-acet.)	0.085	cmol(+)/kg	04-026-ICP8	20/08/2020 to 24/08/2020
Aluminium (KCl)	<9.0	mg/kg	04-027-ICP9	20/08/2020 to 24/08/2020
Aluminium (KCl)	<0.10	cmol(+)/kg	04-027-ICP9	20/08/2020 to 24/08/2020
Cation Exchange Capacity (Amm-acet.)	6.07	cmol(+)/kg	04-026-ICP8	24/08/2020 to 24/08/2020
Sodium % of cations	1.4	%	04-026-ICP8	24/08/2020 to 24/08/2020

Nutrient Advantage Laboratory Services

Nutrient Advantage is a trademark of Incitec Pivot Limited
Incitec Pivot Limited - ABN 42 004 080 264
8 South Rd, Werribee Vic 3030
Toll-free: 1800 803 453 Fax: (61 3) 9974 0699
Enquiries: lab.feedback@incitecpivot.com.au

Disclaimer: This analysis report is prepared solely for the client listed above. To the extent permitted by law, Incitec Pivot Limited excludes all liability in connection with this report and, where liability cannot be excluded, limits its liability, at its election, to the re-supply of the analysis services or the cost of the re-supply of such services.

SOIL ANALYSIS REPORT

Report Number: 634996

Sample Number: 022071352	Paddock Name: MT028515	Date Received: 18-Aug-2020
Test Code: 2017-082		Date of Report: 27-Oct-2020
Purchase Order No: TPG		
Grower Name: SUSTAINABLE SOIL MANAG		

Analyte	Result	Units	Method Code	Analyte Testing Period
Aluminium % of Cations	<1	%	04-026-ICP8	24/08/2020 to 24/08/2020
Calcium/Magnesium Ratio	2.3		04-026-ICP8	20/08/2020 to 24/08/2020
pH (1:5 Water)	5.6		04-031-PH	19/08/2020 to 20/08/2020
Electrical Conductivity (1:5 water)	0.15	dS/m	04-031-PH	19/08/2020 to 20/08/2020
Chloride	23	mg/kg	04-063-FIA3	19/08/2020 to 21/08/2020
Copper (DTPA)	0.84	mg/kg	04-024-ICP6	21/08/2020 to 24/08/2020
Zinc (DTPA)	0.31	mg/kg	04-024-ICP6	21/08/2020 to 24/08/2020
Manganese (DTPA)	58	mg/kg	04-024-ICP6	21/08/2020 to 24/08/2020
Iron (DTPA)	47	mg/kg	04-024-ICP6	21/08/2020 to 24/08/2020
Boron (Hot CaCl2)	0.51	mg/kg	04-025-ICP7	20/08/2020 to 24/08/2020
Molybdenum (Hot CaCl2) ^	<0.010	mg/kg	04-083-ICP27	20/08/2020 to 21/08/2020
Phosphorus Environmental Risk Index ^	0.40		04-020-ICP17	21/08/2020 to 21/08/2020
Sand (Coarse) ^	24.4	%	04-001-SANSILCLAY	19/08/2020 to 25/08/2020
Sand (Fine) ^	46.8	%	04-001-SANSILCLAY	19/08/2020 to 25/08/2020
Silt ^	10.0	%	04-001-SANSILCLAY	19/08/2020 to 25/08/2020
Clay ^	18.8	%	04-001-SANSILCLAY	19/08/2020 to 25/08/2020
Texture (Calculated) ^			04-001-SANSILCLAY	19/08/2020 to 25/08/2020

Sample condition on receipt: Suitable for testing.

The results pertain only to the sample submitted.

This document shall not be reproduced except in full.

Analyses performed on soil dried at 40°C and ground to 2mm or less.

^ NATA accreditation does not cover the performance of this service.

Accredited for compliance with ISO/IEC 17025 - Testing.

This results of the tests, calibrations and/or measurements included in this document are traceable to Australian/International standards.

Nutrient Advantage Laboratory Services

Nutrient Advantage is a trademark of Incitec Pivot Limited
 Incitec Pivot Limited - ABN 42 004 080 264
 8 South Rd, Werribee Vic 3030
 Toll-free: 1800 803 453 Fax: (61 3) 9974 0699
 Enquiries: lab.feedback@incitecpivot.com.au

Disclaimer: This analysis report is prepared solely for the client listed above. To the extent permitted by law, Incitec Pivot Limited excludes all liability in connection with this report and, where liability cannot be excluded, limits its liability, at its election, to the re-supply of the analysis services or the cost of the re-supply of such services.

SOIL ANALYSIS REPORT

Report Number: 634997

Sustainable Soils Management P/L
PO Box 130
WARREN
NSW 2824



Report Authorised
Paul Kennelly
Laboratory Manager
NATA Accredited Laboratory
Number: 11958

Sample Number: 022071351	Paddock Name: MT0281530	Date Received: 18-Aug-2020
Test Code: 2017-064		Date of Report: 27-Oct-2020
Purchase Order No: TPG		
Grower Name: SUSTAINABLE SOIL MANAG		

Analyte	Result	Units	Method Code	Analyte Testing Period
2 hour natural aggregate ^	0			20/08/2020 to 20/08/2020
2 hour remoulded aggregate ^	3			20/08/2020 to 20/08/2020
20 hour natural aggregate ^	1			20/08/2020 to 20/08/2020
20 hour remoulded aggregate ^	3			20/08/2020 to 20/08/2020
Available Potassium ^	320	mg/kg	04-026-ICP8	20/08/2020 to 24/08/2020
Calcium % of Cations	59	%	04-026-ICP8	24/08/2020 to 24/08/2020
Emerson Class ^	3			20/08/2020 to 20/08/2020
Grass Tetany Risk Index ^	0.077		04-026-ICP8	20/08/2020 to 24/08/2020
Magnesium % of Cations	32	%	04-026-ICP8	24/08/2020 to 24/08/2020
Potassium % of Cations	7.0	%	04-026-ICP8	24/08/2020 to 24/08/2020
Slaking ^	0			20/08/2020 to 20/08/2020
pH (1:5 CaCl2)	6.0		04-031-PH	19/08/2020 to 20/08/2020
Nitrate Nitrogen	25	mg/kg	04-063-FIA3	19/08/2020 to 21/08/2020
Ammonium Nitrogen	1.0	mg/kg	04-063-FIA3	19/08/2020 to 21/08/2020
Potassium (Amm-acet.)	0.81	cmol(+)/kg	04-026-ICP8	20/08/2020 to 24/08/2020
Calcium (Amm-acet.)	6.8	cmol(+)/kg	04-026-ICP8	20/08/2020 to 24/08/2020
Magnesium (Amm-acet.)	3.7	cmol(+)/kg	04-026-ICP8	20/08/2020 to 24/08/2020
Sodium (Amm-acet.)	0.24	cmol(+)/kg	04-026-ICP8	20/08/2020 to 24/08/2020
Aluminium (KCl)	<9.0	mg/kg	04-027-ICP9	20/08/2020 to 24/08/2020
Aluminium (KCl)	<0.10	cmol(+)/kg	04-027-ICP9	20/08/2020 to 24/08/2020
Cation Exchange Capacity (Amm-acet.)	11.6	cmol(+)/kg	04-026-ICP8	24/08/2020 to 24/08/2020
Sodium % of cations	2.1	%	04-026-ICP8	24/08/2020 to 24/08/2020
Aluminium % of Cations	<1	%	04-026-ICP8	24/08/2020 to 24/08/2020
Calcium/Magnesium Ratio	1.8		04-026-ICP8	20/08/2020 to 24/08/2020
pH (1:5 Water)	6.9		04-031-PH	19/08/2020 to 20/08/2020
Electrical Conductivity (1:5 water)	0.08	dS/m	04-031-PH	19/08/2020 to 20/08/2020
Chloride	<10	mg/kg	04-063-FIA3	19/08/2020 to 21/08/2020
Sand (Coarse) ^	17.9	%	04-001-SANSILCLAY	19/08/2020 to 25/08/2020
Sand (Fine) ^	38.3	%	04-001-SANSILCLAY	19/08/2020 to 25/08/2020
Silt ^	10.0	%	04-001-SANSILCLAY	19/08/2020 to 25/08/2020

Nutrient Advantage Laboratory Services

Nutrient Advantage is a trademark of Incitec Pivot Limited
Incitec Pivot Limited - ABN 42 004 080 264
8 South Rd, Werribee Vic 3030
Toll-free: 1800 803 453 Fax: (61 3) 9974 0699
Enquiries: lab.feedback@incitecpivot.com.au

Disclaimer: This analysis report is prepared solely for the client listed above. To the extent permitted by law, Incitec Pivot Limited excludes all liability in connection with this report and, where liability cannot be excluded, limits its liability, at its election, to the re-supply of the analysis services or the cost of the re-supply of such services.

SOIL ANALYSIS REPORT

Report Number: 634997

Sample Number: 022071351	Paddock Name: MT0281530	Date Received: 18-Aug-2020
Test Code: 2017-064		Date of Report: 27-Oct-2020
Purchase Order No: TPG		
Grower Name: SUSTAINABLE SOIL MANAG		

Analyte	Result	Units	Method Code	Analyte Testing Period
Clay ^	33.8	%	04-001-SANSILCLAY	19/08/2020 to 25/08/2020
Texture (Calculated) ^			04-001-SANSILCLAY	19/08/2020 to 25/08/2020

Sample condition on receipt: Suitable for testing.

The results pertain only to the sample submitted.

This document shall not be reproduced except in full.

Analyses performed on soil dried at 40°C and ground to 2mm or less.

^ NATA accreditation does not cover the performance of this service.

Accredited for compliance with ISO/IEC 17025 - Testing.

This results of the tests, calibrations and/or measurements included in this document are traceable to Australian/International standards.

Nutrient Advantage Laboratory Services

Nutrient Advantage is a trademark of Incitec Pivot Limited
Incitec Pivot Limited - ABN 42 004 080 264
8 South Rd, Werribee Vic 3030
Toll-free: 1800 803 453 Fax: (61 3) 9974 0699
Enquiries: lab.feedback@incitecpivot.com.au

Disclaimer: This analysis report is prepared solely for the client listed above. To the extent permitted by law, Incitec Pivot Limited excludes all liability in connection with this report and, where liability cannot be excluded, limits its liability, at its election, to the re-supply of the analysis services or the cost of the re-supply of such services.

SOIL ANALYSIS REPORT

Report Number: 634998

Sustainable Soils Management P/L
PO Box 130
WARREN
NSW 2824



Report Authorised
Paul Kennelly
Laboratory Manager
NATA Accredited Laboratory
Number: 11958

Sample Number: 022071350	Paddock Name: MT0283060	Date Received: 18-Aug-2020
Test Code: 2017-064		Date of Report: 27-Oct-2020
Purchase Order No: TPG		
Grower Name: SUSTAINABLE SOIL MANAG		

Analyte	Result	Units	Method Code	Analyte Testing Period
2 hour natural aggregate ^	1			20/08/2020 to 20/08/2020
2 hour remoulded aggregate ^	1			20/08/2020 to 20/08/2020
20 hour natural aggregate ^	2			20/08/2020 to 20/08/2020
20 hour remoulded aggregate ^	2			20/08/2020 to 20/08/2020
Available Potassium ^	340	mg/kg	04-026-ICP8	20/08/2020 to 24/08/2020
Calcium % of Cations	56	%	04-026-ICP8	24/08/2020 to 24/08/2020
Emerson Class ^	2			20/08/2020 to 20/08/2020
Grass Tetany Risk Index ^	0.055		04-026-ICP8	20/08/2020 to 24/08/2020
Magnesium % of Cations	36	%	04-026-ICP8	24/08/2020 to 24/08/2020
Potassium % of Cations	5.1	%	04-026-ICP8	24/08/2020 to 24/08/2020
Slaking ^	0			20/08/2020 to 20/08/2020
pH (1:5 CaCl2)	7.4		04-031-PH	19/08/2020 to 20/08/2020
Nitrate Nitrogen	7.7	mg/kg	04-063-FIA3	19/08/2020 to 21/08/2020
Ammonium Nitrogen	<0.60	mg/kg	04-063-FIA3	19/08/2020 to 21/08/2020
Potassium (Amm-acet.)	0.88	cmol(+)/kg	04-026-ICP8	20/08/2020 to 24/08/2020
Calcium (Amm-acet.)	9.7	cmol(+)/kg	04-026-ICP8	20/08/2020 to 24/08/2020
Magnesium (Amm-acet.)	6.3	cmol(+)/kg	04-026-ICP8	20/08/2020 to 24/08/2020
Sodium (Amm-acet.)	0.51	cmol(+)/kg	04-026-ICP8	20/08/2020 to 24/08/2020
Aluminium (KCl)	<9.0	mg/kg	04-027-ICP9	20/08/2020 to 24/08/2020
Aluminium (KCl)	<0.10	cmol(+)/kg	04-027-ICP9	20/08/2020 to 24/08/2020
Cation Exchange Capacity (Amm-acet.)	17.3	cmol(+)/kg	04-026-ICP8	24/08/2020 to 24/08/2020
Sodium % of cations	2.9	%	04-026-ICP8	24/08/2020 to 24/08/2020
Aluminium % of Cations	<1	%	04-026-ICP8	24/08/2020 to 24/08/2020
Calcium/Magnesium Ratio	1.5		04-026-ICP8	20/08/2020 to 24/08/2020
pH (1:5 Water)	8.4		04-031-PH	19/08/2020 to 20/08/2020
Electrical Conductivity (1:5 water)	0.08	dS/m	04-031-PH	19/08/2020 to 20/08/2020
Chloride	<10	mg/kg	04-063-FIA3	19/08/2020 to 21/08/2020
Sand (Coarse) ^	11.5	%	04-001-SANSILCLAY	19/08/2020 to 25/08/2020
Sand (Fine) ^	32.0	%	04-001-SANSILCLAY	19/08/2020 to 25/08/2020
Silt ^	9.8	%	04-001-SANSILCLAY	19/08/2020 to 25/08/2020

Nutrient Advantage Laboratory Services

Nutrient Advantage is a trademark of Incitec Pivot Limited
Incitec Pivot Limited - ABN 42 004 080 264
8 South Rd, Werribee Vic 3030
Toll-free: 1800 803 453 Fax: (61 3) 9974 0699
Enquiries: lab.feedback@incitecpivot.com.au

Disclaimer: This analysis report is prepared solely for the client listed above. To the extent permitted by law, Incitec Pivot Limited excludes all liability in connection with this report and, where liability cannot be excluded, limits its liability, at its election, to the re-supply of the analysis services or the cost of the re-supply of such services.

SOIL ANALYSIS REPORT

Report Number: 634998

Sample Number: 022071350	Paddock Name: MT0283060	Date Received: 18-Aug-2020
Test Code: 2017-064		Date of Report: 27-Oct-2020
Purchase Order No: TPG		
Grower Name: SUSTAINABLE SOIL MANAG		

Analyte	Result	Units	Method Code	Analyte Testing Period
Clay ^	46.7	%	04-001-SANSILCLAY	19/08/2020 to 25/08/2020
Texture (Calculated) ^			04-001-SANSILCLAY	19/08/2020 to 25/08/2020

Sample condition on receipt: Suitable for testing.

The results pertain only to the sample submitted.

This document shall not be reproduced except in full.

Analyses performed on soil dried at 40°C and ground to 2mm or less.

^ NATA accreditation does not cover the performance of this service.

Accredited for compliance with ISO/IEC 17025 - Testing.

This results of the tests, calibrations and/or measurements included in this document are traceable to Australian/International standards.

Nutrient Advantage Laboratory Services

Nutrient Advantage is a trademark of Incitec Pivot Limited
Incitec Pivot Limited - ABN 42 004 080 264
8 South Rd, Werribee Vic 3030
Toll-free: 1800 803 453 Fax: (61 3) 9974 0699
Enquiries: lab.feedback@incitecpivot.com.au

Disclaimer: This analysis report is prepared solely for the client listed above. To the extent permitted by law, Incitec Pivot Limited excludes all liability in connection with this report and, where liability cannot be excluded, limits its liability, at its election, to the re-supply of the analysis services or the cost of the re-supply of such services.

SOIL ANALYSIS REPORT

Report Number: 634999

Sustainable Soils Management P/L
PO Box 130
WARREN
NSW 2824



Report Authorised
Paul Kennelly
Laboratory Manager
NATA Accredited Laboratory
Number: 11958

Sample Number: 022071349	Paddock Name: MT02860100	Date Received: 18-Aug-2020
Test Code: 2017-064		Date of Report: 27-Oct-2020
Purchase Order No: TPG		
Grower Name: SUSTAINABLE SOIL MANAG		

Analyte	Result	Units	Method Code	Analyte Testing Period
2 hour natural aggregate ^	1			20/08/2020 to 20/08/2020
2 hour remoulded aggregate ^	3			20/08/2020 to 20/08/2020
20 hour natural aggregate ^	1			20/08/2020 to 20/08/2020
20 hour remoulded aggregate ^	3			20/08/2020 to 20/08/2020
Available Potassium ^	290	mg/kg	04-026-ICP8	20/08/2020 to 24/08/2020
Calcium % of Cations	53	%	04-026-ICP8	24/08/2020 to 24/08/2020
Emerson Class ^	2			20/08/2020 to 20/08/2020
Grass Tetany Risk Index ^	0.046		04-026-ICP8	20/08/2020 to 24/08/2020
Magnesium % of Cations	38	%	04-026-ICP8	24/08/2020 to 24/08/2020
Potassium % of Cations	4.2	%	04-026-ICP8	24/08/2020 to 24/08/2020
Slaking ^	0			20/08/2020 to 20/08/2020
pH (1:5 CaCl2)	8.2		04-031-PH	19/08/2020 to 20/08/2020
Nitrate Nitrogen	2.4	mg/kg	04-063-FIA3	19/08/2020 to 21/08/2020
Ammonium Nitrogen	0.72	mg/kg	04-063-FIA3	19/08/2020 to 21/08/2020
Potassium (Amm-acet.)	0.73	cmol(+)/kg	04-026-ICP8	20/08/2020 to 24/08/2020
Calcium (Amm-acet.)	9.2	cmol(+)/kg	04-026-ICP8	20/08/2020 to 24/08/2020
Magnesium (Amm-acet.)	6.6	cmol(+)/kg	04-026-ICP8	20/08/2020 to 24/08/2020
Sodium (Amm-acet.)	0.80	cmol(+)/kg	04-026-ICP8	20/08/2020 to 24/08/2020
Aluminium (KCl)	<9.0	mg/kg	04-027-ICP9	20/08/2020 to 24/08/2020
Aluminium (KCl)	<0.10	cmol(+)/kg	04-027-ICP9	20/08/2020 to 24/08/2020
Cation Exchange Capacity (Amm-acet.)	17.4	cmol(+)/kg	04-026-ICP8	24/08/2020 to 24/08/2020
Sodium % of cations	4.6	%	04-026-ICP8	24/08/2020 to 24/08/2020
Aluminium % of Cations	<1	%	04-026-ICP8	24/08/2020 to 24/08/2020
Calcium/Magnesium Ratio	1.4		04-026-ICP8	20/08/2020 to 24/08/2020
pH (1:5 Water)	9.0		04-031-PH	19/08/2020 to 20/08/2020
Electrical Conductivity (1:5 water)	0.14	dS/m	04-031-PH	19/08/2020 to 20/08/2020
Chloride	16	mg/kg	04-063-FIA3	19/08/2020 to 21/08/2020
Sand (Coarse) ^	15.2	%	04-001-SANSILCLAY	19/08/2020 to 25/08/2020
Sand (Fine) ^	41.6	%	04-001-SANSILCLAY	19/08/2020 to 25/08/2020
Silt ^	10.2	%	04-001-SANSILCLAY	19/08/2020 to 25/08/2020

Nutrient Advantage Laboratory Services

Nutrient Advantage is a trademark of Incitec Pivot Limited
Incitec Pivot Limited - ABN 42 004 080 264
8 South Rd, Werribee Vic 3030
Toll-free: 1800 803 453 Fax: (61 3) 9974 0699
Enquiries: lab.feedback@incitecpivot.com.au

Disclaimer: This analysis report is prepared solely for the client listed above. To the extent permitted by law, Incitec Pivot Limited excludes all liability in connection with this report and, where liability cannot be excluded, limits its liability, at its election, to the re-supply of the analysis services or the cost of the re-supply of such services.

SOIL ANALYSIS REPORT

Report Number: 634999

Sample Number: 022071349	Paddock Name: MT02860100	Date Received: 18-Aug-2020
Test Code: 2017-064		Date of Report: 27-Oct-2020
Purchase Order No: TPG		
Grower Name: SUSTAINABLE SOIL MANAG		

Analyte	Result	Units	Method Code	Analyte Testing Period
Clay ^	33.0	%	04-001-SANSILCLAY	19/08/2020 to 25/08/2020
Texture (Calculated) ^			04-001-SANSILCLAY	19/08/2020 to 25/08/2020

Sample condition on receipt: Suitable for testing.

The results pertain only to the sample submitted.

This document shall not be reproduced except in full.

Analyses performed on soil dried at 40°C and ground to 2mm or less.

^ NATA accreditation does not cover the performance of this service.

Accredited for compliance with ISO/IEC 17025 - Testing.

This results of the tests, calibrations and/or measurements included in this document are traceable to Australian/International standards.

Nutrient Advantage Laboratory Services

Nutrient Advantage is a trademark of Incitec Pivot Limited
Incitec Pivot Limited - ABN 42 004 080 264
8 South Rd, Werribee Vic 3030
Toll-free: 1800 803 453 Fax: (61 3) 9974 0699
Enquiries: lab.feedback@incitecpivot.com.au

Disclaimer: This analysis report is prepared solely for the client listed above. To the extent permitted by law, Incitec Pivot Limited excludes all liability in connection with this report and, where liability cannot be excluded, limits its liability, at its election, to the re-supply of the analysis services or the cost of the re-supply of such services.

SOIL ANALYSIS REPORT

Report Number: 635000

Sustainable Soils Management P/L
PO Box 130
WARREN
NSW 2824



Report Authorised
Paul Kennelly
Laboratory Manager
NATA Accredited Laboratory
Number: 11958

Sample Number: 022071348	Paddock Name: MT02905	Date Received: 18-Aug-2020
Test Code: 2017-083		Date of Report: 27-Oct-2020
Purchase Order No: TPG		
Grower Name: SUSTAINABLE SOIL MANAG		

Analyte	Result	Units	Method Code	Analyte Testing Period
2 hour natural aggregate ^	1			20/08/2020 to 20/08/2020
2 hour remoulded aggregate ^	3			20/08/2020 to 20/08/2020
20 hour natural aggregate ^	1			20/08/2020 to 20/08/2020
20 hour remoulded aggregate ^	3			20/08/2020 to 20/08/2020
Available Potassium ^	490	mg/kg	04-026-ICP8	20/08/2020 to 24/08/2020
Calcium % of Cations	57	%	04-026-ICP8	24/08/2020 to 24/08/2020
Emerson Class ^	2			20/08/2020 to 20/08/2020
Grass Tetany Risk Index ^	0.31		04-026-ICP8	20/08/2020 to 24/08/2020
Magnesium % of Cations	18	%	04-026-ICP8	24/08/2020 to 24/08/2020
Organic Matter (W&B * 1.72) ^	2.1	%	04-054-WCALC	25/08/2020 to 25/08/2020
Potassium % of Cations	22	%	04-026-ICP8	24/08/2020 to 24/08/2020
Slaking ^	0			20/08/2020 to 20/08/2020
Soil Colour	Brown		04-042-PHYS	24/08/2020 to 24/08/2020
Soil Texture	Clay Loam		04-042-PHYS	24/08/2020 to 24/08/2020
pH (1:5 CaCl2)	5.0		04-031-PH	19/08/2020 to 20/08/2020
Electrical Conductivity (Sat. Ext.) ^	0.4	dS/m	04-054-WCALC	24/08/2020 to 24/08/2020
Organic Carbon (W&B)	1.21	%	04-018-UV1	24/08/2020 to 25/08/2020
Nitrate Nitrogen	9.2	mg/kg	04-063-FIA3	19/08/2020 to 21/08/2020
Ammonium Nitrogen	4.2	mg/kg	04-063-FIA3	19/08/2020 to 21/08/2020
Sulphur (KCl40)	3.0	mg/kg	04-021-ICP2	24/08/2020 to 25/08/2020
Phosphorus (Colwell)	23	mg/kg	04-013-COL_P	19/08/2020 to 21/08/2020
Phosphorus Buffer Index (PBI-Col)	40		04-020-ICP17	21/08/2020 to 21/08/2020
Potassium (Amm-acet.)	1.3	cmol(+)/kg	04-026-ICP8	20/08/2020 to 24/08/2020
Calcium (Amm-acet.)	3.2	cmol(+)/kg	04-026-ICP8	20/08/2020 to 24/08/2020
Magnesium (Amm-acet.)	1.0	cmol(+)/kg	04-026-ICP8	20/08/2020 to 24/08/2020
Sodium (Amm-acet.)	0.036	cmol(+)/kg	04-026-ICP8	20/08/2020 to 24/08/2020
Aluminium (KCl)	9.4	mg/kg	04-027-ICP9	20/08/2020 to 24/08/2020
Aluminium (KCl)	0.10	cmol(+)/kg	04-027-ICP9	20/08/2020 to 24/08/2020
Cation Exchange Capacity (Amm-acet.)	5.67	cmol(+)/kg	04-026-ICP8	24/08/2020 to 24/08/2020
Sodium % of cations	0.63	%	04-026-ICP8	24/08/2020 to 24/08/2020

Nutrient Advantage Laboratory Services

Nutrient Advantage is a trademark of Incitec Pivot Limited
Incitec Pivot Limited - ABN 42 004 080 264
8 South Rd, Werribee Vic 3030
Toll-free: 1800 803 453 Fax: (61 3) 9974 0699
Enquiries: lab.feedback@incitecpivot.com.au

Disclaimer: This analysis report is prepared solely for the client listed above. To the extent permitted by law, Incitec Pivot Limited excludes all liability in connection with this report and, where liability cannot be excluded, limits its liability, at its election, to the re-supply of the analysis services or the cost of the re-supply of such services.

SOIL ANALYSIS REPORT

Report Number: 635000

Sample Number: 022071348	Paddock Name: MT02905	Date Received: 18-Aug-2020
Test Code: 2017-083		Date of Report: 27-Oct-2020
Purchase Order No: TPG		
Grower Name: SUSTAINABLE SOIL MANAG		

Analyte	Result	Units	Method Code	Analyte Testing Period
Aluminium % of Cations	1.8	%	04-026-ICP8	24/08/2020 to 24/08/2020
Calcium/Magnesium Ratio	3.2		04-026-ICP8	20/08/2020 to 24/08/2020
pH (1:5 Water)	6.2		04-031-PH	19/08/2020 to 20/08/2020
Electrical Conductivity (1:5 water)	0.05	dS/m	04-031-PH	19/08/2020 to 20/08/2020
Chloride	<10	mg/kg	04-063-FIA3	19/08/2020 to 21/08/2020
Copper (DTPA)	0.67	mg/kg	04-024-ICP6	21/08/2020 to 24/08/2020
Zinc (DTPA)	0.64	mg/kg	04-024-ICP6	21/08/2020 to 24/08/2020
Manganese (DTPA)	28	mg/kg	04-024-ICP6	21/08/2020 to 24/08/2020
Iron (DTPA)	82	mg/kg	04-024-ICP6	21/08/2020 to 24/08/2020
Boron (Hot CaCl ₂)	0.55	mg/kg	04-025-ICP7	20/08/2020 to 24/08/2020
Molybdenum (Hot CaCl ₂) ^	<0.010	mg/kg	04-083-ICP27	20/08/2020 to 21/08/2020
Phosphorus Environmental Risk Index ^	0.58		04-020-ICP17	21/08/2020 to 21/08/2020

Sample condition on receipt: Suitable for testing.

The results pertain only to the sample submitted.

This document shall not be reproduced except in full.

Analyses performed on soil dried at 40°C and ground to 2mm or less.

^ NATA accreditation does not cover the performance of this service.

Accredited for compliance with ISO/IEC 17025 - Testing.

This results of the tests, calibrations and/or measurements included in this document are traceable to Australian/International standards.

Nutrient Advantage Laboratory Services

Nutrient Advantage is a trademark of Incitec Pivot Limited
Incitec Pivot Limited - ABN 42 004 080 264
8 South Rd, Werribee Vic 3030
Toll-free: 1800 803 453 Fax: (61 3) 9974 0699
Enquiries: lab.feedback@incitecpivot.com.au

Disclaimer: This analysis report is prepared solely for the client listed above. To the extent permitted by law, Incitec Pivot Limited excludes all liability in connection with this report and, where liability cannot be excluded, limits its liability, at its election, to the re-supply of the analysis services or the cost of the re-supply of such services.

SOIL ANALYSIS REPORT

Report Number: 635001

Sustainable Soils Management P/L
PO Box 130
WARREN
NSW 2824



Report Authorised
Paul Kennelly
Laboratory Manager
NATA Accredited Laboratory
Number: 11958

Sample Number: 022071347	Paddock Name: MT029515	Date Received: 18-Aug-2020
Test Code: 2017-083		Date of Report: 27-Oct-2020
Purchase Order No: TPG		
Grower Name: SUSTAINABLE SOIL MANAG		

Analyte	Result	Units	Method Code	Analyte Testing Period
2 hour natural aggregate ^	0			21/08/2020 to 21/08/2020
2 hour remoulded aggregate ^	0			21/08/2020 to 21/08/2020
20 hour natural aggregate ^	1			21/08/2020 to 21/08/2020
20 hour remoulded aggregate ^	1			21/08/2020 to 21/08/2020
Available Potassium ^	310	mg/kg	04-026-ICP8	20/08/2020 to 24/08/2020
Calcium % of Cations	60	%	04-026-ICP8	24/08/2020 to 24/08/2020
Emerson Class ^	3			21/08/2020 to 21/08/2020
Grass Tetany Risk Index ^	0.18		04-026-ICP8	20/08/2020 to 24/08/2020
Magnesium % of Cations	22	%	04-026-ICP8	24/08/2020 to 24/08/2020
Organic Matter (W&B * 1.72) ^	1.5	%	04-054-WCALC	25/08/2020 to 25/08/2020
Potassium % of Cations	15	%	04-026-ICP8	24/08/2020 to 24/08/2020
Slaking ^	0			21/08/2020 to 21/08/2020
Soil Colour	Brown		04-042-PHYS	24/08/2020 to 24/08/2020
Soil Texture	Clay		04-042-PHYS	24/08/2020 to 24/08/2020
pH (1:5 CaCl2)	4.8		04-031-PH	19/08/2020 to 20/08/2020
Electrical Conductivity (Sat. Ext.) ^	0.2	dS/m	04-054-WCALC	24/08/2020 to 24/08/2020
Organic Carbon (W&B)	0.86	%	04-018-UV1	24/08/2020 to 25/08/2020
Nitrate Nitrogen	6.4	mg/kg	04-063-FIA3	19/08/2020 to 21/08/2020
Ammonium Nitrogen	0.60	mg/kg	04-063-FIA3	19/08/2020 to 21/08/2020
Sulphur (KCl40)	3.4	mg/kg	04-021-ICP2	24/08/2020 to 25/08/2020
Phosphorus (Colwell)	13	mg/kg	04-013-COL_P	19/08/2020 to 21/08/2020
Phosphorus Buffer Index (PBI-Col)	49		04-020-ICP17	21/08/2020 to 21/08/2020
Potassium (Amm-acet.)	0.80	cmol(+)/kg	04-026-ICP8	20/08/2020 to 24/08/2020
Calcium (Amm-acet.)	3.2	cmol(+)/kg	04-026-ICP8	20/08/2020 to 24/08/2020
Magnesium (Amm-acet.)	1.2	cmol(+)/kg	04-026-ICP8	20/08/2020 to 24/08/2020
Sodium (Amm-acet.)	0.053	cmol(+)/kg	04-026-ICP8	20/08/2020 to 24/08/2020
Aluminium (KCl)	10	mg/kg	04-027-ICP9	20/08/2020 to 24/08/2020
Aluminium (KCl)	0.12	cmol(+)/kg	04-027-ICP9	20/08/2020 to 24/08/2020
Cation Exchange Capacity (Amm-acet.)	5.30	cmol(+)/kg	04-026-ICP8	24/08/2020 to 24/08/2020
Sodium % of cations	0.99	%	04-026-ICP8	24/08/2020 to 24/08/2020

Nutrient Advantage Laboratory Services

Nutrient Advantage is a trademark of Incitec Pivot Limited
Incitec Pivot Limited - ABN 42 004 080 264
8 South Rd, Werribee Vic 3030
Toll-free: 1800 803 453 Fax: (61 3) 9974 0699
Enquiries: lab.feedback@incitecpivot.com.au

Disclaimer: This analysis report is prepared solely for the client listed above. To the extent permitted by law, Incitec Pivot Limited excludes all liability in connection with this report and, where liability cannot be excluded, limits its liability, at its election, to the re-supply of the analysis services or the cost of the re-supply of such services.

SOIL ANALYSIS REPORT

Report Number: 635001

Sample Number: 022071347	Paddock Name: MT029515	Date Received: 18-Aug-2020
Test Code: 2017-083		Date of Report: 27-Oct-2020
Purchase Order No: TPG		
Grower Name: SUSTAINABLE SOIL MANAG		

Analyte	Result	Units	Method Code	Analyte Testing Period
Aluminium % of Cations	2.2	%	04-026-ICP8	24/08/2020 to 24/08/2020
Calcium/Magnesium Ratio	2.7		04-026-ICP8	20/08/2020 to 24/08/2020
pH (1:5 Water)	6.0		04-031-PH	19/08/2020 to 20/08/2020
Electrical Conductivity (1:5 water)	0.04	dS/m	04-031-PH	19/08/2020 to 20/08/2020
Chloride	<10	mg/kg	04-063-FIA3	19/08/2020 to 21/08/2020
Copper (DTPA)	0.77	mg/kg	04-024-ICP6	21/08/2020 to 24/08/2020
Zinc (DTPA)	0.19	mg/kg	04-024-ICP6	21/08/2020 to 24/08/2020
Manganese (DTPA)	40	mg/kg	04-024-ICP6	21/08/2020 to 24/08/2020
Iron (DTPA)	63	mg/kg	04-024-ICP6	21/08/2020 to 24/08/2020
Boron (Hot CaCl ₂)	0.54	mg/kg	04-025-ICP7	20/08/2020 to 24/08/2020
Molybdenum (Hot CaCl ₂) ^	<0.010	mg/kg	04-083-ICP27	20/08/2020 to 21/08/2020
Phosphorus Environmental Risk Index ^	0.27		04-020-ICP17	21/08/2020 to 21/08/2020

Sample condition on receipt: Suitable for testing.

The results pertain only to the sample submitted.

This document shall not be reproduced except in full.

Analyses performed on soil dried at 40°C and ground to 2mm or less.

^ NATA accreditation does not cover the performance of this service.

Accredited for compliance with ISO/IEC 17025 - Testing.

This results of the tests, calibrations and/or measurements included in this document are traceable to Australian/International standards.

Nutrient Advantage Laboratory Services

Nutrient Advantage is a trademark of Incitec Pivot Limited
Incitec Pivot Limited - ABN 42 004 080 264
8 South Rd, Werribee Vic 3030
Toll-free: 1800 803 453 Fax: (61 3) 9974 0699
Enquiries: lab.feedback@incitecpivot.com.au

Disclaimer: This analysis report is prepared solely for the client listed above. To the extent permitted by law, Incitec Pivot Limited excludes all liability in connection with this report and, where liability cannot be excluded, limits its liability, at its election, to the re-supply of the analysis services or the cost of the re-supply of such services.

SOIL ANALYSIS REPORT

Report Number: 635002

Sustainable Soils Management P/L
PO Box 130
WARREN
NSW 2824



Report Authorised
Paul Kennelly
Laboratory Manager
NATA Accredited Laboratory
Number: 11958

Sample Number: 022071346	Paddock Name: MT0291530	Date Received: 18-Aug-2020
Test Code: 2017-065		Date of Report: 27-Oct-2020
Purchase Order No: TPG		
Grower Name: SUSTAINABLE SOIL MANAG		

Analyte	Result	Units	Method Code	Analyte Testing Period
2 hour natural aggregate ^	2			21/08/2020 to 21/08/2020
2 hour remoulded aggregate ^	4			21/08/2020 to 21/08/2020
20 hour natural aggregate ^	2			21/08/2020 to 21/08/2020
20 hour remoulded aggregate ^	4			21/08/2020 to 21/08/2020
Available Potassium ^	250	mg/kg	04-026-ICP8	20/08/2020 to 24/08/2020
Calcium % of Cations	54	%	04-026-ICP8	24/08/2020 to 24/08/2020
Emerson Class ^	2			21/08/2020 to 21/08/2020
Grass Tetany Risk Index ^	0.089		04-026-ICP8	20/08/2020 to 24/08/2020
Magnesium % of Cations	34	%	04-026-ICP8	24/08/2020 to 24/08/2020
Potassium % of Cations	7.9	%	04-026-ICP8	24/08/2020 to 24/08/2020
Slaking ^	0			21/08/2020 to 21/08/2020
pH (1:5 CaCl2)	5.5		04-031-PH	19/08/2020 to 20/08/2020
Nitrate Nitrogen	4.3	mg/kg	04-063-FIA3	19/08/2020 to 21/08/2020
Ammonium Nitrogen	<0.60	mg/kg	04-063-FIA3	19/08/2020 to 21/08/2020
Potassium (Amm-acet.)	0.64	cmol(+)/kg	04-026-ICP8	20/08/2020 to 24/08/2020
Calcium (Amm-acet.)	4.4	cmol(+)/kg	04-026-ICP8	20/08/2020 to 24/08/2020
Magnesium (Amm-acet.)	2.8	cmol(+)/kg	04-026-ICP8	20/08/2020 to 24/08/2020
Sodium (Amm-acet.)	0.32	cmol(+)/kg	04-026-ICP8	20/08/2020 to 24/08/2020
Aluminium (KCl)	<9.0	mg/kg	04-027-ICP9	20/08/2020 to 24/08/2020
Aluminium (KCl)	<0.10	cmol(+)/kg	04-027-ICP9	20/08/2020 to 24/08/2020
Cation Exchange Capacity (Amm-acet.)	8.13	cmol(+)/kg	04-026-ICP8	24/08/2020 to 24/08/2020
Sodium % of cations	3.9	%	04-026-ICP8	24/08/2020 to 24/08/2020
Aluminium % of Cations	<1	%	04-026-ICP8	24/08/2020 to 24/08/2020
Calcium/Magnesium Ratio	1.6		04-026-ICP8	20/08/2020 to 24/08/2020
pH (1:5 Water)	6.8		04-031-PH	19/08/2020 to 20/08/2020
Electrical Conductivity (1:5 water)	0.04	dS/m	04-031-PH	19/08/2020 to 20/08/2020
Chloride	<10	mg/kg	04-063-FIA3	19/08/2020 to 21/08/2020

Nutrient Advantage Laboratory Services

Nutrient Advantage is a trademark of Incitec Pivot Limited
Incitec Pivot Limited - ABN 42 004 080 264
8 South Rd, Werribee Vic 3030
Toll-free: 1800 803 453 Fax: (61 3) 9974 0699
Enquiries: lab.feedback@incitecpivot.com.au

Disclaimer: This analysis report is prepared solely for the client listed above. To the extent permitted by law, Incitec Pivot Limited excludes all liability in connection with this report and, where liability cannot be excluded, limits its liability, at its election, to the re-supply of the analysis services or the cost of the re-supply of such services.

Report Number: 635002

Sample condition on receipt: Suitable for testing.

The results pertain only to the sample submitted.

This document shall not be reproduced except in full.

Analyses performed on soil dried at 40°C and ground to 2mm or less.

^ NATA accreditation does not cover the performance of this service.

Accredited for compliance with ISO/IEC 17025 - Testing.

This results of the tests, calibrations and/or measurements included in this document are traceable to Australian/International standards.

Nutrient Advantage Laboratory Services

Nutrient Advantage is a trademark of Incitec Pivot Limited

Incitec Pivot Limited - ABN 42 004 080 264

8 South Rd, Werribee Vic 3030

Toll-free: 1800 803 453 Fax: (61 3) 9974 0699

Enquiries: lab.feedback@incitecpivot.com.au

Disclaimer: This analysis report is prepared solely for the client listed above. To the extent permitted by law, Incitec Pivot Limited excludes all liability in connection with this report and, where liability cannot be excluded, limits its liability, at its election, to the re-supply of the analysis services or the cost of the re-supply of such services.

SOIL ANALYSIS REPORT

Report Number: 635003

Sustainable Soils Management P/L
PO Box 130
WARREN
NSW 2824



Report Authorised
Paul Kennelly
Laboratory Manager
NATA Accredited Laboratory
Number: 11958

Sample Number: 022071345	Paddock Name: MT0293060	Date Received: 18-Aug-2020
Test Code: 2017-065		Date of Report: 27-Oct-2020
Purchase Order No: TPG		
Grower Name: SUSTAINABLE SOIL MANAG		

Analyte	Result	Units	Method Code	Analyte Testing Period
2 hour natural aggregate ^	3			21/08/2020 to 21/08/2020
2 hour remoulded aggregate ^	4			21/08/2020 to 21/08/2020
20 hour natural aggregate ^	3			21/08/2020 to 21/08/2020
20 hour remoulded aggregate ^	4			21/08/2020 to 21/08/2020
Available Potassium ^	280	mg/kg	04-026-ICP8	20/08/2020 to 24/08/2020
Calcium % of Cations	44	%	04-026-ICP8	24/08/2020 to 24/08/2020
Emerson Class ^	2			21/08/2020 to 21/08/2020
Grass Tetany Risk Index ^	0.050		04-026-ICP8	20/08/2020 to 24/08/2020
Magnesium % of Cations	44	%	04-026-ICP8	24/08/2020 to 24/08/2020
Potassium % of Cations	4.4	%	04-026-ICP8	24/08/2020 to 24/08/2020
Slaking ^	0			21/08/2020 to 21/08/2020
pH (1:5 CaCl2)	6.9		04-031-PH	19/08/2020 to 20/08/2020
Nitrate Nitrogen	4.1	mg/kg	04-063-FIA3	19/08/2020 to 21/08/2020
Ammonium Nitrogen	<0.60	mg/kg	04-063-FIA3	19/08/2020 to 21/08/2020
Potassium (Amm-acet.)	0.70	cmol(+)/kg	04-026-ICP8	20/08/2020 to 24/08/2020
Calcium (Amm-acet.)	7.0	cmol(+)/kg	04-026-ICP8	20/08/2020 to 24/08/2020
Magnesium (Amm-acet.)	7.0	cmol(+)/kg	04-026-ICP8	20/08/2020 to 24/08/2020
Sodium (Amm-acet.)	1.1	cmol(+)/kg	04-026-ICP8	20/08/2020 to 24/08/2020
Aluminium (KCl)	<9.0	mg/kg	04-027-ICP9	20/08/2020 to 24/08/2020
Aluminium (KCl)	<0.10	cmol(+)/kg	04-027-ICP9	20/08/2020 to 24/08/2020
Cation Exchange Capacity (Amm-acet.)	15.9	cmol(+)/kg	04-026-ICP8	24/08/2020 to 24/08/2020
Sodium % of cations	7.0	%	04-026-ICP8	24/08/2020 to 24/08/2020
Aluminium % of Cations	<1	%	04-026-ICP8	24/08/2020 to 24/08/2020
Calcium/Magnesium Ratio	1.0		04-026-ICP8	20/08/2020 to 24/08/2020
pH (1:5 Water)	8.2		04-031-PH	19/08/2020 to 20/08/2020
Electrical Conductivity (1:5 water)	0.07	dS/m	04-031-PH	19/08/2020 to 20/08/2020
Chloride	<10	mg/kg	04-063-FIA3	19/08/2020 to 21/08/2020

Nutrient Advantage Laboratory Services

Nutrient Advantage is a trademark of Incitec Pivot Limited
Incitec Pivot Limited - ABN 42 004 080 264
8 South Rd, Werribee Vic 3030
Toll-free: 1800 803 453 Fax: (61 3) 9974 0699
Enquiries: lab.feedback@incitecpivot.com.au

Disclaimer: This analysis report is prepared solely for the client listed above. To the extent permitted by law, Incitec Pivot Limited excludes all liability in connection with this report and, where liability cannot be excluded, limits its liability, at its election, to the re-supply of the analysis services or the cost of the re-supply of such services.

Report Number: 635003

Sample condition on receipt: Suitable for testing.

The results pertain only to the sample submitted.

This document shall not be reproduced except in full.

Analyses performed on soil dried at 40°C and ground to 2mm or less.

^ NATA accreditation does not cover the performance of this service.

Accredited for compliance with ISO/IEC 17025 - Testing.

This results of the tests, calibrations and/or measurements included in this document are traceable to Australian/International standards.

Nutrient Advantage Laboratory Services

Nutrient Advantage is a trademark of Incitec Pivot Limited

Incitec Pivot Limited - ABN 42 004 080 264

8 South Rd, Werribee Vic 3030

Toll-free: 1800 803 453 Fax: (61 3) 9974 0699

Enquiries: lab.feedback@incitecpivot.com.au

Disclaimer: This analysis report is prepared solely for the client listed above. To the extent permitted by law, Incitec Pivot Limited excludes all liability in connection with this report and, where liability cannot be excluded, limits its liability, at its election, to the re-supply of the analysis services or the cost of the re-supply of such services.

SOIL ANALYSIS REPORT

Report Number: 635004

Sustainable Soils Management P/L
PO Box 130
WARREN
NSW 2824



Report Authorised
Paul Kennelly
Laboratory Manager
NATA Accredited Laboratory
Number: 11958

Sample Number: 022071344	Paddock Name: MT02960100	Date Received: 18-Aug-2020
Test Code: 2017-065		Date of Report: 27-Oct-2020
Purchase Order No: TPG		
Grower Name: SUSTAINABLE SOIL MANAG		

Analyte	Result	Units	Method Code	Analyte Testing Period
2 hour natural aggregate ^	2			21/08/2020 to 21/08/2020
2 hour remoulded aggregate ^	4			21/08/2020 to 21/08/2020
20 hour natural aggregate ^	2			21/08/2020 to 21/08/2020
20 hour remoulded aggregate ^	4			21/08/2020 to 21/08/2020
Available Potassium ^	220	mg/kg	04-026-ICP8	20/08/2020 to 24/08/2020
Calcium % of Cations	39	%	04-026-ICP8	24/08/2020 to 24/08/2020
Emerson Class ^	2			21/08/2020 to 21/08/2020
Grass Tetany Risk Index ^	0.052		04-026-ICP8	20/08/2020 to 24/08/2020
Magnesium % of Cations	47	%	04-026-ICP8	24/08/2020 to 24/08/2020
Potassium % of Cations	4.5	%	04-026-ICP8	24/08/2020 to 24/08/2020
Slaking ^	0			21/08/2020 to 21/08/2020
pH (1:5 CaCl2)	7.6		04-031-PH	19/08/2020 to 20/08/2020
Nitrate Nitrogen	2.8	mg/kg	04-063-FIA3	19/08/2020 to 21/08/2020
Ammonium Nitrogen	<0.60	mg/kg	04-063-FIA3	19/08/2020 to 21/08/2020
Potassium (Amm-acet.)	0.55	cmol(+)/kg	04-026-ICP8	20/08/2020 to 24/08/2020
Calcium (Amm-acet.)	4.8	cmol(+)/kg	04-026-ICP8	20/08/2020 to 24/08/2020
Magnesium (Amm-acet.)	5.8	cmol(+)/kg	04-026-ICP8	20/08/2020 to 24/08/2020
Sodium (Amm-acet.)	1.2	cmol(+)/kg	04-026-ICP8	20/08/2020 to 24/08/2020
Aluminium (KCl)	<9.0	mg/kg	04-027-ICP9	20/08/2020 to 24/08/2020
Aluminium (KCl)	<0.10	cmol(+)/kg	04-027-ICP9	20/08/2020 to 24/08/2020
Cation Exchange Capacity (Amm-acet.)	12.3	cmol(+)/kg	04-026-ICP8	24/08/2020 to 24/08/2020
Sodium % of cations	9.7	%	04-026-ICP8	24/08/2020 to 24/08/2020
Aluminium % of Cations	<1	%	04-026-ICP8	24/08/2020 to 24/08/2020
Calcium/Magnesium Ratio	0.83		04-026-ICP8	20/08/2020 to 24/08/2020
pH (1:5 Water)	8.9		04-031-PH	19/08/2020 to 20/08/2020
Electrical Conductivity (1:5 water)	0.08	dS/m	04-031-PH	19/08/2020 to 20/08/2020
Chloride	<10	mg/kg	04-063-FIA3	19/08/2020 to 21/08/2020

Nutrient Advantage Laboratory Services

Nutrient Advantage is a trademark of Incitec Pivot Limited
Incitec Pivot Limited - ABN 42 004 080 264
8 South Rd, Werribee Vic 3030
Toll-free: 1800 803 453 Fax: (61 3) 9974 0699
Enquiries: lab.feedback@incitecpivot.com.au

Disclaimer: This analysis report is prepared solely for the client listed above. To the extent permitted by law, Incitec Pivot Limited excludes all liability in connection with this report and, where liability cannot be excluded, limits its liability, at its election, to the re-supply of the analysis services or the cost of the re-supply of such services.

Report Number: 635004

Sample condition on receipt: Suitable for testing.

The results pertain only to the sample submitted.

This document shall not be reproduced except in full.

Analyses performed on soil dried at 40°C and ground to 2mm or less.

^ NATA accreditation does not cover the performance of this service.

Accredited for compliance with ISO/IEC 17025 - Testing.

This results of the tests, calibrations and/or measurements included in this document are traceable to Australian/International standards.

Nutrient Advantage Laboratory Services

Nutrient Advantage is a trademark of Incitec Pivot Limited

Incitec Pivot Limited - ABN 42 004 080 264

8 South Rd, Werribee Vic 3030

Toll-free: 1800 803 453 Fax: (61 3) 9974 0699

Enquiries: lab.feedback@incitecpivot.com.au

Disclaimer: This analysis report is prepared solely for the client listed above. To the extent permitted by law, Incitec Pivot Limited excludes all liability in connection with this report and, where liability cannot be excluded, limits its liability, at its election, to the re-supply of the analysis services or the cost of the re-supply of such services.

SOIL ANALYSIS REPORT

Report Number: 635005

Sustainable Soils Management P/L
PO Box 130
WARREN
NSW 2824



Report Authorised
Paul Kennelly
Laboratory Manager
NATA Accredited Laboratory
Number: 11958

Sample Number: 022071343	Paddock Name: MT03005	Date Received: 18-Aug-2020
Test Code: 2017-083		Date of Report: 27-Oct-2020
Purchase Order No: TPG		
Grower Name: SUSTAINABLE SOIL MANAG		

Analyte	Result	Units	Method Code	Analyte Testing Period
2 hour natural aggregate ^	0			21/08/2020 to 21/08/2020
2 hour remoulded aggregate ^	2			21/08/2020 to 21/08/2020
20 hour natural aggregate ^	1			21/08/2020 to 21/08/2020
20 hour remoulded aggregate ^	3			21/08/2020 to 21/08/2020
Available Potassium ^	410	mg/kg	04-026-ICP8	20/08/2020 to 24/08/2020
Calcium % of Cations	54	%	04-026-ICP8	24/08/2020 to 24/08/2020
Emerson Class ^	8			21/08/2020 to 21/08/2020
Grass Tetany Risk Index ^	0.19		04-026-ICP8	20/08/2020 to 24/08/2020
Magnesium % of Cations	27	%	04-026-ICP8	24/08/2020 to 24/08/2020
Organic Matter (W&B * 1.72) ^	2.2	%	04-054-WCALC	25/08/2020 to 25/08/2020
Potassium % of Cations	15	%	04-026-ICP8	24/08/2020 to 24/08/2020
Slaking ^	1			21/08/2020 to 21/08/2020
Soil Colour	Brown		04-042-PHYS	24/08/2020 to 24/08/2020
Soil Texture	Clay		04-042-PHYS	24/08/2020 to 24/08/2020
pH (1:5 CaCl2)	5.1		04-031-PH	19/08/2020 to 20/08/2020
Electrical Conductivity (Sat. Ext.) ^	0.4	dS/m	04-054-WCALC	24/08/2020 to 24/08/2020
Organic Carbon (W&B)	1.28	%	04-018-UV1	24/08/2020 to 25/08/2020
Nitrate Nitrogen	10	mg/kg	04-063-FIA3	19/08/2020 to 21/08/2020
Ammonium Nitrogen	1.7	mg/kg	04-063-FIA3	19/08/2020 to 21/08/2020
Sulphur (KCl40)	5.1	mg/kg	04-021-ICP2	24/08/2020 to 25/08/2020
Phosphorus (Colwell)	19	mg/kg	04-013-COL_P	19/08/2020 to 21/08/2020
Phosphorus Buffer Index (PBI-Col)	45		04-020-ICP17	21/08/2020 to 21/08/2020
Potassium (Amm-acet.)	1.1	cmol(+)/kg	04-026-ICP8	20/08/2020 to 24/08/2020
Calcium (Amm-acet.)	3.9	cmol(+)/kg	04-026-ICP8	20/08/2020 to 24/08/2020
Magnesium (Amm-acet.)	2.0	cmol(+)/kg	04-026-ICP8	20/08/2020 to 24/08/2020
Sodium (Amm-acet.)	0.29	cmol(+)/kg	04-026-ICP8	20/08/2020 to 24/08/2020
Aluminium (KCl)	<9.0	mg/kg	04-027-ICP9	20/08/2020 to 24/08/2020
Aluminium (KCl)	<0.10	cmol(+)/kg	04-027-ICP9	20/08/2020 to 24/08/2020
Cation Exchange Capacity (Amm-acet.)	7.16	cmol(+)/kg	04-026-ICP8	24/08/2020 to 24/08/2020
Sodium % of cations	4.1	%	04-026-ICP8	24/08/2020 to 24/08/2020

Nutrient Advantage Laboratory Services

Nutrient Advantage is a trademark of Incitec Pivot Limited
Incitec Pivot Limited - ABN 42 004 080 264
8 South Rd, Werribee Vic 3030
Toll-free: 1800 803 453 Fax: (61 3) 9974 0699
Enquiries: lab.feedback@incitecpivot.com.au

Disclaimer: This analysis report is prepared solely for the client listed above. To the extent permitted by law, Incitec Pivot Limited excludes all liability in connection with this report and, where liability cannot be excluded, limits its liability, at its election, to the re-supply of the analysis services or the cost of the re-supply of such services.

SOIL ANALYSIS REPORT

Report Number: 635005

Sample Number: 022071343	Paddock Name: MT03005	Date Received: 18-Aug-2020
Test Code: 2017-083		Date of Report: 27-Oct-2020
Purchase Order No: TPG		
Grower Name: SUSTAINABLE SOIL MANAG		

Analyte	Result	Units	Method Code	Analyte Testing Period
Aluminium % of Cations	<1	%	04-026-ICP8	24/08/2020 to 24/08/2020
Calcium/Magnesium Ratio	2.0		04-026-ICP8	20/08/2020 to 24/08/2020
pH (1:5 Water)	6.3		04-031-PH	19/08/2020 to 20/08/2020
Electrical Conductivity (1:5 water)	0.07	dS/m	04-031-PH	19/08/2020 to 20/08/2020
Chloride	23	mg/kg	04-063-FIA3	19/08/2020 to 21/08/2020
Copper (DTPA)	0.71	mg/kg	04-024-ICP6	21/08/2020 to 24/08/2020
Zinc (DTPA)	0.52	mg/kg	04-024-ICP6	21/08/2020 to 24/08/2020
Manganese (DTPA)	22	mg/kg	04-024-ICP6	21/08/2020 to 24/08/2020
Iron (DTPA)	64	mg/kg	04-024-ICP6	21/08/2020 to 24/08/2020
Boron (Hot CaCl ₂)	0.65	mg/kg	04-025-ICP7	20/08/2020 to 24/08/2020
Molybdenum (Hot CaCl ₂) ^	<0.010	mg/kg	04-083-ICP27	20/08/2020 to 21/08/2020
Phosphorus Environmental Risk Index ^	0.42		04-020-ICP17	21/08/2020 to 21/08/2020

Sample condition on receipt: Suitable for testing.

The results pertain only to the sample submitted.

This document shall not be reproduced except in full.

Analyses performed on soil dried at 40°C and ground to 2mm or less.

^ NATA accreditation does not cover the performance of this service.

Accredited for compliance with ISO/IEC 17025 - Testing.

This results of the tests, calibrations and/or measurements included in this document are traceable to Australian/International standards.

Nutrient Advantage Laboratory Services

Nutrient Advantage is a trademark of Incitec Pivot Limited
Incitec Pivot Limited - ABN 42 004 080 264
8 South Rd, Werribee Vic 3030
Toll-free: 1800 803 453 Fax: (61 3) 9974 0699
Enquiries: lab.feedback@incitecpivot.com.au

Disclaimer: This analysis report is prepared solely for the client listed above. To the extent permitted by law, Incitec Pivot Limited excludes all liability in connection with this report and, where liability cannot be excluded, limits its liability, at its election, to the re-supply of the analysis services or the cost of the re-supply of such services.

SOIL ANALYSIS REPORT

Report Number: 635006

Sustainable Soils Management P/L
PO Box 130
WARREN
NSW 2824



Report Authorised
Paul Kennelly
Laboratory Manager
NATA Accredited Laboratory
Number: 11958

Sample Number: 022071342	Paddock Name: MT030515	Date Received: 18-Aug-2020
Test Code: 2017-083		Date of Report: 27-Oct-2020
Purchase Order No: TPG		
Grower Name: SUSTAINABLE SOIL MANAG		

Analyte	Result	Units	Method Code	Analyte Testing Period
2 hour natural aggregate ^	2			21/08/2020 to 21/08/2020
2 hour remoulded aggregate ^	3			21/08/2020 to 21/08/2020
20 hour natural aggregate ^	2			21/08/2020 to 21/08/2020
20 hour remoulded aggregate ^	4			21/08/2020 to 21/08/2020
Available Potassium ^	280	mg/kg	04-026-ICP8	20/08/2020 to 24/08/2020
Calcium % of Cations	57	%	04-026-ICP8	24/08/2020 to 24/08/2020
Emerson Class ^	2			21/08/2020 to 21/08/2020
Grass Tetany Risk Index ^	0.12		04-026-ICP8	20/08/2020 to 24/08/2020
Magnesium % of Cations	29	%	04-026-ICP8	24/08/2020 to 24/08/2020
Organic Matter (W&B * 1.72) ^	2.0	%	04-054-WCALC	25/08/2020 to 25/08/2020
Potassium % of Cations	10	%	04-026-ICP8	24/08/2020 to 24/08/2020
Slaking ^	0			21/08/2020 to 21/08/2020
Soil Colour	Brown		04-042-PHYS	24/08/2020 to 24/08/2020
Soil Texture	Clay		04-042-PHYS	24/08/2020 to 24/08/2020
pH (1:5 CaCl2)	5.0		04-031-PH	19/08/2020 to 20/08/2020
Electrical Conductivity (Sat. Ext.) ^	0.2	dS/m	04-054-WCALC	24/08/2020 to 24/08/2020
Organic Carbon (W&B)	1.16	%	04-018-UV1	24/08/2020 to 25/08/2020
Nitrate Nitrogen	3.2	mg/kg	04-063-FIA3	19/08/2020 to 21/08/2020
Ammonium Nitrogen	<0.60	mg/kg	04-063-FIA3	19/08/2020 to 21/08/2020
Sulphur (KCl40)	1.7	mg/kg	04-021-ICP2	24/08/2020 to 25/08/2020
Phosphorus (Colwell)	15	mg/kg	04-013-COL_P	19/08/2020 to 21/08/2020
Phosphorus Buffer Index (PBI-Col)	48		04-020-ICP17	21/08/2020 to 21/08/2020
Potassium (Amm-acet.)	0.71	cmol(+)/kg	04-026-ICP8	20/08/2020 to 24/08/2020
Calcium (Amm-acet.)	3.9	cmol(+)/kg	04-026-ICP8	20/08/2020 to 24/08/2020
Magnesium (Amm-acet.)	2.0	cmol(+)/kg	04-026-ICP8	20/08/2020 to 24/08/2020
Sodium (Amm-acet.)	0.26	cmol(+)/kg	04-026-ICP8	20/08/2020 to 24/08/2020
Aluminium (KCl)	<9.0	mg/kg	04-027-ICP9	20/08/2020 to 24/08/2020
Aluminium (KCl)	<0.10	cmol(+)/kg	04-027-ICP9	20/08/2020 to 24/08/2020
Cation Exchange Capacity (Amm-acet.)	6.89	cmol(+)/kg	04-026-ICP8	24/08/2020 to 24/08/2020
Sodium % of cations	3.8	%	04-026-ICP8	24/08/2020 to 24/08/2020

Nutrient Advantage Laboratory Services

Nutrient Advantage is a trademark of Incitec Pivot Limited
Incitec Pivot Limited - ABN 42 004 080 264
8 South Rd, Werribee Vic 3030
Toll-free: 1800 803 453 Fax: (61 3) 9974 0699
Enquiries: lab.feedback@incitecpivot.com.au

Disclaimer: This analysis report is prepared solely for the client listed above. To the extent permitted by law, Incitec Pivot Limited excludes all liability in connection with this report and, where liability cannot be excluded, limits its liability, at its election, to the re-supply of the analysis services or the cost of the re-supply of such services.

SOIL ANALYSIS REPORT

Report Number: 635006

Sample Number: 022071342	Paddock Name: MT030515	Date Received: 18-Aug-2020
Test Code: 2017-083		Date of Report: 27-Oct-2020
Purchase Order No: TPG		
Grower Name: SUSTAINABLE SOIL MANAG		

Analyte	Result	Units	Method Code	Analyte Testing Period
Aluminium % of Cations	<1	%	04-026-ICP8	24/08/2020 to 24/08/2020
Calcium/Magnesium Ratio	2.0		04-026-ICP8	20/08/2020 to 24/08/2020
pH (1:5 Water)	6.4		04-031-PH	19/08/2020 to 20/08/2020
Electrical Conductivity (1:5 water)	0.04	dS/m	04-031-PH	19/08/2020 to 20/08/2020
Chloride	<10	mg/kg	04-063-FIA3	19/08/2020 to 21/08/2020
Copper (DTPA)	0.77	mg/kg	04-024-ICP6	21/08/2020 to 24/08/2020
Zinc (DTPA)	0.34	mg/kg	04-024-ICP6	21/08/2020 to 24/08/2020
Manganese (DTPA)	26	mg/kg	04-024-ICP6	21/08/2020 to 24/08/2020
Iron (DTPA)	62	mg/kg	04-024-ICP6	21/08/2020 to 24/08/2020
Boron (Hot CaCl ₂)	0.68	mg/kg	04-025-ICP7	21/08/2020 to 24/08/2020
Molybdenum (Hot CaCl ₂) ^	<0.010	mg/kg	04-083-ICP27	20/08/2020 to 21/08/2020
Phosphorus Environmental Risk Index ^	0.31		04-020-ICP17	21/08/2020 to 21/08/2020

Sample condition on receipt: Suitable for testing.

The results pertain only to the sample submitted.

This document shall not be reproduced except in full.

Analyses performed on soil dried at 40°C and ground to 2mm or less.

^ NATA accreditation does not cover the performance of this service.

Accredited for compliance with ISO/IEC 17025 - Testing.

This results of the tests, calibrations and/or measurements included in this document are traceable to Australian/International standards.

Nutrient Advantage Laboratory Services

Nutrient Advantage is a trademark of Incitec Pivot Limited
Incitec Pivot Limited - ABN 42 004 080 264
8 South Rd, Werribee Vic 3030
Toll-free: 1800 803 453 Fax: (61 3) 9974 0699
Enquiries: lab.feedback@incitecpivot.com.au

Disclaimer: This analysis report is prepared solely for the client listed above. To the extent permitted by law, Incitec Pivot Limited excludes all liability in connection with this report and, where liability cannot be excluded, limits its liability, at its election, to the re-supply of the analysis services or the cost of the re-supply of such services.

SOIL ANALYSIS REPORT

Report Number: 635007

Sustainable Soils Management P/L
PO Box 130
WARREN
NSW 2824



Report Authorised
Paul Kennelly
Laboratory Manager
NATA Accredited Laboratory
Number: 11958

Sample Number: 022071341	Paddock Name: MT0301530	Date Received: 18-Aug-2020
Test Code: 2017-065		Date of Report: 27-Oct-2020
Purchase Order No: TPG		
Grower Name: SUSTAINABLE SOIL MANAG		

Analyte	Result	Units	Method Code	Analyte Testing Period
2 hour natural aggregate ^	3			21/08/2020 to 21/08/2020
2 hour remoulded aggregate ^	4			21/08/2020 to 21/08/2020
20 hour natural aggregate ^	3			21/08/2020 to 21/08/2020
20 hour remoulded aggregate ^	4			21/08/2020 to 21/08/2020
Available Potassium ^	180	mg/kg	04-026-ICP8	20/08/2020 to 24/08/2020
Calcium % of Cations	52	%	04-026-ICP8	24/08/2020 to 24/08/2020
Emerson Class ^	2			21/08/2020 to 21/08/2020
Grass Tetany Risk Index ^	0.054		04-026-ICP8	20/08/2020 to 24/08/2020
Magnesium % of Cations	36	%	04-026-ICP8	24/08/2020 to 24/08/2020
Potassium % of Cations	4.8	%	04-026-ICP8	24/08/2020 to 24/08/2020
Slaking ^	0			21/08/2020 to 21/08/2020
pH (1:5 CaCl ₂)	5.6		04-031-PH	19/08/2020 to 20/08/2020
Nitrate Nitrogen	2.2	mg/kg	04-063-FIA3	19/08/2020 to 21/08/2020
Ammonium Nitrogen	0.90	mg/kg	04-063-FIA3	19/08/2020 to 21/08/2020
Potassium (Amm-acet.)	0.45	cmol(+)/kg	04-026-ICP8	20/08/2020 to 24/08/2020
Calcium (Amm-acet.)	4.9	cmol(+)/kg	04-026-ICP8	20/08/2020 to 24/08/2020
Magnesium (Amm-acet.)	3.4	cmol(+)/kg	04-026-ICP8	20/08/2020 to 24/08/2020
Sodium (Amm-acet.)	0.66	cmol(+)/kg	04-026-ICP8	20/08/2020 to 24/08/2020
Aluminium (KCl)	<9.0	mg/kg	04-027-ICP9	20/08/2020 to 24/08/2020
Aluminium (KCl)	<0.10	cmol(+)/kg	04-027-ICP9	20/08/2020 to 24/08/2020
Cation Exchange Capacity (Amm-acet.)	9.42	cmol(+)/kg	04-026-ICP8	24/08/2020 to 24/08/2020
Sodium % of cations	7.0	%	04-026-ICP8	24/08/2020 to 24/08/2020
Aluminium % of Cations	<1	%	04-026-ICP8	24/08/2020 to 24/08/2020
Calcium/Magnesium Ratio	1.4		04-026-ICP8	20/08/2020 to 24/08/2020
pH (1:5 Water)	7.1		04-031-PH	19/08/2020 to 20/08/2020
Electrical Conductivity (1:5 water)	0.04	dS/m	04-031-PH	19/08/2020 to 20/08/2020
Chloride	<10	mg/kg	04-063-FIA3	19/08/2020 to 21/08/2020

Nutrient Advantage Laboratory Services

Nutrient Advantage is a trademark of Incitec Pivot Limited
Incitec Pivot Limited - ABN 42 004 080 264
8 South Rd, Werribee Vic 3030
Toll-free: 1800 803 453 Fax: (61 3) 9974 0699
Enquiries: lab.feedback@incitecpivot.com.au

Disclaimer: This analysis report is prepared solely for the client listed above. To the extent permitted by law, Incitec Pivot Limited excludes all liability in connection with this report and, where liability cannot be excluded, limits its liability, at its election, to the re-supply of the analysis services or the cost of the re-supply of such services.

Report Number: 635007

Sample condition on receipt: Suitable for testing.

The results pertain only to the sample submitted.

This document shall not be reproduced except in full.

Analyses performed on soil dried at 40°C and ground to 2mm or less.

^ NATA accreditation does not cover the performance of this service.

Accredited for compliance with ISO/IEC 17025 - Testing.

This results of the tests, calibrations and/or measurements included in this document are traceable to Australian/International standards.

Nutrient Advantage Laboratory Services

Nutrient Advantage is a trademark of Incitec Pivot Limited

Incitec Pivot Limited - ABN 42 004 080 264

8 South Rd, Werribee Vic 3030

Toll-free: 1800 803 453 Fax: (61 3) 9974 0699

Enquiries: lab.feedback@incitecpivot.com.au

Disclaimer: This analysis report is prepared solely for the client listed above. To the extent permitted by law, Incitec Pivot Limited excludes all liability in connection with this report and, where liability cannot be excluded, limits its liability, at its election, to the re-supply of the analysis services or the cost of the re-supply of such services.

SOIL ANALYSIS REPORT

Report Number: 635008

Sustainable Soils Management P/L
PO Box 130
WARREN
NSW 2824



Report Authorised
Paul Kennelly
Laboratory Manager
NATA Accredited Laboratory
Number: 11958

Sample Number: 022071340	Paddock Name: MT0303060	Date Received: 18-Aug-2020
Test Code: 2017-065		Date of Report: 27-Oct-2020
Purchase Order No: TPG		
Grower Name: SUSTAINABLE SOIL MANAG		

Analyte	Result	Units	Method Code	Analyte Testing Period
2 hour natural aggregate ^	4			21/08/2020 to 21/08/2020
2 hour remoulded aggregate ^	4			21/08/2020 to 21/08/2020
20 hour natural aggregate ^	4			21/08/2020 to 21/08/2020
20 hour remoulded aggregate ^	4			21/08/2020 to 21/08/2020
Available Potassium ^	170	mg/kg	04-026-ICP8	20/08/2020 to 24/08/2020
Calcium % of Cations	38	%	04-026-ICP8	24/08/2020 to 24/08/2020
Emerson Class ^	1			21/08/2020 to 21/08/2020
Grass Tetany Risk Index ^	0.031		04-026-ICP8	20/08/2020 to 24/08/2020
Magnesium % of Cations	48	%	04-026-ICP8	24/08/2020 to 24/08/2020
Potassium % of Cations	2.6	%	04-026-ICP8	24/08/2020 to 24/08/2020
Slaking ^	0			21/08/2020 to 21/08/2020
pH (1:5 CaCl2)	7.4		04-031-PH	19/08/2020 to 20/08/2020
Nitrate Nitrogen	1.6	mg/kg	04-063-FIA3	19/08/2020 to 21/08/2020
Ammonium Nitrogen	<0.60	mg/kg	04-063-FIA3	19/08/2020 to 21/08/2020
Potassium (Amm-acet.)	0.43	cmol(+)/kg	04-026-ICP8	20/08/2020 to 24/08/2020
Calcium (Amm-acet.)	6.1	cmol(+)/kg	04-026-ICP8	20/08/2020 to 24/08/2020
Magnesium (Amm-acet.)	7.7	cmol(+)/kg	04-026-ICP8	20/08/2020 to 24/08/2020
Sodium (Amm-acet.)	2.0	cmol(+)/kg	04-026-ICP8	20/08/2020 to 24/08/2020
Aluminium (KCl)	<9.0	mg/kg	04-027-ICP9	20/08/2020 to 24/08/2020
Aluminium (KCl)	<0.10	cmol(+)/kg	04-027-ICP9	20/08/2020 to 24/08/2020
Cation Exchange Capacity (Amm-acet.)	16.2	cmol(+)/kg	04-026-ICP8	24/08/2020 to 24/08/2020
Sodium % of cations	12	%	04-026-ICP8	24/08/2020 to 24/08/2020
Aluminium % of Cations	<1	%	04-026-ICP8	24/08/2020 to 24/08/2020
Calcium/Magnesium Ratio	0.79		04-026-ICP8	20/08/2020 to 24/08/2020
pH (1:5 Water)	8.7		04-031-PH	19/08/2020 to 20/08/2020
Electrical Conductivity (1:5 water)	0.09	dS/m	04-031-PH	19/08/2020 to 20/08/2020
Chloride	13	mg/kg	04-063-FIA3	19/08/2020 to 21/08/2020

Nutrient Advantage Laboratory Services

Nutrient Advantage is a trademark of Incitec Pivot Limited
Incitec Pivot Limited - ABN 42 004 080 264
8 South Rd, Werribee Vic 3030
Toll-free: 1800 803 453 Fax: (61 3) 9974 0699
Enquiries: lab.feedback@incitecpivot.com.au

Disclaimer: This analysis report is prepared solely for the client listed above. To the extent permitted by law, Incitec Pivot Limited excludes all liability in connection with this report and, where liability cannot be excluded, limits its liability, at its election, to the re-supply of the analysis services or the cost of the re-supply of such services.

Report Number: 635008

Sample condition on receipt: Suitable for testing.

The results pertain only to the sample submitted.

This document shall not be reproduced except in full.

Analyses performed on soil dried at 40°C and ground to 2mm or less.

^ NATA accreditation does not cover the performance of this service.

Accredited for compliance with ISO/IEC 17025 - Testing.

This results of the tests, calibrations and/or measurements included in this document are traceable to Australian/International standards.

Nutrient Advantage Laboratory Services

Nutrient Advantage is a trademark of Incitec Pivot Limited

Incitec Pivot Limited - ABN 42 004 080 264

8 South Rd, Werribee Vic 3030

Toll-free: 1800 803 453 Fax: (61 3) 9974 0699

Enquiries: lab.feedback@incitecpivot.com.au

Disclaimer: This analysis report is prepared solely for the client listed above. To the extent permitted by law, Incitec Pivot Limited excludes all liability in connection with this report and, where liability cannot be excluded, limits its liability, at its election, to the re-supply of the analysis services or the cost of the re-supply of such services.

SOIL ANALYSIS REPORT

Report Number: 635009

Sustainable Soils Management P/L
PO Box 130
WARREN
NSW 2824



Report Authorised
Paul Kennelly
Laboratory Manager
NATA Accredited Laboratory
Number: 11958

Sample Number: 022071339	Paddock Name: MT03060100	Date Received: 18-Aug-2020
Test Code: 2017-065		Date of Report: 27-Oct-2020
Purchase Order No: TPG		
Grower Name: SUSTAINABLE SOIL MANAG		

Analyte	Result	Units	Method Code	Analyte Testing Period
2 hour natural aggregate ^	2			21/08/2020 to 21/08/2020
2 hour remoulded aggregate ^	4			21/08/2020 to 21/08/2020
20 hour natural aggregate ^	3			21/08/2020 to 21/08/2020
20 hour remoulded aggregate ^	4			21/08/2020 to 21/08/2020
Available Potassium ^	150	mg/kg	04-026-ICP8	20/08/2020 to 24/08/2020
Calcium % of Cations	31	%	04-026-ICP8	24/08/2020 to 24/08/2020
Emerson Class ^	2			21/08/2020 to 21/08/2020
Grass Tetany Risk Index ^	0.029		04-026-ICP8	20/08/2020 to 24/08/2020
Magnesium % of Cations	49	%	04-026-ICP8	24/08/2020 to 24/08/2020
Potassium % of Cations	2.3	%	04-026-ICP8	24/08/2020 to 24/08/2020
Slaking ^	0			21/08/2020 to 21/08/2020
pH (1:5 CaCl2)	8.1		04-031-PH	19/08/2020 to 20/08/2020
Nitrate Nitrogen	1.3	mg/kg	04-063-FIA3	19/08/2020 to 21/08/2020
Ammonium Nitrogen	0.63	mg/kg	04-063-FIA3	19/08/2020 to 21/08/2020
Potassium (Amm-acet.)	0.39	cmol(+)/kg	04-026-ICP8	20/08/2020 to 24/08/2020
Calcium (Amm-acet.)	5.2	cmol(+)/kg	04-026-ICP8	20/08/2020 to 24/08/2020
Magnesium (Amm-acet.)	8.4	cmol(+)/kg	04-026-ICP8	20/08/2020 to 24/08/2020
Sodium (Amm-acet.)	3.0	cmol(+)/kg	04-026-ICP8	20/08/2020 to 24/08/2020
Aluminium (KCl)	<9.0	mg/kg	04-027-ICP9	20/08/2020 to 24/08/2020
Aluminium (KCl)	<0.10	cmol(+)/kg	04-027-ICP9	20/08/2020 to 24/08/2020
Cation Exchange Capacity (Amm-acet.)	16.9	cmol(+)/kg	04-026-ICP8	24/08/2020 to 24/08/2020
Sodium % of cations	18	%	04-026-ICP8	24/08/2020 to 24/08/2020
Aluminium % of Cations	<1	%	04-026-ICP8	24/08/2020 to 24/08/2020
Calcium/Magnesium Ratio	0.62		04-026-ICP8	20/08/2020 to 24/08/2020
pH (1:5 Water)	9.3		04-031-PH	19/08/2020 to 20/08/2020
Electrical Conductivity (1:5 water)	0.17	dS/m	04-031-PH	19/08/2020 to 20/08/2020
Chloride	55	mg/kg	04-063-FIA3	19/08/2020 to 21/08/2020

Nutrient Advantage Laboratory Services

Nutrient Advantage is a trademark of Incitec Pivot Limited
Incitec Pivot Limited - ABN 42 004 080 264
8 South Rd, Werribee Vic 3030
Toll-free: 1800 803 453 Fax: (61 3) 9974 0699
Enquiries: lab.feedback@incitecpivot.com.au

Disclaimer: This analysis report is prepared solely for the client listed above. To the extent permitted by law, Incitec Pivot Limited excludes all liability in connection with this report and, where liability cannot be excluded, limits its liability, at its election, to the re-supply of the analysis services or the cost of the re-supply of such services.

Report Number: 635009

Sample condition on receipt: Suitable for testing.

The results pertain only to the sample submitted.

This document shall not be reproduced except in full.

Analyses performed on soil dried at 40°C and ground to 2mm or less.

^ NATA accreditation does not cover the performance of this service.

Accredited for compliance with ISO/IEC 17025 - Testing.

This results of the tests, calibrations and/or measurements included in this document are traceable to Australian/International standards.

Nutrient Advantage Laboratory Services

Nutrient Advantage is a trademark of Incitec Pivot Limited

Incitec Pivot Limited - ABN 42 004 080 264

8 South Rd, Werribee Vic 3030

Toll-free: 1800 803 453 Fax: (61 3) 9974 0699

Enquiries: lab.feedback@incitecpivot.com.au

Disclaimer: This analysis report is prepared solely for the client listed above. To the extent permitted by law, Incitec Pivot Limited excludes all liability in connection with this report and, where liability cannot be excluded, limits its liability, at its election, to the re-supply of the analysis services or the cost of the re-supply of such services.

SOIL ANALYSIS REPORT

Report Number: 635010

Sustainable Soils Management P/L
PO Box 130
WARREN
NSW 2824



Report Authorised
Paul Kennelly
Laboratory Manager
NATA Accredited Laboratory
Number: 11958

Sample Number: 022071338	Paddock Name: MT03105	Date Received: 18-Aug-2020
Test Code: 2017-082		Date of Report: 27-Oct-2020
Purchase Order No: TPG		
Grower Name: SUSTAINABLE SOIL MANAG		

Analyte	Result	Units	Method Code	Analyte Testing Period
2 hour natural aggregate ^	0			21/08/2020 to 21/08/2020
2 hour remoulded aggregate ^	3			21/08/2020 to 21/08/2020
20 hour natural aggregate ^	1			21/08/2020 to 21/08/2020
20 hour remoulded aggregate ^	3			21/08/2020 to 21/08/2020
Available Potassium ^	430	mg/kg	04-026-ICP8	20/08/2020 to 24/08/2020
Calcium % of Cations	56	%	04-026-ICP8	24/08/2020 to 24/08/2020
Emerson Class ^	7			21/08/2020 to 21/08/2020
Grass Tetany Risk Index ^	0.26		04-026-ICP8	20/08/2020 to 24/08/2020
Magnesium % of Cations	22	%	04-026-ICP8	24/08/2020 to 24/08/2020
Organic Matter (W&B * 1.72) ^	2.0	%	04-054-WCALC	25/08/2020 to 25/08/2020
Potassium % of Cations	20	%	04-026-ICP8	24/08/2020 to 24/08/2020
Slaking ^	2			21/08/2020 to 21/08/2020
Soil Colour	Brown		04-042-PHYS	24/08/2020 to 24/08/2020
Soil Texture	Clay		04-042-PHYS	24/08/2020 to 24/08/2020
pH (1:5 CaCl2)	4.8		04-031-PH	19/08/2020 to 20/08/2020
Electrical Conductivity (Sat. Ext.) ^	0.4	dS/m	04-054-WCALC	24/08/2020 to 24/08/2020
Organic Carbon (W&B)	1.15	%	04-018-UV1	24/08/2020 to 25/08/2020
Nitrate Nitrogen	15	mg/kg	04-063-FIA3	19/08/2020 to 21/08/2020
Ammonium Nitrogen	1.5	mg/kg	04-063-FIA3	19/08/2020 to 21/08/2020
Sulphur (KCl40)	2.0	mg/kg	04-021-ICP2	24/08/2020 to 25/08/2020
Phosphorus (Colwell)	13	mg/kg	04-013-COL_P	19/08/2020 to 21/08/2020
Phosphorus Buffer Index (PBI-Col)	50		04-020-ICP17	21/08/2020 to 21/08/2020
Potassium (Amm-acet.)	1.1	cmol(+)/kg	04-026-ICP8	20/08/2020 to 24/08/2020
Calcium (Amm-acet.)	3.1	cmol(+)/kg	04-026-ICP8	20/08/2020 to 24/08/2020
Magnesium (Amm-acet.)	1.2	cmol(+)/kg	04-026-ICP8	20/08/2020 to 24/08/2020
Sodium (Amm-acet.)	0.081	cmol(+)/kg	04-026-ICP8	20/08/2020 to 24/08/2020
Aluminium (KCl)	<9.0	mg/kg	04-027-ICP9	20/08/2020 to 24/08/2020
Aluminium (KCl)	<0.10	cmol(+)/kg	04-027-ICP9	20/08/2020 to 24/08/2020
Cation Exchange Capacity (Amm-acet.)	5.51	cmol(+)/kg	04-026-ICP8	24/08/2020 to 24/08/2020
Sodium % of cations	1.5	%	04-026-ICP8	24/08/2020 to 24/08/2020

Nutrient Advantage Laboratory Services

Nutrient Advantage is a trademark of Incitec Pivot Limited
Incitec Pivot Limited - ABN 42 004 080 264
8 South Rd, Werribee Vic 3030
Toll-free: 1800 803 453 Fax: (61 3) 9974 0699
Enquiries: lab.feedback@incitecpivot.com.au

Disclaimer: This analysis report is prepared solely for the client listed above. To the extent permitted by law, Incitec Pivot Limited excludes all liability in connection with this report and, where liability cannot be excluded, limits its liability, at its election, to the re-supply of the analysis services or the cost of the re-supply of such services.

SOIL ANALYSIS REPORT

Report Number: 635010

Sample Number: 022071338	Paddock Name: MT03105	Date Received: 18-Aug-2020
Test Code: 2017-082		Date of Report: 27-Oct-2020
Purchase Order No: TPG		
Grower Name: SUSTAINABLE SOIL MANAG		

Analyte	Result	Units	Method Code	Analyte Testing Period
Aluminium % of Cations	<1	%	04-026-ICP8	24/08/2020 to 24/08/2020
Calcium/Magnesium Ratio	2.6		04-026-ICP8	20/08/2020 to 24/08/2020
pH (1:5 Water)	5.9		04-031-PH	19/08/2020 to 20/08/2020
Electrical Conductivity (1:5 water)	0.06	dS/m	04-031-PH	19/08/2020 to 20/08/2020
Chloride	<10	mg/kg	04-063-FIA3	19/08/2020 to 21/08/2020
Copper (DTPA)	0.82	mg/kg	04-024-ICP6	21/08/2020 to 24/08/2020
Zinc (DTPA)	0.65	mg/kg	04-024-ICP6	21/08/2020 to 24/08/2020
Manganese (DTPA)	39	mg/kg	04-024-ICP6	21/08/2020 to 24/08/2020
Iron (DTPA)	90	mg/kg	04-024-ICP6	21/08/2020 to 24/08/2020
Boron (Hot CaCl2)	0.58	mg/kg	04-025-ICP7	21/08/2020 to 24/08/2020
Molybdenum (Hot CaCl2) ^	<0.010	mg/kg	04-083-ICP27	20/08/2020 to 21/08/2020
Phosphorus Environmental Risk Index ^	0.26		04-020-ICP17	21/08/2020 to 21/08/2020
Sand (Coarse) ^	18.6	%	04-001-SANSILCLAY	19/08/2020 to 25/08/2020
Sand (Fine) ^	53.9	%	04-001-SANSILCLAY	19/08/2020 to 25/08/2020
Silt ^	15.0	%	04-001-SANSILCLAY	19/08/2020 to 25/08/2020
Clay ^	12.5	%	04-001-SANSILCLAY	19/08/2020 to 25/08/2020
Texture (Calculated) ^			04-001-SANSILCLAY	19/08/2020 to 25/08/2020

Sample condition on receipt: Suitable for testing.

The results pertain only to the sample submitted.

This document shall not be reproduced except in full.

Analyses performed on soil dried at 40°C and ground to 2mm or less.

^ NATA accreditation does not cover the performance of this service.

Accredited for compliance with ISO/IEC 17025 - Testing.

This results of the tests, calibrations and/or measurements included in this document are traceable to Australian/International standards.

Nutrient Advantage Laboratory Services

Nutrient Advantage is a trademark of Incitec Pivot Limited
 Incitec Pivot Limited - ABN 42 004 080 264
 8 South Rd, Werribee Vic 3030
 Toll-free: 1800 803 453 Fax: (61 3) 9974 0699
 Enquiries: lab.feedback@incitecpivot.com.au

Disclaimer: This analysis report is prepared solely for the client listed above. To the extent permitted by law, Incitec Pivot Limited excludes all liability in connection with this report and, where liability cannot be excluded, limits its liability, at its election, to the re-supply of the analysis services or the cost of the re-supply of such services.

SOIL ANALYSIS REPORT

Report Number: 635011

Sustainable Soils Management P/L
PO Box 130
WARREN
NSW 2824



Report Authorised
Paul Kennelly
Laboratory Manager
NATA Accredited Laboratory
Number: 11958

Sample Number: 022071337	Paddock Name: MT031515	Date Received: 18-Aug-2020
Test Code: 2017-082		Date of Report: 27-Oct-2020
Purchase Order No: TPG		
Grower Name: SUSTAINABLE SOIL MANAG		

Analyte	Result	Units	Method Code	Analyte Testing Period
2 hour natural aggregate ^	0			21/08/2020 to 21/08/2020
2 hour remoulded aggregate ^	3			21/08/2020 to 21/08/2020
20 hour natural aggregate ^	2			21/08/2020 to 21/08/2020
20 hour remoulded aggregate ^	3			21/08/2020 to 21/08/2020
Available Potassium ^	360	mg/kg	04-026-ICP8	20/08/2020 to 24/08/2020
Calcium % of Cations	61	%	04-026-ICP8	24/08/2020 to 24/08/2020
Emerson Class ^	8			21/08/2020 to 21/08/2020
Grass Tetany Risk Index ^	0.22		04-026-ICP8	20/08/2020 to 24/08/2020
Magnesium % of Cations	20	%	04-026-ICP8	24/08/2020 to 24/08/2020
Organic Matter (W&B * 1.72) ^	1.6	%	04-054-WCALC	25/08/2020 to 25/08/2020
Potassium % of Cations	18	%	04-026-ICP8	24/08/2020 to 24/08/2020
Slaking ^	1			21/08/2020 to 21/08/2020
Soil Colour	Brown		04-042-PHYS	24/08/2020 to 24/08/2020
Soil Texture	Clay		04-042-PHYS	24/08/2020 to 24/08/2020
pH (1:5 CaCl2)	4.7		04-031-PH	19/08/2020 to 20/08/2020
Electrical Conductivity (Sat. Ext.) ^	0.2	dS/m	04-054-WCALC	24/08/2020 to 24/08/2020
Organic Carbon (W&B)	0.94	%	04-018-UV1	24/08/2020 to 25/08/2020
Nitrate Nitrogen	6.9	mg/kg	04-063-FIA3	19/08/2020 to 21/08/2020
Ammonium Nitrogen	1.1	mg/kg	04-063-FIA3	19/08/2020 to 21/08/2020
Sulphur (KCl40)	2.6	mg/kg	04-021-ICP2	24/08/2020 to 25/08/2020
Phosphorus (Colwell)	7.2	mg/kg	04-013-COL_P	19/08/2020 to 21/08/2020
Phosphorus Buffer Index (PBI-Col)	64		04-020-ICP17	21/08/2020 to 21/08/2020
Potassium (Amm-acet.)	0.92	cmol(+)/kg	04-026-ICP8	20/08/2020 to 24/08/2020
Calcium (Amm-acet.)	3.2	cmol(+)/kg	04-026-ICP8	20/08/2020 to 24/08/2020
Magnesium (Amm-acet.)	1.0	cmol(+)/kg	04-026-ICP8	20/08/2020 to 24/08/2020
Sodium (Amm-acet.)	0.063	cmol(+)/kg	04-026-ICP8	20/08/2020 to 24/08/2020
Aluminium (KCl)	<9.0	mg/kg	04-027-ICP9	20/08/2020 to 24/08/2020
Aluminium (KCl)	<0.10	cmol(+)/kg	04-027-ICP9	20/08/2020 to 24/08/2020
Cation Exchange Capacity (Amm-acet.)	5.24	cmol(+)/kg	04-026-ICP8	24/08/2020 to 24/08/2020
Sodium % of cations	1.2	%	04-026-ICP8	24/08/2020 to 24/08/2020

Nutrient Advantage Laboratory Services

Nutrient Advantage is a trademark of Incitec Pivot Limited
Incitec Pivot Limited - ABN 42 004 080 264
8 South Rd, Werribee Vic 3030
Toll-free: 1800 803 453 Fax: (61 3) 9974 0699
Enquiries: lab.feedback@incitecpivot.com.au

Disclaimer: This analysis report is prepared solely for the client listed above. To the extent permitted by law, Incitec Pivot Limited excludes all liability in connection with this report and, where liability cannot be excluded, limits its liability, at its election, to the re-supply of the analysis services or the cost of the re-supply of such services.

SOIL ANALYSIS REPORT

Report Number: 635011

Sample Number: 022071337	Paddock Name: MT031515	Date Received: 18-Aug-2020
Test Code: 2017-082		Date of Report: 27-Oct-2020
Purchase Order No: TPG		
Grower Name: SUSTAINABLE SOIL MANAG		

Analyte	Result	Units	Method Code	Analyte Testing Period
Aluminium % of Cations	<1	%	04-026-ICP8	24/08/2020 to 24/08/2020
Calcium/Magnesium Ratio	3.2		04-026-ICP8	20/08/2020 to 24/08/2020
pH (1:5 Water)	6.0		04-031-PH	19/08/2020 to 20/08/2020
Electrical Conductivity (1:5 water)	0.03	dS/m	04-031-PH	19/08/2020 to 20/08/2020
Chloride	<10	mg/kg	04-063-FIA3	19/08/2020 to 21/08/2020
Copper (DTPA)	0.79	mg/kg	04-024-ICP6	21/08/2020 to 24/08/2020
Zinc (DTPA)	0.28	mg/kg	04-024-ICP6	21/08/2020 to 24/08/2020
Manganese (DTPA)	42	mg/kg	04-024-ICP6	21/08/2020 to 24/08/2020
Iron (DTPA)	63	mg/kg	04-024-ICP6	21/08/2020 to 24/08/2020
Boron (Hot CaCl ₂)	0.57	mg/kg	04-025-ICP7	21/08/2020 to 24/08/2020
Molybdenum (Hot CaCl ₂) ^	<0.010	mg/kg	04-083-ICP27	20/08/2020 to 21/08/2020
Phosphorus Environmental Risk Index ^	0.11		04-020-ICP17	21/08/2020 to 21/08/2020
Sand (Coarse) ^	16.5	%	04-001-SANSILCLAY	19/08/2020 to 25/08/2020
Sand (Fine) ^	54.7	%	04-001-SANSILCLAY	19/08/2020 to 25/08/2020
Silt ^	15.6	%	04-001-SANSILCLAY	19/08/2020 to 25/08/2020
Clay ^	13.2	%	04-001-SANSILCLAY	19/08/2020 to 25/08/2020
Texture (Calculated) ^			04-001-SANSILCLAY	19/08/2020 to 25/08/2020

Sample condition on receipt: Suitable for testing.

The results pertain only to the sample submitted.

This document shall not be reproduced except in full.

Analyses performed on soil dried at 40°C and ground to 2mm or less.

^ NATA accreditation does not cover the performance of this service.

Accredited for compliance with ISO/IEC 17025 - Testing.

This results of the tests, calibrations and/or measurements included in this document are traceable to Australian/International standards.

Nutrient Advantage Laboratory Services

Nutrient Advantage is a trademark of Incitec Pivot Limited
Incitec Pivot Limited - ABN 42 004 080 264
8 South Rd, Werribee Vic 3030
Toll-free: 1800 803 453 Fax: (61 3) 9974 0699
Enquiries: lab.feedback@incitecpivot.com.au

Disclaimer: This analysis report is prepared solely for the client listed above. To the extent permitted by law, Incitec Pivot Limited excludes all liability in connection with this report and, where liability cannot be excluded, limits its liability, at its election, to the re-supply of the analysis services or the cost of the re-supply of such services.

SOIL ANALYSIS REPORT

Report Number: 635012

Sustainable Soils Management P/L
PO Box 130
WARREN
NSW 2824



Report Authorised
Paul Kennelly
Laboratory Manager
NATA Accredited Laboratory
Number: 11958

Sample Number: 022071336	Paddock Name: MT0311530	Date Received: 18-Aug-2020
Test Code: 2017-064		Date of Report: 27-Oct-2020
Purchase Order No: TPG		
Grower Name: SUSTAINABLE SOIL MANAG		

Analyte	Result	Units	Method Code	Analyte Testing Period
2 hour natural aggregate ^	3			21/08/2020 to 21/08/2020
2 hour remoulded aggregate ^	3			21/08/2020 to 21/08/2020
20 hour natural aggregate ^	4			21/08/2020 to 21/08/2020
20 hour remoulded aggregate ^	4			21/08/2020 to 21/08/2020
Available Potassium ^	130	mg/kg	04-026-ICP8	20/08/2020 to 24/08/2020
Calcium % of Cations	65	%	04-026-ICP8	24/08/2020 to 24/08/2020
Emerson Class ^	1			21/08/2020 to 21/08/2020
Grass Tetany Risk Index ^	0.070		04-026-ICP8	20/08/2020 to 24/08/2020
Magnesium % of Cations	26	%	04-026-ICP8	24/08/2020 to 24/08/2020
Potassium % of Cations	6.4	%	04-026-ICP8	24/08/2020 to 24/08/2020
Slaking ^	0			21/08/2020 to 21/08/2020
pH (1:5 CaCl2)	5.1		04-031-PH	19/08/2020 to 20/08/2020
Nitrate Nitrogen	2.0	mg/kg	04-063-FIA3	19/08/2020 to 21/08/2020
Ammonium Nitrogen	0.91	mg/kg	04-063-FIA3	19/08/2020 to 21/08/2020
Potassium (Amm-acet.)	0.32	cmol(+)/kg	04-026-ICP8	20/08/2020 to 24/08/2020
Calcium (Amm-acet.)	3.3	cmol(+)/kg	04-026-ICP8	20/08/2020 to 24/08/2020
Magnesium (Amm-acet.)	1.3	cmol(+)/kg	04-026-ICP8	20/08/2020 to 24/08/2020
Sodium (Amm-acet.)	0.15	cmol(+)/kg	04-026-ICP8	20/08/2020 to 24/08/2020
Aluminium (KCl)	<9.0	mg/kg	04-027-ICP9	20/08/2020 to 24/08/2020
Aluminium (KCl)	<0.10	cmol(+)/kg	04-027-ICP9	20/08/2020 to 24/08/2020
Cation Exchange Capacity (Amm-acet.)	5.08	cmol(+)/kg	04-026-ICP8	24/08/2020 to 24/08/2020
Sodium % of cations	2.9	%	04-026-ICP8	24/08/2020 to 24/08/2020
Aluminium % of Cations	<1	%	04-026-ICP8	24/08/2020 to 24/08/2020
Calcium/Magnesium Ratio	2.5		04-026-ICP8	20/08/2020 to 24/08/2020
pH (1:5 Water)	6.6		04-031-PH	19/08/2020 to 20/08/2020
Electrical Conductivity (1:5 water)	0.02	dS/m	04-031-PH	19/08/2020 to 20/08/2020
Chloride	<10	mg/kg	04-063-FIA3	19/08/2020 to 21/08/2020
Sand (Coarse) ^	19.6	%	04-001-SANSILCLAY	19/08/2020 to 25/08/2020
Sand (Fine) ^	53.4	%	04-001-SANSILCLAY	19/08/2020 to 25/08/2020
Silt ^	13.5	%	04-001-SANSILCLAY	19/08/2020 to 25/08/2020

Nutrient Advantage Laboratory Services

Nutrient Advantage is a trademark of Incitec Pivot Limited
Incitec Pivot Limited - ABN 42 004 080 264
8 South Rd, Werribee Vic 3030
Toll-free: 1800 803 453 Fax: (61 3) 9974 0699
Enquiries: lab.feedback@incitecpivot.com.au

Disclaimer: This analysis report is prepared solely for the client listed above. To the extent permitted by law, Incitec Pivot Limited excludes all liability in connection with this report and, where liability cannot be excluded, limits its liability, at its election, to the re-supply of the analysis services or the cost of the re-supply of such services.

SOIL ANALYSIS REPORT

Report Number: 635012

Sample Number: 022071336	Paddock Name: MT0311530	Date Received: 18-Aug-2020
Test Code: 2017-064		Date of Report: 27-Oct-2020
Purchase Order No: TPG		
Grower Name: SUSTAINABLE SOIL MANAG		

Analyte	Result	Units	Method Code	Analyte Testing Period
Clay ^	13.5	%	04-001-SANSILCLAY	19/08/2020 to 25/08/2020
Texture (Calculated) ^			04-001-SANSILCLAY	19/08/2020 to 25/08/2020

Sample condition on receipt: Suitable for testing.

The results pertain only to the sample submitted.

This document shall not be reproduced except in full.

Analyses performed on soil dried at 40°C and ground to 2mm or less.

^ NATA accreditation does not cover the performance of this service.

Accredited for compliance with ISO/IEC 17025 - Testing.

This results of the tests, calibrations and/or measurements included in this document are traceable to Australian/International standards.

Nutrient Advantage Laboratory Services

Nutrient Advantage is a trademark of Incitec Pivot Limited
Incitec Pivot Limited - ABN 42 004 080 264
8 South Rd, Werribee Vic 3030
Toll-free: 1800 803 453 Fax: (61 3) 9974 0699
Enquiries: lab.feedback@incitecpivot.com.au

Disclaimer: This analysis report is prepared solely for the client listed above. To the extent permitted by law, Incitec Pivot Limited excludes all liability in connection with this report and, where liability cannot be excluded, limits its liability, at its election, to the re-supply of the analysis services or the cost of the re-supply of such services.

SOIL ANALYSIS REPORT

Report Number: 635013

Sustainable Soils Management P/L
PO Box 130
WARREN
NSW 2824



Report Authorised
Paul Kennelly
Laboratory Manager
NATA Accredited Laboratory
Number: 11958

Sample Number: 022071335	Paddock Name: MT0313060	Date Received: 18-Aug-2020
Test Code: 2017-064		Date of Report: 27-Oct-2020
Purchase Order No: TPG		
Grower Name: SUSTAINABLE SOIL MANAG		

Analyte	Result	Units	Method Code	Analyte Testing Period
2 hour natural aggregate ^	4			21/08/2020 to 21/08/2020
2 hour remoulded aggregate ^	4			21/08/2020 to 21/08/2020
20 hour natural aggregate ^	4			21/08/2020 to 21/08/2020
20 hour remoulded aggregate ^	4			21/08/2020 to 21/08/2020
Available Potassium ^	62	mg/kg	04-026-ICP8	20/08/2020 to 24/08/2020
Calcium % of Cations	41	%	04-026-ICP8	24/08/2020 to 24/08/2020
Emerson Class ^	1			21/08/2020 to 21/08/2020
Grass Tetany Risk Index ^	0.036		04-026-ICP8	20/08/2020 to 24/08/2020
Magnesium % of Cations	45	%	04-026-ICP8	24/08/2020 to 24/08/2020
Potassium % of Cations	3.1	%	04-026-ICP8	24/08/2020 to 24/08/2020
Slaking ^	0			21/08/2020 to 21/08/2020
pH (1:5 CaCl2)	5.8		04-031-PH	19/08/2020 to 20/08/2020
Nitrate Nitrogen	2.2	mg/kg	04-063-FIA3	19/08/2020 to 21/08/2020
Ammonium Nitrogen	<0.60	mg/kg	04-063-FIA3	19/08/2020 to 21/08/2020
Potassium (Amm-acet.)	0.16	cmol(+)/kg	04-026-ICP8	20/08/2020 to 24/08/2020
Calcium (Amm-acet.)	2.2	cmol(+)/kg	04-026-ICP8	20/08/2020 to 24/08/2020
Magnesium (Amm-acet.)	2.3	cmol(+)/kg	04-026-ICP8	20/08/2020 to 24/08/2020
Sodium (Amm-acet.)	0.58	cmol(+)/kg	04-026-ICP8	20/08/2020 to 24/08/2020
Aluminium (KCl)	<9.0	mg/kg	04-027-ICP9	20/08/2020 to 24/08/2020
Aluminium (KCl)	<0.10	cmol(+)/kg	04-027-ICP9	20/08/2020 to 24/08/2020
Cation Exchange Capacity (Amm-acet.)	5.21	cmol(+)/kg	04-026-ICP8	24/08/2020 to 24/08/2020
Sodium % of cations	11	%	04-026-ICP8	24/08/2020 to 24/08/2020
Aluminium % of Cations	<1	%	04-026-ICP8	24/08/2020 to 24/08/2020
Calcium/Magnesium Ratio	0.96		04-026-ICP8	20/08/2020 to 24/08/2020
pH (1:5 Water)	7.4		04-031-PH	19/08/2020 to 20/08/2020
Electrical Conductivity (1:5 water)	0.04	dS/m	04-031-PH	19/08/2020 to 20/08/2020
Chloride	13	mg/kg	04-063-FIA3	19/08/2020 to 21/08/2020
Sand (Coarse) ^	22.1	%	04-001-SANSILCLAY	19/08/2020 to 25/08/2020
Sand (Fine) ^	51.9	%	04-001-SANSILCLAY	19/08/2020 to 25/08/2020
Silt ^	12.4	%	04-001-SANSILCLAY	19/08/2020 to 25/08/2020

Nutrient Advantage Laboratory Services

Nutrient Advantage is a trademark of Incitec Pivot Limited
Incitec Pivot Limited - ABN 42 004 080 264
8 South Rd, Werribee Vic 3030
Toll-free: 1800 803 453 Fax: (61 3) 9974 0699
Enquiries: lab.feedback@incitecpivot.com.au

Disclaimer: This analysis report is prepared solely for the client listed above. To the extent permitted by law, Incitec Pivot Limited excludes all liability in connection with this report and, where liability cannot be excluded, limits its liability, at its election, to the re-supply of the analysis services or the cost of the re-supply of such services.

SOIL ANALYSIS REPORT

Report Number: 635013

Sample Number: 022071335	Paddock Name: MT0313060	Date Received: 18-Aug-2020
Test Code: 2017-064		Date of Report: 27-Oct-2020
Purchase Order No: TPG		
Grower Name: SUSTAINABLE SOIL MANAG		

Analyte	Result	Units	Method Code	Analyte Testing Period
Clay ^	13.6	%	04-001-SANSILCLAY	19/08/2020 to 25/08/2020
Texture (Calculated) ^			04-001-SANSILCLAY	19/08/2020 to 25/08/2020

Sample condition on receipt: Suitable for testing.

The results pertain only to the sample submitted.

This document shall not be reproduced except in full.

Analyses performed on soil dried at 40°C and ground to 2mm or less.

^ NATA accreditation does not cover the performance of this service.

Accredited for compliance with ISO/IEC 17025 - Testing.

This results of the tests, calibrations and/or measurements included in this document are traceable to Australian/International standards.

Nutrient Advantage Laboratory Services

Nutrient Advantage is a trademark of Incitec Pivot Limited
Incitec Pivot Limited - ABN 42 004 080 264
8 South Rd, Werribee Vic 3030
Toll-free: 1800 803 453 Fax: (61 3) 9974 0699
Enquiries: lab.feedback@incitecpivot.com.au

Disclaimer: This analysis report is prepared solely for the client listed above. To the extent permitted by law, Incitec Pivot Limited excludes all liability in connection with this report and, where liability cannot be excluded, limits its liability, at its election, to the re-supply of the analysis services or the cost of the re-supply of such services.

SOIL ANALYSIS REPORT

Report Number: 635014

Sustainable Soils Management P/L
PO Box 130
WARREN
NSW 2824



Report Authorised
Paul Kennelly
Laboratory Manager
NATA Accredited Laboratory
Number: 11958

Sample Number: 022071334	Paddock Name: MT03160100	Date Received: 18-Aug-2020
Test Code: 2017-064		Date of Report: 27-Oct-2020
Purchase Order No: TPG		
Grower Name: SUSTAINABLE SOIL MANAG		

Analyte	Result	Units	Method Code	Analyte Testing Period
2 hour natural aggregate ^	2			21/08/2020 to 21/08/2020
2 hour remoulded aggregate ^	4			21/08/2020 to 21/08/2020
20 hour natural aggregate ^	3			21/08/2020 to 21/08/2020
20 hour remoulded aggregate ^	4			21/08/2020 to 21/08/2020
Available Potassium ^	120	mg/kg	04-026-ICP8	20/08/2020 to 24/08/2020
Calcium % of Cations	28	%	04-026-ICP8	24/08/2020 to 24/08/2020
Emerson Class ^	2			21/08/2020 to 21/08/2020
Grass Tetany Risk Index ^	0.039		04-026-ICP8	20/08/2020 to 24/08/2020
Magnesium % of Cations	52	%	04-026-ICP8	24/08/2020 to 24/08/2020
Potassium % of Cations	3.0	%	04-026-ICP8	24/08/2020 to 24/08/2020
Slaking ^	0			21/08/2020 to 21/08/2020
pH (1:5 CaCl2)	6.2		04-031-PH	19/08/2020 to 20/08/2020
Nitrate Nitrogen	1.6	mg/kg	04-063-FIA3	19/08/2020 to 21/08/2020
Ammonium Nitrogen	0.63	mg/kg	04-063-FIA3	19/08/2020 to 21/08/2020
Potassium (Amm-acet.)	0.32	cmol(+)/kg	04-026-ICP8	20/08/2020 to 24/08/2020
Calcium (Amm-acet.)	2.9	cmol(+)/kg	04-026-ICP8	20/08/2020 to 24/08/2020
Magnesium (Amm-acet.)	5.4	cmol(+)/kg	04-026-ICP8	20/08/2020 to 24/08/2020
Sodium (Amm-acet.)	1.8	cmol(+)/kg	04-026-ICP8	20/08/2020 to 24/08/2020
Aluminium (KCl)	<9.0	mg/kg	04-027-ICP9	20/08/2020 to 24/08/2020
Aluminium (KCl)	<0.10	cmol(+)/kg	04-027-ICP9	20/08/2020 to 24/08/2020
Cation Exchange Capacity (Amm-acet.)	10.4	cmol(+)/kg	04-026-ICP8	24/08/2020 to 24/08/2020
Sodium % of cations	17	%	04-026-ICP8	24/08/2020 to 24/08/2020
Aluminium % of Cations	<1	%	04-026-ICP8	24/08/2020 to 24/08/2020
Calcium/Magnesium Ratio	0.54		04-026-ICP8	20/08/2020 to 24/08/2020
pH (1:5 Water)	7.6		04-031-PH	19/08/2020 to 20/08/2020
Electrical Conductivity (1:5 water)	0.12	dS/m	04-031-PH	19/08/2020 to 20/08/2020
Chloride	91	mg/kg	04-063-FIA3	19/08/2020 to 21/08/2020
Sand (Coarse) ^	31.2	%	04-001-SANSILCLAY	19/08/2020 to 25/08/2020
Sand (Fine) ^	34.8	%	04-001-SANSILCLAY	19/08/2020 to 25/08/2020
Silt ^	8.5	%	04-001-SANSILCLAY	19/08/2020 to 25/08/2020

Nutrient Advantage Laboratory Services

Nutrient Advantage is a trademark of Incitec Pivot Limited
Incitec Pivot Limited - ABN 42 004 080 264
8 South Rd, Werribee Vic 3030
Toll-free: 1800 803 453 Fax: (61 3) 9974 0699
Enquiries: lab.feedback@incitecpivot.com.au

Disclaimer: This analysis report is prepared solely for the client listed above. To the extent permitted by law, Incitec Pivot Limited excludes all liability in connection with this report and, where liability cannot be excluded, limits its liability, at its election, to the re-supply of the analysis services or the cost of the re-supply of such services.

SOIL ANALYSIS REPORT

Report Number: 635014

Sample Number: 022071334	Paddock Name: MT03160100	Date Received: 18-Aug-2020
Test Code: 2017-064		Date of Report: 27-Oct-2020
Purchase Order No: TPG		
Grower Name: SUSTAINABLE SOIL MANAG		

Analyte	Result	Units	Method Code	Analyte Testing Period
Clay ^	25.5	%	04-001-SANSILCLAY	19/08/2020 to 25/08/2020
Texture (Calculated) ^			04-001-SANSILCLAY	19/08/2020 to 25/08/2020

Sample condition on receipt: Suitable for testing.

The results pertain only to the sample submitted.

This document shall not be reproduced except in full.

Analyses performed on soil dried at 40°C and ground to 2mm or less.

^ NATA accreditation does not cover the performance of this service.

Accredited for compliance with ISO/IEC 17025 - Testing.

This results of the tests, calibrations and/or measurements included in this document are traceable to Australian/International standards.

Nutrient Advantage Laboratory Services

Nutrient Advantage is a trademark of Incitec Pivot Limited
Incitec Pivot Limited - ABN 42 004 080 264
8 South Rd, Werribee Vic 3030
Toll-free: 1800 803 453 Fax: (61 3) 9974 0699
Enquiries: lab.feedback@incitecpivot.com.au

Disclaimer: This analysis report is prepared solely for the client listed above. To the extent permitted by law, Incitec Pivot Limited excludes all liability in connection with this report and, where liability cannot be excluded, limits its liability, at its election, to the re-supply of the analysis services or the cost of the re-supply of such services.

SOIL ANALYSIS REPORT

Report Number: 635015

Sustainable Soils Management P/L
PO Box 130
WARREN
NSW 2824



Report Authorised
Paul Kennelly
Laboratory Manager
NATA Accredited Laboratory
Number: 11958

Sample Number: 022071333	Paddock Name: MT03205	Date Received: 18-Aug-2020
Test Code: CT171		Date of Report: 27-Oct-2020
Purchase Order No: TPG		
Grower Name: SUSTAINABLE SOIL MANAG		

Analyte	Result	Units	Method Code	Analyte Testing Period
2 hour natural aggregate ^	0			21/08/2020 to 21/08/2020
2 hour remoulded aggregate ^	3			21/08/2020 to 21/08/2020
20 hour natural aggregate ^	1			21/08/2020 to 21/08/2020
20 hour remoulded aggregate ^	4			21/08/2020 to 21/08/2020
Available Potassium ^	320	mg/kg	04-026-ICP8	20/08/2020 to 24/08/2020
Calcium % of Cations	71	%	04-026-ICP8	24/08/2020 to 24/08/2020
Emerson Class ^	3			21/08/2020 to 21/08/2020
Grass Tetany Risk Index ^	0.17		04-026-ICP8	20/08/2020 to 24/08/2020
Magnesium % of Cations	15	%	04-026-ICP8	24/08/2020 to 24/08/2020
Potassium % of Cations	15	%	04-026-ICP8	24/08/2020 to 24/08/2020
Slaking ^	0			21/08/2020 to 21/08/2020
Soil Colour	Brown		04-042-PHYS	24/08/2020 to 24/08/2020
Soil Texture	Clay Loam		04-042-PHYS	24/08/2020 to 24/08/2020
pH (1:5 CaCl2)	5.4		04-031-PH	19/08/2020 to 20/08/2020
Electrical Conductivity (Sat. Ext.) ^	0.2	dS/m	04-054-WCALC	24/08/2020 to 24/08/2020
Active (labile) Carbon ^	166	mg/kg	04-065-ACTIVE_C	21/08/2020 to 25/08/2020
Nitrate Nitrogen	4.7	mg/kg	04-063-FIA3	19/08/2020 to 21/08/2020
Ammonium Nitrogen	0.82	mg/kg	04-063-FIA3	19/08/2020 to 21/08/2020
Total Carbon (combustion)	1.2	%	04-086-TC	20/08/2020 to 20/08/2020
Sulphur (KCl40)	<1.0	mg/kg	04-021-ICP2	24/08/2020 to 25/08/2020
Phosphorus (Colwell)	9.1	mg/kg	04-013-COL_P	19/08/2020 to 21/08/2020
Phosphorus Buffer Index (PBI-Col)	40		04-020-ICP17	21/08/2020 to 21/08/2020
Potassium (Amm-acet.)	0.82	cmol(+)/kg	04-026-ICP8	20/08/2020 to 24/08/2020
Calcium (Amm-acet.)	3.9	cmol(+)/kg	04-026-ICP8	20/08/2020 to 24/08/2020
Magnesium (Amm-acet.)	0.81	cmol(+)/kg	04-026-ICP8	20/08/2020 to 24/08/2020
Sodium (Amm-acet.)	<0.022	cmol(+)/kg	04-026-ICP8	20/08/2020 to 24/08/2020
Aluminium (KCl)	<9.0	mg/kg	04-027-ICP9	20/08/2020 to 24/08/2020
Aluminium (KCl)	<0.10	cmol(+)/kg	04-027-ICP9	20/08/2020 to 24/08/2020
Cation Exchange Capacity (Amm-acet.)	5.55	cmol(+)/kg	04-026-ICP8	24/08/2020 to 24/08/2020
Sodium % of cations	<1	%	04-026-ICP8	24/08/2020 to 24/08/2020

Nutrient Advantage Laboratory Services

Nutrient Advantage is a trademark of Incitec Pivot Limited
Incitec Pivot Limited - ABN 42 004 080 264
8 South Rd, Werribee Vic 3030
Toll-free: 1800 803 453 Fax: (61 3) 9974 0699
Enquiries: lab.feedback@incitecpivot.com.au

Disclaimer: This analysis report is prepared solely for the client listed above. To the extent permitted by law, Incitec Pivot Limited excludes all liability in connection with this report and, where liability cannot be excluded, limits its liability, at its election, to the re-supply of the analysis services or the cost of the re-supply of such services.

SOIL ANALYSIS REPORT

Report Number: 635015

Sample Number: 022071333	Paddock Name: MT03205	Date Received: 18-Aug-2020
Test Code: CT171		Date of Report: 27-Oct-2020
Purchase Order No: TPG		
Grower Name: SUSTAINABLE SOIL MANAG		

Analyte	Result	Units	Method Code	Analyte Testing Period
Aluminium % of Cations	<1	%	04-026-ICP8	24/08/2020 to 24/08/2020
Calcium/Magnesium Ratio	4.8		04-026-ICP8	20/08/2020 to 24/08/2020
pH (1:5 Water)	6.5		04-031-PH	19/08/2020 to 20/08/2020
Electrical Conductivity (1:5 water)	0.03	dS/m	04-031-PH	19/08/2020 to 20/08/2020
Chloride	<10	mg/kg	04-063-FIA3	19/08/2020 to 21/08/2020
Copper (DTPA)	0.47	mg/kg	04-024-ICP6	21/08/2020 to 24/08/2020
Zinc (DTPA)	0.28	mg/kg	04-024-ICP6	21/08/2020 to 24/08/2020
Manganese (DTPA)	19	mg/kg	04-024-ICP6	21/08/2020 to 24/08/2020
Iron (DTPA)	24	mg/kg	04-024-ICP6	21/08/2020 to 24/08/2020
Boron (Hot CaCl ₂)	0.49	mg/kg	04-025-ICP7	21/08/2020 to 24/08/2020
Phosphorus Environmental Risk Index ^	0.23		04-020-ICP17	21/08/2020 to 21/08/2020

Sample condition on receipt: Suitable for testing.

The results pertain only to the sample submitted.

This document shall not be reproduced except in full.

Analyses performed on soil dried at 40°C and ground to 2mm or less.

^ NATA accreditation does not cover the performance of this service.

Accredited for compliance with ISO/IEC 17025 - Testing.

This results of the tests, calibrations and/or measurements included in this document are traceable to Australian/International standards.

Nutrient Advantage Laboratory Services

Nutrient Advantage is a trademark of Incitec Pivot Limited
Incitec Pivot Limited - ABN 42 004 080 264
8 South Rd, Werribee Vic 3030
Toll-free: 1800 803 453 Fax: (61 3) 9974 0699
Enquiries: lab.feedback@incitecpivot.com.au

Disclaimer: This analysis report is prepared solely for the client listed above. To the extent permitted by law, Incitec Pivot Limited excludes all liability in connection with this report and, where liability cannot be excluded, limits its liability, at its election, to the re-supply of the analysis services or the cost of the re-supply of such services.

SOIL ANALYSIS REPORT

Report Number: 635016

Sustainable Soils Management P/L
 PO Box 130
 WARREN
 NSW 2824



Report Authorised
 Paul Kennelly
 Laboratory Manager
 NATA Accredited Laboratory
 Number: 11958

Sample Number: 022071332	Paddock Name: MT032515	Date Received: 18-Aug-2020
Test Code: CT171		Date of Report: 27-Oct-2020
Purchase Order No: TPG		
Grower Name: SUSTAINABLE SOIL MANAG		

Analyte	Result	Units	Method Code	Analyte Testing Period
2 hour natural aggregate ^	0			21/08/2020 to 21/08/2020
2 hour remoulded aggregate ^	0			21/08/2020 to 21/08/2020
20 hour natural aggregate ^	1			21/08/2020 to 21/08/2020
20 hour remoulded aggregate ^	0			21/08/2020 to 21/08/2020
Available Potassium ^	330	mg/kg	04-026-ICP8	20/08/2020 to 24/08/2020
Calcium % of Cations	83	%	04-026-ICP8	24/08/2020 to 24/08/2020
Emerson Class ^	8			21/08/2020 to 21/08/2020
Grass Tetany Risk Index ^	0.084		04-026-ICP8	20/08/2020 to 24/08/2020
Magnesium % of Cations	9.5	%	04-026-ICP8	24/08/2020 to 24/08/2020
Potassium % of Cations	7.7	%	04-026-ICP8	24/08/2020 to 24/08/2020
Slaking ^	1			21/08/2020 to 21/08/2020
Soil Colour	Red-brown		04-042-PHYS	24/08/2020 to 24/08/2020
Soil Texture	Clay		04-042-PHYS	24/08/2020 to 24/08/2020
pH (1:5 CaCl2)	7.6		04-031-PH	19/08/2020 to 20/08/2020
Electrical Conductivity (Sat. Ext.) ^	0.8	dS/m	04-054-WCALC	24/08/2020 to 24/08/2020
Active (labile) Carbon ^	119	mg/kg	04-065-ACTIVE_C	21/08/2020 to 25/08/2020
Nitrate Nitrogen	2.4	mg/kg	04-063-FIA3	19/08/2020 to 21/08/2020
Ammonium Nitrogen	<0.60	mg/kg	04-063-FIA3	19/08/2020 to 21/08/2020
Total Carbon (combustion)	0.93	%	04-086-TC	20/08/2020 to 20/08/2020
Sulphur (KCl40)	1.3	mg/kg	04-021-ICP2	24/08/2020 to 25/08/2020
Phosphorus (Colwell)	7.5	mg/kg	04-013-COL_P	19/08/2020 to 21/08/2020
Phosphorus Buffer Index (PBI-Col)	67		04-020-ICP17	21/08/2020 to 21/08/2020
Potassium (Amm-acet.)	0.84	cmol(+)/kg	04-026-ICP8	20/08/2020 to 24/08/2020
Calcium (Amm-acet.)	9.0	cmol(+)/kg	04-026-ICP8	20/08/2020 to 24/08/2020
Magnesium (Amm-acet.)	1.0	cmol(+)/kg	04-026-ICP8	20/08/2020 to 24/08/2020
Sodium (Amm-acet.)	<0.022	cmol(+)/kg	04-026-ICP8	20/08/2020 to 24/08/2020
Aluminium (KCl)	<9.0	mg/kg	04-027-ICP9	20/08/2020 to 24/08/2020
Aluminium (KCl)	<0.10	cmol(+)/kg	04-027-ICP9	20/08/2020 to 24/08/2020
Cation Exchange Capacity (Amm-acet.)	10.9	cmol(+)/kg	04-026-ICP8	24/08/2020 to 24/08/2020
Sodium % of cations	<1	%	04-026-ICP8	24/08/2020 to 24/08/2020

Nutrient Advantage Laboratory Services

Nutrient Advantage is a trademark of Incitec Pivot Limited
 Incitec Pivot Limited - ABN 42 004 080 264
 8 South Rd, Werribee Vic 3030
 Toll-free: 1800 803 453 Fax: (61 3) 9974 0699
 Enquiries: lab.feedback@incitecpivot.com.au

Disclaimer: This analysis report is prepared solely for the client listed above. To the extent permitted by law, Incitec Pivot Limited excludes all liability in connection with this report and, where liability cannot be excluded, limits its liability, at its election, to the re-supply of the analysis services or the cost of the re-supply of such services.

SOIL ANALYSIS REPORT

Report Number: 635016

Sample Number: 022071332	Paddock Name: MT032515	Date Received: 18-Aug-2020
Test Code: CT171		Date of Report: 27-Oct-2020
Purchase Order No: TPG		
Grower Name: SUSTAINABLE SOIL MANAG		

Analyte	Result	Units	Method Code	Analyte Testing Period
Aluminium % of Cations	<1	%	04-026-ICP8	24/08/2020 to 24/08/2020
Calcium/Magnesium Ratio	9.0		04-026-ICP8	20/08/2020 to 24/08/2020
pH (1:5 Water)	8.2		04-031-PH	19/08/2020 to 20/08/2020
Electrical Conductivity (1:5 water)	0.13	dS/m	04-031-PH	19/08/2020 to 20/08/2020
Chloride	<10	mg/kg	04-063-FIA3	19/08/2020 to 21/08/2020
Copper (DTPA)	0.39	mg/kg	04-024-ICP6	21/08/2020 to 24/08/2020
Zinc (DTPA)	0.081	mg/kg	04-024-ICP6	21/08/2020 to 24/08/2020
Manganese (DTPA)	7.2	mg/kg	04-024-ICP6	21/08/2020 to 24/08/2020
Iron (DTPA)	8.3	mg/kg	04-024-ICP6	21/08/2020 to 24/08/2020
Boron (Hot CaCl ₂)	0.63	mg/kg	04-025-ICP7	21/08/2020 to 24/08/2020
Phosphorus Environmental Risk Index ^	0.11		04-020-ICP17	21/08/2020 to 21/08/2020

Sample condition on receipt: Suitable for testing.

The results pertain only to the sample submitted.

This document shall not be reproduced except in full.

Analyses performed on soil dried at 40°C and ground to 2mm or less.

^ NATA accreditation does not cover the performance of this service.

Accredited for compliance with ISO/IEC 17025 - Testing.

This results of the tests, calibrations and/or measurements included in this document are traceable to Australian/International standards.

Nutrient Advantage Laboratory Services

Nutrient Advantage is a trademark of Incitec Pivot Limited
Incitec Pivot Limited - ABN 42 004 080 264
8 South Rd, Werribee Vic 3030
Toll-free: 1800 803 453 Fax: (61 3) 9974 0699
Enquiries: lab.feedback@incitecpivot.com.au

Disclaimer: This analysis report is prepared solely for the client listed above. To the extent permitted by law, Incitec Pivot Limited excludes all liability in connection with this report and, where liability cannot be excluded, limits its liability, at its election, to the re-supply of the analysis services or the cost of the re-supply of such services.

SOIL ANALYSIS REPORT

Report Number: 635017

Sustainable Soils Management P/L
PO Box 130
WARREN
NSW 2824



Report Authorised
Paul Kennelly
Laboratory Manager
NATA Accredited Laboratory
Number: 11958

Sample Number: 022071331	Paddock Name: MT0321530	Date Received: 18-Aug-2020
Test Code: CT173		Date of Report: 27-Oct-2020
Purchase Order No: TPG		
Grower Name: SUSTAINABLE SOIL MANAG		

Analyte	Result	Units	Method Code	Analyte Testing Period
2 hour natural aggregate ^	0			21/08/2020 to 24/08/2020
2 hour remoulded aggregate ^	0			21/08/2020 to 24/08/2020
20 hour natural aggregate ^	0			21/08/2020 to 24/08/2020
20 hour remoulded aggregate ^	0			21/08/2020 to 24/08/2020
Available Potassium ^	280	mg/kg	04-026-ICP8	20/08/2020 to 24/08/2020
Calcium % of Cations	88	%	04-026-ICP8	24/08/2020 to 24/08/2020
Emerson Class ^	8			21/08/2020 to 24/08/2020
Grass Tetany Risk Index ^	0.041		04-026-ICP8	20/08/2020 to 24/08/2020
Magnesium % of Cations	8.2	%	04-026-ICP8	24/08/2020 to 24/08/2020
Potassium % of Cations	3.8	%	04-026-ICP8	24/08/2020 to 24/08/2020
Slaking ^	1			21/08/2020 to 24/08/2020
pH (1:5 CaCl2)	8.0		04-031-PH	19/08/2020 to 20/08/2020
Active (labile) Carbon ^	67.0	mg/kg	04-065-ACTIVE_C	21/08/2020 to 25/08/2020
Nitrate Nitrogen	2.0	mg/kg	04-063-FIA3	19/08/2020 to 21/08/2020
Ammonium Nitrogen	<0.60	mg/kg	04-063-FIA3	19/08/2020 to 21/08/2020
Total Carbon (combustion)	0.69	%	04-086-TC	20/08/2020 to 20/08/2020
Potassium (Amm-acet.)	0.71	cmol(+)/kg	04-026-ICP8	20/08/2020 to 24/08/2020
Calcium (Amm-acet.)	16	cmol(+)/kg	04-026-ICP8	20/08/2020 to 24/08/2020
Magnesium (Amm-acet.)	1.5	cmol(+)/kg	04-026-ICP8	20/08/2020 to 24/08/2020
Sodium (Amm-acet.)	<0.022	cmol(+)/kg	04-026-ICP8	20/08/2020 to 24/08/2020
Aluminium (KCl)	<9.0	mg/kg	04-027-ICP9	20/08/2020 to 24/08/2020
Aluminium (KCl)	<0.10	cmol(+)/kg	04-027-ICP9	20/08/2020 to 24/08/2020
Cation Exchange Capacity (Amm-acet.)	18.6	cmol(+)/kg	04-026-ICP8	24/08/2020 to 24/08/2020
Sodium % of cations	<1	%	04-026-ICP8	24/08/2020 to 24/08/2020
Aluminium % of Cations	<1	%	04-026-ICP8	24/08/2020 to 24/08/2020
Calcium/Magnesium Ratio	11		04-026-ICP8	20/08/2020 to 24/08/2020
pH (1:5 Water)	8.7		04-031-PH	19/08/2020 to 20/08/2020
Electrical Conductivity (1:5 water)	0.11	dS/m	04-031-PH	19/08/2020 to 20/08/2020
Chloride	<10	mg/kg	04-063-FIA3	19/08/2020 to 21/08/2020

Nutrient Advantage Laboratory Services

Nutrient Advantage is a trademark of Incitec Pivot Limited
Incitec Pivot Limited - ABN 42 004 080 264
8 South Rd, Werribee Vic 3030
Toll-free: 1800 803 453 Fax: (61 3) 9974 0699
Enquiries: lab.feedback@incitecpivot.com.au

Disclaimer: This analysis report is prepared solely for the client listed above. To the extent permitted by law, Incitec Pivot Limited excludes all liability in connection with this report and, where liability cannot be excluded, limits its liability, at its election, to the re-supply of the analysis services or the cost of the re-supply of such services.

Report Number: 635017

Sample condition on receipt: Suitable for testing.

The results pertain only to the sample submitted.

This document shall not be reproduced except in full.

Analyses performed on soil dried at 40°C and ground to 2mm or less.

^ NATA accreditation does not cover the performance of this service.

Accredited for compliance with ISO/IEC 17025 - Testing.

This results of the tests, calibrations and/or measurements included in this document are traceable to Australian/International standards.

Nutrient Advantage Laboratory Services

Nutrient Advantage is a trademark of Incitec Pivot Limited

Incitec Pivot Limited - ABN 42 004 080 264

8 South Rd, Werribee Vic 3030

Toll-free: 1800 803 453 Fax: (61 3) 9974 0699

Enquiries: lab.feedback@incitecpivot.com.au

Disclaimer: This analysis report is prepared solely for the client listed above. To the extent permitted by law, Incitec Pivot Limited excludes all liability in connection with this report and, where liability cannot be excluded, limits its liability, at its election, to the re-supply of the analysis services or the cost of the re-supply of such services.

SOIL ANALYSIS REPORT

Report Number: 635018

Sustainable Soils Management P/L
PO Box 130
WARREN
NSW 2824



Report Authorised
Paul Kennelly
Laboratory Manager
NATA Accredited Laboratory
Number: 11958

Sample Number: 022071330	Paddock Name: MT0323060	Date Received: 18-Aug-2020
Test Code: 2017-065		Date of Report: 27-Oct-2020
Purchase Order No: TPG		
Grower Name: SUSTAINABLE SOIL MANAG		

Analyte	Result	Units	Method Code	Analyte Testing Period
2 hour natural aggregate ^	0			21/08/2020 to 21/08/2020
2 hour remoulded aggregate ^	0			21/08/2020 to 21/08/2020
20 hour natural aggregate ^	0			21/08/2020 to 21/08/2020
20 hour remoulded aggregate ^	0			21/08/2020 to 21/08/2020
Available Potassium ^	360	mg/kg	04-026-ICP8	20/08/2020 to 24/08/2020
Calcium % of Cations	75	%	04-026-ICP8	24/08/2020 to 24/08/2020
Emerson Class ^	6			21/08/2020 to 21/08/2020
Grass Tetany Risk Index ^	0.043		04-026-ICP8	20/08/2020 to 24/08/2020
Magnesium % of Cations	20	%	04-026-ICP8	24/08/2020 to 24/08/2020
Potassium % of Cations	4.2	%	04-026-ICP8	24/08/2020 to 24/08/2020
Slaking ^	0			21/08/2020 to 21/08/2020
pH (1:5 CaCl2)	8.1		04-031-PH	19/08/2020 to 20/08/2020
Nitrate Nitrogen	6.6	mg/kg	04-063-FIA3	19/08/2020 to 21/08/2020
Ammonium Nitrogen	0.73	mg/kg	04-063-FIA3	19/08/2020 to 21/08/2020
Potassium (Amm-acet.)	0.92	cmol(+)/kg	04-026-ICP8	20/08/2020 to 24/08/2020
Calcium (Amm-acet.)	17	cmol(+)/kg	04-026-ICP8	20/08/2020 to 24/08/2020
Magnesium (Amm-acet.)	4.5	cmol(+)/kg	04-026-ICP8	20/08/2020 to 24/08/2020
Sodium (Amm-acet.)	0.091	cmol(+)/kg	04-026-ICP8	20/08/2020 to 24/08/2020
Aluminium (KCl)	<9.0	mg/kg	04-027-ICP9	20/08/2020 to 24/08/2020
Aluminium (KCl)	<0.10	cmol(+)/kg	04-027-ICP9	20/08/2020 to 24/08/2020
Cation Exchange Capacity (Amm-acet.)	22.1	cmol(+)/kg	04-026-ICP8	24/08/2020 to 24/08/2020
Sodium % of cations	0.41	%	04-026-ICP8	24/08/2020 to 24/08/2020
Aluminium % of Cations	<1	%	04-026-ICP8	24/08/2020 to 24/08/2020
Calcium/Magnesium Ratio	3.8		04-026-ICP8	20/08/2020 to 24/08/2020
pH (1:5 Water)	8.7		04-031-PH	19/08/2020 to 20/08/2020
Electrical Conductivity (1:5 water)	0.14	dS/m	04-031-PH	19/08/2020 to 20/08/2020
Chloride	<10	mg/kg	04-063-FIA3	19/08/2020 to 21/08/2020

Nutrient Advantage Laboratory Services

Nutrient Advantage is a trademark of Incitec Pivot Limited
Incitec Pivot Limited - ABN 42 004 080 264
8 South Rd, Werribee Vic 3030
Toll-free: 1800 803 453 Fax: (61 3) 9974 0699
Enquiries: lab.feedback@incitecpivot.com.au

Disclaimer: This analysis report is prepared solely for the client listed above. To the extent permitted by law, Incitec Pivot Limited excludes all liability in connection with this report and, where liability cannot be excluded, limits its liability, at its election, to the re-supply of the analysis services or the cost of the re-supply of such services.

Report Number: 635018

Sample condition on receipt: Suitable for testing.

The results pertain only to the sample submitted.

This document shall not be reproduced except in full.

Analyses performed on soil dried at 40°C and ground to 2mm or less.

^ NATA accreditation does not cover the performance of this service.

Accredited for compliance with ISO/IEC 17025 - Testing.

This results of the tests, calibrations and/or measurements included in this document are traceable to Australian/International standards.

Nutrient Advantage Laboratory Services

Nutrient Advantage is a trademark of Incitec Pivot Limited

Incitec Pivot Limited - ABN 42 004 080 264

8 South Rd, Werribee Vic 3030

Toll-free: 1800 803 453 Fax: (61 3) 9974 0699

Enquiries: lab.feedback@incitecpivot.com.au

Disclaimer: This analysis report is prepared solely for the client listed above. To the extent permitted by law, Incitec Pivot Limited excludes all liability in connection with this report and, where liability cannot be excluded, limits its liability, at its election, to the re-supply of the analysis services or the cost of the re-supply of such services.

SOIL ANALYSIS REPORT

Report Number: 635019

Sustainable Soils Management P/L
PO Box 130
WARREN
NSW 2824



Report Authorised
Paul Kennelly
Laboratory Manager
NATA Accredited Laboratory
Number: 11958

Sample Number: 022071329	Paddock Name: MT03260100	Date Received: 18-Aug-2020
Test Code: 2017-065		Date of Report: 27-Oct-2020
Purchase Order No: TPG		
Grower Name: SUSTAINABLE SOIL MANAG		

Analyte	Result	Units	Method Code	Analyte Testing Period
2 hour natural aggregate ^	0			21/08/2020 to 21/08/2020
2 hour remoulded aggregate ^	0			21/08/2020 to 21/08/2020
20 hour natural aggregate ^	0			21/08/2020 to 21/08/2020
20 hour remoulded aggregate ^	0			21/08/2020 to 21/08/2020
Available Potassium ^	350	mg/kg	04-026-ICP8	20/08/2020 to 24/08/2020
Calcium % of Cations	51	%	04-026-ICP8	24/08/2020 to 24/08/2020
Emerson Class ^	6			21/08/2020 to 21/08/2020
Grass Tetany Risk Index ^	0.072		04-026-ICP8	20/08/2020 to 24/08/2020
Magnesium % of Cations	41	%	04-026-ICP8	24/08/2020 to 24/08/2020
Potassium % of Cations	6.7	%	04-026-ICP8	24/08/2020 to 24/08/2020
Slaking ^	0			21/08/2020 to 21/08/2020
pH (1:5 CaCl2)	8.2		04-031-PH	19/08/2020 to 20/08/2020
Nitrate Nitrogen	2.5	mg/kg	04-063-FIA3	19/08/2020 to 21/08/2020
Ammonium Nitrogen	<0.60	mg/kg	04-063-FIA3	19/08/2020 to 21/08/2020
Potassium (Amm-acet.)	0.89	cmol(+)/kg	04-026-ICP8	20/08/2020 to 24/08/2020
Calcium (Amm-acet.)	6.9	cmol(+)/kg	04-026-ICP8	20/08/2020 to 24/08/2020
Magnesium (Amm-acet.)	5.5	cmol(+)/kg	04-026-ICP8	20/08/2020 to 24/08/2020
Sodium (Amm-acet.)	0.14	cmol(+)/kg	04-026-ICP8	20/08/2020 to 24/08/2020
Aluminium (KCl)	<9.0	mg/kg	04-027-ICP9	20/08/2020 to 24/08/2020
Aluminium (KCl)	<0.10	cmol(+)/kg	04-027-ICP9	20/08/2020 to 24/08/2020
Cation Exchange Capacity (Amm-acet.)	13.4	cmol(+)/kg	04-026-ICP8	24/08/2020 to 24/08/2020
Sodium % of cations	1.1	%	04-026-ICP8	24/08/2020 to 24/08/2020
Aluminium % of Cations	<1	%	04-026-ICP8	24/08/2020 to 24/08/2020
Calcium/Magnesium Ratio	1.3		04-026-ICP8	20/08/2020 to 24/08/2020
pH (1:5 Water)	8.8		04-031-PH	19/08/2020 to 20/08/2020
Electrical Conductivity (1:5 water)	0.12	dS/m	04-031-PH	19/08/2020 to 20/08/2020
Chloride	<10	mg/kg	04-063-FIA3	19/08/2020 to 21/08/2020

Nutrient Advantage Laboratory Services

Nutrient Advantage is a trademark of Incitec Pivot Limited
Incitec Pivot Limited - ABN 42 004 080 264
8 South Rd, Werribee Vic 3030
Toll-free: 1800 803 453 Fax: (61 3) 9974 0699
Enquiries: lab.feedback@incitecpivot.com.au

Disclaimer: This analysis report is prepared solely for the client listed above. To the extent permitted by law, Incitec Pivot Limited excludes all liability in connection with this report and, where liability cannot be excluded, limits its liability, at its election, to the re-supply of the analysis services or the cost of the re-supply of such services.

Report Number: 635019

Sample condition on receipt: Suitable for testing.

The results pertain only to the sample submitted.

This document shall not be reproduced except in full.

Analyses performed on soil dried at 40°C and ground to 2mm or less.

^ NATA accreditation does not cover the performance of this service.

Accredited for compliance with ISO/IEC 17025 - Testing.

This results of the tests, calibrations and/or measurements included in this document are traceable to Australian/International standards.

Nutrient Advantage Laboratory Services

Nutrient Advantage is a trademark of Incitec Pivot Limited

Incitec Pivot Limited - ABN 42 004 080 264

8 South Rd, Werribee Vic 3030

Toll-free: 1800 803 453 Fax: (61 3) 9974 0699

Enquiries: lab.feedback@incitecpivot.com.au

Disclaimer: This analysis report is prepared solely for the client listed above. To the extent permitted by law, Incitec Pivot Limited excludes all liability in connection with this report and, where liability cannot be excluded, limits its liability, at its election, to the re-supply of the analysis services or the cost of the re-supply of such services.

SOIL ANALYSIS REPORT

Report Number: 635020

Sustainable Soils Management P/L
PO Box 130
WARREN
NSW 2824



Report Authorised
Paul Kennelly
Laboratory Manager
NATA Accredited Laboratory
Number: 11958

Sample Number: 022071328	Paddock Name: MT03305	Date Received: 18-Aug-2020
Test Code: 2017-083		Date of Report: 27-Oct-2020
Purchase Order No: TPG		
Grower Name: SUSTAINABLE SOIL MANAG		

Analyte	Result	Units	Method Code	Analyte Testing Period
2 hour natural aggregate ^	0			21/08/2020 to 21/08/2020
2 hour remoulded aggregate ^	3			21/08/2020 to 21/08/2020
20 hour natural aggregate ^	0			21/08/2020 to 21/08/2020
20 hour remoulded aggregate ^	3			21/08/2020 to 21/08/2020
Available Potassium ^	370	mg/kg	04-026-ICP8	20/08/2020 to 24/08/2020
Calcium % of Cations	63	%	04-026-ICP8	24/08/2020 to 24/08/2020
Emerson Class ^	7			21/08/2020 to 21/08/2020
Grass Tetany Risk Index ^	0.22		04-026-ICP8	20/08/2020 to 24/08/2020
Magnesium % of Cations	18	%	04-026-ICP8	24/08/2020 to 24/08/2020
Organic Matter (W&B * 1.72) ^	2.0	%	04-054-WCALC	25/08/2020 to 25/08/2020
Potassium % of Cations	18	%	04-026-ICP8	24/08/2020 to 24/08/2020
Slaking ^	2			21/08/2020 to 21/08/2020
Soil Colour	Brown		04-042-PHYS	24/08/2020 to 24/08/2020
Soil Texture	Clay		04-042-PHYS	24/08/2020 to 24/08/2020
pH (1:5 CaCl2)	5.2		04-031-PH	19/08/2020 to 20/08/2020
Electrical Conductivity (Sat. Ext.) ^	0.2	dS/m	04-054-WCALC	24/08/2020 to 24/08/2020
Organic Carbon (W&B)	1.15	%	04-018-UV1	24/08/2020 to 25/08/2020
Nitrate Nitrogen	4.3	mg/kg	04-063-FIA3	19/08/2020 to 21/08/2020
Ammonium Nitrogen	1.3	mg/kg	04-063-FIA3	19/08/2020 to 21/08/2020
Sulphur (KCl40)	2.7	mg/kg	04-021-ICP2	24/08/2020 to 25/08/2020
Phosphorus (Colwell)	12	mg/kg	04-013-COL_P	19/08/2020 to 21/08/2020
Phosphorus Buffer Index (PBI-Col)	53		04-020-ICP17	21/08/2020 to 21/08/2020
Potassium (Amm-acet.)	0.94	cmol(+)/kg	04-026-ICP8	20/08/2020 to 24/08/2020
Calcium (Amm-acet.)	3.3	cmol(+)/kg	04-026-ICP8	20/08/2020 to 24/08/2020
Magnesium (Amm-acet.)	0.94	cmol(+)/kg	04-026-ICP8	20/08/2020 to 24/08/2020
Sodium (Amm-acet.)	0.058	cmol(+)/kg	04-026-ICP8	20/08/2020 to 24/08/2020
Aluminium (KCl)	<9.0	mg/kg	04-027-ICP9	20/08/2020 to 24/08/2020
Aluminium (KCl)	<0.10	cmol(+)/kg	04-027-ICP9	20/08/2020 to 24/08/2020
Cation Exchange Capacity (Amm-acet.)	5.19	cmol(+)/kg	04-026-ICP8	24/08/2020 to 24/08/2020
Sodium % of cations	1.1	%	04-026-ICP8	24/08/2020 to 24/08/2020

Nutrient Advantage Laboratory Services

Nutrient Advantage is a trademark of Incitec Pivot Limited
Incitec Pivot Limited - ABN 42 004 080 264
8 South Rd, Werribee Vic 3030
Toll-free: 1800 803 453 Fax: (61 3) 9974 0699
Enquiries: lab.feedback@incitecpivot.com.au

Disclaimer: This analysis report is prepared solely for the client listed above. To the extent permitted by law, Incitec Pivot Limited excludes all liability in connection with this report and, where liability cannot be excluded, limits its liability, at its election, to the re-supply of the analysis services or the cost of the re-supply of such services.

SOIL ANALYSIS REPORT

Report Number: 635020

Sample Number: 022071328	Paddock Name: MT03305	Date Received: 18-Aug-2020
Test Code: 2017-083		Date of Report: 27-Oct-2020
Purchase Order No: TPG		
Grower Name: SUSTAINABLE SOIL MANAG		

Analyte	Result	Units	Method Code	Analyte Testing Period
Aluminium % of Cations	<1	%	04-026-ICP8	24/08/2020 to 24/08/2020
Calcium/Magnesium Ratio	3.5		04-026-ICP8	20/08/2020 to 24/08/2020
pH (1:5 Water)	6.4		04-031-PH	19/08/2020 to 20/08/2020
Electrical Conductivity (1:5 water)	0.04	dS/m	04-031-PH	19/08/2020 to 20/08/2020
Chloride	<10	mg/kg	04-063-FIA3	19/08/2020 to 21/08/2020
Copper (DTPA)	0.61	mg/kg	04-024-ICP6	21/08/2020 to 24/08/2020
Zinc (DTPA)	0.60	mg/kg	04-024-ICP6	21/08/2020 to 24/08/2020
Manganese (DTPA)	26	mg/kg	04-024-ICP6	21/08/2020 to 24/08/2020
Iron (DTPA)	60	mg/kg	04-024-ICP6	21/08/2020 to 24/08/2020
Boron (Hot CaCl ₂)	0.52	mg/kg	04-025-ICP7	21/08/2020 to 24/08/2020
Molybdenum (Hot CaCl ₂) ^	<0.010	mg/kg	04-083-ICP27	20/08/2020 to 21/08/2020
Phosphorus Environmental Risk Index ^	0.23		04-020-ICP17	21/08/2020 to 21/08/2020

Sample condition on receipt: Suitable for testing.

The results pertain only to the sample submitted.

This document shall not be reproduced except in full.

Analyses performed on soil dried at 40°C and ground to 2mm or less.

^ NATA accreditation does not cover the performance of this service.

Accredited for compliance with ISO/IEC 17025 - Testing.

This results of the tests, calibrations and/or measurements included in this document are traceable to Australian/International standards.

Nutrient Advantage Laboratory Services

Nutrient Advantage is a trademark of Incitec Pivot Limited
Incitec Pivot Limited - ABN 42 004 080 264
8 South Rd, Werribee Vic 3030
Toll-free: 1800 803 453 Fax: (61 3) 9974 0699
Enquiries: lab.feedback@incitecpivot.com.au

Disclaimer: This analysis report is prepared solely for the client listed above. To the extent permitted by law, Incitec Pivot Limited excludes all liability in connection with this report and, where liability cannot be excluded, limits its liability, at its election, to the re-supply of the analysis services or the cost of the re-supply of such services.

SOIL ANALYSIS REPORT

Report Number: 635021

Sustainable Soils Management P/L
PO Box 130
WARREN
NSW 2824



Report Authorised
Paul Kennelly
Laboratory Manager
NATA Accredited Laboratory
Number: 11958

Sample Number: 022071327	Paddock Name: MT033515	Date Received: 18-Aug-2020
Test Code: 2017-083		Date of Report: 27-Oct-2020
Purchase Order No: TPG		
Grower Name: SUSTAINABLE SOIL MANAG		

Analyte	Result	Units	Method Code	Analyte Testing Period
2 hour natural aggregate ^	0			21/08/2020 to 21/08/2020
2 hour remoulded aggregate ^	4			21/08/2020 to 21/08/2020
20 hour natural aggregate ^	1			21/08/2020 to 21/08/2020
20 hour remoulded aggregate ^	4			21/08/2020 to 21/08/2020
Available Potassium ^	250	mg/kg	04-026-ICP8	20/08/2020 to 24/08/2020
Calcium % of Cations	67	%	04-026-ICP8	24/08/2020 to 24/08/2020
Emerson Class ^	8			21/08/2020 to 21/08/2020
Grass Tetany Risk Index ^	0.14		04-026-ICP8	20/08/2020 to 24/08/2020
Magnesium % of Cations	21	%	04-026-ICP8	24/08/2020 to 24/08/2020
Organic Matter (W&B * 1.72) ^	1.3	%	04-054-WCALC	25/08/2020 to 25/08/2020
Potassium % of Cations	12	%	04-026-ICP8	24/08/2020 to 24/08/2020
Slaking ^	1			21/08/2020 to 21/08/2020
Soil Colour	Brown		04-042-PHYS	24/08/2020 to 24/08/2020
Soil Texture	Clay		04-042-PHYS	24/08/2020 to 24/08/2020
pH (1:5 CaCl2)	5.3		04-031-PH	19/08/2020 to 20/08/2020
Electrical Conductivity (Sat. Ext.) ^	0.1	dS/m	04-054-WCALC	24/08/2020 to 24/08/2020
Organic Carbon (W&B)	0.75	%	04-018-UV1	24/08/2020 to 25/08/2020
Nitrate Nitrogen	2.0	mg/kg	04-063-FIA3	19/08/2020 to 21/08/2020
Ammonium Nitrogen	0.73	mg/kg	04-063-FIA3	19/08/2020 to 21/08/2020
Sulphur (KCl40)	2.1	mg/kg	04-021-ICP2	24/08/2020 to 25/08/2020
Phosphorus (Colwell)	10	mg/kg	04-013-COL_P	19/08/2020 to 21/08/2020
Phosphorus Buffer Index (PBI-Col)	56		04-020-ICP17	21/08/2020 to 21/08/2020
Potassium (Amm-acet.)	0.65	cmol(+)/kg	04-026-ICP8	20/08/2020 to 24/08/2020
Calcium (Amm-acet.)	3.6	cmol(+)/kg	04-026-ICP8	20/08/2020 to 24/08/2020
Magnesium (Amm-acet.)	1.1	cmol(+)/kg	04-026-ICP8	20/08/2020 to 24/08/2020
Sodium (Amm-acet.)	0.052	cmol(+)/kg	04-026-ICP8	20/08/2020 to 24/08/2020
Aluminium (KCl)	<9.0	mg/kg	04-027-ICP9	20/08/2020 to 24/08/2020
Aluminium (KCl)	<0.10	cmol(+)/kg	04-027-ICP9	20/08/2020 to 24/08/2020
Cation Exchange Capacity (Amm-acet.)	5.45	cmol(+)/kg	04-026-ICP8	24/08/2020 to 24/08/2020
Sodium % of cations	0.95	%	04-026-ICP8	24/08/2020 to 24/08/2020

Nutrient Advantage Laboratory Services

Nutrient Advantage is a trademark of Incitec Pivot Limited
Incitec Pivot Limited - ABN 42 004 080 264
8 South Rd, Werribee Vic 3030
Toll-free: 1800 803 453 Fax: (61 3) 9974 0699
Enquiries: lab.feedback@incitecpivot.com.au

Disclaimer: This analysis report is prepared solely for the client listed above. To the extent permitted by law, Incitec Pivot Limited excludes all liability in connection with this report and, where liability cannot be excluded, limits its liability, at its election, to the re-supply of the analysis services or the cost of the re-supply of such services.

SOIL ANALYSIS REPORT

Report Number: 635021

Sample Number: 022071327	Paddock Name: MT033515	Date Received: 18-Aug-2020
Test Code: 2017-083		Date of Report: 27-Oct-2020
Purchase Order No: TPG		
Grower Name: SUSTAINABLE SOIL MANAG		

Analyte	Result	Units	Method Code	Analyte Testing Period
Aluminium % of Cations	<1	%	04-026-ICP8	24/08/2020 to 24/08/2020
Calcium/Magnesium Ratio	3.3		04-026-ICP8	20/08/2020 to 24/08/2020
pH (1:5 Water)	6.5		04-031-PH	19/08/2020 to 20/08/2020
Electrical Conductivity (1:5 water)	0.02	dS/m	04-031-PH	19/08/2020 to 20/08/2020
Chloride	<10	mg/kg	04-063-FIA3	19/08/2020 to 21/08/2020
Copper (DTPA)	0.61	mg/kg	04-024-ICP6	21/08/2020 to 24/08/2020
Zinc (DTPA)	0.23	mg/kg	04-024-ICP6	21/08/2020 to 24/08/2020
Manganese (DTPA)	29	mg/kg	04-024-ICP6	21/08/2020 to 24/08/2020
Iron (DTPA)	41	mg/kg	04-024-ICP6	21/08/2020 to 24/08/2020
Boron (Hot CaCl ₂)	0.46	mg/kg	04-025-ICP7	21/08/2020 to 24/08/2020
Molybdenum (Hot CaCl ₂) ^	<0.010	mg/kg	04-083-ICP27	20/08/2020 to 21/08/2020
Phosphorus Environmental Risk Index ^	0.18		04-020-ICP17	21/08/2020 to 21/08/2020

Sample condition on receipt: Suitable for testing.

The results pertain only to the sample submitted.

This document shall not be reproduced except in full.

Analyses performed on soil dried at 40°C and ground to 2mm or less.

^ NATA accreditation does not cover the performance of this service.

Accredited for compliance with ISO/IEC 17025 - Testing.

This results of the tests, calibrations and/or measurements included in this document are traceable to Australian/International standards.

Nutrient Advantage Laboratory Services

Nutrient Advantage is a trademark of Incitec Pivot Limited
Incitec Pivot Limited - ABN 42 004 080 264
8 South Rd, Werribee Vic 3030
Toll-free: 1800 803 453 Fax: (61 3) 9974 0699
Enquiries: lab.feedback@incitecpivot.com.au

Disclaimer: This analysis report is prepared solely for the client listed above. To the extent permitted by law, Incitec Pivot Limited excludes all liability in connection with this report and, where liability cannot be excluded, limits its liability, at its election, to the re-supply of the analysis services or the cost of the re-supply of such services.

SOIL ANALYSIS REPORT

Report Number: 635022

Sustainable Soils Management P/L
PO Box 130
WARREN
NSW 2824



Report Authorised
Paul Kennelly
Laboratory Manager
NATA Accredited Laboratory
Number: 11958

Sample Number: 022071326	Paddock Name: MT0331530	Date Received: 18-Aug-2020
Test Code: 2017-065		Date of Report: 27-Oct-2020
Purchase Order No: TPG		
Grower Name: SUSTAINABLE SOIL MANAG		

Analyte	Result	Units	Method Code	Analyte Testing Period
2 hour natural aggregate ^	0			21/08/2020 to 21/08/2020
2 hour remoulded aggregate ^	4			21/08/2020 to 21/08/2020
20 hour natural aggregate ^	1			21/08/2020 to 21/08/2020
20 hour remoulded aggregate ^	4			21/08/2020 to 21/08/2020
Available Potassium ^	110	mg/kg	04-026-ICP8	20/08/2020 to 24/08/2020
Calcium % of Cations	56	%	04-026-ICP8	24/08/2020 to 24/08/2020
Emerson Class ^	3			21/08/2020 to 21/08/2020
Grass Tetany Risk Index ^	0.071		04-026-ICP8	20/08/2020 to 24/08/2020
Magnesium % of Cations	33	%	04-026-ICP8	24/08/2020 to 24/08/2020
Potassium % of Cations	6.5	%	04-026-ICP8	24/08/2020 to 24/08/2020
Slaking ^	0			21/08/2020 to 21/08/2020
pH (1:5 CaCl2)	5.6		04-031-PH	19/08/2020 to 20/08/2020
Nitrate Nitrogen	1.5	mg/kg	04-063-FIA3	19/08/2020 to 21/08/2020
Ammonium Nitrogen	<0.60	mg/kg	04-063-FIA3	19/08/2020 to 21/08/2020
Potassium (Amm-acet.)	0.27	cmol(+)/kg	04-026-ICP8	20/08/2020 to 24/08/2020
Calcium (Amm-acet.)	2.4	cmol(+)/kg	04-026-ICP8	20/08/2020 to 24/08/2020
Magnesium (Amm-acet.)	1.4	cmol(+)/kg	04-026-ICP8	20/08/2020 to 24/08/2020
Sodium (Amm-acet.)	0.19	cmol(+)/kg	04-026-ICP8	20/08/2020 to 24/08/2020
Aluminium (KCl)	<9.0	mg/kg	04-027-ICP9	20/08/2020 to 24/08/2020
Aluminium (KCl)	<0.10	cmol(+)/kg	04-027-ICP9	20/08/2020 to 24/08/2020
Cation Exchange Capacity (Amm-acet.)	4.18	cmol(+)/kg	04-026-ICP8	24/08/2020 to 24/08/2020
Sodium % of cations	4.4	%	04-026-ICP8	24/08/2020 to 24/08/2020
Aluminium % of Cations	<1	%	04-026-ICP8	24/08/2020 to 24/08/2020
Calcium/Magnesium Ratio	1.7		04-026-ICP8	20/08/2020 to 24/08/2020
pH (1:5 Water)	7.1		04-031-PH	19/08/2020 to 20/08/2020
Electrical Conductivity (1:5 water)	0.02	dS/m	04-031-PH	19/08/2020 to 20/08/2020
Chloride	<10	mg/kg	04-063-FIA3	19/08/2020 to 21/08/2020

Nutrient Advantage Laboratory Services

Nutrient Advantage is a trademark of Incitec Pivot Limited
Incitec Pivot Limited - ABN 42 004 080 264
8 South Rd, Werribee Vic 3030
Toll-free: 1800 803 453 Fax: (61 3) 9974 0699
Enquiries: lab.feedback@incitecpivot.com.au

Disclaimer: This analysis report is prepared solely for the client listed above. To the extent permitted by law, Incitec Pivot Limited excludes all liability in connection with this report and, where liability cannot be excluded, limits its liability, at its election, to the re-supply of the analysis services or the cost of the re-supply of such services.

Report Number: 635022

Sample condition on receipt: Suitable for testing.

The results pertain only to the sample submitted.

This document shall not be reproduced except in full.

Analyses performed on soil dried at 40°C and ground to 2mm or less.

^ NATA accreditation does not cover the performance of this service.

Accredited for compliance with ISO/IEC 17025 - Testing.

This results of the tests, calibrations and/or measurements included in this document are traceable to Australian/International standards.

Nutrient Advantage Laboratory Services

Nutrient Advantage is a trademark of Incitec Pivot Limited

Incitec Pivot Limited - ABN 42 004 080 264

8 South Rd, Werribee Vic 3030

Toll-free: 1800 803 453 Fax: (61 3) 9974 0699

Enquiries: lab.feedback@incitecpivot.com.au

Disclaimer: This analysis report is prepared solely for the client listed above. To the extent permitted by law, Incitec Pivot Limited excludes all liability in connection with this report and, where liability cannot be excluded, limits its liability, at its election, to the re-supply of the analysis services or the cost of the re-supply of such services.

SOIL ANALYSIS REPORT

Report Number: 635023

Sustainable Soils Management P/L
PO Box 130
WARREN
NSW 2824



Report Authorised
Paul Kennelly
Laboratory Manager
NATA Accredited Laboratory
Number: 11958

Sample Number: 022071325	Paddock Name: MT0333060	Date Received: 18-Aug-2020
Test Code: 2017-065		Date of Report: 27-Oct-2020
Purchase Order No: TPG		
Grower Name: SUSTAINABLE SOIL MANAG		

Analyte	Result	Units	Method Code	Analyte Testing Period
2 hour natural aggregate ^	4			21/08/2020 to 21/08/2020
2 hour remoulded aggregate ^	4			21/08/2020 to 21/08/2020
20 hour natural aggregate ^	4			21/08/2020 to 21/08/2020
20 hour remoulded aggregate ^	4			21/08/2020 to 21/08/2020
Available Potassium ^	180	mg/kg	04-026-ICP8	20/08/2020 to 24/08/2020
Calcium % of Cations	39	%	04-026-ICP8	24/08/2020 to 24/08/2020
Emerson Class ^	1			21/08/2020 to 21/08/2020
Grass Tetany Risk Index ^	0.058		04-026-ICP8	20/08/2020 to 24/08/2020
Magnesium % of Cations	46	%	04-026-ICP8	24/08/2020 to 24/08/2020
Potassium % of Cations	4.9	%	04-026-ICP8	24/08/2020 to 24/08/2020
Slaking ^	0			21/08/2020 to 21/08/2020
pH (1:5 CaCl2)	6.0		04-031-PH	19/08/2020 to 20/08/2020
Nitrate Nitrogen	2.2	mg/kg	04-063-FIA3	19/08/2020 to 21/08/2020
Ammonium Nitrogen	0.76	mg/kg	04-063-FIA3	19/08/2020 to 21/08/2020
Potassium (Amm-acet.)	0.46	cmol(+)/kg	04-026-ICP8	20/08/2020 to 24/08/2020
Calcium (Amm-acet.)	3.7	cmol(+)/kg	04-026-ICP8	20/08/2020 to 24/08/2020
Magnesium (Amm-acet.)	4.3	cmol(+)/kg	04-026-ICP8	20/08/2020 to 24/08/2020
Sodium (Amm-acet.)	0.89	cmol(+)/kg	04-026-ICP8	20/08/2020 to 24/08/2020
Aluminium (KCl)	<9.0	mg/kg	04-027-ICP9	20/08/2020 to 24/08/2020
Aluminium (KCl)	<0.10	cmol(+)/kg	04-027-ICP9	20/08/2020 to 24/08/2020
Cation Exchange Capacity (Amm-acet.)	9.28	cmol(+)/kg	04-026-ICP8	24/08/2020 to 24/08/2020
Sodium % of cations	9.6	%	04-026-ICP8	24/08/2020 to 24/08/2020
Aluminium % of Cations	<1	%	04-026-ICP8	24/08/2020 to 24/08/2020
Calcium/Magnesium Ratio	0.86		04-026-ICP8	20/08/2020 to 24/08/2020
pH (1:5 Water)	7.4		04-031-PH	19/08/2020 to 20/08/2020
Electrical Conductivity (1:5 water)	0.06	dS/m	04-031-PH	19/08/2020 to 20/08/2020
Chloride	10	mg/kg	04-063-FIA3	19/08/2020 to 21/08/2020

Nutrient Advantage Laboratory Services

Nutrient Advantage is a trademark of Incitec Pivot Limited
Incitec Pivot Limited - ABN 42 004 080 264
8 South Rd, Werribee Vic 3030
Toll-free: 1800 803 453 Fax: (61 3) 9974 0699
Enquiries: lab.feedback@incitecpivot.com.au

Disclaimer: This analysis report is prepared solely for the client listed above. To the extent permitted by law, Incitec Pivot Limited excludes all liability in connection with this report and, where liability cannot be excluded, limits its liability, at its election, to the re-supply of the analysis services or the cost of the re-supply of such services.

Report Number: 635023

Sample condition on receipt: Suitable for testing.

The results pertain only to the sample submitted.

This document shall not be reproduced except in full.

Analyses performed on soil dried at 40°C and ground to 2mm or less.

^ NATA accreditation does not cover the performance of this service.

Accredited for compliance with ISO/IEC 17025 - Testing.

This results of the tests, calibrations and/or measurements included in this document are traceable to Australian/International standards.

Nutrient Advantage Laboratory Services

Nutrient Advantage is a trademark of Incitec Pivot Limited

Incitec Pivot Limited - ABN 42 004 080 264

8 South Rd, Werribee Vic 3030

Toll-free: 1800 803 453 Fax: (61 3) 9974 0699

Enquiries: lab.feedback@incitecpivot.com.au

Disclaimer: This analysis report is prepared solely for the client listed above. To the extent permitted by law, Incitec Pivot Limited excludes all liability in connection with this report and, where liability cannot be excluded, limits its liability, at its election, to the re-supply of the analysis services or the cost of the re-supply of such services.

SOIL ANALYSIS REPORT

Report Number: 635024

Sustainable Soils Management P/L
PO Box 130
WARREN
NSW 2824



Report Authorised
Paul Kennelly
Laboratory Manager
NATA Accredited Laboratory
Number: 11958

Sample Number: 022071324	Paddock Name: MT03360100	Date Received: 18-Aug-2020
Test Code: 2017-065		Date of Report: 27-Oct-2020
Purchase Order No: TPG		
Grower Name: SUSTAINABLE SOIL MANAG		

Analyte	Result	Units	Method Code	Analyte Testing Period
2 hour natural aggregate ^	1			21/08/2020 to 21/08/2020
2 hour remoulded aggregate ^	4			21/08/2020 to 21/08/2020
20 hour natural aggregate ^	2			21/08/2020 to 21/08/2020
20 hour remoulded aggregate ^	4			21/08/2020 to 21/08/2020
Available Potassium ^	260	mg/kg	04-026-ICP8	20/08/2020 to 24/08/2020
Calcium % of Cations	30	%	04-026-ICP8	24/08/2020 to 24/08/2020
Emerson Class ^	2			21/08/2020 to 21/08/2020
Grass Tetany Risk Index ^	0.063		04-026-ICP8	20/08/2020 to 24/08/2020
Magnesium % of Cations	52	%	04-026-ICP8	24/08/2020 to 24/08/2020
Potassium % of Cations	5.1	%	04-026-ICP8	24/08/2020 to 24/08/2020
Slaking ^	0			21/08/2020 to 21/08/2020
pH (1:5 CaCl2)	5.9		04-031-PH	19/08/2020 to 20/08/2020
Nitrate Nitrogen	2.7	mg/kg	04-063-FIA3	19/08/2020 to 21/08/2020
Ammonium Nitrogen	<0.60	mg/kg	04-063-FIA3	19/08/2020 to 21/08/2020
Potassium (Amm-acet.)	0.66	cmol(+)/kg	04-026-ICP8	20/08/2020 to 24/08/2020
Calcium (Amm-acet.)	3.8	cmol(+)/kg	04-026-ICP8	20/08/2020 to 24/08/2020
Magnesium (Amm-acet.)	6.6	cmol(+)/kg	04-026-ICP8	20/08/2020 to 24/08/2020
Sodium (Amm-acet.)	1.7	cmol(+)/kg	04-026-ICP8	20/08/2020 to 24/08/2020
Aluminium (KCl)	<9.0	mg/kg	04-027-ICP9	20/08/2020 to 21/08/2020
Aluminium (KCl)	<0.10	cmol(+)/kg	04-027-ICP9	20/08/2020 to 21/08/2020
Cation Exchange Capacity (Amm-acet.)	12.8	cmol(+)/kg	04-026-ICP8	24/08/2020 to 24/08/2020
Sodium % of cations	13	%	04-026-ICP8	24/08/2020 to 24/08/2020
Aluminium % of Cations	<1	%	04-026-ICP8	24/08/2020 to 24/08/2020
Calcium/Magnesium Ratio	0.58		04-026-ICP8	20/08/2020 to 24/08/2020
pH (1:5 Water)	6.9		04-031-PH	19/08/2020 to 20/08/2020
Electrical Conductivity (1:5 water)	0.15	dS/m	04-031-PH	19/08/2020 to 20/08/2020
Chloride	35	mg/kg	04-063-FIA3	19/08/2020 to 21/08/2020

Nutrient Advantage Laboratory Services

Nutrient Advantage is a trademark of Incitec Pivot Limited
Incitec Pivot Limited - ABN 42 004 080 264
8 South Rd, Werribee Vic 3030
Toll-free: 1800 803 453 Fax: (61 3) 9974 0699
Enquiries: lab.feedback@incitecpivot.com.au

Disclaimer: This analysis report is prepared solely for the client listed above. To the extent permitted by law, Incitec Pivot Limited excludes all liability in connection with this report and, where liability cannot be excluded, limits its liability, at its election, to the re-supply of the analysis services or the cost of the re-supply of such services.

Report Number: 635024

Sample condition on receipt: Suitable for testing.

The results pertain only to the sample submitted.

This document shall not be reproduced except in full.

Analyses performed on soil dried at 40°C and ground to 2mm or less.

^ NATA accreditation does not cover the performance of this service.

Accredited for compliance with ISO/IEC 17025 - Testing.

This results of the tests, calibrations and/or measurements included in this document are traceable to Australian/International standards.

Nutrient Advantage Laboratory Services

Nutrient Advantage is a trademark of Incitec Pivot Limited

Incitec Pivot Limited - ABN 42 004 080 264

8 South Rd, Werribee Vic 3030

Toll-free: 1800 803 453 Fax: (61 3) 9974 0699

Enquiries: lab.feedback@incitecpivot.com.au

Disclaimer: This analysis report is prepared solely for the client listed above. To the extent permitted by law, Incitec Pivot Limited excludes all liability in connection with this report and, where liability cannot be excluded, limits its liability, at its election, to the re-supply of the analysis services or the cost of the re-supply of such services.

SOIL ANALYSIS REPORT

Report Number: 635025

This report supersedes Report Number 633998

Sustainable Soils Management P/L
PO Box 130
WARREN
NSW 2824



Report Authorised
Paul Kennelly
Laboratory Manager
NATA Accredited Laboratory
Number: 11958

Sample Number: 022071323	Paddock Name: MT03405	Date Received: 18-Aug-2020
Test Code: 2017-083		Date of Report: 27-Oct-2020
Purchase Order No: TPG		
Grower Name: SUSTAINABLE SOIL MANAG		

Analyte	Result	Units	Method Code	Analyte Testing Period
2 hour natural aggregate ^	0			21/08/2020 to 21/08/2020
2 hour remoulded aggregate ^	3			21/08/2020 to 21/08/2020
20 hour natural aggregate ^	0			21/08/2020 to 21/08/2020
20 hour remoulded aggregate ^	3			21/08/2020 to 21/08/2020
Available Potassium ^	380	mg/kg	04-026-ICP8	20/08/2020 to 24/08/2020
Calcium % of Cations	56	%	04-026-ICP8	24/08/2020 to 24/08/2020
Emerson Class ^	7			21/08/2020 to 21/08/2020
Grass Tetany Risk Index ^	0.18		04-026-ICP8	20/08/2020 to 24/08/2020
Magnesium % of Cations	27	%	04-026-ICP8	24/08/2020 to 24/08/2020
Organic Matter (W&B * 1.72) ^	2.0	%	04-054-WCALC	25/08/2020 to 25/08/2020
Potassium % of Cations	15	%	04-026-ICP8	24/08/2020 to 24/08/2020
Slaking ^	2			21/08/2020 to 21/08/2020
Soil Colour	Brown		04-042-PHYS	24/08/2020 to 24/08/2020
Soil Texture	Clay		04-042-PHYS	24/08/2020 to 24/08/2020
pH (1:5 CaCl2)	5.6		04-031-PH	19/08/2020 to 20/08/2020
Electrical Conductivity (Sat. Ext.) ^	0.3	dS/m	04-054-WCALC	24/08/2020 to 24/08/2020
Organic Carbon (W&B)	1.15	%	04-018-UV1	24/08/2020 to 25/08/2020
Nitrate Nitrogen	7.6	mg/kg	04-063-FIA3	19/08/2020 to 21/08/2020
Ammonium Nitrogen	4.5	mg/kg	04-063-FIA3	19/08/2020 to 21/08/2020
Sulphur (KCl40)	2.9	mg/kg	04-021-ICP2	24/08/2020 to 25/08/2020
Phosphorus (Colwell)	14	mg/kg	04-013-COL_P	19/08/2020 to 21/08/2020
Phosphorus Buffer Index (PBI-Col)	42		04-020-ICP17	21/08/2020 to 21/08/2020
Potassium (Amm-acet.)	0.98	cmol(+)/kg	04-026-ICP8	20/08/2020 to 24/08/2020
Calcium (Amm-acet.)	3.8	cmol(+)/kg	04-026-ICP8	20/08/2020 to 24/08/2020
Magnesium (Amm-acet.)	1.8	cmol(+)/kg	04-026-ICP8	20/08/2020 to 24/08/2020
Sodium (Amm-acet.)	0.11	cmol(+)/kg	04-026-ICP8	20/08/2020 to 24/08/2020
Aluminium (KCl)	<9.0	mg/kg	04-027-ICP9	20/08/2020 to 21/08/2020
Aluminium (KCl)	<0.10	cmol(+)/kg	04-027-ICP9	20/08/2020 to 21/08/2020
Cation Exchange Capacity (Amm-acet.)	6.68	cmol(+)/kg	04-026-ICP8	24/08/2020 to 24/08/2020
Sodium % of cations	1.7	%	04-026-ICP8	24/08/2020 to 24/08/2020

Nutrient Advantage Laboratory Services

Nutrient Advantage is a trademark of Incitec Pivot Limited
Incitec Pivot Limited - ABN 42 004 080 264
8 South Rd, Werribee Vic 3030
Toll-free: 1800 803 453 Fax: (61 3) 9974 0699
Enquiries: lab.feedback@incitecpivot.com.au

Disclaimer: This analysis report is prepared solely for the client listed above. To the extent permitted by law, Incitec Pivot Limited excludes all liability in connection with this report and, where liability cannot be excluded, limits its liability, at its election, to the re-supply of the analysis services or the cost of the re-supply of such services.

SOIL ANALYSIS REPORT

Report Number: 635025

Sample Number: 022071323	Paddock Name: MT03405	Date Received: 18-Aug-2020
Test Code: 2017-083		Date of Report: 27-Oct-2020
Purchase Order No: TPG		
Grower Name: SUSTAINABLE SOIL MANAG		

Analyte	Result	Units	Method Code	Analyte Testing Period
Aluminium % of Cations	<1	%	04-026-ICP8	24/08/2020 to 24/08/2020
Calcium/Magnesium Ratio	2.1		04-026-ICP8	20/08/2020 to 24/08/2020
pH (1:5 Water)	6.6		04-031-PH	19/08/2020 to 20/08/2020
Electrical Conductivity (1:5 water)	0.05	dS/m	04-031-PH	19/08/2020 to 20/08/2020
Chloride	11	mg/kg	04-063-FIA3	19/08/2020 to 21/08/2020
Copper (DTPA)	0.78	mg/kg	04-024-ICP6	21/08/2020 to 24/08/2020
Zinc (DTPA)	0.41	mg/kg	04-024-ICP6	21/08/2020 to 24/08/2020
Manganese (DTPA)	27	mg/kg	04-024-ICP6	21/08/2020 to 24/08/2020
Iron (DTPA)	36	mg/kg	04-024-ICP6	21/08/2020 to 24/08/2020
Boron (Hot CaCl ₂)	0.55	mg/kg	04-025-ICP7	21/08/2020 to 24/08/2020
Molybdenum (Hot CaCl ₂) ^	<0.010	mg/kg	04-083-ICP27	20/08/2020 to 21/08/2020
Phosphorus Environmental Risk Index ^	0.33		04-020-ICP17	21/08/2020 to 21/08/2020

Sample condition on receipt: Suitable for testing.

The results pertain only to the sample submitted.

This document shall not be reproduced except in full.

Analyses performed on soil dried at 40°C and ground to 2mm or less.

^ NATA accreditation does not cover the performance of this service.

Accredited for compliance with ISO/IEC 17025 - Testing.

This results of the tests, calibrations and/or measurements included in this document are traceable to Australian/International standards.

Nutrient Advantage Laboratory Services

Nutrient Advantage is a trademark of Incitec Pivot Limited
Incitec Pivot Limited - ABN 42 004 080 264
8 South Rd, Werribee Vic 3030
Toll-free: 1800 803 453 Fax: (61 3) 9974 0699
Enquiries: lab.feedback@incitecpivot.com.au

Disclaimer: This analysis report is prepared solely for the client listed above. To the extent permitted by law, Incitec Pivot Limited excludes all liability in connection with this report and, where liability cannot be excluded, limits its liability, at its election, to the re-supply of the analysis services or the cost of the re-supply of such services.

SOIL ANALYSIS REPORT

Report Number: 635026

Sustainable Soils Management P/L
PO Box 130
WARREN
NSW 2824



Report Authorised
Paul Kennelly
Laboratory Manager
NATA Accredited Laboratory
Number: 11958

Sample Number: 022071322	Paddock Name: MT034515	Date Received: 18-Aug-2020
Test Code: 2017-083		Date of Report: 27-Oct-2020
Purchase Order No: TPG		
Grower Name: SUSTAINABLE SOIL MANAG		

Analyte	Result	Units	Method Code	Analyte Testing Period
2 hour natural aggregate ^	2			21/08/2020 to 21/08/2020
2 hour remoulded aggregate ^	4			21/08/2020 to 21/08/2020
20 hour natural aggregate ^	3			21/08/2020 to 21/08/2020
20 hour remoulded aggregate ^	4			21/08/2020 to 21/08/2020
Available Potassium ^	340	mg/kg	04-026-ICP8	20/08/2020 to 24/08/2020
Calcium % of Cations	40	%	04-026-ICP8	24/08/2020 to 24/08/2020
Emerson Class ^	2			21/08/2020 to 21/08/2020
Grass Tetany Risk Index ^	0.067		04-026-ICP8	20/08/2020 to 24/08/2020
Magnesium % of Cations	45	%	04-026-ICP8	24/08/2020 to 24/08/2020
Organic Matter (W&B * 1.72) ^	1.2	%	04-054-WCALC	25/08/2020 to 25/08/2020
Potassium % of Cations	5.7	%	04-026-ICP8	24/08/2020 to 24/08/2020
Slaking ^	0			21/08/2020 to 21/08/2020
Soil Colour	Brown		04-042-PHYS	24/08/2020 to 24/08/2020
Soil Texture	Clay		04-042-PHYS	24/08/2020 to 24/08/2020
pH (1:5 CaCl2)	6.4		04-031-PH	19/08/2020 to 20/08/2020
Electrical Conductivity (Sat. Ext.) ^	0.4	dS/m	04-054-WCALC	24/08/2020 to 24/08/2020
Organic Carbon (W&B)	0.71	%	04-018-UV1	24/08/2020 to 25/08/2020
Nitrate Nitrogen	2.9	mg/kg	04-063-FIA3	19/08/2020 to 21/08/2020
Ammonium Nitrogen	1.0	mg/kg	04-063-FIA3	19/08/2020 to 21/08/2020
Sulphur (KCl40)	2.3	mg/kg	04-021-ICP2	24/08/2020 to 25/08/2020
Phosphorus (Colwell)	7.6	mg/kg	04-013-COL_P	19/08/2020 to 21/08/2020
Phosphorus Buffer Index (PBI-Col)	77		04-020-ICP17	21/08/2020 to 21/08/2020
Potassium (Amm-acet.)	0.87	cmol(+)/kg	04-026-ICP8	20/08/2020 to 24/08/2020
Calcium (Amm-acet.)	6.1	cmol(+)/kg	04-026-ICP8	20/08/2020 to 24/08/2020
Magnesium (Amm-acet.)	6.8	cmol(+)/kg	04-026-ICP8	20/08/2020 to 24/08/2020
Sodium (Amm-acet.)	1.4	cmol(+)/kg	04-026-ICP8	20/08/2020 to 24/08/2020
Aluminium (KCl)	<9.0	mg/kg	04-027-ICP9	20/08/2020 to 21/08/2020
Aluminium (KCl)	<0.10	cmol(+)/kg	04-027-ICP9	20/08/2020 to 21/08/2020
Cation Exchange Capacity (Amm-acet.)	15.2	cmol(+)/kg	04-026-ICP8	24/08/2020 to 24/08/2020
Sodium % of cations	9.5	%	04-026-ICP8	24/08/2020 to 24/08/2020

Nutrient Advantage Laboratory Services

Nutrient Advantage is a trademark of Incitec Pivot Limited
Incitec Pivot Limited - ABN 42 004 080 264
8 South Rd, Werribee Vic 3030
Toll-free: 1800 803 453 Fax: (61 3) 9974 0699
Enquiries: lab.feedback@incitecpivot.com.au

Disclaimer: This analysis report is prepared solely for the client listed above. To the extent permitted by law, Incitec Pivot Limited excludes all liability in connection with this report and, where liability cannot be excluded, limits its liability, at its election, to the re-supply of the analysis services or the cost of the re-supply of such services.

SOIL ANALYSIS REPORT

Report Number: 635026

Sample Number: 022071322	Paddock Name: MT034515	Date Received: 18-Aug-2020
Test Code: 2017-083		Date of Report: 27-Oct-2020
Purchase Order No: TPG		
Grower Name: SUSTAINABLE SOIL MANAG		

Analyte	Result	Units	Method Code	Analyte Testing Period
Aluminium % of Cations	<1	%	04-026-ICP8	24/08/2020 to 24/08/2020
Calcium/Magnesium Ratio	0.90		04-026-ICP8	20/08/2020 to 24/08/2020
pH (1:5 Water)	7.8		04-031-PH	19/08/2020 to 20/08/2020
Electrical Conductivity (1:5 water)	0.07	dS/m	04-031-PH	19/08/2020 to 20/08/2020
Chloride	28	mg/kg	04-063-FIA3	19/08/2020 to 21/08/2020
Copper (DTPA)	1.0	mg/kg	04-024-ICP6	21/08/2020 to 24/08/2020
Zinc (DTPA)	0.056	mg/kg	04-024-ICP6	21/08/2020 to 24/08/2020
Manganese (DTPA)	22	mg/kg	04-024-ICP6	21/08/2020 to 24/08/2020
Iron (DTPA)	16	mg/kg	04-024-ICP6	21/08/2020 to 24/08/2020
Boron (Hot CaCl ₂)	1.4	mg/kg	04-025-ICP7	21/08/2020 to 24/08/2020
Molybdenum (Hot CaCl ₂) ^	<0.010	mg/kg	04-083-ICP27	20/08/2020 to 21/08/2020
Phosphorus Environmental Risk Index ^	0.10		04-020-ICP17	21/08/2020 to 21/08/2020

Sample condition on receipt: Suitable for testing.

The results pertain only to the sample submitted.

This document shall not be reproduced except in full.

Analyses performed on soil dried at 40°C and ground to 2mm or less.

^ NATA accreditation does not cover the performance of this service.

Accredited for compliance with ISO/IEC 17025 - Testing.

This results of the tests, calibrations and/or measurements included in this document are traceable to Australian/International standards.

Nutrient Advantage Laboratory Services

Nutrient Advantage is a trademark of Incitec Pivot Limited
Incitec Pivot Limited - ABN 42 004 080 264
8 South Rd, Werribee Vic 3030
Toll-free: 1800 803 453 Fax: (61 3) 9974 0699
Enquiries: lab.feedback@incitecpivot.com.au

Disclaimer: This analysis report is prepared solely for the client listed above. To the extent permitted by law, Incitec Pivot Limited excludes all liability in connection with this report and, where liability cannot be excluded, limits its liability, at its election, to the re-supply of the analysis services or the cost of the re-supply of such services.

SOIL ANALYSIS REPORT

Report Number: 635027

Sustainable Soils Management P/L
PO Box 130
WARREN
NSW 2824



Report Authorised
Paul Kennelly
Laboratory Manager
NATA Accredited Laboratory
Number: 11958

Sample Number: 022071321	Paddock Name: MT0341530	Date Received: 18-Aug-2020
Test Code: 2017-065		Date of Report: 27-Oct-2020
Purchase Order No: TPG		
Grower Name: SUSTAINABLE SOIL MANAG		

Analyte	Result	Units	Method Code	Analyte Testing Period
2 hour natural aggregate ^	2			21/08/2020 to 21/08/2020
2 hour remoulded aggregate ^	3			21/08/2020 to 21/08/2020
20 hour natural aggregate ^	2			21/08/2020 to 21/08/2020
20 hour remoulded aggregate ^	3			21/08/2020 to 21/08/2020
Available Potassium ^	250	mg/kg	04-026-ICP8	20/08/2020 to 24/08/2020
Calcium % of Cations	48	%	04-026-ICP8	24/08/2020 to 24/08/2020
Emerson Class ^	8			21/08/2020 to 21/08/2020
Grass Tetany Risk Index ^	0.023		04-026-ICP8	20/08/2020 to 24/08/2020
Magnesium % of Cations	37	%	04-026-ICP8	24/08/2020 to 24/08/2020
Potassium % of Cations	1.9	%	04-026-ICP8	24/08/2020 to 24/08/2020
Slaking ^	1			21/08/2020 to 21/08/2020
pH (1:5 CaCl2)	8.3		04-031-PH	19/08/2020 to 20/08/2020
Nitrate Nitrogen	5.7	mg/kg	04-063-FIA3	19/08/2020 to 21/08/2020
Ammonium Nitrogen	1.1	mg/kg	04-063-FIA3	19/08/2020 to 21/08/2020
Potassium (Amm-acet.)	0.63	cmol(+)/kg	04-026-ICP8	20/08/2020 to 24/08/2020
Calcium (Amm-acet.)	16	cmol(+)/kg	04-026-ICP8	20/08/2020 to 24/08/2020
Magnesium (Amm-acet.)	12	cmol(+)/kg	04-026-ICP8	20/08/2020 to 24/08/2020
Sodium (Amm-acet.)	4.2	cmol(+)/kg	04-026-ICP8	20/08/2020 to 24/08/2020
Aluminium (KCl)	<9.0	mg/kg	04-027-ICP9	20/08/2020 to 21/08/2020
Aluminium (KCl)	<0.10	cmol(+)/kg	04-027-ICP9	20/08/2020 to 21/08/2020
Cation Exchange Capacity (Amm-acet.)	32.5	cmol(+)/kg	04-026-ICP8	24/08/2020 to 24/08/2020
Sodium % of cations	13	%	04-026-ICP8	24/08/2020 to 24/08/2020
Aluminium % of Cations	<1	%	04-026-ICP8	24/08/2020 to 24/08/2020
Calcium/Magnesium Ratio	1.3		04-026-ICP8	20/08/2020 to 24/08/2020
pH (1:5 Water)	9.1		04-031-PH	19/08/2020 to 20/08/2020
Electrical Conductivity (1:5 water)	0.47	dS/m	04-031-PH	19/08/2020 to 20/08/2020
Chloride	280	mg/kg	04-063-FIA3	19/08/2020 to 21/08/2020

Nutrient Advantage Laboratory Services

Nutrient Advantage is a trademark of Incitec Pivot Limited
Incitec Pivot Limited - ABN 42 004 080 264
8 South Rd, Werribee Vic 3030
Toll-free: 1800 803 453 Fax: (61 3) 9974 0699
Enquiries: lab.feedback@incitecpivot.com.au

Disclaimer: This analysis report is prepared solely for the client listed above. To the extent permitted by law, Incitec Pivot Limited excludes all liability in connection with this report and, where liability cannot be excluded, limits its liability, at its election, to the re-supply of the analysis services or the cost of the re-supply of such services.

Report Number: 635027

Sample condition on receipt: Suitable for testing.

The results pertain only to the sample submitted.

This document shall not be reproduced except in full.

Analyses performed on soil dried at 40°C and ground to 2mm or less.

^ NATA accreditation does not cover the performance of this service.

Accredited for compliance with ISO/IEC 17025 - Testing.

This results of the tests, calibrations and/or measurements included in this document are traceable to Australian/International standards.

Nutrient Advantage Laboratory Services

Nutrient Advantage is a trademark of Incitec Pivot Limited

Incitec Pivot Limited - ABN 42 004 080 264

8 South Rd, Werribee Vic 3030

Toll-free: 1800 803 453 Fax: (61 3) 9974 0699

Enquiries: lab.feedback@incitecpivot.com.au

Disclaimer: This analysis report is prepared solely for the client listed above. To the extent permitted by law, Incitec Pivot Limited excludes all liability in connection with this report and, where liability cannot be excluded, limits its liability, at its election, to the re-supply of the analysis services or the cost of the re-supply of such services.

SOIL ANALYSIS REPORT

Report Number: 635028

Sustainable Soils Management P/L
PO Box 130
WARREN
NSW 2824



Report Authorised
Paul Kennelly
Laboratory Manager
NATA Accredited Laboratory
Number: 11958

Sample Number: 022071320	Paddock Name: MT0343060	Date Received: 18-Aug-2020
Test Code: 2017-065		Date of Report: 27-Oct-2020
Purchase Order No: TPG		
Grower Name: SUSTAINABLE SOIL MANAG		

Analyte	Result	Units	Method Code	Analyte Testing Period
2 hour natural aggregate ^	0			21/08/2020 to 21/08/2020
2 hour remoulded aggregate ^	0			21/08/2020 to 21/08/2020
20 hour natural aggregate ^	0			21/08/2020 to 21/08/2020
20 hour remoulded aggregate ^	0			21/08/2020 to 21/08/2020
Available Potassium ^	210	mg/kg	04-026-ICP8	20/08/2020 to 24/08/2020
Calcium % of Cations	45	%	04-026-ICP8	24/08/2020 to 24/08/2020
Emerson Class ^	6			21/08/2020 to 21/08/2020
Grass Tetany Risk Index ^	0.019		04-026-ICP8	20/08/2020 to 24/08/2020
Magnesium % of Cations	35	%	04-026-ICP8	24/08/2020 to 24/08/2020
Potassium % of Cations	1.5	%	04-026-ICP8	24/08/2020 to 24/08/2020
Slaking ^	0			21/08/2020 to 21/08/2020
pH (1:5 CaCl2)	8.5		04-031-PH	20/08/2020 to 24/08/2020
Nitrate Nitrogen	8.9	mg/kg	04-063-FIA3	19/08/2020 to 21/08/2020
Ammonium Nitrogen	0.95	mg/kg	04-063-FIA3	19/08/2020 to 21/08/2020
Potassium (Amm-acet.)	0.53	cmol(+)/kg	04-026-ICP8	20/08/2020 to 24/08/2020
Calcium (Amm-acet.)	16	cmol(+)/kg	04-026-ICP8	20/08/2020 to 24/08/2020
Magnesium (Amm-acet.)	12	cmol(+)/kg	04-026-ICP8	20/08/2020 to 24/08/2020
Sodium (Amm-acet.)	6.2	cmol(+)/kg	04-026-ICP8	20/08/2020 to 24/08/2020
Aluminium (KCl)	<9.0	mg/kg	04-027-ICP9	20/08/2020 to 21/08/2020
Aluminium (KCl)	<0.10	cmol(+)/kg	04-027-ICP9	20/08/2020 to 21/08/2020
Cation Exchange Capacity (Amm-acet.)	34.5	cmol(+)/kg	04-026-ICP8	24/08/2020 to 24/08/2020
Sodium % of cations	18	%	04-026-ICP8	24/08/2020 to 24/08/2020
Aluminium % of Cations	<1	%	04-026-ICP8	24/08/2020 to 24/08/2020
Calcium/Magnesium Ratio	1.3		04-026-ICP8	20/08/2020 to 24/08/2020
pH (1:5 Water)	9.3		04-031-PH	20/08/2020 to 24/08/2020
Electrical Conductivity (1:5 water)	0.96	dS/m	04-031-PH	20/08/2020 to 24/08/2020
Chloride	850	mg/kg	04-063-FIA3	19/08/2020 to 21/08/2020

Nutrient Advantage Laboratory Services

Nutrient Advantage is a trademark of Incitec Pivot Limited
Incitec Pivot Limited - ABN 42 004 080 264
8 South Rd, Werribee Vic 3030
Toll-free: 1800 803 453 Fax: (61 3) 9974 0699
Enquiries: lab.feedback@incitecpivot.com.au

Disclaimer: This analysis report is prepared solely for the client listed above. To the extent permitted by law, Incitec Pivot Limited excludes all liability in connection with this report and, where liability cannot be excluded, limits its liability, at its election, to the re-supply of the analysis services or the cost of the re-supply of such services.

SOIL ANALYSIS REPORT

Report Number: 635028

Sample condition on receipt: Suitable for testing.

The results pertain only to the sample submitted.

This document shall not be reproduced except in full.

Analyses performed on soil dried at 40°C and ground to 2mm or less.

^ NATA accreditation does not cover the performance of this service.

Accredited for compliance with ISO/IEC 17025 - Testing.

This results of the tests, calibrations and/or measurements included in this document are traceable to Australian/International standards.

Nutrient Advantage Laboratory Services

Nutrient Advantage is a trademark of Incitec Pivot Limited

Incitec Pivot Limited - ABN 42 004 080 264

8 South Rd, Werribee Vic 3030

Toll-free: 1800 803 453 Fax: (61 3) 9974 0699

Enquiries: lab.feedback@incitecpivot.com.au

Disclaimer: This analysis report is prepared solely for the client listed above. To the extent permitted by law, Incitec Pivot Limited excludes all liability in connection with this report and, where liability cannot be excluded, limits its liability, at its election, to the re-supply of the analysis services or the cost of the re-supply of such services.

SOIL ANALYSIS REPORT

Report Number: 635029

Sustainable Soils Management P/L
PO Box 130
WARREN
NSW 2824



Report Authorised
Paul Kennelly
Laboratory Manager
NATA Accredited Laboratory
Number: 11958

Sample Number: 022071318	Paddock Name: MT03460100	Date Received: 18-Aug-2020
Test Code: 2017-065		Date of Report: 27-Oct-2020
Purchase Order No: TPG		
Grower Name: SUSTAINABLE SOIL MANAG		

Analyte	Result	Units	Method Code	Analyte Testing Period
2 hour natural aggregate ^	0			21/08/2020 to 21/08/2020
2 hour remoulded aggregate ^	0			21/08/2020 to 21/08/2020
20 hour natural aggregate ^	0			21/08/2020 to 21/08/2020
20 hour remoulded aggregate ^	1			21/08/2020 to 21/08/2020
Available Potassium ^	210	mg/kg	04-026-ICP8	20/08/2020 to 24/08/2020
Calcium % of Cations	42	%	04-026-ICP8	24/08/2020 to 24/08/2020
Emerson Class ^	3			21/08/2020 to 21/08/2020
Grass Tetany Risk Index ^	0.020		04-026-ICP8	20/08/2020 to 24/08/2020
Magnesium % of Cations	37	%	04-026-ICP8	24/08/2020 to 24/08/2020
Potassium % of Cations	1.6	%	04-026-ICP8	24/08/2020 to 24/08/2020
Slaking ^	0			21/08/2020 to 21/08/2020
pH (1:5 CaCl2)	8.7		04-031-PH	20/08/2020 to 24/08/2020
Nitrate Nitrogen	5.2	mg/kg	04-063-FIA3	19/08/2020 to 21/08/2020
Ammonium Nitrogen	1.1	mg/kg	04-063-FIA3	19/08/2020 to 21/08/2020
Potassium (Amm-acet.)	0.55	cmol(+)/kg	04-026-ICP8	20/08/2020 to 24/08/2020
Calcium (Amm-acet.)	15	cmol(+)/kg	04-026-ICP8	20/08/2020 to 24/08/2020
Magnesium (Amm-acet.)	13	cmol(+)/kg	04-026-ICP8	20/08/2020 to 24/08/2020
Sodium (Amm-acet.)	7.0	cmol(+)/kg	04-026-ICP8	20/08/2020 to 24/08/2020
Aluminium (KCl)	<9.0	mg/kg	04-027-ICP9	20/08/2020 to 21/08/2020
Aluminium (KCl)	<0.10	cmol(+)/kg	04-027-ICP9	20/08/2020 to 21/08/2020
Cation Exchange Capacity (Amm-acet.)	35.1	cmol(+)/kg	04-026-ICP8	24/08/2020 to 24/08/2020
Sodium % of cations	20	%	04-026-ICP8	24/08/2020 to 24/08/2020
Aluminium % of Cations	<1	%	04-026-ICP8	24/08/2020 to 24/08/2020
Calcium/Magnesium Ratio	1.2		04-026-ICP8	20/08/2020 to 24/08/2020
pH (1:5 Water)	9.4		04-031-PH	20/08/2020 to 24/08/2020
Electrical Conductivity (1:5 water)	1.08	dS/m	04-031-PH	20/08/2020 to 24/08/2020
Chloride	920	mg/kg	04-063-FIA3	19/08/2020 to 21/08/2020

Nutrient Advantage Laboratory Services

Nutrient Advantage is a trademark of Incitec Pivot Limited
Incitec Pivot Limited - ABN 42 004 080 264
8 South Rd, Werribee Vic 3030
Toll-free: 1800 803 453 Fax: (61 3) 9974 0699
Enquiries: lab.feedback@incitecpivot.com.au

Disclaimer: This analysis report is prepared solely for the client listed above. To the extent permitted by law, Incitec Pivot Limited excludes all liability in connection with this report and, where liability cannot be excluded, limits its liability, at its election, to the re-supply of the analysis services or the cost of the re-supply of such services.

SOIL ANALYSIS REPORT

Report Number: 635029

Sample condition on receipt: Suitable for testing.

The results pertain only to the sample submitted.

This document shall not be reproduced except in full.

Analyses performed on soil dried at 40°C and ground to 2mm or less.

^ NATA accreditation does not cover the performance of this service.

Accredited for compliance with ISO/IEC 17025 - Testing.

This results of the tests, calibrations and/or measurements included in this document are traceable to Australian/International standards.

Nutrient Advantage Laboratory Services

Nutrient Advantage is a trademark of Incitec Pivot Limited

Incitec Pivot Limited - ABN 42 004 080 264

8 South Rd, Werribee Vic 3030

Toll-free: 1800 803 453 Fax: (61 3) 9974 0699

Enquiries: lab.feedback@incitecpivot.com.au

Disclaimer: This analysis report is prepared solely for the client listed above. To the extent permitted by law, Incitec Pivot Limited excludes all liability in connection with this report and, where liability cannot be excluded, limits its liability, at its election, to the re-supply of the analysis services or the cost of the re-supply of such services.

SOIL ANALYSIS REPORT

Report Number: 635168

Sustainable Soils Management P/L
PO Box 130
WARREN
NSW 2824



Report Authorised
Paul Kennelly
Laboratory Manager
NATA Accredited Laboratory
Number: 11958

Sample Number: 022071496	Paddock Name: MT035010	Date Received: 2-Sep-2020
Test Code: 2017-083		Date of Report: 27-Oct-2020
Purchase Order No: TPG		

Analyte	Result	Units	Method Code	Analyte Testing Period
2 hour natural aggregate ^	0			4/09/2020 to 4/09/2020
2 hour remoulded aggregate ^	1			4/09/2020 to 4/09/2020
20 hour natural aggregate ^	0			4/09/2020 to 4/09/2020
20 hour remoulded aggregate ^	1			4/09/2020 to 4/09/2020
Available Potassium ^	490	mg/kg	04-026-ICP8	7/09/2020 to 8/09/2020
Calcium % of Cations	64	%	04-026-ICP8	8/09/2020 to 8/09/2020
Emerson Class ^	8			4/09/2020 to 4/09/2020
Grass Tetany Risk Index ^	0.25		04-026-ICP8	7/09/2020 to 8/09/2020
Magnesium % of Cations	16	%	04-026-ICP8	8/09/2020 to 8/09/2020
Organic Matter (W&B * 1.72) ^	2.6	%	04-054-WCALC	9/09/2020 to 9/09/2020
Potassium % of Cations	20	%	04-026-ICP8	8/09/2020 to 8/09/2020
Slaking ^	1			4/09/2020 to 4/09/2020
Soil Colour	Red-brown		04-042-PHYS	8/09/2020 to 8/09/2020
Soil Texture	Clay Loam		04-042-PHYS	8/09/2020 to 8/09/2020
pH (1:5 CaCl2)	5.8		04-031-PH	4/09/2020 to 7/09/2020
Electrical Conductivity (Sat. Ext.) ^	0.9	dS/m	04-054-WCALC	8/09/2020 to 8/09/2020
Organic Carbon (W&B)	1.51	%	04-018-UV1	7/09/2020 to 9/09/2020
Nitrate Nitrogen	11	mg/kg	04-063-FIA3	7/09/2020 to 9/09/2020
Ammonium Nitrogen	2.5	mg/kg	04-063-FIA3	7/09/2020 to 9/09/2020
Sulphur (KCl40)	10	mg/kg	04-021-ICP2	7/09/2020 to 8/09/2020
Phosphorus (Colwell)	7.1	mg/kg	04-013-COL_P	3/09/2020 to 7/09/2020
Phosphorus Buffer Index (PBI-Col)	60		04-020-ICP17	7/09/2020 to 7/09/2020
Potassium (Amm-acet.)	1.3	cmol(+)/kg	04-026-ICP8	7/09/2020 to 8/09/2020
Calcium (Amm-acet.)	4.1	cmol(+)/kg	04-026-ICP8	7/09/2020 to 8/09/2020
Magnesium (Amm-acet.)	1.0	cmol(+)/kg	04-026-ICP8	7/09/2020 to 8/09/2020
Sodium (Amm-acet.)	0.063	cmol(+)/kg	04-026-ICP8	7/09/2020 to 8/09/2020
Aluminium (KCl)	<9.0	mg/kg	04-027-ICP9	7/09/2020 to 8/09/2020
Aluminium (KCl)	<0.10	cmol(+)/kg	04-027-ICP9	7/09/2020 to 8/09/2020
Cation Exchange Capacity (Amm-acet.)	6.41	cmol(+)/kg	04-026-ICP8	8/09/2020 to 8/09/2020
Sodium % of cations	0.98	%	04-026-ICP8	8/09/2020 to 8/09/2020

Nutrient Advantage Laboratory Services

Nutrient Advantage is a trademark of Incitec Pivot Limited
Incitec Pivot Limited - ABN 42 004 080 264
8 South Rd, Werribee Vic 3030
Toll-free: 1800 803 453 Fax: (61 3) 9974 0699
Enquiries: lab.feedback@incitecpivot.com.au

Disclaimer: This analysis report is prepared solely for the client listed above. To the extent permitted by law, Incitec Pivot Limited excludes all liability in connection with this report and, where liability cannot be excluded, limits its liability, at its election, to the re-supply of the analysis services or the cost of the re-supply of such services.

SOIL ANALYSIS REPORT

Report Number: 635168

Sample Number: 022071496	Paddock Name: MT035010	Date Received: 2-Sep-2020
Test Code: 2017-083		Date of Report: 27-Oct-2020
Purchase Order No: TPG		

Analyte	Result	Units	Method Code	Analyte Testing Period
Aluminium % of Cations	<1	%	04-026-ICP8	8/09/2020 to 8/09/2020
Calcium/Magnesium Ratio	4.1		04-026-ICP8	7/09/2020 to 8/09/2020
pH (1:5 Water)	6.4		04-031-PH	4/09/2020 to 7/09/2020
Electrical Conductivity (1:5 water)	0.11	dS/m	04-031-PH	4/09/2020 to 7/09/2020
Chloride	12	mg/kg	04-063-FIA3	7/09/2020 to 9/09/2020
Copper (DTPA)	0.62	mg/kg	04-024-ICP6	7/09/2020 to 8/09/2020
Zinc (DTPA)	0.45	mg/kg	04-024-ICP6	7/09/2020 to 8/09/2020
Manganese (DTPA)	30	mg/kg	04-024-ICP6	7/09/2020 to 8/09/2020
Iron (DTPA)	67	mg/kg	04-024-ICP6	7/09/2020 to 8/09/2020
Boron (Hot CaCl ₂)	0.69	mg/kg	04-025-ICP7	7/09/2020 to 8/09/2020
Molybdenum (Hot CaCl ₂) ^	<0.010	mg/kg	04-083-ICP27	8/09/2020 to 9/09/2020
Phosphorus Environmental Risk Index ^	0.12		04-020-ICP17	7/09/2020 to 7/09/2020

Sample condition on receipt: Suitable for testing.

The results pertain only to the sample submitted.

This document shall not be reproduced except in full.

Analyses performed on soil dried at 40°C and ground to 2mm or less.

^ NATA accreditation does not cover the performance of this service.

Accredited for compliance with ISO/IEC 17025 - Testing.

This results of the tests, calibrations and/or measurements included in this document are traceable to Australian/International standards.

Nutrient Advantage Laboratory Services

Nutrient Advantage is a trademark of Incitec Pivot Limited
Incitec Pivot Limited - ABN 42 004 080 264
8 South Rd, Werribee Vic 3030
Toll-free: 1800 803 453 Fax: (61 3) 9974 0699
Enquiries: lab.feedback@incitecpivot.com.au

Disclaimer: This analysis report is prepared solely for the client listed above. To the extent permitted by law, Incitec Pivot Limited excludes all liability in connection with this report and, where liability cannot be excluded, limits its liability, at its election, to the re-supply of the analysis services or the cost of the re-supply of such services.

SOIL ANALYSIS REPORT

Report Number: 635030

Sustainable Soils Management P/L
PO Box 130
WARREN
NSW 2824



Report Authorised
Paul Kennelly
Laboratory Manager
NATA Accredited Laboratory
Number: 11958

Sample Number: 022071316	Paddock Name: MT035515	Date Received: 18-Aug-2020
Test Code: 2017-083		Date of Report: 27-Oct-2020
Purchase Order No: TPG		
Grower Name: SUSTAINABLE SOIL MANAG		

Analyte	Result	Units	Method Code	Analyte Testing Period
2 hour natural aggregate ^	0			21/08/2020 to 21/08/2020
2 hour remoulded aggregate ^	2			21/08/2020 to 21/08/2020
20 hour natural aggregate ^	1			21/08/2020 to 21/08/2020
20 hour remoulded aggregate ^	2			21/08/2020 to 21/08/2020
Available Potassium ^	550	mg/kg	04-026-ICP8	20/08/2020 to 24/08/2020
Calcium % of Cations	63	%	04-026-ICP8	24/08/2020 to 24/08/2020
Emerson Class ^	8			21/08/2020 to 21/08/2020
Grass Tetany Risk Index ^	0.23		04-026-ICP8	20/08/2020 to 24/08/2020
Magnesium % of Cations	16	%	04-026-ICP8	24/08/2020 to 24/08/2020
Organic Matter (W&B * 1.72) ^	2.1	%	04-054-WCALC	25/08/2020 to 25/08/2020
Potassium % of Cations	18	%	04-026-ICP8	24/08/2020 to 24/08/2020
Slaking ^	1			21/08/2020 to 21/08/2020
Soil Colour	Brown		04-042-PHYS	24/08/2020 to 24/08/2020
Soil Texture	Clay		04-042-PHYS	24/08/2020 to 24/08/2020
pH (1:5 CaCl2)	5.4		04-031-PH	20/08/2020 to 24/08/2020
Electrical Conductivity (Sat. Ext.) ^	0.3	dS/m	04-054-WCALC	24/08/2020 to 24/08/2020
Organic Carbon (W&B)	1.20	%	04-018-UV1	24/08/2020 to 25/08/2020
Nitrate Nitrogen	8.5	mg/kg	04-063-FIA3	19/08/2020 to 21/08/2020
Ammonium Nitrogen	2.2	mg/kg	04-063-FIA3	19/08/2020 to 21/08/2020
Sulphur (KCl40)	2.5	mg/kg	04-021-ICP2	24/08/2020 to 25/08/2020
Phosphorus (Colwell)	7.9	mg/kg	04-013-COL_P	19/08/2020 to 21/08/2020
Phosphorus Buffer Index (PBI-Col)	64		04-020-ICP17	21/08/2020 to 21/08/2020
Potassium (Amm-acet.)	1.4	cmol(+)/kg	04-026-ICP8	20/08/2020 to 24/08/2020
Calcium (Amm-acet.)	4.9	cmol(+)/kg	04-026-ICP8	20/08/2020 to 24/08/2020
Magnesium (Amm-acet.)	1.2	cmol(+)/kg	04-026-ICP8	20/08/2020 to 24/08/2020
Sodium (Amm-acet.)	0.063	cmol(+)/kg	04-026-ICP8	20/08/2020 to 24/08/2020
Aluminium (KCl)	10	mg/kg	04-027-ICP9	20/08/2020 to 21/08/2020
Aluminium (KCl)	0.11	cmol(+)/kg	04-027-ICP9	20/08/2020 to 21/08/2020
Cation Exchange Capacity (Amm-acet.)	7.74	cmol(+)/kg	04-026-ICP8	24/08/2020 to 24/08/2020
Sodium % of cations	0.81	%	04-026-ICP8	24/08/2020 to 24/08/2020

Nutrient Advantage Laboratory Services

Nutrient Advantage is a trademark of Incitec Pivot Limited
Incitec Pivot Limited - ABN 42 004 080 264
8 South Rd, Werribee Vic 3030
Toll-free: 1800 803 453 Fax: (61 3) 9974 0699
Enquiries: lab.feedback@incitecpivot.com.au

Disclaimer: This analysis report is prepared solely for the client listed above. To the extent permitted by law, Incitec Pivot Limited excludes all liability in connection with this report and, where liability cannot be excluded, limits its liability, at its election, to the re-supply of the analysis services or the cost of the re-supply of such services.

SOIL ANALYSIS REPORT

Report Number: 635030

Sample Number: 022071316	Paddock Name: MT035515	Date Received: 18-Aug-2020
Test Code: 2017-083		Date of Report: 27-Oct-2020
Purchase Order No: TPG		
Grower Name: SUSTAINABLE SOIL MANAG		

Analyte	Result	Units	Method Code	Analyte Testing Period
Aluminium % of Cations	1.5	%	04-026-ICP8	24/08/2020 to 24/08/2020
Calcium/Magnesium Ratio	4.1		04-026-ICP8	20/08/2020 to 24/08/2020
pH (1:5 Water)	6.5		04-031-PH	20/08/2020 to 24/08/2020
Electrical Conductivity (1:5 water)	0.05	dS/m	04-031-PH	20/08/2020 to 24/08/2020
Chloride	<10	mg/kg	04-063-FIA3	19/08/2020 to 21/08/2020
Copper (DTPA)	0.61	mg/kg	04-024-ICP6	21/08/2020 to 24/08/2020
Zinc (DTPA)	0.22	mg/kg	04-024-ICP6	21/08/2020 to 24/08/2020
Manganese (DTPA)	33	mg/kg	04-024-ICP6	21/08/2020 to 24/08/2020
Iron (DTPA)	48	mg/kg	04-024-ICP6	21/08/2020 to 24/08/2020
Boron (Hot CaCl ₂)	0.65	mg/kg	04-025-ICP7	21/08/2020 to 24/08/2020
Molybdenum (Hot CaCl ₂) ^	<0.010	mg/kg	04-083-ICP27	20/08/2020 to 21/08/2020
Phosphorus Environmental Risk Index ^	0.12		04-020-ICP17	21/08/2020 to 21/08/2020

Sample condition on receipt: Suitable for testing.

The results pertain only to the sample submitted.

This document shall not be reproduced except in full.

Analyses performed on soil dried at 40°C and ground to 2mm or less.

^ NATA accreditation does not cover the performance of this service.

Accredited for compliance with ISO/IEC 17025 - Testing.

This results of the tests, calibrations and/or measurements included in this document are traceable to Australian/International standards.

Nutrient Advantage Laboratory Services

Nutrient Advantage is a trademark of Incitec Pivot Limited
Incitec Pivot Limited - ABN 42 004 080 264
8 South Rd, Werribee Vic 3030
Toll-free: 1800 803 453 Fax: (61 3) 9974 0699
Enquiries: lab.feedback@incitecpivot.com.au

Disclaimer: This analysis report is prepared solely for the client listed above. To the extent permitted by law, Incitec Pivot Limited excludes all liability in connection with this report and, where liability cannot be excluded, limits its liability, at its election, to the re-supply of the analysis services or the cost of the re-supply of such services.

SOIL ANALYSIS REPORT

Report Number: 635031

Sustainable Soils Management P/L
PO Box 130
WARREN
NSW 2824



Report Authorised
Paul Kennelly
Laboratory Manager
NATA Accredited Laboratory
Number: 11958

Sample Number: 022071315	Paddock Name: MT0351530	Date Received: 18-Aug-2020
Test Code: 2017-065		Date of Report: 27-Oct-2020
Purchase Order No: TPG		
Grower Name: SUSTAINABLE SOIL MANAG		

Analyte	Result	Units	Method Code	Analyte Testing Period
2 hour natural aggregate ^	3			21/08/2020 to 21/08/2020
2 hour remoulded aggregate ^	4			21/08/2020 to 21/08/2020
20 hour natural aggregate ^	3			21/08/2020 to 21/08/2020
20 hour remoulded aggregate ^	4			21/08/2020 to 21/08/2020
Available Potassium ^	370	mg/kg	04-026-ICP8	20/08/2020 to 24/08/2020
Calcium % of Cations	62	%	04-026-ICP8	24/08/2020 to 24/08/2020
Emerson Class ^	2			21/08/2020 to 21/08/2020
Grass Tetany Risk Index ^	0.21		04-026-ICP8	20/08/2020 to 24/08/2020
Magnesium % of Cations	20	%	04-026-ICP8	24/08/2020 to 24/08/2020
Potassium % of Cations	17	%	04-026-ICP8	24/08/2020 to 24/08/2020
Slaking ^	0			21/08/2020 to 21/08/2020
pH (1:5 CaCl2)	6.0		04-031-PH	20/08/2020 to 24/08/2020
Nitrate Nitrogen	0.98	mg/kg	04-063-FIA3	19/08/2020 to 21/08/2020
Ammonium Nitrogen	<0.60	mg/kg	04-063-FIA3	19/08/2020 to 21/08/2020
Potassium (Amm-acet.)	0.96	cmol(+)/kg	04-026-ICP8	20/08/2020 to 24/08/2020
Calcium (Amm-acet.)	3.5	cmol(+)/kg	04-026-ICP8	20/08/2020 to 24/08/2020
Magnesium (Amm-acet.)	1.1	cmol(+)/kg	04-026-ICP8	20/08/2020 to 24/08/2020
Sodium (Amm-acet.)	0.051	cmol(+)/kg	04-026-ICP8	20/08/2020 to 24/08/2020
Aluminium (KCl)	<9.0	mg/kg	04-027-ICP9	20/08/2020 to 21/08/2020
Aluminium (KCl)	<0.10	cmol(+)/kg	04-027-ICP9	20/08/2020 to 21/08/2020
Cation Exchange Capacity (Amm-acet.)	5.64	cmol(+)/kg	04-026-ICP8	24/08/2020 to 24/08/2020
Sodium % of cations	0.90	%	04-026-ICP8	24/08/2020 to 24/08/2020
Aluminium % of Cations	<1	%	04-026-ICP8	24/08/2020 to 24/08/2020
Calcium/Magnesium Ratio	3.2		04-026-ICP8	20/08/2020 to 24/08/2020
pH (1:5 Water)	7.1		04-031-PH	20/08/2020 to 24/08/2020
Electrical Conductivity (1:5 water)	0.03	dS/m	04-031-PH	20/08/2020 to 24/08/2020
Chloride	<10	mg/kg	04-063-FIA3	19/08/2020 to 21/08/2020

Nutrient Advantage Laboratory Services

Nutrient Advantage is a trademark of Incitec Pivot Limited
Incitec Pivot Limited - ABN 42 004 080 264
8 South Rd, Werribee Vic 3030
Toll-free: 1800 803 453 Fax: (61 3) 9974 0699
Enquiries: lab.feedback@incitecpivot.com.au

Disclaimer: This analysis report is prepared solely for the client listed above. To the extent permitted by law, Incitec Pivot Limited excludes all liability in connection with this report and, where liability cannot be excluded, limits its liability, at its election, to the re-supply of the analysis services or the cost of the re-supply of such services.

Report Number: 635031

Sample condition on receipt: Suitable for testing.

The results pertain only to the sample submitted.

This document shall not be reproduced except in full.

Analyses performed on soil dried at 40°C and ground to 2mm or less.

^ NATA accreditation does not cover the performance of this service.

Accredited for compliance with ISO/IEC 17025 - Testing.

This results of the tests, calibrations and/or measurements included in this document are traceable to Australian/International standards.

Nutrient Advantage Laboratory Services

Nutrient Advantage is a trademark of Incitec Pivot Limited

Incitec Pivot Limited - ABN 42 004 080 264

8 South Rd, Werribee Vic 3030

Toll-free: 1800 803 453 Fax: (61 3) 9974 0699

Enquiries: lab.feedback@incitecpivot.com.au

Disclaimer: This analysis report is prepared solely for the client listed above. To the extent permitted by law, Incitec Pivot Limited excludes all liability in connection with this report and, where liability cannot be excluded, limits its liability, at its election, to the re-supply of the analysis services or the cost of the re-supply of such services.

SOIL ANALYSIS REPORT

Report Number: 635032

Sustainable Soils Management P/L
PO Box 130
WARREN
NSW 2824



Report Authorised
Paul Kennelly
Laboratory Manager
NATA Accredited Laboratory
Number: 11958

Sample Number: 022071314	Paddock Name: MT0353060	Date Received: 18-Aug-2020
Test Code: 2017-065		Date of Report: 27-Oct-2020
Purchase Order No: TPG		
Grower Name: SUSTAINABLE SOIL MANAG		

Analyte	Result	Units	Method Code	Analyte Testing Period
2 hour natural aggregate ^	3			21/08/2020 to 21/08/2020
2 hour remoulded aggregate ^	4			21/08/2020 to 21/08/2020
20 hour natural aggregate ^	3			21/08/2020 to 21/08/2020
20 hour remoulded aggregate ^	4			21/08/2020 to 21/08/2020
Available Potassium ^	270	mg/kg	04-026-ICP8	20/08/2020 to 24/08/2020
Calcium % of Cations	55	%	04-026-ICP8	24/08/2020 to 24/08/2020
Emerson Class ^	2			21/08/2020 to 21/08/2020
Grass Tetany Risk Index ^	0.14		04-026-ICP8	20/08/2020 to 24/08/2020
Magnesium % of Cations	30	%	04-026-ICP8	24/08/2020 to 24/08/2020
Potassium % of Cations	12	%	04-026-ICP8	24/08/2020 to 24/08/2020
Slaking ^	0			21/08/2020 to 21/08/2020
pH (1:5 CaCl2)	6.3		04-031-PH	20/08/2020 to 24/08/2020
Nitrate Nitrogen	0.81	mg/kg	04-063-FIA3	19/08/2020 to 21/08/2020
Ammonium Nitrogen	<0.60	mg/kg	04-063-FIA3	19/08/2020 to 21/08/2020
Potassium (Amm-acet.)	0.70	cmol(+)/kg	04-026-ICP8	20/08/2020 to 24/08/2020
Calcium (Amm-acet.)	3.2	cmol(+)/kg	04-026-ICP8	20/08/2020 to 24/08/2020
Magnesium (Amm-acet.)	1.8	cmol(+)/kg	04-026-ICP8	20/08/2020 to 24/08/2020
Sodium (Amm-acet.)	0.14	cmol(+)/kg	04-026-ICP8	20/08/2020 to 24/08/2020
Aluminium (KCl)	<9.0	mg/kg	04-027-ICP9	20/08/2020 to 21/08/2020
Aluminium (KCl)	<0.10	cmol(+)/kg	04-027-ICP9	20/08/2020 to 21/08/2020
Cation Exchange Capacity (Amm-acet.)	5.78	cmol(+)/kg	04-026-ICP8	24/08/2020 to 24/08/2020
Sodium % of cations	2.4	%	04-026-ICP8	24/08/2020 to 24/08/2020
Aluminium % of Cations	<1	%	04-026-ICP8	24/08/2020 to 24/08/2020
Calcium/Magnesium Ratio	1.8		04-026-ICP8	20/08/2020 to 24/08/2020
pH (1:5 Water)	7.5		04-031-PH	20/08/2020 to 24/08/2020
Electrical Conductivity (1:5 water)	0.03	dS/m	04-031-PH	20/08/2020 to 24/08/2020
Chloride	<10	mg/kg	04-063-FIA3	19/08/2020 to 21/08/2020

Nutrient Advantage Laboratory Services

Nutrient Advantage is a trademark of Incitec Pivot Limited
Incitec Pivot Limited - ABN 42 004 080 264
8 South Rd, Werribee Vic 3030
Toll-free: 1800 803 453 Fax: (61 3) 9974 0699
Enquiries: lab.feedback@incitecpivot.com.au

Disclaimer: This analysis report is prepared solely for the client listed above. To the extent permitted by law, Incitec Pivot Limited excludes all liability in connection with this report and, where liability cannot be excluded, limits its liability, at its election, to the re-supply of the analysis services or the cost of the re-supply of such services.

Report Number: 635032

Sample condition on receipt: Suitable for testing.

The results pertain only to the sample submitted.

This document shall not be reproduced except in full.

Analyses performed on soil dried at 40°C and ground to 2mm or less.

^ NATA accreditation does not cover the performance of this service.

Accredited for compliance with ISO/IEC 17025 - Testing.

This results of the tests, calibrations and/or measurements included in this document are traceable to Australian/International standards.

Nutrient Advantage Laboratory Services

Nutrient Advantage is a trademark of Incitec Pivot Limited

Incitec Pivot Limited - ABN 42 004 080 264

8 South Rd, Werribee Vic 3030

Toll-free: 1800 803 453 Fax: (61 3) 9974 0699

Enquiries: lab.feedback@incitecpivot.com.au

Disclaimer: This analysis report is prepared solely for the client listed above. To the extent permitted by law, Incitec Pivot Limited excludes all liability in connection with this report and, where liability cannot be excluded, limits its liability, at its election, to the re-supply of the analysis services or the cost of the re-supply of such services.

SOIL ANALYSIS REPORT

Report Number: 635033

Sustainable Soils Management P/L
PO Box 130
WARREN
NSW 2824



Report Authorised
Paul Kennelly
Laboratory Manager
NATA Accredited Laboratory
Number: 11958

Sample Number: 022071313	Paddock Name: MT03560100	Date Received: 18-Aug-2020
Test Code: 2017-065		Date of Report: 27-Oct-2020
Purchase Order No: TPG		
Grower Name: SUSTAINABLE SOIL MANAG		

Analyte	Result	Units	Method Code	Analyte Testing Period
2 hour natural aggregate ^	2			21/08/2020 to 21/08/2020
2 hour remoulded aggregate ^	4			21/08/2020 to 21/08/2020
20 hour natural aggregate ^	2			21/08/2020 to 21/08/2020
20 hour remoulded aggregate ^	4			21/08/2020 to 21/08/2020
Available Potassium ^	300	mg/kg	04-026-ICP8	20/08/2020 to 24/08/2020
Calcium % of Cations	34	%	04-026-ICP8	24/08/2020 to 24/08/2020
Emerson Class ^	2			21/08/2020 to 21/08/2020
Grass Tetany Risk Index ^	0.095		04-026-ICP8	20/08/2020 to 24/08/2020
Magnesium % of Cations	50	%	04-026-ICP8	24/08/2020 to 24/08/2020
Potassium % of Cations	8.0	%	04-026-ICP8	24/08/2020 to 24/08/2020
Slaking ^	0			21/08/2020 to 21/08/2020
pH (1:5 CaCl2)	6.1		04-031-PH	20/08/2020 to 24/08/2020
Nitrate Nitrogen	0.80	mg/kg	04-063-FIA3	19/08/2020 to 21/08/2020
Ammonium Nitrogen	<0.60	mg/kg	04-063-FIA3	19/08/2020 to 21/08/2020
Potassium (Amm-acet.)	0.77	cmol(+)/kg	04-026-ICP8	20/08/2020 to 24/08/2020
Calcium (Amm-acet.)	3.3	cmol(+)/kg	04-026-ICP8	20/08/2020 to 24/08/2020
Magnesium (Amm-acet.)	4.8	cmol(+)/kg	04-026-ICP8	20/08/2020 to 24/08/2020
Sodium (Amm-acet.)	0.76	cmol(+)/kg	04-026-ICP8	20/08/2020 to 24/08/2020
Aluminium (KCl)	<9.0	mg/kg	04-027-ICP9	20/08/2020 to 21/08/2020
Aluminium (KCl)	<0.10	cmol(+)/kg	04-027-ICP9	20/08/2020 to 21/08/2020
Cation Exchange Capacity (Amm-acet.)	9.61	cmol(+)/kg	04-026-ICP8	24/08/2020 to 24/08/2020
Sodium % of cations	7.9	%	04-026-ICP8	24/08/2020 to 24/08/2020
Aluminium % of Cations	<1	%	04-026-ICP8	24/08/2020 to 24/08/2020
Calcium/Magnesium Ratio	0.69		04-026-ICP8	20/08/2020 to 24/08/2020
pH (1:5 Water)	7.4		04-031-PH	20/08/2020 to 24/08/2020
Electrical Conductivity (1:5 water)	0.05	dS/m	04-031-PH	20/08/2020 to 24/08/2020
Chloride	11	mg/kg	04-063-FIA3	19/08/2020 to 21/08/2020

Nutrient Advantage Laboratory Services

Nutrient Advantage is a trademark of Incitec Pivot Limited
Incitec Pivot Limited - ABN 42 004 080 264
8 South Rd, Werribee Vic 3030
Toll-free: 1800 803 453 Fax: (61 3) 9974 0699
Enquiries: lab.feedback@incitecpivot.com.au

Disclaimer: This analysis report is prepared solely for the client listed above. To the extent permitted by law, Incitec Pivot Limited excludes all liability in connection with this report and, where liability cannot be excluded, limits its liability, at its election, to the re-supply of the analysis services or the cost of the re-supply of such services.

Report Number: 635033

Sample condition on receipt: Suitable for testing.

The results pertain only to the sample submitted.

This document shall not be reproduced except in full.

Analyses performed on soil dried at 40°C and ground to 2mm or less.

^ NATA accreditation does not cover the performance of this service.

Accredited for compliance with ISO/IEC 17025 - Testing.

This results of the tests, calibrations and/or measurements included in this document are traceable to Australian/International standards.

Nutrient Advantage Laboratory Services

Nutrient Advantage is a trademark of Incitec Pivot Limited

Incitec Pivot Limited - ABN 42 004 080 264

8 South Rd, Werribee Vic 3030

Toll-free: 1800 803 453 Fax: (61 3) 9974 0699

Enquiries: lab.feedback@incitecpivot.com.au

Disclaimer: This analysis report is prepared solely for the client listed above. To the extent permitted by law, Incitec Pivot Limited excludes all liability in connection with this report and, where liability cannot be excluded, limits its liability, at its election, to the re-supply of the analysis services or the cost of the re-supply of such services.

SOIL ANALYSIS REPORT

Report Number: 635034

Sustainable Soils Management P/L
PO Box 130
WARREN
NSW 2824



Report Authorised
Paul Kennelly
Laboratory Manager
NATA Accredited Laboratory
Number: 11958

Sample Number: 022071312	Paddock Name: MT03605	Date Received: 18-Aug-2020
Test Code: 2017-083		Date of Report: 27-Oct-2020
Purchase Order No: TPG		
Grower Name: SUSTAINABLE SOIL MANAG		

Analyte	Result	Units	Method Code	Analyte Testing Period
2 hour natural aggregate ^	0			21/08/2020 to 21/08/2020
2 hour remoulded aggregate ^	0			21/08/2020 to 21/08/2020
20 hour natural aggregate ^	1			21/08/2020 to 21/08/2020
20 hour remoulded aggregate ^	2			21/08/2020 to 21/08/2020
Available Potassium ^	490	mg/kg	04-026-ICP8	20/08/2020 to 24/08/2020
Calcium % of Cations	64	%	04-026-ICP8	24/08/2020 to 24/08/2020
Emerson Class ^	8			21/08/2020 to 21/08/2020
Grass Tetany Risk Index ^	0.26		04-026-ICP8	20/08/2020 to 24/08/2020
Magnesium % of Cations	16	%	04-026-ICP8	24/08/2020 to 24/08/2020
Organic Matter (W&B * 1.72) ^	2.9	%	04-054-WCALC	25/08/2020 to 25/08/2020
Potassium % of Cations	20	%	04-026-ICP8	24/08/2020 to 24/08/2020
Slaking ^	1			21/08/2020 to 21/08/2020
Soil Colour	Brown		04-042-PHYS	25/08/2020 to 25/08/2020
Soil Texture	Clay Loam		04-042-PHYS	25/08/2020 to 25/08/2020
pH (1:5 CaCl2)	5.6		04-031-PH	20/08/2020 to 24/08/2020
Electrical Conductivity (Sat. Ext.) ^	0.8	dS/m	04-054-WCALC	25/08/2020 to 25/08/2020
Organic Carbon (W&B)	1.71	%	04-018-UV1	24/08/2020 to 25/08/2020
Nitrate Nitrogen	32	mg/kg	04-063-FIA3	19/08/2020 to 21/08/2020
Ammonium Nitrogen	2.5	mg/kg	04-063-FIA3	19/08/2020 to 21/08/2020
Sulphur (KCl40)	3.3	mg/kg	04-021-ICP2	24/08/2020 to 25/08/2020
Phosphorus (Colwell)	20	mg/kg	04-013-COL_P	19/08/2020 to 21/08/2020
Phosphorus Buffer Index (PBI-Col)	42		04-020-ICP17	21/08/2020 to 21/08/2020
Potassium (Amm-acet.)	1.3	cmol(+)/kg	04-026-ICP8	20/08/2020 to 24/08/2020
Calcium (Amm-acet.)	4.0	cmol(+)/kg	04-026-ICP8	20/08/2020 to 24/08/2020
Magnesium (Amm-acet.)	1.0	cmol(+)/kg	04-026-ICP8	20/08/2020 to 24/08/2020
Sodium (Amm-acet.)	0.027	cmol(+)/kg	04-026-ICP8	20/08/2020 to 24/08/2020
Aluminium (KCl)	<9.0	mg/kg	04-027-ICP9	20/08/2020 to 21/08/2020
Aluminium (KCl)	<0.10	cmol(+)/kg	04-027-ICP9	20/08/2020 to 21/08/2020
Cation Exchange Capacity (Amm-acet.)	6.33	cmol(+)/kg	04-026-ICP8	24/08/2020 to 24/08/2020
Sodium % of cations	0.43	%	04-026-ICP8	24/08/2020 to 24/08/2020

Nutrient Advantage Laboratory Services

Nutrient Advantage is a trademark of Incitec Pivot Limited
Incitec Pivot Limited - ABN 42 004 080 264
8 South Rd, Werribee Vic 3030
Toll-free: 1800 803 453 Fax: (61 3) 9974 0699
Enquiries: lab.feedback@incitecpivot.com.au

Disclaimer: This analysis report is prepared solely for the client listed above. To the extent permitted by law, Incitec Pivot Limited excludes all liability in connection with this report and, where liability cannot be excluded, limits its liability, at its election, to the re-supply of the analysis services or the cost of the re-supply of such services.

SOIL ANALYSIS REPORT

Report Number: 635034

Sample Number: 022071312	Paddock Name: MT03605	Date Received: 18-Aug-2020
Test Code: 2017-083		Date of Report: 27-Oct-2020
Purchase Order No: TPG		
Grower Name: SUSTAINABLE SOIL MANAG		

Analyte	Result	Units	Method Code	Analyte Testing Period
Aluminium % of Cations	<1	%	04-026-ICP8	24/08/2020 to 24/08/2020
Calcium/Magnesium Ratio	4.0		04-026-ICP8	20/08/2020 to 24/08/2020
pH (1:5 Water)	6.4		04-031-PH	20/08/2020 to 24/08/2020
Electrical Conductivity (1:5 water)	0.10	dS/m	04-031-PH	20/08/2020 to 24/08/2020
Chloride	<10	mg/kg	04-063-FIA3	19/08/2020 to 21/08/2020
Copper (DTPA)	0.61	mg/kg	04-024-ICP6	21/08/2020 to 24/08/2020
Zinc (DTPA)	1.0	mg/kg	04-024-ICP6	21/08/2020 to 24/08/2020
Manganese (DTPA)	38	mg/kg	04-024-ICP6	21/08/2020 to 24/08/2020
Iron (DTPA)	61	mg/kg	04-024-ICP6	21/08/2020 to 24/08/2020
Boron (Hot CaCl ₂)	0.64	mg/kg	04-025-ICP7	21/08/2020 to 24/08/2020
Molybdenum (Hot CaCl ₂) ^	<0.010	mg/kg	04-083-ICP27	20/08/2020 to 21/08/2020
Phosphorus Environmental Risk Index ^	0.48		04-020-ICP17	21/08/2020 to 21/08/2020

Sample condition on receipt: Suitable for testing.

The results pertain only to the sample submitted.

This document shall not be reproduced except in full.

Analyses performed on soil dried at 40°C and ground to 2mm or less.

^ NATA accreditation does not cover the performance of this service.

Accredited for compliance with ISO/IEC 17025 - Testing.

This results of the tests, calibrations and/or measurements included in this document are traceable to Australian/International standards.

Nutrient Advantage Laboratory Services

Nutrient Advantage is a trademark of Incitec Pivot Limited
Incitec Pivot Limited - ABN 42 004 080 264
8 South Rd, Werribee Vic 3030
Toll-free: 1800 803 453 Fax: (61 3) 9974 0699
Enquiries: lab.feedback@incitecpivot.com.au

Disclaimer: This analysis report is prepared solely for the client listed above. To the extent permitted by law, Incitec Pivot Limited excludes all liability in connection with this report and, where liability cannot be excluded, limits its liability, at its election, to the re-supply of the analysis services or the cost of the re-supply of such services.

SOIL ANALYSIS REPORT

Report Number: 635035

Sustainable Soils Management P/L
PO Box 130
WARREN
NSW 2824



Report Authorised
Paul Kennelly
Laboratory Manager
NATA Accredited Laboratory
Number: 11958

Sample Number: 022071311	Paddock Name: MT036515	Date Received: 18-Aug-2020
Test Code: 2017-083		Date of Report: 27-Oct-2020
Purchase Order No: TPG		
Grower Name: SUSTAINABLE SOIL MANAG		

Analyte	Result	Units	Method Code	Analyte Testing Period
2 hour natural aggregate ^	2			21/08/2020 to 21/08/2020
2 hour remoulded aggregate ^	3			21/08/2020 to 21/08/2020
20 hour natural aggregate ^	2			21/08/2020 to 21/08/2020
20 hour remoulded aggregate ^	3			21/08/2020 to 21/08/2020
Available Potassium ^	370	mg/kg	04-026-ICP8	20/08/2020 to 24/08/2020
Calcium % of Cations	65	%	04-026-ICP8	24/08/2020 to 24/08/2020
Emerson Class ^	2			21/08/2020 to 21/08/2020
Grass Tetany Risk Index ^	0.27		04-026-ICP8	20/08/2020 to 24/08/2020
Magnesium % of Cations	13	%	04-026-ICP8	24/08/2020 to 24/08/2020
Organic Matter (W&B * 1.72) ^	1.0	%	04-054-WCALC	25/08/2020 to 25/08/2020
Potassium % of Cations	21	%	04-026-ICP8	24/08/2020 to 24/08/2020
Slaking ^	0			21/08/2020 to 21/08/2020
Soil Colour	Brown		04-042-PHYS	25/08/2020 to 25/08/2020
Soil Texture	Clay Loam		04-042-PHYS	25/08/2020 to 25/08/2020
pH (1:5 CaCl2)	4.7		04-031-PH	20/08/2020 to 24/08/2020
Electrical Conductivity (Sat. Ext.) ^	0.2	dS/m	04-054-WCALC	25/08/2020 to 25/08/2020
Organic Carbon (W&B)	0.60	%	04-018-UV1	24/08/2020 to 25/08/2020
Nitrate Nitrogen	3.7	mg/kg	04-063-FIA3	19/08/2020 to 21/08/2020
Ammonium Nitrogen	0.85	mg/kg	04-063-FIA3	19/08/2020 to 21/08/2020
Sulphur (KCl40)	1.4	mg/kg	04-021-ICP2	24/08/2020 to 25/08/2020
Phosphorus (Colwell)	12	mg/kg	04-013-COL_P	19/08/2020 to 21/08/2020
Phosphorus Buffer Index (PBI-Col)	53		04-020-ICP17	21/08/2020 to 21/08/2020
Potassium (Amm-acet.)	0.94	cmol(+)/kg	04-026-ICP8	20/08/2020 to 24/08/2020
Calcium (Amm-acet.)	2.9	cmol(+)/kg	04-026-ICP8	20/08/2020 to 24/08/2020
Magnesium (Amm-acet.)	0.60	cmol(+)/kg	04-026-ICP8	20/08/2020 to 24/08/2020
Sodium (Amm-acet.)	0.025	cmol(+)/kg	04-026-ICP8	20/08/2020 to 24/08/2020
Aluminium (KCl)	<9.0	mg/kg	04-027-ICP9	20/08/2020 to 21/08/2020
Aluminium (KCl)	<0.10	cmol(+)/kg	04-027-ICP9	20/08/2020 to 21/08/2020
Cation Exchange Capacity (Amm-acet.)	4.43	cmol(+)/kg	04-026-ICP8	24/08/2020 to 24/08/2020
Sodium % of cations	0.57	%	04-026-ICP8	24/08/2020 to 24/08/2020

Nutrient Advantage Laboratory Services

Nutrient Advantage is a trademark of Incitec Pivot Limited
Incitec Pivot Limited - ABN 42 004 080 264
8 South Rd, Werribee Vic 3030
Toll-free: 1800 803 453 Fax: (61 3) 9974 0699
Enquiries: lab.feedback@incitecpivot.com.au

Disclaimer: This analysis report is prepared solely for the client listed above. To the extent permitted by law, Incitec Pivot Limited excludes all liability in connection with this report and, where liability cannot be excluded, limits its liability, at its election, to the re-supply of the analysis services or the cost of the re-supply of such services.

SOIL ANALYSIS REPORT

Report Number: 635035

Sample Number: 022071311	Paddock Name: MT036515	Date Received: 18-Aug-2020
Test Code: 2017-083		Date of Report: 27-Oct-2020
Purchase Order No: TPG		
Grower Name: SUSTAINABLE SOIL MANAG		

Analyte	Result	Units	Method Code	Analyte Testing Period
Aluminium % of Cations	<1	%	04-026-ICP8	24/08/2020 to 24/08/2020
Calcium/Magnesium Ratio	4.8		04-026-ICP8	20/08/2020 to 24/08/2020
pH (1:5 Water)	6.2		04-031-PH	20/08/2020 to 24/08/2020
Electrical Conductivity (1:5 water)	0.02	dS/m	04-031-PH	20/08/2020 to 24/08/2020
Chloride	<10	mg/kg	04-063-FIA3	19/08/2020 to 21/08/2020
Copper (DTPA)	0.72	mg/kg	04-024-ICP6	21/08/2020 to 24/08/2020
Zinc (DTPA)	0.20	mg/kg	04-024-ICP6	21/08/2020 to 24/08/2020
Manganese (DTPA)	55	mg/kg	04-024-ICP6	21/08/2020 to 24/08/2020
Iron (DTPA)	39	mg/kg	04-024-ICP6	21/08/2020 to 24/08/2020
Boron (Hot CaCl ₂)	0.46	mg/kg	04-025-ICP7	21/08/2020 to 24/08/2020
Molybdenum (Hot CaCl ₂) ^	<0.010	mg/kg	04-083-ICP27	20/08/2020 to 21/08/2020
Phosphorus Environmental Risk Index ^	0.23		04-020-ICP17	21/08/2020 to 21/08/2020

Sample condition on receipt: Suitable for testing.

The results pertain only to the sample submitted.

This document shall not be reproduced except in full.

Analyses performed on soil dried at 40°C and ground to 2mm or less.

^ NATA accreditation does not cover the performance of this service.

Accredited for compliance with ISO/IEC 17025 - Testing.

This results of the tests, calibrations and/or measurements included in this document are traceable to Australian/International standards.

Nutrient Advantage Laboratory Services

Nutrient Advantage is a trademark of Incitec Pivot Limited
Incitec Pivot Limited - ABN 42 004 080 264
8 South Rd, Werribee Vic 3030
Toll-free: 1800 803 453 Fax: (61 3) 9974 0699
Enquiries: lab.feedback@incitecpivot.com.au

Disclaimer: This analysis report is prepared solely for the client listed above. To the extent permitted by law, Incitec Pivot Limited excludes all liability in connection with this report and, where liability cannot be excluded, limits its liability, at its election, to the re-supply of the analysis services or the cost of the re-supply of such services.

SOIL ANALYSIS REPORT

Report Number: 635036

Sustainable Soils Management P/L
PO Box 130
WARREN
NSW 2824



Report Authorised
Paul Kennelly
Laboratory Manager
NATA Accredited Laboratory
Number: 11958

Sample Number: 022071310	Paddock Name: MT0361530	Date Received: 18-Aug-2020
Test Code: 2017-065		Date of Report: 27-Oct-2020
Purchase Order No: TPG		
Grower Name: SUSTAINABLE SOIL MANAG		

Analyte	Result	Units	Method Code	Analyte Testing Period
2 hour natural aggregate ^	0			21/08/2020 to 21/08/2020
2 hour remoulded aggregate ^	0			21/08/2020 to 21/08/2020
20 hour natural aggregate ^	1			21/08/2020 to 21/08/2020
20 hour remoulded aggregate ^	0			21/08/2020 to 21/08/2020
Available Potassium ^	250	mg/kg	04-026-ICP8	20/08/2020 to 24/08/2020
Calcium % of Cations	88	%	04-026-ICP8	24/08/2020 to 24/08/2020
Emerson Class ^	6			21/08/2020 to 21/08/2020
Grass Tetany Risk Index ^	0.060		04-026-ICP8	20/08/2020 to 24/08/2020
Magnesium % of Cations	6.9	%	04-026-ICP8	24/08/2020 to 24/08/2020
Potassium % of Cations	5.7	%	04-026-ICP8	24/08/2020 to 24/08/2020
Slaking ^	0			21/08/2020 to 21/08/2020
pH (1:5 CaCl2)	7.7		04-031-PH	20/08/2020 to 24/08/2020
Nitrate Nitrogen	1.4	mg/kg	04-063-FIA3	19/08/2020 to 21/08/2020
Ammonium Nitrogen	<0.60	mg/kg	04-063-FIA3	19/08/2020 to 21/08/2020
Potassium (Amm-acet.)	0.64	cmol(+)/kg	04-026-ICP8	20/08/2020 to 24/08/2020
Calcium (Amm-acet.)	9.8	cmol(+)/kg	04-026-ICP8	20/08/2020 to 24/08/2020
Magnesium (Amm-acet.)	0.78	cmol(+)/kg	04-026-ICP8	20/08/2020 to 24/08/2020
Sodium (Amm-acet.)	<0.022	cmol(+)/kg	04-026-ICP8	20/08/2020 to 24/08/2020
Aluminium (KCl)	<9.0	mg/kg	04-027-ICP9	20/08/2020 to 21/08/2020
Aluminium (KCl)	<0.10	cmol(+)/kg	04-027-ICP9	20/08/2020 to 21/08/2020
Cation Exchange Capacity (Amm-acet.)	11.2	cmol(+)/kg	04-026-ICP8	24/08/2020 to 24/08/2020
Sodium % of cations	<1	%	04-026-ICP8	24/08/2020 to 24/08/2020
Aluminium % of Cations	<1	%	04-026-ICP8	24/08/2020 to 24/08/2020
Calcium/Magnesium Ratio	13		04-026-ICP8	20/08/2020 to 24/08/2020
pH (1:5 Water)	8.3		04-031-PH	20/08/2020 to 24/08/2020
Electrical Conductivity (1:5 water)	0.13	dS/m	04-031-PH	20/08/2020 to 24/08/2020
Chloride	<10	mg/kg	04-063-FIA3	19/08/2020 to 21/08/2020

Nutrient Advantage Laboratory Services

Nutrient Advantage is a trademark of Incitec Pivot Limited
Incitec Pivot Limited - ABN 42 004 080 264
8 South Rd, Werribee Vic 3030
Toll-free: 1800 803 453 Fax: (61 3) 9974 0699
Enquiries: lab.feedback@incitecpivot.com.au

Disclaimer: This analysis report is prepared solely for the client listed above. To the extent permitted by law, Incitec Pivot Limited excludes all liability in connection with this report and, where liability cannot be excluded, limits its liability, at its election, to the re-supply of the analysis services or the cost of the re-supply of such services.

Report Number: 635036

Sample condition on receipt: Suitable for testing.

The results pertain only to the sample submitted.

This document shall not be reproduced except in full.

Analyses performed on soil dried at 40°C and ground to 2mm or less.

^ NATA accreditation does not cover the performance of this service.

Accredited for compliance with ISO/IEC 17025 - Testing.

This results of the tests, calibrations and/or measurements included in this document are traceable to Australian/International standards.

Nutrient Advantage Laboratory Services

Nutrient Advantage is a trademark of Incitec Pivot Limited

Incitec Pivot Limited - ABN 42 004 080 264

8 South Rd, Werribee Vic 3030

Toll-free: 1800 803 453 Fax: (61 3) 9974 0699

Enquiries: lab.feedback@incitecpivot.com.au

Disclaimer: This analysis report is prepared solely for the client listed above. To the extent permitted by law, Incitec Pivot Limited excludes all liability in connection with this report and, where liability cannot be excluded, limits its liability, at its election, to the re-supply of the analysis services or the cost of the re-supply of such services.

SOIL ANALYSIS REPORT

Report Number: 635037

Sustainable Soils Management P/L
PO Box 130
WARREN
NSW 2824



Report Authorised
Paul Kennelly
Laboratory Manager
NATA Accredited Laboratory
Number: 11958

Sample Number: 022071309	Paddock Name: MT0363060	Date Received: 18-Aug-2020
Test Code: 2017-065		Date of Report: 27-Oct-2020
Purchase Order No: TPG		
Grower Name: SUSTAINABLE SOIL MANAG		

Analyte	Result	Units	Method Code	Analyte Testing Period
2 hour natural aggregate ^	0			21/08/2020 to 21/08/2020
2 hour remoulded aggregate ^	0			21/08/2020 to 21/08/2020
20 hour natural aggregate ^	0			21/08/2020 to 21/08/2020
20 hour remoulded aggregate ^	0			21/08/2020 to 21/08/2020
Available Potassium ^	110	mg/kg	04-026-ICP8	20/08/2020 to 24/08/2020
Calcium % of Cations	92	%	04-026-ICP8	24/08/2020 to 24/08/2020
Emerson Class ^	6			21/08/2020 to 21/08/2020
Grass Tetany Risk Index ^	0.015		04-026-ICP8	20/08/2020 to 24/08/2020
Magnesium % of Cations	6.3	%	04-026-ICP8	24/08/2020 to 24/08/2020
Potassium % of Cations	1.5	%	04-026-ICP8	24/08/2020 to 24/08/2020
Slaking ^	0			21/08/2020 to 21/08/2020
pH (1:5 CaCl2)	8.1		04-031-PH	20/08/2020 to 24/08/2020
Nitrate Nitrogen	0.84	mg/kg	04-063-FIA3	19/08/2020 to 21/08/2020
Ammonium Nitrogen	<0.60	mg/kg	04-063-FIA3	19/08/2020 to 21/08/2020
Potassium (Amm-acet.)	0.28	cmol(+)/kg	04-026-ICP8	20/08/2020 to 24/08/2020
Calcium (Amm-acet.)	18	cmol(+)/kg	04-026-ICP8	20/08/2020 to 24/08/2020
Magnesium (Amm-acet.)	1.2	cmol(+)/kg	04-026-ICP8	20/08/2020 to 24/08/2020
Sodium (Amm-acet.)	0.040	cmol(+)/kg	04-026-ICP8	20/08/2020 to 24/08/2020
Aluminium (KCl)	<9.0	mg/kg	04-027-ICP9	20/08/2020 to 21/08/2020
Aluminium (KCl)	<0.10	cmol(+)/kg	04-027-ICP9	20/08/2020 to 21/08/2020
Cation Exchange Capacity (Amm-acet.)	19.1	cmol(+)/kg	04-026-ICP8	24/08/2020 to 24/08/2020
Sodium % of cations	0.21	%	04-026-ICP8	24/08/2020 to 24/08/2020
Aluminium % of Cations	<1	%	04-026-ICP8	24/08/2020 to 24/08/2020
Calcium/Magnesium Ratio	15		04-026-ICP8	20/08/2020 to 24/08/2020
pH (1:5 Water)	8.9		04-031-PH	20/08/2020 to 24/08/2020
Electrical Conductivity (1:5 water)	0.09	dS/m	04-031-PH	20/08/2020 to 24/08/2020
Chloride	<10	mg/kg	04-063-FIA3	19/08/2020 to 21/08/2020

Nutrient Advantage Laboratory Services

Nutrient Advantage is a trademark of Incitec Pivot Limited
Incitec Pivot Limited - ABN 42 004 080 264
8 South Rd, Werribee Vic 3030
Toll-free: 1800 803 453 Fax: (61 3) 9974 0699
Enquiries: lab.feedback@incitecpivot.com.au

Disclaimer: This analysis report is prepared solely for the client listed above. To the extent permitted by law, Incitec Pivot Limited excludes all liability in connection with this report and, where liability cannot be excluded, limits its liability, at its election, to the re-supply of the analysis services or the cost of the re-supply of such services.

Report Number: 635037

Sample condition on receipt: Suitable for testing.

The results pertain only to the sample submitted.

This document shall not be reproduced except in full.

Analyses performed on soil dried at 40°C and ground to 2mm or less.

^ NATA accreditation does not cover the performance of this service.

Accredited for compliance with ISO/IEC 17025 - Testing.

This results of the tests, calibrations and/or measurements included in this document are traceable to Australian/International standards.

Nutrient Advantage Laboratory Services

Nutrient Advantage is a trademark of Incitec Pivot Limited

Incitec Pivot Limited - ABN 42 004 080 264

8 South Rd, Werribee Vic 3030

Toll-free: 1800 803 453 Fax: (61 3) 9974 0699

Enquiries: lab.feedback@incitecpivot.com.au

Disclaimer: This analysis report is prepared solely for the client listed above. To the extent permitted by law, Incitec Pivot Limited excludes all liability in connection with this report and, where liability cannot be excluded, limits its liability, at its election, to the re-supply of the analysis services or the cost of the re-supply of such services.

SOIL ANALYSIS REPORT

Report Number: 635038

Sustainable Soils Management P/L
PO Box 130
WARREN
NSW 2824



Report Authorised
Paul Kennelly
Laboratory Manager
NATA Accredited Laboratory
Number: 11958

Sample Number: 022071308	Paddock Name: MT03660100	Date Received: 18-Aug-2020
Test Code: 2017-065		Date of Report: 27-Oct-2020
Purchase Order No: TPG		
Grower Name: SUSTAINABLE SOIL MANAG		

Analyte	Result	Units	Method Code	Analyte Testing Period
2 hour natural aggregate ^	0			21/08/2020 to 21/08/2020
2 hour remoulded aggregate ^	0			21/08/2020 to 21/08/2020
20 hour natural aggregate ^	0			21/08/2020 to 21/08/2020
20 hour remoulded aggregate ^	0			21/08/2020 to 21/08/2020
Available Potassium ^	93	mg/kg	04-026-ICP8	20/08/2020 to 24/08/2020
Calcium % of Cations	89	%	04-026-ICP8	24/08/2020 to 24/08/2020
Emerson Class ^	6			21/08/2020 to 21/08/2020
Grass Tetany Risk Index ^	0.014		04-026-ICP8	20/08/2020 to 24/08/2020
Magnesium % of Cations	9.0	%	04-026-ICP8	24/08/2020 to 24/08/2020
Potassium % of Cations	1.3	%	04-026-ICP8	24/08/2020 to 24/08/2020
Slaking ^	0			21/08/2020 to 21/08/2020
pH (1:5 CaCl2)	8.2		04-031-PH	20/08/2020 to 24/08/2020
Nitrate Nitrogen	0.55	mg/kg	04-063-FIA3	19/08/2020 to 21/08/2020
Ammonium Nitrogen	<0.60	mg/kg	04-063-FIA3	19/08/2020 to 21/08/2020
Potassium (Amm-acet.)	0.24	cmol(+)/kg	04-026-ICP8	20/08/2020 to 24/08/2020
Calcium (Amm-acet.)	16	cmol(+)/kg	04-026-ICP8	20/08/2020 to 24/08/2020
Magnesium (Amm-acet.)	1.6	cmol(+)/kg	04-026-ICP8	20/08/2020 to 24/08/2020
Sodium (Amm-acet.)	0.083	cmol(+)/kg	04-026-ICP8	20/08/2020 to 24/08/2020
Aluminium (KCl)	<9.0	mg/kg	04-027-ICP9	20/08/2020 to 21/08/2020
Aluminium (KCl)	<0.10	cmol(+)/kg	04-027-ICP9	20/08/2020 to 21/08/2020
Cation Exchange Capacity (Amm-acet.)	17.7	cmol(+)/kg	04-026-ICP8	24/08/2020 to 24/08/2020
Sodium % of cations	0.47	%	04-026-ICP8	24/08/2020 to 24/08/2020
Aluminium % of Cations	<1	%	04-026-ICP8	24/08/2020 to 24/08/2020
Calcium/Magnesium Ratio	10		04-026-ICP8	20/08/2020 to 24/08/2020
pH (1:5 Water)	8.9		04-031-PH	20/08/2020 to 24/08/2020
Electrical Conductivity (1:5 water)	0.10	dS/m	04-031-PH	20/08/2020 to 24/08/2020
Chloride	<10	mg/kg	04-063-FIA3	19/08/2020 to 21/08/2020

Nutrient Advantage Laboratory Services

Nutrient Advantage is a trademark of Incitec Pivot Limited
Incitec Pivot Limited - ABN 42 004 080 264
8 South Rd, Werribee Vic 3030
Toll-free: 1800 803 453 Fax: (61 3) 9974 0699
Enquiries: lab.feedback@incitecpivot.com.au

Disclaimer: This analysis report is prepared solely for the client listed above. To the extent permitted by law, Incitec Pivot Limited excludes all liability in connection with this report and, where liability cannot be excluded, limits its liability, at its election, to the re-supply of the analysis services or the cost of the re-supply of such services.

Report Number: 635038

Sample condition on receipt: Suitable for testing.

The results pertain only to the sample submitted.

This document shall not be reproduced except in full.

Analyses performed on soil dried at 40°C and ground to 2mm or less.

^ NATA accreditation does not cover the performance of this service.

Accredited for compliance with ISO/IEC 17025 - Testing.

This results of the tests, calibrations and/or measurements included in this document are traceable to Australian/International standards.

Nutrient Advantage Laboratory Services

Nutrient Advantage is a trademark of Incitec Pivot Limited

Incitec Pivot Limited - ABN 42 004 080 264

8 South Rd, Werribee Vic 3030

Toll-free: 1800 803 453 Fax: (61 3) 9974 0699

Enquiries: lab.feedback@incitecpivot.com.au

Disclaimer: This analysis report is prepared solely for the client listed above. To the extent permitted by law, Incitec Pivot Limited excludes all liability in connection with this report and, where liability cannot be excluded, limits its liability, at its election, to the re-supply of the analysis services or the cost of the re-supply of such services.

SOIL ANALYSIS REPORT

Report Number: 635098

Sustainable Soils Management P/L
PO Box 130
WARREN
NSW 2824



Report Authorised
Paul Kennelly
Laboratory Manager
NATA Accredited Laboratory
Number: 11958

Sample Number: 022071306	Paddock Name: MT03705	Date Received: 2-Sep-2020
Test Code: 2017-083		Date of Report: 27-Oct-2020
Purchase Order No: TPG		
Grower Name: SUSTAINABLE SOIL MANAG		

Analyte	Result	Units	Method Code	Analyte Testing Period
2 hour natural aggregate ^	2			4/09/2020 to 4/09/2020
2 hour remoulded aggregate ^	2			4/09/2020 to 4/09/2020
20 hour natural aggregate ^	2			4/09/2020 to 4/09/2020
20 hour remoulded aggregate ^	3			4/09/2020 to 4/09/2020
Available Potassium ^	440	mg/kg	04-026-ICP8	4/09/2020 to 9/09/2020
Calcium % of Cations	56	%	04-026-ICP8	9/09/2020 to 9/09/2020
Emerson Class ^	8			4/09/2020 to 4/09/2020
Grass Tetany Risk Index ^	0.28		04-026-ICP8	4/09/2020 to 9/09/2020
Magnesium % of Cations	21	%	04-026-ICP8	9/09/2020 to 9/09/2020
Organic Matter (W&B * 1.72) ^	2.3	%	04-054-WCALC	9/09/2020 to 9/09/2020
Potassium % of Cations	22	%	04-026-ICP8	9/09/2020 to 9/09/2020
Slaking ^	1			4/09/2020 to 4/09/2020
Soil Colour	Red-brown		04-042-PHYS	7/09/2020 to 7/09/2020
Soil Texture	Clay Loam		04-042-PHYS	7/09/2020 to 7/09/2020
pH (1:5 CaCl2)	5.0		04-031-PH	3/09/2020 to 4/09/2020
Electrical Conductivity (Sat. Ext.) ^	0.4	dS/m	04-054-WCALC	7/09/2020 to 7/09/2020
Organic Carbon (W&B)	1.31	%	04-018-UV1	7/09/2020 to 9/09/2020
Nitrate Nitrogen	6.6	mg/kg	04-063-FIA3	4/09/2020 to 8/09/2020
Ammonium Nitrogen	5.5	mg/kg	04-063-FIA3	4/09/2020 to 8/09/2020
Sulphur (KCl40)	2.5	mg/kg	04-021-ICP2	4/09/2020 to 7/09/2020
Phosphorus (Colwell)	15	mg/kg	04-013-COL_P	3/09/2020 to 7/09/2020
Phosphorus Buffer Index (PBI-Col)	39		04-020-ICP17	7/09/2020 to 7/09/2020
Potassium (Amm-acet.)	1.1	cmol(+)/kg	04-026-ICP8	4/09/2020 to 9/09/2020
Calcium (Amm-acet.)	2.9	cmol(+)/kg	04-026-ICP8	4/09/2020 to 9/09/2020
Magnesium (Amm-acet.)	1.1	cmol(+)/kg	04-026-ICP8	4/09/2020 to 9/09/2020
Sodium (Amm-acet.)	0.064	cmol(+)/kg	04-026-ICP8	4/09/2020 to 9/09/2020
Aluminium (KCl)	<9.0	mg/kg	04-027-ICP9	7/09/2020 to 8/09/2020
Aluminium (KCl)	<0.10	cmol(+)/kg	04-027-ICP9	7/09/2020 to 8/09/2020
Cation Exchange Capacity (Amm-acet.)	5.26	cmol(+)/kg	04-026-ICP8	9/09/2020 to 9/09/2020
Sodium % of cations	1.2	%	04-026-ICP8	9/09/2020 to 9/09/2020

Nutrient Advantage Laboratory Services

Nutrient Advantage is a trademark of Incitec Pivot Limited
Incitec Pivot Limited - ABN 42 004 080 264
8 South Rd, Werribee Vic 3030
Toll-free: 1800 803 453 Fax: (61 3) 9974 0699
Enquiries: lab.feedback@incitecpivot.com.au

Disclaimer: This analysis report is prepared solely for the client listed above. To the extent permitted by law, Incitec Pivot Limited excludes all liability in connection with this report and, where liability cannot be excluded, limits its liability, at its election, to the re-supply of the analysis services or the cost of the re-supply of such services.

SOIL ANALYSIS REPORT

Report Number: 635098

Sample Number: 022071306	Paddock Name: MT03705	Date Received: 2-Sep-2020
Test Code: 2017-083		Date of Report: 27-Oct-2020
Purchase Order No: TPG		
Grower Name: SUSTAINABLE SOIL MANAG		

Analyte	Result	Units	Method Code	Analyte Testing Period
Aluminium % of Cations	<1	%	04-026-ICP8	9/09/2020 to 9/09/2020
Calcium/Magnesium Ratio	2.6		04-026-ICP8	4/09/2020 to 9/09/2020
pH (1:5 Water)	6.3		04-031-PH	3/09/2020 to 4/09/2020
Electrical Conductivity (1:5 water)	0.05	dS/m	04-031-PH	3/09/2020 to 4/09/2020
Chloride	<10	mg/kg	04-063-FIA3	4/09/2020 to 8/09/2020
Copper (DTPA)	0.65	mg/kg	04-024-ICP6	4/09/2020 to 7/09/2020
Zinc (DTPA)	1.1	mg/kg	04-024-ICP6	4/09/2020 to 7/09/2020
Manganese (DTPA)	38	mg/kg	04-024-ICP6	4/09/2020 to 7/09/2020
Iron (DTPA)	97	mg/kg	04-024-ICP6	4/09/2020 to 7/09/2020
Boron (Hot CaCl ₂)	0.55	mg/kg	04-025-ICP7	7/09/2020 to 8/09/2020
Molybdenum (Hot CaCl ₂) ^	<0.010	mg/kg	04-083-ICP27	8/09/2020 to 9/09/2020
Phosphorus Environmental Risk Index ^	0.38		04-020-ICP17	7/09/2020 to 7/09/2020

Sample condition on receipt: Suitable for testing.

The results pertain only to the sample submitted.

This document shall not be reproduced except in full.

Analyses performed on soil dried at 40°C and ground to 2mm or less.

^ NATA accreditation does not cover the performance of this service.

Accredited for compliance with ISO/IEC 17025 - Testing.

This results of the tests, calibrations and/or measurements included in this document are traceable to Australian/International standards.

Nutrient Advantage Laboratory Services

Nutrient Advantage is a trademark of Incitec Pivot Limited
 Incitec Pivot Limited - ABN 42 004 080 264
 8 South Rd, Werribee Vic 3030
 Toll-free: 1800 803 453 Fax: (61 3) 9974 0699
 Enquiries: lab.feedback@incitecpivot.com.au

Disclaimer: This analysis report is prepared solely for the client listed above. To the extent permitted by law, Incitec Pivot Limited excludes all liability in connection with this report and, where liability cannot be excluded, limits its liability, at its election, to the re-supply of the analysis services or the cost of the re-supply of such services.

SOIL ANALYSIS REPORT

Report Number: 635099

Sustainable Soils Management P/L
 PO Box 130
 WARREN
 NSW 2824



Report Authorised
 Paul Kennelly
 Laboratory Manager
 NATA Accredited Laboratory
 Number: 11958

Sample Number: 022071305	Paddock Name: MT037515	Date Received: 2-Sep-2020
Test Code: 2017-083		Date of Report: 27-Oct-2020
Purchase Order No: TPG		
Grower Name: SUSTAINABLE SOIL MANAG		

Analyte	Result	Units	Method Code	Analyte Testing Period
2 hour natural aggregate ^	2			4/09/2020 to 4/09/2020
2 hour remoulded aggregate ^	4			4/09/2020 to 4/09/2020
20 hour natural aggregate ^	2			4/09/2020 to 4/09/2020
20 hour remoulded aggregate ^	4			4/09/2020 to 4/09/2020
Available Potassium ^	380	mg/kg	04-026-ICP8	4/09/2020 to 9/09/2020
Calcium % of Cations	58	%	04-026-ICP8	9/09/2020 to 9/09/2020
Emerson Class ^	8			4/09/2020 to 4/09/2020
Grass Tetany Risk Index ^	0.25		04-026-ICP8	4/09/2020 to 9/09/2020
Magnesium % of Cations	21	%	04-026-ICP8	9/09/2020 to 9/09/2020
Organic Matter (W&B * 1.72) ^	1.1	%	04-054-WCALC	9/09/2020 to 9/09/2020
Potassium % of Cations	20	%	04-026-ICP8	9/09/2020 to 9/09/2020
Slaking ^	1			4/09/2020 to 4/09/2020
Soil Colour	Red		04-042-PHYS	7/09/2020 to 7/09/2020
Soil Texture	Clay		04-042-PHYS	7/09/2020 to 7/09/2020
pH (1:5 CaCl2)	5.1		04-031-PH	3/09/2020 to 4/09/2020
Electrical Conductivity (Sat. Ext.) ^	0.2	dS/m	04-054-WCALC	7/09/2020 to 7/09/2020
Organic Carbon (W&B)	0.62	%	04-018-UV1	7/09/2020 to 9/09/2020
Nitrate Nitrogen	1.5	mg/kg	04-063-FIA3	4/09/2020 to 8/09/2020
Ammonium Nitrogen	1.5	mg/kg	04-063-FIA3	4/09/2020 to 8/09/2020
Sulphur (KCl40)	1.8	mg/kg	04-021-ICP2	7/09/2020 to 8/09/2020
Phosphorus (Colwell)	<5.0	mg/kg	04-013-COL_P	3/09/2020 to 7/09/2020
Phosphorus Buffer Index (PBI-Col)	50		04-020-ICP17	7/09/2020 to 7/09/2020
Potassium (Amm-acet.)	0.97	cmol(+)/kg	04-026-ICP8	4/09/2020 to 9/09/2020
Calcium (Amm-acet.)	2.9	cmol(+)/kg	04-026-ICP8	4/09/2020 to 9/09/2020
Magnesium (Amm-acet.)	1.0	cmol(+)/kg	04-026-ICP8	4/09/2020 to 9/09/2020
Sodium (Amm-acet.)	0.094	cmol(+)/kg	04-026-ICP8	4/09/2020 to 9/09/2020
Aluminium (KCl)	<9.0	mg/kg	04-027-ICP9	7/09/2020 to 8/09/2020
Aluminium (KCl)	<0.10	cmol(+)/kg	04-027-ICP9	7/09/2020 to 8/09/2020
Cation Exchange Capacity (Amm-acet.)	4.96	cmol(+)/kg	04-026-ICP8	9/09/2020 to 9/09/2020
Sodium % of cations	1.9	%	04-026-ICP8	9/09/2020 to 9/09/2020

Nutrient Advantage Laboratory Services

Nutrient Advantage is a trademark of Incitec Pivot Limited
 Incitec Pivot Limited - ABN 42 004 080 264
 8 South Rd, Werribee Vic 3030
 Toll-free: 1800 803 453 Fax: (61 3) 9974 0699
 Enquiries: lab.feedback@incitecpivot.com.au

Disclaimer: This analysis report is prepared solely for the client listed above. To the extent permitted by law, Incitec Pivot Limited excludes all liability in connection with this report and, where liability cannot be excluded, limits its liability, at its election, to the re-supply of the analysis services or the cost of the re-supply of such services.

SOIL ANALYSIS REPORT

Report Number: 635099

Sample Number: 022071305	Paddock Name: MT037515	Date Received: 2-Sep-2020
Test Code: 2017-083		Date of Report: 27-Oct-2020
Purchase Order No: TPG		
Grower Name: SUSTAINABLE SOIL MANAG		

Analyte	Result	Units	Method Code	Analyte Testing Period
Aluminium % of Cations	<1	%	04-026-ICP8	9/09/2020 to 9/09/2020
Calcium/Magnesium Ratio	2.9		04-026-ICP8	4/09/2020 to 9/09/2020
pH (1:5 Water)	6.5		04-031-PH	3/09/2020 to 4/09/2020
Electrical Conductivity (1:5 water)	0.03	dS/m	04-031-PH	3/09/2020 to 4/09/2020
Chloride	<10	mg/kg	04-063-FIA3	4/09/2020 to 8/09/2020
Copper (DTPA)	0.63	mg/kg	04-024-ICP6	4/09/2020 to 7/09/2020
Zinc (DTPA)	0.14	mg/kg	04-024-ICP6	4/09/2020 to 7/09/2020
Manganese (DTPA)	25	mg/kg	04-024-ICP6	4/09/2020 to 7/09/2020
Iron (DTPA)	33	mg/kg	04-024-ICP6	4/09/2020 to 7/09/2020
Boron (Hot CaCl ₂)	0.51	mg/kg	04-025-ICP7	7/09/2020 to 8/09/2020
Molybdenum (Hot CaCl ₂) ^	<0.010	mg/kg	04-083-ICP27	8/09/2020 to 9/09/2020
Phosphorus Environmental Risk Index ^	0.10		04-020-ICP17	7/09/2020 to 7/09/2020

Sample condition on receipt: Suitable for testing.

The results pertain only to the sample submitted.

This document shall not be reproduced except in full.

Analyses performed on soil dried at 40°C and ground to 2mm or less.

^ NATA accreditation does not cover the performance of this service.

Accredited for compliance with ISO/IEC 17025 - Testing.

This results of the tests, calibrations and/or measurements included in this document are traceable to Australian/International standards.

Nutrient Advantage Laboratory Services

Nutrient Advantage is a trademark of Incitec Pivot Limited
Incitec Pivot Limited - ABN 42 004 080 264
8 South Rd, Werribee Vic 3030
Toll-free: 1800 803 453 Fax: (61 3) 9974 0699
Enquiries: lab.feedback@incitecpivot.com.au

Disclaimer: This analysis report is prepared solely for the client listed above. To the extent permitted by law, Incitec Pivot Limited excludes all liability in connection with this report and, where liability cannot be excluded, limits its liability, at its election, to the re-supply of the analysis services or the cost of the re-supply of such services.

SOIL ANALYSIS REPORT

Report Number: 635100

Sustainable Soils Management P/L
PO Box 130
WARREN
NSW 2824



Report Authorised
Paul Kennelly
Laboratory Manager
NATA Accredited Laboratory
Number: 11958

Sample Number: 022071304	Paddock Name: MT0371530	Date Received: 2-Sep-2020
Test Code: 2017-065		Date of Report: 27-Oct-2020
Purchase Order No: TPG		
Grower Name: SUSTAINABLE SOIL MANAG		

Analyte	Result	Units	Method Code	Analyte Testing Period
2 hour natural aggregate ^	4			4/09/2020 to 4/09/2020
2 hour remoulded aggregate ^	4			4/09/2020 to 4/09/2020
20 hour natural aggregate ^	4			4/09/2020 to 4/09/2020
20 hour remoulded aggregate ^	4			4/09/2020 to 4/09/2020
Available Potassium ^	210	mg/kg	04-026-ICP8	4/09/2020 to 9/09/2020
Calcium % of Cations	40	%	04-026-ICP8	9/09/2020 to 9/09/2020
Emerson Class ^	8			4/09/2020 to 4/09/2020
Grass Tetany Risk Index ^	0.067		04-026-ICP8	4/09/2020 to 9/09/2020
Magnesium % of Cations	47	%	04-026-ICP8	9/09/2020 to 9/09/2020
Potassium % of Cations	5.8	%	04-026-ICP8	9/09/2020 to 9/09/2020
Slaking ^	1			4/09/2020 to 4/09/2020
pH (1:5 CaCl ₂)	6.0		04-031-PH	3/09/2020 to 4/09/2020
Nitrate Nitrogen	1.0	mg/kg	04-063-FIA3	4/09/2020 to 8/09/2020
Ammonium Nitrogen	1.1	mg/kg	04-063-FIA3	4/09/2020 to 8/09/2020
Potassium (Amm-acet.)	0.54	cmol(+)/kg	04-026-ICP8	4/09/2020 to 9/09/2020
Calcium (Amm-acet.)	3.7	cmol(+)/kg	04-026-ICP8	4/09/2020 to 9/09/2020
Magnesium (Amm-acet.)	4.4	cmol(+)/kg	04-026-ICP8	4/09/2020 to 9/09/2020
Sodium (Amm-acet.)	0.63	cmol(+)/kg	04-026-ICP8	4/09/2020 to 9/09/2020
Aluminium (KCl)	<9.0	mg/kg	04-027-ICP9	7/09/2020 to 8/09/2020
Aluminium (KCl)	<0.10	cmol(+)/kg	04-027-ICP9	7/09/2020 to 8/09/2020
Cation Exchange Capacity (Amm-acet.)	9.27	cmol(+)/kg	04-026-ICP8	9/09/2020 to 9/09/2020
Sodium % of cations	6.8	%	04-026-ICP8	9/09/2020 to 9/09/2020
Aluminium % of Cations	<1	%	04-026-ICP8	9/09/2020 to 9/09/2020
Calcium/Magnesium Ratio	0.84		04-026-ICP8	4/09/2020 to 9/09/2020
pH (1:5 Water)	7.6		04-031-PH	3/09/2020 to 4/09/2020
Electrical Conductivity (1:5 water)	0.03	dS/m	04-031-PH	3/09/2020 to 4/09/2020
Chloride	<10	mg/kg	04-063-FIA3	4/09/2020 to 8/09/2020

Nutrient Advantage Laboratory Services

Nutrient Advantage is a trademark of Incitec Pivot Limited
Incitec Pivot Limited - ABN 42 004 080 264
8 South Rd, Werribee Vic 3030
Toll-free: 1800 803 453 Fax: (61 3) 9974 0699
Enquiries: lab.feedback@incitecpivot.com.au

Disclaimer: This analysis report is prepared solely for the client listed above. To the extent permitted by law, Incitec Pivot Limited excludes all liability in connection with this report and, where liability cannot be excluded, limits its liability, at its election, to the re-supply of the analysis services or the cost of the re-supply of such services.

Report Number: 635100

Sample condition on receipt: Suitable for testing.

The results pertain only to the sample submitted.

This document shall not be reproduced except in full.

Analyses performed on soil dried at 40°C and ground to 2mm or less.

^ NATA accreditation does not cover the performance of this service.

Accredited for compliance with ISO/IEC 17025 - Testing.

This results of the tests, calibrations and/or measurements included in this document are traceable to Australian/International standards.

Nutrient Advantage Laboratory Services

Nutrient Advantage is a trademark of Incitec Pivot Limited

Incitec Pivot Limited - ABN 42 004 080 264

8 South Rd, Werribee Vic 3030

Toll-free: 1800 803 453 Fax: (61 3) 9974 0699

Enquiries: lab.feedback@incitecpivot.com.au

Disclaimer: This analysis report is prepared solely for the client listed above. To the extent permitted by law, Incitec Pivot Limited excludes all liability in connection with this report and, where liability cannot be excluded, limits its liability, at its election, to the re-supply of the analysis services or the cost of the re-supply of such services.

SOIL ANALYSIS REPORT

Report Number: 635101

Sustainable Soils Management P/L
PO Box 130
WARREN
NSW 2824



Report Authorised
Paul Kennelly
Laboratory Manager
NATA Accredited Laboratory
Number: 11958

Sample Number: 022071303	Paddock Name: MT0373060	Date Received: 2-Sep-2020
Test Code: 2017-065		Date of Report: 27-Oct-2020
Purchase Order No: TPG		
Grower Name: SUSTAINABLE SOIL MANAG		

Analyte	Result	Units	Method Code	Analyte Testing Period
2 hour natural aggregate ^	1			4/09/2020 to 4/09/2020
2 hour remoulded aggregate ^	4			4/09/2020 to 4/09/2020
20 hour natural aggregate ^	1			4/09/2020 to 4/09/2020
20 hour remoulded aggregate ^	4			4/09/2020 to 4/09/2020
Available Potassium ^	260	mg/kg	04-026-ICP8	4/09/2020 to 9/09/2020
Calcium % of Cations	36	%	04-026-ICP8	9/09/2020 to 9/09/2020
Emerson Class ^	2			4/09/2020 to 4/09/2020
Grass Tetany Risk Index ^	0.065		04-026-ICP8	4/09/2020 to 9/09/2020
Magnesium % of Cations	51	%	04-026-ICP8	9/09/2020 to 9/09/2020
Potassium % of Cations	5.7	%	04-026-ICP8	9/09/2020 to 9/09/2020
Slaking ^	0			4/09/2020 to 4/09/2020
pH (1:5 CaCl2)	7.0		04-031-PH	3/09/2020 to 4/09/2020
Nitrate Nitrogen	1.1	mg/kg	04-063-FIA3	4/09/2020 to 8/09/2020
Ammonium Nitrogen	0.91	mg/kg	04-063-FIA3	4/09/2020 to 8/09/2020
Potassium (Amm-acet.)	0.66	cmol(+)/kg	04-026-ICP8	4/09/2020 to 9/09/2020
Calcium (Amm-acet.)	4.2	cmol(+)/kg	04-026-ICP8	4/09/2020 to 9/09/2020
Magnesium (Amm-acet.)	5.9	cmol(+)/kg	04-026-ICP8	4/09/2020 to 9/09/2020
Sodium (Amm-acet.)	0.87	cmol(+)/kg	04-026-ICP8	4/09/2020 to 9/09/2020
Aluminium (KCl)	<9.0	mg/kg	04-027-ICP9	7/09/2020 to 8/09/2020
Aluminium (KCl)	<0.10	cmol(+)/kg	04-027-ICP9	7/09/2020 to 8/09/2020
Cation Exchange Capacity (Amm-acet.)	11.6	cmol(+)/kg	04-026-ICP8	9/09/2020 to 9/09/2020
Sodium % of cations	7.5	%	04-026-ICP8	9/09/2020 to 9/09/2020
Aluminium % of Cations	<1	%	04-026-ICP8	9/09/2020 to 9/09/2020
Calcium/Magnesium Ratio	0.71		04-026-ICP8	4/09/2020 to 9/09/2020
pH (1:5 Water)	8.4		04-031-PH	3/09/2020 to 4/09/2020
Electrical Conductivity (1:5 water)	0.05	dS/m	04-031-PH	3/09/2020 to 4/09/2020
Chloride	<10	mg/kg	04-063-FIA3	4/09/2020 to 8/09/2020

Nutrient Advantage Laboratory Services

Nutrient Advantage is a trademark of Incitec Pivot Limited
Incitec Pivot Limited - ABN 42 004 080 264
8 South Rd, Werribee Vic 3030
Toll-free: 1800 803 453 Fax: (61 3) 9974 0699
Enquiries: lab.feedback@incitecpivot.com.au

Disclaimer: This analysis report is prepared solely for the client listed above. To the extent permitted by law, Incitec Pivot Limited excludes all liability in connection with this report and, where liability cannot be excluded, limits its liability, at its election, to the re-supply of the analysis services or the cost of the re-supply of such services.

Report Number: 635101

Sample condition on receipt: Suitable for testing.

The results pertain only to the sample submitted.

This document shall not be reproduced except in full.

Analyses performed on soil dried at 40°C and ground to 2mm or less.

^ NATA accreditation does not cover the performance of this service.

Accredited for compliance with ISO/IEC 17025 - Testing.

This results of the tests, calibrations and/or measurements included in this document are traceable to Australian/International standards.

Nutrient Advantage Laboratory Services

Nutrient Advantage is a trademark of Incitec Pivot Limited

Incitec Pivot Limited - ABN 42 004 080 264

8 South Rd, Werribee Vic 3030

Toll-free: 1800 803 453 Fax: (61 3) 9974 0699

Enquiries: lab.feedback@incitecpivot.com.au

Disclaimer: This analysis report is prepared solely for the client listed above. To the extent permitted by law, Incitec Pivot Limited excludes all liability in connection with this report and, where liability cannot be excluded, limits its liability, at its election, to the re-supply of the analysis services or the cost of the re-supply of such services.

SOIL ANALYSIS REPORT

Report Number: 635102

Sustainable Soils Management P/L
PO Box 130
WARREN
NSW 2824



Report Authorised
Paul Kennelly
Laboratory Manager
NATA Accredited Laboratory
Number: 11958

Sample Number: 022071302	Paddock Name: MT03760100	Date Received: 2-Sep-2020
Test Code: 2017-065		Date of Report: 27-Oct-2020
Purchase Order No: TPG		
Grower Name: SUSTAINABLE SOIL MANAG		

Analyte	Result	Units	Method Code	Analyte Testing Period
2 hour natural aggregate ^	1			4/09/2020 to 4/09/2020
2 hour remoulded aggregate ^	4			4/09/2020 to 4/09/2020
20 hour natural aggregate ^	1			4/09/2020 to 4/09/2020
20 hour remoulded aggregate ^	4			4/09/2020 to 4/09/2020
Available Potassium ^	180	mg/kg	04-026-ICP8	4/09/2020 to 9/09/2020
Calcium % of Cations	33	%	04-026-ICP8	9/09/2020 to 9/09/2020
Emerson Class ^	2			4/09/2020 to 4/09/2020
Grass Tetany Risk Index ^	0.078		04-026-ICP8	4/09/2020 to 9/09/2020
Magnesium % of Cations	49	%	04-026-ICP8	9/09/2020 to 9/09/2020
Potassium % of Cations	6.4	%	04-026-ICP8	9/09/2020 to 9/09/2020
Slaking ^	0			4/09/2020 to 4/09/2020
pH (1:5 CaCl ₂)	7.7		04-031-PH	3/09/2020 to 4/09/2020
Nitrate Nitrogen	1.1	mg/kg	04-063-FIA3	4/09/2020 to 8/09/2020
Ammonium Nitrogen	0.76	mg/kg	04-063-FIA3	4/09/2020 to 8/09/2020
Potassium (Amm-acet.)	0.46	cmol(+)/kg	04-026-ICP8	4/09/2020 to 9/09/2020
Calcium (Amm-acet.)	2.4	cmol(+)/kg	04-026-ICP8	4/09/2020 to 9/09/2020
Magnesium (Amm-acet.)	3.5	cmol(+)/kg	04-026-ICP8	4/09/2020 to 9/09/2020
Sodium (Amm-acet.)	0.81	cmol(+)/kg	04-026-ICP8	4/09/2020 to 9/09/2020
Aluminium (KCl)	<9.0	mg/kg	04-027-ICP9	7/09/2020 to 8/09/2020
Aluminium (KCl)	<0.10	cmol(+)/kg	04-027-ICP9	7/09/2020 to 8/09/2020
Cation Exchange Capacity (Amm-acet.)	7.20	cmol(+)/kg	04-026-ICP8	9/09/2020 to 9/09/2020
Sodium % of cations	11	%	04-026-ICP8	9/09/2020 to 9/09/2020
Aluminium % of Cations	<1	%	04-026-ICP8	9/09/2020 to 9/09/2020
Calcium/Magnesium Ratio	0.69		04-026-ICP8	4/09/2020 to 9/09/2020
pH (1:5 Water)	9.2		04-031-PH	3/09/2020 to 4/09/2020
Electrical Conductivity (1:5 water)	0.06	dS/m	04-031-PH	3/09/2020 to 4/09/2020
Chloride	11	mg/kg	04-063-FIA3	4/09/2020 to 8/09/2020

Nutrient Advantage Laboratory Services

Nutrient Advantage is a trademark of Incitec Pivot Limited
Incitec Pivot Limited - ABN 42 004 080 264
8 South Rd, Werribee Vic 3030
Toll-free: 1800 803 453 Fax: (61 3) 9974 0699
Enquiries: lab.feedback@incitecpivot.com.au

Disclaimer: This analysis report is prepared solely for the client listed above. To the extent permitted by law, Incitec Pivot Limited excludes all liability in connection with this report and, where liability cannot be excluded, limits its liability, at its election, to the re-supply of the analysis services or the cost of the re-supply of such services.

Report Number: 635102

Sample condition on receipt: Suitable for testing.

The results pertain only to the sample submitted.

This document shall not be reproduced except in full.

Analyses performed on soil dried at 40°C and ground to 2mm or less.

^ NATA accreditation does not cover the performance of this service.

Accredited for compliance with ISO/IEC 17025 - Testing.

This results of the tests, calibrations and/or measurements included in this document are traceable to Australian/International standards.

Nutrient Advantage Laboratory Services

Nutrient Advantage is a trademark of Incitec Pivot Limited

Incitec Pivot Limited - ABN 42 004 080 264

8 South Rd, Werribee Vic 3030

Toll-free: 1800 803 453 Fax: (61 3) 9974 0699

Enquiries: lab.feedback@incitecpivot.com.au

Disclaimer: This analysis report is prepared solely for the client listed above. To the extent permitted by law, Incitec Pivot Limited excludes all liability in connection with this report and, where liability cannot be excluded, limits its liability, at its election, to the re-supply of the analysis services or the cost of the re-supply of such services.

SOIL ANALYSIS REPORT

Report Number: 635103

Sustainable Soils Management P/L
PO Box 130
WARREN
NSW 2824



Report Authorised
Paul Kennelly
Laboratory Manager
NATA Accredited Laboratory
Number: 11958

Sample Number: 022071301	Paddock Name: MT03805	Date Received: 2-Sep-2020
Test Code: 2017-083		Date of Report: 27-Oct-2020
Purchase Order No: TPG		
Grower Name: SUSTAINABLE SOIL MANAG		

Analyte	Result	Units	Method Code	Analyte Testing Period
2 hour natural aggregate ^	1			4/09/2020 to 4/09/2020
2 hour remoulded aggregate ^	2			4/09/2020 to 4/09/2020
20 hour natural aggregate ^	2			4/09/2020 to 4/09/2020
20 hour remoulded aggregate ^	2			4/09/2020 to 4/09/2020
Available Potassium ^	280	mg/kg	04-026-ICP8	4/09/2020 to 9/09/2020
Calcium % of Cations	50	%	04-026-ICP8	9/09/2020 to 9/09/2020
Emerson Class ^	8			4/09/2020 to 4/09/2020
Grass Tetany Risk Index ^	0.26		04-026-ICP8	4/09/2020 to 9/09/2020
Magnesium % of Cations	25	%	04-026-ICP8	9/09/2020 to 9/09/2020
Organic Matter (W&B * 1.72) ^	1.9	%	04-054-WCALC	9/09/2020 to 9/09/2020
Potassium % of Cations	19	%	04-026-ICP8	9/09/2020 to 9/09/2020
Slaking ^	1			4/09/2020 to 4/09/2020
Soil Colour	Red-brown		04-042-PHYS	7/09/2020 to 7/09/2020
Soil Texture	Clay Loam		04-042-PHYS	7/09/2020 to 7/09/2020
pH (1:5 CaCl2)	4.7		04-031-PH	3/09/2020 to 4/09/2020
Electrical Conductivity (Sat. Ext.) ^	0.3	dS/m	04-054-WCALC	7/09/2020 to 7/09/2020
Organic Carbon (W&B)	1.10	%	04-018-UV1	7/09/2020 to 9/09/2020
Nitrate Nitrogen	8.9	mg/kg	04-063-FIA3	4/09/2020 to 8/09/2020
Ammonium Nitrogen	6.6	mg/kg	04-063-FIA3	4/09/2020 to 8/09/2020
Sulphur (KCl40)	1.8	mg/kg	04-021-ICP2	7/09/2020 to 8/09/2020
Phosphorus (Colwell)	6.2	mg/kg	04-013-COL_P	3/09/2020 to 7/09/2020
Phosphorus Buffer Index (PBI-Col)	45		04-020-ICP17	7/09/2020 to 7/09/2020
Potassium (Amm-acet.)	0.72	cmol(+)/kg	04-026-ICP8	4/09/2020 to 9/09/2020
Calcium (Amm-acet.)	1.9	cmol(+)/kg	04-026-ICP8	4/09/2020 to 9/09/2020
Magnesium (Amm-acet.)	0.92	cmol(+)/kg	04-026-ICP8	4/09/2020 to 9/09/2020
Sodium (Amm-acet.)	0.051	cmol(+)/kg	04-026-ICP8	4/09/2020 to 9/09/2020
Aluminium (KCl)	16	mg/kg	04-027-ICP9	7/09/2020 to 8/09/2020
Aluminium (KCl)	0.18	cmol(+)/kg	04-027-ICP9	7/09/2020 to 8/09/2020
Cation Exchange Capacity (Amm-acet.)	3.75	cmol(+)/kg	04-026-ICP8	9/09/2020 to 9/09/2020
Sodium % of cations	1.3	%	04-026-ICP8	9/09/2020 to 9/09/2020

Nutrient Advantage Laboratory Services

Nutrient Advantage is a trademark of Incitec Pivot Limited
Incitec Pivot Limited - ABN 42 004 080 264
8 South Rd, Werribee Vic 3030
Toll-free: 1800 803 453 Fax: (61 3) 9974 0699
Enquiries: lab.feedback@incitecpivot.com.au

Disclaimer: This analysis report is prepared solely for the client listed above. To the extent permitted by law, Incitec Pivot Limited excludes all liability in connection with this report and, where liability cannot be excluded, limits its liability, at its election, to the re-supply of the analysis services or the cost of the re-supply of such services.

SOIL ANALYSIS REPORT

Report Number: 635103

Sample Number: 022071301	Paddock Name: MT03805	Date Received: 2-Sep-2020
Test Code: 2017-083		Date of Report: 27-Oct-2020
Purchase Order No: TPG		
Grower Name: SUSTAINABLE SOIL MANAG		

Analyte	Result	Units	Method Code	Analyte Testing Period
Aluminium % of Cations	4.8	%	04-026-ICP8	9/09/2020 to 9/09/2020
Calcium/Magnesium Ratio	2.1		04-026-ICP8	4/09/2020 to 9/09/2020
pH (1:5 Water)	5.8		04-031-PH	3/09/2020 to 4/09/2020
Electrical Conductivity (1:5 water)	0.04	dS/m	04-031-PH	3/09/2020 to 4/09/2020
Chloride	<10	mg/kg	04-063-FIA3	4/09/2020 to 8/09/2020
Copper (DTPA)	0.56	mg/kg	04-024-ICP6	4/09/2020 to 7/09/2020
Zinc (DTPA)	0.72	mg/kg	04-024-ICP6	4/09/2020 to 7/09/2020
Manganese (DTPA)	28	mg/kg	04-024-ICP6	4/09/2020 to 7/09/2020
Iron (DTPA)	64	mg/kg	04-024-ICP6	4/09/2020 to 7/09/2020
Boron (Hot CaCl ₂)	0.45	mg/kg	04-025-ICP7	7/09/2020 to 8/09/2020
Molybdenum (Hot CaCl ₂) ^	<0.010	mg/kg	04-083-ICP27	8/09/2020 to 9/09/2020
Phosphorus Environmental Risk Index ^	0.14		04-020-ICP17	7/09/2020 to 7/09/2020

Sample condition on receipt: Suitable for testing.

The results pertain only to the sample submitted.

This document shall not be reproduced except in full.

Analyses performed on soil dried at 40°C and ground to 2mm or less.

^ NATA accreditation does not cover the performance of this service.

Accredited for compliance with ISO/IEC 17025 - Testing.

This results of the tests, calibrations and/or measurements included in this document are traceable to Australian/International standards.

Nutrient Advantage Laboratory Services

Nutrient Advantage is a trademark of Incitec Pivot Limited
Incitec Pivot Limited - ABN 42 004 080 264
8 South Rd, Werribee Vic 3030
Toll-free: 1800 803 453 Fax: (61 3) 9974 0699
Enquiries: lab.feedback@incitecpivot.com.au

Disclaimer: This analysis report is prepared solely for the client listed above. To the extent permitted by law, Incitec Pivot Limited excludes all liability in connection with this report and, where liability cannot be excluded, limits its liability, at its election, to the re-supply of the analysis services or the cost of the re-supply of such services.

SOIL ANALYSIS REPORT

Report Number: 635104

Sustainable Soils Management P/L
PO Box 130
WARREN
NSW 2824



Report Authorised
Paul Kennelly
Laboratory Manager
NATA Accredited Laboratory
Number: 11958

Sample Number: 022071300	Paddock Name: MT038515	Date Received: 2-Sep-2020
Test Code: 2017-083		Date of Report: 27-Oct-2020
Purchase Order No: TPG		
Grower Name: SUSTAINABLE SOIL MANAG		

Analyte	Result	Units	Method Code	Analyte Testing Period
2 hour natural aggregate ^	2			4/09/2020 to 4/09/2020
2 hour remoulded aggregate ^	3			4/09/2020 to 4/09/2020
20 hour natural aggregate ^	2			4/09/2020 to 4/09/2020
20 hour remoulded aggregate ^	3			4/09/2020 to 4/09/2020
Available Potassium ^	210	mg/kg	04-026-ICP8	4/09/2020 to 9/09/2020
Calcium % of Cations	55	%	04-026-ICP8	9/09/2020 to 9/09/2020
Emerson Class ^	8			4/09/2020 to 4/09/2020
Grass Tetany Risk Index ^	0.20		04-026-ICP8	4/09/2020 to 9/09/2020
Magnesium % of Cations	24	%	04-026-ICP8	9/09/2020 to 9/09/2020
Organic Matter (W&B * 1.72) ^	0.83	%	04-054-WCALC	9/09/2020 to 9/09/2020
Potassium % of Cations	16	%	04-026-ICP8	9/09/2020 to 9/09/2020
Slaking ^	1			4/09/2020 to 4/09/2020
Soil Colour	Red		04-042-PHYS	7/09/2020 to 7/09/2020
Soil Texture	Clay Loam		04-042-PHYS	7/09/2020 to 7/09/2020
pH (1:5 CaCl2)	4.8		04-031-PH	3/09/2020 to 4/09/2020
Electrical Conductivity (Sat. Ext.) ^	0.2	dS/m	04-054-WCALC	7/09/2020 to 7/09/2020
Organic Carbon (W&B)	0.48	%	04-018-UV1	7/09/2020 to 9/09/2020
Nitrate Nitrogen	2.3	mg/kg	04-063-FIA3	4/09/2020 to 8/09/2020
Ammonium Nitrogen	1.8	mg/kg	04-063-FIA3	4/09/2020 to 8/09/2020
Sulphur (KCl40)	<1.0	mg/kg	04-021-ICP2	7/09/2020 to 8/09/2020
Phosphorus (Colwell)	<5.0	mg/kg	04-013-COL_P	3/09/2020 to 7/09/2020
Phosphorus Buffer Index (PBI-Col)	43		04-020-ICP17	7/09/2020 to 7/09/2020
Potassium (Amm-acet.)	0.54	cmol(+)/kg	04-026-ICP8	4/09/2020 to 9/09/2020
Calcium (Amm-acet.)	1.9	cmol(+)/kg	04-026-ICP8	4/09/2020 to 9/09/2020
Magnesium (Amm-acet.)	0.81	cmol(+)/kg	04-026-ICP8	4/09/2020 to 9/09/2020
Sodium (Amm-acet.)	0.057	cmol(+)/kg	04-026-ICP8	4/09/2020 to 9/09/2020
Aluminium (KCl)	13	mg/kg	04-027-ICP9	7/09/2020 to 8/09/2020
Aluminium (KCl)	0.15	cmol(+)/kg	04-027-ICP9	7/09/2020 to 8/09/2020
Cation Exchange Capacity (Amm-acet.)	3.45	cmol(+)/kg	04-026-ICP8	9/09/2020 to 9/09/2020
Sodium % of cations	1.6	%	04-026-ICP8	9/09/2020 to 9/09/2020

Nutrient Advantage Laboratory Services

Nutrient Advantage is a trademark of Incitec Pivot Limited
Incitec Pivot Limited - ABN 42 004 080 264
8 South Rd, Werribee Vic 3030
Toll-free: 1800 803 453 Fax: (61 3) 9974 0699
Enquiries: lab.feedback@incitecpivot.com.au

Disclaimer: This analysis report is prepared solely for the client listed above. To the extent permitted by law, Incitec Pivot Limited excludes all liability in connection with this report and, where liability cannot be excluded, limits its liability, at its election, to the re-supply of the analysis services or the cost of the re-supply of such services.

SOIL ANALYSIS REPORT

Report Number: 635104

Sample Number: 022071300	Paddock Name: MT038515	Date Received: 2-Sep-2020
Test Code: 2017-083		Date of Report: 27-Oct-2020
Purchase Order No: TPG		
Grower Name: SUSTAINABLE SOIL MANAG		

Analyte	Result	Units	Method Code	Analyte Testing Period
Aluminium % of Cations	4.3	%	04-026-ICP8	9/09/2020 to 9/09/2020
Calcium/Magnesium Ratio	2.3		04-026-ICP8	4/09/2020 to 9/09/2020
pH (1:5 Water)	6.3		04-031-PH	3/09/2020 to 4/09/2020
Electrical Conductivity (1:5 water)	0.02	dS/m	04-031-PH	3/09/2020 to 4/09/2020
Chloride	<10	mg/kg	04-063-FIA3	4/09/2020 to 8/09/2020
Copper (DTPA)	0.57	mg/kg	04-024-ICP6	4/09/2020 to 7/09/2020
Zinc (DTPA)	0.053	mg/kg	04-024-ICP6	4/09/2020 to 7/09/2020
Manganese (DTPA)	26	mg/kg	04-024-ICP6	4/09/2020 to 7/09/2020
Iron (DTPA)	23	mg/kg	04-024-ICP6	4/09/2020 to 7/09/2020
Boron (Hot CaCl ₂)	0.35	mg/kg	04-025-ICP7	7/09/2020 to 8/09/2020
Molybdenum (Hot CaCl ₂) ^	<0.010	mg/kg	04-083-ICP27	8/09/2020 to 9/09/2020
Phosphorus Environmental Risk Index ^	0.12		04-020-ICP17	7/09/2020 to 7/09/2020

Sample condition on receipt: Suitable for testing.

The results pertain only to the sample submitted.

This document shall not be reproduced except in full.

Analyses performed on soil dried at 40°C and ground to 2mm or less.

^ NATA accreditation does not cover the performance of this service.

Accredited for compliance with ISO/IEC 17025 - Testing.

This results of the tests, calibrations and/or measurements included in this document are traceable to Australian/International standards.

Nutrient Advantage Laboratory Services

Nutrient Advantage is a trademark of Incitec Pivot Limited
Incitec Pivot Limited - ABN 42 004 080 264
8 South Rd, Werribee Vic 3030
Toll-free: 1800 803 453 Fax: (61 3) 9974 0699
Enquiries: lab.feedback@incitecpivot.com.au

Disclaimer: This analysis report is prepared solely for the client listed above. To the extent permitted by law, Incitec Pivot Limited excludes all liability in connection with this report and, where liability cannot be excluded, limits its liability, at its election, to the re-supply of the analysis services or the cost of the re-supply of such services.

SOIL ANALYSIS REPORT

Report Number: 635105

Sustainable Soils Management P/L
PO Box 130
WARREN
NSW 2824



Report Authorised
Paul Kennelly
Laboratory Manager
NATA Accredited Laboratory
Number: 11958

Sample Number: 022071299	Paddock Name: MT0381530	Date Received: 2-Sep-2020
Test Code: 2017-065		Date of Report: 27-Oct-2020
Purchase Order No: TPG		
Grower Name: SUSTAINABLE SOIL MANAG		

Analyte	Result	Units	Method Code	Analyte Testing Period
2 hour natural aggregate ^	2			4/09/2020 to 4/09/2020
2 hour remoulded aggregate ^	4			4/09/2020 to 4/09/2020
20 hour natural aggregate ^	2			4/09/2020 to 4/09/2020
20 hour remoulded aggregate ^	4			4/09/2020 to 4/09/2020
Available Potassium ^	150	mg/kg	04-026-ICP8	4/09/2020 to 9/09/2020
Calcium % of Cations	34	%	04-026-ICP8	9/09/2020 to 9/09/2020
Emerson Class ^	8			4/09/2020 to 4/09/2020
Grass Tetany Risk Index ^	0.081		04-026-ICP8	4/09/2020 to 9/09/2020
Magnesium % of Cations	50	%	04-026-ICP8	9/09/2020 to 9/09/2020
Potassium % of Cations	6.7	%	04-026-ICP8	9/09/2020 to 9/09/2020
Slaking ^	1			4/09/2020 to 4/09/2020
pH (1:5 CaCl2)	5.7		04-031-PH	3/09/2020 to 4/09/2020
Nitrate Nitrogen	0.90	mg/kg	04-063-FIA3	4/09/2020 to 8/09/2020
Ammonium Nitrogen	1.2	mg/kg	04-063-FIA3	4/09/2020 to 8/09/2020
Potassium (Amm-acet.)	0.39	cmol(+)/kg	04-026-ICP8	4/09/2020 to 9/09/2020
Calcium (Amm-acet.)	1.9	cmol(+)/kg	04-026-ICP8	4/09/2020 to 9/09/2020
Magnesium (Amm-acet.)	2.9	cmol(+)/kg	04-026-ICP8	4/09/2020 to 9/09/2020
Sodium (Amm-acet.)	0.55	cmol(+)/kg	04-026-ICP8	4/09/2020 to 9/09/2020
Aluminium (KCl)	<9.0	mg/kg	04-027-ICP9	7/09/2020 to 8/09/2020
Aluminium (KCl)	<0.10	cmol(+)/kg	04-027-ICP9	7/09/2020 to 8/09/2020
Cation Exchange Capacity (Amm-acet.)	5.76	cmol(+)/kg	04-026-ICP8	9/09/2020 to 9/09/2020
Sodium % of cations	9.6	%	04-026-ICP8	9/09/2020 to 9/09/2020
Aluminium % of Cations	<1	%	04-026-ICP8	9/09/2020 to 9/09/2020
Calcium/Magnesium Ratio	0.66		04-026-ICP8	4/09/2020 to 9/09/2020
pH (1:5 Water)	7.3		04-031-PH	3/09/2020 to 4/09/2020
Electrical Conductivity (1:5 water)	0.03	dS/m	04-031-PH	3/09/2020 to 4/09/2020
Chloride	<10	mg/kg	04-063-FIA3	4/09/2020 to 8/09/2020

Nutrient Advantage Laboratory Services

Nutrient Advantage is a trademark of Incitec Pivot Limited
Incitec Pivot Limited - ABN 42 004 080 264
8 South Rd, Werribee Vic 3030
Toll-free: 1800 803 453 Fax: (61 3) 9974 0699
Enquiries: lab.feedback@incitecpivot.com.au

Disclaimer: This analysis report is prepared solely for the client listed above. To the extent permitted by law, Incitec Pivot Limited excludes all liability in connection with this report and, where liability cannot be excluded, limits its liability, at its election, to the re-supply of the analysis services or the cost of the re-supply of such services.

Report Number: 635105

Sample condition on receipt: Suitable for testing.

The results pertain only to the sample submitted.

This document shall not be reproduced except in full.

Analyses performed on soil dried at 40°C and ground to 2mm or less.

^ NATA accreditation does not cover the performance of this service.

Accredited for compliance with ISO/IEC 17025 - Testing.

This results of the tests, calibrations and/or measurements included in this document are traceable to Australian/International standards.

Nutrient Advantage Laboratory Services

Nutrient Advantage is a trademark of Incitec Pivot Limited

Incitec Pivot Limited - ABN 42 004 080 264

8 South Rd, Werribee Vic 3030

Toll-free: 1800 803 453 Fax: (61 3) 9974 0699

Enquiries: lab.feedback@incitecpivot.com.au

Disclaimer: This analysis report is prepared solely for the client listed above. To the extent permitted by law, Incitec Pivot Limited excludes all liability in connection with this report and, where liability cannot be excluded, limits its liability, at its election, to the re-supply of the analysis services or the cost of the re-supply of such services.

SOIL ANALYSIS REPORT

Report Number: 635106

Sustainable Soils Management P/L
PO Box 130
WARREN
NSW 2824



Report Authorised
Paul Kennelly
Laboratory Manager
NATA Accredited Laboratory
Number: 11958

Sample Number: 022071298	Paddock Name: MT0383060	Date Received: 2-Sep-2020
Test Code: 2017-065		Date of Report: 27-Oct-2020
Purchase Order No: TPG		
Grower Name: SUSTAINABLE SOIL MANAG		

Analyte	Result	Units	Method Code	Analyte Testing Period
2 hour natural aggregate ^	3			4/09/2020 to 4/09/2020
2 hour remoulded aggregate ^	4			4/09/2020 to 4/09/2020
20 hour natural aggregate ^	3			4/09/2020 to 4/09/2020
20 hour remoulded aggregate ^	4			4/09/2020 to 4/09/2020
Available Potassium ^	200	mg/kg	04-026-ICP8	4/09/2020 to 9/09/2020
Calcium % of Cations	29	%	04-026-ICP8	9/09/2020 to 9/09/2020
Emerson Class ^	8			4/09/2020 to 4/09/2020
Grass Tetany Risk Index ^	0.065		04-026-ICP8	4/09/2020 to 9/09/2020
Magnesium % of Cations	54	%	04-026-ICP8	9/09/2020 to 9/09/2020
Potassium % of Cations	5.4	%	04-026-ICP8	9/09/2020 to 9/09/2020
Slaking ^	1			4/09/2020 to 4/09/2020
pH (1:5 CaCl2)	6.1		04-031-PH	3/09/2020 to 4/09/2020
Nitrate Nitrogen	0.57	mg/kg	04-063-FIA3	4/09/2020 to 8/09/2020
Ammonium Nitrogen	1.1	mg/kg	04-063-FIA3	4/09/2020 to 8/09/2020
Potassium (Amm-acet.)	0.50	cmol(+)/kg	04-026-ICP8	4/09/2020 to 9/09/2020
Calcium (Amm-acet.)	2.7	cmol(+)/kg	04-026-ICP8	4/09/2020 to 9/09/2020
Magnesium (Amm-acet.)	5.0	cmol(+)/kg	04-026-ICP8	4/09/2020 to 9/09/2020
Sodium (Amm-acet.)	1.1	cmol(+)/kg	04-026-ICP8	4/09/2020 to 9/09/2020
Aluminium (KCl)	<9.0	mg/kg	04-027-ICP9	7/09/2020 to 8/09/2020
Aluminium (KCl)	<0.10	cmol(+)/kg	04-027-ICP9	7/09/2020 to 8/09/2020
Cation Exchange Capacity (Amm-acet.)	9.37	cmol(+)/kg	04-026-ICP8	9/09/2020 to 9/09/2020
Sodium % of cations	12	%	04-026-ICP8	9/09/2020 to 9/09/2020
Aluminium % of Cations	<1	%	04-026-ICP8	9/09/2020 to 9/09/2020
Calcium/Magnesium Ratio	0.54		04-026-ICP8	4/09/2020 to 9/09/2020
pH (1:5 Water)	7.7		04-031-PH	3/09/2020 to 4/09/2020
Electrical Conductivity (1:5 water)	0.04	dS/m	04-031-PH	3/09/2020 to 4/09/2020
Chloride	11	mg/kg	04-063-FIA3	4/09/2020 to 8/09/2020

Nutrient Advantage Laboratory Services

Nutrient Advantage is a trademark of Incitec Pivot Limited
Incitec Pivot Limited - ABN 42 004 080 264
8 South Rd, Werribee Vic 3030
Toll-free: 1800 803 453 Fax: (61 3) 9974 0699
Enquiries: lab.feedback@incitecpivot.com.au

Disclaimer: This analysis report is prepared solely for the client listed above. To the extent permitted by law, Incitec Pivot Limited excludes all liability in connection with this report and, where liability cannot be excluded, limits its liability, at its election, to the re-supply of the analysis services or the cost of the re-supply of such services.

Report Number: 635106

Sample condition on receipt: Suitable for testing.

The results pertain only to the sample submitted.

This document shall not be reproduced except in full.

Analyses performed on soil dried at 40°C and ground to 2mm or less.

^ NATA accreditation does not cover the performance of this service.

Accredited for compliance with ISO/IEC 17025 - Testing.

This results of the tests, calibrations and/or measurements included in this document are traceable to Australian/International standards.

Nutrient Advantage Laboratory Services

Nutrient Advantage is a trademark of Incitec Pivot Limited

Incitec Pivot Limited - ABN 42 004 080 264

8 South Rd, Werribee Vic 3030

Toll-free: 1800 803 453 Fax: (61 3) 9974 0699

Enquiries: lab.feedback@incitecpivot.com.au

Disclaimer: This analysis report is prepared solely for the client listed above. To the extent permitted by law, Incitec Pivot Limited excludes all liability in connection with this report and, where liability cannot be excluded, limits its liability, at its election, to the re-supply of the analysis services or the cost of the re-supply of such services.

SOIL ANALYSIS REPORT

Report Number: 635107

This report supersedes Report Number 634009

Sustainable Soils Management P/L
PO Box 130
WARREN
NSW 2824



Report Authorised
Paul Kennelly
Laboratory Manager
NATA Accredited Laboratory
Number: 11958

Sample Number: 022071297	Paddock Name: MT03860100	Date Received: 2-Sep-2020
Test Code: 2017-065		Date of Report: 27-Oct-2020
Purchase Order No: TPG		
Grower Name: SUSTAINABLE SOIL MANAG		

Analyte	Result	Units	Method Code	Analyte Testing Period
2 hour natural aggregate ^	1			4/09/2020 to 4/09/2020
2 hour remoulded aggregate ^	4			4/09/2020 to 4/09/2020
20 hour natural aggregate ^	1			4/09/2020 to 4/09/2020
20 hour remoulded aggregate ^	4			4/09/2020 to 4/09/2020
Available Potassium ^	260	mg/kg	04-026-ICP8	4/09/2020 to 9/09/2020
Calcium % of Cations	26	%	04-026-ICP8	9/09/2020 to 9/09/2020
Emerson Class ^	2			4/09/2020 to 4/09/2020
Grass Tetany Risk Index ^	0.060		04-026-ICP8	4/09/2020 to 9/09/2020
Magnesium % of Cations	55	%	04-026-ICP8	9/09/2020 to 9/09/2020
Potassium % of Cations	4.9	%	04-026-ICP8	9/09/2020 to 9/09/2020
Slaking ^	0			4/09/2020 to 4/09/2020
pH (1:5 CaCl2)	7.1		04-031-PH	3/09/2020 to 4/09/2020
Nitrate Nitrogen	0.88	mg/kg	04-063-FIA3	4/09/2020 to 8/09/2020
Ammonium Nitrogen	0.80	mg/kg	04-063-FIA3	4/09/2020 to 8/09/2020
Potassium (Amm-acet.)	0.65	cmol(+)/kg	04-026-ICP8	4/09/2020 to 9/09/2020
Calcium (Amm-acet.)	3.5	cmol(+)/kg	04-026-ICP8	4/09/2020 to 9/09/2020
Magnesium (Amm-acet.)	7.3	cmol(+)/kg	04-026-ICP8	4/09/2020 to 9/09/2020
Sodium (Amm-acet.)	2.0	cmol(+)/kg	04-026-ICP8	4/09/2020 to 9/09/2020
Aluminium (KCl)	<9.0	mg/kg	04-027-ICP9	7/09/2020 to 8/09/2020
Aluminium (KCl)	<0.10	cmol(+)/kg	04-027-ICP9	7/09/2020 to 8/09/2020
Cation Exchange Capacity (Amm-acet.)	13.4	cmol(+)/kg	04-026-ICP8	9/09/2020 to 9/09/2020
Sodium % of cations	15	%	04-026-ICP8	9/09/2020 to 9/09/2020
Aluminium % of Cations	<1	%	04-026-ICP8	9/09/2020 to 9/09/2020
Calcium/Magnesium Ratio	0.48		04-026-ICP8	4/09/2020 to 9/09/2020
pH (1:5 Water)	8.5		04-031-PH	3/09/2020 to 4/09/2020
Electrical Conductivity (1:5 water)	0.09	dS/m	04-031-PH	3/09/2020 to 4/09/2020
Chloride	19	mg/kg	04-063-FIA3	4/09/2020 to 8/09/2020

Nutrient Advantage Laboratory Services

Nutrient Advantage is a trademark of Incitec Pivot Limited
Incitec Pivot Limited - ABN 42 004 080 264
8 South Rd, Werribee Vic 3030
Toll-free: 1800 803 453 Fax: (61 3) 9974 0699
Enquiries: lab.feedback@incitecpivot.com.au

Disclaimer: This analysis report is prepared solely for the client listed above. To the extent permitted by law, Incitec Pivot Limited excludes all liability in connection with this report and, where liability cannot be excluded, limits its liability, at its election, to the re-supply of the analysis services or the cost of the re-supply of such services.

Report Number: 635107

Sample condition on receipt: Suitable for testing.

The results pertain only to the sample submitted.

This document shall not be reproduced except in full.

Analyses performed on soil dried at 40°C and ground to 2mm or less.

^ NATA accreditation does not cover the performance of this service.

Accredited for compliance with ISO/IEC 17025 - Testing.

This results of the tests, calibrations and/or measurements included in this document are traceable to Australian/International standards.

Nutrient Advantage Laboratory Services

Nutrient Advantage is a trademark of Incitec Pivot Limited

Incitec Pivot Limited - ABN 42 004 080 264

8 South Rd, Werribee Vic 3030

Toll-free: 1800 803 453 Fax: (61 3) 9974 0699

Enquiries: lab.feedback@incitecpivot.com.au

Disclaimer: This analysis report is prepared solely for the client listed above. To the extent permitted by law, Incitec Pivot Limited excludes all liability in connection with this report and, where liability cannot be excluded, limits its liability, at its election, to the re-supply of the analysis services or the cost of the re-supply of such services.

SOIL ANALYSIS REPORT

Report Number: 635108

Sustainable Soils Management P/L
PO Box 130
WARREN
NSW 2824



Report Authorised
Paul Kennelly
Laboratory Manager
NATA Accredited Laboratory
Number: 11958

Sample Number: 022072000	Paddock Name: MT03905	Date Received: 2-Sep-2020
Test Code: 2017-083		Date of Report: 27-Oct-2020
Purchase Order No: TPG		
Grower Name: SUSTAINABLE SOIL MANAG		

Analyte	Result	Units	Method Code	Analyte Testing Period
2 hour natural aggregate ^	3			4/09/2020 to 4/09/2020
2 hour remoulded aggregate ^	4			4/09/2020 to 4/09/2020
20 hour natural aggregate ^	3			4/09/2020 to 4/09/2020
20 hour remoulded aggregate ^	4			4/09/2020 to 4/09/2020
Available Potassium ^	560	mg/kg	04-026-ICP8	4/09/2020 to 9/09/2020
Calcium % of Cations	64	%	04-026-ICP8	9/09/2020 to 9/09/2020
Emerson Class ^	2			4/09/2020 to 4/09/2020
Grass Tetany Risk Index ^	0.22		04-026-ICP8	4/09/2020 to 9/09/2020
Magnesium % of Cations	17	%	04-026-ICP8	9/09/2020 to 9/09/2020
Organic Matter (W&B * 1.72) ^	2.0	%	04-054-WCALC	9/09/2020 to 9/09/2020
Potassium % of Cations	18	%	04-026-ICP8	9/09/2020 to 9/09/2020
Slaking ^	0			4/09/2020 to 4/09/2020
Soil Colour	Red-brown		04-042-PHYS	7/09/2020 to 7/09/2020
Soil Texture	Clay		04-042-PHYS	7/09/2020 to 7/09/2020
pH (1:5 CaCl2)	5.3		04-031-PH	3/09/2020 to 4/09/2020
Electrical Conductivity (Sat. Ext.) ^	0.2	dS/m	04-054-WCALC	7/09/2020 to 7/09/2020
Organic Carbon (W&B)	1.17	%	04-018-UV1	7/09/2020 to 9/09/2020
Nitrate Nitrogen	2.6	mg/kg	04-063-FIA3	4/09/2020 to 8/09/2020
Ammonium Nitrogen	2.0	mg/kg	04-063-FIA3	4/09/2020 to 8/09/2020
Sulphur (KCl40)	2.6	mg/kg	04-021-ICP2	7/09/2020 to 8/09/2020
Phosphorus (Colwell)	8.7	mg/kg	04-013-COL_P	3/09/2020 to 7/09/2020
Phosphorus Buffer Index (PBI-Col)	44		04-020-ICP17	7/09/2020 to 7/09/2020
Potassium (Amm-acet.)	1.4	cmol(+)/kg	04-026-ICP8	4/09/2020 to 9/09/2020
Calcium (Amm-acet.)	5.0	cmol(+)/kg	04-026-ICP8	4/09/2020 to 9/09/2020
Magnesium (Amm-acet.)	1.3	cmol(+)/kg	04-026-ICP8	4/09/2020 to 9/09/2020
Sodium (Amm-acet.)	0.087	cmol(+)/kg	04-026-ICP8	4/09/2020 to 9/09/2020
Aluminium (KCl)	<9.0	mg/kg	04-027-ICP9	7/09/2020 to 8/09/2020
Aluminium (KCl)	<0.10	cmol(+)/kg	04-027-ICP9	7/09/2020 to 8/09/2020
Cation Exchange Capacity (Amm-acet.)	7.80	cmol(+)/kg	04-026-ICP8	9/09/2020 to 9/09/2020
Sodium % of cations	1.1	%	04-026-ICP8	9/09/2020 to 9/09/2020

Nutrient Advantage Laboratory Services

Nutrient Advantage is a trademark of Incitec Pivot Limited
Incitec Pivot Limited - ABN 42 004 080 264
8 South Rd, Werribee Vic 3030
Toll-free: 1800 803 453 Fax: (61 3) 9974 0699
Enquiries: lab.feedback@incitecpivot.com.au

Disclaimer: This analysis report is prepared solely for the client listed above. To the extent permitted by law, Incitec Pivot Limited excludes all liability in connection with this report and, where liability cannot be excluded, limits its liability, at its election, to the re-supply of the analysis services or the cost of the re-supply of such services.

SOIL ANALYSIS REPORT

Report Number: 635108

Sample Number: 022072000	Paddock Name: MT03905	Date Received: 2-Sep-2020
Test Code: 2017-083		Date of Report: 27-Oct-2020
Purchase Order No: TPG		
Grower Name: SUSTAINABLE SOIL MANAG		

Analyte	Result	Units	Method Code	Analyte Testing Period
Aluminium % of Cations	<1	%	04-026-ICP8	9/09/2020 to 9/09/2020
Calcium/Magnesium Ratio	3.8		04-026-ICP8	4/09/2020 to 9/09/2020
pH (1:5 Water)	6.5		04-031-PH	3/09/2020 to 4/09/2020
Electrical Conductivity (1:5 water)	0.04	dS/m	04-031-PH	3/09/2020 to 4/09/2020
Chloride	<10	mg/kg	04-063-FIA3	4/09/2020 to 8/09/2020
Copper (DTPA)	0.95	mg/kg	04-024-ICP6	4/09/2020 to 7/09/2020
Zinc (DTPA)	0.41	mg/kg	04-024-ICP6	4/09/2020 to 7/09/2020
Manganese (DTPA)	43	mg/kg	04-024-ICP6	4/09/2020 to 7/09/2020
Iron (DTPA)	51	mg/kg	04-024-ICP6	4/09/2020 to 7/09/2020
Boron (Hot CaCl ₂)	0.81	mg/kg	04-025-ICP7	7/09/2020 to 8/09/2020
Molybdenum (Hot CaCl ₂) ^	<0.010	mg/kg	04-083-ICP27	8/09/2020 to 9/09/2020
Phosphorus Environmental Risk Index ^	0.20		04-020-ICP17	7/09/2020 to 7/09/2020

Sample condition on receipt: Suitable for testing.

The results pertain only to the sample submitted.

This document shall not be reproduced except in full.

Analyses performed on soil dried at 40°C and ground to 2mm or less.

^ NATA accreditation does not cover the performance of this service.

Accredited for compliance with ISO/IEC 17025 - Testing.

This results of the tests, calibrations and/or measurements included in this document are traceable to Australian/International standards.

Nutrient Advantage Laboratory Services

Nutrient Advantage is a trademark of Incitec Pivot Limited
Incitec Pivot Limited - ABN 42 004 080 264
8 South Rd, Werribee Vic 3030
Toll-free: 1800 803 453 Fax: (61 3) 9974 0699
Enquiries: lab.feedback@incitecpivot.com.au

Disclaimer: This analysis report is prepared solely for the client listed above. To the extent permitted by law, Incitec Pivot Limited excludes all liability in connection with this report and, where liability cannot be excluded, limits its liability, at its election, to the re-supply of the analysis services or the cost of the re-supply of such services.

SOIL ANALYSIS REPORT

Report Number: 635109

Sustainable Soils Management P/L
PO Box 130
WARREN
NSW 2824



Report Authorised
Paul Kennelly
Laboratory Manager
NATA Accredited Laboratory
Number: 11958

Sample Number: 022071995	Paddock Name: MT039515	Date Received: 2-Sep-2020
Test Code: 2017-083		Date of Report: 27-Oct-2020
Purchase Order No: TPG		
Grower Name: SUSTAINABLE SOIL MANAG		

Analyte	Result	Units	Method Code	Analyte Testing Period
2 hour natural aggregate ^	1			4/09/2020 to 4/09/2020
2 hour remoulded aggregate ^	2			4/09/2020 to 4/09/2020
20 hour natural aggregate ^	1			4/09/2020 to 4/09/2020
20 hour remoulded aggregate ^	3			4/09/2020 to 4/09/2020
Available Potassium ^	330	mg/kg	04-026-ICP8	4/09/2020 to 9/09/2020
Calcium % of Cations	71	%	04-026-ICP8	9/09/2020 to 9/09/2020
Emerson Class ^	2			4/09/2020 to 4/09/2020
Grass Tetany Risk Index ^	0.10		04-026-ICP8	4/09/2020 to 9/09/2020
Magnesium % of Cations	19	%	04-026-ICP8	9/09/2020 to 9/09/2020
Organic Matter (W&B * 1.72) ^	1.4	%	04-054-WCALC	9/09/2020 to 9/09/2020
Potassium % of Cations	9.3	%	04-026-ICP8	9/09/2020 to 9/09/2020
Slaking ^	0			4/09/2020 to 4/09/2020
Soil Colour	Red-brown		04-042-PHYS	7/09/2020 to 7/09/2020
Soil Texture	Clay		04-042-PHYS	7/09/2020 to 7/09/2020
pH (1:5 CaCl2)	5.8		04-031-PH	3/09/2020 to 4/09/2020
Electrical Conductivity (Sat. Ext.) ^	0.2	dS/m	04-054-WCALC	7/09/2020 to 7/09/2020
Organic Carbon (W&B)	0.84	%	04-018-UV1	7/09/2020 to 9/09/2020
Nitrate Nitrogen	1.9	mg/kg	04-063-FIA3	4/09/2020 to 8/09/2020
Ammonium Nitrogen	2.3	mg/kg	04-063-FIA3	4/09/2020 to 8/09/2020
Sulphur (KCl40)	5.1	mg/kg	04-021-ICP2	7/09/2020 to 8/09/2020
Phosphorus (Colwell)	7.0	mg/kg	04-013-COL_P	3/09/2020 to 7/09/2020
Phosphorus Buffer Index (PBI-Col)	54		04-020-ICP17	7/09/2020 to 7/09/2020
Potassium (Amm-acet.)	0.84	cmol(+)/kg	04-026-ICP8	4/09/2020 to 9/09/2020
Calcium (Amm-acet.)	6.4	cmol(+)/kg	04-026-ICP8	4/09/2020 to 9/09/2020
Magnesium (Amm-acet.)	1.7	cmol(+)/kg	04-026-ICP8	4/09/2020 to 9/09/2020
Sodium (Amm-acet.)	0.083	cmol(+)/kg	04-026-ICP8	4/09/2020 to 9/09/2020
Aluminium (KCl)	<9.0	mg/kg	04-027-ICP9	7/09/2020 to 8/09/2020
Aluminium (KCl)	<0.10	cmol(+)/kg	04-027-ICP9	7/09/2020 to 8/09/2020
Cation Exchange Capacity (Amm-acet.)	9.06	cmol(+)/kg	04-026-ICP8	9/09/2020 to 9/09/2020
Sodium % of cations	0.91	%	04-026-ICP8	9/09/2020 to 9/09/2020

Nutrient Advantage Laboratory Services

Nutrient Advantage is a trademark of Incitec Pivot Limited
Incitec Pivot Limited - ABN 42 004 080 264
8 South Rd, Werribee Vic 3030
Toll-free: 1800 803 453 Fax: (61 3) 9974 0699
Enquiries: lab.feedback@incitecpivot.com.au

Disclaimer: This analysis report is prepared solely for the client listed above. To the extent permitted by law, Incitec Pivot Limited excludes all liability in connection with this report and, where liability cannot be excluded, limits its liability, at its election, to the re-supply of the analysis services or the cost of the re-supply of such services.

SOIL ANALYSIS REPORT

Report Number: 635109

Sample Number: 022071995	Paddock Name: MT039515	Date Received: 2-Sep-2020
Test Code: 2017-083		Date of Report: 27-Oct-2020
Purchase Order No: TPG		
Grower Name: SUSTAINABLE SOIL MANAG		

Analyte	Result	Units	Method Code	Analyte Testing Period
Aluminium % of Cations	<1	%	04-026-ICP8	9/09/2020 to 9/09/2020
Calcium/Magnesium Ratio	3.8		04-026-ICP8	4/09/2020 to 9/09/2020
pH (1:5 Water)	6.7		04-031-PH	3/09/2020 to 4/09/2020
Electrical Conductivity (1:5 water)	0.04	dS/m	04-031-PH	3/09/2020 to 4/09/2020
Chloride	11	mg/kg	04-063-FIA3	4/09/2020 to 8/09/2020
Copper (DTPA)	0.97	mg/kg	04-024-ICP6	4/09/2020 to 7/09/2020
Zinc (DTPA)	0.17	mg/kg	04-024-ICP6	4/09/2020 to 7/09/2020
Manganese (DTPA)	45	mg/kg	04-024-ICP6	4/09/2020 to 7/09/2020
Iron (DTPA)	26	mg/kg	04-024-ICP6	4/09/2020 to 7/09/2020
Boron (Hot CaCl ₂)	0.67	mg/kg	04-025-ICP7	7/09/2020 to 8/09/2020
Molybdenum (Hot CaCl ₂) ^	<0.010	mg/kg	04-083-ICP27	8/09/2020 to 9/09/2020
Phosphorus Environmental Risk Index ^	0.13		04-020-ICP17	7/09/2020 to 7/09/2020

Sample condition on receipt: Suitable for testing.

The results pertain only to the sample submitted.

This document shall not be reproduced except in full.

Analyses performed on soil dried at 40°C and ground to 2mm or less.

^ NATA accreditation does not cover the performance of this service.

Accredited for compliance with ISO/IEC 17025 - Testing.

This results of the tests, calibrations and/or measurements included in this document are traceable to Australian/International standards.

Nutrient Advantage Laboratory Services

Nutrient Advantage is a trademark of Incitec Pivot Limited
Incitec Pivot Limited - ABN 42 004 080 264
8 South Rd, Werribee Vic 3030
Toll-free: 1800 803 453 Fax: (61 3) 9974 0699
Enquiries: lab.feedback@incitecpivot.com.au

Disclaimer: This analysis report is prepared solely for the client listed above. To the extent permitted by law, Incitec Pivot Limited excludes all liability in connection with this report and, where liability cannot be excluded, limits its liability, at its election, to the re-supply of the analysis services or the cost of the re-supply of such services.

SOIL ANALYSIS REPORT

Report Number: 635110

Sustainable Soils Management P/L
PO Box 130
WARREN
NSW 2824



Report Authorised
Paul Kennelly
Laboratory Manager
NATA Accredited Laboratory
Number: 11958

Sample Number: 022071994	Paddock Name: MT0391530	Date Received: 2-Sep-2020
Test Code: 2017-065		Date of Report: 27-Oct-2020
Purchase Order No: TPG		
Grower Name: SUSTAINABLE SOIL MANAG		

Analyte	Result	Units	Method Code	Analyte Testing Period
2 hour natural aggregate ^	4			4/09/2020 to 4/09/2020
2 hour remoulded aggregate ^	4			4/09/2020 to 4/09/2020
20 hour natural aggregate ^	4			4/09/2020 to 4/09/2020
20 hour remoulded aggregate ^	4			4/09/2020 to 4/09/2020
Available Potassium ^	230	mg/kg	04-026-ICP8	4/09/2020 to 9/09/2020
Calcium % of Cations	64	%	04-026-ICP8	9/09/2020 to 9/09/2020
Emerson Class ^	8			4/09/2020 to 4/09/2020
Grass Tetany Risk Index ^	0.080		04-026-ICP8	4/09/2020 to 9/09/2020
Magnesium % of Cations	27	%	04-026-ICP8	9/09/2020 to 9/09/2020
Potassium % of Cations	7.2	%	04-026-ICP8	9/09/2020 to 9/09/2020
Slaking ^	1			4/09/2020 to 4/09/2020
pH (1:5 CaCl2)	6.2		04-031-PH	3/09/2020 to 4/09/2020
Nitrate Nitrogen	1.5	mg/kg	04-063-FIA3	4/09/2020 to 8/09/2020
Ammonium Nitrogen	1.3	mg/kg	04-063-FIA3	4/09/2020 to 8/09/2020
Potassium (Amm-acet.)	0.59	cmol(+)/kg	04-026-ICP8	4/09/2020 to 9/09/2020
Calcium (Amm-acet.)	5.2	cmol(+)/kg	04-026-ICP8	4/09/2020 to 9/09/2020
Magnesium (Amm-acet.)	2.2	cmol(+)/kg	04-026-ICP8	4/09/2020 to 9/09/2020
Sodium (Amm-acet.)	0.12	cmol(+)/kg	04-026-ICP8	4/09/2020 to 9/09/2020
Aluminium (KCl)	<9.0	mg/kg	04-027-ICP9	7/09/2020 to 8/09/2020
Aluminium (KCl)	<0.10	cmol(+)/kg	04-027-ICP9	7/09/2020 to 8/09/2020
Cation Exchange Capacity (Amm-acet.)	8.12	cmol(+)/kg	04-026-ICP8	9/09/2020 to 9/09/2020
Sodium % of cations	1.5	%	04-026-ICP8	9/09/2020 to 9/09/2020
Aluminium % of Cations	<1	%	04-026-ICP8	9/09/2020 to 9/09/2020
Calcium/Magnesium Ratio	2.4		04-026-ICP8	4/09/2020 to 9/09/2020
pH (1:5 Water)	7.5		04-031-PH	3/09/2020 to 4/09/2020
Electrical Conductivity (1:5 water)	0.02	dS/m	04-031-PH	3/09/2020 to 4/09/2020
Chloride	<10	mg/kg	04-063-FIA3	4/09/2020 to 8/09/2020

Nutrient Advantage Laboratory Services

Nutrient Advantage is a trademark of Incitec Pivot Limited
Incitec Pivot Limited - ABN 42 004 080 264
8 South Rd, Werribee Vic 3030
Toll-free: 1800 803 453 Fax: (61 3) 9974 0699
Enquiries: lab.feedback@incitecpivot.com.au

Disclaimer: This analysis report is prepared solely for the client listed above. To the extent permitted by law, Incitec Pivot Limited excludes all liability in connection with this report and, where liability cannot be excluded, limits its liability, at its election, to the re-supply of the analysis services or the cost of the re-supply of such services.

Report Number: 635110

Sample condition on receipt: Suitable for testing.

The results pertain only to the sample submitted.

This document shall not be reproduced except in full.

Analyses performed on soil dried at 40°C and ground to 2mm or less.

^ NATA accreditation does not cover the performance of this service.

Accredited for compliance with ISO/IEC 17025 - Testing.

This results of the tests, calibrations and/or measurements included in this document are traceable to Australian/International standards.

Nutrient Advantage Laboratory Services

Nutrient Advantage is a trademark of Incitec Pivot Limited

Incitec Pivot Limited - ABN 42 004 080 264

8 South Rd, Werribee Vic 3030

Toll-free: 1800 803 453 Fax: (61 3) 9974 0699

Enquiries: lab.feedback@incitecpivot.com.au

Disclaimer: This analysis report is prepared solely for the client listed above. To the extent permitted by law, Incitec Pivot Limited excludes all liability in connection with this report and, where liability cannot be excluded, limits its liability, at its election, to the re-supply of the analysis services or the cost of the re-supply of such services.

SOIL ANALYSIS REPORT

Report Number: 635111

Sustainable Soils Management P/L
PO Box 130
WARREN
NSW 2824



Report Authorised
Paul Kennelly
Laboratory Manager
NATA Accredited Laboratory
Number: 11958

Sample Number: 022071993	Paddock Name: MT0393060	Date Received: 2-Sep-2020
Test Code: 2017-065		Date of Report: 27-Oct-2020
Purchase Order No: TPG		
Grower Name: SUSTAINABLE SOIL MANAG		

Analyte	Result	Units	Method Code	Analyte Testing Period
2 hour natural aggregate ^	3			4/09/2020 to 4/09/2020
2 hour remoulded aggregate ^	4			4/09/2020 to 4/09/2020
20 hour natural aggregate ^	3			4/09/2020 to 4/09/2020
20 hour remoulded aggregate ^	4			4/09/2020 to 4/09/2020
Available Potassium ^	300	mg/kg	04-026-ICP8	4/09/2020 to 9/09/2020
Calcium % of Cations	48	%	04-026-ICP8	9/09/2020 to 9/09/2020
Emerson Class ^	2			4/09/2020 to 4/09/2020
Grass Tetany Risk Index ^	0.056		04-026-ICP8	4/09/2020 to 9/09/2020
Magnesium % of Cations	44	%	04-026-ICP8	9/09/2020 to 9/09/2020
Potassium % of Cations	5.2	%	04-026-ICP8	9/09/2020 to 9/09/2020
Slaking ^	0			4/09/2020 to 4/09/2020
pH (1:5 CaCl2)	6.7		04-031-PH	3/09/2020 to 4/09/2020
Nitrate Nitrogen	<0.50	mg/kg	04-063-FIA3	4/09/2020 to 8/09/2020
Ammonium Nitrogen	1.2	mg/kg	04-063-FIA3	4/09/2020 to 8/09/2020
Potassium (Amm-acet.)	0.76	cmol(+)/kg	04-026-ICP8	4/09/2020 to 9/09/2020
Calcium (Amm-acet.)	7.1	cmol(+)/kg	04-026-ICP8	4/09/2020 to 9/09/2020
Magnesium (Amm-acet.)	6.4	cmol(+)/kg	04-026-ICP8	4/09/2020 to 9/09/2020
Sodium (Amm-acet.)	0.40	cmol(+)/kg	04-026-ICP8	4/09/2020 to 9/09/2020
Aluminium (KCl)	<9.0	mg/kg	04-027-ICP9	7/09/2020 to 8/09/2020
Aluminium (KCl)	<0.10	cmol(+)/kg	04-027-ICP9	7/09/2020 to 8/09/2020
Cation Exchange Capacity (Amm-acet.)	14.7	cmol(+)/kg	04-026-ICP8	9/09/2020 to 9/09/2020
Sodium % of cations	2.7	%	04-026-ICP8	9/09/2020 to 9/09/2020
Aluminium % of Cations	<1	%	04-026-ICP8	9/09/2020 to 9/09/2020
Calcium/Magnesium Ratio	1.1		04-026-ICP8	4/09/2020 to 9/09/2020
pH (1:5 Water)	7.8		04-031-PH	3/09/2020 to 4/09/2020
Electrical Conductivity (1:5 water)	0.04	dS/m	04-031-PH	3/09/2020 to 4/09/2020
Chloride	<10	mg/kg	04-063-FIA3	4/09/2020 to 8/09/2020

Nutrient Advantage Laboratory Services

Nutrient Advantage is a trademark of Incitec Pivot Limited
Incitec Pivot Limited - ABN 42 004 080 264
8 South Rd, Werribee Vic 3030
Toll-free: 1800 803 453 Fax: (61 3) 9974 0699
Enquiries: lab.feedback@incitecpivot.com.au

Disclaimer: This analysis report is prepared solely for the client listed above. To the extent permitted by law, Incitec Pivot Limited excludes all liability in connection with this report and, where liability cannot be excluded, limits its liability, at its election, to the re-supply of the analysis services or the cost of the re-supply of such services.

Report Number: 635111

Sample condition on receipt: Suitable for testing.

The results pertain only to the sample submitted.

This document shall not be reproduced except in full.

Analyses performed on soil dried at 40°C and ground to 2mm or less.

^ NATA accreditation does not cover the performance of this service.

Accredited for compliance with ISO/IEC 17025 - Testing.

This results of the tests, calibrations and/or measurements included in this document are traceable to Australian/International standards.

Nutrient Advantage Laboratory Services

Nutrient Advantage is a trademark of Incitec Pivot Limited

Incitec Pivot Limited - ABN 42 004 080 264

8 South Rd, Werribee Vic 3030

Toll-free: 1800 803 453 Fax: (61 3) 9974 0699

Enquiries: lab.feedback@incitecpivot.com.au

Disclaimer: This analysis report is prepared solely for the client listed above. To the extent permitted by law, Incitec Pivot Limited excludes all liability in connection with this report and, where liability cannot be excluded, limits its liability, at its election, to the re-supply of the analysis services or the cost of the re-supply of such services.

SOIL ANALYSIS REPORT

Report Number: 635112

Sustainable Soils Management P/L
PO Box 130
WARREN
NSW 2824



Report Authorised
Paul Kennelly
Laboratory Manager
NATA Accredited Laboratory
Number: 11958

Sample Number: 022071992	Paddock Name: MT03960100	Date Received: 2-Sep-2020
Test Code: 2017-065		Date of Report: 27-Oct-2020
Purchase Order No: TPG		
Grower Name: SUSTAINABLE SOIL MANAG		

Analyte	Result	Units	Method Code	Analyte Testing Period
2 hour natural aggregate ^	2			4/09/2020 to 4/09/2020
2 hour remoulded aggregate ^	4			4/09/2020 to 4/09/2020
20 hour natural aggregate ^	2			4/09/2020 to 4/09/2020
20 hour remoulded aggregate ^	4			4/09/2020 to 4/09/2020
Available Potassium ^	220	mg/kg	04-026-ICP8	4/09/2020 to 9/09/2020
Calcium % of Cations	41	%	04-026-ICP8	9/09/2020 to 9/09/2020
Emerson Class ^	2			4/09/2020 to 4/09/2020
Grass Tetany Risk Index ^	0.056		04-026-ICP8	4/09/2020 to 9/09/2020
Magnesium % of Cations	48	%	04-026-ICP8	9/09/2020 to 9/09/2020
Potassium % of Cations	5.0	%	04-026-ICP8	9/09/2020 to 9/09/2020
Slaking ^	0			4/09/2020 to 4/09/2020
pH (1:5 CaCl2)	6.8		04-031-PH	3/09/2020 to 4/09/2020
Nitrate Nitrogen	<0.50	mg/kg	04-063-FIA3	4/09/2020 to 8/09/2020
Ammonium Nitrogen	0.82	mg/kg	04-063-FIA3	4/09/2020 to 8/09/2020
Potassium (Amm-acet.)	0.55	cmol(+)/kg	04-026-ICP8	4/09/2020 to 9/09/2020
Calcium (Amm-acet.)	4.5	cmol(+)/kg	04-026-ICP8	4/09/2020 to 9/09/2020
Magnesium (Amm-acet.)	5.3	cmol(+)/kg	04-026-ICP8	4/09/2020 to 9/09/2020
Sodium (Amm-acet.)	0.58	cmol(+)/kg	04-026-ICP8	4/09/2020 to 9/09/2020
Aluminium (KCl)	<9.0	mg/kg	04-027-ICP9	7/09/2020 to 8/09/2020
Aluminium (KCl)	<0.10	cmol(+)/kg	04-027-ICP9	7/09/2020 to 8/09/2020
Cation Exchange Capacity (Amm-acet.)	11.0	cmol(+)/kg	04-026-ICP8	9/09/2020 to 9/09/2020
Sodium % of cations	5.2	%	04-026-ICP8	9/09/2020 to 9/09/2020
Aluminium % of Cations	<1	%	04-026-ICP8	9/09/2020 to 9/09/2020
Calcium/Magnesium Ratio	0.85		04-026-ICP8	4/09/2020 to 9/09/2020
pH (1:5 Water)	8.4		04-031-PH	3/09/2020 to 4/09/2020
Electrical Conductivity (1:5 water)	0.03	dS/m	04-031-PH	3/09/2020 to 4/09/2020
Chloride	<10	mg/kg	04-063-FIA3	4/09/2020 to 8/09/2020

Nutrient Advantage Laboratory Services

Nutrient Advantage is a trademark of Incitec Pivot Limited
Incitec Pivot Limited - ABN 42 004 080 264
8 South Rd, Werribee Vic 3030
Toll-free: 1800 803 453 Fax: (61 3) 9974 0699
Enquiries: lab.feedback@incitecpivot.com.au

Disclaimer: This analysis report is prepared solely for the client listed above. To the extent permitted by law, Incitec Pivot Limited excludes all liability in connection with this report and, where liability cannot be excluded, limits its liability, at its election, to the re-supply of the analysis services or the cost of the re-supply of such services.

Report Number: 635112

Sample condition on receipt: Suitable for testing.

The results pertain only to the sample submitted.

This document shall not be reproduced except in full.

Analyses performed on soil dried at 40°C and ground to 2mm or less.

^ NATA accreditation does not cover the performance of this service.

Accredited for compliance with ISO/IEC 17025 - Testing.

This results of the tests, calibrations and/or measurements included in this document are traceable to Australian/International standards.

Nutrient Advantage Laboratory Services

Nutrient Advantage is a trademark of Incitec Pivot Limited

Incitec Pivot Limited - ABN 42 004 080 264

8 South Rd, Werribee Vic 3030

Toll-free: 1800 803 453 Fax: (61 3) 9974 0699

Enquiries: lab.feedback@incitecpivot.com.au

Disclaimer: This analysis report is prepared solely for the client listed above. To the extent permitted by law, Incitec Pivot Limited excludes all liability in connection with this report and, where liability cannot be excluded, limits its liability, at its election, to the re-supply of the analysis services or the cost of the re-supply of such services.

SOIL ANALYSIS REPORT

Report Number: 635113

Sustainable Soils Management P/L
 PO Box 130
 WARREN
 NSW 2824



Report Authorised
 Paul Kennelly
 Laboratory Manager
 NATA Accredited Laboratory
 Number: 11958

Sample Number: 022071991	Paddock Name: MT04005	Date Received: 2-Sep-2020
Test Code: 2017-083		Date of Report: 27-Oct-2020
Purchase Order No: TPG		
Grower Name: SUSTAINABLE SOIL MANAG		

Analyte	Result	Units	Method Code	Analyte Testing Period
2 hour natural aggregate ^	2			4/09/2020 to 4/09/2020
2 hour remoulded aggregate ^	4			4/09/2020 to 4/09/2020
20 hour natural aggregate ^	2			4/09/2020 to 4/09/2020
20 hour remoulded aggregate ^	4			4/09/2020 to 4/09/2020
Available Potassium ^	480	mg/kg	04-026-ICP8	4/09/2020 to 9/09/2020
Calcium % of Cations	56	%	04-026-ICP8	9/09/2020 to 9/09/2020
Emerson Class ^	8			4/09/2020 to 4/09/2020
Grass Tetany Risk Index ^	0.24		04-026-ICP8	4/09/2020 to 9/09/2020
Magnesium % of Cations	21	%	04-026-ICP8	9/09/2020 to 9/09/2020
Organic Matter (W&B * 1.72) ^	2.4	%	04-054-WCALC	9/09/2020 to 9/09/2020
Potassium % of Cations	19	%	04-026-ICP8	9/09/2020 to 9/09/2020
Slaking ^	1			4/09/2020 to 4/09/2020
Soil Colour	Red-brown		04-042-PHYS	7/09/2020 to 7/09/2020
Soil Texture	Clay		04-042-PHYS	7/09/2020 to 7/09/2020
pH (1:5 CaCl2)	5.0		04-031-PH	4/09/2020 to 7/09/2020
Electrical Conductivity (Sat. Ext.) ^	0.3	dS/m	04-054-WCALC	7/09/2020 to 7/09/2020
Organic Carbon (W&B)	1.38	%	04-018-UV1	7/09/2020 to 9/09/2020
Nitrate Nitrogen	2.5	mg/kg	04-063-FIA3	4/09/2020 to 8/09/2020
Ammonium Nitrogen	7.1	mg/kg	04-063-FIA3	4/09/2020 to 8/09/2020
Sulphur (KCl40)	1.7	mg/kg	04-021-ICP2	7/09/2020 to 8/09/2020
Phosphorus (Colwell)	55	mg/kg	04-013-COL_P	3/09/2020 to 7/09/2020
Phosphorus Buffer Index (PBI-Col)	70		04-020-ICP17	7/09/2020 to 7/09/2020
Potassium (Amm-acet.)	1.2	cmol(+)/kg	04-026-ICP8	4/09/2020 to 9/09/2020
Calcium (Amm-acet.)	3.7	cmol(+)/kg	04-026-ICP8	4/09/2020 to 9/09/2020
Magnesium (Amm-acet.)	1.4	cmol(+)/kg	04-026-ICP8	4/09/2020 to 9/09/2020
Sodium (Amm-acet.)	0.31	cmol(+)/kg	04-026-ICP8	4/09/2020 to 9/09/2020
Aluminium (KCl)	<9.0	mg/kg	04-027-ICP9	7/09/2020 to 8/09/2020
Aluminium (KCl)	<0.10	cmol(+)/kg	04-027-ICP9	7/09/2020 to 8/09/2020
Cation Exchange Capacity (Amm-acet.)	6.64	cmol(+)/kg	04-026-ICP8	9/09/2020 to 9/09/2020
Sodium % of cations	4.7	%	04-026-ICP8	9/09/2020 to 9/09/2020

Nutrient Advantage Laboratory Services

Nutrient Advantage is a trademark of Incitec Pivot Limited
 Incitec Pivot Limited - ABN 42 004 080 264
 8 South Rd, Werribee Vic 3030
 Toll-free: 1800 803 453 Fax: (61 3) 9974 0699
 Enquiries: lab.feedback@incitecpivot.com.au

Disclaimer: This analysis report is prepared solely for the client listed above. To the extent permitted by law, Incitec Pivot Limited excludes all liability in connection with this report and, where liability cannot be excluded, limits its liability, at its election, to the re-supply of the analysis services or the cost of the re-supply of such services.

SOIL ANALYSIS REPORT

Report Number: 635113

Sample Number: 022071991	Paddock Name: MT04005	Date Received: 2-Sep-2020
Test Code: 2017-083		Date of Report: 27-Oct-2020
Purchase Order No: TPG		
Grower Name: SUSTAINABLE SOIL MANAG		

Analyte	Result	Units	Method Code	Analyte Testing Period
Aluminium % of Cations	<1	%	04-026-ICP8	9/09/2020 to 9/09/2020
Calcium/Magnesium Ratio	2.6		04-026-ICP8	4/09/2020 to 9/09/2020
pH (1:5 Water)	6.4		04-031-PH	4/09/2020 to 7/09/2020
Electrical Conductivity (1:5 water)	0.05	dS/m	04-031-PH	4/09/2020 to 7/09/2020
Chloride	<10	mg/kg	04-063-FIA3	4/09/2020 to 8/09/2020
Copper (DTPA)	1.5	mg/kg	04-024-ICP6	7/09/2020 to 8/09/2020
Zinc (DTPA)	0.87	mg/kg	04-024-ICP6	7/09/2020 to 8/09/2020
Manganese (DTPA)	76	mg/kg	04-024-ICP6	7/09/2020 to 8/09/2020
Iron (DTPA)	92	mg/kg	04-024-ICP6	7/09/2020 to 8/09/2020
Boron (Hot CaCl ₂)	0.72	mg/kg	04-025-ICP7	7/09/2020 to 8/09/2020
Molybdenum (Hot CaCl ₂) ^	<0.010	mg/kg	04-083-ICP27	8/09/2020 to 9/09/2020
Phosphorus Environmental Risk Index ^	0.79		04-020-ICP17	7/09/2020 to 7/09/2020

Sample condition on receipt: Suitable for testing.

The results pertain only to the sample submitted.

This document shall not be reproduced except in full.

Analyses performed on soil dried at 40°C and ground to 2mm or less.

^ NATA accreditation does not cover the performance of this service.

Accredited for compliance with ISO/IEC 17025 - Testing.

This results of the tests, calibrations and/or measurements included in this document are traceable to Australian/International standards.

Nutrient Advantage Laboratory Services

Nutrient Advantage is a trademark of Incitec Pivot Limited
Incitec Pivot Limited - ABN 42 004 080 264
8 South Rd, Werribee Vic 3030
Toll-free: 1800 803 453 Fax: (61 3) 9974 0699
Enquiries: lab.feedback@incitecpivot.com.au

Disclaimer: This analysis report is prepared solely for the client listed above. To the extent permitted by law, Incitec Pivot Limited excludes all liability in connection with this report and, where liability cannot be excluded, limits its liability, at its election, to the re-supply of the analysis services or the cost of the re-supply of such services.

SOIL ANALYSIS REPORT

Report Number: 635114

Sustainable Soils Management P/L
PO Box 130
WARREN
NSW 2824



Report Authorised
Paul Kennelly
Laboratory Manager
NATA Accredited Laboratory
Number: 11958

Sample Number: 022071990	Paddock Name: MT040515	Date Received: 2-Sep-2020
Test Code: 2017-083		Date of Report: 27-Oct-2020
Purchase Order No: TPG		
Grower Name: SUSTAINABLE SOIL MANAG		

Analyte	Result	Units	Method Code	Analyte Testing Period
2 hour natural aggregate ^	3			4/09/2020 to 4/09/2020
2 hour remoulded aggregate ^	4			4/09/2020 to 4/09/2020
20 hour natural aggregate ^	3			4/09/2020 to 4/09/2020
20 hour remoulded aggregate ^	4			4/09/2020 to 4/09/2020
Available Potassium ^	220	mg/kg	04-026-ICP8	4/09/2020 to 9/09/2020
Calcium % of Cations	61	%	04-026-ICP8	9/09/2020 to 9/09/2020
Emerson Class ^	8			4/09/2020 to 4/09/2020
Grass Tetany Risk Index ^	0.11		04-026-ICP8	4/09/2020 to 9/09/2020
Magnesium % of Cations	24	%	04-026-ICP8	9/09/2020 to 9/09/2020
Organic Matter (W&B * 1.72) ^	1.5	%	04-054-WCALC	9/09/2020 to 9/09/2020
Potassium % of Cations	9.4	%	04-026-ICP8	9/09/2020 to 9/09/2020
Slaking ^	1			4/09/2020 to 4/09/2020
Soil Colour	Red-brown		04-042-PHYS	7/09/2020 to 7/09/2020
Soil Texture	Clay		04-042-PHYS	7/09/2020 to 7/09/2020
pH (1:5 CaCl2)	4.8		04-031-PH	4/09/2020 to 7/09/2020
Electrical Conductivity (Sat. Ext.) ^	0.2	dS/m	04-054-WCALC	7/09/2020 to 7/09/2020
Organic Carbon (W&B)	0.85	%	04-018-UV1	7/09/2020 to 9/09/2020
Nitrate Nitrogen	1.6	mg/kg	04-063-FIA3	4/09/2020 to 8/09/2020
Ammonium Nitrogen	1.0	mg/kg	04-063-FIA3	4/09/2020 to 8/09/2020
Sulphur (KCl40)	2.7	mg/kg	04-021-ICP2	7/09/2020 to 8/09/2020
Phosphorus (Colwell)	10	mg/kg	04-013-COL_P	3/09/2020 to 7/09/2020
Phosphorus Buffer Index (PBI-Col)	64		04-020-ICP17	7/09/2020 to 7/09/2020
Potassium (Amm-acet.)	0.56	cmol(+)/kg	04-026-ICP8	4/09/2020 to 9/09/2020
Calcium (Amm-acet.)	3.7	cmol(+)/kg	04-026-ICP8	4/09/2020 to 9/09/2020
Magnesium (Amm-acet.)	1.4	cmol(+)/kg	04-026-ICP8	4/09/2020 to 9/09/2020
Sodium (Amm-acet.)	0.24	cmol(+)/kg	04-026-ICP8	4/09/2020 to 9/09/2020
Aluminium (KCl)	9.2	mg/kg	04-027-ICP9	7/09/2020 to 8/09/2020
Aluminium (KCl)	0.10	cmol(+)/kg	04-027-ICP9	7/09/2020 to 8/09/2020
Cation Exchange Capacity (Amm-acet.)	5.99	cmol(+)/kg	04-026-ICP8	9/09/2020 to 9/09/2020
Sodium % of cations	4.0	%	04-026-ICP8	9/09/2020 to 9/09/2020

Nutrient Advantage Laboratory Services

Nutrient Advantage is a trademark of Incitec Pivot Limited
Incitec Pivot Limited - ABN 42 004 080 264
8 South Rd, Werribee Vic 3030
Toll-free: 1800 803 453 Fax: (61 3) 9974 0699
Enquiries: lab.feedback@incitecpivot.com.au

Disclaimer: This analysis report is prepared solely for the client listed above. To the extent permitted by law, Incitec Pivot Limited excludes all liability in connection with this report and, where liability cannot be excluded, limits its liability, at its election, to the re-supply of the analysis services or the cost of the re-supply of such services.

SOIL ANALYSIS REPORT

Report Number: 635114

Sample Number: 022071990	Paddock Name: MT040515	Date Received: 2-Sep-2020
Test Code: 2017-083		Date of Report: 27-Oct-2020
Purchase Order No: TPG		
Grower Name: SUSTAINABLE SOIL MANAG		

Analyte	Result	Units	Method Code	Analyte Testing Period
Aluminium % of Cations	1.7	%	04-026-ICP8	9/09/2020 to 9/09/2020
Calcium/Magnesium Ratio	2.6		04-026-ICP8	4/09/2020 to 9/09/2020
pH (1:5 Water)	6.2		04-031-PH	4/09/2020 to 7/09/2020
Electrical Conductivity (1:5 water)	0.03	dS/m	04-031-PH	4/09/2020 to 7/09/2020
Chloride	<10	mg/kg	04-063-FIA3	4/09/2020 to 8/09/2020
Copper (DTPA)	1.5	mg/kg	04-024-ICP6	7/09/2020 to 8/09/2020
Zinc (DTPA)	0.15	mg/kg	04-024-ICP6	7/09/2020 to 8/09/2020
Manganese (DTPA)	34	mg/kg	04-024-ICP6	7/09/2020 to 8/09/2020
Iron (DTPA)	34	mg/kg	04-024-ICP6	7/09/2020 to 8/09/2020
Boron (Hot CaCl ₂)	0.75	mg/kg	04-025-ICP7	7/09/2020 to 8/09/2020
Molybdenum (Hot CaCl ₂) ^	<0.010	mg/kg	04-083-ICP27	8/09/2020 to 9/09/2020
Phosphorus Environmental Risk Index ^	0.16		04-020-ICP17	7/09/2020 to 7/09/2020

Sample condition on receipt: Suitable for testing.

The results pertain only to the sample submitted.

This document shall not be reproduced except in full.

Analyses performed on soil dried at 40°C and ground to 2mm or less.

^ NATA accreditation does not cover the performance of this service.

Accredited for compliance with ISO/IEC 17025 - Testing.

This results of the tests, calibrations and/or measurements included in this document are traceable to Australian/International standards.

Nutrient Advantage Laboratory Services

Nutrient Advantage is a trademark of Incitec Pivot Limited
Incitec Pivot Limited - ABN 42 004 080 264
8 South Rd, Werribee Vic 3030
Toll-free: 1800 803 453 Fax: (61 3) 9974 0699
Enquiries: lab.feedback@incitecpivot.com.au

Disclaimer: This analysis report is prepared solely for the client listed above. To the extent permitted by law, Incitec Pivot Limited excludes all liability in connection with this report and, where liability cannot be excluded, limits its liability, at its election, to the re-supply of the analysis services or the cost of the re-supply of such services.

SOIL ANALYSIS REPORT

Report Number: 635115

Sustainable Soils Management P/L
PO Box 130
WARREN
NSW 2824



Report Authorised
Paul Kennelly
Laboratory Manager
NATA Accredited Laboratory
Number: 11958

Sample Number: 022071989	Paddock Name: MT0401530	Date Received: 2-Sep-2020
Test Code: 2017-065		Date of Report: 27-Oct-2020
Purchase Order No: TPG		
Grower Name: SUSTAINABLE SOIL MANAG		

Analyte	Result	Units	Method Code	Analyte Testing Period
2 hour natural aggregate ^	4			4/09/2020 to 4/09/2020
2 hour remoulded aggregate ^	4			4/09/2020 to 4/09/2020
20 hour natural aggregate ^	4			4/09/2020 to 4/09/2020
20 hour remoulded aggregate ^	4			4/09/2020 to 4/09/2020
Available Potassium ^	120	mg/kg	04-026-ICP8	4/09/2020 to 9/09/2020
Calcium % of Cations	41	%	04-026-ICP8	9/09/2020 to 9/09/2020
Emerson Class ^	1			4/09/2020 to 4/09/2020
Grass Tetany Risk Index ^	0.058		04-026-ICP8	4/09/2020 to 9/09/2020
Magnesium % of Cations	40	%	04-026-ICP8	9/09/2020 to 9/09/2020
Potassium % of Cations	4.7	%	04-026-ICP8	9/09/2020 to 9/09/2020
Slaking ^	0			4/09/2020 to 4/09/2020
pH (1:5 CaCl ₂)	5.3		04-031-PH	4/09/2020 to 7/09/2020
Nitrate Nitrogen	<0.50	mg/kg	04-063-FIA3	7/09/2020 to 8/09/2020
Ammonium Nitrogen	1.2	mg/kg	04-063-FIA3	7/09/2020 to 8/09/2020
Potassium (Amm-acet.)	0.31	cmol(+)/kg	04-026-ICP8	4/09/2020 to 9/09/2020
Calcium (Amm-acet.)	2.7	cmol(+)/kg	04-026-ICP8	4/09/2020 to 9/09/2020
Magnesium (Amm-acet.)	2.6	cmol(+)/kg	04-026-ICP8	4/09/2020 to 9/09/2020
Sodium (Amm-acet.)	0.94	cmol(+)/kg	04-026-ICP8	4/09/2020 to 9/09/2020
Aluminium (KCl)	<9.0	mg/kg	04-027-ICP9	7/09/2020 to 8/09/2020
Aluminium (KCl)	<0.10	cmol(+)/kg	04-027-ICP9	7/09/2020 to 8/09/2020
Cation Exchange Capacity (Amm-acet.)	6.54	cmol(+)/kg	04-026-ICP8	9/09/2020 to 9/09/2020
Sodium % of cations	14	%	04-026-ICP8	9/09/2020 to 9/09/2020
Aluminium % of Cations	<1	%	04-026-ICP8	9/09/2020 to 9/09/2020
Calcium/Magnesium Ratio	1.0		04-026-ICP8	4/09/2020 to 9/09/2020
pH (1:5 Water)	7.1		04-031-PH	4/09/2020 to 7/09/2020
Electrical Conductivity (1:5 water)	0.03	dS/m	04-031-PH	4/09/2020 to 7/09/2020
Chloride	<10	mg/kg	04-063-FIA3	7/09/2020 to 8/09/2020

Nutrient Advantage Laboratory Services

Nutrient Advantage is a trademark of Incitec Pivot Limited
Incitec Pivot Limited - ABN 42 004 080 264
8 South Rd, Werribee Vic 3030
Toll-free: 1800 803 453 Fax: (61 3) 9974 0699
Enquiries: lab.feedback@incitecpivot.com.au

Disclaimer: This analysis report is prepared solely for the client listed above. To the extent permitted by law, Incitec Pivot Limited excludes all liability in connection with this report and, where liability cannot be excluded, limits its liability, at its election, to the re-supply of the analysis services or the cost of the re-supply of such services.

Report Number: 635115

Sample condition on receipt: Suitable for testing.

The results pertain only to the sample submitted.

This document shall not be reproduced except in full.

Analyses performed on soil dried at 40°C and ground to 2mm or less.

^ NATA accreditation does not cover the performance of this service.

Accredited for compliance with ISO/IEC 17025 - Testing.

This results of the tests, calibrations and/or measurements included in this document are traceable to Australian/International standards.

Nutrient Advantage Laboratory Services

Nutrient Advantage is a trademark of Incitec Pivot Limited

Incitec Pivot Limited - ABN 42 004 080 264

8 South Rd, Werribee Vic 3030

Toll-free: 1800 803 453 Fax: (61 3) 9974 0699

Enquiries: lab.feedback@incitecpivot.com.au

Disclaimer: This analysis report is prepared solely for the client listed above. To the extent permitted by law, Incitec Pivot Limited excludes all liability in connection with this report and, where liability cannot be excluded, limits its liability, at its election, to the re-supply of the analysis services or the cost of the re-supply of such services.

SOIL ANALYSIS REPORT

Report Number: 635116

Sustainable Soils Management P/L
PO Box 130
WARREN
NSW 2824



Report Authorised
Paul Kennelly
Laboratory Manager
NATA Accredited Laboratory
Number: 11958

Sample Number: 022071988	Paddock Name: MT0403060	Date Received: 2-Sep-2020
Test Code: 2017-065		Date of Report: 27-Oct-2020
Purchase Order No: TPG		
Grower Name: SUSTAINABLE SOIL MANAG		

Analyte	Result	Units	Method Code	Analyte Testing Period
2 hour natural aggregate ^	3			4/09/2020 to 4/09/2020
2 hour remoulded aggregate ^	4			4/09/2020 to 4/09/2020
20 hour natural aggregate ^	3			4/09/2020 to 4/09/2020
20 hour remoulded aggregate ^	4			4/09/2020 to 4/09/2020
Available Potassium ^	190	mg/kg	04-026-ICP8	4/09/2020 to 9/09/2020
Calcium % of Cations	32	%	04-026-ICP8	9/09/2020 to 9/09/2020
Emerson Class ^	2			4/09/2020 to 4/09/2020
Grass Tetany Risk Index ^	0.048		04-026-ICP8	4/09/2020 to 9/09/2020
Magnesium % of Cations	47	%	04-026-ICP8	9/09/2020 to 9/09/2020
Potassium % of Cations	3.8	%	04-026-ICP8	9/09/2020 to 9/09/2020
Slaking ^	0			4/09/2020 to 4/09/2020
pH (1:5 CaCl2)	6.7		04-031-PH	4/09/2020 to 7/09/2020
Nitrate Nitrogen	<0.50	mg/kg	04-063-FIA3	7/09/2020 to 8/09/2020
Ammonium Nitrogen	1.4	mg/kg	04-063-FIA3	7/09/2020 to 8/09/2020
Potassium (Amm-acet.)	0.48	cmol(+)/kg	04-026-ICP8	4/09/2020 to 9/09/2020
Calcium (Amm-acet.)	4.1	cmol(+)/kg	04-026-ICP8	4/09/2020 to 9/09/2020
Magnesium (Amm-acet.)	6.0	cmol(+)/kg	04-026-ICP8	4/09/2020 to 9/09/2020
Sodium (Amm-acet.)	2.3	cmol(+)/kg	04-026-ICP8	4/09/2020 to 9/09/2020
Aluminium (KCl)	<9.0	mg/kg	04-027-ICP9	7/09/2020 to 8/09/2020
Aluminium (KCl)	<0.10	cmol(+)/kg	04-027-ICP9	7/09/2020 to 8/09/2020
Cation Exchange Capacity (Amm-acet.)	12.8	cmol(+)/kg	04-026-ICP8	9/09/2020 to 9/09/2020
Sodium % of cations	18	%	04-026-ICP8	9/09/2020 to 9/09/2020
Aluminium % of Cations	<1	%	04-026-ICP8	9/09/2020 to 9/09/2020
Calcium/Magnesium Ratio	0.68		04-026-ICP8	4/09/2020 to 9/09/2020
pH (1:5 Water)	8.2		04-031-PH	4/09/2020 to 7/09/2020
Electrical Conductivity (1:5 water)	0.07	dS/m	04-031-PH	4/09/2020 to 7/09/2020
Chloride	11	mg/kg	04-063-FIA3	7/09/2020 to 8/09/2020

Nutrient Advantage Laboratory Services

Nutrient Advantage is a trademark of Incitec Pivot Limited
Incitec Pivot Limited - ABN 42 004 080 264
8 South Rd, Werribee Vic 3030
Toll-free: 1800 803 453 Fax: (61 3) 9974 0699
Enquiries: lab.feedback@incitecpivot.com.au

Disclaimer: This analysis report is prepared solely for the client listed above. To the extent permitted by law, Incitec Pivot Limited excludes all liability in connection with this report and, where liability cannot be excluded, limits its liability, at its election, to the re-supply of the analysis services or the cost of the re-supply of such services.

Report Number: 635116

Sample condition on receipt: Suitable for testing.

The results pertain only to the sample submitted.

This document shall not be reproduced except in full.

Analyses performed on soil dried at 40°C and ground to 2mm or less.

^ NATA accreditation does not cover the performance of this service.

Accredited for compliance with ISO/IEC 17025 - Testing.

This results of the tests, calibrations and/or measurements included in this document are traceable to Australian/International standards.

Nutrient Advantage Laboratory Services

Nutrient Advantage is a trademark of Incitec Pivot Limited

Incitec Pivot Limited - ABN 42 004 080 264

8 South Rd, Werribee Vic 3030

Toll-free: 1800 803 453 Fax: (61 3) 9974 0699

Enquiries: lab.feedback@incitecpivot.com.au

Disclaimer: This analysis report is prepared solely for the client listed above. To the extent permitted by law, Incitec Pivot Limited excludes all liability in connection with this report and, where liability cannot be excluded, limits its liability, at its election, to the re-supply of the analysis services or the cost of the re-supply of such services.

SOIL ANALYSIS REPORT

Report Number: 635117

Sustainable Soils Management P/L
PO Box 130
WARREN
NSW 2824



Report Authorised
Paul Kennelly
Laboratory Manager
NATA Accredited Laboratory
Number: 11958

Sample Number: 022071987	Paddock Name: MT04060100	Date Received: 2-Sep-2020
Test Code: 2017-065		Date of Report: 27-Oct-2020
Purchase Order No: TPG		
Grower Name: SUSTAINABLE SOIL MANAG		

Analyte	Result	Units	Method Code	Analyte Testing Period
2 hour natural aggregate ^	3			4/09/2020 to 4/09/2020
2 hour remoulded aggregate ^	4			4/09/2020 to 4/09/2020
20 hour natural aggregate ^	3			4/09/2020 to 4/09/2020
20 hour remoulded aggregate ^	4			4/09/2020 to 4/09/2020
Available Potassium ^	280	mg/kg	04-026-ICP8	4/09/2020 to 9/09/2020
Calcium % of Cations	27	%	04-026-ICP8	9/09/2020 to 9/09/2020
Emerson Class ^	2			4/09/2020 to 4/09/2020
Grass Tetany Risk Index ^	0.052		04-026-ICP8	4/09/2020 to 9/09/2020
Magnesium % of Cations	48	%	04-026-ICP8	9/09/2020 to 9/09/2020
Potassium % of Cations	4.0	%	04-026-ICP8	9/09/2020 to 9/09/2020
Slaking ^	0			4/09/2020 to 4/09/2020
pH (1:5 CaCl2)	7.6		04-031-PH	4/09/2020 to 7/09/2020
Nitrate Nitrogen	<0.50	mg/kg	04-063-FIA3	7/09/2020 to 8/09/2020
Ammonium Nitrogen	1.5	mg/kg	04-063-FIA3	7/09/2020 to 8/09/2020
Potassium (Amm-acet.)	0.71	cmol(+)/kg	04-026-ICP8	4/09/2020 to 9/09/2020
Calcium (Amm-acet.)	4.9	cmol(+)/kg	04-026-ICP8	4/09/2020 to 9/09/2020
Magnesium (Amm-acet.)	8.7	cmol(+)/kg	04-026-ICP8	4/09/2020 to 9/09/2020
Sodium (Amm-acet.)	3.6	cmol(+)/kg	04-026-ICP8	4/09/2020 to 9/09/2020
Aluminium (KCl)	<9.0	mg/kg	04-027-ICP9	7/09/2020 to 8/09/2020
Aluminium (KCl)	<0.10	cmol(+)/kg	04-027-ICP9	7/09/2020 to 8/09/2020
Cation Exchange Capacity (Amm-acet.)	18.0	cmol(+)/kg	04-026-ICP8	9/09/2020 to 9/09/2020
Sodium % of cations	20	%	04-026-ICP8	9/09/2020 to 9/09/2020
Aluminium % of Cations	<1	%	04-026-ICP8	9/09/2020 to 9/09/2020
Calcium/Magnesium Ratio	0.56		04-026-ICP8	4/09/2020 to 9/09/2020
pH (1:5 Water)	9.1		04-031-PH	4/09/2020 to 7/09/2020
Electrical Conductivity (1:5 water)	0.11	dS/m	04-031-PH	4/09/2020 to 7/09/2020
Chloride	23	mg/kg	04-063-FIA3	7/09/2020 to 8/09/2020

Nutrient Advantage Laboratory Services

Nutrient Advantage is a trademark of Incitec Pivot Limited
Incitec Pivot Limited - ABN 42 004 080 264
8 South Rd, Werribee Vic 3030
Toll-free: 1800 803 453 Fax: (61 3) 9974 0699
Enquiries: lab.feedback@incitecpivot.com.au

Disclaimer: This analysis report is prepared solely for the client listed above. To the extent permitted by law, Incitec Pivot Limited excludes all liability in connection with this report and, where liability cannot be excluded, limits its liability, at its election, to the re-supply of the analysis services or the cost of the re-supply of such services.

Report Number: 635117

Sample condition on receipt: Suitable for testing.

The results pertain only to the sample submitted.

This document shall not be reproduced except in full.

Analyses performed on soil dried at 40°C and ground to 2mm or less.

^ NATA accreditation does not cover the performance of this service.

Accredited for compliance with ISO/IEC 17025 - Testing.

This results of the tests, calibrations and/or measurements included in this document are traceable to Australian/International standards.

Nutrient Advantage Laboratory Services

Nutrient Advantage is a trademark of Incitec Pivot Limited

Incitec Pivot Limited - ABN 42 004 080 264

8 South Rd, Werribee Vic 3030

Toll-free: 1800 803 453 Fax: (61 3) 9974 0699

Enquiries: lab.feedback@incitecpivot.com.au

Disclaimer: This analysis report is prepared solely for the client listed above. To the extent permitted by law, Incitec Pivot Limited excludes all liability in connection with this report and, where liability cannot be excluded, limits its liability, at its election, to the re-supply of the analysis services or the cost of the re-supply of such services.

SOIL ANALYSIS REPORT

Report Number: 635118

Sustainable Soils Management P/L
PO Box 130
WARREN
NSW 2824



Report Authorised
Paul Kennelly
Laboratory Manager
NATA Accredited Laboratory
Number: 11958

Sample Number: 022071982	Paddock Name: MT04105	Date Received: 2-Sep-2020
Test Code: 2017-083		Date of Report: 27-Oct-2020
Purchase Order No: TPG		
Grower Name: SUSTAINABLE SOIL MANAG		

Analyte	Result	Units	Method Code	Analyte Testing Period
2 hour natural aggregate ^	0			4/09/2020 to 4/09/2020
2 hour remoulded aggregate ^	0			4/09/2020 to 4/09/2020
20 hour natural aggregate ^	1			4/09/2020 to 4/09/2020
20 hour remoulded aggregate ^	1			4/09/2020 to 4/09/2020
Available Potassium ^	740	mg/kg	04-026-ICP8	4/09/2020 to 9/09/2020
Calcium % of Cations	78	%	04-026-ICP8	9/09/2020 to 9/09/2020
Emerson Class ^	8			4/09/2020 to 4/09/2020
Grass Tetany Risk Index ^	0.073		04-026-ICP8	4/09/2020 to 9/09/2020
Magnesium % of Cations	15	%	04-026-ICP8	9/09/2020 to 9/09/2020
Organic Matter (W&B * 1.72) ^	3.2	%	04-054-WCALC	9/09/2020 to 9/09/2020
Potassium % of Cations	6.8	%	04-026-ICP8	9/09/2020 to 9/09/2020
Slaking ^	1			4/09/2020 to 4/09/2020
Soil Colour	Brown		04-042-PHYS	7/09/2020 to 7/09/2020
Soil Texture	Clay		04-042-PHYS	7/09/2020 to 7/09/2020
pH (1:5 CaCl2)	7.8		04-031-PH	4/09/2020 to 7/09/2020
Electrical Conductivity (Sat. Ext.) ^	1.1	dS/m	04-054-WCALC	7/09/2020 to 7/09/2020
Organic Carbon (W&B)	1.86	%	04-018-UV1	7/09/2020 to 9/09/2020
Nitrate Nitrogen	14	mg/kg	04-063-FIA3	7/09/2020 to 8/09/2020
Ammonium Nitrogen	3.7	mg/kg	04-063-FIA3	7/09/2020 to 8/09/2020
Sulphur (KCl40)	3.6	mg/kg	04-021-ICP2	7/09/2020 to 8/09/2020
Phosphorus (Colwell)	27	mg/kg	04-013-COL_P	3/09/2020 to 7/09/2020
Phosphorus Buffer Index (PBI-Col)	100		04-020-ICP17	7/09/2020 to 7/09/2020
Potassium (Amm-acet.)	1.9	cmol(+)/kg	04-026-ICP8	4/09/2020 to 9/09/2020
Calcium (Amm-acet.)	22	cmol(+)/kg	04-026-ICP8	4/09/2020 to 9/09/2020
Magnesium (Amm-acet.)	4.2	cmol(+)/kg	04-026-ICP8	4/09/2020 to 9/09/2020
Sodium (Amm-acet.)	0.12	cmol(+)/kg	04-026-ICP8	4/09/2020 to 9/09/2020
Aluminium (KCl)	<9.0	mg/kg	04-027-ICP9	7/09/2020 to 8/09/2020
Aluminium (KCl)	<0.10	cmol(+)/kg	04-027-ICP9	7/09/2020 to 8/09/2020
Cation Exchange Capacity (Amm-acet.)	27.8	cmol(+)/kg	04-026-ICP8	9/09/2020 to 9/09/2020
Sodium % of cations	0.45	%	04-026-ICP8	9/09/2020 to 9/09/2020

Nutrient Advantage Laboratory Services

Nutrient Advantage is a trademark of Incitec Pivot Limited
Incitec Pivot Limited - ABN 42 004 080 264
8 South Rd, Werribee Vic 3030
Toll-free: 1800 803 453 Fax: (61 3) 9974 0699
Enquiries: lab.feedback@incitecpivot.com.au

Disclaimer: This analysis report is prepared solely for the client listed above. To the extent permitted by law, Incitec Pivot Limited excludes all liability in connection with this report and, where liability cannot be excluded, limits its liability, at its election, to the re-supply of the analysis services or the cost of the re-supply of such services.

SOIL ANALYSIS REPORT

Report Number: 635118

Sample Number: 022071982	Paddock Name: MT04105	Date Received: 2-Sep-2020
Test Code: 2017-083		Date of Report: 27-Oct-2020
Purchase Order No: TPG		
Grower Name: SUSTAINABLE SOIL MANAG		

Analyte	Result	Units	Method Code	Analyte Testing Period
Aluminium % of Cations	<1	%	04-026-ICP8	9/09/2020 to 9/09/2020
Calcium/Magnesium Ratio	5.2		04-026-ICP8	4/09/2020 to 9/09/2020
pH (1:5 Water)	8.4		04-031-PH	4/09/2020 to 7/09/2020
Electrical Conductivity (1:5 water)	0.17	dS/m	04-031-PH	4/09/2020 to 7/09/2020
Chloride	10	mg/kg	04-063-FIA3	7/09/2020 to 8/09/2020
Copper (DTPA)	1.1	mg/kg	04-024-ICP6	7/09/2020 to 8/09/2020
Zinc (DTPA)	0.47	mg/kg	04-024-ICP6	7/09/2020 to 8/09/2020
Manganese (DTPA)	7.1	mg/kg	04-024-ICP6	7/09/2020 to 8/09/2020
Iron (DTPA)	16	mg/kg	04-024-ICP6	7/09/2020 to 8/09/2020
Boron (Hot CaCl ₂)	1.6	mg/kg	04-025-ICP7	7/09/2020 to 8/09/2020
Molybdenum (Hot CaCl ₂) ^	0.026	mg/kg	04-083-ICP27	8/09/2020 to 9/09/2020
Phosphorus Environmental Risk Index ^	0.27		04-020-ICP17	7/09/2020 to 7/09/2020

Sample condition on receipt: Suitable for testing.

The results pertain only to the sample submitted.

This document shall not be reproduced except in full.

Analyses performed on soil dried at 40°C and ground to 2mm or less.

^ NATA accreditation does not cover the performance of this service.

Accredited for compliance with ISO/IEC 17025 - Testing.

This results of the tests, calibrations and/or measurements included in this document are traceable to Australian/International standards.

Nutrient Advantage Laboratory Services

Nutrient Advantage is a trademark of Incitec Pivot Limited
Incitec Pivot Limited - ABN 42 004 080 264
8 South Rd, Werribee Vic 3030
Toll-free: 1800 803 453 Fax: (61 3) 9974 0699
Enquiries: lab.feedback@incitecpivot.com.au

Disclaimer: This analysis report is prepared solely for the client listed above. To the extent permitted by law, Incitec Pivot Limited excludes all liability in connection with this report and, where liability cannot be excluded, limits its liability, at its election, to the re-supply of the analysis services or the cost of the re-supply of such services.

SOIL ANALYSIS REPORT

Report Number: 635119

Sustainable Soils Management P/L
PO Box 130
WARREN
NSW 2824



Report Authorised
Paul Kennelly
Laboratory Manager
NATA Accredited Laboratory
Number: 11958

Sample Number: 022071981	Paddock Name: MT041515	Date Received: 2-Sep-2020
Test Code: 2017-083		Date of Report: 27-Oct-2020
Purchase Order No: TPG		
Grower Name: SUSTAINABLE SOIL MANAG		

Analyte	Result	Units	Method Code	Analyte Testing Period
2 hour natural aggregate ^	1			4/09/2020 to 4/09/2020
2 hour remoulded aggregate ^	0			4/09/2020 to 4/09/2020
20 hour natural aggregate ^	1			4/09/2020 to 4/09/2020
20 hour remoulded aggregate ^	0			4/09/2020 to 4/09/2020
Available Potassium ^	400	mg/kg	04-026-ICP8	4/09/2020 to 9/09/2020
Calcium % of Cations	77	%	04-026-ICP8	9/09/2020 to 9/09/2020
Emerson Class ^	2			4/09/2020 to 4/09/2020
Grass Tetany Risk Index ^	0.051		04-026-ICP8	4/09/2020 to 9/09/2020
Magnesium % of Cations	17	%	04-026-ICP8	9/09/2020 to 9/09/2020
Organic Matter (W&B * 1.72) ^	1.4	%	04-054-WCALC	9/09/2020 to 9/09/2020
Potassium % of Cations	4.9	%	04-026-ICP8	9/09/2020 to 9/09/2020
Slaking ^	0			4/09/2020 to 4/09/2020
Soil Colour	Brown		04-042-PHYS	7/09/2020 to 7/09/2020
Soil Texture	Clay		04-042-PHYS	7/09/2020 to 7/09/2020
pH (1:5 CaCl2)	8.0		04-031-PH	4/09/2020 to 7/09/2020
Electrical Conductivity (Sat. Ext.) ^	0.7	dS/m	04-054-WCALC	7/09/2020 to 7/09/2020
Organic Carbon (W&B)	0.84	%	04-018-UV1	7/09/2020 to 9/09/2020
Nitrate Nitrogen	1.7	mg/kg	04-063-FIA3	7/09/2020 to 8/09/2020
Ammonium Nitrogen	1.8	mg/kg	04-063-FIA3	7/09/2020 to 8/09/2020
Sulphur (KCl40)	1.2	mg/kg	04-021-ICP2	7/09/2020 to 8/09/2020
Phosphorus (Colwell)	<5.0	mg/kg	04-013-COL_P	3/09/2020 to 7/09/2020
Phosphorus Buffer Index (PBI-Col)	99		04-020-ICP17	7/09/2020 to 7/09/2020
Potassium (Amm-acet.)	1.0	cmol(+)/kg	04-026-ICP8	4/09/2020 to 9/09/2020
Calcium (Amm-acet.)	16	cmol(+)/kg	04-026-ICP8	4/09/2020 to 9/09/2020
Magnesium (Amm-acet.)	3.6	cmol(+)/kg	04-026-ICP8	4/09/2020 to 9/09/2020
Sodium (Amm-acet.)	0.099	cmol(+)/kg	04-026-ICP8	4/09/2020 to 9/09/2020
Aluminium (KCl)	<9.0	mg/kg	04-027-ICP9	7/09/2020 to 8/09/2020
Aluminium (KCl)	<0.10	cmol(+)/kg	04-027-ICP9	7/09/2020 to 8/09/2020
Cation Exchange Capacity (Amm-acet.)	20.7	cmol(+)/kg	04-026-ICP8	9/09/2020 to 9/09/2020
Sodium % of cations	0.48	%	04-026-ICP8	9/09/2020 to 9/09/2020

Nutrient Advantage Laboratory Services

Nutrient Advantage is a trademark of Incitec Pivot Limited
Incitec Pivot Limited - ABN 42 004 080 264
8 South Rd, Werribee Vic 3030
Toll-free: 1800 803 453 Fax: (61 3) 9974 0699
Enquiries: lab.feedback@incitecpivot.com.au

Disclaimer: This analysis report is prepared solely for the client listed above. To the extent permitted by law, Incitec Pivot Limited excludes all liability in connection with this report and, where liability cannot be excluded, limits its liability, at its election, to the re-supply of the analysis services or the cost of the re-supply of such services.

SOIL ANALYSIS REPORT

Report Number: 635119

Sample Number: 022071981	Paddock Name: MT041515	Date Received: 2-Sep-2020
Test Code: 2017-083		Date of Report: 27-Oct-2020
Purchase Order No: TPG		
Grower Name: SUSTAINABLE SOIL MANAG		

Analyte	Result	Units	Method Code	Analyte Testing Period
Aluminium % of Cations	<1	%	04-026-ICP8	9/09/2020 to 9/09/2020
Calcium/Magnesium Ratio	4.4		04-026-ICP8	4/09/2020 to 9/09/2020
pH (1:5 Water)	8.7		04-031-PH	4/09/2020 to 7/09/2020
Electrical Conductivity (1:5 water)	0.12	dS/m	04-031-PH	4/09/2020 to 7/09/2020
Chloride	<10	mg/kg	04-063-FIA3	7/09/2020 to 8/09/2020
Copper (DTPA)	1.3	mg/kg	04-024-ICP6	7/09/2020 to 8/09/2020
Zinc (DTPA)	0.089	mg/kg	04-024-ICP6	7/09/2020 to 8/09/2020
Manganese (DTPA)	7.8	mg/kg	04-024-ICP6	7/09/2020 to 8/09/2020
Iron (DTPA)	16	mg/kg	04-024-ICP6	7/09/2020 to 8/09/2020
Boron (Hot CaCl ₂)	1.2	mg/kg	04-025-ICP7	7/09/2020 to 8/09/2020
Molybdenum (Hot CaCl ₂) ^	<0.010	mg/kg	04-083-ICP27	8/09/2020 to 9/09/2020
Phosphorus Environmental Risk Index ^	0.05		04-020-ICP17	7/09/2020 to 7/09/2020

Sample condition on receipt: Suitable for testing.

The results pertain only to the sample submitted.

This document shall not be reproduced except in full.

Analyses performed on soil dried at 40°C and ground to 2mm or less.

^ NATA accreditation does not cover the performance of this service.

Accredited for compliance with ISO/IEC 17025 - Testing.

This results of the tests, calibrations and/or measurements included in this document are traceable to Australian/International standards.

Nutrient Advantage Laboratory Services

Nutrient Advantage is a trademark of Incitec Pivot Limited
 Incitec Pivot Limited - ABN 42 004 080 264
 8 South Rd, Werribee Vic 3030
 Toll-free: 1800 803 453 Fax: (61 3) 9974 0699
 Enquiries: lab.feedback@incitecpivot.com.au

Disclaimer: This analysis report is prepared solely for the client listed above. To the extent permitted by law, Incitec Pivot Limited excludes all liability in connection with this report and, where liability cannot be excluded, limits its liability, at its election, to the re-supply of the analysis services or the cost of the re-supply of such services.

SOIL ANALYSIS REPORT

Report Number: 635120

Sustainable Soils Management P/L
PO Box 130
WARREN
NSW 2824



Report Authorised
Paul Kennelly
Laboratory Manager
NATA Accredited Laboratory
Number: 11958

Sample Number: 022071983	Paddock Name: MT0411530	Date Received: 2-Sep-2020
Test Code: 2017-065		Date of Report: 27-Oct-2020
Purchase Order No: TPG		
Grower Name: SUSTAINABLE SOIL MANAG		

Analyte	Result	Units	Method Code	Analyte Testing Period
2 hour natural aggregate ^	1			4/09/2020 to 4/09/2020
2 hour remoulded aggregate ^	0			4/09/2020 to 4/09/2020
20 hour natural aggregate ^	1			4/09/2020 to 4/09/2020
20 hour remoulded aggregate ^	0			4/09/2020 to 4/09/2020
Available Potassium ^	270	mg/kg	04-026-ICP8	4/09/2020 to 9/09/2020
Calcium % of Cations	63	%	04-026-ICP8	9/09/2020 to 9/09/2020
Emerson Class ^	2			4/09/2020 to 4/09/2020
Grass Tetany Risk Index ^	0.038		04-026-ICP8	4/09/2020 to 9/09/2020
Magnesium % of Cations	31	%	04-026-ICP8	9/09/2020 to 9/09/2020
Potassium % of Cations	3.6	%	04-026-ICP8	9/09/2020 to 9/09/2020
Slaking ^	0			4/09/2020 to 4/09/2020
pH (1:5 CaCl2)	7.9		04-031-PH	4/09/2020 to 7/09/2020
Nitrate Nitrogen	0.52	mg/kg	04-063-FIA3	7/09/2020 to 8/09/2020
Ammonium Nitrogen	1.4	mg/kg	04-063-FIA3	7/09/2020 to 8/09/2020
Potassium (Amm-acet.)	0.68	cmol(+)/kg	04-026-ICP8	4/09/2020 to 9/09/2020
Calcium (Amm-acet.)	12	cmol(+)/kg	04-026-ICP8	4/09/2020 to 9/09/2020
Magnesium (Amm-acet.)	6.0	cmol(+)/kg	04-026-ICP8	4/09/2020 to 9/09/2020
Sodium (Amm-acet.)	0.31	cmol(+)/kg	04-026-ICP8	4/09/2020 to 9/09/2020
Aluminium (KCl)	<9.0	mg/kg	04-027-ICP9	7/09/2020 to 8/09/2020
Aluminium (KCl)	<0.10	cmol(+)/kg	04-027-ICP9	7/09/2020 to 8/09/2020
Cation Exchange Capacity (Amm-acet.)	19.1	cmol(+)/kg	04-026-ICP8	9/09/2020 to 9/09/2020
Sodium % of cations	1.6	%	04-026-ICP8	9/09/2020 to 9/09/2020
Aluminium % of Cations	<1	%	04-026-ICP8	9/09/2020 to 9/09/2020
Calcium/Magnesium Ratio	2.0		04-026-ICP8	4/09/2020 to 9/09/2020
pH (1:5 Water)	8.7		04-031-PH	4/09/2020 to 7/09/2020
Electrical Conductivity (1:5 water)	0.10	dS/m	04-031-PH	4/09/2020 to 7/09/2020
Chloride	<10	mg/kg	04-063-FIA3	7/09/2020 to 8/09/2020

Nutrient Advantage Laboratory Services

Nutrient Advantage is a trademark of Incitec Pivot Limited
Incitec Pivot Limited - ABN 42 004 080 264
8 South Rd, Werribee Vic 3030
Toll-free: 1800 803 453 Fax: (61 3) 9974 0699
Enquiries: lab.feedback@incitecpivot.com.au

Disclaimer: This analysis report is prepared solely for the client listed above. To the extent permitted by law, Incitec Pivot Limited excludes all liability in connection with this report and, where liability cannot be excluded, limits its liability, at its election, to the re-supply of the analysis services or the cost of the re-supply of such services.

Report Number: 635120

Sample condition on receipt: Suitable for testing.

The results pertain only to the sample submitted.

This document shall not be reproduced except in full.

Analyses performed on soil dried at 40°C and ground to 2mm or less.

^ NATA accreditation does not cover the performance of this service.

Accredited for compliance with ISO/IEC 17025 - Testing.

This results of the tests, calibrations and/or measurements included in this document are traceable to Australian/International standards.

Nutrient Advantage Laboratory Services

Nutrient Advantage is a trademark of Incitec Pivot Limited

Incitec Pivot Limited - ABN 42 004 080 264

8 South Rd, Werribee Vic 3030

Toll-free: 1800 803 453 Fax: (61 3) 9974 0699

Enquiries: lab.feedback@incitecpivot.com.au

Disclaimer: This analysis report is prepared solely for the client listed above. To the extent permitted by law, Incitec Pivot Limited excludes all liability in connection with this report and, where liability cannot be excluded, limits its liability, at its election, to the re-supply of the analysis services or the cost of the re-supply of such services.

SOIL ANALYSIS REPORT

Report Number: 635121

Sustainable Soils Management P/L
PO Box 130
WARREN
NSW 2824



Report Authorised
Paul Kennelly
Laboratory Manager
NATA Accredited Laboratory
Number: 11958

Sample Number: 022071986	Paddock Name: MT0413060	Date Received: 2-Sep-2020
Test Code: 2017-065		Date of Report: 27-Oct-2020
Purchase Order No: TPG		
Grower Name: SUSTAINABLE SOIL MANAG		

Analyte	Result	Units	Method Code	Analyte Testing Period
2 hour natural aggregate ^	1			4/09/2020 to 4/09/2020
2 hour remoulded aggregate ^	2			4/09/2020 to 4/09/2020
20 hour natural aggregate ^	1			4/09/2020 to 4/09/2020
20 hour remoulded aggregate ^	2			4/09/2020 to 4/09/2020
Available Potassium ^	200	mg/kg	04-026-ICP8	4/09/2020 to 9/09/2020
Calcium % of Cations	50	%	04-026-ICP8	9/09/2020 to 9/09/2020
Emerson Class ^	2			4/09/2020 to 4/09/2020
Grass Tetany Risk Index ^	0.028		04-026-ICP8	4/09/2020 to 9/09/2020
Magnesium % of Cations	41	%	04-026-ICP8	9/09/2020 to 9/09/2020
Potassium % of Cations	2.6	%	04-026-ICP8	9/09/2020 to 9/09/2020
Slaking ^	0			4/09/2020 to 4/09/2020
pH (1:5 CaCl2)	8.3		04-031-PH	4/09/2020 to 7/09/2020
Nitrate Nitrogen	1.9	mg/kg	04-063-FIA3	7/09/2020 to 8/09/2020
Ammonium Nitrogen	1.7	mg/kg	04-063-FIA3	7/09/2020 to 8/09/2020
Potassium (Amm-acet.)	0.52	cmol(+)/kg	04-026-ICP8	4/09/2020 to 9/09/2020
Calcium (Amm-acet.)	10	cmol(+)/kg	04-026-ICP8	4/09/2020 to 9/09/2020
Magnesium (Amm-acet.)	8.3	cmol(+)/kg	04-026-ICP8	4/09/2020 to 9/09/2020
Sodium (Amm-acet.)	1.1	cmol(+)/kg	04-026-ICP8	4/09/2020 to 9/09/2020
Aluminium (KCl)	12	mg/kg	04-027-ICP9	7/09/2020 to 8/09/2020
Aluminium (KCl)	0.14	cmol(+)/kg	04-027-ICP9	7/09/2020 to 8/09/2020
Cation Exchange Capacity (Amm-acet.)	20.2	cmol(+)/kg	04-026-ICP8	9/09/2020 to 9/09/2020
Sodium % of cations	5.7	%	04-026-ICP8	9/09/2020 to 9/09/2020
Aluminium % of Cations	0.67	%	04-026-ICP8	9/09/2020 to 9/09/2020
Calcium/Magnesium Ratio	1.2		04-026-ICP8	4/09/2020 to 9/09/2020
pH (1:5 Water)	9.2		04-031-PH	4/09/2020 to 7/09/2020
Electrical Conductivity (1:5 water)	0.16	dS/m	04-031-PH	4/09/2020 to 7/09/2020
Chloride	<10	mg/kg	04-063-FIA3	7/09/2020 to 8/09/2020

Nutrient Advantage Laboratory Services

Nutrient Advantage is a trademark of Incitec Pivot Limited
Incitec Pivot Limited - ABN 42 004 080 264
8 South Rd, Werribee Vic 3030
Toll-free: 1800 803 453 Fax: (61 3) 9974 0699
Enquiries: lab.feedback@incitecpivot.com.au

Disclaimer: This analysis report is prepared solely for the client listed above. To the extent permitted by law, Incitec Pivot Limited excludes all liability in connection with this report and, where liability cannot be excluded, limits its liability, at its election, to the re-supply of the analysis services or the cost of the re-supply of such services.

Report Number: 635121

Sample condition on receipt: Suitable for testing.

The results pertain only to the sample submitted.

This document shall not be reproduced except in full.

Analyses performed on soil dried at 40°C and ground to 2mm or less.

^ NATA accreditation does not cover the performance of this service.

Accredited for compliance with ISO/IEC 17025 - Testing.

This results of the tests, calibrations and/or measurements included in this document are traceable to Australian/International standards.

Nutrient Advantage Laboratory Services

Nutrient Advantage is a trademark of Incitec Pivot Limited

Incitec Pivot Limited - ABN 42 004 080 264

8 South Rd, Werribee Vic 3030

Toll-free: 1800 803 453 Fax: (61 3) 9974 0699

Enquiries: lab.feedback@incitecpivot.com.au

Disclaimer: This analysis report is prepared solely for the client listed above. To the extent permitted by law, Incitec Pivot Limited excludes all liability in connection with this report and, where liability cannot be excluded, limits its liability, at its election, to the re-supply of the analysis services or the cost of the re-supply of such services.

SOIL ANALYSIS REPORT

Report Number: 635122

Sustainable Soils Management P/L
PO Box 130
WARREN
NSW 2824



Report Authorised
Paul Kennelly
Laboratory Manager
NATA Accredited Laboratory
Number: 11958

Sample Number: 022071985	Paddock Name: MT04160100	Date Received: 2-Sep-2020
Test Code: 2017-065		Date of Report: 27-Oct-2020
Purchase Order No: TPG		
Grower Name: SUSTAINABLE SOIL MANAG		

Analyte	Result	Units	Method Code	Analyte Testing Period
2 hour natural aggregate ^	4			4/09/2020 to 4/09/2020
2 hour remoulded aggregate ^	4			4/09/2020 to 4/09/2020
20 hour natural aggregate ^	4			4/09/2020 to 4/09/2020
20 hour remoulded aggregate ^	4			4/09/2020 to 4/09/2020
Available Potassium ^	200	mg/kg	04-026-ICP8	4/09/2020 to 9/09/2020
Calcium % of Cations	47	%	04-026-ICP8	9/09/2020 to 9/09/2020
Emerson Class ^	8			4/09/2020 to 4/09/2020
Grass Tetany Risk Index ^	0.028		04-026-ICP8	4/09/2020 to 9/09/2020
Magnesium % of Cations	41	%	04-026-ICP8	9/09/2020 to 9/09/2020
Potassium % of Cations	2.5	%	04-026-ICP8	9/09/2020 to 9/09/2020
Slaking ^	1			4/09/2020 to 4/09/2020
pH (1:5 CaCl ₂)	8.5		04-031-PH	4/09/2020 to 7/09/2020
Nitrate Nitrogen	2.7	mg/kg	04-063-FIA3	7/09/2020 to 8/09/2020
Ammonium Nitrogen	1.4	mg/kg	04-063-FIA3	7/09/2020 to 8/09/2020
Potassium (Amm-acet.)	0.52	cmol(+)/kg	04-026-ICP8	4/09/2020 to 9/09/2020
Calcium (Amm-acet.)	9.8	cmol(+)/kg	04-026-ICP8	4/09/2020 to 9/09/2020
Magnesium (Amm-acet.)	8.5	cmol(+)/kg	04-026-ICP8	4/09/2020 to 9/09/2020
Sodium (Amm-acet.)	2.1	cmol(+)/kg	04-026-ICP8	4/09/2020 to 9/09/2020
Aluminium (KCl)	13	mg/kg	04-027-ICP9	7/09/2020 to 8/09/2020
Aluminium (KCl)	0.14	cmol(+)/kg	04-027-ICP9	7/09/2020 to 8/09/2020
Cation Exchange Capacity (Amm-acet.)	21.0	cmol(+)/kg	04-026-ICP8	9/09/2020 to 9/09/2020
Sodium % of cations	9.9	%	04-026-ICP8	9/09/2020 to 9/09/2020
Aluminium % of Cations	0.67	%	04-026-ICP8	9/09/2020 to 9/09/2020
Calcium/Magnesium Ratio	1.2		04-026-ICP8	4/09/2020 to 9/09/2020
pH (1:5 Water)	9.5		04-031-PH	4/09/2020 to 7/09/2020
Electrical Conductivity (1:5 water)	0.21	dS/m	04-031-PH	4/09/2020 to 7/09/2020
Chloride	13	mg/kg	04-063-FIA3	7/09/2020 to 8/09/2020

Nutrient Advantage Laboratory Services

Nutrient Advantage is a trademark of Incitec Pivot Limited
Incitec Pivot Limited - ABN 42 004 080 264
8 South Rd, Werribee Vic 3030
Toll-free: 1800 803 453 Fax: (61 3) 9974 0699
Enquiries: lab.feedback@incitecpivot.com.au

Disclaimer: This analysis report is prepared solely for the client listed above. To the extent permitted by law, Incitec Pivot Limited excludes all liability in connection with this report and, where liability cannot be excluded, limits its liability, at its election, to the re-supply of the analysis services or the cost of the re-supply of such services.

Report Number: 635122

Sample condition on receipt: Suitable for testing.

The results pertain only to the sample submitted.

This document shall not be reproduced except in full.

Analyses performed on soil dried at 40°C and ground to 2mm or less.

^ NATA accreditation does not cover the performance of this service.

Accredited for compliance with ISO/IEC 17025 - Testing.

This results of the tests, calibrations and/or measurements included in this document are traceable to Australian/International standards.

Nutrient Advantage Laboratory Services

Nutrient Advantage is a trademark of Incitec Pivot Limited

Incitec Pivot Limited - ABN 42 004 080 264

8 South Rd, Werribee Vic 3030

Toll-free: 1800 803 453 Fax: (61 3) 9974 0699

Enquiries: lab.feedback@incitecpivot.com.au

Disclaimer: This analysis report is prepared solely for the client listed above. To the extent permitted by law, Incitec Pivot Limited excludes all liability in connection with this report and, where liability cannot be excluded, limits its liability, at its election, to the re-supply of the analysis services or the cost of the re-supply of such services.

SOIL ANALYSIS REPORT

Report Number: 635123

Sustainable Soils Management P/L
PO Box 130
WARREN
NSW 2824



Report Authorised
Paul Kennelly
Laboratory Manager
NATA Accredited Laboratory
Number: 11958

Sample Number: 022071984	Paddock Name: MT04205	Date Received: 2-Sep-2020
Test Code: CT170		Date of Report: 27-Oct-2020
Purchase Order No: TPG		
Grower Name: SUSTAINABLE SOIL MANAG		

Analyte	Result	Units	Method Code	Analyte Testing Period
2 hour natural aggregate ^	1			4/09/2020 to 4/09/2020
2 hour remoulded aggregate ^	1			4/09/2020 to 4/09/2020
20 hour natural aggregate ^	1			4/09/2020 to 4/09/2020
20 hour remoulded aggregate ^	1			4/09/2020 to 4/09/2020
Available Potassium ^	470	mg/kg	04-026-ICP8	4/09/2020 to 9/09/2020
Calcium % of Cations	54	%	04-026-ICP8	9/09/2020 to 9/09/2020
Emerson Class ^	8			4/09/2020 to 4/09/2020
Grass Tetany Risk Index ^	0.14		04-026-ICP8	4/09/2020 to 9/09/2020
Magnesium % of Cations	31	%	04-026-ICP8	9/09/2020 to 9/09/2020
Potassium % of Cations	12	%	04-026-ICP8	9/09/2020 to 9/09/2020
Slaking ^	1			4/09/2020 to 4/09/2020
Soil Colour	Red		04-042-PHYS	7/09/2020 to 7/09/2020
Soil Texture	Clay		04-042-PHYS	7/09/2020 to 7/09/2020
pH (1:5 CaCl2)	5.0		04-031-PH	4/09/2020 to 7/09/2020
Electrical Conductivity (Sat. Ext.) ^	0.9	dS/m	04-054-WCALC	7/09/2020 to 7/09/2020
Active (labile) Carbon ^	379	mg/kg	04-065-ACTIVE_C	8/09/2020 to 9/09/2020
Nitrate Nitrogen	41	mg/kg	04-063-FIA3	7/09/2020 to 8/09/2020
Ammonium Nitrogen	16	mg/kg	04-063-FIA3	7/09/2020 to 8/09/2020
Total Carbon (combustion)	1.5	%	04-086-TC	8/09/2020 to 8/09/2020
Sulphur (KCl40)	14	mg/kg	04-021-ICP2	7/09/2020 to 8/09/2020
Phosphorus (Colwell)	35	mg/kg	04-013-COL_P	3/09/2020 to 7/09/2020
Phosphorus Buffer Index (PBI-Col)	93		04-020-ICP17	7/09/2020 to 7/09/2020
Potassium (Amm-acet.)	1.2	cmol(+)/kg	04-026-ICP8	4/09/2020 to 9/09/2020
Calcium (Amm-acet.)	5.3	cmol(+)/kg	04-026-ICP8	4/09/2020 to 9/09/2020
Magnesium (Amm-acet.)	3.0	cmol(+)/kg	04-026-ICP8	4/09/2020 to 9/09/2020
Sodium (Amm-acet.)	0.10	cmol(+)/kg	04-026-ICP8	4/09/2020 to 9/09/2020
Aluminium (KCl)	13	mg/kg	04-027-ICP9	7/09/2020 to 8/09/2020
Aluminium (KCl)	0.14	cmol(+)/kg	04-027-ICP9	7/09/2020 to 8/09/2020
Cation Exchange Capacity (Amm-acet.)	9.75	cmol(+)/kg	04-026-ICP8	9/09/2020 to 9/09/2020
Sodium % of cations	1.0	%	04-026-ICP8	9/09/2020 to 9/09/2020

Nutrient Advantage Laboratory Services

Nutrient Advantage is a trademark of Incitec Pivot Limited
Incitec Pivot Limited - ABN 42 004 080 264
8 South Rd, Werribee Vic 3030
Toll-free: 1800 803 453 Fax: (61 3) 9974 0699
Enquiries: lab.feedback@incitecpivot.com.au

Disclaimer: This analysis report is prepared solely for the client listed above. To the extent permitted by law, Incitec Pivot Limited excludes all liability in connection with this report and, where liability cannot be excluded, limits its liability, at its election, to the re-supply of the analysis services or the cost of the re-supply of such services.

SOIL ANALYSIS REPORT

Report Number: 635123

Sample Number: 022071984	Paddock Name: MT04205	Date Received: 2-Sep-2020
Test Code: CT170		Date of Report: 27-Oct-2020
Purchase Order No: TPG		
Grower Name: SUSTAINABLE SOIL MANAG		

Analyte	Result	Units	Method Code	Analyte Testing Period
Aluminium % of Cations	1.5	%	04-026-ICP8	9/09/2020 to 9/09/2020
Calcium/Magnesium Ratio	1.8		04-026-ICP8	4/09/2020 to 9/09/2020
pH (1:5 Water)	5.7		04-031-PH	4/09/2020 to 7/09/2020
Electrical Conductivity (1:5 water)	0.14	dS/m	04-031-PH	4/09/2020 to 7/09/2020
Chloride	13	mg/kg	04-063-FIA3	7/09/2020 to 8/09/2020
Copper (DTPA)	3.3	mg/kg	04-024-ICP6	7/09/2020 to 8/09/2020
Zinc (DTPA)	0.56	mg/kg	04-024-ICP6	7/09/2020 to 8/09/2020
Manganese (DTPA)	82	mg/kg	04-024-ICP6	7/09/2020 to 8/09/2020
Iron (DTPA)	37	mg/kg	04-024-ICP6	7/09/2020 to 8/09/2020
Boron (Hot CaCl2)	0.93	mg/kg	04-025-ICP7	7/09/2020 to 8/09/2020
Phosphorus Environmental Risk Index ^	0.38		04-020-ICP17	7/09/2020 to 7/09/2020
Sand (Coarse) ^	17.5	%	04-001-SANSILCLAY	3/09/2020 to 7/09/2020
Sand (Fine) ^	32.6	%	04-001-SANSILCLAY	3/09/2020 to 7/09/2020
Silt ^	15.8	%	04-001-SANSILCLAY	3/09/2020 to 7/09/2020
Clay ^	34.1	%	04-001-SANSILCLAY	3/09/2020 to 7/09/2020
Texture (Calculated) ^			04-001-SANSILCLAY	3/09/2020 to 7/09/2020

Sample condition on receipt: Suitable for testing.

The results pertain only to the sample submitted.

This document shall not be reproduced except in full.

Analyses performed on soil dried at 40°C and ground to 2mm or less.

^ NATA accreditation does not cover the performance of this service.

Accredited for compliance with ISO/IEC 17025 - Testing.

This results of the tests, calibrations and/or measurements included in this document are traceable to Australian/International standards.

Nutrient Advantage Laboratory Services

Nutrient Advantage is a trademark of Incitec Pivot Limited
Incitec Pivot Limited - ABN 42 004 080 264
8 South Rd, Werribee Vic 3030
Toll-free: 1800 803 453 Fax: (61 3) 9974 0699
Enquiries: lab.feedback@incitecpivot.com.au

Disclaimer: This analysis report is prepared solely for the client listed above. To the extent permitted by law, Incitec Pivot Limited excludes all liability in connection with this report and, where liability cannot be excluded, limits its liability, at its election, to the re-supply of the analysis services or the cost of the re-supply of such services.

SOIL ANALYSIS REPORT

Report Number: 635124

Sustainable Soils Management P/L
PO Box 130
WARREN
NSW 2824



Report Authorised
Paul Kennelly
Laboratory Manager
NATA Accredited Laboratory
Number: 11958

Sample Number: 022071980	Paddock Name: MT042515	Date Received: 2-Sep-2020
Test Code: CT170		Date of Report: 27-Oct-2020
Purchase Order No: TPG		
Grower Name: SUSTAINABLE SOIL MANAG		

Analyte	Result	Units	Method Code	Analyte Testing Period
2 hour natural aggregate ^	1			4/09/2020 to 4/09/2020
2 hour remoulded aggregate ^	1			4/09/2020 to 4/09/2020
20 hour natural aggregate ^	1			4/09/2020 to 4/09/2020
20 hour remoulded aggregate ^	0			4/09/2020 to 4/09/2020
Available Potassium ^	320	mg/kg	04-026-ICP8	4/09/2020 to 9/09/2020
Calcium % of Cations	58	%	04-026-ICP8	9/09/2020 to 9/09/2020
Emerson Class ^	2			4/09/2020 to 4/09/2020
Grass Tetany Risk Index ^	0.10		04-026-ICP8	4/09/2020 to 9/09/2020
Magnesium % of Cations	31	%	04-026-ICP8	9/09/2020 to 9/09/2020
Potassium % of Cations	9.0	%	04-026-ICP8	9/09/2020 to 9/09/2020
Slaking ^	0			4/09/2020 to 4/09/2020
Soil Colour	Red		04-042-PHYS	7/09/2020 to 7/09/2020
Soil Texture	Clay		04-042-PHYS	7/09/2020 to 7/09/2020
pH (1:5 CaCl2)	4.9		04-031-PH	4/09/2020 to 7/09/2020
Electrical Conductivity (Sat. Ext.) ^	0.4	dS/m	04-054-WCALC	7/09/2020 to 7/09/2020
Active (labile) Carbon ^	220	mg/kg	04-065-ACTIVE_C	8/09/2020 to 9/09/2020
Nitrate Nitrogen	13	mg/kg	04-063-FIA3	7/09/2020 to 8/09/2020
Ammonium Nitrogen	1.8	mg/kg	04-063-FIA3	7/09/2020 to 8/09/2020
Total Carbon (combustion)	1.1	%	04-086-TC	8/09/2020 to 8/09/2020
Sulphur (KCl40)	6.6	mg/kg	04-021-ICP2	7/09/2020 to 8/09/2020
Phosphorus (Colwell)	18	mg/kg	04-013-COL_P	3/09/2020 to 7/09/2020
Phosphorus Buffer Index (PBI-Col)	88		04-020-ICP17	7/09/2020 to 7/09/2020
Potassium (Amm-acet.)	0.82	cmol(+)/kg	04-026-ICP8	4/09/2020 to 9/09/2020
Calcium (Amm-acet.)	5.3	cmol(+)/kg	04-026-ICP8	4/09/2020 to 9/09/2020
Magnesium (Amm-acet.)	2.8	cmol(+)/kg	04-026-ICP8	4/09/2020 to 9/09/2020
Sodium (Amm-acet.)	0.072	cmol(+)/kg	04-026-ICP8	4/09/2020 to 9/09/2020
Aluminium (KCl)	14	mg/kg	04-027-ICP9	7/09/2020 to 8/09/2020
Aluminium (KCl)	0.16	cmol(+)/kg	04-027-ICP9	7/09/2020 to 8/09/2020
Cation Exchange Capacity (Amm-acet.)	9.12	cmol(+)/kg	04-026-ICP8	9/09/2020 to 9/09/2020
Sodium % of cations	0.79	%	04-026-ICP8	9/09/2020 to 9/09/2020

Nutrient Advantage Laboratory Services

Nutrient Advantage is a trademark of Incitec Pivot Limited
Incitec Pivot Limited - ABN 42 004 080 264
8 South Rd, Werribee Vic 3030
Toll-free: 1800 803 453 Fax: (61 3) 9974 0699
Enquiries: lab.feedback@incitecpivot.com.au

Disclaimer: This analysis report is prepared solely for the client listed above. To the extent permitted by law, Incitec Pivot Limited excludes all liability in connection with this report and, where liability cannot be excluded, limits its liability, at its election, to the re-supply of the analysis services or the cost of the re-supply of such services.

SOIL ANALYSIS REPORT

Report Number: 635124

Sample Number: 022071980	Paddock Name: MT042515	Date Received: 2-Sep-2020
Test Code: CT170		Date of Report: 27-Oct-2020
Purchase Order No: TPG		
Grower Name: SUSTAINABLE SOIL MANAG		

Analyte	Result	Units	Method Code	Analyte Testing Period
Aluminium % of Cations	1.7	%	04-026-ICP8	9/09/2020 to 9/09/2020
Calcium/Magnesium Ratio	1.9		04-026-ICP8	4/09/2020 to 9/09/2020
pH (1:5 Water)	5.8		04-031-PH	4/09/2020 to 7/09/2020
Electrical Conductivity (1:5 water)	0.06	dS/m	04-031-PH	4/09/2020 to 7/09/2020
Chloride	<10	mg/kg	04-063-FIA3	7/09/2020 to 8/09/2020
Copper (DTPA)	3.3	mg/kg	04-024-ICP6	7/09/2020 to 8/09/2020
Zinc (DTPA)	0.19	mg/kg	04-024-ICP6	7/09/2020 to 8/09/2020
Manganese (DTPA)	34	mg/kg	04-024-ICP6	7/09/2020 to 8/09/2020
Iron (DTPA)	24	mg/kg	04-024-ICP6	7/09/2020 to 8/09/2020
Boron (Hot CaCl2)	0.84	mg/kg	04-025-ICP7	7/09/2020 to 8/09/2020
Phosphorus Environmental Risk Index ^	0.20		04-020-ICP17	7/09/2020 to 7/09/2020
Sand (Coarse) ^	16.3	%	04-001-SANSILCLAY	3/09/2020 to 7/09/2020
Sand (Fine) ^	30.2	%	04-001-SANSILCLAY	3/09/2020 to 7/09/2020
Silt ^	16.2	%	04-001-SANSILCLAY	3/09/2020 to 7/09/2020
Clay ^	37.3	%	04-001-SANSILCLAY	3/09/2020 to 7/09/2020
Texture (Calculated) ^			04-001-SANSILCLAY	3/09/2020 to 7/09/2020

Sample condition on receipt: Suitable for testing.

The results pertain only to the sample submitted.

This document shall not be reproduced except in full.

Analyses performed on soil dried at 40°C and ground to 2mm or less.

^ NATA accreditation does not cover the performance of this service.

Accredited for compliance with ISO/IEC 17025 - Testing.

This results of the tests, calibrations and/or measurements included in this document are traceable to Australian/International standards.

Nutrient Advantage Laboratory Services

Nutrient Advantage is a trademark of Incitec Pivot Limited
Incitec Pivot Limited - ABN 42 004 080 264
8 South Rd, Werribee Vic 3030
Toll-free: 1800 803 453 Fax: (61 3) 9974 0699
Enquiries: lab.feedback@incitecpivot.com.au

Disclaimer: This analysis report is prepared solely for the client listed above. To the extent permitted by law, Incitec Pivot Limited excludes all liability in connection with this report and, where liability cannot be excluded, limits its liability, at its election, to the re-supply of the analysis services or the cost of the re-supply of such services.

SOIL ANALYSIS REPORT

Report Number: 635125

Sustainable Soils Management P/L
PO Box 130
WARREN
NSW 2824



Report Authorised
Paul Kennelly
Laboratory Manager
NATA Accredited Laboratory
Number: 11958

Sample Number: 022071974	Paddock Name: MT0421530	Date Received: 2-Sep-2020
Test Code: CT172		Date of Report: 27-Oct-2020
Purchase Order No: TPG		
Grower Name: SUSTAINABLE SOIL MANAG		

Analyte	Result	Units	Method Code	Analyte Testing Period
2 hour natural aggregate ^	1			4/09/2020 to 4/09/2020
2 hour remoulded aggregate ^	1			4/09/2020 to 4/09/2020
20 hour natural aggregate ^	1			4/09/2020 to 4/09/2020
20 hour remoulded aggregate ^	1			4/09/2020 to 4/09/2020
Available Potassium ^	170	mg/kg	04-026-ICP8	4/09/2020 to 9/09/2020
Calcium % of Cations	56	%	04-026-ICP8	9/09/2020 to 9/09/2020
Emerson Class ^	8			4/09/2020 to 4/09/2020
Grass Tetany Risk Index ^	0.036		04-026-ICP8	4/09/2020 to 9/09/2020
Magnesium % of Cations	38	%	04-026-ICP8	9/09/2020 to 9/09/2020
Potassium % of Cations	3.4	%	04-026-ICP8	9/09/2020 to 9/09/2020
Slaking ^	1			4/09/2020 to 4/09/2020
pH (1:5 CaCl2)	6.2		04-031-PH	4/09/2020 to 7/09/2020
Active (labile) Carbon ^	167	mg/kg	04-065-ACTIVE_C	8/09/2020 to 9/09/2020
Nitrate Nitrogen	9.7	mg/kg	04-063-FIA3	7/09/2020 to 8/09/2020
Ammonium Nitrogen	1.2	mg/kg	04-063-FIA3	7/09/2020 to 8/09/2020
Total Carbon (combustion)	0.69	%	04-086-TC	8/09/2020 to 8/09/2020
Potassium (Amm-acet.)	0.43	cmol(+)/kg	04-026-ICP8	4/09/2020 to 9/09/2020
Calcium (Amm-acet.)	7.1	cmol(+)/kg	04-026-ICP8	4/09/2020 to 9/09/2020
Magnesium (Amm-acet.)	4.8	cmol(+)/kg	04-026-ICP8	4/09/2020 to 9/09/2020
Sodium (Amm-acet.)	0.092	cmol(+)/kg	04-026-ICP8	4/09/2020 to 9/09/2020
Aluminium (KCl)	13	mg/kg	04-027-ICP9	7/09/2020 to 8/09/2020
Aluminium (KCl)	0.15	cmol(+)/kg	04-027-ICP9	7/09/2020 to 8/09/2020
Cation Exchange Capacity (Amm-acet.)	12.6	cmol(+)/kg	04-026-ICP8	9/09/2020 to 9/09/2020
Sodium % of cations	0.73	%	04-026-ICP8	9/09/2020 to 9/09/2020
Aluminium % of Cations	1.2	%	04-026-ICP8	9/09/2020 to 9/09/2020
Calcium/Magnesium Ratio	1.5		04-026-ICP8	4/09/2020 to 9/09/2020
pH (1:5 Water)	7.1		04-031-PH	4/09/2020 to 7/09/2020
Electrical Conductivity (1:5 water)	0.05	dS/m	04-031-PH	4/09/2020 to 7/09/2020
Chloride	<10	mg/kg	04-063-FIA3	7/09/2020 to 8/09/2020
Sand (Coarse) ^	15.9	%	04-001-SANSILCLAY	3/09/2020 to 7/09/2020

Nutrient Advantage Laboratory Services

Nutrient Advantage is a trademark of Incitec Pivot Limited
Incitec Pivot Limited - ABN 42 004 080 264
8 South Rd, Werribee Vic 3030
Toll-free: 1800 803 453 Fax: (61 3) 9974 0699
Enquiries: lab.feedback@incitecpivot.com.au

Disclaimer: This analysis report is prepared solely for the client listed above. To the extent permitted by law, Incitec Pivot Limited excludes all liability in connection with this report and, where liability cannot be excluded, limits its liability, at its election, to the re-supply of the analysis services or the cost of the re-supply of such services.

SOIL ANALYSIS REPORT

Report Number: 635125

Sample Number: 022071974	Paddock Name: MT0421530	Date Received: 2-Sep-2020
Test Code: CT172		Date of Report: 27-Oct-2020
Purchase Order No: TPG		
Grower Name: SUSTAINABLE SOIL MANAG		

Analyte	Result	Units	Method Code	Analyte Testing Period
Sand (Fine) ^	25.1	%	04-001-SANSILCLAY	3/09/2020 to 7/09/2020
Silt ^	11.3	%	04-001-SANSILCLAY	3/09/2020 to 7/09/2020
Clay ^	47.7	%	04-001-SANSILCLAY	3/09/2020 to 7/09/2020
Texture (Calculated) ^			04-001-SANSILCLAY	3/09/2020 to 7/09/2020

Sample condition on receipt: Suitable for testing.

The results pertain only to the sample submitted.

This document shall not be reproduced except in full.

Analyses performed on soil dried at 40°C and ground to 2mm or less.

^ NATA accreditation does not cover the performance of this service.

Accredited for compliance with ISO/IEC 17025 - Testing.

This results of the tests, calibrations and/or measurements included in this document are traceable to Australian/International standards.

Nutrient Advantage Laboratory Services

Nutrient Advantage is a trademark of Incitec Pivot Limited
Incitec Pivot Limited - ABN 42 004 080 264
8 South Rd, Werribee Vic 3030
Toll-free: 1800 803 453 Fax: (61 3) 9974 0699
Enquiries: lab.feedback@incitecpivot.com.au

Disclaimer: This analysis report is prepared solely for the client listed above. To the extent permitted by law, Incitec Pivot Limited excludes all liability in connection with this report and, where liability cannot be excluded, limits its liability, at its election, to the re-supply of the analysis services or the cost of the re-supply of such services.

SOIL ANALYSIS REPORT

Report Number: 635126

Sustainable Soils Management P/L
PO Box 130
WARREN
NSW 2824



Report Authorised
Paul Kennelly
Laboratory Manager
NATA Accredited Laboratory
Number: 11958

Sample Number: 022071973	Paddock Name: MT0423060	Date Received: 2-Sep-2020
Test Code: 2017-064		Date of Report: 27-Oct-2020
Purchase Order No: TPG		
Grower Name: SUSTAINABLE SOIL MANAG		

Analyte	Result	Units	Method Code	Analyte Testing Period
2 hour natural aggregate ^	1			4/09/2020 to 4/09/2020
2 hour remoulded aggregate ^	0			4/09/2020 to 4/09/2020
20 hour natural aggregate ^	1			4/09/2020 to 4/09/2020
20 hour remoulded aggregate ^	0			4/09/2020 to 4/09/2020
Available Potassium ^	130	mg/kg	04-026-ICP8	4/09/2020 to 9/09/2020
Calcium % of Cations	48	%	04-026-ICP8	9/09/2020 to 9/09/2020
Emerson Class ^	2			4/09/2020 to 4/09/2020
Grass Tetany Risk Index ^	0.020		04-026-ICP8	4/09/2020 to 9/09/2020
Magnesium % of Cations	49	%	04-026-ICP8	9/09/2020 to 9/09/2020
Potassium % of Cations	1.9	%	04-026-ICP8	9/09/2020 to 9/09/2020
Slaking ^	0			4/09/2020 to 4/09/2020
pH (1:5 CaCl ₂)	6.8		04-031-PH	4/09/2020 to 7/09/2020
Nitrate Nitrogen	12	mg/kg	04-063-FIA3	7/09/2020 to 8/09/2020
Ammonium Nitrogen	1.2	mg/kg	04-063-FIA3	7/09/2020 to 8/09/2020
Potassium (Amm-acet.)	0.33	cmol(+)/kg	04-026-ICP8	4/09/2020 to 9/09/2020
Calcium (Amm-acet.)	8.3	cmol(+)/kg	04-026-ICP8	4/09/2020 to 9/09/2020
Magnesium (Amm-acet.)	8.4	cmol(+)/kg	04-026-ICP8	4/09/2020 to 9/09/2020
Sodium (Amm-acet.)	0.13	cmol(+)/kg	04-026-ICP8	4/09/2020 to 9/09/2020
Aluminium (KCl)	15	mg/kg	04-027-ICP9	7/09/2020 to 8/09/2020
Aluminium (KCl)	0.16	cmol(+)/kg	04-027-ICP9	7/09/2020 to 8/09/2020
Cation Exchange Capacity (Amm-acet.)	17.4	cmol(+)/kg	04-026-ICP8	9/09/2020 to 9/09/2020
Sodium % of cations	0.77	%	04-026-ICP8	9/09/2020 to 9/09/2020
Aluminium % of Cations	0.94	%	04-026-ICP8	9/09/2020 to 9/09/2020
Calcium/Magnesium Ratio	0.99		04-026-ICP8	4/09/2020 to 9/09/2020
pH (1:5 Water)	7.6		04-031-PH	4/09/2020 to 7/09/2020
Electrical Conductivity (1:5 water)	0.06	dS/m	04-031-PH	4/09/2020 to 7/09/2020
Chloride	<10	mg/kg	04-063-FIA3	7/09/2020 to 8/09/2020
Sand (Coarse) ^	16.0	%	04-001-SANSILCLAY	3/09/2020 to 7/09/2020
Sand (Fine) ^	18.4	%	04-001-SANSILCLAY	3/09/2020 to 7/09/2020
Silt ^	8.8	%	04-001-SANSILCLAY	3/09/2020 to 7/09/2020

Nutrient Advantage Laboratory Services

Nutrient Advantage is a trademark of Incitec Pivot Limited
Incitec Pivot Limited - ABN 42 004 080 264
8 South Rd, Werribee Vic 3030
Toll-free: 1800 803 453 Fax: (61 3) 9974 0699
Enquiries: lab.feedback@incitecpivot.com.au

Disclaimer: This analysis report is prepared solely for the client listed above. To the extent permitted by law, Incitec Pivot Limited excludes all liability in connection with this report and, where liability cannot be excluded, limits its liability, at its election, to the re-supply of the analysis services or the cost of the re-supply of such services.

SOIL ANALYSIS REPORT

Report Number: 635126

Sample Number: 022071973	Paddock Name: MT0423060	Date Received: 2-Sep-2020
Test Code: 2017-064		Date of Report: 27-Oct-2020
Purchase Order No: TPG		
Grower Name: SUSTAINABLE SOIL MANAG		

Analyte	Result	Units	Method Code	Analyte Testing Period
Clay ^	56.8	%	04-001-SANSILCLAY	3/09/2020 to 7/09/2020
Texture (Calculated) ^			04-001-SANSILCLAY	3/09/2020 to 7/09/2020

Sample condition on receipt: Suitable for testing.

The results pertain only to the sample submitted.

This document shall not be reproduced except in full.

Analyses performed on soil dried at 40°C and ground to 2mm or less.

^ NATA accreditation does not cover the performance of this service.

Accredited for compliance with ISO/IEC 17025 - Testing.

This results of the tests, calibrations and/or measurements included in this document are traceable to Australian/International standards.

Nutrient Advantage Laboratory Services

Nutrient Advantage is a trademark of Incitec Pivot Limited
Incitec Pivot Limited - ABN 42 004 080 264
8 South Rd, Werribee Vic 3030
Toll-free: 1800 803 453 Fax: (61 3) 9974 0699
Enquiries: lab.feedback@incitecpivot.com.au

Disclaimer: This analysis report is prepared solely for the client listed above. To the extent permitted by law, Incitec Pivot Limited excludes all liability in connection with this report and, where liability cannot be excluded, limits its liability, at its election, to the re-supply of the analysis services or the cost of the re-supply of such services.

SOIL ANALYSIS REPORT

Report Number: 635127

Sustainable Soils Management P/L
PO Box 130
WARREN
NSW 2824



Report Authorised
Paul Kennelly
Laboratory Manager
NATA Accredited Laboratory
Number: 11958

Sample Number: 022071972	Paddock Name: MT04260100	Date Received: 2-Sep-2020
Test Code: 2017-064		Date of Report: 27-Oct-2020
Purchase Order No: TPG		
Grower Name: SUSTAINABLE SOIL MANAG		

Analyte	Result	Units	Method Code	Analyte Testing Period
2 hour natural aggregate ^	0			4/09/2020 to 4/09/2020
2 hour remoulded aggregate ^	0			4/09/2020 to 4/09/2020
20 hour natural aggregate ^	0			4/09/2020 to 4/09/2020
20 hour remoulded aggregate ^	0			4/09/2020 to 4/09/2020
Available Potassium ^	92	mg/kg	04-026-ICP8	4/09/2020 to 9/09/2020
Calcium % of Cations	42	%	04-026-ICP8	9/09/2020 to 9/09/2020
Emerson Class ^	6			4/09/2020 to 4/09/2020
Grass Tetany Risk Index ^	0.0092		04-026-ICP8	4/09/2020 to 9/09/2020
Magnesium % of Cations	56	%	04-026-ICP8	9/09/2020 to 9/09/2020
Potassium % of Cations	0.92	%	04-026-ICP8	9/09/2020 to 9/09/2020
Slaking ^	0			4/09/2020 to 4/09/2020
pH (1:5 CaCl2)	6.7		04-031-PH	4/09/2020 to 7/09/2020
Nitrate Nitrogen	2.7	mg/kg	04-063-FIA3	7/09/2020 to 8/09/2020
Ammonium Nitrogen	1.6	mg/kg	04-063-FIA3	7/09/2020 to 8/09/2020
Potassium (Amm-acet.)	0.23	cmol(+)/kg	04-026-ICP8	4/09/2020 to 9/09/2020
Calcium (Amm-acet.)	11	cmol(+)/kg	04-026-ICP8	4/09/2020 to 9/09/2020
Magnesium (Amm-acet.)	14	cmol(+)/kg	04-026-ICP8	4/09/2020 to 9/09/2020
Sodium (Amm-acet.)	0.18	cmol(+)/kg	04-026-ICP8	4/09/2020 to 9/09/2020
Aluminium (KCl)	14	mg/kg	04-027-ICP9	7/09/2020 to 8/09/2020
Aluminium (KCl)	0.15	cmol(+)/kg	04-027-ICP9	7/09/2020 to 8/09/2020
Cation Exchange Capacity (Amm-acet.)	25.5	cmol(+)/kg	04-026-ICP8	9/09/2020 to 9/09/2020
Sodium % of cations	0.72	%	04-026-ICP8	9/09/2020 to 9/09/2020
Aluminium % of Cations	0.60	%	04-026-ICP8	9/09/2020 to 9/09/2020
Calcium/Magnesium Ratio	0.79		04-026-ICP8	4/09/2020 to 9/09/2020
pH (1:5 Water)	7.7		04-031-PH	4/09/2020 to 7/09/2020
Electrical Conductivity (1:5 water)	0.04	dS/m	04-031-PH	4/09/2020 to 7/09/2020
Chloride	<10	mg/kg	04-063-FIA3	7/09/2020 to 8/09/2020
Sand (Coarse) ^	29.9	%	04-001-SANSILCLAY	3/09/2020 to 7/09/2020
Sand (Fine) ^	17.3	%	04-001-SANSILCLAY	3/09/2020 to 7/09/2020
Silt ^	9.8	%	04-001-SANSILCLAY	3/09/2020 to 7/09/2020

Nutrient Advantage Laboratory Services

Nutrient Advantage is a trademark of Incitec Pivot Limited
Incitec Pivot Limited - ABN 42 004 080 264
8 South Rd, Werribee Vic 3030
Toll-free: 1800 803 453 Fax: (61 3) 9974 0699
Enquiries: lab.feedback@incitecpivot.com.au

Disclaimer: This analysis report is prepared solely for the client listed above. To the extent permitted by law, Incitec Pivot Limited excludes all liability in connection with this report and, where liability cannot be excluded, limits its liability, at its election, to the re-supply of the analysis services or the cost of the re-supply of such services.

SOIL ANALYSIS REPORT

Report Number: 635127

Sample Number: 022071972	Paddock Name: MT04260100	Date Received: 2-Sep-2020
Test Code: 2017-064		Date of Report: 27-Oct-2020
Purchase Order No: TPG		
Grower Name: SUSTAINABLE SOIL MANAG		

Analyte	Result	Units	Method Code	Analyte Testing Period
Clay ^	43.0	%	04-001-SANSILCLAY	3/09/2020 to 7/09/2020
Texture (Calculated) ^			04-001-SANSILCLAY	3/09/2020 to 7/09/2020

Sample condition on receipt: Suitable for testing.

The results pertain only to the sample submitted.

This document shall not be reproduced except in full.

Analyses performed on soil dried at 40°C and ground to 2mm or less.

^ NATA accreditation does not cover the performance of this service.

Accredited for compliance with ISO/IEC 17025 - Testing.

This results of the tests, calibrations and/or measurements included in this document are traceable to Australian/International standards.

Nutrient Advantage Laboratory Services

Nutrient Advantage is a trademark of Incitec Pivot Limited
Incitec Pivot Limited - ABN 42 004 080 264
8 South Rd, Werribee Vic 3030
Toll-free: 1800 803 453 Fax: (61 3) 9974 0699
Enquiries: lab.feedback@incitecpivot.com.au

Disclaimer: This analysis report is prepared solely for the client listed above. To the extent permitted by law, Incitec Pivot Limited excludes all liability in connection with this report and, where liability cannot be excluded, limits its liability, at its election, to the re-supply of the analysis services or the cost of the re-supply of such services.

SOIL ANALYSIS REPORT

Report Number: 635128

Sustainable Soils Management P/L
PO Box 130
WARREN
NSW 2824



Report Authorised
Paul Kennelly
Laboratory Manager
NATA Accredited Laboratory
Number: 11958

Sample Number: 022071971	Paddock Name: MT04305	Date Received: 2-Sep-2020
Test Code: CT170		Date of Report: 27-Oct-2020
Purchase Order No: TPG		
Grower Name: SUSTAINABLE SOIL MANAG		

Analyte	Result	Units	Method Code	Analyte Testing Period
2 hour natural aggregate ^	1			4/09/2020 to 4/09/2020
2 hour remoulded aggregate ^	4			4/09/2020 to 4/09/2020
20 hour natural aggregate ^	2			4/09/2020 to 4/09/2020
20 hour remoulded aggregate ^	4			4/09/2020 to 4/09/2020
Available Potassium ^	560	mg/kg	04-026-ICP8	4/09/2020 to 9/09/2020
Calcium % of Cations	58	%	04-026-ICP8	9/09/2020 to 9/09/2020
Emerson Class ^	8			4/09/2020 to 4/09/2020
Grass Tetany Risk Index ^	0.15		04-026-ICP8	4/09/2020 to 9/09/2020
Magnesium % of Cations	27	%	04-026-ICP8	9/09/2020 to 9/09/2020
Potassium % of Cations	13	%	04-026-ICP8	9/09/2020 to 9/09/2020
Slaking ^	1			4/09/2020 to 4/09/2020
Soil Colour	Red		04-042-PHYS	7/09/2020 to 7/09/2020
Soil Texture	Clay		04-042-PHYS	7/09/2020 to 7/09/2020
pH (1:5 CaCl2)	5.2		04-031-PH	4/09/2020 to 7/09/2020
Electrical Conductivity (Sat. Ext.) ^	0.2	dS/m	04-054-WCALC	7/09/2020 to 7/09/2020
Active (labile) Carbon ^	406	mg/kg	04-065-ACTIVE_C	8/09/2020 to 9/09/2020
Nitrate Nitrogen	8.1	mg/kg	04-063-FIA3	7/09/2020 to 8/09/2020
Ammonium Nitrogen	1.5	mg/kg	04-063-FIA3	7/09/2020 to 8/09/2020
Total Carbon (combustion)	1.8	%	04-086-TC	8/09/2020 to 8/09/2020
Sulphur (KCl40)	2.2	mg/kg	04-021-ICP2	7/09/2020 to 8/09/2020
Phosphorus (Colwell)	28	mg/kg	04-013-COL_P	3/09/2020 to 7/09/2020
Phosphorus Buffer Index (PBI-Col)	79		04-020-ICP17	7/09/2020 to 7/09/2020
Potassium (Amm-acet.)	1.4	cmol(+)/kg	04-026-ICP8	4/09/2020 to 9/09/2020
Calcium (Amm-acet.)	6.2	cmol(+)/kg	04-026-ICP8	4/09/2020 to 9/09/2020
Magnesium (Amm-acet.)	2.9	cmol(+)/kg	04-026-ICP8	4/09/2020 to 9/09/2020
Sodium (Amm-acet.)	0.025	cmol(+)/kg	04-026-ICP8	4/09/2020 to 9/09/2020
Aluminium (KCl)	11	mg/kg	04-027-ICP9	7/09/2020 to 8/09/2020
Aluminium (KCl)	0.12	cmol(+)/kg	04-027-ICP9	7/09/2020 to 8/09/2020
Cation Exchange Capacity (Amm-acet.)	10.7	cmol(+)/kg	04-026-ICP8	9/09/2020 to 9/09/2020
Sodium % of cations	0.23	%	04-026-ICP8	9/09/2020 to 9/09/2020

Nutrient Advantage Laboratory Services

Nutrient Advantage is a trademark of Incitec Pivot Limited
Incitec Pivot Limited - ABN 42 004 080 264
8 South Rd, Werribee Vic 3030
Toll-free: 1800 803 453 Fax: (61 3) 9974 0699
Enquiries: lab.feedback@incitecpivot.com.au

Disclaimer: This analysis report is prepared solely for the client listed above. To the extent permitted by law, Incitec Pivot Limited excludes all liability in connection with this report and, where liability cannot be excluded, limits its liability, at its election, to the re-supply of the analysis services or the cost of the re-supply of such services.

SOIL ANALYSIS REPORT

Report Number: 635128

Sample Number: 022071971	Paddock Name: MT04305	Date Received: 2-Sep-2020
Test Code: CT170		Date of Report: 27-Oct-2020
Purchase Order No: TPG		
Grower Name: SUSTAINABLE SOIL MANAG		

Analyte	Result	Units	Method Code	Analyte Testing Period
Aluminium % of Cations	1.1	%	04-026-ICP8	9/09/2020 to 9/09/2020
Calcium/Magnesium Ratio	2.1		04-026-ICP8	4/09/2020 to 9/09/2020
pH (1:5 Water)	6.3		04-031-PH	4/09/2020 to 7/09/2020
Electrical Conductivity (1:5 water)	0.04	dS/m	04-031-PH	4/09/2020 to 7/09/2020
Chloride	<10	mg/kg	04-063-FIA3	7/09/2020 to 8/09/2020
Copper (DTPA)	3.0	mg/kg	04-024-ICP6	7/09/2020 to 8/09/2020
Zinc (DTPA)	0.54	mg/kg	04-024-ICP6	7/09/2020 to 8/09/2020
Manganese (DTPA)	54	mg/kg	04-024-ICP6	7/09/2020 to 8/09/2020
Iron (DTPA)	38	mg/kg	04-024-ICP6	7/09/2020 to 8/09/2020
Boron (Hot CaCl2)	0.87	mg/kg	04-025-ICP7	7/09/2020 to 8/09/2020
Phosphorus Environmental Risk Index ^	0.35		04-020-ICP17	7/09/2020 to 7/09/2020
Sand (Coarse) ^	13.6	%	04-001-SANSILCLAY	3/09/2020 to 7/09/2020
Sand (Fine) ^	37.3	%	04-001-SANSILCLAY	3/09/2020 to 7/09/2020
Silt ^	16.4	%	04-001-SANSILCLAY	3/09/2020 to 7/09/2020
Clay ^	32.7	%	04-001-SANSILCLAY	3/09/2020 to 7/09/2020
Texture (Calculated) ^			04-001-SANSILCLAY	3/09/2020 to 7/09/2020

Sample condition on receipt: Suitable for testing.

The results pertain only to the sample submitted.

This document shall not be reproduced except in full.

Analyses performed on soil dried at 40°C and ground to 2mm or less.

^ NATA accreditation does not cover the performance of this service.

Accredited for compliance with ISO/IEC 17025 - Testing.

This results of the tests, calibrations and/or measurements included in this document are traceable to Australian/International standards.

Nutrient Advantage Laboratory Services

Nutrient Advantage is a trademark of Incitec Pivot Limited
Incitec Pivot Limited - ABN 42 004 080 264
8 South Rd, Werribee Vic 3030
Toll-free: 1800 803 453 Fax: (61 3) 9974 0699
Enquiries: lab.feedback@incitecpivot.com.au

Disclaimer: This analysis report is prepared solely for the client listed above. To the extent permitted by law, Incitec Pivot Limited excludes all liability in connection with this report and, where liability cannot be excluded, limits its liability, at its election, to the re-supply of the analysis services or the cost of the re-supply of such services.

SOIL ANALYSIS REPORT

Report Number: 635129

Sustainable Soils Management P/L
PO Box 130
WARREN
NSW 2824



Report Authorised
Paul Kennelly
Laboratory Manager
NATA Accredited Laboratory
Number: 11958

Sample Number: 022071970	Paddock Name: MT043515	Date Received: 2-Sep-2020
Test Code: CT170		Date of Report: 27-Oct-2020
Purchase Order No: TPG		
Grower Name: SUSTAINABLE SOIL MANAG		

Analyte	Result	Units	Method Code	Analyte Testing Period
2 hour natural aggregate ^	1			4/09/2020 to 4/09/2020
2 hour remoulded aggregate ^	3			4/09/2020 to 4/09/2020
20 hour natural aggregate ^	2			4/09/2020 to 4/09/2020
20 hour remoulded aggregate ^	4			4/09/2020 to 4/09/2020
Available Potassium ^	400	mg/kg	04-026-ICP8	4/09/2020 to 9/09/2020
Calcium % of Cations	59	%	04-026-ICP8	9/09/2020 to 9/09/2020
Emerson Class ^	2			4/09/2020 to 4/09/2020
Grass Tetany Risk Index ^	0.10		04-026-ICP8	4/09/2020 to 9/09/2020
Magnesium % of Cations	31	%	04-026-ICP8	9/09/2020 to 9/09/2020
Potassium % of Cations	9.4	%	04-026-ICP8	9/09/2020 to 9/09/2020
Slaking ^	0			4/09/2020 to 4/09/2020
Soil Colour	Red		04-042-PHYS	7/09/2020 to 7/09/2020
Soil Texture	Clay		04-042-PHYS	7/09/2020 to 7/09/2020
pH (1:5 CaCl2)	5.5		04-031-PH	4/09/2020 to 7/09/2020
Electrical Conductivity (Sat. Ext.) ^	0.2	dS/m	04-054-WCALC	7/09/2020 to 7/09/2020
Active (labile) Carbon ^	211	mg/kg	04-065-ACTIVE_C	8/09/2020 to 9/09/2020
Nitrate Nitrogen	3.3	mg/kg	04-063-FIA3	7/09/2020 to 8/09/2020
Ammonium Nitrogen	1.3	mg/kg	04-063-FIA3	7/09/2020 to 8/09/2020
Total Carbon (combustion)	0.99	%	04-086-TC	8/09/2020 to 8/09/2020
Sulphur (KCl40)	4.0	mg/kg	04-021-ICP2	7/09/2020 to 8/09/2020
Phosphorus (Colwell)	6.9	mg/kg	04-013-COL_P	3/09/2020 to 7/09/2020
Phosphorus Buffer Index (PBI-Col)	100		04-020-ICP17	7/09/2020 to 7/09/2020
Potassium (Amm-acet.)	1.0	cmol(+)/kg	04-026-ICP8	4/09/2020 to 9/09/2020
Calcium (Amm-acet.)	6.3	cmol(+)/kg	04-026-ICP8	4/09/2020 to 9/09/2020
Magnesium (Amm-acet.)	3.3	cmol(+)/kg	04-026-ICP8	4/09/2020 to 9/09/2020
Sodium (Amm-acet.)	0.028	cmol(+)/kg	04-026-ICP8	4/09/2020 to 9/09/2020
Aluminium (KCl)	13	mg/kg	04-027-ICP9	7/09/2020 to 8/09/2020
Aluminium (KCl)	0.14	cmol(+)/kg	04-027-ICP9	7/09/2020 to 8/09/2020
Cation Exchange Capacity (Amm-acet.)	10.8	cmol(+)/kg	04-026-ICP8	9/09/2020 to 9/09/2020
Sodium % of cations	0.26	%	04-026-ICP8	9/09/2020 to 9/09/2020

Nutrient Advantage Laboratory Services

Nutrient Advantage is a trademark of Incitec Pivot Limited
Incitec Pivot Limited - ABN 42 004 080 264
8 South Rd, Werribee Vic 3030
Toll-free: 1800 803 453 Fax: (61 3) 9974 0699
Enquiries: lab.feedback@incitecpivot.com.au

Disclaimer: This analysis report is prepared solely for the client listed above. To the extent permitted by law, Incitec Pivot Limited excludes all liability in connection with this report and, where liability cannot be excluded, limits its liability, at its election, to the re-supply of the analysis services or the cost of the re-supply of such services.

SOIL ANALYSIS REPORT

Report Number: 635129

Sample Number: 022071970	Paddock Name: MT043515	Date Received: 2-Sep-2020
Test Code: CT170		Date of Report: 27-Oct-2020
Purchase Order No: TPG		
Grower Name: SUSTAINABLE SOIL MANAG		

Analyte	Result	Units	Method Code	Analyte Testing Period
Aluminium % of Cations	1.3	%	04-026-ICP8	9/09/2020 to 9/09/2020
Calcium/Magnesium Ratio	1.9		04-026-ICP8	4/09/2020 to 9/09/2020
pH (1:5 Water)	6.4		04-031-PH	4/09/2020 to 7/09/2020
Electrical Conductivity (1:5 water)	0.04	dS/m	04-031-PH	4/09/2020 to 7/09/2020
Chloride	<10	mg/kg	04-063-FIA3	7/09/2020 to 8/09/2020
Copper (DTPA)	2.9	mg/kg	04-024-ICP6	7/09/2020 to 8/09/2020
Zinc (DTPA)	0.061	mg/kg	04-024-ICP6	7/09/2020 to 8/09/2020
Manganese (DTPA)	31	mg/kg	04-024-ICP6	7/09/2020 to 8/09/2020
Iron (DTPA)	17	mg/kg	04-024-ICP6	7/09/2020 to 8/09/2020
Boron (Hot CaCl2)	0.93	mg/kg	04-025-ICP7	7/09/2020 to 8/09/2020
Phosphorus Environmental Risk Index ^	0.07		04-020-ICP17	7/09/2020 to 7/09/2020
Sand (Coarse) ^	11.4	%	04-001-SANSILCLAY	3/09/2020 to 7/09/2020
Sand (Fine) ^	31.1	%	04-001-SANSILCLAY	3/09/2020 to 7/09/2020
Silt ^	14.7	%	04-001-SANSILCLAY	3/09/2020 to 7/09/2020
Clay ^	42.8	%	04-001-SANSILCLAY	3/09/2020 to 7/09/2020
Texture (Calculated) ^			04-001-SANSILCLAY	3/09/2020 to 7/09/2020

Sample condition on receipt: Suitable for testing.

The results pertain only to the sample submitted.

This document shall not be reproduced except in full.

Analyses performed on soil dried at 40°C and ground to 2mm or less.

^ NATA accreditation does not cover the performance of this service.

Accredited for compliance with ISO/IEC 17025 - Testing.

This results of the tests, calibrations and/or measurements included in this document are traceable to Australian/International standards.

Nutrient Advantage Laboratory Services

Nutrient Advantage is a trademark of Incitec Pivot Limited
Incitec Pivot Limited - ABN 42 004 080 264
8 South Rd, Werribee Vic 3030
Toll-free: 1800 803 453 Fax: (61 3) 9974 0699
Enquiries: lab.feedback@incitecpivot.com.au

Disclaimer: This analysis report is prepared solely for the client listed above. To the extent permitted by law, Incitec Pivot Limited excludes all liability in connection with this report and, where liability cannot be excluded, limits its liability, at its election, to the re-supply of the analysis services or the cost of the re-supply of such services.

SOIL ANALYSIS REPORT

Report Number: 635130

Sustainable Soils Management P/L
PO Box 130
WARREN
NSW 2824



Report Authorised
Paul Kennelly
Laboratory Manager
NATA Accredited Laboratory
Number: 11958

Sample Number: 022071969	Paddock Name: MT0431530	Date Received: 2-Sep-2020
Test Code: CT172		Date of Report: 27-Oct-2020
Purchase Order No: TPG		
Grower Name: SUSTAINABLE SOIL MANAG		

Analyte	Result	Units	Method Code	Analyte Testing Period
2 hour natural aggregate ^	1			4/09/2020 to 4/09/2020
2 hour remoulded aggregate ^	0			4/09/2020 to 4/09/2020
20 hour natural aggregate ^	1			4/09/2020 to 4/09/2020
20 hour remoulded aggregate ^	0			4/09/2020 to 4/09/2020
Available Potassium ^	310	mg/kg	04-026-ICP8	4/09/2020 to 9/09/2020
Calcium % of Cations	56	%	04-026-ICP8	9/09/2020 to 9/09/2020
Emerson Class ^	2			4/09/2020 to 4/09/2020
Grass Tetany Risk Index ^	0.064		04-026-ICP8	4/09/2020 to 9/09/2020
Magnesium % of Cations	37	%	04-026-ICP8	9/09/2020 to 9/09/2020
Potassium % of Cations	5.9	%	04-026-ICP8	9/09/2020 to 9/09/2020
Slaking ^	0			4/09/2020 to 4/09/2020
pH (1:5 CaCl2)	6.1		04-031-PH	4/09/2020 to 7/09/2020
Active (labile) Carbon ^	133	mg/kg	04-065-ACTIVE_C	8/09/2020 to 9/09/2020
Nitrate Nitrogen	1.5	mg/kg	04-063-FIA3	7/09/2020 to 8/09/2020
Ammonium Nitrogen	1.1	mg/kg	04-063-FIA3	7/09/2020 to 8/09/2020
Total Carbon (combustion)	0.62	%	04-086-TC	8/09/2020 to 8/09/2020
Potassium (Amm-acet.)	0.79	cmol(+)/kg	04-026-ICP8	4/09/2020 to 9/09/2020
Calcium (Amm-acet.)	7.4	cmol(+)/kg	04-026-ICP8	4/09/2020 to 9/09/2020
Magnesium (Amm-acet.)	5.0	cmol(+)/kg	04-026-ICP8	4/09/2020 to 9/09/2020
Sodium (Amm-acet.)	0.046	cmol(+)/kg	04-026-ICP8	4/09/2020 to 9/09/2020
Aluminium (KCl)	12	mg/kg	04-027-ICP9	7/09/2020 to 8/09/2020
Aluminium (KCl)	0.13	cmol(+)/kg	04-027-ICP9	7/09/2020 to 8/09/2020
Cation Exchange Capacity (Amm-acet.)	13.4	cmol(+)/kg	04-026-ICP8	9/09/2020 to 9/09/2020
Sodium % of cations	0.35	%	04-026-ICP8	9/09/2020 to 9/09/2020
Aluminium % of Cations	0.99	%	04-026-ICP8	9/09/2020 to 9/09/2020
Calcium/Magnesium Ratio	1.5		04-026-ICP8	4/09/2020 to 9/09/2020
pH (1:5 Water)	7.1		04-031-PH	4/09/2020 to 7/09/2020
Electrical Conductivity (1:5 water)	0.03	dS/m	04-031-PH	4/09/2020 to 7/09/2020
Chloride	<10	mg/kg	04-063-FIA3	7/09/2020 to 8/09/2020
Sand (Coarse) ^	7.8	%	04-001-SANSILCLAY	3/09/2020 to 7/09/2020

Nutrient Advantage Laboratory Services

Nutrient Advantage is a trademark of Incitec Pivot Limited
Incitec Pivot Limited - ABN 42 004 080 264
8 South Rd, Werribee Vic 3030
Toll-free: 1800 803 453 Fax: (61 3) 9974 0699
Enquiries: lab.feedback@incitecpivot.com.au

Disclaimer: This analysis report is prepared solely for the client listed above. To the extent permitted by law, Incitec Pivot Limited excludes all liability in connection with this report and, where liability cannot be excluded, limits its liability, at its election, to the re-supply of the analysis services or the cost of the re-supply of such services.

SOIL ANALYSIS REPORT

Report Number: 635130

Sample Number: 022071969	Paddock Name: MT0431530	Date Received: 2-Sep-2020
Test Code: CT172		Date of Report: 27-Oct-2020
Purchase Order No: TPG		
Grower Name: SUSTAINABLE SOIL MANAG		

Analyte	Result	Units	Method Code	Analyte Testing Period
Sand (Fine) ^	-479.5	%	04-001-SANSILCLAY	3/09/2020 to 7/09/2020
Silt ^	517.4	%	04-001-SANSILCLAY	3/09/2020 to 7/09/2020
Clay ^	54.3	%	04-001-SANSILCLAY	3/09/2020 to 7/09/2020
Texture (Calculated) ^			04-001-SANSILCLAY	3/09/2020 to 7/09/2020

Sample condition on receipt: Suitable for testing.

The results pertain only to the sample submitted.

This document shall not be reproduced except in full.

Analyses performed on soil dried at 40°C and ground to 2mm or less.

^ NATA accreditation does not cover the performance of this service.

Accredited for compliance with ISO/IEC 17025 - Testing.

This results of the tests, calibrations and/or measurements included in this document are traceable to Australian/International standards.

Nutrient Advantage Laboratory Services

Nutrient Advantage is a trademark of Incitec Pivot Limited
Incitec Pivot Limited - ABN 42 004 080 264
8 South Rd, Werribee Vic 3030
Toll-free: 1800 803 453 Fax: (61 3) 9974 0699
Enquiries: lab.feedback@incitecpivot.com.au

Disclaimer: This analysis report is prepared solely for the client listed above. To the extent permitted by law, Incitec Pivot Limited excludes all liability in connection with this report and, where liability cannot be excluded, limits its liability, at its election, to the re-supply of the analysis services or the cost of the re-supply of such services.

SOIL ANALYSIS REPORT

Report Number: 635131

Sustainable Soils Management P/L
PO Box 130
WARREN
NSW 2824



Report Authorised
Paul Kennelly
Laboratory Manager
NATA Accredited Laboratory
Number: 11958

Sample Number: 022071968	Paddock Name: MT0433060	Date Received: 2-Sep-2020
Test Code: 2017-064		Date of Report: 27-Oct-2020
Purchase Order No: TPG		
Grower Name: SUSTAINABLE SOIL MANAG		

Analyte	Result	Units	Method Code	Analyte Testing Period
2 hour natural aggregate ^	1			4/09/2020 to 4/09/2020
2 hour remoulded aggregate ^	0			4/09/2020 to 4/09/2020
20 hour natural aggregate ^	1			4/09/2020 to 4/09/2020
20 hour remoulded aggregate ^	0			4/09/2020 to 4/09/2020
Available Potassium ^	270	mg/kg	04-026-ICP8	4/09/2020 to 9/09/2020
Calcium % of Cations	53	%	04-026-ICP8	9/09/2020 to 9/09/2020
Emerson Class ^	2			4/09/2020 to 4/09/2020
Grass Tetany Risk Index ^	0.049		04-026-ICP8	4/09/2020 to 9/09/2020
Magnesium % of Cations	41	%	04-026-ICP8	9/09/2020 to 9/09/2020
Potassium % of Cations	4.6	%	04-026-ICP8	9/09/2020 to 9/09/2020
Slaking ^	0			4/09/2020 to 4/09/2020
pH (1:5 CaCl2)	6.6		04-031-PH	4/09/2020 to 7/09/2020
Nitrate Nitrogen	1.6	mg/kg	04-063-FIA3	7/09/2020 to 8/09/2020
Ammonium Nitrogen	1.6	mg/kg	04-063-FIA3	7/09/2020 to 8/09/2020
Potassium (Amm-acet.)	0.69	cmol(+)/kg	04-026-ICP8	4/09/2020 to 9/09/2020
Calcium (Amm-acet.)	7.9	cmol(+)/kg	04-026-ICP8	4/09/2020 to 9/09/2020
Magnesium (Amm-acet.)	6.2	cmol(+)/kg	04-026-ICP8	4/09/2020 to 9/09/2020
Sodium (Amm-acet.)	0.096	cmol(+)/kg	04-026-ICP8	4/09/2020 to 9/09/2020
Aluminium (KCl)	13	mg/kg	04-027-ICP9	7/09/2020 to 8/09/2020
Aluminium (KCl)	0.14	cmol(+)/kg	04-027-ICP9	7/09/2020 to 8/09/2020
Cation Exchange Capacity (Amm-acet.)	15.1	cmol(+)/kg	04-026-ICP8	9/09/2020 to 9/09/2020
Sodium % of cations	0.63	%	04-026-ICP8	9/09/2020 to 9/09/2020
Aluminium % of Cations	0.95	%	04-026-ICP8	9/09/2020 to 9/09/2020
Calcium/Magnesium Ratio	1.3		04-026-ICP8	4/09/2020 to 9/09/2020
pH (1:5 Water)	7.6		04-031-PH	4/09/2020 to 7/09/2020
Electrical Conductivity (1:5 water)	0.04	dS/m	04-031-PH	4/09/2020 to 7/09/2020
Chloride	<10	mg/kg	04-063-FIA3	7/09/2020 to 8/09/2020
Sand (Coarse) ^	7.7	%	04-001-SANSILCLAY	3/09/2020 to 7/09/2020
Sand (Fine) ^	23.6	%	04-001-SANSILCLAY	3/09/2020 to 7/09/2020
Silt ^	12.5	%	04-001-SANSILCLAY	3/09/2020 to 7/09/2020

Nutrient Advantage Laboratory Services

Nutrient Advantage is a trademark of Incitec Pivot Limited
Incitec Pivot Limited - ABN 42 004 080 264
8 South Rd, Werribee Vic 3030
Toll-free: 1800 803 453 Fax: (61 3) 9974 0699
Enquiries: lab.feedback@incitecpivot.com.au

Disclaimer: This analysis report is prepared solely for the client listed above. To the extent permitted by law, Incitec Pivot Limited excludes all liability in connection with this report and, where liability cannot be excluded, limits its liability, at its election, to the re-supply of the analysis services or the cost of the re-supply of such services.

SOIL ANALYSIS REPORT

Report Number: 635131

Sample Number: 022071968	Paddock Name: MT0433060	Date Received: 2-Sep-2020
Test Code: 2017-064		Date of Report: 27-Oct-2020
Purchase Order No: TPG		
Grower Name: SUSTAINABLE SOIL MANAG		

Analyte	Result	Units	Method Code	Analyte Testing Period
Clay ^	56.2	%	04-001-SANSILCLAY	3/09/2020 to 7/09/2020
Texture (Calculated) ^			04-001-SANSILCLAY	3/09/2020 to 7/09/2020

Sample condition on receipt: Suitable for testing.

The results pertain only to the sample submitted.

This document shall not be reproduced except in full.

Analyses performed on soil dried at 40°C and ground to 2mm or less.

^ NATA accreditation does not cover the performance of this service.

Accredited for compliance with ISO/IEC 17025 - Testing.

This results of the tests, calibrations and/or measurements included in this document are traceable to Australian/International standards.

Nutrient Advantage Laboratory Services

Nutrient Advantage is a trademark of Incitec Pivot Limited
Incitec Pivot Limited - ABN 42 004 080 264
8 South Rd, Werribee Vic 3030
Toll-free: 1800 803 453 Fax: (61 3) 9974 0699
Enquiries: lab.feedback@incitecpivot.com.au

Disclaimer: This analysis report is prepared solely for the client listed above. To the extent permitted by law, Incitec Pivot Limited excludes all liability in connection with this report and, where liability cannot be excluded, limits its liability, at its election, to the re-supply of the analysis services or the cost of the re-supply of such services.

SOIL ANALYSIS REPORT

Report Number: 635132

Sustainable Soils Management P/L
PO Box 130
WARREN
NSW 2824



Report Authorised
Paul Kennelly
Laboratory Manager
NATA Accredited Laboratory
Number: 11958

Sample Number: 022071967	Paddock Name: MT04360100	Date Received: 2-Sep-2020
Test Code: 2017-064		Date of Report: 27-Oct-2020
Purchase Order No: TPG		
Grower Name: SUSTAINABLE SOIL MANAG		

Analyte	Result	Units	Method Code	Analyte Testing Period
2 hour natural aggregate ^	1			4/09/2020 to 4/09/2020
2 hour remoulded aggregate ^	0			4/09/2020 to 4/09/2020
20 hour natural aggregate ^	1			4/09/2020 to 4/09/2020
20 hour remoulded aggregate ^	0			4/09/2020 to 4/09/2020
Available Potassium ^	240	mg/kg	04-026-ICP8	4/09/2020 to 9/09/2020
Calcium % of Cations	48	%	04-026-ICP8	9/09/2020 to 9/09/2020
Emerson Class ^	2			4/09/2020 to 4/09/2020
Grass Tetany Risk Index ^	0.041		04-026-ICP8	4/09/2020 to 9/09/2020
Magnesium % of Cations	46	%	04-026-ICP8	9/09/2020 to 9/09/2020
Potassium % of Cations	3.8	%	04-026-ICP8	9/09/2020 to 9/09/2020
Slaking ^	0			4/09/2020 to 4/09/2020
pH (1:5 CaCl2)	7.1		04-031-PH	4/09/2020 to 7/09/2020
Nitrate Nitrogen	0.66	mg/kg	04-063-FIA3	7/09/2020 to 8/09/2020
Ammonium Nitrogen	1.6	mg/kg	04-063-FIA3	7/09/2020 to 8/09/2020
Potassium (Amm-acet.)	0.62	cmol(+)/kg	04-026-ICP8	4/09/2020 to 9/09/2020
Calcium (Amm-acet.)	7.7	cmol(+)/kg	04-026-ICP8	4/09/2020 to 9/09/2020
Magnesium (Amm-acet.)	7.5	cmol(+)/kg	04-026-ICP8	4/09/2020 to 9/09/2020
Sodium (Amm-acet.)	0.16	cmol(+)/kg	04-026-ICP8	4/09/2020 to 9/09/2020
Aluminium (KCl)	11	mg/kg	04-027-ICP9	7/09/2020 to 8/09/2020
Aluminium (KCl)	0.13	cmol(+)/kg	04-027-ICP9	7/09/2020 to 8/09/2020
Cation Exchange Capacity (Amm-acet.)	16.2	cmol(+)/kg	04-026-ICP8	9/09/2020 to 9/09/2020
Sodium % of cations	0.97	%	04-026-ICP8	9/09/2020 to 9/09/2020
Aluminium % of Cations	0.78	%	04-026-ICP8	9/09/2020 to 9/09/2020
Calcium/Magnesium Ratio	1.0		04-026-ICP8	4/09/2020 to 9/09/2020
pH (1:5 Water)	8.1		04-031-PH	4/09/2020 to 7/09/2020
Electrical Conductivity (1:5 water)	0.04	dS/m	04-031-PH	4/09/2020 to 7/09/2020
Chloride	<10	mg/kg	04-063-FIA3	7/09/2020 to 8/09/2020
Sand (Coarse) ^	6.2	%	04-001-SANSILCLAY	3/09/2020 to 7/09/2020
Sand (Fine) ^	26.9	%	04-001-SANSILCLAY	3/09/2020 to 7/09/2020
Silt ^	12.4	%	04-001-SANSILCLAY	3/09/2020 to 7/09/2020

Nutrient Advantage Laboratory Services

Nutrient Advantage is a trademark of Incitec Pivot Limited
Incitec Pivot Limited - ABN 42 004 080 264
8 South Rd, Werribee Vic 3030
Toll-free: 1800 803 453 Fax: (61 3) 9974 0699
Enquiries: lab.feedback@incitecpivot.com.au

Disclaimer: This analysis report is prepared solely for the client listed above. To the extent permitted by law, Incitec Pivot Limited excludes all liability in connection with this report and, where liability cannot be excluded, limits its liability, at its election, to the re-supply of the analysis services or the cost of the re-supply of such services.

SOIL ANALYSIS REPORT

Report Number: 635132

Sample Number: 022071967	Paddock Name: MT04360100	Date Received: 2-Sep-2020
Test Code: 2017-064		Date of Report: 27-Oct-2020
Purchase Order No: TPG		
Grower Name: SUSTAINABLE SOIL MANAG		

Analyte	Result	Units	Method Code	Analyte Testing Period
Clay ^	54.5	%	04-001-SANSILCLAY	3/09/2020 to 7/09/2020
Texture (Calculated) ^			04-001-SANSILCLAY	3/09/2020 to 7/09/2020

Sample condition on receipt: Suitable for testing.

The results pertain only to the sample submitted.

This document shall not be reproduced except in full.

Analyses performed on soil dried at 40°C and ground to 2mm or less.

^ NATA accreditation does not cover the performance of this service.

Accredited for compliance with ISO/IEC 17025 - Testing.

This results of the tests, calibrations and/or measurements included in this document are traceable to Australian/International standards.

Nutrient Advantage Laboratory Services

Nutrient Advantage is a trademark of Incitec Pivot Limited
Incitec Pivot Limited - ABN 42 004 080 264
8 South Rd, Werribee Vic 3030
Toll-free: 1800 803 453 Fax: (61 3) 9974 0699
Enquiries: lab.feedback@incitecpivot.com.au

Disclaimer: This analysis report is prepared solely for the client listed above. To the extent permitted by law, Incitec Pivot Limited excludes all liability in connection with this report and, where liability cannot be excluded, limits its liability, at its election, to the re-supply of the analysis services or the cost of the re-supply of such services.

SOIL ANALYSIS REPORT

Report Number: 635133

Sustainable Soils Management P/L
PO Box 130
WARREN
NSW 2824



Report Authorised
Paul Kennelly
Laboratory Manager
NATA Accredited Laboratory
Number: 11958

Sample Number: 022071965	Paddock Name: MT04405	Date Received: 2-Sep-2020
Test Code: 2017-082		Date of Report: 27-Oct-2020
Purchase Order No: TPG		
Grower Name: SUSTAINABLE SOIL MANAG		

Analyte	Result	Units	Method Code	Analyte Testing Period
2 hour natural aggregate ^	2			4/09/2020 to 4/09/2020
2 hour remoulded aggregate ^	4			4/09/2020 to 4/09/2020
20 hour natural aggregate ^	2			4/09/2020 to 4/09/2020
20 hour remoulded aggregate ^	4			4/09/2020 to 4/09/2020
Available Potassium ^	620	mg/kg	04-026-ICP8	4/09/2020 to 9/09/2020
Calcium % of Cations	45	%	04-026-ICP8	9/09/2020 to 9/09/2020
Emerson Class ^	2			4/09/2020 to 4/09/2020
Grass Tetany Risk Index ^	0.11		04-026-ICP8	4/09/2020 to 9/09/2020
Magnesium % of Cations	43	%	04-026-ICP8	9/09/2020 to 9/09/2020
Organic Matter (W&B * 1.72) ^	3.0	%	04-054-WCALC	9/09/2020 to 9/09/2020
Potassium % of Cations	9.8	%	04-026-ICP8	9/09/2020 to 9/09/2020
Slaking ^	0			4/09/2020 to 4/09/2020
Soil Colour	Brown		04-042-PHYS	7/09/2020 to 7/09/2020
Soil Texture	Clay		04-042-PHYS	7/09/2020 to 7/09/2020
pH (1:5 CaCl2)	5.8		04-031-PH	4/09/2020 to 7/09/2020
Electrical Conductivity (Sat. Ext.) ^	0.4	dS/m	04-054-WCALC	7/09/2020 to 7/09/2020
Organic Carbon (W&B)	1.72	%	04-018-UV1	7/09/2020 to 9/09/2020
Nitrate Nitrogen	11	mg/kg	04-063-FIA3	7/09/2020 to 8/09/2020
Ammonium Nitrogen	2.3	mg/kg	04-063-FIA3	7/09/2020 to 8/09/2020
Sulphur (KCl40)	1.7	mg/kg	04-021-ICP2	7/09/2020 to 8/09/2020
Phosphorus (Colwell)	36	mg/kg	04-013-COL_P	3/09/2020 to 7/09/2020
Phosphorus Buffer Index (PBI-Col)	77		04-020-ICP17	7/09/2020 to 7/09/2020
Potassium (Amm-acet.)	1.6	cmol(+)/kg	04-026-ICP8	4/09/2020 to 9/09/2020
Calcium (Amm-acet.)	7.3	cmol(+)/kg	04-026-ICP8	4/09/2020 to 9/09/2020
Magnesium (Amm-acet.)	6.9	cmol(+)/kg	04-026-ICP8	4/09/2020 to 9/09/2020
Sodium (Amm-acet.)	0.22	cmol(+)/kg	04-026-ICP8	4/09/2020 to 9/09/2020
Aluminium (KCl)	10	mg/kg	04-027-ICP9	7/09/2020 to 8/09/2020
Aluminium (KCl)	0.12	cmol(+)/kg	04-027-ICP9	7/09/2020 to 8/09/2020
Cation Exchange Capacity (Amm-acet.)	16.2	cmol(+)/kg	04-026-ICP8	9/09/2020 to 9/09/2020
Sodium % of cations	1.4	%	04-026-ICP8	9/09/2020 to 9/09/2020

Nutrient Advantage Laboratory Services

Nutrient Advantage is a trademark of Incitec Pivot Limited
Incitec Pivot Limited - ABN 42 004 080 264
8 South Rd, Werribee Vic 3030
Toll-free: 1800 803 453 Fax: (61 3) 9974 0699
Enquiries: lab.feedback@incitecpivot.com.au

Disclaimer: This analysis report is prepared solely for the client listed above. To the extent permitted by law, Incitec Pivot Limited excludes all liability in connection with this report and, where liability cannot be excluded, limits its liability, at its election, to the re-supply of the analysis services or the cost of the re-supply of such services.

SOIL ANALYSIS REPORT

Report Number: 635133

Sample Number: 022071965	Paddock Name: MT04405	Date Received: 2-Sep-2020
Test Code: 2017-082		Date of Report: 27-Oct-2020
Purchase Order No: TPG		
Grower Name: SUSTAINABLE SOIL MANAG		

Analyte	Result	Units	Method Code	Analyte Testing Period
Aluminium % of Cations	0.72	%	04-026-ICP8	9/09/2020 to 9/09/2020
Calcium/Magnesium Ratio	1.1		04-026-ICP8	4/09/2020 to 9/09/2020
pH (1:5 Water)	6.8		04-031-PH	4/09/2020 to 7/09/2020
Electrical Conductivity (1:5 water)	0.07	dS/m	04-031-PH	4/09/2020 to 7/09/2020
Chloride	<10	mg/kg	04-063-FIA3	7/09/2020 to 8/09/2020
Copper (DTPA)	3.1	mg/kg	04-024-ICP6	7/09/2020 to 8/09/2020
Zinc (DTPA)	0.92	mg/kg	04-024-ICP6	7/09/2020 to 8/09/2020
Manganese (DTPA)	57	mg/kg	04-024-ICP6	7/09/2020 to 8/09/2020
Iron (DTPA)	52	mg/kg	04-024-ICP6	7/09/2020 to 8/09/2020
Boron (Hot CaCl2)	1.1	mg/kg	04-025-ICP7	7/09/2020 to 8/09/2020
Molybdenum (Hot CaCl2) ^	<0.010	mg/kg	04-083-ICP27	8/09/2020 to 9/09/2020
Phosphorus Environmental Risk Index ^	0.47		04-020-ICP17	7/09/2020 to 7/09/2020
Sand (Coarse) ^	8.0	%	04-001-SANSILCLAY	3/09/2020 to 7/09/2020
Sand (Fine) ^	41.2	%	04-001-SANSILCLAY	3/09/2020 to 7/09/2020
Silt ^	13.6	%	04-001-SANSILCLAY	3/09/2020 to 7/09/2020
Clay ^	37.2	%	04-001-SANSILCLAY	3/09/2020 to 7/09/2020
Texture (Calculated) ^			04-001-SANSILCLAY	3/09/2020 to 7/09/2020

Sample condition on receipt: Suitable for testing.

The results pertain only to the sample submitted.

This document shall not be reproduced except in full.

Analyses performed on soil dried at 40°C and ground to 2mm or less.

^ NATA accreditation does not cover the performance of this service.

Accredited for compliance with ISO/IEC 17025 - Testing.

This results of the tests, calibrations and/or measurements included in this document are traceable to Australian/International standards.

Nutrient Advantage Laboratory Services

Nutrient Advantage is a trademark of Incitec Pivot Limited
Incitec Pivot Limited - ABN 42 004 080 264
8 South Rd, Werribee Vic 3030
Toll-free: 1800 803 453 Fax: (61 3) 9974 0699
Enquiries: lab.feedback@incitecpivot.com.au

Disclaimer: This analysis report is prepared solely for the client listed above. To the extent permitted by law, Incitec Pivot Limited excludes all liability in connection with this report and, where liability cannot be excluded, limits its liability, at its election, to the re-supply of the analysis services or the cost of the re-supply of such services.

SOIL ANALYSIS REPORT

Report Number: 635134

Sustainable Soils Management P/L
PO Box 130
WARREN
NSW 2824



Report Authorised
Paul Kennelly
Laboratory Manager
NATA Accredited Laboratory
Number: 11958

Sample Number: 022071964	Paddock Name: MT044515	Date Received: 2-Sep-2020
Test Code: 2017-082		Date of Report: 27-Oct-2020
Purchase Order No: TPG		
Grower Name: SUSTAINABLE SOIL MANAG		

Analyte	Result	Units	Method Code	Analyte Testing Period
2 hour natural aggregate ^	4			4/09/2020 to 4/09/2020
2 hour remoulded aggregate ^	3			4/09/2020 to 4/09/2020
20 hour natural aggregate ^	4			4/09/2020 to 4/09/2020
20 hour remoulded aggregate ^	4			4/09/2020 to 4/09/2020
Available Potassium ^	360	mg/kg	04-026-ICP8	4/09/2020 to 9/09/2020
Calcium % of Cations	48	%	04-026-ICP8	9/09/2020 to 9/09/2020
Emerson Class ^	8			4/09/2020 to 4/09/2020
Grass Tetany Risk Index ^	0.040		04-026-ICP8	4/09/2020 to 9/09/2020
Magnesium % of Cations	45	%	04-026-ICP8	9/09/2020 to 9/09/2020
Organic Matter (W&B * 1.72) ^	1.2	%	04-054-WCALC	9/09/2020 to 9/09/2020
Potassium % of Cations	3.8	%	04-026-ICP8	9/09/2020 to 9/09/2020
Slaking ^	1			4/09/2020 to 4/09/2020
Soil Colour	Red-brown		04-042-PHYS	7/09/2020 to 7/09/2020
Soil Texture	Clay		04-042-PHYS	7/09/2020 to 7/09/2020
pH (1:5 CaCl2)	6.8		04-031-PH	4/09/2020 to 7/09/2020
Electrical Conductivity (Sat. Ext.) ^	0.4	dS/m	04-054-WCALC	7/09/2020 to 7/09/2020
Organic Carbon (W&B)	0.71	%	04-018-UV1	7/09/2020 to 9/09/2020
Nitrate Nitrogen	4.0	mg/kg	04-063-FIA3	7/09/2020 to 8/09/2020
Ammonium Nitrogen	1.3	mg/kg	04-063-FIA3	7/09/2020 to 8/09/2020
Sulphur (KCl40)	<1.0	mg/kg	04-021-ICP2	7/09/2020 to 8/09/2020
Phosphorus (Colwell)	<5.0	mg/kg	04-013-COL_P	3/09/2020 to 7/09/2020
Phosphorus Buffer Index (PBI-Col)	95		04-020-ICP17	7/09/2020 to 7/09/2020
Potassium (Amm-acet.)	0.91	cmol(+)/kg	04-026-ICP8	4/09/2020 to 9/09/2020
Calcium (Amm-acet.)	12	cmol(+)/kg	04-026-ICP8	4/09/2020 to 9/09/2020
Magnesium (Amm-acet.)	11	cmol(+)/kg	04-026-ICP8	4/09/2020 to 9/09/2020
Sodium (Amm-acet.)	0.64	cmol(+)/kg	04-026-ICP8	4/09/2020 to 9/09/2020
Aluminium (KCl)	10	mg/kg	04-027-ICP9	7/09/2020 to 8/09/2020
Aluminium (KCl)	0.12	cmol(+)/kg	04-027-ICP9	7/09/2020 to 8/09/2020
Cation Exchange Capacity (Amm-acet.)	24.3	cmol(+)/kg	04-026-ICP8	9/09/2020 to 9/09/2020
Sodium % of cations	2.6	%	04-026-ICP8	9/09/2020 to 9/09/2020

Nutrient Advantage Laboratory Services

Nutrient Advantage is a trademark of Incitec Pivot Limited
Incitec Pivot Limited - ABN 42 004 080 264
8 South Rd, Werribee Vic 3030
Toll-free: 1800 803 453 Fax: (61 3) 9974 0699
Enquiries: lab.feedback@incitecpivot.com.au

Disclaimer: This analysis report is prepared solely for the client listed above. To the extent permitted by law, Incitec Pivot Limited excludes all liability in connection with this report and, where liability cannot be excluded, limits its liability, at its election, to the re-supply of the analysis services or the cost of the re-supply of such services.

SOIL ANALYSIS REPORT

Report Number: 635134

Sample Number: 022071964	Paddock Name: MT044515	Date Received: 2-Sep-2020
Test Code: 2017-082		Date of Report: 27-Oct-2020
Purchase Order No: TPG		
Grower Name: SUSTAINABLE SOIL MANAG		

Analyte	Result	Units	Method Code	Analyte Testing Period
Aluminium % of Cations	0.48	%	04-026-ICP8	9/09/2020 to 9/09/2020
Calcium/Magnesium Ratio	1.1		04-026-ICP8	4/09/2020 to 9/09/2020
pH (1:5 Water)	7.9		04-031-PH	4/09/2020 to 7/09/2020
Electrical Conductivity (1:5 water)	0.06	dS/m	04-031-PH	4/09/2020 to 7/09/2020
Chloride	<10	mg/kg	04-063-FIA3	7/09/2020 to 8/09/2020
Copper (DTPA)	1.9	mg/kg	04-024-ICP6	7/09/2020 to 8/09/2020
Zinc (DTPA)	0.13	mg/kg	04-024-ICP6	7/09/2020 to 8/09/2020
Manganese (DTPA)	18	mg/kg	04-024-ICP6	7/09/2020 to 8/09/2020
Iron (DTPA)	14	mg/kg	04-024-ICP6	7/09/2020 to 8/09/2020
Boron (Hot CaCl ₂)	1.4	mg/kg	04-025-ICP7	7/09/2020 to 8/09/2020
Molybdenum (Hot CaCl ₂) ^	<0.010	mg/kg	04-083-ICP27	8/09/2020 to 9/09/2020
Phosphorus Environmental Risk Index ^	0.05		04-020-ICP17	7/09/2020 to 7/09/2020
Sand (Coarse) ^	5.4	%	04-001-SANSILCLAY	3/09/2020 to 7/09/2020
Sand (Fine) ^	36.1	%	04-001-SANSILCLAY	3/09/2020 to 7/09/2020
Silt ^	12.2	%	04-001-SANSILCLAY	3/09/2020 to 7/09/2020
Clay ^	46.3	%	04-001-SANSILCLAY	3/09/2020 to 7/09/2020
Texture (Calculated) ^			04-001-SANSILCLAY	3/09/2020 to 7/09/2020

Sample condition on receipt: Suitable for testing.

The results pertain only to the sample submitted.

This document shall not be reproduced except in full.

Analyses performed on soil dried at 40°C and ground to 2mm or less.

^ NATA accreditation does not cover the performance of this service.

Accredited for compliance with ISO/IEC 17025 - Testing.

This results of the tests, calibrations and/or measurements included in this document are traceable to Australian/International standards.

Nutrient Advantage Laboratory Services

Nutrient Advantage is a trademark of Incitec Pivot Limited
Incitec Pivot Limited - ABN 42 004 080 264
8 South Rd, Werribee Vic 3030
Toll-free: 1800 803 453 Fax: (61 3) 9974 0699
Enquiries: lab.feedback@incitecpivot.com.au

Disclaimer: This analysis report is prepared solely for the client listed above. To the extent permitted by law, Incitec Pivot Limited excludes all liability in connection with this report and, where liability cannot be excluded, limits its liability, at its election, to the re-supply of the analysis services or the cost of the re-supply of such services.

SOIL ANALYSIS REPORT

Report Number: 635135

Sustainable Soils Management P/L
PO Box 130
WARREN
NSW 2824



Report Authorised
Paul Kennelly
Laboratory Manager
NATA Accredited Laboratory
Number: 11958

Sample Number: 022071963	Paddock Name: MT0441530	Date Received: 2-Sep-2020
Test Code: 2017-064		Date of Report: 27-Oct-2020
Purchase Order No: TPG		
Grower Name: SUSTAINABLE SOIL MANAG		

Analyte	Result	Units	Method Code	Analyte Testing Period
2 hour natural aggregate ^	1			4/09/2020 to 4/09/2020
2 hour remoulded aggregate ^	0			4/09/2020 to 4/09/2020
20 hour natural aggregate ^	1			4/09/2020 to 4/09/2020
20 hour remoulded aggregate ^	0			4/09/2020 to 4/09/2020
Available Potassium ^	190	mg/kg	04-026-ICP8	4/09/2020 to 9/09/2020
Calcium % of Cations	62	%	04-026-ICP8	9/09/2020 to 9/09/2020
Emerson Class ^	2			4/09/2020 to 4/09/2020
Grass Tetany Risk Index ^	0.013		04-026-ICP8	4/09/2020 to 9/09/2020
Magnesium % of Cations	34	%	04-026-ICP8	9/09/2020 to 9/09/2020
Potassium % of Cations	1.3	%	04-026-ICP8	9/09/2020 to 9/09/2020
Slaking ^	0			4/09/2020 to 4/09/2020
pH (1:5 CaCl2)	8.1		04-031-PH	4/09/2020 to 7/09/2020
Nitrate Nitrogen	4.9	mg/kg	04-063-FIA3	7/09/2020 to 8/09/2020
Ammonium Nitrogen	1.9	mg/kg	04-063-FIA3	7/09/2020 to 8/09/2020
Potassium (Amm-acet.)	0.48	cmol(+)/kg	04-026-ICP8	4/09/2020 to 9/09/2020
Calcium (Amm-acet.)	23	cmol(+)/kg	04-026-ICP8	4/09/2020 to 9/09/2020
Magnesium (Amm-acet.)	13	cmol(+)/kg	04-026-ICP8	4/09/2020 to 9/09/2020
Sodium (Amm-acet.)	1.2	cmol(+)/kg	04-026-ICP8	4/09/2020 to 9/09/2020
Aluminium (KCl)	<9.0	mg/kg	04-027-ICP9	7/09/2020 to 8/09/2020
Aluminium (KCl)	<0.10	cmol(+)/kg	04-027-ICP9	7/09/2020 to 8/09/2020
Cation Exchange Capacity (Amm-acet.)	37.5	cmol(+)/kg	04-026-ICP8	9/09/2020 to 9/09/2020
Sodium % of cations	3.2	%	04-026-ICP8	9/09/2020 to 9/09/2020
Aluminium % of Cations	<1	%	04-026-ICP8	9/09/2020 to 9/09/2020
Calcium/Magnesium Ratio	1.8		04-026-ICP8	4/09/2020 to 9/09/2020
pH (1:5 Water)	8.9		04-031-PH	4/09/2020 to 7/09/2020
Electrical Conductivity (1:5 water)	0.21	dS/m	04-031-PH	4/09/2020 to 7/09/2020
Chloride	14	mg/kg	04-063-FIA3	7/09/2020 to 8/09/2020
Sand (Coarse) ^	6.4	%	04-001-SANSILCLAY	3/09/2020 to 7/09/2020
Sand (Fine) ^	28.8	%	04-001-SANSILCLAY	3/09/2020 to 7/09/2020
Silt ^	13.7	%	04-001-SANSILCLAY	3/09/2020 to 7/09/2020

Nutrient Advantage Laboratory Services

Nutrient Advantage is a trademark of Incitec Pivot Limited
Incitec Pivot Limited - ABN 42 004 080 264
8 South Rd, Werribee Vic 3030
Toll-free: 1800 803 453 Fax: (61 3) 9974 0699
Enquiries: lab.feedback@incitecpivot.com.au

Disclaimer: This analysis report is prepared solely for the client listed above. To the extent permitted by law, Incitec Pivot Limited excludes all liability in connection with this report and, where liability cannot be excluded, limits its liability, at its election, to the re-supply of the analysis services or the cost of the re-supply of such services.

SOIL ANALYSIS REPORT

Report Number: 635135

Sample Number: 022071963	Paddock Name: MT0441530	Date Received: 2-Sep-2020
Test Code: 2017-064		Date of Report: 27-Oct-2020
Purchase Order No: TPG		
Grower Name: SUSTAINABLE SOIL MANAG		

Analyte	Result	Units	Method Code	Analyte Testing Period
Clay ^	51.1	%	04-001-SANSILCLAY	3/09/2020 to 7/09/2020
Texture (Calculated) ^			04-001-SANSILCLAY	3/09/2020 to 7/09/2020

Sample condition on receipt: Suitable for testing.

The results pertain only to the sample submitted.

This document shall not be reproduced except in full.

Analyses performed on soil dried at 40°C and ground to 2mm or less.

^ NATA accreditation does not cover the performance of this service.

Accredited for compliance with ISO/IEC 17025 - Testing.

This results of the tests, calibrations and/or measurements included in this document are traceable to Australian/International standards.

Nutrient Advantage Laboratory Services

Nutrient Advantage is a trademark of Incitec Pivot Limited
Incitec Pivot Limited - ABN 42 004 080 264
8 South Rd, Werribee Vic 3030
Toll-free: 1800 803 453 Fax: (61 3) 9974 0699
Enquiries: lab.feedback@incitecpivot.com.au

Disclaimer: This analysis report is prepared solely for the client listed above. To the extent permitted by law, Incitec Pivot Limited excludes all liability in connection with this report and, where liability cannot be excluded, limits its liability, at its election, to the re-supply of the analysis services or the cost of the re-supply of such services.

SOIL ANALYSIS REPORT

Report Number: 635136

Sustainable Soils Management P/L
PO Box 130
WARREN
NSW 2824



Report Authorised
Paul Kennelly
Laboratory Manager
NATA Accredited Laboratory
Number: 11958

Sample Number: 022071962	Paddock Name: MT0443060	Date Received: 2-Sep-2020
Test Code: 2017-064		Date of Report: 27-Oct-2020
Purchase Order No: TPG		
Grower Name: SUSTAINABLE SOIL MANAG		

Analyte	Result	Units	Method Code	Analyte Testing Period
2 hour natural aggregate ^	3			4/09/2020 to 4/09/2020
2 hour remoulded aggregate ^	4			4/09/2020 to 4/09/2020
20 hour natural aggregate ^	3			4/09/2020 to 4/09/2020
20 hour remoulded aggregate ^	4			4/09/2020 to 4/09/2020
Available Potassium ^	140	mg/kg	04-026-ICP8	4/09/2020 to 9/09/2020
Calcium % of Cations	51	%	04-026-ICP8	9/09/2020 to 9/09/2020
Emerson Class ^	2			4/09/2020 to 4/09/2020
Grass Tetany Risk Index ^	0.011		04-026-ICP8	4/09/2020 to 9/09/2020
Magnesium % of Cations	40	%	04-026-ICP8	9/09/2020 to 9/09/2020
Potassium % of Cations	1.0	%	04-026-ICP8	9/09/2020 to 9/09/2020
Slaking ^	0			4/09/2020 to 4/09/2020
pH (1:5 CaCl ₂)	8.5		04-031-PH	4/09/2020 to 7/09/2020
Nitrate Nitrogen	2.8	mg/kg	04-063-FIA3	7/09/2020 to 8/09/2020
Ammonium Nitrogen	2.7	mg/kg	04-063-FIA3	7/09/2020 to 8/09/2020
Potassium (Amm-acet.)	0.37	cmol(+)/kg	04-026-ICP8	4/09/2020 to 9/09/2020
Calcium (Amm-acet.)	19	cmol(+)/kg	04-026-ICP8	4/09/2020 to 9/09/2020
Magnesium (Amm-acet.)	15	cmol(+)/kg	04-026-ICP8	4/09/2020 to 9/09/2020
Sodium (Amm-acet.)	3.0	cmol(+)/kg	04-026-ICP8	4/09/2020 to 9/09/2020
Aluminium (KCl)	<9.0	mg/kg	04-027-ICP9	7/09/2020 to 8/09/2020
Aluminium (KCl)	<0.10	cmol(+)/kg	04-027-ICP9	7/09/2020 to 8/09/2020
Cation Exchange Capacity (Amm-acet.)	36.8	cmol(+)/kg	04-026-ICP8	9/09/2020 to 9/09/2020
Sodium % of cations	8.1	%	04-026-ICP8	9/09/2020 to 9/09/2020
Aluminium % of Cations	<1	%	04-026-ICP8	9/09/2020 to 9/09/2020
Calcium/Magnesium Ratio	1.3		04-026-ICP8	4/09/2020 to 9/09/2020
pH (1:5 Water)	9.4		04-031-PH	4/09/2020 to 7/09/2020
Electrical Conductivity (1:5 water)	0.29	dS/m	04-031-PH	4/09/2020 to 7/09/2020
Chloride	<10	mg/kg	04-063-FIA3	7/09/2020 to 8/09/2020
Sand (Coarse) ^	6.8	%	04-001-SANSILCLAY	3/09/2020 to 7/09/2020
Sand (Fine) ^	28.1	%	04-001-SANSILCLAY	3/09/2020 to 7/09/2020
Silt ^	14.7	%	04-001-SANSILCLAY	3/09/2020 to 7/09/2020

Nutrient Advantage Laboratory Services

Nutrient Advantage is a trademark of Incitec Pivot Limited
Incitec Pivot Limited - ABN 42 004 080 264
8 South Rd, Werribee Vic 3030
Toll-free: 1800 803 453 Fax: (61 3) 9974 0699
Enquiries: lab.feedback@incitecpivot.com.au

Disclaimer: This analysis report is prepared solely for the client listed above. To the extent permitted by law, Incitec Pivot Limited excludes all liability in connection with this report and, where liability cannot be excluded, limits its liability, at its election, to the re-supply of the analysis services or the cost of the re-supply of such services.

SOIL ANALYSIS REPORT

Report Number: 635136

Sample Number: 022071962	Paddock Name: MT0443060	Date Received: 2-Sep-2020
Test Code: 2017-064		Date of Report: 27-Oct-2020
Purchase Order No: TPG		
Grower Name: SUSTAINABLE SOIL MANAG		

Analyte	Result	Units	Method Code	Analyte Testing Period
Clay ^	50.4	%	04-001-SANSILCLAY	3/09/2020 to 7/09/2020
Texture (Calculated) ^			04-001-SANSILCLAY	3/09/2020 to 7/09/2020

Sample condition on receipt: Suitable for testing.

The results pertain only to the sample submitted.

This document shall not be reproduced except in full.

Analyses performed on soil dried at 40°C and ground to 2mm or less.

^ NATA accreditation does not cover the performance of this service.

Accredited for compliance with ISO/IEC 17025 - Testing.

This results of the tests, calibrations and/or measurements included in this document are traceable to Australian/International standards.

Nutrient Advantage Laboratory Services

Nutrient Advantage is a trademark of Incitec Pivot Limited
Incitec Pivot Limited - ABN 42 004 080 264
8 South Rd, Werribee Vic 3030
Toll-free: 1800 803 453 Fax: (61 3) 9974 0699
Enquiries: lab.feedback@incitecpivot.com.au

Disclaimer: This analysis report is prepared solely for the client listed above. To the extent permitted by law, Incitec Pivot Limited excludes all liability in connection with this report and, where liability cannot be excluded, limits its liability, at its election, to the re-supply of the analysis services or the cost of the re-supply of such services.

SOIL ANALYSIS REPORT

Report Number: 635137

Sustainable Soils Management P/L
PO Box 130
WARREN
NSW 2824



Report Authorised
Paul Kennelly
Laboratory Manager
NATA Accredited Laboratory
Number: 11958

Sample Number: 022071966	Paddock Name: MT04460100	Date Received: 2-Sep-2020
Test Code: 2017-064		Date of Report: 27-Oct-2020
Purchase Order No: TPG		
Grower Name: SUSTAINABLE SOIL MANAG		

Analyte	Result	Units	Method Code	Analyte Testing Period
2 hour natural aggregate ^	2			4/09/2020 to 4/09/2020
2 hour remoulded aggregate ^	2			4/09/2020 to 4/09/2020
20 hour natural aggregate ^	2			4/09/2020 to 4/09/2020
20 hour remoulded aggregate ^	3			4/09/2020 to 4/09/2020
Available Potassium ^	170	mg/kg	04-026-ICP8	4/09/2020 to 9/09/2020
Calcium % of Cations	42	%	04-026-ICP8	9/09/2020 to 9/09/2020
Emerson Class ^	2			4/09/2020 to 4/09/2020
Grass Tetany Risk Index ^	0.014		04-026-ICP8	4/09/2020 to 9/09/2020
Magnesium % of Cations	42	%	04-026-ICP8	9/09/2020 to 9/09/2020
Potassium % of Cations	1.1	%	04-026-ICP8	9/09/2020 to 9/09/2020
Slaking ^	0			4/09/2020 to 4/09/2020
pH (1:5 CaCl2)	8.8		04-031-PH	4/09/2020 to 7/09/2020
Nitrate Nitrogen	2.0	mg/kg	04-063-FIA3	7/09/2020 to 8/09/2020
Ammonium Nitrogen	1.7	mg/kg	04-063-FIA3	7/09/2020 to 8/09/2020
Potassium (Amm-acet.)	0.44	cmol(+)/kg	04-026-ICP8	4/09/2020 to 9/09/2020
Calcium (Amm-acet.)	16	cmol(+)/kg	04-026-ICP8	4/09/2020 to 9/09/2020
Magnesium (Amm-acet.)	16	cmol(+)/kg	04-026-ICP8	4/09/2020 to 9/09/2020
Sodium (Amm-acet.)	5.8	cmol(+)/kg	04-026-ICP8	4/09/2020 to 9/09/2020
Aluminium (KCl)	9.3	mg/kg	04-027-ICP9	7/09/2020 to 8/09/2020
Aluminium (KCl)	0.10	cmol(+)/kg	04-027-ICP9	7/09/2020 to 8/09/2020
Cation Exchange Capacity (Amm-acet.)	38.5	cmol(+)/kg	04-026-ICP8	9/09/2020 to 9/09/2020
Sodium % of cations	15	%	04-026-ICP8	9/09/2020 to 9/09/2020
Aluminium % of Cations	0.27	%	04-026-ICP8	9/09/2020 to 9/09/2020
Calcium/Magnesium Ratio	1.0		04-026-ICP8	4/09/2020 to 9/09/2020
pH (1:5 Water)	9.7		04-031-PH	4/09/2020 to 7/09/2020
Electrical Conductivity (1:5 water)	0.52	dS/m	04-031-PH	4/09/2020 to 7/09/2020
Chloride	130	mg/kg	04-063-FIA3	7/09/2020 to 8/09/2020
Sand (Coarse) ^	6.5	%	04-001-SANSILCLAY	3/09/2020 to 7/09/2020
Sand (Fine) ^	28.9	%	04-001-SANSILCLAY	3/09/2020 to 7/09/2020
Silt ^	11.2	%	04-001-SANSILCLAY	3/09/2020 to 7/09/2020

Nutrient Advantage Laboratory Services

Nutrient Advantage is a trademark of Incitec Pivot Limited
Incitec Pivot Limited - ABN 42 004 080 264
8 South Rd, Werribee Vic 3030
Toll-free: 1800 803 453 Fax: (61 3) 9974 0699
Enquiries: lab.feedback@incitecpivot.com.au

Disclaimer: This analysis report is prepared solely for the client listed above. To the extent permitted by law, Incitec Pivot Limited excludes all liability in connection with this report and, where liability cannot be excluded, limits its liability, at its election, to the re-supply of the analysis services or the cost of the re-supply of such services.

SOIL ANALYSIS REPORT

Report Number: 635137

Sample Number: 022071966	Paddock Name: MT04460100	Date Received: 2-Sep-2020
Test Code: 2017-064		Date of Report: 27-Oct-2020
Purchase Order No: TPG		
Grower Name: SUSTAINABLE SOIL MANAG		

Analyte	Result	Units	Method Code	Analyte Testing Period
Clay ^	53.4	%	04-001-SANSILCLAY	3/09/2020 to 7/09/2020
Texture (Calculated) ^			04-001-SANSILCLAY	3/09/2020 to 7/09/2020

Sample condition on receipt: Suitable for testing.

The results pertain only to the sample submitted.

This document shall not be reproduced except in full.

Analyses performed on soil dried at 40°C and ground to 2mm or less.

^ NATA accreditation does not cover the performance of this service.

Accredited for compliance with ISO/IEC 17025 - Testing.

This results of the tests, calibrations and/or measurements included in this document are traceable to Australian/International standards.

Nutrient Advantage Laboratory Services

Nutrient Advantage is a trademark of Incitec Pivot Limited
Incitec Pivot Limited - ABN 42 004 080 264
8 South Rd, Werribee Vic 3030
Toll-free: 1800 803 453 Fax: (61 3) 9974 0699
Enquiries: lab.feedback@incitecpivot.com.au

Disclaimer: This analysis report is prepared solely for the client listed above. To the extent permitted by law, Incitec Pivot Limited excludes all liability in connection with this report and, where liability cannot be excluded, limits its liability, at its election, to the re-supply of the analysis services or the cost of the re-supply of such services.

SOIL ANALYSIS REPORT

Report Number: 635138

Sustainable Soils Management P/L
PO Box 130
WARREN
NSW 2824



Report Authorised
Paul Kennelly
Laboratory Manager
NATA Accredited Laboratory
Number: 11958

Sample Number: 022071961	Paddock Name: MT04505	Date Received: 2-Sep-2020
Test Code: 2017-083		Date of Report: 27-Oct-2020
Purchase Order No: TPG		
Grower Name: SUSTAINABLE SOIL MANAG		

Analyte	Result	Units	Method Code	Analyte Testing Period
2 hour natural aggregate ^	2			4/09/2020 to 4/09/2020
2 hour remoulded aggregate ^	2			4/09/2020 to 4/09/2020
20 hour natural aggregate ^	2			4/09/2020 to 4/09/2020
20 hour remoulded aggregate ^	2			4/09/2020 to 4/09/2020
Available Potassium ^	710	mg/kg	04-026-ICP8	4/09/2020 to 9/09/2020
Calcium % of Cations	56	%	04-026-ICP8	9/09/2020 to 9/09/2020
Emerson Class ^	2			4/09/2020 to 4/09/2020
Grass Tetany Risk Index ^	0.15		04-026-ICP8	4/09/2020 to 9/09/2020
Magnesium % of Cations	29	%	04-026-ICP8	9/09/2020 to 9/09/2020
Organic Matter (W&B * 1.72) ^	2.6	%	04-054-WCALC	9/09/2020 to 9/09/2020
Potassium % of Cations	13	%	04-026-ICP8	9/09/2020 to 9/09/2020
Slaking ^	0			4/09/2020 to 4/09/2020
Soil Colour	Brown		04-042-PHYS	7/09/2020 to 7/09/2020
Soil Texture	Clay		04-042-PHYS	7/09/2020 to 7/09/2020
pH (1:5 CaCl2)	6.3		04-031-PH	4/09/2020 to 7/09/2020
Electrical Conductivity (Sat. Ext.) ^	0.9	dS/m	04-054-WCALC	7/09/2020 to 7/09/2020
Organic Carbon (W&B)	1.54	%	04-018-UV1	7/09/2020 to 9/09/2020
Nitrate Nitrogen	9.1	mg/kg	04-063-FIA3	7/09/2020 to 8/09/2020
Ammonium Nitrogen	1.8	mg/kg	04-063-FIA3	7/09/2020 to 8/09/2020
Sulphur (KCl40)	4.3	mg/kg	04-021-ICP2	7/09/2020 to 8/09/2020
Phosphorus (Colwell)	<5.0	mg/kg	04-013-COL_P	3/09/2020 to 7/09/2020
Phosphorus Buffer Index (PBI-Col)	64		04-020-ICP17	7/09/2020 to 7/09/2020
Potassium (Amm-acet.)	1.8	cmol(+)/kg	04-026-ICP8	4/09/2020 to 9/09/2020
Calcium (Amm-acet.)	7.9	cmol(+)/kg	04-026-ICP8	4/09/2020 to 9/09/2020
Magnesium (Amm-acet.)	4.1	cmol(+)/kg	04-026-ICP8	4/09/2020 to 9/09/2020
Sodium (Amm-acet.)	0.35	cmol(+)/kg	04-026-ICP8	4/09/2020 to 9/09/2020
Aluminium (KCl)	<9.0	mg/kg	04-027-ICP9	7/09/2020 to 8/09/2020
Aluminium (KCl)	<0.10	cmol(+)/kg	04-027-ICP9	7/09/2020 to 8/09/2020
Cation Exchange Capacity (Amm-acet.)	14.2	cmol(+)/kg	04-026-ICP8	9/09/2020 to 9/09/2020
Sodium % of cations	2.4	%	04-026-ICP8	9/09/2020 to 9/09/2020

Nutrient Advantage Laboratory Services

Nutrient Advantage is a trademark of Incitec Pivot Limited
Incitec Pivot Limited - ABN 42 004 080 264
8 South Rd, Werribee Vic 3030
Toll-free: 1800 803 453 Fax: (61 3) 9974 0699
Enquiries: lab.feedback@incitecpivot.com.au

Disclaimer: This analysis report is prepared solely for the client listed above. To the extent permitted by law, Incitec Pivot Limited excludes all liability in connection with this report and, where liability cannot be excluded, limits its liability, at its election, to the re-supply of the analysis services or the cost of the re-supply of such services.

SOIL ANALYSIS REPORT

Report Number: 635138

Sample Number: 022071961	Paddock Name: MT04505	Date Received: 2-Sep-2020
Test Code: 2017-083		Date of Report: 27-Oct-2020
Purchase Order No: TPG		
Grower Name: SUSTAINABLE SOIL MANAG		

Analyte	Result	Units	Method Code	Analyte Testing Period
Aluminium % of Cations	<1	%	04-026-ICP8	9/09/2020 to 9/09/2020
Calcium/Magnesium Ratio	1.9		04-026-ICP8	4/09/2020 to 9/09/2020
pH (1:5 Water)	6.8		04-031-PH	4/09/2020 to 7/09/2020
Electrical Conductivity (1:5 water)	0.15	dS/m	04-031-PH	4/09/2020 to 7/09/2020
Chloride	<10	mg/kg	04-063-FIA3	7/09/2020 to 8/09/2020
Copper (DTPA)	2.5	mg/kg	04-024-ICP6	7/09/2020 to 8/09/2020
Zinc (DTPA)	0.67	mg/kg	04-024-ICP6	7/09/2020 to 8/09/2020
Manganese (DTPA)	73	mg/kg	04-024-ICP6	7/09/2020 to 8/09/2020
Iron (DTPA)	56	mg/kg	04-024-ICP6	7/09/2020 to 8/09/2020
Boron (Hot CaCl ₂)	1.1	mg/kg	04-025-ICP7	7/09/2020 to 8/09/2020
Molybdenum (Hot CaCl ₂) ^	<0.010	mg/kg	04-083-ICP27	8/09/2020 to 9/09/2020
Phosphorus Environmental Risk Index ^	0.08		04-020-ICP17	7/09/2020 to 7/09/2020

Sample condition on receipt: Suitable for testing.

The results pertain only to the sample submitted.

This document shall not be reproduced except in full.

Analyses performed on soil dried at 40°C and ground to 2mm or less.

^ NATA accreditation does not cover the performance of this service.

Accredited for compliance with ISO/IEC 17025 - Testing.

This results of the tests, calibrations and/or measurements included in this document are traceable to Australian/International standards.

Nutrient Advantage Laboratory Services

Nutrient Advantage is a trademark of Incitec Pivot Limited
Incitec Pivot Limited - ABN 42 004 080 264
8 South Rd, Werribee Vic 3030
Toll-free: 1800 803 453 Fax: (61 3) 9974 0699
Enquiries: lab.feedback@incitecpivot.com.au

Disclaimer: This analysis report is prepared solely for the client listed above. To the extent permitted by law, Incitec Pivot Limited excludes all liability in connection with this report and, where liability cannot be excluded, limits its liability, at its election, to the re-supply of the analysis services or the cost of the re-supply of such services.

SOIL ANALYSIS REPORT

Report Number: 635139

Sustainable Soils Management P/L
PO Box 130
WARREN
NSW 2824



Report Authorised
Paul Kennelly
Laboratory Manager
NATA Accredited Laboratory
Number: 11958

Sample Number: 022071960	Paddock Name: MT045515	Date Received: 2-Sep-2020
Test Code: 2017-083		Date of Report: 27-Oct-2020
Purchase Order No: TPG		
Grower Name: SUSTAINABLE SOIL MANAG		

Analyte	Result	Units	Method Code	Analyte Testing Period
2 hour natural aggregate ^	3			4/09/2020 to 4/09/2020
2 hour remoulded aggregate ^	3			4/09/2020 to 4/09/2020
20 hour natural aggregate ^	3			4/09/2020 to 4/09/2020
20 hour remoulded aggregate ^	3			4/09/2020 to 4/09/2020
Available Potassium ^	530	mg/kg	04-026-ICP8	4/09/2020 to 9/09/2020
Calcium % of Cations	50	%	04-026-ICP8	9/09/2020 to 9/09/2020
Emerson Class ^	2			4/09/2020 to 4/09/2020
Grass Tetany Risk Index ^	0.048		04-026-ICP8	4/09/2020 to 9/09/2020
Magnesium % of Cations	36	%	04-026-ICP8	9/09/2020 to 9/09/2020
Organic Matter (W&B * 1.72) ^	0.95	%	04-054-WCALC	9/09/2020 to 9/09/2020
Potassium % of Cations	4.0	%	04-026-ICP8	9/09/2020 to 9/09/2020
Slaking ^	0			4/09/2020 to 4/09/2020
Soil Colour	Brown		04-042-PHYS	7/09/2020 to 7/09/2020
Soil Texture	Clay		04-042-PHYS	7/09/2020 to 7/09/2020
pH (1:5 CaCl2)	8.2		04-031-PH	4/09/2020 to 7/09/2020
Electrical Conductivity (Sat. Ext.) ^	2.5	dS/m	04-054-WCALC	7/09/2020 to 7/09/2020
Organic Carbon (W&B)	0.55	%	04-018-UV1	7/09/2020 to 9/09/2020
Nitrate Nitrogen	26	mg/kg	04-063-FIA3	7/09/2020 to 8/09/2020
Ammonium Nitrogen	1.5	mg/kg	04-063-FIA3	7/09/2020 to 8/09/2020
Sulphur (KCl40)	9.6	mg/kg	04-021-ICP2	7/09/2020 to 8/09/2020
Phosphorus (Colwell)	6.0	mg/kg	04-013-COL_P	3/09/2020 to 7/09/2020
Phosphorus Buffer Index (PBI-Col)	100		04-020-ICP17	7/09/2020 to 7/09/2020
Potassium (Amm-acet.)	1.4	cmol(+)/kg	04-026-ICP8	4/09/2020 to 9/09/2020
Calcium (Amm-acet.)	17	cmol(+)/kg	04-026-ICP8	4/09/2020 to 9/09/2020
Magnesium (Amm-acet.)	12	cmol(+)/kg	04-026-ICP8	4/09/2020 to 9/09/2020
Sodium (Amm-acet.)	3.2	cmol(+)/kg	04-026-ICP8	4/09/2020 to 9/09/2020
Aluminium (KCl)	9.3	mg/kg	04-027-ICP9	7/09/2020 to 8/09/2020
Aluminium (KCl)	0.10	cmol(+)/kg	04-027-ICP9	7/09/2020 to 8/09/2020
Cation Exchange Capacity (Amm-acet.)	33.7	cmol(+)/kg	04-026-ICP8	9/09/2020 to 9/09/2020
Sodium % of cations	9.4	%	04-026-ICP8	9/09/2020 to 9/09/2020

Nutrient Advantage Laboratory Services

Nutrient Advantage is a trademark of Incitec Pivot Limited
Incitec Pivot Limited - ABN 42 004 080 264
8 South Rd, Werribee Vic 3030
Toll-free: 1800 803 453 Fax: (61 3) 9974 0699
Enquiries: lab.feedback@incitecpivot.com.au

Disclaimer: This analysis report is prepared solely for the client listed above. To the extent permitted by law, Incitec Pivot Limited excludes all liability in connection with this report and, where liability cannot be excluded, limits its liability, at its election, to the re-supply of the analysis services or the cost of the re-supply of such services.

SOIL ANALYSIS REPORT

Report Number: 635139

Sample Number: 022071960	Paddock Name: MT045515	Date Received: 2-Sep-2020
Test Code: 2017-083		Date of Report: 27-Oct-2020
Purchase Order No: TPG		
Grower Name: SUSTAINABLE SOIL MANAG		

Analyte	Result	Units	Method Code	Analyte Testing Period
Aluminium % of Cations	0.31	%	04-026-ICP8	9/09/2020 to 9/09/2020
Calcium/Magnesium Ratio	1.4		04-026-ICP8	4/09/2020 to 9/09/2020
pH (1:5 Water)	9.0		04-031-PH	4/09/2020 to 7/09/2020
Electrical Conductivity (1:5 water)	0.41	dS/m	04-031-PH	4/09/2020 to 7/09/2020
Chloride	140	mg/kg	04-063-FIA3	7/09/2020 to 8/09/2020
Copper (DTPA)	2.1	mg/kg	04-024-ICP6	7/09/2020 to 8/09/2020
Zinc (DTPA)	0.11	mg/kg	04-024-ICP6	7/09/2020 to 8/09/2020
Manganese (DTPA)	11	mg/kg	04-024-ICP6	7/09/2020 to 8/09/2020
Iron (DTPA)	13	mg/kg	04-024-ICP6	7/09/2020 to 8/09/2020
Boron (Hot CaCl ₂)	3.4	mg/kg	04-025-ICP7	7/09/2020 to 8/09/2020
Molybdenum (Hot CaCl ₂) ^	<0.010	mg/kg	04-083-ICP27	8/09/2020 to 9/09/2020
Phosphorus Environmental Risk Index ^	0.06		04-020-ICP17	7/09/2020 to 7/09/2020

Sample condition on receipt: Suitable for testing.

The results pertain only to the sample submitted.

This document shall not be reproduced except in full.

Analyses performed on soil dried at 40°C and ground to 2mm or less.

^ NATA accreditation does not cover the performance of this service.

Accredited for compliance with ISO/IEC 17025 - Testing.

This results of the tests, calibrations and/or measurements included in this document are traceable to Australian/International standards.

Nutrient Advantage Laboratory Services

Nutrient Advantage is a trademark of Incitec Pivot Limited
Incitec Pivot Limited - ABN 42 004 080 264
8 South Rd, Werribee Vic 3030
Toll-free: 1800 803 453 Fax: (61 3) 9974 0699
Enquiries: lab.feedback@incitecpivot.com.au

Disclaimer: This analysis report is prepared solely for the client listed above. To the extent permitted by law, Incitec Pivot Limited excludes all liability in connection with this report and, where liability cannot be excluded, limits its liability, at its election, to the re-supply of the analysis services or the cost of the re-supply of such services.

SOIL ANALYSIS REPORT

Report Number: 635140

Sustainable Soils Management P/L
PO Box 130
WARREN
NSW 2824



Report Authorised
Paul Kennelly
Laboratory Manager
NATA Accredited Laboratory
Number: 11958

Sample Number: 022071959	Paddock Name: MT0451530	Date Received: 2-Sep-2020
Test Code: 2017-065		Date of Report: 27-Oct-2020
Purchase Order No: TPG		
Grower Name: SUSTAINABLE SOIL MANAG		

Analyte	Result	Units	Method Code	Analyte Testing Period
2 hour natural aggregate ^	2			4/09/2020 to 4/09/2020
2 hour remoulded aggregate ^	3			4/09/2020 to 4/09/2020
20 hour natural aggregate ^	2			4/09/2020 to 4/09/2020
20 hour remoulded aggregate ^	3			4/09/2020 to 4/09/2020
Available Potassium ^	300	mg/kg	04-026-ICP8	4/09/2020 to 9/09/2020
Calcium % of Cations	43	%	04-026-ICP8	9/09/2020 to 9/09/2020
Emerson Class ^	2			4/09/2020 to 4/09/2020
Grass Tetany Risk Index ^	0.025		04-026-ICP8	4/09/2020 to 9/09/2020
Magnesium % of Cations	37	%	04-026-ICP8	9/09/2020 to 9/09/2020
Potassium % of Cations	2.0	%	04-026-ICP8	9/09/2020 to 9/09/2020
Slaking ^	0			4/09/2020 to 4/09/2020
pH (1:5 CaCl2)	8.6		04-031-PH	4/09/2020 to 7/09/2020
Nitrate Nitrogen	38	mg/kg	04-063-FIA3	7/09/2020 to 8/09/2020
Ammonium Nitrogen	1.4	mg/kg	04-063-FIA3	7/09/2020 to 8/09/2020
Potassium (Amm-acet.)	0.76	cmol(+)/kg	04-026-ICP8	4/09/2020 to 9/09/2020
Calcium (Amm-acet.)	16	cmol(+)/kg	04-026-ICP8	4/09/2020 to 9/09/2020
Magnesium (Amm-acet.)	14	cmol(+)/kg	04-026-ICP8	4/09/2020 to 9/09/2020
Sodium (Amm-acet.)	6.5	cmol(+)/kg	04-026-ICP8	4/09/2020 to 9/09/2020
Aluminium (KCl)	9.5	mg/kg	04-027-ICP9	7/09/2020 to 8/09/2020
Aluminium (KCl)	0.11	cmol(+)/kg	04-027-ICP9	7/09/2020 to 8/09/2020
Cation Exchange Capacity (Amm-acet.)	37.3	cmol(+)/kg	04-026-ICP8	9/09/2020 to 9/09/2020
Sodium % of cations	17	%	04-026-ICP8	9/09/2020 to 9/09/2020
Aluminium % of Cations	0.28	%	04-026-ICP8	9/09/2020 to 9/09/2020
Calcium/Magnesium Ratio	1.1		04-026-ICP8	4/09/2020 to 9/09/2020
pH (1:5 Water)	9.4		04-031-PH	4/09/2020 to 7/09/2020
Electrical Conductivity (1:5 water)	0.74	dS/m	04-031-PH	4/09/2020 to 7/09/2020
Chloride	460	mg/kg	04-063-FIA3	7/09/2020 to 8/09/2020

Nutrient Advantage Laboratory Services

Nutrient Advantage is a trademark of Incitec Pivot Limited
Incitec Pivot Limited - ABN 42 004 080 264
8 South Rd, Werribee Vic 3030
Toll-free: 1800 803 453 Fax: (61 3) 9974 0699
Enquiries: lab.feedback@incitecpivot.com.au

Disclaimer: This analysis report is prepared solely for the client listed above. To the extent permitted by law, Incitec Pivot Limited excludes all liability in connection with this report and, where liability cannot be excluded, limits its liability, at its election, to the re-supply of the analysis services or the cost of the re-supply of such services.

Report Number: 635140

Sample condition on receipt: Suitable for testing.

The results pertain only to the sample submitted.

This document shall not be reproduced except in full.

Analyses performed on soil dried at 40°C and ground to 2mm or less.

^ NATA accreditation does not cover the performance of this service.

Accredited for compliance with ISO/IEC 17025 - Testing.

This results of the tests, calibrations and/or measurements included in this document are traceable to Australian/International standards.

Nutrient Advantage Laboratory Services

Nutrient Advantage is a trademark of Incitec Pivot Limited

Incitec Pivot Limited - ABN 42 004 080 264

8 South Rd, Werribee Vic 3030

Toll-free: 1800 803 453 Fax: (61 3) 9974 0699

Enquiries: lab.feedback@incitecpivot.com.au

Disclaimer: This analysis report is prepared solely for the client listed above. To the extent permitted by law, Incitec Pivot Limited excludes all liability in connection with this report and, where liability cannot be excluded, limits its liability, at its election, to the re-supply of the analysis services or the cost of the re-supply of such services.

SOIL ANALYSIS REPORT

Report Number: 635141

Sustainable Soils Management P/L
PO Box 130
WARREN
NSW 2824



Report Authorised
Paul Kennelly
Laboratory Manager
NATA Accredited Laboratory
Number: 11958

Sample Number: 022071958	Paddock Name: MT0453060	Date Received: 2-Sep-2020
Test Code: 2017-065		Date of Report: 27-Oct-2020
Purchase Order No: TPG		
Grower Name: SUSTAINABLE SOIL MANAG		

Analyte	Result	Units	Method Code	Analyte Testing Period
2 hour natural aggregate ^	0			4/09/2020 to 4/09/2020
2 hour remoulded aggregate ^	1			4/09/2020 to 4/09/2020
20 hour natural aggregate ^	0			4/09/2020 to 4/09/2020
20 hour remoulded aggregate ^	1			4/09/2020 to 4/09/2020
Available Potassium ^	260	mg/kg	04-026-ICP8	4/09/2020 to 9/09/2020
Calcium % of Cations	35	%	04-026-ICP8	9/09/2020 to 9/09/2020
Emerson Class ^	3			4/09/2020 to 4/09/2020
Grass Tetany Risk Index ^	0.022		04-026-ICP8	4/09/2020 to 9/09/2020
Magnesium % of Cations	36	%	04-026-ICP8	9/09/2020 to 9/09/2020
Potassium % of Cations	1.6	%	04-026-ICP8	9/09/2020 to 9/09/2020
Slaking ^	0			4/09/2020 to 4/09/2020
pH (1:5 CaCl ₂)	8.7		04-031-PH	4/09/2020 to 7/09/2020
Nitrate Nitrogen	14	mg/kg	04-063-FIA3	7/09/2020 to 8/09/2020
Ammonium Nitrogen	2.2	mg/kg	04-063-FIA3	7/09/2020 to 8/09/2020
Potassium (Amm-acet.)	0.67	cmol(+)/kg	04-026-ICP8	4/09/2020 to 9/09/2020
Calcium (Amm-acet.)	15	cmol(+)/kg	04-026-ICP8	4/09/2020 to 9/09/2020
Magnesium (Amm-acet.)	15	cmol(+)/kg	04-026-ICP8	4/09/2020 to 9/09/2020
Sodium (Amm-acet.)	11	cmol(+)/kg	04-026-ICP8	4/09/2020 to 9/09/2020
Aluminium (KCl)	9.4	mg/kg	04-027-ICP9	7/09/2020 to 8/09/2020
Aluminium (KCl)	0.10	cmol(+)/kg	04-027-ICP9	7/09/2020 to 8/09/2020
Cation Exchange Capacity (Amm-acet.)	42.0	cmol(+)/kg	04-026-ICP8	9/09/2020 to 9/09/2020
Sodium % of cations	27	%	04-026-ICP8	9/09/2020 to 9/09/2020
Aluminium % of Cations	0.25	%	04-026-ICP8	9/09/2020 to 9/09/2020
Calcium/Magnesium Ratio	1.0		04-026-ICP8	4/09/2020 to 9/09/2020
pH (1:5 Water)	9.3		04-031-PH	4/09/2020 to 7/09/2020
Electrical Conductivity (1:5 water)	1.48	dS/m	04-031-PH	4/09/2020 to 7/09/2020
Chloride	920	mg/kg	04-063-FIA3	7/09/2020 to 8/09/2020

Nutrient Advantage Laboratory Services

Nutrient Advantage is a trademark of Incitec Pivot Limited
Incitec Pivot Limited - ABN 42 004 080 264
8 South Rd, Werribee Vic 3030
Toll-free: 1800 803 453 Fax: (61 3) 9974 0699
Enquiries: lab.feedback@incitecpivot.com.au

Disclaimer: This analysis report is prepared solely for the client listed above. To the extent permitted by law, Incitec Pivot Limited excludes all liability in connection with this report and, where liability cannot be excluded, limits its liability, at its election, to the re-supply of the analysis services or the cost of the re-supply of such services.

Report Number: 635141

Sample condition on receipt: Suitable for testing.

The results pertain only to the sample submitted.

This document shall not be reproduced except in full.

Analyses performed on soil dried at 40°C and ground to 2mm or less.

^ NATA accreditation does not cover the performance of this service.

Accredited for compliance with ISO/IEC 17025 - Testing.

This results of the tests, calibrations and/or measurements included in this document are traceable to Australian/International standards.

Nutrient Advantage Laboratory Services

Nutrient Advantage is a trademark of Incitec Pivot Limited

Incitec Pivot Limited - ABN 42 004 080 264

8 South Rd, Werribee Vic 3030

Toll-free: 1800 803 453 Fax: (61 3) 9974 0699

Enquiries: lab.feedback@incitecpivot.com.au

Disclaimer: This analysis report is prepared solely for the client listed above. To the extent permitted by law, Incitec Pivot Limited excludes all liability in connection with this report and, where liability cannot be excluded, limits its liability, at its election, to the re-supply of the analysis services or the cost of the re-supply of such services.

SOIL ANALYSIS REPORT

Report Number: 635142

Sustainable Soils Management P/L
PO Box 130
WARREN
NSW 2824



Report Authorised
Paul Kennelly
Laboratory Manager
NATA Accredited Laboratory
Number: 11958

Sample Number:	022071957	Paddock Name:	MT04560100	Date Received:	2-Sep-2020
Test Code:	2017-065			Date of Report:	27-Oct-2020
Purchase Order No:	TPG				
Grower Name:	SUSTAINABLE SOIL MANAG				

Analyte	Result	Units	Method Code	Analyte Testing Period
2 hour natural aggregate ^	0			4/09/2020 to 4/09/2020
2 hour remoulded aggregate ^	0			4/09/2020 to 4/09/2020
20 hour natural aggregate ^	0			4/09/2020 to 4/09/2020
20 hour remoulded aggregate ^	0			4/09/2020 to 4/09/2020
Available Potassium ^	280	mg/kg	04-026-ICP8	4/09/2020 to 9/09/2020
Calcium % of Cations	33	%	04-026-ICP8	9/09/2020 to 9/09/2020
Emerson Class ^	6			4/09/2020 to 4/09/2020
Grass Tetany Risk Index ^	0.029		04-026-ICP8	4/09/2020 to 9/09/2020
Magnesium % of Cations	35	%	04-026-ICP8	9/09/2020 to 9/09/2020
Potassium % of Cations	1.9	%	04-026-ICP8	9/09/2020 to 9/09/2020
Slaking ^	0			4/09/2020 to 4/09/2020
pH (1:5 CaCl ₂)	8.7		04-031-PH	4/09/2020 to 7/09/2020
Nitrate Nitrogen	6.0	mg/kg	04-063-FIA3	7/09/2020 to 8/09/2020
Ammonium Nitrogen	1.4	mg/kg	04-063-FIA3	7/09/2020 to 8/09/2020
Potassium (Amm-acet.)	0.72	cmol(+)/kg	04-026-ICP8	4/09/2020 to 9/09/2020
Calcium (Amm-acet.)	12	cmol(+)/kg	04-026-ICP8	4/09/2020 to 9/09/2020
Magnesium (Amm-acet.)	13	cmol(+)/kg	04-026-ICP8	4/09/2020 to 9/09/2020
Sodium (Amm-acet.)	11	cmol(+)/kg	04-026-ICP8	4/09/2020 to 9/09/2020
Aluminium (KCl)	11	mg/kg	04-027-ICP9	7/09/2020 to 8/09/2020
Aluminium (KCl)	0.12	cmol(+)/kg	04-027-ICP9	7/09/2020 to 8/09/2020
Cation Exchange Capacity (Amm-acet.)	37.0	cmol(+)/kg	04-026-ICP8	9/09/2020 to 9/09/2020
Sodium % of cations	30	%	04-026-ICP8	9/09/2020 to 9/09/2020
Aluminium % of Cations	0.33	%	04-026-ICP8	9/09/2020 to 9/09/2020
Calcium/Magnesium Ratio	0.92		04-026-ICP8	4/09/2020 to 9/09/2020
pH (1:5 Water)	9.1		04-031-PH	4/09/2020 to 7/09/2020
Electrical Conductivity (1:5 water)	1.80	dS/m	04-031-PH	4/09/2020 to 7/09/2020
Chloride	1100	mg/kg	04-063-FIA3	7/09/2020 to 8/09/2020

Nutrient Advantage Laboratory Services

Nutrient Advantage is a trademark of Incitec Pivot Limited
Incitec Pivot Limited - ABN 42 004 080 264
8 South Rd, Werribee Vic 3030
Toll-free: 1800 803 453 Fax: (61 3) 9974 0699
Enquiries: lab.feedback@incitecpivot.com.au

Disclaimer: This analysis report is prepared solely for the client listed above. To the extent permitted by law, Incitec Pivot Limited excludes all liability in connection with this report and, where liability cannot be excluded, limits its liability, at its election, to the re-supply of the analysis services or the cost of the re-supply of such services.

Report Number: 635142

Sample condition on receipt: Suitable for testing.

The results pertain only to the sample submitted.

This document shall not be reproduced except in full.

Analyses performed on soil dried at 40°C and ground to 2mm or less.

^ NATA accreditation does not cover the performance of this service.

Accredited for compliance with ISO/IEC 17025 - Testing.

This results of the tests, calibrations and/or measurements included in this document are traceable to Australian/International standards.

Nutrient Advantage Laboratory Services

Nutrient Advantage is a trademark of Incitec Pivot Limited

Incitec Pivot Limited - ABN 42 004 080 264

8 South Rd, Werribee Vic 3030

Toll-free: 1800 803 453 Fax: (61 3) 9974 0699

Enquiries: lab.feedback@incitecpivot.com.au

Disclaimer: This analysis report is prepared solely for the client listed above. To the extent permitted by law, Incitec Pivot Limited excludes all liability in connection with this report and, where liability cannot be excluded, limits its liability, at its election, to the re-supply of the analysis services or the cost of the re-supply of such services.

SOIL ANALYSIS REPORT

Report Number: 635143

Sustainable Soils Management P/L
PO Box 130
WARREN
NSW 2824



Report Authorised
Paul Kennelly
Laboratory Manager
NATA Accredited Laboratory
Number: 11958

Sample Number: 022071955	Paddock Name: MT04605	Date Received: 2-Sep-2020
Test Code: 2017-083		Date of Report: 27-Oct-2020
Purchase Order No: TPG		
Grower Name: SUSTAINABLE SOIL MANAG		

Analyte	Result	Units	Method Code	Analyte Testing Period
2 hour natural aggregate ^	1			4/09/2020 to 4/09/2020
2 hour remoulded aggregate ^	2			4/09/2020 to 4/09/2020
20 hour natural aggregate ^	1			4/09/2020 to 4/09/2020
20 hour remoulded aggregate ^	2			4/09/2020 to 4/09/2020
Available Potassium ^	480	mg/kg	04-026-ICP8	4/09/2020 to 9/09/2020
Calcium % of Cations	55	%	04-026-ICP8	9/09/2020 to 9/09/2020
Emerson Class ^	2			4/09/2020 to 4/09/2020
Grass Tetany Risk Index ^	0.27		04-026-ICP8	4/09/2020 to 9/09/2020
Magnesium % of Cations	21	%	04-026-ICP8	9/09/2020 to 9/09/2020
Organic Matter (W&B * 1.72) ^	2.6	%	04-054-WCALC	9/09/2020 to 9/09/2020
Potassium % of Cations	20	%	04-026-ICP8	9/09/2020 to 9/09/2020
Slaking ^	0			4/09/2020 to 4/09/2020
Soil Colour	Red-brown		04-042-PHYS	7/09/2020 to 7/09/2020
Soil Texture	Clay		04-042-PHYS	7/09/2020 to 7/09/2020
pH (1:5 CaCl2)	4.9		04-031-PH	4/09/2020 to 7/09/2020
Electrical Conductivity (Sat. Ext.) ^	0.4	dS/m	04-054-WCALC	7/09/2020 to 7/09/2020
Organic Carbon (W&B)	1.49	%	04-018-UV1	7/09/2020 to 9/09/2020
Nitrate Nitrogen	12	mg/kg	04-063-FIA3	7/09/2020 to 8/09/2020
Ammonium Nitrogen	3.6	mg/kg	04-063-FIA3	7/09/2020 to 8/09/2020
Sulphur (KCl40)	4.3	mg/kg	04-021-ICP2	7/09/2020 to 8/09/2020
Phosphorus (Colwell)	15	mg/kg	04-013-COL_P	3/09/2020 to 7/09/2020
Phosphorus Buffer Index (PBI-Col)	35		04-020-ICP17	7/09/2020 to 7/09/2020
Potassium (Amm-acet.)	1.2	cmol(+)/kg	04-026-ICP8	4/09/2020 to 9/09/2020
Calcium (Amm-acet.)	3.3	cmol(+)/kg	04-026-ICP8	4/09/2020 to 9/09/2020
Magnesium (Amm-acet.)	1.2	cmol(+)/kg	04-026-ICP8	4/09/2020 to 9/09/2020
Sodium (Amm-acet.)	0.12	cmol(+)/kg	04-026-ICP8	4/09/2020 to 9/09/2020
Aluminium (KCl)	10	mg/kg	04-027-ICP9	7/09/2020 to 8/09/2020
Aluminium (KCl)	0.11	cmol(+)/kg	04-027-ICP9	7/09/2020 to 8/09/2020
Cation Exchange Capacity (Amm-acet.)	5.99	cmol(+)/kg	04-026-ICP8	9/09/2020 to 9/09/2020
Sodium % of cations	2.0	%	04-026-ICP8	9/09/2020 to 9/09/2020

Nutrient Advantage Laboratory Services

Nutrient Advantage is a trademark of Incitec Pivot Limited
Incitec Pivot Limited - ABN 42 004 080 264
8 South Rd, Werribee Vic 3030
Toll-free: 1800 803 453 Fax: (61 3) 9974 0699
Enquiries: lab.feedback@incitecpivot.com.au

Disclaimer: This analysis report is prepared solely for the client listed above. To the extent permitted by law, Incitec Pivot Limited excludes all liability in connection with this report and, where liability cannot be excluded, limits its liability, at its election, to the re-supply of the analysis services or the cost of the re-supply of such services.

SOIL ANALYSIS REPORT

Report Number: 635143

Sample Number: 022071955	Paddock Name: MT04605	Date Received: 2-Sep-2020
Test Code: 2017-083		Date of Report: 27-Oct-2020
Purchase Order No: TPG		
Grower Name: SUSTAINABLE SOIL MANAG		

Analyte	Result	Units	Method Code	Analyte Testing Period
Aluminium % of Cations	1.9	%	04-026-ICP8	9/09/2020 to 9/09/2020
Calcium/Magnesium Ratio	2.8		04-026-ICP8	4/09/2020 to 9/09/2020
pH (1:5 Water)	6.0		04-031-PH	4/09/2020 to 7/09/2020
Electrical Conductivity (1:5 water)	0.06	dS/m	04-031-PH	4/09/2020 to 7/09/2020
Chloride	10	mg/kg	04-063-FIA3	7/09/2020 to 8/09/2020
Copper (DTPA)	1.1	mg/kg	04-024-ICP6	7/09/2020 to 8/09/2020
Zinc (DTPA)	0.96	mg/kg	04-024-ICP6	7/09/2020 to 8/09/2020
Manganese (DTPA)	47	mg/kg	04-024-ICP6	7/09/2020 to 8/09/2020
Iron (DTPA)	87	mg/kg	04-024-ICP6	7/09/2020 to 8/09/2020
Boron (Hot CaCl ₂)	0.69	mg/kg	04-025-ICP7	7/09/2020 to 8/09/2020
Molybdenum (Hot CaCl ₂) ^	<0.010	mg/kg	04-083-ICP27	8/09/2020 to 9/09/2020
Phosphorus Environmental Risk Index ^	0.43		04-020-ICP17	7/09/2020 to 7/09/2020

Sample condition on receipt: Suitable for testing.

The results pertain only to the sample submitted.

This document shall not be reproduced except in full.

Analyses performed on soil dried at 40°C and ground to 2mm or less.

^ NATA accreditation does not cover the performance of this service.

Accredited for compliance with ISO/IEC 17025 - Testing.

This results of the tests, calibrations and/or measurements included in this document are traceable to Australian/International standards.

Nutrient Advantage Laboratory Services

Nutrient Advantage is a trademark of Incitec Pivot Limited
Incitec Pivot Limited - ABN 42 004 080 264
8 South Rd, Werribee Vic 3030
Toll-free: 1800 803 453 Fax: (61 3) 9974 0699
Enquiries: lab.feedback@incitecpivot.com.au

Disclaimer: This analysis report is prepared solely for the client listed above. To the extent permitted by law, Incitec Pivot Limited excludes all liability in connection with this report and, where liability cannot be excluded, limits its liability, at its election, to the re-supply of the analysis services or the cost of the re-supply of such services.

SOIL ANALYSIS REPORT

Report Number: 635144

Sustainable Soils Management P/L
PO Box 130
WARREN
NSW 2824



Report Authorised
Paul Kennelly
Laboratory Manager
NATA Accredited Laboratory
Number: 11958

Sample Number: 022071954	Paddock Name: MT046515	Date Received: 2-Sep-2020
Test Code: 2017-083		Date of Report: 27-Oct-2020
Purchase Order No: TPG		
Grower Name: SUSTAINABLE SOIL MANAG		

Analyte	Result	Units	Method Code	Analyte Testing Period
2 hour natural aggregate ^	1			4/09/2020 to 4/09/2020
2 hour remoulded aggregate ^	4			4/09/2020 to 4/09/2020
20 hour natural aggregate ^	1			4/09/2020 to 4/09/2020
20 hour remoulded aggregate ^	4			4/09/2020 to 4/09/2020
Available Potassium ^	450	mg/kg	04-026-ICP8	4/09/2020 to 9/09/2020
Calcium % of Cations	54	%	04-026-ICP8	9/09/2020 to 9/09/2020
Emerson Class ^	2			4/09/2020 to 4/09/2020
Grass Tetany Risk Index ^	0.30		04-026-ICP8	4/09/2020 to 9/09/2020
Magnesium % of Cations	17	%	04-026-ICP8	9/09/2020 to 9/09/2020
Organic Matter (W&B * 1.72) ^	1.7	%	04-054-WCALC	9/09/2020 to 9/09/2020
Potassium % of Cations	22	%	04-026-ICP8	9/09/2020 to 9/09/2020
Slaking ^	0			4/09/2020 to 4/09/2020
Soil Colour	Red-brown		04-042-PHYS	8/09/2020 to 8/09/2020
Soil Texture	Clay Loam		04-042-PHYS	8/09/2020 to 8/09/2020
pH (1:5 CaCl2)	4.7		04-031-PH	4/09/2020 to 7/09/2020
Electrical Conductivity (Sat. Ext.) ^	0.2	dS/m	04-054-WCALC	8/09/2020 to 8/09/2020
Organic Carbon (W&B)	0.96	%	04-018-UV1	7/09/2020 to 9/09/2020
Nitrate Nitrogen	4.9	mg/kg	04-063-FIA3	7/09/2020 to 8/09/2020
Ammonium Nitrogen	2.3	mg/kg	04-063-FIA3	7/09/2020 to 8/09/2020
Sulphur (KCl40)	<1.0	mg/kg	04-021-ICP2	7/09/2020 to 8/09/2020
Phosphorus (Colwell)	14	mg/kg	04-013-COL_P	3/09/2020 to 7/09/2020
Phosphorus Buffer Index (PBI-Col)	63		04-020-ICP17	7/09/2020 to 7/09/2020
Potassium (Amm-acet.)	1.1	cmol(+)/kg	04-026-ICP8	4/09/2020 to 9/09/2020
Calcium (Amm-acet.)	2.8	cmol(+)/kg	04-026-ICP8	4/09/2020 to 9/09/2020
Magnesium (Amm-acet.)	0.88	cmol(+)/kg	04-026-ICP8	4/09/2020 to 9/09/2020
Sodium (Amm-acet.)	0.059	cmol(+)/kg	04-026-ICP8	4/09/2020 to 9/09/2020
Aluminium (KCl)	21	mg/kg	04-027-ICP9	7/09/2020 to 8/09/2020
Aluminium (KCl)	0.24	cmol(+)/kg	04-027-ICP9	7/09/2020 to 8/09/2020
Cation Exchange Capacity (Amm-acet.)	5.08	cmol(+)/kg	04-026-ICP8	9/09/2020 to 9/09/2020
Sodium % of cations	1.2	%	04-026-ICP8	9/09/2020 to 9/09/2020

Nutrient Advantage Laboratory Services

Nutrient Advantage is a trademark of Incitec Pivot Limited
Incitec Pivot Limited - ABN 42 004 080 264
8 South Rd, Werribee Vic 3030
Toll-free: 1800 803 453 Fax: (61 3) 9974 0699
Enquiries: lab.feedback@incitecpivot.com.au

Disclaimer: This analysis report is prepared solely for the client listed above. To the extent permitted by law, Incitec Pivot Limited excludes all liability in connection with this report and, where liability cannot be excluded, limits its liability, at its election, to the re-supply of the analysis services or the cost of the re-supply of such services.

SOIL ANALYSIS REPORT

Report Number: 635144

Sample Number: 022071954	Paddock Name: MT046515	Date Received: 2-Sep-2020
Test Code: 2017-083		Date of Report: 27-Oct-2020
Purchase Order No: TPG		
Grower Name: SUSTAINABLE SOIL MANAG		

Analyte	Result	Units	Method Code	Analyte Testing Period
Aluminium % of Cations	4.7	%	04-026-ICP8	9/09/2020 to 9/09/2020
Calcium/Magnesium Ratio	3.2		04-026-ICP8	4/09/2020 to 9/09/2020
pH (1:5 Water)	6.1		04-031-PH	4/09/2020 to 7/09/2020
Electrical Conductivity (1:5 water)	0.03	dS/m	04-031-PH	4/09/2020 to 7/09/2020
Chloride	<10	mg/kg	04-063-FIA3	7/09/2020 to 8/09/2020
Copper (DTPA)	1.1	mg/kg	04-024-ICP6	7/09/2020 to 8/09/2020
Zinc (DTPA)	0.22	mg/kg	04-024-ICP6	7/09/2020 to 8/09/2020
Manganese (DTPA)	45	mg/kg	04-024-ICP6	7/09/2020 to 8/09/2020
Iron (DTPA)	61	mg/kg	04-024-ICP6	7/09/2020 to 8/09/2020
Boron (Hot CaCl ₂)	0.55	mg/kg	04-025-ICP7	7/09/2020 to 8/09/2020
Molybdenum (Hot CaCl ₂) ^	<0.010	mg/kg	04-083-ICP27	8/09/2020 to 9/09/2020
Phosphorus Environmental Risk Index ^	0.22		04-020-ICP17	7/09/2020 to 7/09/2020

Sample condition on receipt: Suitable for testing.

The results pertain only to the sample submitted.

This document shall not be reproduced except in full.

Analyses performed on soil dried at 40°C and ground to 2mm or less.

^ NATA accreditation does not cover the performance of this service.

Accredited for compliance with ISO/IEC 17025 - Testing.

This results of the tests, calibrations and/or measurements included in this document are traceable to Australian/International standards.

Nutrient Advantage Laboratory Services

Nutrient Advantage is a trademark of Incitec Pivot Limited
Incitec Pivot Limited - ABN 42 004 080 264
8 South Rd, Werribee Vic 3030
Toll-free: 1800 803 453 Fax: (61 3) 9974 0699
Enquiries: lab.feedback@incitecpivot.com.au

Disclaimer: This analysis report is prepared solely for the client listed above. To the extent permitted by law, Incitec Pivot Limited excludes all liability in connection with this report and, where liability cannot be excluded, limits its liability, at its election, to the re-supply of the analysis services or the cost of the re-supply of such services.

SOIL ANALYSIS REPORT

Report Number: 635145

Sustainable Soils Management P/L
PO Box 130
WARREN
NSW 2824



Report Authorised
Paul Kennelly
Laboratory Manager
NATA Accredited Laboratory
Number: 11958

Sample Number: 022071953	Paddock Name: MT0461530	Date Received: 2-Sep-2020
Test Code: 2017-065		Date of Report: 27-Oct-2020
Purchase Order No: TPG		
Grower Name: SUSTAINABLE SOIL MANAG		

Analyte	Result	Units	Method Code	Analyte Testing Period
2 hour natural aggregate ^	2			4/09/2020 to 4/09/2020
2 hour remoulded aggregate ^	3			4/09/2020 to 4/09/2020
20 hour natural aggregate ^	2			4/09/2020 to 4/09/2020
20 hour remoulded aggregate ^	4			4/09/2020 to 4/09/2020
Available Potassium ^	250	mg/kg	04-026-ICP8	4/09/2020 to 9/09/2020
Calcium % of Cations	59	%	04-026-ICP8	9/09/2020 to 9/09/2020
Emerson Class ^	2			4/09/2020 to 4/09/2020
Grass Tetany Risk Index ^	0.18		04-026-ICP8	4/09/2020 to 9/09/2020
Magnesium % of Cations	21	%	04-026-ICP8	9/09/2020 to 9/09/2020
Potassium % of Cations	14	%	04-026-ICP8	9/09/2020 to 9/09/2020
Slaking ^	0			4/09/2020 to 4/09/2020
pH (1:5 CaCl2)	4.8		04-031-PH	4/09/2020 to 7/09/2020
Nitrate Nitrogen	1.9	mg/kg	04-063-FIA3	7/09/2020 to 8/09/2020
Ammonium Nitrogen	1.5	mg/kg	04-063-FIA3	7/09/2020 to 8/09/2020
Potassium (Amm-acet.)	0.65	cmol(+)/kg	04-026-ICP8	4/09/2020 to 9/09/2020
Calcium (Amm-acet.)	2.7	cmol(+)/kg	04-026-ICP8	4/09/2020 to 9/09/2020
Magnesium (Amm-acet.)	0.96	cmol(+)/kg	04-026-ICP8	4/09/2020 to 9/09/2020
Sodium (Amm-acet.)	0.075	cmol(+)/kg	04-026-ICP8	4/09/2020 to 9/09/2020
Aluminium (KCl)	19	mg/kg	04-027-ICP9	7/09/2020 to 8/09/2020
Aluminium (KCl)	0.21	cmol(+)/kg	04-027-ICP9	7/09/2020 to 8/09/2020
Cation Exchange Capacity (Amm-acet.)	4.62	cmol(+)/kg	04-026-ICP8	9/09/2020 to 9/09/2020
Sodium % of cations	1.6	%	04-026-ICP8	9/09/2020 to 9/09/2020
Aluminium % of Cations	4.6	%	04-026-ICP8	9/09/2020 to 9/09/2020
Calcium/Magnesium Ratio	2.8		04-026-ICP8	4/09/2020 to 9/09/2020
pH (1:5 Water)	6.1		04-031-PH	4/09/2020 to 7/09/2020
Electrical Conductivity (1:5 water)	0.02	dS/m	04-031-PH	4/09/2020 to 7/09/2020
Chloride	<10	mg/kg	04-063-FIA3	7/09/2020 to 8/09/2020

Nutrient Advantage Laboratory Services

Nutrient Advantage is a trademark of Incitec Pivot Limited
Incitec Pivot Limited - ABN 42 004 080 264
8 South Rd, Werribee Vic 3030
Toll-free: 1800 803 453 Fax: (61 3) 9974 0699
Enquiries: lab.feedback@incitecpivot.com.au

Disclaimer: This analysis report is prepared solely for the client listed above. To the extent permitted by law, Incitec Pivot Limited excludes all liability in connection with this report and, where liability cannot be excluded, limits its liability, at its election, to the re-supply of the analysis services or the cost of the re-supply of such services.

Report Number: 635145

Sample condition on receipt: Suitable for testing.

The results pertain only to the sample submitted.

This document shall not be reproduced except in full.

Analyses performed on soil dried at 40°C and ground to 2mm or less.

^ NATA accreditation does not cover the performance of this service.

Accredited for compliance with ISO/IEC 17025 - Testing.

This results of the tests, calibrations and/or measurements included in this document are traceable to Australian/International standards.

Nutrient Advantage Laboratory Services

Nutrient Advantage is a trademark of Incitec Pivot Limited

Incitec Pivot Limited - ABN 42 004 080 264

8 South Rd, Werribee Vic 3030

Toll-free: 1800 803 453 Fax: (61 3) 9974 0699

Enquiries: lab.feedback@incitecpivot.com.au

Disclaimer: This analysis report is prepared solely for the client listed above. To the extent permitted by law, Incitec Pivot Limited excludes all liability in connection with this report and, where liability cannot be excluded, limits its liability, at its election, to the re-supply of the analysis services or the cost of the re-supply of such services.

SOIL ANALYSIS REPORT

Report Number: 635146

Sustainable Soils Management P/L
PO Box 130
WARREN
NSW 2824



Report Authorised
Paul Kennelly
Laboratory Manager
NATA Accredited Laboratory
Number: 11958

Sample Number: 022071952	Paddock Name: MT0463060	Date Received: 2-Sep-2020
Test Code: 2017-065		Date of Report: 27-Oct-2020
Purchase Order No: TPG		
Grower Name: SUSTAINABLE SOIL MANAG		

Analyte	Result	Units	Method Code	Analyte Testing Period
2 hour natural aggregate ^	3			4/09/2020 to 4/09/2020
2 hour remoulded aggregate ^	3			4/09/2020 to 4/09/2020
20 hour natural aggregate ^	3			4/09/2020 to 4/09/2020
20 hour remoulded aggregate ^	3			4/09/2020 to 4/09/2020
Available Potassium ^	200	mg/kg	04-026-ICP8	4/09/2020 to 9/09/2020
Calcium % of Cations	34	%	04-026-ICP8	9/09/2020 to 9/09/2020
Emerson Class ^	2			4/09/2020 to 4/09/2020
Grass Tetany Risk Index ^	0.057		04-026-ICP8	4/09/2020 to 9/09/2020
Magnesium % of Cations	47	%	04-026-ICP8	9/09/2020 to 9/09/2020
Potassium % of Cations	4.7	%	04-026-ICP8	9/09/2020 to 9/09/2020
Slaking ^	0			4/09/2020 to 4/09/2020
pH (1:5 CaCl2)	6.8		04-031-PH	4/09/2020 to 7/09/2020
Nitrate Nitrogen	0.98	mg/kg	04-063-FIA3	7/09/2020 to 8/09/2020
Ammonium Nitrogen	1.2	mg/kg	04-063-FIA3	7/09/2020 to 8/09/2020
Potassium (Amm-acet.)	0.50	cmol(+)/kg	04-026-ICP8	4/09/2020 to 9/09/2020
Calcium (Amm-acet.)	3.6	cmol(+)/kg	04-026-ICP8	4/09/2020 to 9/09/2020
Magnesium (Amm-acet.)	5.1	cmol(+)/kg	04-026-ICP8	4/09/2020 to 9/09/2020
Sodium (Amm-acet.)	1.5	cmol(+)/kg	04-026-ICP8	4/09/2020 to 9/09/2020
Aluminium (KCl)	15	mg/kg	04-027-ICP9	7/09/2020 to 8/09/2020
Aluminium (KCl)	0.17	cmol(+)/kg	04-027-ICP9	7/09/2020 to 8/09/2020
Cation Exchange Capacity (Amm-acet.)	10.8	cmol(+)/kg	04-026-ICP8	9/09/2020 to 9/09/2020
Sodium % of cations	14	%	04-026-ICP8	9/09/2020 to 9/09/2020
Aluminium % of Cations	1.6	%	04-026-ICP8	9/09/2020 to 9/09/2020
Calcium/Magnesium Ratio	0.71		04-026-ICP8	4/09/2020 to 9/09/2020
pH (1:5 Water)	8.5		04-031-PH	4/09/2020 to 7/09/2020
Electrical Conductivity (1:5 water)	0.05	dS/m	04-031-PH	4/09/2020 to 7/09/2020
Chloride	<10	mg/kg	04-063-FIA3	7/09/2020 to 8/09/2020

Nutrient Advantage Laboratory Services

Nutrient Advantage is a trademark of Incitec Pivot Limited
Incitec Pivot Limited - ABN 42 004 080 264
8 South Rd, Werribee Vic 3030
Toll-free: 1800 803 453 Fax: (61 3) 9974 0699
Enquiries: lab.feedback@incitecpivot.com.au

Disclaimer: This analysis report is prepared solely for the client listed above. To the extent permitted by law, Incitec Pivot Limited excludes all liability in connection with this report and, where liability cannot be excluded, limits its liability, at its election, to the re-supply of the analysis services or the cost of the re-supply of such services.

Report Number: 635146

Sample condition on receipt: Suitable for testing.

The results pertain only to the sample submitted.

This document shall not be reproduced except in full.

Analyses performed on soil dried at 40°C and ground to 2mm or less.

^ NATA accreditation does not cover the performance of this service.

Accredited for compliance with ISO/IEC 17025 - Testing.

This results of the tests, calibrations and/or measurements included in this document are traceable to Australian/International standards.

Nutrient Advantage Laboratory Services

Nutrient Advantage is a trademark of Incitec Pivot Limited

Incitec Pivot Limited - ABN 42 004 080 264

8 South Rd, Werribee Vic 3030

Toll-free: 1800 803 453 Fax: (61 3) 9974 0699

Enquiries: lab.feedback@incitecpivot.com.au

Disclaimer: This analysis report is prepared solely for the client listed above. To the extent permitted by law, Incitec Pivot Limited excludes all liability in connection with this report and, where liability cannot be excluded, limits its liability, at its election, to the re-supply of the analysis services or the cost of the re-supply of such services.

Report Number: 635147

Sustainable Soils Management P/L
 PO Box 130
 WARREN
 NSW 2824



Report Authorised
 Paul Kennelly
 Laboratory Manager
 NATA Accredited Laboratory
 Number: 11958

Sample Number: 022071951	Paddock Name: MT04660100	Date Received: 2-Sep-2020
Test Code: 2017-065		Date of Report: 27-Oct-2020
Purchase Order No: TPG		
Grower Name: SUSTAINABLE SOIL MANAG		

Analyte	Result	Units	Method Code	Analyte Testing Period
2 hour natural aggregate ^	2			4/09/2020 to 4/09/2020
2 hour remoulded aggregate ^	4			4/09/2020 to 4/09/2020
20 hour natural aggregate ^	2			4/09/2020 to 4/09/2020
20 hour remoulded aggregate ^	4			4/09/2020 to 4/09/2020
Available Potassium ^	230	mg/kg	04-026-ICP8	4/09/2020 to 9/09/2020
Calcium % of Cations	25	%	04-026-ICP8	9/09/2020 to 9/09/2020
Emerson Class ^	2			4/09/2020 to 4/09/2020
Grass Tetany Risk Index ^	0.071		04-026-ICP8	4/09/2020 to 9/09/2020
Magnesium % of Cations	47	%	04-026-ICP8	9/09/2020 to 9/09/2020
Potassium % of Cations	5.1	%	04-026-ICP8	9/09/2020 to 9/09/2020
Slaking ^	0			4/09/2020 to 4/09/2020
pH (1:5 CaCl2)	7.5		04-031-PH	4/09/2020 to 7/09/2020
Nitrate Nitrogen	1.9	mg/kg	04-063-FIA3	7/09/2020 to 8/09/2020
Ammonium Nitrogen	1.3	mg/kg	04-063-FIA3	7/09/2020 to 8/09/2020
Potassium (Amm-acet.)	0.58	cmol(+)/kg	04-026-ICP8	4/09/2020 to 9/09/2020
Calcium (Amm-acet.)	2.8	cmol(+)/kg	04-026-ICP8	4/09/2020 to 9/09/2020
Magnesium (Amm-acet.)	5.4	cmol(+)/kg	04-026-ICP8	4/09/2020 to 9/09/2020
Sodium (Amm-acet.)	2.5	cmol(+)/kg	04-026-ICP8	4/09/2020 to 9/09/2020
Aluminium (KCl)	11	mg/kg	04-027-ICP9	7/09/2020 to 8/09/2020
Aluminium (KCl)	0.12	cmol(+)/kg	04-027-ICP9	7/09/2020 to 8/09/2020
Cation Exchange Capacity (Amm-acet.)	11.4	cmol(+)/kg	04-026-ICP8	9/09/2020 to 9/09/2020
Sodium % of cations	22	%	04-026-ICP8	9/09/2020 to 9/09/2020
Aluminium % of Cations	1.0	%	04-026-ICP8	9/09/2020 to 9/09/2020
Calcium/Magnesium Ratio	0.52		04-026-ICP8	4/09/2020 to 9/09/2020
pH (1:5 Water)	9.2		04-031-PH	4/09/2020 to 7/09/2020
Electrical Conductivity (1:5 water)	0.07	dS/m	04-031-PH	4/09/2020 to 7/09/2020
Chloride	15	mg/kg	04-063-FIA3	7/09/2020 to 8/09/2020

Nutrient Advantage Laboratory Services

Nutrient Advantage is a trademark of Incitec Pivot Limited
 Incitec Pivot Limited - ABN 42 004 080 264
 8 South Rd, Werribee Vic 3030
 Toll-free: 1800 803 453 Fax: (61 3) 9974 0699
 Enquiries: lab.feedback@incitecpivot.com.au

Disclaimer: This analysis report is prepared solely for the client listed above. To the extent permitted by law, Incitec Pivot Limited excludes all liability in connection with this report and, where liability cannot be excluded, limits its liability, at its election, to the re-supply of the analysis services or the cost of the re-supply of such services.

Report Number: 635147

Sample condition on receipt: Suitable for testing.

The results pertain only to the sample submitted.

This document shall not be reproduced except in full.

Analyses performed on soil dried at 40°C and ground to 2mm or less.

^ NATA accreditation does not cover the performance of this service.

Accredited for compliance with ISO/IEC 17025 - Testing.

This results of the tests, calibrations and/or measurements included in this document are traceable to Australian/International standards.

Nutrient Advantage Laboratory Services

Nutrient Advantage is a trademark of Incitec Pivot Limited

Incitec Pivot Limited - ABN 42 004 080 264

8 South Rd, Werribee Vic 3030

Toll-free: 1800 803 453 Fax: (61 3) 9974 0699

Enquiries: lab.feedback@incitecpivot.com.au

Disclaimer: This analysis report is prepared solely for the client listed above. To the extent permitted by law, Incitec Pivot Limited excludes all liability in connection with this report and, where liability cannot be excluded, limits its liability, at its election, to the re-supply of the analysis services or the cost of the re-supply of such services.

SOIL ANALYSIS REPORT

Report Number: 635148

Sustainable Soils Management P/L
PO Box 130
WARREN
NSW 2824



Report Authorised
Paul Kennelly
Laboratory Manager
NATA Accredited Laboratory
Number: 11958

Sample Number: 022072196	Paddock Name: MT04705	Date Received: 2-Sep-2020
Test Code: 2017-082		Date of Report: 27-Oct-2020
Purchase Order No: TPG		
Grower Name: SUSTAINABLE SOIL MANAG		

Analyte	Result	Units	Method Code	Analyte Testing Period
2 hour natural aggregate ^	1			4/09/2020 to 4/09/2020
2 hour remoulded aggregate ^	3			4/09/2020 to 4/09/2020
20 hour natural aggregate ^	1			4/09/2020 to 4/09/2020
20 hour remoulded aggregate ^	3			4/09/2020 to 4/09/2020
Available Potassium ^	590	mg/kg	04-026-ICP8	4/09/2020 to 9/09/2020
Calcium % of Cations	47	%	04-026-ICP8	9/09/2020 to 9/09/2020
Emerson Class ^	2			4/09/2020 to 4/09/2020
Grass Tetany Risk Index ^	0.34		04-026-ICP8	4/09/2020 to 9/09/2020
Magnesium % of Cations	21	%	04-026-ICP8	9/09/2020 to 9/09/2020
Organic Matter (W&B * 1.72) ^	2.4	%	04-054-WCALC	9/09/2020 to 9/09/2020
Potassium % of Cations	24	%	04-026-ICP8	9/09/2020 to 9/09/2020
Slaking ^	0			4/09/2020 to 4/09/2020
Soil Colour	Red-brown		04-042-PHYS	8/09/2020 to 8/09/2020
Soil Texture	Clay Loam		04-042-PHYS	8/09/2020 to 8/09/2020
pH (1:5 CaCl2)	4.6		04-031-PH	4/09/2020 to 7/09/2020
Electrical Conductivity (Sat. Ext.) ^	0.6	dS/m	04-054-WCALC	8/09/2020 to 8/09/2020
Organic Carbon (W&B)	1.42	%	04-018-UV1	7/09/2020 to 9/09/2020
Nitrate Nitrogen	19	mg/kg	04-063-FIA3	7/09/2020 to 8/09/2020
Ammonium Nitrogen	11	mg/kg	04-063-FIA3	7/09/2020 to 8/09/2020
Sulphur (KCl40)	2.8	mg/kg	04-021-ICP2	7/09/2020 to 8/09/2020
Phosphorus (Colwell)	47	mg/kg	04-013-COL_P	3/09/2020 to 7/09/2020
Phosphorus Buffer Index (PBI-Col)	61		04-020-ICP17	7/09/2020 to 7/09/2020
Potassium (Amm-acet.)	1.5	cmol(+)/kg	04-026-ICP8	4/09/2020 to 9/09/2020
Calcium (Amm-acet.)	3.0	cmol(+)/kg	04-026-ICP8	4/09/2020 to 9/09/2020
Magnesium (Amm-acet.)	1.4	cmol(+)/kg	04-026-ICP8	4/09/2020 to 9/09/2020
Sodium (Amm-acet.)	0.13	cmol(+)/kg	04-026-ICP8	4/09/2020 to 9/09/2020
Aluminium (KCl)	29	mg/kg	04-027-ICP9	7/09/2020 to 8/09/2020
Aluminium (KCl)	0.32	cmol(+)/kg	04-027-ICP9	7/09/2020 to 8/09/2020
Cation Exchange Capacity (Amm-acet.)	6.35	cmol(+)/kg	04-026-ICP8	9/09/2020 to 9/09/2020
Sodium % of cations	2.1	%	04-026-ICP8	9/09/2020 to 9/09/2020

Nutrient Advantage Laboratory Services

Nutrient Advantage is a trademark of Incitec Pivot Limited
Incitec Pivot Limited - ABN 42 004 080 264
8 South Rd, Werribee Vic 3030
Toll-free: 1800 803 453 Fax: (61 3) 9974 0699
Enquiries: lab.feedback@incitecpivot.com.au

Disclaimer: This analysis report is prepared solely for the client listed above. To the extent permitted by law, Incitec Pivot Limited excludes all liability in connection with this report and, where liability cannot be excluded, limits its liability, at its election, to the re-supply of the analysis services or the cost of the re-supply of such services.

SOIL ANALYSIS REPORT

Report Number: 635148

Sample Number: 022072196	Paddock Name: MT04705	Date Received: 2-Sep-2020
Test Code: 2017-082		Date of Report: 27-Oct-2020
Purchase Order No: TPG		
Grower Name: SUSTAINABLE SOIL MANAG		

Analyte	Result	Units	Method Code	Analyte Testing Period
Aluminium % of Cations	5.1	%	04-026-ICP8	9/09/2020 to 9/09/2020
Calcium/Magnesium Ratio	2.1		04-026-ICP8	4/09/2020 to 9/09/2020
pH (1:5 Water)	5.6		04-031-PH	4/09/2020 to 7/09/2020
Electrical Conductivity (1:5 water)	0.07	dS/m	04-031-PH	4/09/2020 to 7/09/2020
Chloride	15	mg/kg	04-063-FIA3	7/09/2020 to 8/09/2020
Copper (DTPA)	1.6	mg/kg	04-024-ICP6	7/09/2020 to 8/09/2020
Zinc (DTPA)	0.78	mg/kg	04-024-ICP6	7/09/2020 to 8/09/2020
Manganese (DTPA)	56	mg/kg	04-024-ICP6	7/09/2020 to 8/09/2020
Iron (DTPA)	110	mg/kg	04-024-ICP6	7/09/2020 to 8/09/2020
Boron (Hot CaCl2)	0.88	mg/kg	04-025-ICP7	7/09/2020 to 8/09/2020
Molybdenum (Hot CaCl2) ^	<0.010	mg/kg	04-083-ICP27	8/09/2020 to 9/09/2020
Phosphorus Environmental Risk Index ^	0.77		04-020-ICP17	7/09/2020 to 7/09/2020
Sand (Coarse) ^	21.8	%	04-001-SANSILCLAY	3/09/2020 to 7/09/2020
Sand (Fine) ^	47.8	%	04-001-SANSILCLAY	3/09/2020 to 7/09/2020
Silt ^	13.9	%	04-001-SANSILCLAY	3/09/2020 to 7/09/2020
Clay ^	16.5	%	04-001-SANSILCLAY	3/09/2020 to 7/09/2020
Texture (Calculated) ^			04-001-SANSILCLAY	3/09/2020 to 7/09/2020

Sample condition on receipt: Suitable for testing.

The results pertain only to the sample submitted.

This document shall not be reproduced except in full.

Analyses performed on soil dried at 40°C and ground to 2mm or less.

^ NATA accreditation does not cover the performance of this service.

Accredited for compliance with ISO/IEC 17025 - Testing.

This results of the tests, calibrations and/or measurements included in this document are traceable to Australian/International standards.

Nutrient Advantage Laboratory Services

Nutrient Advantage is a trademark of Incitec Pivot Limited
Incitec Pivot Limited - ABN 42 004 080 264
8 South Rd, Werribee Vic 3030
Toll-free: 1800 803 453 Fax: (61 3) 9974 0699
Enquiries: lab.feedback@incitecpivot.com.au

Disclaimer: This analysis report is prepared solely for the client listed above. To the extent permitted by law, Incitec Pivot Limited excludes all liability in connection with this report and, where liability cannot be excluded, limits its liability, at its election, to the re-supply of the analysis services or the cost of the re-supply of such services.

SOIL ANALYSIS REPORT

Report Number: 635149

Sustainable Soils Management P/L
PO Box 130
WARREN
NSW 2824



Report Authorised
Paul Kennelly
Laboratory Manager
NATA Accredited Laboratory
Number: 11958

Sample Number: 022072195	Paddock Name: MT047515	Date Received: 2-Sep-2020
Test Code: 2017-082		Date of Report: 27-Oct-2020
Purchase Order No: TPG		
Grower Name: SUSTAINABLE SOIL MANAG		

Analyte	Result	Units	Method Code	Analyte Testing Period
2 hour natural aggregate ^	3			4/09/2020 to 4/09/2020
2 hour remoulded aggregate ^	3			4/09/2020 to 4/09/2020
20 hour natural aggregate ^	3			4/09/2020 to 4/09/2020
20 hour remoulded aggregate ^	4			4/09/2020 to 4/09/2020
Available Potassium ^	390	mg/kg	04-026-ICP8	4/09/2020 to 9/09/2020
Calcium % of Cations	55	%	04-026-ICP8	9/09/2020 to 9/09/2020
Emerson Class ^	2			4/09/2020 to 4/09/2020
Grass Tetany Risk Index ^	0.19		04-026-ICP8	4/09/2020 to 9/09/2020
Magnesium % of Cations	23	%	04-026-ICP8	9/09/2020 to 9/09/2020
Organic Matter (W&B * 1.72) ^	1.6	%	04-054-WCALC	9/09/2020 to 9/09/2020
Potassium % of Cations	15	%	04-026-ICP8	9/09/2020 to 9/09/2020
Slaking ^	0			4/09/2020 to 4/09/2020
Soil Colour	Red-brown		04-042-PHYS	8/09/2020 to 8/09/2020
Soil Texture	Clay		04-042-PHYS	8/09/2020 to 8/09/2020
pH (1:5 CaCl2)	4.7		04-031-PH	4/09/2020 to 7/09/2020
Electrical Conductivity (Sat. Ext.) ^	0.2	dS/m	04-054-WCALC	8/09/2020 to 8/09/2020
Organic Carbon (W&B)	0.93	%	04-018-UV1	7/09/2020 to 9/09/2020
Nitrate Nitrogen	5.9	mg/kg	04-063-FIA3	7/09/2020 to 8/09/2020
Ammonium Nitrogen	1.9	mg/kg	04-063-FIA3	7/09/2020 to 8/09/2020
Sulphur (KCl40)	2.9	mg/kg	04-021-ICP2	7/09/2020 to 8/09/2020
Phosphorus (Colwell)	17	mg/kg	04-013-COL_P	3/09/2020 to 7/09/2020
Phosphorus Buffer Index (PBI-Col)	75		04-020-ICP17	7/09/2020 to 7/09/2020
Potassium (Amm-acet.)	1.0	cmol(+)/kg	04-026-ICP8	4/09/2020 to 9/09/2020
Calcium (Amm-acet.)	3.7	cmol(+)/kg	04-026-ICP8	4/09/2020 to 9/09/2020
Magnesium (Amm-acet.)	1.5	cmol(+)/kg	04-026-ICP8	4/09/2020 to 9/09/2020
Sodium (Amm-acet.)	0.23	cmol(+)/kg	04-026-ICP8	4/09/2020 to 9/09/2020
Aluminium (KCl)	22	mg/kg	04-027-ICP9	7/09/2020 to 8/09/2020
Aluminium (KCl)	0.24	cmol(+)/kg	04-027-ICP9	7/09/2020 to 8/09/2020
Cation Exchange Capacity (Amm-acet.)	6.70	cmol(+)/kg	04-026-ICP8	9/09/2020 to 9/09/2020
Sodium % of cations	3.5	%	04-026-ICP8	9/09/2020 to 9/09/2020

Nutrient Advantage Laboratory Services

Nutrient Advantage is a trademark of Incitec Pivot Limited
Incitec Pivot Limited - ABN 42 004 080 264
8 South Rd, Werribee Vic 3030
Toll-free: 1800 803 453 Fax: (61 3) 9974 0699
Enquiries: lab.feedback@incitecpivot.com.au

Disclaimer: This analysis report is prepared solely for the client listed above. To the extent permitted by law, Incitec Pivot Limited excludes all liability in connection with this report and, where liability cannot be excluded, limits its liability, at its election, to the re-supply of the analysis services or the cost of the re-supply of such services.

SOIL ANALYSIS REPORT

Report Number: 635149

Sample Number: 022072195	Paddock Name: MT047515	Date Received: 2-Sep-2020
Test Code: 2017-082		Date of Report: 27-Oct-2020
Purchase Order No: TPG		
Grower Name: SUSTAINABLE SOIL MANAG		

Analyte	Result	Units	Method Code	Analyte Testing Period
Aluminium % of Cations	3.6	%	04-026-ICP8	9/09/2020 to 9/09/2020
Calcium/Magnesium Ratio	2.5		04-026-ICP8	4/09/2020 to 9/09/2020
pH (1:5 Water)	6.1		04-031-PH	4/09/2020 to 7/09/2020
Electrical Conductivity (1:5 water)	0.04	dS/m	04-031-PH	4/09/2020 to 7/09/2020
Chloride	<10	mg/kg	04-063-FIA3	7/09/2020 to 8/09/2020
Copper (DTPA)	1.9	mg/kg	04-024-ICP6	7/09/2020 to 8/09/2020
Zinc (DTPA)	0.12	mg/kg	04-024-ICP6	7/09/2020 to 8/09/2020
Manganese (DTPA)	33	mg/kg	04-024-ICP6	7/09/2020 to 8/09/2020
Iron (DTPA)	49	mg/kg	04-024-ICP6	7/09/2020 to 8/09/2020
Boron (Hot CaCl ₂)	0.72	mg/kg	04-025-ICP7	7/09/2020 to 8/09/2020
Molybdenum (Hot CaCl ₂) ^	<0.010	mg/kg	04-083-ICP27	8/09/2020 to 9/09/2020
Phosphorus Environmental Risk Index ^	0.23		04-020-ICP17	7/09/2020 to 7/09/2020
Sand (Coarse) ^	17.1	%	04-001-SANSILCLAY	3/09/2020 to 7/09/2020
Sand (Fine) ^	46.0	%	04-001-SANSILCLAY	3/09/2020 to 7/09/2020
Silt ^	16.0	%	04-001-SANSILCLAY	3/09/2020 to 7/09/2020
Clay ^	20.9	%	04-001-SANSILCLAY	3/09/2020 to 7/09/2020
Texture (Calculated) ^			04-001-SANSILCLAY	3/09/2020 to 7/09/2020

Sample condition on receipt: Suitable for testing.

The results pertain only to the sample submitted.

This document shall not be reproduced except in full.

Analyses performed on soil dried at 40°C and ground to 2mm or less.

^ NATA accreditation does not cover the performance of this service.

Accredited for compliance with ISO/IEC 17025 - Testing.

This results of the tests, calibrations and/or measurements included in this document are traceable to Australian/International standards.

Nutrient Advantage Laboratory Services

Nutrient Advantage is a trademark of Incitec Pivot Limited
Incitec Pivot Limited - ABN 42 004 080 264
8 South Rd, Werribee Vic 3030
Toll-free: 1800 803 453 Fax: (61 3) 9974 0699
Enquiries: lab.feedback@incitecpivot.com.au

Disclaimer: This analysis report is prepared solely for the client listed above. To the extent permitted by law, Incitec Pivot Limited excludes all liability in connection with this report and, where liability cannot be excluded, limits its liability, at its election, to the re-supply of the analysis services or the cost of the re-supply of such services.

SOIL ANALYSIS REPORT

Report Number: 635150

Sustainable Soils Management P/L
PO Box 130
WARREN
NSW 2824



Report Authorised
Paul Kennelly
Laboratory Manager
NATA Accredited Laboratory
Number: 11958

Sample Number: 022072194	Paddock Name: MT0471530	Date Received: 2-Sep-2020
Test Code: 2017-064		Date of Report: 27-Oct-2020
Purchase Order No: TPG		
Grower Name: SUSTAINABLE SOIL MANAG		

Analyte	Result	Units	Method Code	Analyte Testing Period
2 hour natural aggregate ^	4			4/09/2020 to 4/09/2020
2 hour remoulded aggregate ^	4			4/09/2020 to 4/09/2020
20 hour natural aggregate ^	4			4/09/2020 to 4/09/2020
20 hour remoulded aggregate ^	4			4/09/2020 to 4/09/2020
Available Potassium ^	270	mg/kg	04-026-ICP8	4/09/2020 to 9/09/2020
Calcium % of Cations	44	%	04-026-ICP8	9/09/2020 to 9/09/2020
Emerson Class ^	8			4/09/2020 to 4/09/2020
Grass Tetany Risk Index ^	0.064		04-026-ICP8	4/09/2020 to 9/09/2020
Magnesium % of Cations	39	%	04-026-ICP8	9/09/2020 to 9/09/2020
Potassium % of Cations	5.3	%	04-026-ICP8	9/09/2020 to 9/09/2020
Slaking ^	1			4/09/2020 to 4/09/2020
pH (1:5 CaCl2)	6.2		04-031-PH	4/09/2020 to 7/09/2020
Nitrate Nitrogen	5.2	mg/kg	04-063-FIA3	7/09/2020 to 8/09/2020
Ammonium Nitrogen	1.3	mg/kg	04-063-FIA3	7/09/2020 to 8/09/2020
Potassium (Amm-acet.)	0.68	cmol(+)/kg	04-026-ICP8	4/09/2020 to 9/09/2020
Calcium (Amm-acet.)	5.6	cmol(+)/kg	04-026-ICP8	4/09/2020 to 9/09/2020
Magnesium (Amm-acet.)	5.1	cmol(+)/kg	04-026-ICP8	4/09/2020 to 9/09/2020
Sodium (Amm-acet.)	1.3	cmol(+)/kg	04-026-ICP8	4/09/2020 to 9/09/2020
Aluminium (KCl)	13	mg/kg	04-027-ICP9	7/09/2020 to 8/09/2020
Aluminium (KCl)	0.15	cmol(+)/kg	04-027-ICP9	7/09/2020 to 8/09/2020
Cation Exchange Capacity (Amm-acet.)	12.8	cmol(+)/kg	04-026-ICP8	9/09/2020 to 9/09/2020
Sodium % of cations	10	%	04-026-ICP8	9/09/2020 to 9/09/2020
Aluminium % of Cations	1.2	%	04-026-ICP8	9/09/2020 to 9/09/2020
Calcium/Magnesium Ratio	1.1		04-026-ICP8	4/09/2020 to 9/09/2020
pH (1:5 Water)	7.7		04-031-PH	4/09/2020 to 7/09/2020
Electrical Conductivity (1:5 water)	0.07	dS/m	04-031-PH	4/09/2020 to 7/09/2020
Chloride	<10	mg/kg	04-063-FIA3	7/09/2020 to 8/09/2020
Sand (Coarse) ^	17.3	%	04-001-SANSILCLAY	3/09/2020 to 7/09/2020
Sand (Fine) ^	43.4	%	04-001-SANSILCLAY	3/09/2020 to 7/09/2020
Silt ^	9.8	%	04-001-SANSILCLAY	3/09/2020 to 7/09/2020

Nutrient Advantage Laboratory Services

Nutrient Advantage is a trademark of Incitec Pivot Limited
Incitec Pivot Limited - ABN 42 004 080 264
8 South Rd, Werribee Vic 3030
Toll-free: 1800 803 453 Fax: (61 3) 9974 0699
Enquiries: lab.feedback@incitecpivot.com.au

Disclaimer: This analysis report is prepared solely for the client listed above. To the extent permitted by law, Incitec Pivot Limited excludes all liability in connection with this report and, where liability cannot be excluded, limits its liability, at its election, to the re-supply of the analysis services or the cost of the re-supply of such services.

SOIL ANALYSIS REPORT

Report Number: 635150

Sample Number: 022072194	Paddock Name: MT0471530	Date Received: 2-Sep-2020
Test Code: 2017-064		Date of Report: 27-Oct-2020
Purchase Order No: TPG		
Grower Name: SUSTAINABLE SOIL MANAG		

Analyte	Result	Units	Method Code	Analyte Testing Period
Clay ^	29.5	%	04-001-SANSILCLAY	3/09/2020 to 7/09/2020
Texture (Calculated) ^			04-001-SANSILCLAY	3/09/2020 to 7/09/2020

Sample condition on receipt: Suitable for testing.

The results pertain only to the sample submitted.

This document shall not be reproduced except in full.

Analyses performed on soil dried at 40°C and ground to 2mm or less.

^ NATA accreditation does not cover the performance of this service.

Accredited for compliance with ISO/IEC 17025 - Testing.

This results of the tests, calibrations and/or measurements included in this document are traceable to Australian/International standards.

Nutrient Advantage Laboratory Services

Nutrient Advantage is a trademark of Incitec Pivot Limited
Incitec Pivot Limited - ABN 42 004 080 264
8 South Rd, Werribee Vic 3030
Toll-free: 1800 803 453 Fax: (61 3) 9974 0699
Enquiries: lab.feedback@incitecpivot.com.au

Disclaimer: This analysis report is prepared solely for the client listed above. To the extent permitted by law, Incitec Pivot Limited excludes all liability in connection with this report and, where liability cannot be excluded, limits its liability, at its election, to the re-supply of the analysis services or the cost of the re-supply of such services.

SOIL ANALYSIS REPORT

Report Number: 635151

Sustainable Soils Management P/L
PO Box 130
WARREN
NSW 2824



Report Authorised
Paul Kennelly
Laboratory Manager
NATA Accredited Laboratory
Number: 11958

Sample Number: 022072193	Paddock Name: MT0473060	Date Received: 2-Sep-2020
Test Code: 2017-064		Date of Report: 27-Oct-2020
Purchase Order No: TPG		
Grower Name: SUSTAINABLE SOIL MANAG		

Analyte	Result	Units	Method Code	Analyte Testing Period
2 hour natural aggregate ^	2			4/09/2020 to 4/09/2020
2 hour remoulded aggregate ^	4			4/09/2020 to 4/09/2020
20 hour natural aggregate ^	3			4/09/2020 to 4/09/2020
20 hour remoulded aggregate ^	4			4/09/2020 to 4/09/2020
Available Potassium ^	340	mg/kg	04-026-ICP8	7/09/2020 to 8/09/2020
Calcium % of Cations	29	%	04-026-ICP8	8/09/2020 to 8/09/2020
Emerson Class ^	2			4/09/2020 to 4/09/2020
Grass Tetany Risk Index ^	0.061		04-026-ICP8	7/09/2020 to 8/09/2020
Magnesium % of Cations	47	%	04-026-ICP8	8/09/2020 to 8/09/2020
Potassium % of Cations	4.6	%	04-026-ICP8	8/09/2020 to 8/09/2020
Slaking ^	0			4/09/2020 to 4/09/2020
pH (1:5 CaCl ₂)	7.5		04-031-PH	4/09/2020 to 7/09/2020
Nitrate Nitrogen	4.2	mg/kg	04-063-FIA3	7/09/2020 to 8/09/2020
Ammonium Nitrogen	1.4	mg/kg	04-063-FIA3	7/09/2020 to 8/09/2020
Potassium (Amm-acet.)	0.88	cmol(+)/kg	04-026-ICP8	7/09/2020 to 8/09/2020
Calcium (Amm-acet.)	5.5	cmol(+)/kg	04-026-ICP8	7/09/2020 to 8/09/2020
Magnesium (Amm-acet.)	9.0	cmol(+)/kg	04-026-ICP8	7/09/2020 to 8/09/2020
Sodium (Amm-acet.)	3.4	cmol(+)/kg	04-026-ICP8	7/09/2020 to 8/09/2020
Aluminium (KCl)	16	mg/kg	04-027-ICP9	7/09/2020 to 8/09/2020
Aluminium (KCl)	0.17	cmol(+)/kg	04-027-ICP9	7/09/2020 to 8/09/2020
Cation Exchange Capacity (Amm-acet.)	19.0	cmol(+)/kg	04-026-ICP8	8/09/2020 to 8/09/2020
Sodium % of cations	18	%	04-026-ICP8	8/09/2020 to 8/09/2020
Aluminium % of Cations	0.91	%	04-026-ICP8	8/09/2020 to 8/09/2020
Calcium/Magnesium Ratio	0.61		04-026-ICP8	7/09/2020 to 8/09/2020
pH (1:5 Water)	8.8		04-031-PH	4/09/2020 to 7/09/2020
Electrical Conductivity (1:5 water)	0.12	dS/m	04-031-PH	4/09/2020 to 7/09/2020
Chloride	<10	mg/kg	04-063-FIA3	7/09/2020 to 8/09/2020
Sand (Coarse) ^	11.0	%	04-001-SANSILCLAY	3/09/2020 to 7/09/2020
Sand (Fine) ^	32.3	%	04-001-SANSILCLAY	3/09/2020 to 7/09/2020
Silt ^	8.8	%	04-001-SANSILCLAY	3/09/2020 to 7/09/2020

Nutrient Advantage Laboratory Services

Nutrient Advantage is a trademark of Incitec Pivot Limited
Incitec Pivot Limited - ABN 42 004 080 264
8 South Rd, Werribee Vic 3030
Toll-free: 1800 803 453 Fax: (61 3) 9974 0699
Enquiries: lab.feedback@incitecpivot.com.au

Disclaimer: This analysis report is prepared solely for the client listed above. To the extent permitted by law, Incitec Pivot Limited excludes all liability in connection with this report and, where liability cannot be excluded, limits its liability, at its election, to the re-supply of the analysis services or the cost of the re-supply of such services.

SOIL ANALYSIS REPORT

Report Number: 635151

Sample Number: 022072193	Paddock Name: MT0473060	Date Received: 2-Sep-2020
Test Code: 2017-064		Date of Report: 27-Oct-2020
Purchase Order No: TPG		
Grower Name: SUSTAINABLE SOIL MANAG		

Analyte	Result	Units	Method Code	Analyte Testing Period
Clay ^	47.9	%	04-001-SANSILCLAY	3/09/2020 to 7/09/2020
Texture (Calculated) ^			04-001-SANSILCLAY	3/09/2020 to 7/09/2020

Sample condition on receipt: Suitable for testing.

The results pertain only to the sample submitted.

This document shall not be reproduced except in full.

Analyses performed on soil dried at 40°C and ground to 2mm or less.

^ NATA accreditation does not cover the performance of this service.

Accredited for compliance with ISO/IEC 17025 - Testing.

This results of the tests, calibrations and/or measurements included in this document are traceable to Australian/International standards.

Nutrient Advantage Laboratory Services

Nutrient Advantage is a trademark of Incitec Pivot Limited
Incitec Pivot Limited - ABN 42 004 080 264
8 South Rd, Werribee Vic 3030
Toll-free: 1800 803 453 Fax: (61 3) 9974 0699
Enquiries: lab.feedback@incitecpivot.com.au

Disclaimer: This analysis report is prepared solely for the client listed above. To the extent permitted by law, Incitec Pivot Limited excludes all liability in connection with this report and, where liability cannot be excluded, limits its liability, at its election, to the re-supply of the analysis services or the cost of the re-supply of such services.

SOIL ANALYSIS REPORT

Report Number: 635152

Sustainable Soils Management P/L
PO Box 130
WARREN
NSW 2824



Report Authorised
Paul Kennelly
Laboratory Manager
NATA Accredited Laboratory
Number: 11958

Sample Number:	022072192	Paddock Name:	MT04760100	Date Received:	2-Sep-2020
Test Code:	2017-064			Date of Report:	27-Oct-2020
Purchase Order No:	TPG				
Grower Name:	SUSTAINABLE SOIL MANAG				

Analyte	Result	Units	Method Code	Analyte Testing Period
2 hour natural aggregate ^	1			4/09/2020 to 4/09/2020
2 hour remoulded aggregate ^	4			4/09/2020 to 4/09/2020
20 hour natural aggregate ^	1			4/09/2020 to 4/09/2020
20 hour remoulded aggregate ^	4			4/09/2020 to 4/09/2020
Available Potassium ^	410	mg/kg	04-026-ICP8	7/09/2020 to 8/09/2020
Calcium % of Cations	27	%	04-026-ICP8	8/09/2020 to 8/09/2020
Emerson Class ^	2			4/09/2020 to 4/09/2020
Grass Tetany Risk Index ^	0.064		04-026-ICP8	7/09/2020 to 8/09/2020
Magnesium % of Cations	48	%	04-026-ICP8	8/09/2020 to 8/09/2020
Potassium % of Cations	4.6	%	04-026-ICP8	8/09/2020 to 8/09/2020
Slaking ^	0			4/09/2020 to 4/09/2020
pH (1:5 CaCl ₂)	8.0		04-031-PH	4/09/2020 to 7/09/2020
Nitrate Nitrogen	3.3	mg/kg	04-063-FIA3	7/09/2020 to 8/09/2020
Ammonium Nitrogen	1.3	mg/kg	04-063-FIA3	7/09/2020 to 8/09/2020
Potassium (Amm-acet.)	1.1	cmol(+)/kg	04-026-ICP8	7/09/2020 to 8/09/2020
Calcium (Amm-acet.)	6.1	cmol(+)/kg	04-026-ICP8	7/09/2020 to 8/09/2020
Magnesium (Amm-acet.)	11	cmol(+)/kg	04-026-ICP8	7/09/2020 to 8/09/2020
Sodium (Amm-acet.)	4.7	cmol(+)/kg	04-026-ICP8	7/09/2020 to 8/09/2020
Aluminium (KCl)	12	mg/kg	04-027-ICP9	7/09/2020 to 8/09/2020
Aluminium (KCl)	0.13	cmol(+)/kg	04-027-ICP9	7/09/2020 to 8/09/2020
Cation Exchange Capacity (Amm-acet.)	22.8	cmol(+)/kg	04-026-ICP8	8/09/2020 to 8/09/2020
Sodium % of cations	21	%	04-026-ICP8	8/09/2020 to 8/09/2020
Aluminium % of Cations	0.59	%	04-026-ICP8	8/09/2020 to 8/09/2020
Calcium/Magnesium Ratio	0.55		04-026-ICP8	7/09/2020 to 8/09/2020
pH (1:5 Water)	9.2		04-031-PH	4/09/2020 to 7/09/2020
Electrical Conductivity (1:5 water)	0.19	dS/m	04-031-PH	4/09/2020 to 7/09/2020
Chloride	<10	mg/kg	04-063-FIA3	7/09/2020 to 8/09/2020
Sand (Coarse) ^	7.9	%	04-001-SANSILCLAY	3/09/2020 to 7/09/2020
Sand (Fine) ^	32.9	%	04-001-SANSILCLAY	3/09/2020 to 7/09/2020
Silt ^	15.1	%	04-001-SANSILCLAY	3/09/2020 to 7/09/2020

Nutrient Advantage Laboratory Services

Nutrient Advantage is a trademark of Incitec Pivot Limited
Incitec Pivot Limited - ABN 42 004 080 264
8 South Rd, Werribee Vic 3030
Toll-free: 1800 803 453 Fax: (61 3) 9974 0699
Enquiries: lab.feedback@incitecpivot.com.au

Disclaimer: This analysis report is prepared solely for the client listed above. To the extent permitted by law, Incitec Pivot Limited excludes all liability in connection with this report and, where liability cannot be excluded, limits its liability, at its election, to the re-supply of the analysis services or the cost of the re-supply of such services.

SOIL ANALYSIS REPORT

Report Number: 635152

Sample Number: 022072192	Paddock Name: MT04760100	Date Received: 2-Sep-2020
Test Code: 2017-064		Date of Report: 27-Oct-2020
Purchase Order No: TPG		
Grower Name: SUSTAINABLE SOIL MANAG		

Analyte	Result	Units	Method Code	Analyte Testing Period
Clay ^	44.1	%	04-001-SANSILCLAY	3/09/2020 to 7/09/2020
Texture (Calculated) ^			04-001-SANSILCLAY	3/09/2020 to 7/09/2020

Sample condition on receipt: Suitable for testing.

The results pertain only to the sample submitted.

This document shall not be reproduced except in full.

Analyses performed on soil dried at 40°C and ground to 2mm or less.

^ NATA accreditation does not cover the performance of this service.

Accredited for compliance with ISO/IEC 17025 - Testing.

This results of the tests, calibrations and/or measurements included in this document are traceable to Australian/International standards.

Nutrient Advantage Laboratory Services

Nutrient Advantage is a trademark of Incitec Pivot Limited
Incitec Pivot Limited - ABN 42 004 080 264
8 South Rd, Werribee Vic 3030
Toll-free: 1800 803 453 Fax: (61 3) 9974 0699
Enquiries: lab.feedback@incitecpivot.com.au

Disclaimer: This analysis report is prepared solely for the client listed above. To the extent permitted by law, Incitec Pivot Limited excludes all liability in connection with this report and, where liability cannot be excluded, limits its liability, at its election, to the re-supply of the analysis services or the cost of the re-supply of such services.

SOIL ANALYSIS REPORT

Report Number: 635153

Sustainable Soils Management P/L
PO Box 130
WARREN
NSW 2824



Report Authorised
Paul Kennelly
Laboratory Manager
NATA Accredited Laboratory
Number: 11958

Sample Number: 022072191	Paddock Name: MT04805	Date Received: 2-Sep-2020
Test Code: 2017-083		Date of Report: 27-Oct-2020
Purchase Order No: TPG		
Grower Name: SUSTAINABLE SOIL MANAG		

Analyte	Result	Units	Method Code	Analyte Testing Period
2 hour natural aggregate ^	2			4/09/2020 to 4/09/2020
2 hour remoulded aggregate ^	4			4/09/2020 to 4/09/2020
20 hour natural aggregate ^	2			4/09/2020 to 4/09/2020
20 hour remoulded aggregate ^	4			4/09/2020 to 4/09/2020
Available Potassium ^	580	mg/kg	04-026-ICP8	7/09/2020 to 8/09/2020
Calcium % of Cations	47	%	04-026-ICP8	8/09/2020 to 8/09/2020
Emerson Class ^	2			4/09/2020 to 4/09/2020
Grass Tetany Risk Index ^	0.17		04-026-ICP8	7/09/2020 to 8/09/2020
Magnesium % of Cations	37	%	04-026-ICP8	8/09/2020 to 8/09/2020
Organic Matter (W&B * 1.72) ^	2.1	%	04-054-WCALC	9/09/2020 to 9/09/2020
Potassium % of Cations	14	%	04-026-ICP8	8/09/2020 to 8/09/2020
Slaking ^	0			4/09/2020 to 4/09/2020
Soil Colour	Brown		04-042-PHYS	8/09/2020 to 8/09/2020
Soil Texture	Clay		04-042-PHYS	8/09/2020 to 8/09/2020
pH (1:5 CaCl2)	5.6		04-031-PH	4/09/2020 to 7/09/2020
Electrical Conductivity (Sat. Ext.) ^	0.4	dS/m	04-054-WCALC	8/09/2020 to 8/09/2020
Organic Carbon (W&B)	1.20	%	04-018-UV1	7/09/2020 to 9/09/2020
Nitrate Nitrogen	6.1	mg/kg	04-063-FIA3	7/09/2020 to 8/09/2020
Ammonium Nitrogen	1.8	mg/kg	04-063-FIA3	7/09/2020 to 8/09/2020
Sulphur (KCl40)	2.9	mg/kg	04-021-ICP2	7/09/2020 to 8/09/2020
Phosphorus (Colwell)	40	mg/kg	04-013-COL_P	3/09/2020 to 7/09/2020
Phosphorus Buffer Index (PBI-Col)	46		04-020-ICP17	7/09/2020 to 7/09/2020
Potassium (Amm-acet.)	1.5	cmol(+)/kg	04-026-ICP8	7/09/2020 to 8/09/2020
Calcium (Amm-acet.)	5.0	cmol(+)/kg	04-026-ICP8	7/09/2020 to 8/09/2020
Magnesium (Amm-acet.)	4.0	cmol(+)/kg	04-026-ICP8	7/09/2020 to 8/09/2020
Sodium (Amm-acet.)	0.12	cmol(+)/kg	04-026-ICP8	7/09/2020 to 8/09/2020
Aluminium (KCl)	12	mg/kg	04-027-ICP9	7/09/2020 to 8/09/2020
Aluminium (KCl)	0.14	cmol(+)/kg	04-027-ICP9	7/09/2020 to 8/09/2020
Cation Exchange Capacity (Amm-acet.)	10.7	cmol(+)/kg	04-026-ICP8	8/09/2020 to 8/09/2020
Sodium % of cations	1.1	%	04-026-ICP8	8/09/2020 to 8/09/2020

Nutrient Advantage Laboratory Services

Nutrient Advantage is a trademark of Incitec Pivot Limited
Incitec Pivot Limited - ABN 42 004 080 264
8 South Rd, Werribee Vic 3030
Toll-free: 1800 803 453 Fax: (61 3) 9974 0699
Enquiries: lab.feedback@incitecpivot.com.au

Disclaimer: This analysis report is prepared solely for the client listed above. To the extent permitted by law, Incitec Pivot Limited excludes all liability in connection with this report and, where liability cannot be excluded, limits its liability, at its election, to the re-supply of the analysis services or the cost of the re-supply of such services.

SOIL ANALYSIS REPORT

Report Number: 635153

Sample Number: 022072191	Paddock Name: MT04805	Date Received: 2-Sep-2020
Test Code: 2017-083		Date of Report: 27-Oct-2020
Purchase Order No: TPG		
Grower Name: SUSTAINABLE SOIL MANAG		

Analyte	Result	Units	Method Code	Analyte Testing Period
Aluminium % of Cations	1.3	%	04-026-ICP8	8/09/2020 to 8/09/2020
Calcium/Magnesium Ratio	1.3		04-026-ICP8	7/09/2020 to 8/09/2020
pH (1:5 Water)	6.5		04-031-PH	4/09/2020 to 7/09/2020
Electrical Conductivity (1:5 water)	0.06	dS/m	04-031-PH	4/09/2020 to 7/09/2020
Chloride	11	mg/kg	04-063-FIA3	7/09/2020 to 8/09/2020
Copper (DTPA)	1.8	mg/kg	04-024-ICP6	7/09/2020 to 8/09/2020
Zinc (DTPA)	0.44	mg/kg	04-024-ICP6	7/09/2020 to 8/09/2020
Manganese (DTPA)	25	mg/kg	04-024-ICP6	7/09/2020 to 8/09/2020
Iron (DTPA)	44	mg/kg	04-024-ICP6	7/09/2020 to 8/09/2020
Boron (Hot CaCl ₂)	1.0	mg/kg	04-025-ICP7	7/09/2020 to 8/09/2020
Molybdenum (Hot CaCl ₂) ^	<0.010	mg/kg	04-083-ICP27	8/09/2020 to 9/09/2020
Phosphorus Environmental Risk Index ^	0.87		04-020-ICP17	7/09/2020 to 7/09/2020

Sample condition on receipt: Suitable for testing.

The results pertain only to the sample submitted.

This document shall not be reproduced except in full.

Analyses performed on soil dried at 40°C and ground to 2mm or less.

^ NATA accreditation does not cover the performance of this service.

Accredited for compliance with ISO/IEC 17025 - Testing.

This results of the tests, calibrations and/or measurements included in this document are traceable to Australian/International standards.

Nutrient Advantage Laboratory Services

Nutrient Advantage is a trademark of Incitec Pivot Limited
Incitec Pivot Limited - ABN 42 004 080 264
8 South Rd, Werribee Vic 3030
Toll-free: 1800 803 453 Fax: (61 3) 9974 0699
Enquiries: lab.feedback@incitecpivot.com.au

Disclaimer: This analysis report is prepared solely for the client listed above. To the extent permitted by law, Incitec Pivot Limited excludes all liability in connection with this report and, where liability cannot be excluded, limits its liability, at its election, to the re-supply of the analysis services or the cost of the re-supply of such services.

SOIL ANALYSIS REPORT

Report Number: 635154

Sustainable Soils Management P/L
PO Box 130
WARREN
NSW 2824



Report Authorised
Paul Kennelly
Laboratory Manager
NATA Accredited Laboratory
Number: 11958

Sample Number: 022072190	Paddock Name: MT048515	Date Received: 2-Sep-2020
Test Code: 2017-083		Date of Report: 27-Oct-2020
Purchase Order No: TPG		
Grower Name: SUSTAINABLE SOIL MANAG		

Analyte	Result	Units	Method Code	Analyte Testing Period
2 hour natural aggregate ^	3			4/09/2020 to 4/09/2020
2 hour remoulded aggregate ^	1			4/09/2020 to 4/09/2020
20 hour natural aggregate ^	3			4/09/2020 to 4/09/2020
20 hour remoulded aggregate ^	2			4/09/2020 to 4/09/2020
Available Potassium ^	500	mg/kg	04-026-ICP8	7/09/2020 to 8/09/2020
Calcium % of Cations	52	%	04-026-ICP8	8/09/2020 to 8/09/2020
Emerson Class ^	2			4/09/2020 to 4/09/2020
Grass Tetany Risk Index ^	0.088		04-026-ICP8	7/09/2020 to 8/09/2020
Magnesium % of Cations	38	%	04-026-ICP8	8/09/2020 to 8/09/2020
Organic Matter (W&B * 1.72) ^	1.6	%	04-054-WCALC	9/09/2020 to 9/09/2020
Potassium % of Cations	7.8	%	04-026-ICP8	8/09/2020 to 8/09/2020
Slaking ^	0			4/09/2020 to 4/09/2020
Soil Colour	Brown		04-042-PHYS	8/09/2020 to 8/09/2020
Soil Texture	Clay		04-042-PHYS	8/09/2020 to 8/09/2020
pH (1:5 CaCl2)	6.9		04-031-PH	4/09/2020 to 7/09/2020
Electrical Conductivity (Sat. Ext.) ^	0.5	dS/m	04-054-WCALC	8/09/2020 to 8/09/2020
Organic Carbon (W&B)	0.91	%	04-018-UV1	7/09/2020 to 9/09/2020
Nitrate Nitrogen	4.8	mg/kg	04-063-FIA3	7/09/2020 to 8/09/2020
Ammonium Nitrogen	2.0	mg/kg	04-063-FIA3	7/09/2020 to 8/09/2020
Sulphur (KCl40)	2.6	mg/kg	04-021-ICP2	7/09/2020 to 8/09/2020
Phosphorus (Colwell)	14	mg/kg	04-013-COL_P	3/09/2020 to 7/09/2020
Phosphorus Buffer Index (PBI-Col)	68		04-020-ICP17	7/09/2020 to 7/09/2020
Potassium (Amm-acet.)	1.3	cmol(+)/kg	04-026-ICP8	7/09/2020 to 8/09/2020
Calcium (Amm-acet.)	8.5	cmol(+)/kg	04-026-ICP8	7/09/2020 to 8/09/2020
Magnesium (Amm-acet.)	6.2	cmol(+)/kg	04-026-ICP8	7/09/2020 to 8/09/2020
Sodium (Amm-acet.)	0.28	cmol(+)/kg	04-026-ICP8	7/09/2020 to 8/09/2020
Aluminium (KCl)	11	mg/kg	04-027-ICP9	7/09/2020 to 8/09/2020
Aluminium (KCl)	0.13	cmol(+)/kg	04-027-ICP9	7/09/2020 to 8/09/2020
Cation Exchange Capacity (Amm-acet.)	16.4	cmol(+)/kg	04-026-ICP8	8/09/2020 to 8/09/2020
Sodium % of cations	1.7	%	04-026-ICP8	8/09/2020 to 8/09/2020

Nutrient Advantage Laboratory Services

Nutrient Advantage is a trademark of Incitec Pivot Limited
Incitec Pivot Limited - ABN 42 004 080 264
8 South Rd, Werribee Vic 3030
Toll-free: 1800 803 453 Fax: (61 3) 9974 0699
Enquiries: lab.feedback@incitecpivot.com.au

Disclaimer: This analysis report is prepared solely for the client listed above. To the extent permitted by law, Incitec Pivot Limited excludes all liability in connection with this report and, where liability cannot be excluded, limits its liability, at its election, to the re-supply of the analysis services or the cost of the re-supply of such services.

SOIL ANALYSIS REPORT

Report Number: 635154

Sample Number: 022072190	Paddock Name: MT048515	Date Received: 2-Sep-2020
Test Code: 2017-083		Date of Report: 27-Oct-2020
Purchase Order No: TPG		
Grower Name: SUSTAINABLE SOIL MANAG		

Analyte	Result	Units	Method Code	Analyte Testing Period
Aluminium % of Cations	0.77	%	04-026-ICP8	8/09/2020 to 8/09/2020
Calcium/Magnesium Ratio	1.4		04-026-ICP8	7/09/2020 to 8/09/2020
pH (1:5 Water)	7.8		04-031-PH	4/09/2020 to 7/09/2020
Electrical Conductivity (1:5 water)	0.08	dS/m	04-031-PH	4/09/2020 to 7/09/2020
Chloride	<10	mg/kg	04-063-FIA3	7/09/2020 to 8/09/2020
Copper (DTPA)	1.7	mg/kg	04-024-ICP6	7/09/2020 to 8/09/2020
Zinc (DTPA)	0.13	mg/kg	04-024-ICP6	7/09/2020 to 8/09/2020
Manganese (DTPA)	12	mg/kg	04-024-ICP6	7/09/2020 to 8/09/2020
Iron (DTPA)	23	mg/kg	04-024-ICP6	7/09/2020 to 8/09/2020
Boron (Hot CaCl ₂)	1.4	mg/kg	04-025-ICP7	7/09/2020 to 8/09/2020
Molybdenum (Hot CaCl ₂) ^	<0.010	mg/kg	04-083-ICP27	8/09/2020 to 9/09/2020
Phosphorus Environmental Risk Index ^	0.21		04-020-ICP17	7/09/2020 to 7/09/2020

Sample condition on receipt: Suitable for testing.

The results pertain only to the sample submitted.

This document shall not be reproduced except in full.

Analyses performed on soil dried at 40°C and ground to 2mm or less.

^ NATA accreditation does not cover the performance of this service.

Accredited for compliance with ISO/IEC 17025 - Testing.

This results of the tests, calibrations and/or measurements included in this document are traceable to Australian/International standards.

Nutrient Advantage Laboratory Services

Nutrient Advantage is a trademark of Incitec Pivot Limited
Incitec Pivot Limited - ABN 42 004 080 264
8 South Rd, Werribee Vic 3030
Toll-free: 1800 803 453 Fax: (61 3) 9974 0699
Enquiries: lab.feedback@incitecpivot.com.au

Disclaimer: This analysis report is prepared solely for the client listed above. To the extent permitted by law, Incitec Pivot Limited excludes all liability in connection with this report and, where liability cannot be excluded, limits its liability, at its election, to the re-supply of the analysis services or the cost of the re-supply of such services.

SOIL ANALYSIS REPORT

Report Number: 635155

Sustainable Soils Management P/L
PO Box 130
WARREN
NSW 2824



Report Authorised
Paul Kennelly
Laboratory Manager
NATA Accredited Laboratory
Number: 11958

Sample Number: 022072189	Paddock Name: MT0481530	Date Received: 2-Sep-2020
Test Code: 2017-065		Date of Report: 27-Oct-2020
Purchase Order No: TPG		
Grower Name: SUSTAINABLE SOIL MANAG		

Analyte	Result	Units	Method Code	Analyte Testing Period
2 hour natural aggregate ^	1			4/09/2020 to 4/09/2020
2 hour remoulded aggregate ^	0			4/09/2020 to 4/09/2020
20 hour natural aggregate ^	1			4/09/2020 to 4/09/2020
20 hour remoulded aggregate ^	0			4/09/2020 to 4/09/2020
Available Potassium ^	270	mg/kg	04-026-ICP8	7/09/2020 to 8/09/2020
Calcium % of Cations	59	%	04-026-ICP8	8/09/2020 to 8/09/2020
Emerson Class ^	2			4/09/2020 to 4/09/2020
Grass Tetany Risk Index ^	0.024		04-026-ICP8	7/09/2020 to 8/09/2020
Magnesium % of Cations	35	%	04-026-ICP8	8/09/2020 to 8/09/2020
Potassium % of Cations	2.3	%	04-026-ICP8	8/09/2020 to 8/09/2020
Slaking ^	0			4/09/2020 to 4/09/2020
pH (1:5 CaCl ₂)	8.2		04-031-PH	4/09/2020 to 7/09/2020
Nitrate Nitrogen	4.9	mg/kg	04-063-FIA3	7/09/2020 to 8/09/2020
Ammonium Nitrogen	2.3	mg/kg	04-063-FIA3	7/09/2020 to 8/09/2020
Potassium (Amm-acet.)	0.70	cmol(+)/kg	04-026-ICP8	7/09/2020 to 8/09/2020
Calcium (Amm-acet.)	18	cmol(+)/kg	04-026-ICP8	7/09/2020 to 8/09/2020
Magnesium (Amm-acet.)	11	cmol(+)/kg	04-026-ICP8	7/09/2020 to 8/09/2020
Sodium (Amm-acet.)	1.0	cmol(+)/kg	04-026-ICP8	7/09/2020 to 8/09/2020
Aluminium (KCl)	9.6	mg/kg	04-027-ICP9	7/09/2020 to 8/09/2020
Aluminium (KCl)	0.11	cmol(+)/kg	04-027-ICP9	7/09/2020 to 8/09/2020
Cation Exchange Capacity (Amm-acet.)	31.0	cmol(+)/kg	04-026-ICP8	8/09/2020 to 8/09/2020
Sodium % of cations	3.2	%	04-026-ICP8	8/09/2020 to 8/09/2020
Aluminium % of Cations	0.35	%	04-026-ICP8	8/09/2020 to 8/09/2020
Calcium/Magnesium Ratio	1.6		04-026-ICP8	7/09/2020 to 8/09/2020
pH (1:5 Water)	9.0		04-031-PH	4/09/2020 to 7/09/2020
Electrical Conductivity (1:5 water)	0.19	dS/m	04-031-PH	4/09/2020 to 7/09/2020
Chloride	<10	mg/kg	04-063-FIA3	7/09/2020 to 8/09/2020

Nutrient Advantage Laboratory Services

Nutrient Advantage is a trademark of Incitec Pivot Limited
Incitec Pivot Limited - ABN 42 004 080 264
8 South Rd, Werribee Vic 3030
Toll-free: 1800 803 453 Fax: (61 3) 9974 0699
Enquiries: lab.feedback@incitecpivot.com.au

Disclaimer: This analysis report is prepared solely for the client listed above. To the extent permitted by law, Incitec Pivot Limited excludes all liability in connection with this report and, where liability cannot be excluded, limits its liability, at its election, to the re-supply of the analysis services or the cost of the re-supply of such services.

SOIL ANALYSIS REPORT

Report Number: 635155

Sample condition on receipt: Suitable for testing.

The results pertain only to the sample submitted.

This document shall not be reproduced except in full.

Analyses performed on soil dried at 40°C and ground to 2mm or less.

^ NATA accreditation does not cover the performance of this service.

Accredited for compliance with ISO/IEC 17025 - Testing.

This results of the tests, calibrations and/or measurements included in this document are traceable to Australian/International standards.

Nutrient Advantage Laboratory Services

Nutrient Advantage is a trademark of Incitec Pivot Limited

Incitec Pivot Limited - ABN 42 004 080 264

8 South Rd, Werribee Vic 3030

Toll-free: 1800 803 453 Fax: (61 3) 9974 0699

Enquiries: lab.feedback@incitecpivot.com.au

Disclaimer: This analysis report is prepared solely for the client listed above. To the extent permitted by law, Incitec Pivot Limited excludes all liability in connection with this report and, where liability cannot be excluded, limits its liability, at its election, to the re-supply of the analysis services or the cost of the re-supply of such services.

SOIL ANALYSIS REPORT

Report Number: 635156

Sustainable Soils Management P/L
PO Box 130
WARREN
NSW 2824



Report Authorised
Paul Kennelly
Laboratory Manager
NATA Accredited Laboratory
Number: 11958

Sample Number: 022072188	Paddock Name: MT0483060	Date Received: 2-Sep-2020
Test Code: 2017-065		Date of Report: 27-Oct-2020
Purchase Order No: TPG		
Grower Name: SUSTAINABLE SOIL MANAG		

Analyte	Result	Units	Method Code	Analyte Testing Period
2 hour natural aggregate ^	1			4/09/2020 to 4/09/2020
2 hour remoulded aggregate ^	4			4/09/2020 to 4/09/2020
20 hour natural aggregate ^	1			4/09/2020 to 4/09/2020
20 hour remoulded aggregate ^	4			4/09/2020 to 4/09/2020
Available Potassium ^	190	mg/kg	04-026-ICP8	7/09/2020 to 8/09/2020
Calcium % of Cations	44	%	04-026-ICP8	8/09/2020 to 8/09/2020
Emerson Class ^	2			4/09/2020 to 4/09/2020
Grass Tetany Risk Index ^	0.016		04-026-ICP8	7/09/2020 to 8/09/2020
Magnesium % of Cations	43	%	04-026-ICP8	8/09/2020 to 8/09/2020
Potassium % of Cations	1.4	%	04-026-ICP8	8/09/2020 to 8/09/2020
Slaking ^	0			4/09/2020 to 4/09/2020
pH (1:5 CaCl ₂)	8.6		04-031-PH	4/09/2020 to 7/09/2020
Nitrate Nitrogen	2.6	mg/kg	04-063-FIA3	7/09/2020 to 8/09/2020
Ammonium Nitrogen	2.2	mg/kg	04-063-FIA3	7/09/2020 to 8/09/2020
Potassium (Amm-acet.)	0.50	cmol(+)/kg	04-026-ICP8	7/09/2020 to 8/09/2020
Calcium (Amm-acet.)	16	cmol(+)/kg	04-026-ICP8	7/09/2020 to 8/09/2020
Magnesium (Amm-acet.)	15	cmol(+)/kg	04-026-ICP8	7/09/2020 to 8/09/2020
Sodium (Amm-acet.)	3.9	cmol(+)/kg	04-026-ICP8	7/09/2020 to 8/09/2020
Aluminium (KCl)	10	mg/kg	04-027-ICP9	7/09/2020 to 8/09/2020
Aluminium (KCl)	0.12	cmol(+)/kg	04-027-ICP9	7/09/2020 to 8/09/2020
Cation Exchange Capacity (Amm-acet.)	35.8	cmol(+)/kg	04-026-ICP8	8/09/2020 to 8/09/2020
Sodium % of cations	11	%	04-026-ICP8	8/09/2020 to 8/09/2020
Aluminium % of Cations	0.33	%	04-026-ICP8	8/09/2020 to 8/09/2020
Calcium/Magnesium Ratio	1.1		04-026-ICP8	7/09/2020 to 8/09/2020
pH (1:5 Water)	9.5		04-031-PH	4/09/2020 to 7/09/2020
Electrical Conductivity (1:5 water)	0.36	dS/m	04-031-PH	4/09/2020 to 7/09/2020
Chloride	62	mg/kg	04-063-FIA3	7/09/2020 to 8/09/2020

Nutrient Advantage Laboratory Services

Nutrient Advantage is a trademark of Incitec Pivot Limited
Incitec Pivot Limited - ABN 42 004 080 264
8 South Rd, Werribee Vic 3030
Toll-free: 1800 803 453 Fax: (61 3) 9974 0699
Enquiries: lab.feedback@incitecpivot.com.au

Disclaimer: This analysis report is prepared solely for the client listed above. To the extent permitted by law, Incitec Pivot Limited excludes all liability in connection with this report and, where liability cannot be excluded, limits its liability, at its election, to the re-supply of the analysis services or the cost of the re-supply of such services.

Report Number: 635156

Sample condition on receipt: Suitable for testing.

The results pertain only to the sample submitted.

This document shall not be reproduced except in full.

Analyses performed on soil dried at 40°C and ground to 2mm or less.

^ NATA accreditation does not cover the performance of this service.

Accredited for compliance with ISO/IEC 17025 - Testing.

This results of the tests, calibrations and/or measurements included in this document are traceable to Australian/International standards.

Nutrient Advantage Laboratory Services

Nutrient Advantage is a trademark of Incitec Pivot Limited

Incitec Pivot Limited - ABN 42 004 080 264

8 South Rd, Werribee Vic 3030

Toll-free: 1800 803 453 Fax: (61 3) 9974 0699

Enquiries: lab.feedback@incitecpivot.com.au

Disclaimer: This analysis report is prepared solely for the client listed above. To the extent permitted by law, Incitec Pivot Limited excludes all liability in connection with this report and, where liability cannot be excluded, limits its liability, at its election, to the re-supply of the analysis services or the cost of the re-supply of such services.

SOIL ANALYSIS REPORT

Report Number: 635157

Sustainable Soils Management P/L
PO Box 130
WARREN
NSW 2824



Report Authorised
Paul Kennelly
Laboratory Manager
NATA Accredited Laboratory
Number: 11958

Sample Number: 022072187	Paddock Name: MT04860100	Date Received: 2-Sep-2020
Test Code: 2017-065		Date of Report: 27-Oct-2020
Purchase Order No: TPG		
Grower Name: SUSTAINABLE SOIL MANAG		

Analyte	Result	Units	Method Code	Analyte Testing Period
2 hour natural aggregate ^	3			4/09/2020 to 4/09/2020
2 hour remoulded aggregate ^	3			4/09/2020 to 4/09/2020
20 hour natural aggregate ^	3			4/09/2020 to 4/09/2020
20 hour remoulded aggregate ^	3			4/09/2020 to 4/09/2020
Available Potassium ^	200	mg/kg	04-026-ICP8	7/09/2020 to 8/09/2020
Calcium % of Cations	39	%	04-026-ICP8	8/09/2020 to 8/09/2020
Emerson Class ^	2			4/09/2020 to 4/09/2020
Grass Tetany Risk Index ^	0.017		04-026-ICP8	7/09/2020 to 8/09/2020
Magnesium % of Cations	41	%	04-026-ICP8	8/09/2020 to 8/09/2020
Potassium % of Cations	1.3	%	04-026-ICP8	8/09/2020 to 8/09/2020
Slaking ^	0			4/09/2020 to 4/09/2020
pH (1:5 CaCl2)	8.7		04-031-PH	4/09/2020 to 7/09/2020
Nitrate Nitrogen	3.1	mg/kg	04-063-FIA3	7/09/2020 to 8/09/2020
Ammonium Nitrogen	1.8	mg/kg	04-063-FIA3	7/09/2020 to 8/09/2020
Potassium (Amm-acet.)	0.52	cmol(+)/kg	04-026-ICP8	7/09/2020 to 8/09/2020
Calcium (Amm-acet.)	15	cmol(+)/kg	04-026-ICP8	7/09/2020 to 8/09/2020
Magnesium (Amm-acet.)	16	cmol(+)/kg	04-026-ICP8	7/09/2020 to 8/09/2020
Sodium (Amm-acet.)	7.2	cmol(+)/kg	04-026-ICP8	7/09/2020 to 8/09/2020
Aluminium (KCl)	9.3	mg/kg	04-027-ICP9	7/09/2020 to 8/09/2020
Aluminium (KCl)	0.10	cmol(+)/kg	04-027-ICP9	7/09/2020 to 8/09/2020
Cation Exchange Capacity (Amm-acet.)	38.6	cmol(+)/kg	04-026-ICP8	8/09/2020 to 8/09/2020
Sodium % of cations	19	%	04-026-ICP8	8/09/2020 to 8/09/2020
Aluminium % of Cations	0.27	%	04-026-ICP8	8/09/2020 to 8/09/2020
Calcium/Magnesium Ratio	0.94		04-026-ICP8	7/09/2020 to 8/09/2020
pH (1:5 Water)	9.5		04-031-PH	4/09/2020 to 7/09/2020
Electrical Conductivity (1:5 water)	0.66	dS/m	04-031-PH	4/09/2020 to 7/09/2020
Chloride	300	mg/kg	04-063-FIA3	7/09/2020 to 8/09/2020

Nutrient Advantage Laboratory Services

Nutrient Advantage is a trademark of Incitec Pivot Limited
Incitec Pivot Limited - ABN 42 004 080 264
8 South Rd, Werribee Vic 3030
Toll-free: 1800 803 453 Fax: (61 3) 9974 0699
Enquiries: lab.feedback@incitecpivot.com.au

Disclaimer: This analysis report is prepared solely for the client listed above. To the extent permitted by law, Incitec Pivot Limited excludes all liability in connection with this report and, where liability cannot be excluded, limits its liability, at its election, to the re-supply of the analysis services or the cost of the re-supply of such services.

Report Number: 635157

Sample condition on receipt: Suitable for testing.

The results pertain only to the sample submitted.

This document shall not be reproduced except in full.

Analyses performed on soil dried at 40°C and ground to 2mm or less.

^ NATA accreditation does not cover the performance of this service.

Accredited for compliance with ISO/IEC 17025 - Testing.

This results of the tests, calibrations and/or measurements included in this document are traceable to Australian/International standards.

Nutrient Advantage Laboratory Services

Nutrient Advantage is a trademark of Incitec Pivot Limited

Incitec Pivot Limited - ABN 42 004 080 264

8 South Rd, Werribee Vic 3030

Toll-free: 1800 803 453 Fax: (61 3) 9974 0699

Enquiries: lab.feedback@incitecpivot.com.au

Disclaimer: This analysis report is prepared solely for the client listed above. To the extent permitted by law, Incitec Pivot Limited excludes all liability in connection with this report and, where liability cannot be excluded, limits its liability, at its election, to the re-supply of the analysis services or the cost of the re-supply of such services.

SOIL ANALYSIS REPORT

Report Number: 635158

Sustainable Soils Management P/L
PO Box 130
WARREN
NSW 2824



Report Authorised
Paul Kennelly
Laboratory Manager
NATA Accredited Laboratory
Number: 11958

Sample Number: 022072185	Paddock Name: MT04905	Date Received: 2-Sep-2020
Test Code: CT171		Date of Report: 27-Oct-2020
Purchase Order No: TPG		
Grower Name: SUSTAINABLE SOIL MANAG		

Analyte	Result	Units	Method Code	Analyte Testing Period
2 hour natural aggregate ^	3			4/09/2020 to 4/09/2020
2 hour remoulded aggregate ^	4			4/09/2020 to 4/09/2020
20 hour natural aggregate ^	3			4/09/2020 to 4/09/2020
20 hour remoulded aggregate ^	4			4/09/2020 to 4/09/2020
Available Potassium ^	310	mg/kg	04-026-ICP8	7/09/2020 to 8/09/2020
Calcium % of Cations	40	%	04-026-ICP8	8/09/2020 to 8/09/2020
Emerson Class ^	8			4/09/2020 to 4/09/2020
Grass Tetany Risk Index ^	0.084		04-026-ICP8	7/09/2020 to 8/09/2020
Magnesium % of Cations	46	%	04-026-ICP8	8/09/2020 to 8/09/2020
Potassium % of Cations	7.2	%	04-026-ICP8	8/09/2020 to 8/09/2020
Slaking ^	1			4/09/2020 to 4/09/2020
Soil Colour	Brown		04-042-PHYS	8/09/2020 to 8/09/2020
Soil Texture	Clay		04-042-PHYS	8/09/2020 to 8/09/2020
pH (1:5 CaCl2)	6.1		04-031-PH	4/09/2020 to 7/09/2020
Electrical Conductivity (Sat. Ext.) ^	0.6	dS/m	04-054-WCALC	8/09/2020 to 8/09/2020
Active (labile) Carbon ^	370	mg/kg	04-065-ACTIVE_C	8/09/2020 to 9/09/2020
Nitrate Nitrogen	4.0	mg/kg	04-063-FIA3	7/09/2020 to 8/09/2020
Ammonium Nitrogen	2.7	mg/kg	04-063-FIA3	7/09/2020 to 8/09/2020
Total Carbon (combustion)	1.2	%	04-086-TC	8/09/2020 to 8/09/2020
Sulphur (KCl40)	8.4	mg/kg	04-021-ICP2	7/09/2020 to 8/09/2020
Phosphorus (Colwell)	6.4	mg/kg	04-013-COL_P	3/09/2020 to 7/09/2020
Phosphorus Buffer Index (PBI-Col)	63		04-020-ICP17	7/09/2020 to 7/09/2020
Potassium (Amm-acet.)	0.80	cmol(+)/kg	04-026-ICP8	7/09/2020 to 8/09/2020
Calcium (Amm-acet.)	4.4	cmol(+)/kg	04-026-ICP8	7/09/2020 to 8/09/2020
Magnesium (Amm-acet.)	5.1	cmol(+)/kg	04-026-ICP8	7/09/2020 to 8/09/2020
Sodium (Amm-acet.)	0.78	cmol(+)/kg	04-026-ICP8	7/09/2020 to 8/09/2020
Aluminium (KCl)	<9.0	mg/kg	04-027-ICP9	7/09/2020 to 8/09/2020
Aluminium (KCl)	<0.10	cmol(+)/kg	04-027-ICP9	7/09/2020 to 8/09/2020
Cation Exchange Capacity (Amm-acet.)	11.1	cmol(+)/kg	04-026-ICP8	8/09/2020 to 8/09/2020
Sodium % of cations	7.0	%	04-026-ICP8	8/09/2020 to 8/09/2020

Nutrient Advantage Laboratory Services

Nutrient Advantage is a trademark of Incitec Pivot Limited
Incitec Pivot Limited - ABN 42 004 080 264
8 South Rd, Werribee Vic 3030
Toll-free: 1800 803 453 Fax: (61 3) 9974 0699
Enquiries: lab.feedback@incitecpivot.com.au

Disclaimer: This analysis report is prepared solely for the client listed above. To the extent permitted by law, Incitec Pivot Limited excludes all liability in connection with this report and, where liability cannot be excluded, limits its liability, at its election, to the re-supply of the analysis services or the cost of the re-supply of such services.

SOIL ANALYSIS REPORT

Report Number: 635158

Sample Number: 022072185	Paddock Name: MT04905	Date Received: 2-Sep-2020
Test Code: CT171		Date of Report: 27-Oct-2020
Purchase Order No: TPG		
Grower Name: SUSTAINABLE SOIL MANAG		

Analyte	Result	Units	Method Code	Analyte Testing Period
Aluminium % of Cations	<1	%	04-026-ICP8	8/09/2020 to 8/09/2020
Calcium/Magnesium Ratio	0.86		04-026-ICP8	7/09/2020 to 8/09/2020
pH (1:5 Water)	7.1		04-031-PH	4/09/2020 to 7/09/2020
Electrical Conductivity (1:5 water)	0.10	dS/m	04-031-PH	4/09/2020 to 7/09/2020
Chloride	26	mg/kg	04-063-FIA3	7/09/2020 to 8/09/2020
Copper (DTPA)	1.5	mg/kg	04-024-ICP6	7/09/2020 to 8/09/2020
Zinc (DTPA)	0.18	mg/kg	04-024-ICP6	7/09/2020 to 8/09/2020
Manganese (DTPA)	35	mg/kg	04-024-ICP6	7/09/2020 to 8/09/2020
Iron (DTPA)	48	mg/kg	04-024-ICP6	7/09/2020 to 8/09/2020
Boron (Hot CaCl2)	0.97	mg/kg	04-025-ICP7	7/09/2020 to 8/09/2020
Phosphorus Environmental Risk Index ^	0.10		04-020-ICP17	7/09/2020 to 7/09/2020

Sample condition on receipt: Suitable for testing.

The results pertain only to the sample submitted.

This document shall not be reproduced except in full.

Analyses performed on soil dried at 40°C and ground to 2mm or less.

^ NATA accreditation does not cover the performance of this service.

Accredited for compliance with ISO/IEC 17025 - Testing.

This results of the tests, calibrations and/or measurements included in this document are traceable to Australian/International standards.

Nutrient Advantage Laboratory Services

Nutrient Advantage is a trademark of Incitec Pivot Limited
Incitec Pivot Limited - ABN 42 004 080 264
8 South Rd, Werribee Vic 3030
Toll-free: 1800 803 453 Fax: (61 3) 9974 0699
Enquiries: lab.feedback@incitecpivot.com.au

Disclaimer: This analysis report is prepared solely for the client listed above. To the extent permitted by law, Incitec Pivot Limited excludes all liability in connection with this report and, where liability cannot be excluded, limits its liability, at its election, to the re-supply of the analysis services or the cost of the re-supply of such services.

SOIL ANALYSIS REPORT

Report Number: 635159

Sustainable Soils Management P/L
PO Box 130
WARREN
NSW 2824



Report Authorised
Paul Kennelly
Laboratory Manager
NATA Accredited Laboratory
Number: 11958

Sample Number: 022072184	Paddock Name: MT049515	Date Received: 2-Sep-2020
Test Code: CT171		Date of Report: 27-Oct-2020
Purchase Order No: TPG		
Grower Name: SUSTAINABLE SOIL MANAG		

Analyte	Result	Units	Method Code	Analyte Testing Period
2 hour natural aggregate ^	4			4/09/2020 to 4/09/2020
2 hour remoulded aggregate ^	4			4/09/2020 to 4/09/2020
20 hour natural aggregate ^	4			4/09/2020 to 4/09/2020
20 hour remoulded aggregate ^	4			4/09/2020 to 4/09/2020
Available Potassium ^	330	mg/kg	04-026-ICP8	7/09/2020 to 8/09/2020
Calcium % of Cations	35	%	04-026-ICP8	8/09/2020 to 8/09/2020
Emerson Class ^	8			4/09/2020 to 4/09/2020
Grass Tetany Risk Index ^	0.045		04-026-ICP8	7/09/2020 to 8/09/2020
Magnesium % of Cations	48	%	04-026-ICP8	8/09/2020 to 8/09/2020
Potassium % of Cations	3.7	%	04-026-ICP8	8/09/2020 to 8/09/2020
Slaking ^	1			4/09/2020 to 4/09/2020
Soil Colour	Brown		04-042-PHYS	8/09/2020 to 8/09/2020
Soil Texture	Clay		04-042-PHYS	8/09/2020 to 8/09/2020
pH (1:5 CaCl2)	7.2		04-031-PH	4/09/2020 to 7/09/2020
Electrical Conductivity (Sat. Ext.) ^	1.0	dS/m	04-054-WCALC	8/09/2020 to 8/09/2020
Active (labile) Carbon ^	216	mg/kg	04-065-ACTIVE_C	8/09/2020 to 9/09/2020
Nitrate Nitrogen	2.3	mg/kg	04-063-FIA3	7/09/2020 to 9/09/2020
Ammonium Nitrogen	2.1	mg/kg	04-063-FIA3	7/09/2020 to 9/09/2020
Total Carbon (combustion)	0.94	%	04-086-TC	8/09/2020 to 8/09/2020
Sulphur (KCl40)	3.7	mg/kg	04-021-ICP2	7/09/2020 to 8/09/2020
Phosphorus (Colwell)	<5.0	mg/kg	04-013-COL_P	3/09/2020 to 7/09/2020
Phosphorus Buffer Index (PBI-Col)	86		04-020-ICP17	7/09/2020 to 7/09/2020
Potassium (Amm-acet.)	0.85	cmol(+)/kg	04-026-ICP8	7/09/2020 to 8/09/2020
Calcium (Amm-acet.)	8.1	cmol(+)/kg	04-026-ICP8	7/09/2020 to 8/09/2020
Magnesium (Amm-acet.)	11	cmol(+)/kg	04-026-ICP8	7/09/2020 to 8/09/2020
Sodium (Amm-acet.)	3.0	cmol(+)/kg	04-026-ICP8	7/09/2020 to 8/09/2020
Aluminium (KCl)	10	mg/kg	04-027-ICP9	7/09/2020 to 8/09/2020
Aluminium (KCl)	0.11	cmol(+)/kg	04-027-ICP9	7/09/2020 to 8/09/2020
Cation Exchange Capacity (Amm-acet.)	23.3	cmol(+)/kg	04-026-ICP8	8/09/2020 to 8/09/2020
Sodium % of cations	13	%	04-026-ICP8	8/09/2020 to 8/09/2020

Nutrient Advantage Laboratory Services

Nutrient Advantage is a trademark of Incitec Pivot Limited
Incitec Pivot Limited - ABN 42 004 080 264
8 South Rd, Werribee Vic 3030
Toll-free: 1800 803 453 Fax: (61 3) 9974 0699
Enquiries: lab.feedback@incitecpivot.com.au

Disclaimer: This analysis report is prepared solely for the client listed above. To the extent permitted by law, Incitec Pivot Limited excludes all liability in connection with this report and, where liability cannot be excluded, limits its liability, at its election, to the re-supply of the analysis services or the cost of the re-supply of such services.

SOIL ANALYSIS REPORT

Report Number: 635159

Sample Number: 022072184	Paddock Name: MT049515	Date Received: 2-Sep-2020
Test Code: CT171		Date of Report: 27-Oct-2020
Purchase Order No: TPG		
Grower Name: SUSTAINABLE SOIL MANAG		

Analyte	Result	Units	Method Code	Analyte Testing Period
Aluminium % of Cations	0.48	%	04-026-ICP8	8/09/2020 to 8/09/2020
Calcium/Magnesium Ratio	0.74		04-026-ICP8	7/09/2020 to 8/09/2020
pH (1:5 Water)	8.5		04-031-PH	4/09/2020 to 7/09/2020
Electrical Conductivity (1:5 water)	0.16	dS/m	04-031-PH	4/09/2020 to 7/09/2020
Chloride	68	mg/kg	04-063-FIA3	7/09/2020 to 9/09/2020
Copper (DTPA)	1.5	mg/kg	04-024-ICP6	7/09/2020 to 8/09/2020
Zinc (DTPA)	0.070	mg/kg	04-024-ICP6	7/09/2020 to 8/09/2020
Manganese (DTPA)	17	mg/kg	04-024-ICP6	7/09/2020 to 8/09/2020
Iron (DTPA)	25	mg/kg	04-024-ICP6	7/09/2020 to 8/09/2020
Boron (Hot CaCl ₂)	2.2	mg/kg	04-025-ICP7	7/09/2020 to 8/09/2020
Phosphorus Environmental Risk Index ^	0.06		04-020-ICP17	7/09/2020 to 7/09/2020

Sample condition on receipt: Suitable for testing.

The results pertain only to the sample submitted.

This document shall not be reproduced except in full.

Analyses performed on soil dried at 40°C and ground to 2mm or less.

^ NATA accreditation does not cover the performance of this service.

Accredited for compliance with ISO/IEC 17025 - Testing.

This results of the tests, calibrations and/or measurements included in this document are traceable to Australian/International standards.

Nutrient Advantage Laboratory Services

Nutrient Advantage is a trademark of Incitec Pivot Limited
Incitec Pivot Limited - ABN 42 004 080 264
8 South Rd, Werribee Vic 3030
Toll-free: 1800 803 453 Fax: (61 3) 9974 0699
Enquiries: lab.feedback@incitecpivot.com.au

Disclaimer: This analysis report is prepared solely for the client listed above. To the extent permitted by law, Incitec Pivot Limited excludes all liability in connection with this report and, where liability cannot be excluded, limits its liability, at its election, to the re-supply of the analysis services or the cost of the re-supply of such services.

SOIL ANALYSIS REPORT

Report Number: 635160

Sustainable Soils Management P/L
 PO Box 130
 WARREN
 NSW 2824



Report Authorised
 Paul Kennelly
 Laboratory Manager
 NATA Accredited Laboratory
 Number: 11958

Sample Number: 022072183	Paddock Name: MT0491530	Date Received: 2-Sep-2020
Test Code: CT173		Date of Report: 27-Oct-2020
Purchase Order No: TPG		
Grower Name: SUSTAINABLE SOIL MANAG		

Analyte	Result	Units	Method Code	Analyte Testing Period
2 hour natural aggregate ^	2			4/09/2020 to 4/09/2020
2 hour remoulded aggregate ^	4			4/09/2020 to 4/09/2020
20 hour natural aggregate ^	2			4/09/2020 to 4/09/2020
20 hour remoulded aggregate ^	4			4/09/2020 to 4/09/2020
Available Potassium ^	230	mg/kg	04-026-ICP8	7/09/2020 to 8/09/2020
Calcium % of Cations	40	%	04-026-ICP8	8/09/2020 to 8/09/2020
Emerson Class ^	2			4/09/2020 to 4/09/2020
Grass Tetany Risk Index ^	0.021		04-026-ICP8	7/09/2020 to 8/09/2020
Magnesium % of Cations	40	%	04-026-ICP8	8/09/2020 to 8/09/2020
Potassium % of Cations	1.7	%	04-026-ICP8	8/09/2020 to 8/09/2020
Slaking ^	0			4/09/2020 to 4/09/2020
pH (1:5 CaCl2)	8.5		04-031-PH	4/09/2020 to 7/09/2020
Active (labile) Carbon ^	91.4	mg/kg	04-065-ACTIVE_C	8/09/2020 to 9/09/2020
Nitrate Nitrogen	1.9	mg/kg	04-063-FIA3	7/09/2020 to 9/09/2020
Ammonium Nitrogen	1.1	mg/kg	04-063-FIA3	7/09/2020 to 9/09/2020
Total Carbon (combustion)	0.77	%	04-086-TC	8/09/2020 to 8/09/2020
Potassium (Amm-acet.)	0.60	cmol(+)/kg	04-026-ICP8	7/09/2020 to 8/09/2020
Calcium (Amm-acet.)	14	cmol(+)/kg	04-026-ICP8	7/09/2020 to 8/09/2020
Magnesium (Amm-acet.)	14	cmol(+)/kg	04-026-ICP8	7/09/2020 to 8/09/2020
Sodium (Amm-acet.)	6.4	cmol(+)/kg	04-026-ICP8	7/09/2020 to 8/09/2020
Aluminium (KCl)	11	mg/kg	04-027-ICP9	7/09/2020 to 8/09/2020
Aluminium (KCl)	0.12	cmol(+)/kg	04-027-ICP9	7/09/2020 to 8/09/2020
Cation Exchange Capacity (Amm-acet.)	35.0	cmol(+)/kg	04-026-ICP8	8/09/2020 to 8/09/2020
Sodium % of cations	18	%	04-026-ICP8	8/09/2020 to 8/09/2020
Aluminium % of Cations	0.35	%	04-026-ICP8	8/09/2020 to 8/09/2020
Calcium/Magnesium Ratio	1.0		04-026-ICP8	7/09/2020 to 8/09/2020
pH (1:5 Water)	9.2		04-031-PH	4/09/2020 to 7/09/2020
Electrical Conductivity (1:5 water)	0.68	dS/m	04-031-PH	4/09/2020 to 7/09/2020
Chloride	410	mg/kg	04-063-FIA3	7/09/2020 to 9/09/2020

Nutrient Advantage Laboratory Services

Nutrient Advantage is a trademark of Incitec Pivot Limited
 Incitec Pivot Limited - ABN 42 004 080 264
 8 South Rd, Werribee Vic 3030
 Toll-free: 1800 803 453 Fax: (61 3) 9974 0699
 Enquiries: lab.feedback@incitecpivot.com.au

Disclaimer: This analysis report is prepared solely for the client listed above. To the extent permitted by law, Incitec Pivot Limited excludes all liability in connection with this report and, where liability cannot be excluded, limits its liability, at its election, to the re-supply of the analysis services or the cost of the re-supply of such services.

Report Number: 635160

Sample condition on receipt: Suitable for testing.

The results pertain only to the sample submitted.

This document shall not be reproduced except in full.

Analyses performed on soil dried at 40°C and ground to 2mm or less.

^ NATA accreditation does not cover the performance of this service.

Accredited for compliance with ISO/IEC 17025 - Testing.

This results of the tests, calibrations and/or measurements included in this document are traceable to Australian/International standards.

Nutrient Advantage Laboratory Services

Nutrient Advantage is a trademark of Incitec Pivot Limited

Incitec Pivot Limited - ABN 42 004 080 264

8 South Rd, Werribee Vic 3030

Toll-free: 1800 803 453 Fax: (61 3) 9974 0699

Enquiries: lab.feedback@incitecpivot.com.au

Disclaimer: This analysis report is prepared solely for the client listed above. To the extent permitted by law, Incitec Pivot Limited excludes all liability in connection with this report and, where liability cannot be excluded, limits its liability, at its election, to the re-supply of the analysis services or the cost of the re-supply of such services.

SOIL ANALYSIS REPORT

Report Number: 635161

Sustainable Soils Management P/L
PO Box 130
WARREN
NSW 2824



Report Authorised
Paul Kennelly
Laboratory Manager
NATA Accredited Laboratory
Number: 11958

Sample Number: 022072182	Paddock Name: MT0493060	Date Received: 2-Sep-2020
Test Code: 2017-065		Date of Report: 27-Oct-2020
Purchase Order No: TPG		
Grower Name: SUSTAINABLE SOIL MANAG		

Analyte	Result	Units	Method Code	Analyte Testing Period
2 hour natural aggregate ^	1			4/09/2020 to 4/09/2020
2 hour remoulded aggregate ^	1			4/09/2020 to 4/09/2020
20 hour natural aggregate ^	1			4/09/2020 to 4/09/2020
20 hour remoulded aggregate ^	1			4/09/2020 to 4/09/2020
Available Potassium ^	210	mg/kg	04-026-ICP8	7/09/2020 to 8/09/2020
Calcium % of Cations	24	%	04-026-ICP8	8/09/2020 to 8/09/2020
Emerson Class ^	2			4/09/2020 to 4/09/2020
Grass Tetany Risk Index ^	0.025		04-026-ICP8	7/09/2020 to 8/09/2020
Magnesium % of Cations	43	%	04-026-ICP8	8/09/2020 to 8/09/2020
Potassium % of Cations	1.7	%	04-026-ICP8	8/09/2020 to 8/09/2020
Slaking ^	0			4/09/2020 to 4/09/2020
pH (1:5 CaCl ₂)	8.4		04-031-PH	4/09/2020 to 7/09/2020
Nitrate Nitrogen	3.1	mg/kg	04-063-FIA3	7/09/2020 to 9/09/2020
Ammonium Nitrogen	1.5	mg/kg	04-063-FIA3	7/09/2020 to 9/09/2020
Potassium (Amm-acet.)	0.54	cmol(+)/kg	04-026-ICP8	7/09/2020 to 8/09/2020
Calcium (Amm-acet.)	8.0	cmol(+)/kg	04-026-ICP8	7/09/2020 to 8/09/2020
Magnesium (Amm-acet.)	14	cmol(+)/kg	04-026-ICP8	7/09/2020 to 8/09/2020
Sodium (Amm-acet.)	9.9	cmol(+)/kg	04-026-ICP8	7/09/2020 to 8/09/2020
Aluminium (KCl)	12	mg/kg	04-027-ICP9	7/09/2020 to 8/09/2020
Aluminium (KCl)	0.14	cmol(+)/kg	04-027-ICP9	7/09/2020 to 8/09/2020
Cation Exchange Capacity (Amm-acet.)	32.7	cmol(+)/kg	04-026-ICP8	8/09/2020 to 8/09/2020
Sodium % of cations	30	%	04-026-ICP8	8/09/2020 to 8/09/2020
Aluminium % of Cations	0.42	%	04-026-ICP8	8/09/2020 to 8/09/2020
Calcium/Magnesium Ratio	0.57		04-026-ICP8	7/09/2020 to 8/09/2020
pH (1:5 Water)	8.9		04-031-PH	4/09/2020 to 7/09/2020
Electrical Conductivity (1:5 water)	1.53	dS/m	04-031-PH	4/09/2020 to 7/09/2020
Chloride	900	mg/kg	04-063-FIA3	7/09/2020 to 9/09/2020

Nutrient Advantage Laboratory Services

Nutrient Advantage is a trademark of Incitec Pivot Limited
Incitec Pivot Limited - ABN 42 004 080 264
8 South Rd, Werribee Vic 3030
Toll-free: 1800 803 453 Fax: (61 3) 9974 0699
Enquiries: lab.feedback@incitecpivot.com.au

Disclaimer: This analysis report is prepared solely for the client listed above. To the extent permitted by law, Incitec Pivot Limited excludes all liability in connection with this report and, where liability cannot be excluded, limits its liability, at its election, to the re-supply of the analysis services or the cost of the re-supply of such services.

Report Number: 635161

Sample condition on receipt: Suitable for testing.

The results pertain only to the sample submitted.

This document shall not be reproduced except in full.

Analyses performed on soil dried at 40°C and ground to 2mm or less.

^ NATA accreditation does not cover the performance of this service.

Accredited for compliance with ISO/IEC 17025 - Testing.

This results of the tests, calibrations and/or measurements included in this document are traceable to Australian/International standards.

Nutrient Advantage Laboratory Services

Nutrient Advantage is a trademark of Incitec Pivot Limited

Incitec Pivot Limited - ABN 42 004 080 264

8 South Rd, Werribee Vic 3030

Toll-free: 1800 803 453 Fax: (61 3) 9974 0699

Enquiries: lab.feedback@incitecpivot.com.au

Disclaimer: This analysis report is prepared solely for the client listed above. To the extent permitted by law, Incitec Pivot Limited excludes all liability in connection with this report and, where liability cannot be excluded, limits its liability, at its election, to the re-supply of the analysis services or the cost of the re-supply of such services.

SOIL ANALYSIS REPORT

Report Number: 635162

Sustainable Soils Management P/L
PO Box 130
WARREN
NSW 2824



Report Authorised
Paul Kennelly
Laboratory Manager
NATA Accredited Laboratory
Number: 11958

Sample Number: 022072186	Paddock Name: MT04960100	Date Received: 2-Sep-2020
Test Code: 2017-065		Date of Report: 27-Oct-2020
Purchase Order No: TPG		
Grower Name: SUSTAINABLE SOIL MANAG		

Analyte	Result	Units	Method Code	Analyte Testing Period
2 hour natural aggregate ^	0			4/09/2020 to 4/09/2020
2 hour remoulded aggregate ^	1			4/09/2020 to 4/09/2020
20 hour natural aggregate ^	1			4/09/2020 to 4/09/2020
20 hour remoulded aggregate ^	1			4/09/2020 to 4/09/2020
Available Potassium ^	220	mg/kg	04-026-ICP8	7/09/2020 to 8/09/2020
Calcium % of Cations	13	%	04-026-ICP8	8/09/2020 to 8/09/2020
Emerson Class ^	3			4/09/2020 to 4/09/2020
Grass Tetany Risk Index ^	0.031		04-026-ICP8	7/09/2020 to 8/09/2020
Magnesium % of Cations	45	%	04-026-ICP8	8/09/2020 to 8/09/2020
Potassium % of Cations	1.7	%	04-026-ICP8	8/09/2020 to 8/09/2020
Slaking ^	0			4/09/2020 to 4/09/2020
pH (1:5 CaCl ₂)	7.7		04-031-PH	4/09/2020 to 7/09/2020
Nitrate Nitrogen	5.5	mg/kg	04-063-FIA3	7/09/2020 to 9/09/2020
Ammonium Nitrogen	1.7	mg/kg	04-063-FIA3	7/09/2020 to 9/09/2020
Potassium (Amm-acet.)	0.56	cmol(+)/kg	04-026-ICP8	7/09/2020 to 8/09/2020
Calcium (Amm-acet.)	4.3	cmol(+)/kg	04-026-ICP8	7/09/2020 to 8/09/2020
Magnesium (Amm-acet.)	14	cmol(+)/kg	04-026-ICP8	7/09/2020 to 8/09/2020
Sodium (Amm-acet.)	13	cmol(+)/kg	04-026-ICP8	7/09/2020 to 8/09/2020
Aluminium (KCl)	12	mg/kg	04-027-ICP9	7/09/2020 to 8/09/2020
Aluminium (KCl)	0.14	cmol(+)/kg	04-027-ICP9	7/09/2020 to 8/09/2020
Cation Exchange Capacity (Amm-acet.)	32.4	cmol(+)/kg	04-026-ICP8	8/09/2020 to 8/09/2020
Sodium % of cations	40	%	04-026-ICP8	8/09/2020 to 8/09/2020
Aluminium % of Cations	0.42	%	04-026-ICP8	8/09/2020 to 8/09/2020
Calcium/Magnesium Ratio	0.31		04-026-ICP8	7/09/2020 to 8/09/2020
pH (1:5 Water)	8.1		04-031-PH	4/09/2020 to 7/09/2020
Electrical Conductivity (1:5 water)	2.01	dS/m	04-031-PH	4/09/2020 to 7/09/2020
Chloride	1200	mg/kg	04-063-FIA3	7/09/2020 to 9/09/2020

Nutrient Advantage Laboratory Services

Nutrient Advantage is a trademark of Incitec Pivot Limited
Incitec Pivot Limited - ABN 42 004 080 264
8 South Rd, Werribee Vic 3030
Toll-free: 1800 803 453 Fax: (61 3) 9974 0699
Enquiries: lab.feedback@incitecpivot.com.au

Disclaimer: This analysis report is prepared solely for the client listed above. To the extent permitted by law, Incitec Pivot Limited excludes all liability in connection with this report and, where liability cannot be excluded, limits its liability, at its election, to the re-supply of the analysis services or the cost of the re-supply of such services.

Report Number: 635162

Sample condition on receipt: Suitable for testing.

The results pertain only to the sample submitted.

This document shall not be reproduced except in full.

Analyses performed on soil dried at 40°C and ground to 2mm or less.

^ NATA accreditation does not cover the performance of this service.

Accredited for compliance with ISO/IEC 17025 - Testing.

This results of the tests, calibrations and/or measurements included in this document are traceable to Australian/International standards.

Nutrient Advantage Laboratory Services

Nutrient Advantage is a trademark of Incitec Pivot Limited

Incitec Pivot Limited - ABN 42 004 080 264

8 South Rd, Werribee Vic 3030

Toll-free: 1800 803 453 Fax: (61 3) 9974 0699

Enquiries: lab.feedback@incitecpivot.com.au

Disclaimer: This analysis report is prepared solely for the client listed above. To the extent permitted by law, Incitec Pivot Limited excludes all liability in connection with this report and, where liability cannot be excluded, limits its liability, at its election, to the re-supply of the analysis services or the cost of the re-supply of such services.

SOIL ANALYSIS REPORT

Report Number: 635163

Sustainable Soils Management P/L
PO Box 130
WARREN
NSW 2824



Report Authorised
Paul Kennelly
Laboratory Manager
NATA Accredited Laboratory
Number: 11958

Sample Number: 022072181	Paddock Name: MT05005	Date Received: 2-Sep-2020
Test Code: 2017-083		Date of Report: 27-Oct-2020
Purchase Order No: TPG		
Grower Name: SUSTAINABLE SOIL MANAG		

Analyte	Result	Units	Method Code	Analyte Testing Period
2 hour natural aggregate ^	0			4/09/2020 to 4/09/2020
2 hour remoulded aggregate ^	0			4/09/2020 to 4/09/2020
20 hour natural aggregate ^	0			4/09/2020 to 4/09/2020
20 hour remoulded aggregate ^	0			4/09/2020 to 4/09/2020
Available Potassium ^	110	mg/kg	04-026-ICP8	7/09/2020 to 8/09/2020
Calcium % of Cations	87	%	04-026-ICP8	8/09/2020 to 8/09/2020
Emerson Class ^	6			4/09/2020 to 4/09/2020
Grass Tetany Risk Index ^	0.014		04-026-ICP8	7/09/2020 to 8/09/2020
Magnesium % of Cations	9.9	%	04-026-ICP8	8/09/2020 to 8/09/2020
Organic Matter (W&B * 1.72) ^	1.9	%	04-054-WCALC	9/09/2020 to 9/09/2020
Potassium % of Cations	1.4	%	04-026-ICP8	8/09/2020 to 8/09/2020
Slaking ^	0			4/09/2020 to 4/09/2020
Soil Colour	Yellow-brown		04-042-PHYS	8/09/2020 to 8/09/2020
Soil Texture	Clay		04-042-PHYS	8/09/2020 to 8/09/2020
pH (1:5 CaCl2)	8.1		04-031-PH	4/09/2020 to 7/09/2020
Electrical Conductivity (Sat. Ext.) ^	0.9	dS/m	04-054-WCALC	8/09/2020 to 8/09/2020
Organic Carbon (W&B)	1.12	%	04-018-UV1	7/09/2020 to 9/09/2020
Nitrate Nitrogen	3.6	mg/kg	04-063-FIA3	7/09/2020 to 9/09/2020
Ammonium Nitrogen	1.8	mg/kg	04-063-FIA3	7/09/2020 to 9/09/2020
Sulphur (KCl40)	13	mg/kg	04-021-ICP2	7/09/2020 to 8/09/2020
Phosphorus (Colwell)	9.4	mg/kg	04-013-COL_P	3/09/2020 to 7/09/2020
Phosphorus Buffer Index (PBI-Col)	59		04-020-ICP17	7/09/2020 to 7/09/2020
Potassium (Amm-acet.)	0.28	cmol(+)/kg	04-026-ICP8	7/09/2020 to 8/09/2020
Calcium (Amm-acet.)	18	cmol(+)/kg	04-026-ICP8	7/09/2020 to 8/09/2020
Magnesium (Amm-acet.)	2.0	cmol(+)/kg	04-026-ICP8	7/09/2020 to 8/09/2020
Sodium (Amm-acet.)	0.14	cmol(+)/kg	04-026-ICP8	7/09/2020 to 8/09/2020
Aluminium (KCl)	11	mg/kg	04-027-ICP9	7/09/2020 to 8/09/2020
Aluminium (KCl)	0.12	cmol(+)/kg	04-027-ICP9	7/09/2020 to 8/09/2020
Cation Exchange Capacity (Amm-acet.)	20.3	cmol(+)/kg	04-026-ICP8	8/09/2020 to 8/09/2020
Sodium % of cations	0.70	%	04-026-ICP8	8/09/2020 to 8/09/2020

Nutrient Advantage Laboratory Services

Nutrient Advantage is a trademark of Incitec Pivot Limited
Incitec Pivot Limited - ABN 42 004 080 264
8 South Rd, Werribee Vic 3030
Toll-free: 1800 803 453 Fax: (61 3) 9974 0699
Enquiries: lab.feedback@incitecpivot.com.au

Disclaimer: This analysis report is prepared solely for the client listed above. To the extent permitted by law, Incitec Pivot Limited excludes all liability in connection with this report and, where liability cannot be excluded, limits its liability, at its election, to the re-supply of the analysis services or the cost of the re-supply of such services.

SOIL ANALYSIS REPORT

Report Number: 635163

Sample Number: 022072181	Paddock Name: MT05005	Date Received: 2-Sep-2020
Test Code: 2017-083		Date of Report: 27-Oct-2020
Purchase Order No: TPG		
Grower Name: SUSTAINABLE SOIL MANAG		

Analyte	Result	Units	Method Code	Analyte Testing Period
Aluminium % of Cations	0.61	%	04-026-ICP8	8/09/2020 to 8/09/2020
Calcium/Magnesium Ratio	9.0		04-026-ICP8	7/09/2020 to 8/09/2020
pH (1:5 Water)	8.8		04-031-PH	4/09/2020 to 7/09/2020
Electrical Conductivity (1:5 water)	0.14	dS/m	04-031-PH	4/09/2020 to 7/09/2020
Chloride	13	mg/kg	04-063-FIA3	7/09/2020 to 9/09/2020
Copper (DTPA)	4.1	mg/kg	04-024-ICP6	7/09/2020 to 8/09/2020
Zinc (DTPA)	5.7	mg/kg	04-024-ICP6	7/09/2020 to 8/09/2020
Manganese (DTPA)	4.4	mg/kg	04-024-ICP6	7/09/2020 to 8/09/2020
Iron (DTPA)	54	mg/kg	04-024-ICP6	7/09/2020 to 8/09/2020
Boron (Hot CaCl2)	0.52	mg/kg	04-025-ICP7	7/09/2020 to 8/09/2020
Molybdenum (Hot CaCl2) ^	0.031	mg/kg	04-083-ICP27	8/09/2020 to 9/09/2020
Phosphorus Environmental Risk Index ^	0.16		04-020-ICP17	7/09/2020 to 7/09/2020

Sample condition on receipt: Suitable for testing.

The results pertain only to the sample submitted.

This document shall not be reproduced except in full.

Analyses performed on soil dried at 40°C and ground to 2mm or less.

^ NATA accreditation does not cover the performance of this service.

Accredited for compliance with ISO/IEC 17025 - Testing.

This results of the tests, calibrations and/or measurements included in this document are traceable to Australian/International standards.

Nutrient Advantage Laboratory Services

Nutrient Advantage is a trademark of Incitec Pivot Limited
Incitec Pivot Limited - ABN 42 004 080 264
8 South Rd, Werribee Vic 3030
Toll-free: 1800 803 453 Fax: (61 3) 9974 0699
Enquiries: lab.feedback@incitecpivot.com.au

Disclaimer: This analysis report is prepared solely for the client listed above. To the extent permitted by law, Incitec Pivot Limited excludes all liability in connection with this report and, where liability cannot be excluded, limits its liability, at its election, to the re-supply of the analysis services or the cost of the re-supply of such services.

SOIL ANALYSIS REPORT

Report Number: 635164

Sustainable Soils Management P/L
PO Box 130
WARREN
NSW 2824



Report Authorised
Paul Kennelly
Laboratory Manager
NATA Accredited Laboratory
Number: 11958

Sample Number: 022072180	Paddock Name: MT050515	Date Received: 2-Sep-2020
Test Code: 2017-083		Date of Report: 27-Oct-2020
Purchase Order No: TPG		
Grower Name: SUSTAINABLE SOIL MANAG		

Analyte	Result	Units	Method Code	Analyte Testing Period
2 hour natural aggregate ^	0			4/09/2020 to 4/09/2020
2 hour remoulded aggregate ^	0			4/09/2020 to 4/09/2020
20 hour natural aggregate ^	0			4/09/2020 to 4/09/2020
20 hour remoulded aggregate ^	0			4/09/2020 to 4/09/2020
Available Potassium ^	110	mg/kg	04-026-ICP8	7/09/2020 to 8/09/2020
Calcium % of Cations	82	%	04-026-ICP8	8/09/2020 to 8/09/2020
Emerson Class ^	6			4/09/2020 to 4/09/2020
Grass Tetany Risk Index ^	0.014		04-026-ICP8	7/09/2020 to 8/09/2020
Magnesium % of Cations	14	%	04-026-ICP8	8/09/2020 to 8/09/2020
Organic Matter (W&B * 1.72) ^	0.76	%	04-054-WCALC	9/09/2020 to 9/09/2020
Potassium % of Cations	1.3	%	04-026-ICP8	8/09/2020 to 8/09/2020
Slaking ^	0			4/09/2020 to 4/09/2020
Soil Colour	Yellow-brown		04-042-PHYS	8/09/2020 to 8/09/2020
Soil Texture	Clay		04-042-PHYS	8/09/2020 to 8/09/2020
pH (1:5 CaCl2)	8.3		04-031-PH	4/09/2020 to 7/09/2020
Electrical Conductivity (Sat. Ext.) ^	1.5	dS/m	04-054-WCALC	8/09/2020 to 8/09/2020
Organic Carbon (W&B)	0.44	%	04-018-UV1	7/09/2020 to 9/09/2020
Nitrate Nitrogen	1.2	mg/kg	04-063-FIA3	7/09/2020 to 9/09/2020
Ammonium Nitrogen	1.6	mg/kg	04-063-FIA3	7/09/2020 to 9/09/2020
Sulphur (KCl40)	67	mg/kg	04-021-ICP2	7/09/2020 to 8/09/2020
Phosphorus (Colwell)	<5.0	mg/kg	04-013-COL_P	3/09/2020 to 7/09/2020
Phosphorus Buffer Index (PBI-Col)	110		04-020-ICP17	7/09/2020 to 7/09/2020
Potassium (Amm-acet.)	0.29	cmol(+)/kg	04-026-ICP8	7/09/2020 to 8/09/2020
Calcium (Amm-acet.)	18	cmol(+)/kg	04-026-ICP8	7/09/2020 to 8/09/2020
Magnesium (Amm-acet.)	3.1	cmol(+)/kg	04-026-ICP8	7/09/2020 to 8/09/2020
Sodium (Amm-acet.)	0.29	cmol(+)/kg	04-026-ICP8	7/09/2020 to 8/09/2020
Aluminium (KCl)	11	mg/kg	04-027-ICP9	7/09/2020 to 8/09/2020
Aluminium (KCl)	0.12	cmol(+)/kg	04-027-ICP9	7/09/2020 to 8/09/2020
Cation Exchange Capacity (Amm-acet.)	21.6	cmol(+)/kg	04-026-ICP8	8/09/2020 to 8/09/2020
Sodium % of cations	1.4	%	04-026-ICP8	8/09/2020 to 8/09/2020

Nutrient Advantage Laboratory Services

Nutrient Advantage is a trademark of Incitec Pivot Limited
Incitec Pivot Limited - ABN 42 004 080 264
8 South Rd, Werribee Vic 3030
Toll-free: 1800 803 453 Fax: (61 3) 9974 0699
Enquiries: lab.feedback@incitecpivot.com.au

Disclaimer: This analysis report is prepared solely for the client listed above. To the extent permitted by law, Incitec Pivot Limited excludes all liability in connection with this report and, where liability cannot be excluded, limits its liability, at its election, to the re-supply of the analysis services or the cost of the re-supply of such services.

SOIL ANALYSIS REPORT

Report Number: 635164

Sample Number: 022072180	Paddock Name: MT050515	Date Received: 2-Sep-2020
Test Code: 2017-083		Date of Report: 27-Oct-2020
Purchase Order No: TPG		
Grower Name: SUSTAINABLE SOIL MANAG		

Analyte	Result	Units	Method Code	Analyte Testing Period
Aluminium % of Cations	0.57	%	04-026-ICP8	8/09/2020 to 8/09/2020
Calcium/Magnesium Ratio	5.8		04-026-ICP8	7/09/2020 to 8/09/2020
pH (1:5 Water)	8.9		04-031-PH	4/09/2020 to 7/09/2020
Electrical Conductivity (1:5 water)	0.24	dS/m	04-031-PH	4/09/2020 to 7/09/2020
Chloride	34	mg/kg	04-063-FIA3	7/09/2020 to 9/09/2020
Copper (DTPA)	4.0	mg/kg	04-024-ICP6	7/09/2020 to 8/09/2020
Zinc (DTPA)	4.5	mg/kg	04-024-ICP6	7/09/2020 to 8/09/2020
Manganese (DTPA)	3.4	mg/kg	04-024-ICP6	7/09/2020 to 8/09/2020
Iron (DTPA)	42	mg/kg	04-024-ICP6	7/09/2020 to 8/09/2020
Boron (Hot CaCl ₂)	0.37	mg/kg	04-025-ICP7	7/09/2020 to 8/09/2020
Molybdenum (Hot CaCl ₂) ^	0.029	mg/kg	04-083-ICP27	8/09/2020 to 9/09/2020
Phosphorus Environmental Risk Index ^	0.05		04-020-ICP17	7/09/2020 to 7/09/2020

Sample condition on receipt: Suitable for testing.

The results pertain only to the sample submitted.

This document shall not be reproduced except in full.

Analyses performed on soil dried at 40°C and ground to 2mm or less.

^ NATA accreditation does not cover the performance of this service.

Accredited for compliance with ISO/IEC 17025 - Testing.

This results of the tests, calibrations and/or measurements included in this document are traceable to Australian/International standards.

Nutrient Advantage Laboratory Services

Nutrient Advantage is a trademark of Incitec Pivot Limited
Incitec Pivot Limited - ABN 42 004 080 264
8 South Rd, Werribee Vic 3030
Toll-free: 1800 803 453 Fax: (61 3) 9974 0699
Enquiries: lab.feedback@incitecpivot.com.au

Disclaimer: This analysis report is prepared solely for the client listed above. To the extent permitted by law, Incitec Pivot Limited excludes all liability in connection with this report and, where liability cannot be excluded, limits its liability, at its election, to the re-supply of the analysis services or the cost of the re-supply of such services.

SOIL ANALYSIS REPORT

Report Number: 635165

Sustainable Soils Management P/L
PO Box 130
WARREN
NSW 2824



Report Authorised
Paul Kennelly
Laboratory Manager
NATA Accredited Laboratory
Number: 11958

Sample Number: 022072179	Paddock Name: MT0501530	Date Received: 2-Sep-2020
Test Code: 2017-065		Date of Report: 27-Oct-2020
Purchase Order No: TPG		
Grower Name: SUSTAINABLE SOIL MANAG		

Analyte	Result	Units	Method Code	Analyte Testing Period
2 hour natural aggregate ^	0			4/09/2020 to 4/09/2020
2 hour remoulded aggregate ^	0			4/09/2020 to 4/09/2020
20 hour natural aggregate ^	0			4/09/2020 to 4/09/2020
20 hour remoulded aggregate ^	0			4/09/2020 to 4/09/2020
Available Potassium ^	140	mg/kg	04-026-ICP8	7/09/2020 to 8/09/2020
Calcium % of Cations	74	%	04-026-ICP8	8/09/2020 to 8/09/2020
Emerson Class ^	6			4/09/2020 to 4/09/2020
Grass Tetany Risk Index ^	0.013		04-026-ICP8	7/09/2020 to 8/09/2020
Magnesium % of Cations	16	%	04-026-ICP8	8/09/2020 to 8/09/2020
Potassium % of Cations	1.2	%	04-026-ICP8	8/09/2020 to 8/09/2020
Slaking ^	0			4/09/2020 to 4/09/2020
pH (1:5 CaCl2)	8.4		04-031-PH	4/09/2020 to 7/09/2020
Nitrate Nitrogen	2.4	mg/kg	04-063-FIA3	7/09/2020 to 9/09/2020
Ammonium Nitrogen	<0.60	mg/kg	04-063-FIA3	7/09/2020 to 9/09/2020
Potassium (Amm-acet.)	0.36	cmol(+)/kg	04-026-ICP8	7/09/2020 to 8/09/2020
Calcium (Amm-acet.)	22	cmol(+)/kg	04-026-ICP8	7/09/2020 to 8/09/2020
Magnesium (Amm-acet.)	5.0	cmol(+)/kg	04-026-ICP8	7/09/2020 to 8/09/2020
Sodium (Amm-acet.)	2.5	cmol(+)/kg	04-026-ICP8	7/09/2020 to 8/09/2020
Aluminium (KCl)	<9.0	mg/kg	04-027-ICP9	7/09/2020 to 8/09/2020
Aluminium (KCl)	<0.10	cmol(+)/kg	04-027-ICP9	7/09/2020 to 8/09/2020
Cation Exchange Capacity (Amm-acet.)	30.2	cmol(+)/kg	04-026-ICP8	8/09/2020 to 8/09/2020
Sodium % of cations	8.2	%	04-026-ICP8	8/09/2020 to 8/09/2020
Aluminium % of Cations	<1	%	04-026-ICP8	8/09/2020 to 8/09/2020
Calcium/Magnesium Ratio	4.4		04-026-ICP8	7/09/2020 to 8/09/2020
pH (1:5 Water)	8.6		04-031-PH	4/09/2020 to 7/09/2020
Electrical Conductivity (1:5 water)	1.93	dS/m	04-031-PH	4/09/2020 to 7/09/2020
Chloride	440	mg/kg	04-063-FIA3	7/09/2020 to 9/09/2020

Nutrient Advantage Laboratory Services

Nutrient Advantage is a trademark of Incitec Pivot Limited
Incitec Pivot Limited - ABN 42 004 080 264
8 South Rd, Werribee Vic 3030
Toll-free: 1800 803 453 Fax: (61 3) 9974 0699
Enquiries: lab.feedback@incitecpivot.com.au

Disclaimer: This analysis report is prepared solely for the client listed above. To the extent permitted by law, Incitec Pivot Limited excludes all liability in connection with this report and, where liability cannot be excluded, limits its liability, at its election, to the re-supply of the analysis services or the cost of the re-supply of such services.

Report Number: 635165

Sample condition on receipt: Suitable for testing.

The results pertain only to the sample submitted.

This document shall not be reproduced except in full.

Analyses performed on soil dried at 40°C and ground to 2mm or less.

^ NATA accreditation does not cover the performance of this service.

Accredited for compliance with ISO/IEC 17025 - Testing.

This results of the tests, calibrations and/or measurements included in this document are traceable to Australian/International standards.

Nutrient Advantage Laboratory Services

Nutrient Advantage is a trademark of Incitec Pivot Limited

Incitec Pivot Limited - ABN 42 004 080 264

8 South Rd, Werribee Vic 3030

Toll-free: 1800 803 453 Fax: (61 3) 9974 0699

Enquiries: lab.feedback@incitecpivot.com.au

Disclaimer: This analysis report is prepared solely for the client listed above. To the extent permitted by law, Incitec Pivot Limited excludes all liability in connection with this report and, where liability cannot be excluded, limits its liability, at its election, to the re-supply of the analysis services or the cost of the re-supply of such services.

SOIL ANALYSIS REPORT

Report Number: 635166

Sustainable Soils Management P/L
PO Box 130
WARREN
NSW 2824



Report Authorised
Paul Kennelly
Laboratory Manager
NATA Accredited Laboratory
Number: 11958

Sample Number: 022072178	Paddock Name: MT0503060	Date Received: 2-Sep-2020
Test Code: 2017-065		Date of Report: 27-Oct-2020
Purchase Order No: TPG		
Grower Name: SUSTAINABLE SOIL MANAG		

Analyte	Result	Units	Method Code	Analyte Testing Period
2 hour natural aggregate ^	0			4/09/2020 to 4/09/2020
2 hour remoulded aggregate ^	0			4/09/2020 to 4/09/2020
20 hour natural aggregate ^	0			4/09/2020 to 4/09/2020
20 hour remoulded aggregate ^	0			4/09/2020 to 4/09/2020
Available Potassium ^	110	mg/kg	04-026-ICP8	7/09/2020 to 8/09/2020
Calcium % of Cations	62	%	04-026-ICP8	8/09/2020 to 8/09/2020
Emerson Class ^	6			4/09/2020 to 4/09/2020
Grass Tetany Risk Index ^	0.0087		04-026-ICP8	7/09/2020 to 8/09/2020
Magnesium % of Cations	21	%	04-026-ICP8	8/09/2020 to 8/09/2020
Potassium % of Cations	0.74	%	04-026-ICP8	8/09/2020 to 8/09/2020
Slaking ^	0			4/09/2020 to 4/09/2020
pH (1:5 CaCl ₂)	8.6		04-031-PH	4/09/2020 to 7/09/2020
Nitrate Nitrogen	6.7	mg/kg	04-063-FIA3	7/09/2020 to 9/09/2020
Ammonium Nitrogen	<0.60	mg/kg	04-063-FIA3	7/09/2020 to 9/09/2020
Potassium (Amm-acet.)	0.28	cmol(+)/kg	04-026-ICP8	7/09/2020 to 8/09/2020
Calcium (Amm-acet.)	24	cmol(+)/kg	04-026-ICP8	7/09/2020 to 8/09/2020
Magnesium (Amm-acet.)	8.1	cmol(+)/kg	04-026-ICP8	7/09/2020 to 8/09/2020
Sodium (Amm-acet.)	5.8	cmol(+)/kg	04-026-ICP8	7/09/2020 to 8/09/2020
Aluminium (KCl)	13	mg/kg	04-027-ICP9	7/09/2020 to 8/09/2020
Aluminium (KCl)	0.15	cmol(+)/kg	04-027-ICP9	7/09/2020 to 8/09/2020
Cation Exchange Capacity (Amm-acet.)	38.3	cmol(+)/kg	04-026-ICP8	8/09/2020 to 8/09/2020
Sodium % of cations	15	%	04-026-ICP8	8/09/2020 to 8/09/2020
Aluminium % of Cations	0.38	%	04-026-ICP8	8/09/2020 to 8/09/2020
Calcium/Magnesium Ratio	3.0		04-026-ICP8	7/09/2020 to 8/09/2020
pH (1:5 Water)	8.7		04-031-PH	4/09/2020 to 7/09/2020
Electrical Conductivity (1:5 water)	2.89	dS/m	04-031-PH	4/09/2020 to 7/09/2020
Chloride	1200	mg/kg	04-063-FIA3	7/09/2020 to 9/09/2020

Nutrient Advantage Laboratory Services

Nutrient Advantage is a trademark of Incitec Pivot Limited
Incitec Pivot Limited - ABN 42 004 080 264
8 South Rd, Werribee Vic 3030
Toll-free: 1800 803 453 Fax: (61 3) 9974 0699
Enquiries: lab.feedback@incitecpivot.com.au

Disclaimer: This analysis report is prepared solely for the client listed above. To the extent permitted by law, Incitec Pivot Limited excludes all liability in connection with this report and, where liability cannot be excluded, limits its liability, at its election, to the re-supply of the analysis services or the cost of the re-supply of such services.

Report Number: 635166

Sample condition on receipt: Suitable for testing.

The results pertain only to the sample submitted.

This document shall not be reproduced except in full.

Analyses performed on soil dried at 40°C and ground to 2mm or less.

^ NATA accreditation does not cover the performance of this service.

Accredited for compliance with ISO/IEC 17025 - Testing.

This results of the tests, calibrations and/or measurements included in this document are traceable to Australian/International standards.

Nutrient Advantage Laboratory Services

Nutrient Advantage is a trademark of Incitec Pivot Limited

Incitec Pivot Limited - ABN 42 004 080 264

8 South Rd, Werribee Vic 3030

Toll-free: 1800 803 453 Fax: (61 3) 9974 0699

Enquiries: lab.feedback@incitecpivot.com.au

Disclaimer: This analysis report is prepared solely for the client listed above. To the extent permitted by law, Incitec Pivot Limited excludes all liability in connection with this report and, where liability cannot be excluded, limits its liability, at its election, to the re-supply of the analysis services or the cost of the re-supply of such services.

SOIL ANALYSIS REPORT

Report Number: 635167

Sustainable Soils Management P/L
PO Box 130
WARREN
NSW 2824



Report Authorised
Paul Kennelly
Laboratory Manager
NATA Accredited Laboratory
Number: 11958

Sample Number: 022071956	Paddock Name: MT05060100	Date Received: 2-Sep-2020
Test Code: 2017-065		Date of Report: 27-Oct-2020
Purchase Order No: TPG		
Grower Name: SUSTAINABLE SOIL MANAG		

Analyte	Result	Units	Method Code	Analyte Testing Period
2 hour natural aggregate ^	0			4/09/2020 to 4/09/2020
2 hour remoulded aggregate ^	0			4/09/2020 to 4/09/2020
20 hour natural aggregate ^	0			4/09/2020 to 4/09/2020
20 hour remoulded aggregate ^	0			4/09/2020 to 4/09/2020
Available Potassium ^	73	mg/kg	04-026-ICP8	7/09/2020 to 8/09/2020
Calcium % of Cations	72	%	04-026-ICP8	8/09/2020 to 8/09/2020
Emerson Class ^	6			4/09/2020 to 4/09/2020
Grass Tetany Risk Index ^	0.0043		04-026-ICP8	7/09/2020 to 8/09/2020
Magnesium % of Cations	18	%	04-026-ICP8	8/09/2020 to 8/09/2020
Potassium % of Cations	0.38	%	04-026-ICP8	8/09/2020 to 8/09/2020
Slaking ^	0			4/09/2020 to 4/09/2020
pH (1:5 CaCl ₂)	8.5		04-031-PH	4/09/2020 to 7/09/2020
Nitrate Nitrogen	27	mg/kg	04-063-FIA3	7/09/2020 to 9/09/2020
Ammonium Nitrogen	<0.60	mg/kg	04-063-FIA3	7/09/2020 to 9/09/2020
Potassium (Amm-acet.)	0.19	cmol(+)/kg	04-026-ICP8	7/09/2020 to 8/09/2020
Calcium (Amm-acet.)	35	cmol(+)/kg	04-026-ICP8	7/09/2020 to 8/09/2020
Magnesium (Amm-acet.)	9.0	cmol(+)/kg	04-026-ICP8	7/09/2020 to 8/09/2020
Sodium (Amm-acet.)	4.7	cmol(+)/kg	04-026-ICP8	7/09/2020 to 8/09/2020
Aluminium (KCl)	<9.0	mg/kg	04-027-ICP9	7/09/2020 to 8/09/2020
Aluminium (KCl)	<0.10	cmol(+)/kg	04-027-ICP9	7/09/2020 to 8/09/2020
Cation Exchange Capacity (Amm-acet.)	49.1	cmol(+)/kg	04-026-ICP8	8/09/2020 to 8/09/2020
Sodium % of cations	9.6	%	04-026-ICP8	8/09/2020 to 8/09/2020
Aluminium % of Cations	<1	%	04-026-ICP8	8/09/2020 to 8/09/2020
Calcium/Magnesium Ratio	3.9		04-026-ICP8	7/09/2020 to 8/09/2020
pH (1:5 Water)	8.6		04-031-PH	4/09/2020 to 7/09/2020
Electrical Conductivity (1:5 water)	3.36	dS/m	04-031-PH	4/09/2020 to 7/09/2020
Chloride	1300	mg/kg	04-063-FIA3	7/09/2020 to 9/09/2020

Nutrient Advantage Laboratory Services

Nutrient Advantage is a trademark of Incitec Pivot Limited
Incitec Pivot Limited - ABN 42 004 080 264
8 South Rd, Werribee Vic 3030
Toll-free: 1800 803 453 Fax: (61 3) 9974 0699
Enquiries: lab.feedback@incitecpivot.com.au

Disclaimer: This analysis report is prepared solely for the client listed above. To the extent permitted by law, Incitec Pivot Limited excludes all liability in connection with this report and, where liability cannot be excluded, limits its liability, at its election, to the re-supply of the analysis services or the cost of the re-supply of such services.

Report Number: 635167

Sample condition on receipt: Suitable for testing.

The results pertain only to the sample submitted.

This document shall not be reproduced except in full.

Analyses performed on soil dried at 40°C and ground to 2mm or less.

^ NATA accreditation does not cover the performance of this service.

Accredited for compliance with ISO/IEC 17025 - Testing.

This results of the tests, calibrations and/or measurements included in this document are traceable to Australian/International standards.

Nutrient Advantage Laboratory Services

Nutrient Advantage is a trademark of Incitec Pivot Limited

Incitec Pivot Limited - ABN 42 004 080 264

8 South Rd, Werribee Vic 3030

Toll-free: 1800 803 453 Fax: (61 3) 9974 0699

Enquiries: lab.feedback@incitecpivot.com.au

Disclaimer: This analysis report is prepared solely for the client listed above. To the extent permitted by law, Incitec Pivot Limited excludes all liability in connection with this report and, where liability cannot be excluded, limits its liability, at its election, to the re-supply of the analysis services or the cost of the re-supply of such services.

SOIL ANALYSIS REPORT

Report Number: 635039

Sustainable Soils Management P/L
PO Box 130
WARREN
NSW 2824



Report Authorised
Paul Kennelly
Laboratory Manager
NATA Accredited Laboratory
Number: 11958

Sample Number: 022071696	Paddock Name: MT10605	Date Received: 18-Aug-2020
Test Code: CT171		Date of Report: 27-Oct-2020
Purchase Order No: TPG		
Grower Name: SUSTAINABLE SOIL MANAG		

Analyte	Result	Units	Method Code	Analyte Testing Period
2 hour natural aggregate ^	1			21/08/2020 to 21/08/2020
2 hour remoulded aggregate ^	2			21/08/2020 to 21/08/2020
20 hour natural aggregate ^	2			21/08/2020 to 21/08/2020
20 hour remoulded aggregate ^	3			21/08/2020 to 21/08/2020
Available Potassium ^	300	mg/kg	04-026-ICP8	20/08/2020 to 24/08/2020
Calcium % of Cations	43	%	04-026-ICP8	24/08/2020 to 24/08/2020
Emerson Class ^	8			21/08/2020 to 21/08/2020
Grass Tetany Risk Index ^	0.10		04-026-ICP8	20/08/2020 to 24/08/2020
Magnesium % of Cations	45	%	04-026-ICP8	24/08/2020 to 24/08/2020
Potassium % of Cations	8.8	%	04-026-ICP8	24/08/2020 to 24/08/2020
Slaking ^	1			21/08/2020 to 21/08/2020
Soil Colour	Brown		04-042-PHYS	25/08/2020 to 25/08/2020
Soil Texture	Clay		04-042-PHYS	25/08/2020 to 25/08/2020
pH (1:5 CaCl2)	4.9		04-031-PH	20/08/2020 to 24/08/2020
Electrical Conductivity (Sat. Ext.) ^	0.3	dS/m	04-054-WCALC	25/08/2020 to 25/08/2020
Active (labile) Carbon ^	252	mg/kg	04-065-ACTIVE_C	21/08/2020 to 25/08/2020
Nitrate Nitrogen	11	mg/kg	04-063-FIA3	19/08/2020 to 21/08/2020
Ammonium Nitrogen	1.8	mg/kg	04-063-FIA3	19/08/2020 to 21/08/2020
Total Carbon (combustion)	1.5	%	04-086-TC	20/08/2020 to 20/08/2020
Sulphur (KCl40)	3.7	mg/kg	04-021-ICP2	24/08/2020 to 25/08/2020
Phosphorus (Colwell)	33	mg/kg	04-013-COL_P	19/08/2020 to 21/08/2020
Phosphorus Buffer Index (PBI-Col)	130		04-020-ICP17	21/08/2020 to 21/08/2020
Potassium (Amm-acet.)	0.77	cmol(+)/kg	04-026-ICP8	20/08/2020 to 24/08/2020
Calcium (Amm-acet.)	3.8	cmol(+)/kg	04-026-ICP8	20/08/2020 to 24/08/2020
Magnesium (Amm-acet.)	3.9	cmol(+)/kg	04-026-ICP8	20/08/2020 to 24/08/2020
Sodium (Amm-acet.)	0.23	cmol(+)/kg	04-026-ICP8	20/08/2020 to 24/08/2020
Aluminium (KCl)	<9.0	mg/kg	04-027-ICP9	20/08/2020 to 21/08/2020
Aluminium (KCl)	<0.10	cmol(+)/kg	04-027-ICP9	20/08/2020 to 21/08/2020
Cation Exchange Capacity (Amm-acet.)	8.67	cmol(+)/kg	04-026-ICP8	24/08/2020 to 24/08/2020
Sodium % of cations	2.7	%	04-026-ICP8	24/08/2020 to 24/08/2020

Nutrient Advantage Laboratory Services

Nutrient Advantage is a trademark of Incitec Pivot Limited
Incitec Pivot Limited - ABN 42 004 080 264
8 South Rd, Werribee Vic 3030
Toll-free: 1800 803 453 Fax: (61 3) 9974 0699
Enquiries: lab.feedback@incitecpivot.com.au

Disclaimer: This analysis report is prepared solely for the client listed above. To the extent permitted by law, Incitec Pivot Limited excludes all liability in connection with this report and, where liability cannot be excluded, limits its liability, at its election, to the re-supply of the analysis services or the cost of the re-supply of such services.

SOIL ANALYSIS REPORT

Report Number: 635039

Sample Number: 022071696	Paddock Name: MT10605	Date Received: 18-Aug-2020
Test Code: CT171		Date of Report: 27-Oct-2020
Purchase Order No: TPG		
Grower Name: SUSTAINABLE SOIL MANAG		

Analyte	Result	Units	Method Code	Analyte Testing Period
Aluminium % of Cations	<1	%	04-026-ICP8	24/08/2020 to 24/08/2020
Calcium/Magnesium Ratio	0.97		04-026-ICP8	20/08/2020 to 24/08/2020
pH (1:5 Water)	5.9		04-031-PH	20/08/2020 to 24/08/2020
Electrical Conductivity (1:5 water)	0.05	dS/m	04-031-PH	20/08/2020 to 24/08/2020
Chloride	<10	mg/kg	04-063-FIA3	19/08/2020 to 21/08/2020
Copper (DTPA)	2.4	mg/kg	04-024-ICP6	21/08/2020 to 24/08/2020
Zinc (DTPA)	0.36	mg/kg	04-024-ICP6	21/08/2020 to 24/08/2020
Manganese (DTPA)	50	mg/kg	04-024-ICP6	21/08/2020 to 24/08/2020
Iron (DTPA)	170	mg/kg	04-024-ICP6	21/08/2020 to 24/08/2020
Boron (Hot CaCl2)	0.99	mg/kg	04-025-ICP7	21/08/2020 to 24/08/2020
Phosphorus Environmental Risk Index ^	0.25		04-020-ICP17	21/08/2020 to 21/08/2020

Sample condition on receipt: Suitable for testing.

The results pertain only to the sample submitted.

This document shall not be reproduced except in full.

Analyses performed on soil dried at 40°C and ground to 2mm or less.

^ NATA accreditation does not cover the performance of this service.

Accredited for compliance with ISO/IEC 17025 - Testing.

This results of the tests, calibrations and/or measurements included in this document are traceable to Australian/International standards.

Nutrient Advantage Laboratory Services

Nutrient Advantage is a trademark of Incitec Pivot Limited
Incitec Pivot Limited - ABN 42 004 080 264
8 South Rd, Werribee Vic 3030
Toll-free: 1800 803 453 Fax: (61 3) 9974 0699
Enquiries: lab.feedback@incitecpivot.com.au

Disclaimer: This analysis report is prepared solely for the client listed above. To the extent permitted by law, Incitec Pivot Limited excludes all liability in connection with this report and, where liability cannot be excluded, limits its liability, at its election, to the re-supply of the analysis services or the cost of the re-supply of such services.

SOIL ANALYSIS REPORT

Report Number: 635040

Sustainable Soils Management P/L
PO Box 130
WARREN
NSW 2824



Report Authorised
Paul Kennelly
Laboratory Manager
NATA Accredited Laboratory
Number: 11958

Sample Number: 022071695	Paddock Name: MT106515	Date Received: 18-Aug-2020
Test Code: CT171		Date of Report: 27-Oct-2020
Purchase Order No: TPG		
Grower Name: SUSTAINABLE SOIL MANAG		

Analyte	Result	Units	Method Code	Analyte Testing Period
2 hour natural aggregate ^	1			21/08/2020 to 21/08/2020
2 hour remoulded aggregate ^	3			21/08/2020 to 21/08/2020
20 hour natural aggregate ^	2			21/08/2020 to 21/08/2020
20 hour remoulded aggregate ^	4			21/08/2020 to 21/08/2020
Available Potassium ^	200	mg/kg	04-026-ICP8	20/08/2020 to 24/08/2020
Calcium % of Cations	44	%	04-026-ICP8	24/08/2020 to 24/08/2020
Emerson Class ^	8			21/08/2020 to 21/08/2020
Grass Tetany Risk Index ^	0.054		04-026-ICP8	20/08/2020 to 24/08/2020
Magnesium % of Cations	48	%	04-026-ICP8	24/08/2020 to 24/08/2020
Potassium % of Cations	5.0	%	04-026-ICP8	24/08/2020 to 24/08/2020
Slaking ^	1			21/08/2020 to 21/08/2020
Soil Colour	Brown		04-042-PHYS	25/08/2020 to 25/08/2020
Soil Texture	Clay		04-042-PHYS	25/08/2020 to 25/08/2020
pH (1:5 CaCl2)	5.3		04-031-PH	20/08/2020 to 24/08/2020
Electrical Conductivity (Sat. Ext.) ^	0.3	dS/m	04-054-WCALC	25/08/2020 to 25/08/2020
Active (labile) Carbon ^	260	mg/kg	04-065-ACTIVE_C	21/08/2020 to 25/08/2020
Nitrate Nitrogen	4.8	mg/kg	04-063-FIA3	19/08/2020 to 21/08/2020
Ammonium Nitrogen	1.3	mg/kg	04-063-FIA3	19/08/2020 to 21/08/2020
Total Carbon (combustion)	1.1	%	04-086-TC	20/08/2020 to 20/08/2020
Sulphur (KCl40)	5.5	mg/kg	04-021-ICP2	24/08/2020 to 25/08/2020
Phosphorus (Colwell)	11	mg/kg	04-013-COL_P	19/08/2020 to 21/08/2020
Phosphorus Buffer Index (PBI-Col)	120		04-020-ICP17	21/08/2020 to 21/08/2020
Potassium (Amm-acet.)	0.51	cmol(+)/kg	04-026-ICP8	20/08/2020 to 24/08/2020
Calcium (Amm-acet.)	4.5	cmol(+)/kg	04-026-ICP8	20/08/2020 to 24/08/2020
Magnesium (Amm-acet.)	5.0	cmol(+)/kg	04-026-ICP8	20/08/2020 to 24/08/2020
Sodium (Amm-acet.)	0.34	cmol(+)/kg	04-026-ICP8	20/08/2020 to 24/08/2020
Aluminium (KCl)	<9.0	mg/kg	04-027-ICP9	20/08/2020 to 21/08/2020
Aluminium (KCl)	<0.10	cmol(+)/kg	04-027-ICP9	20/08/2020 to 21/08/2020
Cation Exchange Capacity (Amm-acet.)	10.3	cmol(+)/kg	04-026-ICP8	24/08/2020 to 24/08/2020
Sodium % of cations	3.3	%	04-026-ICP8	24/08/2020 to 24/08/2020

Nutrient Advantage Laboratory Services

Nutrient Advantage is a trademark of Incitec Pivot Limited
Incitec Pivot Limited - ABN 42 004 080 264
8 South Rd, Werribee Vic 3030
Toll-free: 1800 803 453 Fax: (61 3) 9974 0699
Enquiries: lab.feedback@incitecpivot.com.au

Disclaimer: This analysis report is prepared solely for the client listed above. To the extent permitted by law, Incitec Pivot Limited excludes all liability in connection with this report and, where liability cannot be excluded, limits its liability, at its election, to the re-supply of the analysis services or the cost of the re-supply of such services.

SOIL ANALYSIS REPORT

Report Number: 635040

Sample Number: 022071695	Paddock Name: MT106515	Date Received: 18-Aug-2020
Test Code: CT171		Date of Report: 27-Oct-2020
Purchase Order No: TPG		
Grower Name: SUSTAINABLE SOIL MANAG		

Analyte	Result	Units	Method Code	Analyte Testing Period
Aluminium % of Cations	<1	%	04-026-ICP8	24/08/2020 to 24/08/2020
Calcium/Magnesium Ratio	0.90		04-026-ICP8	20/08/2020 to 24/08/2020
pH (1:5 Water)	6.5		04-031-PH	20/08/2020 to 24/08/2020
Electrical Conductivity (1:5 water)	0.05	dS/m	04-031-PH	20/08/2020 to 24/08/2020
Chloride	<10	mg/kg	04-063-FIA3	19/08/2020 to 21/08/2020
Copper (DTPA)	2.4	mg/kg	04-024-ICP6	21/08/2020 to 24/08/2020
Zinc (DTPA)	0.19	mg/kg	04-024-ICP6	21/08/2020 to 24/08/2020
Manganese (DTPA)	61	mg/kg	04-024-ICP6	21/08/2020 to 24/08/2020
Iron (DTPA)	110	mg/kg	04-024-ICP6	21/08/2020 to 24/08/2020
Boron (Hot CaCl ₂)	1.2	mg/kg	04-025-ICP7	21/08/2020 to 24/08/2020
Phosphorus Environmental Risk Index ^	0.09		04-020-ICP17	21/08/2020 to 21/08/2020

Sample condition on receipt: Suitable for testing.

The results pertain only to the sample submitted.

This document shall not be reproduced except in full.

Analyses performed on soil dried at 40°C and ground to 2mm or less.

^ NATA accreditation does not cover the performance of this service.

Accredited for compliance with ISO/IEC 17025 - Testing.

This results of the tests, calibrations and/or measurements included in this document are traceable to Australian/International standards.

Nutrient Advantage Laboratory Services

Nutrient Advantage is a trademark of Incitec Pivot Limited
Incitec Pivot Limited - ABN 42 004 080 264
8 South Rd, Werribee Vic 3030
Toll-free: 1800 803 453 Fax: (61 3) 9974 0699
Enquiries: lab.feedback@incitecpivot.com.au

Disclaimer: This analysis report is prepared solely for the client listed above. To the extent permitted by law, Incitec Pivot Limited excludes all liability in connection with this report and, where liability cannot be excluded, limits its liability, at its election, to the re-supply of the analysis services or the cost of the re-supply of such services.

SOIL ANALYSIS REPORT

Report Number: 635041

Sustainable Soils Management P/L
PO Box 130
WARREN
NSW 2824



Report Authorised
Paul Kennelly
Laboratory Manager
NATA Accredited Laboratory
Number: 11958

Sample Number: 022071694	Paddock Name: MT1061530	Date Received: 18-Aug-2020
Test Code: CT173		Date of Report: 27-Oct-2020
Purchase Order No: TPG		
Grower Name: SUSTAINABLE SOIL MANAG		

Analyte	Result	Units	Method Code	Analyte Testing Period
2 hour natural aggregate ^	4			21/08/2020 to 21/08/2020
2 hour remoulded aggregate ^	4			21/08/2020 to 21/08/2020
20 hour natural aggregate ^	4			21/08/2020 to 21/08/2020
20 hour remoulded aggregate ^	4			21/08/2020 to 21/08/2020
Available Potassium ^	200	mg/kg	04-026-ICP8	20/08/2020 to 24/08/2020
Calcium % of Cations	40	%	04-026-ICP8	24/08/2020 to 24/08/2020
Emerson Class ^	1			21/08/2020 to 21/08/2020
Grass Tetany Risk Index ^	0.036		04-026-ICP8	20/08/2020 to 24/08/2020
Magnesium % of Cations	52	%	04-026-ICP8	24/08/2020 to 24/08/2020
Potassium % of Cations	3.3	%	04-026-ICP8	24/08/2020 to 24/08/2020
Slaking ^	0			21/08/2020 to 21/08/2020
pH (1:5 CaCl2)	6.9		04-031-PH	20/08/2020 to 24/08/2020
Active (labile) Carbon ^	127	mg/kg	04-065-ACTIVE_C	21/08/2020 to 25/08/2020
Nitrate Nitrogen	1.9	mg/kg	04-063-FIA3	19/08/2020 to 21/08/2020
Ammonium Nitrogen	1.0	mg/kg	04-063-FIA3	19/08/2020 to 21/08/2020
Total Carbon (combustion)	0.61	%	04-086-TC	20/08/2020 to 20/08/2020
Potassium (Amm-acet.)	0.51	cmol(+)/kg	04-026-ICP8	20/08/2020 to 24/08/2020
Calcium (Amm-acet.)	6.2	cmol(+)/kg	04-026-ICP8	20/08/2020 to 24/08/2020
Magnesium (Amm-acet.)	8.0	cmol(+)/kg	04-026-ICP8	20/08/2020 to 24/08/2020
Sodium (Amm-acet.)	0.73	cmol(+)/kg	04-026-ICP8	20/08/2020 to 24/08/2020
Aluminium (KCl)	<9.0	mg/kg	04-027-ICP9	20/08/2020 to 21/08/2020
Aluminium (KCl)	<0.10	cmol(+)/kg	04-027-ICP9	20/08/2020 to 21/08/2020
Cation Exchange Capacity (Amm-acet.)	15.4	cmol(+)/kg	04-026-ICP8	24/08/2020 to 24/08/2020
Sodium % of cations	4.7	%	04-026-ICP8	24/08/2020 to 24/08/2020
Aluminium % of Cations	<1	%	04-026-ICP8	24/08/2020 to 24/08/2020
Calcium/Magnesium Ratio	0.78		04-026-ICP8	20/08/2020 to 24/08/2020
pH (1:5 Water)	8.1		04-031-PH	20/08/2020 to 24/08/2020
Electrical Conductivity (1:5 water)	0.06	dS/m	04-031-PH	20/08/2020 to 24/08/2020
Chloride	<10	mg/kg	04-063-FIA3	19/08/2020 to 21/08/2020

Nutrient Advantage Laboratory Services

Nutrient Advantage is a trademark of Incitec Pivot Limited
Incitec Pivot Limited - ABN 42 004 080 264
8 South Rd, Werribee Vic 3030
Toll-free: 1800 803 453 Fax: (61 3) 9974 0699
Enquiries: lab.feedback@incitecpivot.com.au

Disclaimer: This analysis report is prepared solely for the client listed above. To the extent permitted by law, Incitec Pivot Limited excludes all liability in connection with this report and, where liability cannot be excluded, limits its liability, at its election, to the re-supply of the analysis services or the cost of the re-supply of such services.

Report Number: 635041

Sample condition on receipt: Suitable for testing.

The results pertain only to the sample submitted.

This document shall not be reproduced except in full.

Analyses performed on soil dried at 40°C and ground to 2mm or less.

^ NATA accreditation does not cover the performance of this service.

Accredited for compliance with ISO/IEC 17025 - Testing.

This results of the tests, calibrations and/or measurements included in this document are traceable to Australian/International standards.

Nutrient Advantage Laboratory Services

Nutrient Advantage is a trademark of Incitec Pivot Limited

Incitec Pivot Limited - ABN 42 004 080 264

8 South Rd, Werribee Vic 3030

Toll-free: 1800 803 453 Fax: (61 3) 9974 0699

Enquiries: lab.feedback@incitecpivot.com.au

Disclaimer: This analysis report is prepared solely for the client listed above. To the extent permitted by law, Incitec Pivot Limited excludes all liability in connection with this report and, where liability cannot be excluded, limits its liability, at its election, to the re-supply of the analysis services or the cost of the re-supply of such services.

SOIL ANALYSIS REPORT

Report Number: 635042

Sustainable Soils Management P/L
PO Box 130
WARREN
NSW 2824



Report Authorised
Paul Kennelly
Laboratory Manager
NATA Accredited Laboratory
Number: 11958

Sample Number: 022071693	Paddock Name: MT1063060	Date Received: 18-Aug-2020
Test Code: 2017-065		Date of Report: 27-Oct-2020
Purchase Order No: TPG		
Grower Name: SUSTAINABLE SOIL MANAG		

Analyte	Result	Units	Method Code	Analyte Testing Period
2 hour natural aggregate ^	3			21/08/2020 to 21/08/2020
2 hour remoulded aggregate ^	3			21/08/2020 to 21/08/2020
20 hour natural aggregate ^	3			21/08/2020 to 21/08/2020
20 hour remoulded aggregate ^	3			21/08/2020 to 21/08/2020
Available Potassium ^	160	mg/kg	04-026-ICP8	20/08/2020 to 24/08/2020
Calcium % of Cations	45	%	04-026-ICP8	24/08/2020 to 24/08/2020
Emerson Class ^	2			21/08/2020 to 21/08/2020
Grass Tetany Risk Index ^	0.019		04-026-ICP8	20/08/2020 to 24/08/2020
Magnesium % of Cations	46	%	04-026-ICP8	24/08/2020 to 24/08/2020
Potassium % of Cations	1.7	%	04-026-ICP8	24/08/2020 to 24/08/2020
Slaking ^	0			21/08/2020 to 21/08/2020
pH (1:5 CaCl2)	8.3		04-031-PH	20/08/2020 to 24/08/2020
Nitrate Nitrogen	0.94	mg/kg	04-063-FIA3	19/08/2020 to 21/08/2020
Ammonium Nitrogen	0.90	mg/kg	04-063-FIA3	19/08/2020 to 21/08/2020
Potassium (Amm-acet.)	0.40	cmol(+)/kg	04-026-ICP8	20/08/2020 to 24/08/2020
Calcium (Amm-acet.)	10	cmol(+)/kg	04-026-ICP8	20/08/2020 to 24/08/2020
Magnesium (Amm-acet.)	11	cmol(+)/kg	04-026-ICP8	20/08/2020 to 24/08/2020
Sodium (Amm-acet.)	1.7	cmol(+)/kg	04-026-ICP8	20/08/2020 to 24/08/2020
Aluminium (KCl)	<9.0	mg/kg	04-027-ICP9	20/08/2020 to 21/08/2020
Aluminium (KCl)	<0.10	cmol(+)/kg	04-027-ICP9	20/08/2020 to 21/08/2020
Cation Exchange Capacity (Amm-acet.)	23.2	cmol(+)/kg	04-026-ICP8	24/08/2020 to 24/08/2020
Sodium % of cations	7.4	%	04-026-ICP8	24/08/2020 to 24/08/2020
Aluminium % of Cations	<1	%	04-026-ICP8	24/08/2020 to 24/08/2020
Calcium/Magnesium Ratio	0.91		04-026-ICP8	20/08/2020 to 24/08/2020
pH (1:5 Water)	9.1		04-031-PH	20/08/2020 to 24/08/2020
Electrical Conductivity (1:5 water)	0.18	dS/m	04-031-PH	20/08/2020 to 24/08/2020
Chloride	<10	mg/kg	04-063-FIA3	19/08/2020 to 21/08/2020

Nutrient Advantage Laboratory Services

Nutrient Advantage is a trademark of Incitec Pivot Limited
Incitec Pivot Limited - ABN 42 004 080 264
8 South Rd, Werribee Vic 3030
Toll-free: 1800 803 453 Fax: (61 3) 9974 0699
Enquiries: lab.feedback@incitecpivot.com.au

Disclaimer: This analysis report is prepared solely for the client listed above. To the extent permitted by law, Incitec Pivot Limited excludes all liability in connection with this report and, where liability cannot be excluded, limits its liability, at its election, to the re-supply of the analysis services or the cost of the re-supply of such services.

Report Number: 635042

Sample condition on receipt: Suitable for testing.

The results pertain only to the sample submitted.

This document shall not be reproduced except in full.

Analyses performed on soil dried at 40°C and ground to 2mm or less.

^ NATA accreditation does not cover the performance of this service.

Accredited for compliance with ISO/IEC 17025 - Testing.

This results of the tests, calibrations and/or measurements included in this document are traceable to Australian/International standards.

Nutrient Advantage Laboratory Services

Nutrient Advantage is a trademark of Incitec Pivot Limited

Incitec Pivot Limited - ABN 42 004 080 264

8 South Rd, Werribee Vic 3030

Toll-free: 1800 803 453 Fax: (61 3) 9974 0699

Enquiries: lab.feedback@incitecpivot.com.au

Disclaimer: This analysis report is prepared solely for the client listed above. To the extent permitted by law, Incitec Pivot Limited excludes all liability in connection with this report and, where liability cannot be excluded, limits its liability, at its election, to the re-supply of the analysis services or the cost of the re-supply of such services.

SOIL ANALYSIS REPORT

Report Number: 635043

Sustainable Soils Management P/L
PO Box 130
WARREN
NSW 2824



Report Authorised
Paul Kennelly
Laboratory Manager
NATA Accredited Laboratory
Number: 11958

Sample Number: 022071692	Paddock Name: MT10660100	Date Received: 18-Aug-2020
Test Code: 2017-065		Date of Report: 27-Oct-2020
Purchase Order No: TPG		
Grower Name: SUSTAINABLE SOIL MANAG		

Analyte	Result	Units	Method Code	Analyte Testing Period
2 hour natural aggregate ^	4			21/08/2020 to 21/08/2020
2 hour remoulded aggregate ^	4			21/08/2020 to 21/08/2020
20 hour natural aggregate ^	4			21/08/2020 to 21/08/2020
20 hour remoulded aggregate ^	4			21/08/2020 to 21/08/2020
Available Potassium ^	150	mg/kg	04-026-ICP8	20/08/2020 to 24/08/2020
Calcium % of Cations	15	%	04-026-ICP8	24/08/2020 to 24/08/2020
Emerson Class ^	1			21/08/2020 to 21/08/2020
Grass Tetany Risk Index ^	0.027		04-026-ICP8	20/08/2020 to 24/08/2020
Magnesium % of Cations	53	%	04-026-ICP8	24/08/2020 to 24/08/2020
Potassium % of Cations	1.9	%	04-026-ICP8	24/08/2020 to 24/08/2020
Slaking ^	0			21/08/2020 to 21/08/2020
pH (1:5 CaCl2)	8.7		04-031-PH	20/08/2020 to 24/08/2020
Nitrate Nitrogen	1.8	mg/kg	04-063-FIA3	19/08/2020 to 21/08/2020
Ammonium Nitrogen	0.85	mg/kg	04-063-FIA3	19/08/2020 to 21/08/2020
Potassium (Amm-acet.)	0.38	cmol(+)/kg	04-026-ICP8	20/08/2020 to 24/08/2020
Calcium (Amm-acet.)	3.0	cmol(+)/kg	04-026-ICP8	20/08/2020 to 24/08/2020
Magnesium (Amm-acet.)	11	cmol(+)/kg	04-026-ICP8	20/08/2020 to 24/08/2020
Sodium (Amm-acet.)	6.0	cmol(+)/kg	04-026-ICP8	20/08/2020 to 24/08/2020
Aluminium (KCl)	<9.0	mg/kg	04-027-ICP9	20/08/2020 to 21/08/2020
Aluminium (KCl)	<0.10	cmol(+)/kg	04-027-ICP9	20/08/2020 to 21/08/2020
Cation Exchange Capacity (Amm-acet.)	20.0	cmol(+)/kg	04-026-ICP8	24/08/2020 to 24/08/2020
Sodium % of cations	30	%	04-026-ICP8	24/08/2020 to 24/08/2020
Aluminium % of Cations	<1	%	04-026-ICP8	24/08/2020 to 24/08/2020
Calcium/Magnesium Ratio	0.27		04-026-ICP8	20/08/2020 to 24/08/2020
pH (1:5 Water)	9.9		04-031-PH	20/08/2020 to 24/08/2020
Electrical Conductivity (1:5 water)	0.23	dS/m	04-031-PH	20/08/2020 to 24/08/2020
Chloride	22	mg/kg	04-063-FIA3	19/08/2020 to 21/08/2020

Nutrient Advantage Laboratory Services

Nutrient Advantage is a trademark of Incitec Pivot Limited
Incitec Pivot Limited - ABN 42 004 080 264
8 South Rd, Werribee Vic 3030
Toll-free: 1800 803 453 Fax: (61 3) 9974 0699
Enquiries: lab.feedback@incitecpivot.com.au

Disclaimer: This analysis report is prepared solely for the client listed above. To the extent permitted by law, Incitec Pivot Limited excludes all liability in connection with this report and, where liability cannot be excluded, limits its liability, at its election, to the re-supply of the analysis services or the cost of the re-supply of such services.

Report Number: 635043

Sample condition on receipt: Suitable for testing.

The results pertain only to the sample submitted.

This document shall not be reproduced except in full.

Analyses performed on soil dried at 40°C and ground to 2mm or less.

^ NATA accreditation does not cover the performance of this service.

Accredited for compliance with ISO/IEC 17025 - Testing.

This results of the tests, calibrations and/or measurements included in this document are traceable to Australian/International standards.

Nutrient Advantage Laboratory Services

Nutrient Advantage is a trademark of Incitec Pivot Limited

Incitec Pivot Limited - ABN 42 004 080 264

8 South Rd, Werribee Vic 3030

Toll-free: 1800 803 453 Fax: (61 3) 9974 0699

Enquiries: lab.feedback@incitecpivot.com.au

Disclaimer: This analysis report is prepared solely for the client listed above. To the extent permitted by law, Incitec Pivot Limited excludes all liability in connection with this report and, where liability cannot be excluded, limits its liability, at its election, to the re-supply of the analysis services or the cost of the re-supply of such services.

SOIL ANALYSIS REPORT

Report Number: 635044

Sustainable Soils Management P/L
PO Box 130
WARREN
NSW 2824



Report Authorised
Paul Kennelly
Laboratory Manager
NATA Accredited Laboratory
Number: 11958

Sample Number: 022071691	Paddock Name: MT10705	Date Received: 18-Aug-2020
Test Code: CT171		Date of Report: 27-Oct-2020
Purchase Order No: TPG		
Grower Name: SUSTAINABLE SOIL MANAG		

Analyte	Result	Units	Method Code	Analyte Testing Period
2 hour natural aggregate ^	0			21/08/2020 to 21/08/2020
2 hour remoulded aggregate ^	4			21/08/2020 to 21/08/2020
20 hour natural aggregate ^	1			21/08/2020 to 21/08/2020
20 hour remoulded aggregate ^	4			21/08/2020 to 21/08/2020
Available Potassium ^	420	mg/kg	04-026-ICP8	20/08/2020 to 24/08/2020
Calcium % of Cations	46	%	04-026-ICP8	24/08/2020 to 24/08/2020
Emerson Class ^	8			21/08/2020 to 21/08/2020
Grass Tetany Risk Index ^	0.31		04-026-ICP8	20/08/2020 to 24/08/2020
Magnesium % of Cations	26	%	04-026-ICP8	24/08/2020 to 24/08/2020
Potassium % of Cations	22	%	04-026-ICP8	24/08/2020 to 24/08/2020
Slaking ^	1			21/08/2020 to 21/08/2020
Soil Colour	Red-brown		04-042-PHYS	25/08/2020 to 25/08/2020
Soil Texture	Clay		04-042-PHYS	25/08/2020 to 25/08/2020
pH (1:5 CaCl2)	4.7		04-031-PH	20/08/2020 to 24/08/2020
Electrical Conductivity (Sat. Ext.) ^	0.2	dS/m	04-054-WCALC	25/08/2020 to 25/08/2020
Active (labile) Carbon ^	208	mg/kg	04-065-ACTIVE_C	21/08/2020 to 25/08/2020
Nitrate Nitrogen	3.6	mg/kg	04-063-FIA3	19/08/2020 to 21/08/2020
Ammonium Nitrogen	1.3	mg/kg	04-063-FIA3	19/08/2020 to 21/08/2020
Total Carbon (combustion)	1.1	%	04-086-TC	20/08/2020 to 20/08/2020
Sulphur (KCl40)	3.1	mg/kg	04-021-ICP2	24/08/2020 to 25/08/2020
Phosphorus (Colwell)	42	mg/kg	04-013-COL_P	19/08/2020 to 21/08/2020
Phosphorus Buffer Index (PBI-Col)	67		04-020-ICP17	21/08/2020 to 21/08/2020
Potassium (Amm-acet.)	1.1	cmol(+)/kg	04-026-ICP8	20/08/2020 to 24/08/2020
Calcium (Amm-acet.)	2.3	cmol(+)/kg	04-026-ICP8	20/08/2020 to 24/08/2020
Magnesium (Amm-acet.)	1.3	cmol(+)/kg	04-026-ICP8	20/08/2020 to 24/08/2020
Sodium (Amm-acet.)	0.14	cmol(+)/kg	04-026-ICP8	20/08/2020 to 24/08/2020
Aluminium (KCl)	15	mg/kg	04-027-ICP9	20/08/2020 to 21/08/2020
Aluminium (KCl)	0.17	cmol(+)/kg	04-027-ICP9	20/08/2020 to 21/08/2020
Cation Exchange Capacity (Amm-acet.)	4.98	cmol(+)/kg	04-026-ICP8	24/08/2020 to 24/08/2020
Sodium % of cations	2.7	%	04-026-ICP8	24/08/2020 to 24/08/2020

Nutrient Advantage Laboratory Services

Nutrient Advantage is a trademark of Incitec Pivot Limited
Incitec Pivot Limited - ABN 42 004 080 264
8 South Rd, Werribee Vic 3030
Toll-free: 1800 803 453 Fax: (61 3) 9974 0699
Enquiries: lab.feedback@incitecpivot.com.au

Disclaimer: This analysis report is prepared solely for the client listed above. To the extent permitted by law, Incitec Pivot Limited excludes all liability in connection with this report and, where liability cannot be excluded, limits its liability, at its election, to the re-supply of the analysis services or the cost of the re-supply of such services.

SOIL ANALYSIS REPORT

Report Number: 635044

Sample Number: 022071691	Paddock Name: MT10705	Date Received: 18-Aug-2020
Test Code: CT171		Date of Report: 27-Oct-2020
Purchase Order No: TPG		
Grower Name: SUSTAINABLE SOIL MANAG		

Analyte	Result	Units	Method Code	Analyte Testing Period
Aluminium % of Cations	3.4	%	04-026-ICP8	24/08/2020 to 24/08/2020
Calcium/Magnesium Ratio	1.8		04-026-ICP8	20/08/2020 to 24/08/2020
pH (1:5 Water)	6.0		04-031-PH	20/08/2020 to 24/08/2020
Electrical Conductivity (1:5 water)	0.04	dS/m	04-031-PH	20/08/2020 to 24/08/2020
Chloride	<10	mg/kg	04-063-FIA3	19/08/2020 to 21/08/2020
Copper (DTPA)	0.91	mg/kg	04-024-ICP6	21/08/2020 to 24/08/2020
Zinc (DTPA)	0.20	mg/kg	04-024-ICP6	21/08/2020 to 24/08/2020
Manganese (DTPA)	35	mg/kg	04-024-ICP6	21/08/2020 to 24/08/2020
Iron (DTPA)	57	mg/kg	04-024-ICP6	21/08/2020 to 24/08/2020
Boron (Hot CaCl2)	0.70	mg/kg	04-025-ICP7	21/08/2020 to 24/08/2020
Phosphorus Environmental Risk Index ^	0.63		04-020-ICP17	21/08/2020 to 21/08/2020

Sample condition on receipt: Suitable for testing.

The results pertain only to the sample submitted.

This document shall not be reproduced except in full.

Analyses performed on soil dried at 40°C and ground to 2mm or less.

^ NATA accreditation does not cover the performance of this service.

Accredited for compliance with ISO/IEC 17025 - Testing.

This results of the tests, calibrations and/or measurements included in this document are traceable to Australian/International standards.

Nutrient Advantage Laboratory Services

Nutrient Advantage is a trademark of Incitec Pivot Limited
Incitec Pivot Limited - ABN 42 004 080 264
8 South Rd, Werribee Vic 3030
Toll-free: 1800 803 453 Fax: (61 3) 9974 0699
Enquiries: lab.feedback@incitecpivot.com.au

Disclaimer: This analysis report is prepared solely for the client listed above. To the extent permitted by law, Incitec Pivot Limited excludes all liability in connection with this report and, where liability cannot be excluded, limits its liability, at its election, to the re-supply of the analysis services or the cost of the re-supply of such services.

SOIL ANALYSIS REPORT

Report Number: 635045

Sustainable Soils Management P/L
PO Box 130
WARREN
NSW 2824



Report Authorised
Paul Kennelly
Laboratory Manager
NATA Accredited Laboratory
Number: 11958

Sample Number: 022071690	Paddock Name: MT107515	Date Received: 18-Aug-2020
Test Code: CT171		Date of Report: 27-Oct-2020
Purchase Order No: TPG		
Grower Name: SUSTAINABLE SOIL MANAG		

Analyte	Result	Units	Method Code	Analyte Testing Period
2 hour natural aggregate ^	3			21/08/2020 to 21/08/2020
2 hour remoulded aggregate ^	4			21/08/2020 to 21/08/2020
20 hour natural aggregate ^	3			21/08/2020 to 21/08/2020
20 hour remoulded aggregate ^	4			21/08/2020 to 21/08/2020
Available Potassium ^	280	mg/kg	04-026-ICP8	20/08/2020 to 24/08/2020
Calcium % of Cations	43	%	04-026-ICP8	24/08/2020 to 24/08/2020
Emerson Class ^	2			21/08/2020 to 21/08/2020
Grass Tetany Risk Index ^	0.11		04-026-ICP8	20/08/2020 to 24/08/2020
Magnesium % of Cations	42	%	04-026-ICP8	24/08/2020 to 24/08/2020
Potassium % of Cations	9.1	%	04-026-ICP8	24/08/2020 to 24/08/2020
Slaking ^	0			21/08/2020 to 21/08/2020
Soil Colour	Red-brown		04-042-PHYS	25/08/2020 to 25/08/2020
Soil Texture	Clay		04-042-PHYS	25/08/2020 to 25/08/2020
pH (1:5 CaCl2)	5.5		04-031-PH	20/08/2020 to 24/08/2020
Electrical Conductivity (Sat. Ext.) ^	0.2	dS/m	04-054-WCALC	25/08/2020 to 25/08/2020
Active (labile) Carbon ^	108	mg/kg	04-065-ACTIVE_C	21/08/2020 to 25/08/2020
Nitrate Nitrogen	3.8	mg/kg	04-063-FIA3	19/08/2020 to 21/08/2020
Ammonium Nitrogen	0.69	mg/kg	04-063-FIA3	19/08/2020 to 21/08/2020
Total Carbon (combustion)	0.63	%	04-086-TC	20/08/2020 to 20/08/2020
Sulphur (KCl40)	1.0	mg/kg	04-021-ICP2	24/08/2020 to 25/08/2020
Phosphorus (Colwell)	7.5	mg/kg	04-013-COL_P	19/08/2020 to 21/08/2020
Phosphorus Buffer Index (PBI-Col)	60		04-020-ICP17	21/08/2020 to 21/08/2020
Potassium (Amm-acet.)	0.71	cmol(+)/kg	04-026-ICP8	20/08/2020 to 24/08/2020
Calcium (Amm-acet.)	3.3	cmol(+)/kg	04-026-ICP8	20/08/2020 to 24/08/2020
Magnesium (Amm-acet.)	3.3	cmol(+)/kg	04-026-ICP8	20/08/2020 to 24/08/2020
Sodium (Amm-acet.)	0.43	cmol(+)/kg	04-026-ICP8	20/08/2020 to 24/08/2020
Aluminium (KCl)	<9.0	mg/kg	04-027-ICP9	20/08/2020 to 21/08/2020
Aluminium (KCl)	<0.10	cmol(+)/kg	04-027-ICP9	20/08/2020 to 21/08/2020
Cation Exchange Capacity (Amm-acet.)	7.75	cmol(+)/kg	04-026-ICP8	24/08/2020 to 24/08/2020
Sodium % of cations	5.5	%	04-026-ICP8	24/08/2020 to 24/08/2020

Nutrient Advantage Laboratory Services

Nutrient Advantage is a trademark of Incitec Pivot Limited
Incitec Pivot Limited - ABN 42 004 080 264
8 South Rd, Werribee Vic 3030
Toll-free: 1800 803 453 Fax: (61 3) 9974 0699
Enquiries: lab.feedback@incitecpivot.com.au

Disclaimer: This analysis report is prepared solely for the client listed above. To the extent permitted by law, Incitec Pivot Limited excludes all liability in connection with this report and, where liability cannot be excluded, limits its liability, at its election, to the re-supply of the analysis services or the cost of the re-supply of such services.

SOIL ANALYSIS REPORT

Report Number: 635045

Sample Number: 022071690	Paddock Name: MT107515	Date Received: 18-Aug-2020
Test Code: CT171		Date of Report: 27-Oct-2020
Purchase Order No: TPG		
Grower Name: SUSTAINABLE SOIL MANAG		

Analyte	Result	Units	Method Code	Analyte Testing Period
Aluminium % of Cations	<1	%	04-026-ICP8	24/08/2020 to 24/08/2020
Calcium/Magnesium Ratio	1.0		04-026-ICP8	20/08/2020 to 24/08/2020
pH (1:5 Water)	7.1		04-031-PH	20/08/2020 to 24/08/2020
Electrical Conductivity (1:5 water)	0.03	dS/m	04-031-PH	20/08/2020 to 24/08/2020
Chloride	<10	mg/kg	04-063-FIA3	19/08/2020 to 21/08/2020
Copper (DTPA)	0.83	mg/kg	04-024-ICP6	21/08/2020 to 24/08/2020
Zinc (DTPA)	<0.020	mg/kg	04-024-ICP6	21/08/2020 to 24/08/2020
Manganese (DTPA)	20	mg/kg	04-024-ICP6	21/08/2020 to 24/08/2020
Iron (DTPA)	19	mg/kg	04-024-ICP6	21/08/2020 to 24/08/2020
Boron (Hot CaCl ₂)	0.84	mg/kg	04-025-ICP7	21/08/2020 to 24/08/2020
Phosphorus Environmental Risk Index ^	0.13		04-020-ICP17	21/08/2020 to 21/08/2020

Sample condition on receipt: Suitable for testing.

The results pertain only to the sample submitted.

This document shall not be reproduced except in full.

Analyses performed on soil dried at 40°C and ground to 2mm or less.

^ NATA accreditation does not cover the performance of this service.

Accredited for compliance with ISO/IEC 17025 - Testing.

This results of the tests, calibrations and/or measurements included in this document are traceable to Australian/International standards.

Nutrient Advantage Laboratory Services

Nutrient Advantage is a trademark of Incitec Pivot Limited
Incitec Pivot Limited - ABN 42 004 080 264
8 South Rd, Werribee Vic 3030
Toll-free: 1800 803 453 Fax: (61 3) 9974 0699
Enquiries: lab.feedback@incitecpivot.com.au

Disclaimer: This analysis report is prepared solely for the client listed above. To the extent permitted by law, Incitec Pivot Limited excludes all liability in connection with this report and, where liability cannot be excluded, limits its liability, at its election, to the re-supply of the analysis services or the cost of the re-supply of such services.

SOIL ANALYSIS REPORT

Report Number: 635046

Sustainable Soils Management P/L
PO Box 130
WARREN
NSW 2824



Report Authorised
Paul Kennelly
Laboratory Manager
NATA Accredited Laboratory
Number: 11958

Sample Number: 022071689	Paddock Name: MT1071530	Date Received: 18-Aug-2020
Test Code: CT173		Date of Report: 27-Oct-2020
Purchase Order No: TPG		
Grower Name: SUSTAINABLE SOIL MANAG		

Analyte	Result	Units	Method Code	Analyte Testing Period
2 hour natural aggregate ^	3			21/08/2020 to 21/08/2020
2 hour remoulded aggregate ^	4			21/08/2020 to 21/08/2020
20 hour natural aggregate ^	3			21/08/2020 to 21/08/2020
20 hour remoulded aggregate ^	4			21/08/2020 to 21/08/2020
Available Potassium ^	300	mg/kg	04-026-ICP8	20/08/2020 to 24/08/2020
Calcium % of Cations	39	%	04-026-ICP8	24/08/2020 to 24/08/2020
Emerson Class ^	2			21/08/2020 to 21/08/2020
Grass Tetany Risk Index ^	0.081		04-026-ICP8	20/08/2020 to 24/08/2020
Magnesium % of Cations	46	%	04-026-ICP8	24/08/2020 to 24/08/2020
Potassium % of Cations	6.9	%	04-026-ICP8	24/08/2020 to 24/08/2020
Slaking ^	0			21/08/2020 to 21/08/2020
pH (1:5 CaCl2)	6.4		04-031-PH	20/08/2020 to 24/08/2020
Active (labile) Carbon ^	61.7	mg/kg	04-065-ACTIVE_C	21/08/2020 to 25/08/2020
Nitrate Nitrogen	2.4	mg/kg	04-063-FIA3	19/08/2020 to 21/08/2020
Ammonium Nitrogen	<0.60	mg/kg	04-063-FIA3	19/08/2020 to 21/08/2020
Total Carbon (combustion)	0.41	%	04-086-TC	20/08/2020 to 20/08/2020
Potassium (Amm-acet.)	0.76	cmol(+)/kg	04-026-ICP8	20/08/2020 to 24/08/2020
Calcium (Amm-acet.)	4.3	cmol(+)/kg	04-026-ICP8	20/08/2020 to 24/08/2020
Magnesium (Amm-acet.)	5.1	cmol(+)/kg	04-026-ICP8	20/08/2020 to 24/08/2020
Sodium (Amm-acet.)	0.91	cmol(+)/kg	04-026-ICP8	20/08/2020 to 24/08/2020
Aluminium (KCl)	<9.0	mg/kg	04-027-ICP9	20/08/2020 to 21/08/2020
Aluminium (KCl)	<0.10	cmol(+)/kg	04-027-ICP9	20/08/2020 to 21/08/2020
Cation Exchange Capacity (Amm-acet.)	11.1	cmol(+)/kg	04-026-ICP8	24/08/2020 to 24/08/2020
Sodium % of cations	8.2	%	04-026-ICP8	24/08/2020 to 24/08/2020
Aluminium % of Cations	<1	%	04-026-ICP8	24/08/2020 to 24/08/2020
Calcium/Magnesium Ratio	0.84		04-026-ICP8	20/08/2020 to 24/08/2020
pH (1:5 Water)	8.0		04-031-PH	20/08/2020 to 24/08/2020
Electrical Conductivity (1:5 water)	0.04	dS/m	04-031-PH	20/08/2020 to 24/08/2020
Chloride	<10	mg/kg	04-063-FIA3	19/08/2020 to 21/08/2020

Nutrient Advantage Laboratory Services

Nutrient Advantage is a trademark of Incitec Pivot Limited
Incitec Pivot Limited - ABN 42 004 080 264
8 South Rd, Werribee Vic 3030
Toll-free: 1800 803 453 Fax: (61 3) 9974 0699
Enquiries: lab.feedback@incitecpivot.com.au

Disclaimer: This analysis report is prepared solely for the client listed above. To the extent permitted by law, Incitec Pivot Limited excludes all liability in connection with this report and, where liability cannot be excluded, limits its liability, at its election, to the re-supply of the analysis services or the cost of the re-supply of such services.

Report Number: 635046

Sample condition on receipt: Suitable for testing.

The results pertain only to the sample submitted.

This document shall not be reproduced except in full.

Analyses performed on soil dried at 40°C and ground to 2mm or less.

^ NATA accreditation does not cover the performance of this service.

Accredited for compliance with ISO/IEC 17025 - Testing.

This results of the tests, calibrations and/or measurements included in this document are traceable to Australian/International standards.

Nutrient Advantage Laboratory Services

Nutrient Advantage is a trademark of Incitec Pivot Limited

Incitec Pivot Limited - ABN 42 004 080 264

8 South Rd, Werribee Vic 3030

Toll-free: 1800 803 453 Fax: (61 3) 9974 0699

Enquiries: lab.feedback@incitecpivot.com.au

Disclaimer: This analysis report is prepared solely for the client listed above. To the extent permitted by law, Incitec Pivot Limited excludes all liability in connection with this report and, where liability cannot be excluded, limits its liability, at its election, to the re-supply of the analysis services or the cost of the re-supply of such services.

SOIL ANALYSIS REPORT

Report Number: 635047

Sustainable Soils Management P/L
PO Box 130
WARREN
NSW 2824



Report Authorised
Paul Kennelly
Laboratory Manager
NATA Accredited Laboratory
Number: 11958

Sample Number: 022071688	Paddock Name: MT1073060	Date Received: 18-Aug-2020
Test Code: 2017-065		Date of Report: 27-Oct-2020
Purchase Order No: TPG		
Grower Name: SUSTAINABLE SOIL MANAG		

Analyte	Result	Units	Method Code	Analyte Testing Period
2 hour natural aggregate ^	3			21/08/2020 to 21/08/2020
2 hour remoulded aggregate ^	4			21/08/2020 to 21/08/2020
20 hour natural aggregate ^	3			21/08/2020 to 21/08/2020
20 hour remoulded aggregate ^	4			21/08/2020 to 21/08/2020
Available Potassium ^	270	mg/kg	04-026-ICP8	20/08/2020 to 24/08/2020
Calcium % of Cations	33	%	04-026-ICP8	24/08/2020 to 24/08/2020
Emerson Class ^	2			21/08/2020 to 21/08/2020
Grass Tetany Risk Index ^	0.051		04-026-ICP8	20/08/2020 to 24/08/2020
Magnesium % of Cations	51	%	04-026-ICP8	24/08/2020 to 24/08/2020
Potassium % of Cations	4.3	%	04-026-ICP8	24/08/2020 to 24/08/2020
Slaking ^	0			21/08/2020 to 21/08/2020
pH (1:5 CaCl2)	7.2		04-031-PH	20/08/2020 to 24/08/2020
Nitrate Nitrogen	1.3	mg/kg	04-063-FIA3	19/08/2020 to 21/08/2020
Ammonium Nitrogen	0.70	mg/kg	04-063-FIA3	19/08/2020 to 21/08/2020
Potassium (Amm-acet.)	0.69	cmol(+)/kg	04-026-ICP8	20/08/2020 to 24/08/2020
Calcium (Amm-acet.)	5.3	cmol(+)/kg	04-026-ICP8	20/08/2020 to 24/08/2020
Magnesium (Amm-acet.)	8.2	cmol(+)/kg	04-026-ICP8	20/08/2020 to 24/08/2020
Sodium (Amm-acet.)	1.8	cmol(+)/kg	04-026-ICP8	20/08/2020 to 24/08/2020
Aluminium (KCl)	<9.0	mg/kg	04-027-ICP9	20/08/2020 to 21/08/2020
Aluminium (KCl)	<0.10	cmol(+)/kg	04-027-ICP9	20/08/2020 to 21/08/2020
Cation Exchange Capacity (Amm-acet.)	16.0	cmol(+)/kg	04-026-ICP8	24/08/2020 to 24/08/2020
Sodium % of cations	11	%	04-026-ICP8	24/08/2020 to 24/08/2020
Aluminium % of Cations	<1	%	04-026-ICP8	24/08/2020 to 24/08/2020
Calcium/Magnesium Ratio	0.65		04-026-ICP8	20/08/2020 to 24/08/2020
pH (1:5 Water)	8.8		04-031-PH	20/08/2020 to 24/08/2020
Electrical Conductivity (1:5 water)	0.05	dS/m	04-031-PH	20/08/2020 to 24/08/2020
Chloride	<10	mg/kg	04-063-FIA3	19/08/2020 to 21/08/2020

Nutrient Advantage Laboratory Services

Nutrient Advantage is a trademark of Incitec Pivot Limited
Incitec Pivot Limited - ABN 42 004 080 264
8 South Rd, Werribee Vic 3030
Toll-free: 1800 803 453 Fax: (61 3) 9974 0699
Enquiries: lab.feedback@incitecpivot.com.au

Disclaimer: This analysis report is prepared solely for the client listed above. To the extent permitted by law, Incitec Pivot Limited excludes all liability in connection with this report and, where liability cannot be excluded, limits its liability, at its election, to the re-supply of the analysis services or the cost of the re-supply of such services.

Report Number: 635047

Sample condition on receipt: Suitable for testing.

The results pertain only to the sample submitted.

This document shall not be reproduced except in full.

Analyses performed on soil dried at 40°C and ground to 2mm or less.

^ NATA accreditation does not cover the performance of this service.

Accredited for compliance with ISO/IEC 17025 - Testing.

This results of the tests, calibrations and/or measurements included in this document are traceable to Australian/International standards.

Nutrient Advantage Laboratory Services

Nutrient Advantage is a trademark of Incitec Pivot Limited

Incitec Pivot Limited - ABN 42 004 080 264

8 South Rd, Werribee Vic 3030

Toll-free: 1800 803 453 Fax: (61 3) 9974 0699

Enquiries: lab.feedback@incitecpivot.com.au

Disclaimer: This analysis report is prepared solely for the client listed above. To the extent permitted by law, Incitec Pivot Limited excludes all liability in connection with this report and, where liability cannot be excluded, limits its liability, at its election, to the re-supply of the analysis services or the cost of the re-supply of such services.

SOIL ANALYSIS REPORT

Report Number: 635048

Sustainable Soils Management P/L
PO Box 130
WARREN
NSW 2824



Report Authorised
Paul Kennelly
Laboratory Manager
NATA Accredited Laboratory
Number: 11958

Sample Number: 022071687	Paddock Name: MT10760100	Date Received: 18-Aug-2020
Test Code: 2017-065		Date of Report: 27-Oct-2020
Purchase Order No: TPG		
Grower Name: SUSTAINABLE SOIL MANAG		

Analyte	Result	Units	Method Code	Analyte Testing Period
2 hour natural aggregate ^	1			21/08/2020 to 21/08/2020
2 hour remoulded aggregate ^	4			21/08/2020 to 21/08/2020
20 hour natural aggregate ^	1			21/08/2020 to 21/08/2020
20 hour remoulded aggregate ^	4			21/08/2020 to 21/08/2020
Available Potassium ^	240	mg/kg	04-026-ICP8	20/08/2020 to 24/08/2020
Calcium % of Cations	30	%	04-026-ICP8	24/08/2020 to 24/08/2020
Emerson Class ^	2			21/08/2020 to 21/08/2020
Grass Tetany Risk Index ^	0.039		04-026-ICP8	20/08/2020 to 24/08/2020
Magnesium % of Cations	47	%	04-026-ICP8	24/08/2020 to 24/08/2020
Potassium % of Cations	3.0	%	04-026-ICP8	24/08/2020 to 24/08/2020
Slaking ^	0			21/08/2020 to 21/08/2020
pH (1:5 CaCl2)	8.5		04-031-PH	20/08/2020 to 24/08/2020
Nitrate Nitrogen	1.2	mg/kg	04-063-FIA3	19/08/2020 to 21/08/2020
Ammonium Nitrogen	<0.60	mg/kg	04-063-FIA3	19/08/2020 to 21/08/2020
Potassium (Amm-acet.)	0.61	cmol(+)/kg	04-026-ICP8	20/08/2020 to 24/08/2020
Calcium (Amm-acet.)	6.0	cmol(+)/kg	04-026-ICP8	20/08/2020 to 24/08/2020
Magnesium (Amm-acet.)	9.5	cmol(+)/kg	04-026-ICP8	20/08/2020 to 24/08/2020
Sodium (Amm-acet.)	4.0	cmol(+)/kg	04-026-ICP8	20/08/2020 to 24/08/2020
Aluminium (KCl)	<9.0	mg/kg	04-027-ICP9	20/08/2020 to 21/08/2020
Aluminium (KCl)	<0.10	cmol(+)/kg	04-027-ICP9	20/08/2020 to 21/08/2020
Cation Exchange Capacity (Amm-acet.)	20.1	cmol(+)/kg	04-026-ICP8	24/08/2020 to 24/08/2020
Sodium % of cations	20	%	04-026-ICP8	24/08/2020 to 24/08/2020
Aluminium % of Cations	<1	%	04-026-ICP8	24/08/2020 to 24/08/2020
Calcium/Magnesium Ratio	0.63		04-026-ICP8	20/08/2020 to 24/08/2020
pH (1:5 Water)	9.6		04-031-PH	20/08/2020 to 24/08/2020
Electrical Conductivity (1:5 water)	0.25	dS/m	04-031-PH	20/08/2020 to 24/08/2020
Chloride	<10	mg/kg	04-063-FIA3	19/08/2020 to 21/08/2020

Nutrient Advantage Laboratory Services

Nutrient Advantage is a trademark of Incitec Pivot Limited
Incitec Pivot Limited - ABN 42 004 080 264
8 South Rd, Werribee Vic 3030
Toll-free: 1800 803 453 Fax: (61 3) 9974 0699
Enquiries: lab.feedback@incitecpivot.com.au

Disclaimer: This analysis report is prepared solely for the client listed above. To the extent permitted by law, Incitec Pivot Limited excludes all liability in connection with this report and, where liability cannot be excluded, limits its liability, at its election, to the re-supply of the analysis services or the cost of the re-supply of such services.

Report Number: 635048

Sample condition on receipt: Suitable for testing.

The results pertain only to the sample submitted.

This document shall not be reproduced except in full.

Analyses performed on soil dried at 40°C and ground to 2mm or less.

^ NATA accreditation does not cover the performance of this service.

Accredited for compliance with ISO/IEC 17025 - Testing.

This results of the tests, calibrations and/or measurements included in this document are traceable to Australian/International standards.

Nutrient Advantage Laboratory Services

Nutrient Advantage is a trademark of Incitec Pivot Limited

Incitec Pivot Limited - ABN 42 004 080 264

8 South Rd, Werribee Vic 3030

Toll-free: 1800 803 453 Fax: (61 3) 9974 0699

Enquiries: lab.feedback@incitecpivot.com.au

Disclaimer: This analysis report is prepared solely for the client listed above. To the extent permitted by law, Incitec Pivot Limited excludes all liability in connection with this report and, where liability cannot be excluded, limits its liability, at its election, to the re-supply of the analysis services or the cost of the re-supply of such services.

SOIL ANALYSIS REPORT

Report Number: 635049

Sustainable Soils Management P/L
PO Box 130
WARREN
NSW 2824



Report Authorised
Paul Kennelly
Laboratory Manager
NATA Accredited Laboratory
Number: 11958

Sample Number: 022071686	Paddock Name: MT10805	Date Received: 18-Aug-2020
Test Code: 2017-083		Date of Report: 27-Oct-2020
Purchase Order No: TPG		
Grower Name: SUSTAINABLE SOIL MANAG		

Analyte	Result	Units	Method Code	Analyte Testing Period
2 hour natural aggregate ^	0			21/08/2020 to 21/08/2020
2 hour remoulded aggregate ^	1			21/08/2020 to 21/08/2020
20 hour natural aggregate ^	0			21/08/2020 to 21/08/2020
20 hour remoulded aggregate ^	1			21/08/2020 to 21/08/2020
Available Potassium ^	450	mg/kg	04-026-ICP8	20/08/2020 to 24/08/2020
Calcium % of Cations	46	%	04-026-ICP8	24/08/2020 to 24/08/2020
Emerson Class ^	7			21/08/2020 to 21/08/2020
Grass Tetany Risk Index ^	0.31		04-026-ICP8	20/08/2020 to 24/08/2020
Magnesium % of Cations	24	%	04-026-ICP8	24/08/2020 to 24/08/2020
Organic Matter (W&B * 1.72) ^	2.7	%	04-054-WCALC	25/08/2020 to 25/08/2020
Potassium % of Cations	21	%	04-026-ICP8	24/08/2020 to 24/08/2020
Slaking ^	2			21/08/2020 to 21/08/2020
Soil Colour	Brown		04-042-PHYS	25/08/2020 to 25/08/2020
Soil Texture	Clay		04-042-PHYS	25/08/2020 to 25/08/2020
pH (1:5 CaCl2)	4.6		04-031-PH	20/08/2020 to 24/08/2020
Electrical Conductivity (Sat. Ext.) ^	0.7	dS/m	04-054-WCALC	25/08/2020 to 25/08/2020
Organic Carbon (W&B)	1.58	%	04-018-UV1	24/08/2020 to 25/08/2020
Nitrate Nitrogen	26	mg/kg	04-063-FIA3	19/08/2020 to 21/08/2020
Ammonium Nitrogen	23	mg/kg	04-063-FIA3	19/08/2020 to 21/08/2020
Sulphur (KCl40)	6.4	mg/kg	04-021-ICP2	24/08/2020 to 25/08/2020
Phosphorus (Colwell)	19	mg/kg	04-013-COL_P	19/08/2020 to 21/08/2020
Phosphorus Buffer Index (PBI-Col)	60		04-020-ICP17	21/08/2020 to 21/08/2020
Potassium (Amm-acet.)	1.2	cmol(+)/kg	04-026-ICP8	20/08/2020 to 24/08/2020
Calcium (Amm-acet.)	2.6	cmol(+)/kg	04-026-ICP8	20/08/2020 to 24/08/2020
Magnesium (Amm-acet.)	1.3	cmol(+)/kg	04-026-ICP8	20/08/2020 to 24/08/2020
Sodium (Amm-acet.)	0.15	cmol(+)/kg	04-026-ICP8	20/08/2020 to 24/08/2020
Aluminium (KCl)	28	mg/kg	04-027-ICP9	20/08/2020 to 21/08/2020
Aluminium (KCl)	0.32	cmol(+)/kg	04-027-ICP9	20/08/2020 to 21/08/2020
Cation Exchange Capacity (Amm-acet.)	5.52	cmol(+)/kg	04-026-ICP8	24/08/2020 to 24/08/2020
Sodium % of cations	2.6	%	04-026-ICP8	24/08/2020 to 24/08/2020

Nutrient Advantage Laboratory Services

Nutrient Advantage is a trademark of Incitec Pivot Limited
Incitec Pivot Limited - ABN 42 004 080 264
8 South Rd, Werribee Vic 3030
Toll-free: 1800 803 453 Fax: (61 3) 9974 0699
Enquiries: lab.feedback@incitecpivot.com.au

Disclaimer: This analysis report is prepared solely for the client listed above. To the extent permitted by law, Incitec Pivot Limited excludes all liability in connection with this report and, where liability cannot be excluded, limits its liability, at its election, to the re-supply of the analysis services or the cost of the re-supply of such services.

SOIL ANALYSIS REPORT

Report Number: 635049

Sample Number: 022071686	Paddock Name: MT10805	Date Received: 18-Aug-2020
Test Code: 2017-083		Date of Report: 27-Oct-2020
Purchase Order No: TPG		
Grower Name: SUSTAINABLE SOIL MANAG		

Analyte	Result	Units	Method Code	Analyte Testing Period
Aluminium % of Cations	5.7	%	04-026-ICP8	24/08/2020 to 24/08/2020
Calcium/Magnesium Ratio	2.0		04-026-ICP8	20/08/2020 to 24/08/2020
pH (1:5 Water)	5.4		04-031-PH	20/08/2020 to 24/08/2020
Electrical Conductivity (1:5 water)	0.12	dS/m	04-031-PH	20/08/2020 to 24/08/2020
Chloride	59	mg/kg	04-063-FIA3	19/08/2020 to 21/08/2020
Copper (DTPA)	0.87	mg/kg	04-024-ICP6	21/08/2020 to 24/08/2020
Zinc (DTPA)	0.68	mg/kg	04-024-ICP6	21/08/2020 to 24/08/2020
Manganese (DTPA)	38	mg/kg	04-024-ICP6	21/08/2020 to 24/08/2020
Iron (DTPA)	130	mg/kg	04-024-ICP6	21/08/2020 to 24/08/2020
Boron (Hot CaCl ₂)	0.62	mg/kg	04-025-ICP7	21/08/2020 to 24/08/2020
Molybdenum (Hot CaCl ₂) ^	<0.010	mg/kg	04-083-ICP27	20/08/2020 to 21/08/2020
Phosphorus Environmental Risk Index ^	0.32		04-020-ICP17	21/08/2020 to 21/08/2020

Sample condition on receipt: Suitable for testing.

The results pertain only to the sample submitted.

This document shall not be reproduced except in full.

Analyses performed on soil dried at 40°C and ground to 2mm or less.

^ NATA accreditation does not cover the performance of this service.

Accredited for compliance with ISO/IEC 17025 - Testing.

This results of the tests, calibrations and/or measurements included in this document are traceable to Australian/International standards.

Nutrient Advantage Laboratory Services

Nutrient Advantage is a trademark of Incitec Pivot Limited
Incitec Pivot Limited - ABN 42 004 080 264
8 South Rd, Werribee Vic 3030
Toll-free: 1800 803 453 Fax: (61 3) 9974 0699
Enquiries: lab.feedback@incitecpivot.com.au

Disclaimer: This analysis report is prepared solely for the client listed above. To the extent permitted by law, Incitec Pivot Limited excludes all liability in connection with this report and, where liability cannot be excluded, limits its liability, at its election, to the re-supply of the analysis services or the cost of the re-supply of such services.

SOIL ANALYSIS REPORT

Report Number: 635050

Sustainable Soils Management P/L
PO Box 130
WARREN
NSW 2824



Report Authorised
Paul Kennelly
Laboratory Manager
NATA Accredited Laboratory
Number: 11958

Sample Number: 022071685	Paddock Name: MT108515	Date Received: 18-Aug-2020
Test Code: 2017-083		Date of Report: 27-Oct-2020
Purchase Order No: TPG		
Grower Name: SUSTAINABLE SOIL MANAG		

Analyte	Result	Units	Method Code	Analyte Testing Period
2 hour natural aggregate ^	0			21/08/2020 to 21/08/2020
2 hour remoulded aggregate ^	2			21/08/2020 to 21/08/2020
20 hour natural aggregate ^	0			21/08/2020 to 21/08/2020
20 hour remoulded aggregate ^	3			21/08/2020 to 21/08/2020
Available Potassium ^	310	mg/kg	04-026-ICP8	20/08/2020 to 24/08/2020
Calcium % of Cations	45	%	04-026-ICP8	24/08/2020 to 24/08/2020
Emerson Class ^	3			21/08/2020 to 21/08/2020
Grass Tetany Risk Index ^	0.24		04-026-ICP8	20/08/2020 to 24/08/2020
Magnesium % of Cations	26	%	04-026-ICP8	24/08/2020 to 24/08/2020
Organic Matter (W&B * 1.72) ^	1.4	%	04-054-WCALC	25/08/2020 to 25/08/2020
Potassium % of Cations	17	%	04-026-ICP8	24/08/2020 to 24/08/2020
Slaking ^	0			21/08/2020 to 21/08/2020
Soil Colour	Red-brown		04-042-PHYS	25/08/2020 to 25/08/2020
Soil Texture	Clay		04-042-PHYS	25/08/2020 to 25/08/2020
pH (1:5 CaCl2)	4.5		04-031-PH	20/08/2020 to 24/08/2020
Electrical Conductivity (Sat. Ext.) ^	0.2	dS/m	04-054-WCALC	25/08/2020 to 25/08/2020
Organic Carbon (W&B)	0.79	%	04-018-UV1	24/08/2020 to 25/08/2020
Nitrate Nitrogen	6.0	mg/kg	04-063-FIA3	19/08/2020 to 21/08/2020
Ammonium Nitrogen	0.95	mg/kg	04-063-FIA3	19/08/2020 to 21/08/2020
Sulphur (KCl40)	4.8	mg/kg	04-021-ICP2	24/08/2020 to 25/08/2020
Phosphorus (Colwell)	6.5	mg/kg	04-013-COL_P	19/08/2020 to 21/08/2020
Phosphorus Buffer Index (PBI-Col)	76		04-020-ICP17	21/08/2020 to 21/08/2020
Potassium (Amm-acet.)	0.80	cmol(+)/kg	04-026-ICP8	20/08/2020 to 24/08/2020
Calcium (Amm-acet.)	2.1	cmol(+)/kg	04-026-ICP8	20/08/2020 to 24/08/2020
Magnesium (Amm-acet.)	1.2	cmol(+)/kg	04-026-ICP8	20/08/2020 to 24/08/2020
Sodium (Amm-acet.)	0.044	cmol(+)/kg	04-026-ICP8	20/08/2020 to 24/08/2020
Aluminium (KCl)	48	mg/kg	04-027-ICP9	20/08/2020 to 21/08/2020
Aluminium (KCl)	0.53	cmol(+)/kg	04-027-ICP9	20/08/2020 to 21/08/2020
Cation Exchange Capacity (Amm-acet.)	4.72	cmol(+)/kg	04-026-ICP8	24/08/2020 to 24/08/2020
Sodium % of cations	0.93	%	04-026-ICP8	24/08/2020 to 24/08/2020

Nutrient Advantage Laboratory Services

Nutrient Advantage is a trademark of Incitec Pivot Limited
Incitec Pivot Limited - ABN 42 004 080 264
8 South Rd, Werribee Vic 3030
Toll-free: 1800 803 453 Fax: (61 3) 9974 0699
Enquiries: lab.feedback@incitecpivot.com.au

Disclaimer: This analysis report is prepared solely for the client listed above. To the extent permitted by law, Incitec Pivot Limited excludes all liability in connection with this report and, where liability cannot be excluded, limits its liability, at its election, to the re-supply of the analysis services or the cost of the re-supply of such services.

SOIL ANALYSIS REPORT

Report Number: 635050

Sample Number: 022071685	Paddock Name: MT108515	Date Received: 18-Aug-2020
Test Code: 2017-083		Date of Report: 27-Oct-2020
Purchase Order No: TPG		
Grower Name: SUSTAINABLE SOIL MANAG		

Analyte	Result	Units	Method Code	Analyte Testing Period
Aluminium % of Cations	11	%	04-026-ICP8	24/08/2020 to 24/08/2020
Calcium/Magnesium Ratio	1.8		04-026-ICP8	20/08/2020 to 24/08/2020
pH (1:5 Water)	5.7		04-031-PH	20/08/2020 to 24/08/2020
Electrical Conductivity (1:5 water)	0.04	dS/m	04-031-PH	20/08/2020 to 24/08/2020
Chloride	<10	mg/kg	04-063-FIA3	19/08/2020 to 21/08/2020
Copper (DTPA)	0.94	mg/kg	04-024-ICP6	21/08/2020 to 24/08/2020
Zinc (DTPA)	0.13	mg/kg	04-024-ICP6	21/08/2020 to 24/08/2020
Manganese (DTPA)	24	mg/kg	04-024-ICP6	21/08/2020 to 24/08/2020
Iron (DTPA)	67	mg/kg	04-024-ICP6	21/08/2020 to 24/08/2020
Boron (Hot CaCl ₂)	0.47	mg/kg	04-025-ICP7	21/08/2020 to 24/08/2020
Molybdenum (Hot CaCl ₂) ^	<0.010	mg/kg	04-083-ICP27	20/08/2020 to 21/08/2020
Phosphorus Environmental Risk Index ^	0.09		04-020-ICP17	21/08/2020 to 21/08/2020

Sample condition on receipt: Suitable for testing.

The results pertain only to the sample submitted.

This document shall not be reproduced except in full.

Analyses performed on soil dried at 40°C and ground to 2mm or less.

^ NATA accreditation does not cover the performance of this service.

Accredited for compliance with ISO/IEC 17025 - Testing.

This results of the tests, calibrations and/or measurements included in this document are traceable to Australian/International standards.

Nutrient Advantage Laboratory Services

Nutrient Advantage is a trademark of Incitec Pivot Limited
Incitec Pivot Limited - ABN 42 004 080 264
8 South Rd, Werribee Vic 3030
Toll-free: 1800 803 453 Fax: (61 3) 9974 0699
Enquiries: lab.feedback@incitecpivot.com.au

Disclaimer: This analysis report is prepared solely for the client listed above. To the extent permitted by law, Incitec Pivot Limited excludes all liability in connection with this report and, where liability cannot be excluded, limits its liability, at its election, to the re-supply of the analysis services or the cost of the re-supply of such services.

SOIL ANALYSIS REPORT

Report Number: 635051

Sustainable Soils Management P/L
PO Box 130
WARREN
NSW 2824



Report Authorised
Paul Kennelly
Laboratory Manager
NATA Accredited Laboratory
Number: 11958

Sample Number: 022072205	Paddock Name: MT10905	Date Received: 18-Aug-2020
Test Code: 2017-083		Date of Report: 27-Oct-2020
Purchase Order No: TPG		
Grower Name: SUSTAINABLE SOIL MANAG		

Analyte	Result	Units	Method Code	Analyte Testing Period
2 hour natural aggregate ^	0			21/08/2020 to 21/08/2020
2 hour remoulded aggregate ^	2			21/08/2020 to 21/08/2020
20 hour natural aggregate ^	0			21/08/2020 to 21/08/2020
20 hour remoulded aggregate ^	2			21/08/2020 to 21/08/2020
Available Potassium ^	520	mg/kg	04-026-ICP8	20/08/2020 to 24/08/2020
Calcium % of Cations	58	%	04-026-ICP8	24/08/2020 to 24/08/2020
Emerson Class ^	7			21/08/2020 to 21/08/2020
Grass Tetany Risk Index ^	0.25		04-026-ICP8	20/08/2020 to 24/08/2020
Magnesium % of Cations	19	%	04-026-ICP8	24/08/2020 to 24/08/2020
Organic Matter (W&B * 1.72) ^	1.9	%	04-054-WCALC	25/08/2020 to 25/08/2020
Potassium % of Cations	20	%	04-026-ICP8	24/08/2020 to 24/08/2020
Slaking ^	2			21/08/2020 to 21/08/2020
Soil Colour	Brown		04-042-PHYS	25/08/2020 to 25/08/2020
Soil Texture	Clay		04-042-PHYS	25/08/2020 to 25/08/2020
pH (1:5 CaCl2)	4.9		04-031-PH	20/08/2020 to 24/08/2020
Electrical Conductivity (Sat. Ext.) ^	0.4	dS/m	04-054-WCALC	25/08/2020 to 25/08/2020
Organic Carbon (W&B)	1.10	%	04-018-UV1	24/08/2020 to 25/08/2020
Nitrate Nitrogen	14	mg/kg	04-063-FIA3	19/08/2020 to 21/08/2020
Ammonium Nitrogen	1.0	mg/kg	04-063-FIA3	19/08/2020 to 21/08/2020
Sulphur (KCl40)	8.3	mg/kg	04-021-ICP2	24/08/2020 to 25/08/2020
Phosphorus (Colwell)	11	mg/kg	04-013-COL_P	19/08/2020 to 21/08/2020
Phosphorus Buffer Index (PBI-Col)	61		04-020-ICP17	21/08/2020 to 21/08/2020
Potassium (Amm-acet.)	1.3	cmol(+)/kg	04-026-ICP8	20/08/2020 to 24/08/2020
Calcium (Amm-acet.)	3.9	cmol(+)/kg	04-026-ICP8	20/08/2020 to 24/08/2020
Magnesium (Amm-acet.)	1.3	cmol(+)/kg	04-026-ICP8	20/08/2020 to 24/08/2020
Sodium (Amm-acet.)	0.059	cmol(+)/kg	04-026-ICP8	20/08/2020 to 24/08/2020
Aluminium (KCl)	10	mg/kg	04-027-ICP9	20/08/2020 to 21/08/2020
Aluminium (KCl)	0.11	cmol(+)/kg	04-027-ICP9	20/08/2020 to 21/08/2020
Cation Exchange Capacity (Amm-acet.)	6.73	cmol(+)/kg	04-026-ICP8	24/08/2020 to 24/08/2020
Sodium % of cations	0.87	%	04-026-ICP8	24/08/2020 to 24/08/2020

Nutrient Advantage Laboratory Services

Nutrient Advantage is a trademark of Incitec Pivot Limited
Incitec Pivot Limited - ABN 42 004 080 264
8 South Rd, Werribee Vic 3030
Toll-free: 1800 803 453 Fax: (61 3) 9974 0699
Enquiries: lab.feedback@incitecpivot.com.au

Disclaimer: This analysis report is prepared solely for the client listed above. To the extent permitted by law, Incitec Pivot Limited excludes all liability in connection with this report and, where liability cannot be excluded, limits its liability, at its election, to the re-supply of the analysis services or the cost of the re-supply of such services.

SOIL ANALYSIS REPORT

Report Number: 635051

Sample Number: 022072205	Paddock Name: MT10905	Date Received: 18-Aug-2020
Test Code: 2017-083		Date of Report: 27-Oct-2020
Purchase Order No: TPG		
Grower Name: SUSTAINABLE SOIL MANAG		

Analyte	Result	Units	Method Code	Analyte Testing Period
Aluminium % of Cations	1.7	%	04-026-ICP8	24/08/2020 to 24/08/2020
Calcium/Magnesium Ratio	3.0		04-026-ICP8	20/08/2020 to 24/08/2020
pH (1:5 Water)	5.9		04-031-PH	20/08/2020 to 24/08/2020
Electrical Conductivity (1:5 water)	0.06	dS/m	04-031-PH	20/08/2020 to 24/08/2020
Chloride	<10	mg/kg	04-063-FIA3	19/08/2020 to 21/08/2020
Copper (DTPA)	1.3	mg/kg	04-024-ICP6	21/08/2020 to 24/08/2020
Zinc (DTPA)	0.67	mg/kg	04-024-ICP6	21/08/2020 to 24/08/2020
Manganese (DTPA)	35	mg/kg	04-024-ICP6	21/08/2020 to 24/08/2020
Iron (DTPA)	68	mg/kg	04-024-ICP6	21/08/2020 to 24/08/2020
Boron (Hot CaCl ₂)	0.83	mg/kg	04-025-ICP7	21/08/2020 to 24/08/2020
Molybdenum (Hot CaCl ₂) ^	<0.010	mg/kg	04-083-ICP27	20/08/2020 to 21/08/2020
Phosphorus Environmental Risk Index ^	0.18		04-020-ICP17	21/08/2020 to 21/08/2020

Sample condition on receipt: Suitable for testing.

The results pertain only to the sample submitted.

This document shall not be reproduced except in full.

Analyses performed on soil dried at 40°C and ground to 2mm or less.

^ NATA accreditation does not cover the performance of this service.

Accredited for compliance with ISO/IEC 17025 - Testing.

This results of the tests, calibrations and/or measurements included in this document are traceable to Australian/International standards.

Nutrient Advantage Laboratory Services

Nutrient Advantage is a trademark of Incitec Pivot Limited
Incitec Pivot Limited - ABN 42 004 080 264
8 South Rd, Werribee Vic 3030
Toll-free: 1800 803 453 Fax: (61 3) 9974 0699
Enquiries: lab.feedback@incitecpivot.com.au

Disclaimer: This analysis report is prepared solely for the client listed above. To the extent permitted by law, Incitec Pivot Limited excludes all liability in connection with this report and, where liability cannot be excluded, limits its liability, at its election, to the re-supply of the analysis services or the cost of the re-supply of such services.

SOIL ANALYSIS REPORT

Report Number: 635052

Sustainable Soils Management P/L
PO Box 130
WARREN
NSW 2824



Report Authorised
Paul Kennelly
Laboratory Manager
NATA Accredited Laboratory
Number: 11958

Sample Number: 022072204	Paddock Name: MT109515	Date Received: 18-Aug-2020
Test Code: 2017-083		Date of Report: 27-Oct-2020
Purchase Order No: TPG		
Grower Name: SUSTAINABLE SOIL MANAG		

Analyte	Result	Units	Method Code	Analyte Testing Period
2 hour natural aggregate ^	0			21/08/2020 to 21/08/2020
2 hour remoulded aggregate ^	4			21/08/2020 to 21/08/2020
20 hour natural aggregate ^	1			21/08/2020 to 21/08/2020
20 hour remoulded aggregate ^	4			21/08/2020 to 21/08/2020
Available Potassium ^	540	mg/kg	04-026-ICP8	20/08/2020 to 24/08/2020
Calcium % of Cations	64	%	04-026-ICP8	24/08/2020 to 24/08/2020
Emerson Class ^	8			21/08/2020 to 21/08/2020
Grass Tetany Risk Index ^	0.17		04-026-ICP8	20/08/2020 to 24/08/2020
Magnesium % of Cations	21	%	04-026-ICP8	24/08/2020 to 24/08/2020
Organic Matter (W&B * 1.72) ^	1.7	%	04-054-WCALC	25/08/2020 to 25/08/2020
Potassium % of Cations	14	%	04-026-ICP8	24/08/2020 to 24/08/2020
Slaking ^	1			21/08/2020 to 21/08/2020
Soil Colour	Red-brown		04-042-PHYS	25/08/2020 to 25/08/2020
Soil Texture	Clay		04-042-PHYS	25/08/2020 to 25/08/2020
pH (1:5 CaCl2)	5.3		04-031-PH	20/08/2020 to 24/08/2020
Electrical Conductivity (Sat. Ext.) ^	0.2	dS/m	04-054-WCALC	25/08/2020 to 25/08/2020
Organic Carbon (W&B)	1.00	%	04-018-UV1	24/08/2020 to 25/08/2020
Nitrate Nitrogen	2.9	mg/kg	04-063-FIA3	19/08/2020 to 21/08/2020
Ammonium Nitrogen	0.64	mg/kg	04-063-FIA3	19/08/2020 to 21/08/2020
Sulphur (KCl40)	2.0	mg/kg	04-021-ICP2	24/08/2020 to 25/08/2020
Phosphorus (Colwell)	5.2	mg/kg	04-013-COL_P	19/08/2020 to 21/08/2020
Phosphorus Buffer Index (PBI-Col)	74		04-020-ICP17	21/08/2020 to 21/08/2020
Potassium (Amm-acet.)	1.4	cmol(+)/kg	04-026-ICP8	20/08/2020 to 24/08/2020
Calcium (Amm-acet.)	6.1	cmol(+)/kg	04-026-ICP8	20/08/2020 to 24/08/2020
Magnesium (Amm-acet.)	2.0	cmol(+)/kg	04-026-ICP8	20/08/2020 to 24/08/2020
Sodium (Amm-acet.)	0.089	cmol(+)/kg	04-026-ICP8	20/08/2020 to 24/08/2020
Aluminium (KCl)	<9.0	mg/kg	04-027-ICP9	20/08/2020 to 21/08/2020
Aluminium (KCl)	<0.10	cmol(+)/kg	04-027-ICP9	20/08/2020 to 21/08/2020
Cation Exchange Capacity (Amm-acet.)	9.59	cmol(+)/kg	04-026-ICP8	24/08/2020 to 24/08/2020
Sodium % of cations	0.93	%	04-026-ICP8	24/08/2020 to 24/08/2020

Nutrient Advantage Laboratory Services

Nutrient Advantage is a trademark of Incitec Pivot Limited
Incitec Pivot Limited - ABN 42 004 080 264
8 South Rd, Werribee Vic 3030
Toll-free: 1800 803 453 Fax: (61 3) 9974 0699
Enquiries: lab.feedback@incitecpivot.com.au

Disclaimer: This analysis report is prepared solely for the client listed above. To the extent permitted by law, Incitec Pivot Limited excludes all liability in connection with this report and, where liability cannot be excluded, limits its liability, at its election, to the re-supply of the analysis services or the cost of the re-supply of such services.

SOIL ANALYSIS REPORT

Report Number: 635052

Sample Number: 022072204	Paddock Name: MT109515	Date Received: 18-Aug-2020
Test Code: 2017-083		Date of Report: 27-Oct-2020
Purchase Order No: TPG		
Grower Name: SUSTAINABLE SOIL MANAG		

Analyte	Result	Units	Method Code	Analyte Testing Period
Aluminium % of Cations	<1	%	04-026-ICP8	24/08/2020 to 24/08/2020
Calcium/Magnesium Ratio	3.1		04-026-ICP8	20/08/2020 to 24/08/2020
pH (1:5 Water)	6.5		04-031-PH	20/08/2020 to 24/08/2020
Electrical Conductivity (1:5 water)	0.03	dS/m	04-031-PH	20/08/2020 to 24/08/2020
Chloride	<10	mg/kg	04-063-FIA3	19/08/2020 to 21/08/2020
Copper (DTPA)	1.5	mg/kg	04-024-ICP6	21/08/2020 to 24/08/2020
Zinc (DTPA)	0.16	mg/kg	04-024-ICP6	21/08/2020 to 24/08/2020
Manganese (DTPA)	25	mg/kg	04-024-ICP6	21/08/2020 to 24/08/2020
Iron (DTPA)	24	mg/kg	04-024-ICP6	21/08/2020 to 24/08/2020
Boron (Hot CaCl ₂)	1.0	mg/kg	04-025-ICP7	21/08/2020 to 24/08/2020
Molybdenum (Hot CaCl ₂) ^	<0.010	mg/kg	04-083-ICP27	20/08/2020 to 21/08/2020
Phosphorus Environmental Risk Index ^	0.07		04-020-ICP17	21/08/2020 to 21/08/2020

Sample condition on receipt: Suitable for testing.

The results pertain only to the sample submitted.

This document shall not be reproduced except in full.

Analyses performed on soil dried at 40°C and ground to 2mm or less.

^ NATA accreditation does not cover the performance of this service.

Accredited for compliance with ISO/IEC 17025 - Testing.

This results of the tests, calibrations and/or measurements included in this document are traceable to Australian/International standards.

Nutrient Advantage Laboratory Services

Nutrient Advantage is a trademark of Incitec Pivot Limited
Incitec Pivot Limited - ABN 42 004 080 264
8 South Rd, Werribee Vic 3030
Toll-free: 1800 803 453 Fax: (61 3) 9974 0699
Enquiries: lab.feedback@incitecpivot.com.au

Disclaimer: This analysis report is prepared solely for the client listed above. To the extent permitted by law, Incitec Pivot Limited excludes all liability in connection with this report and, where liability cannot be excluded, limits its liability, at its election, to the re-supply of the analysis services or the cost of the re-supply of such services.

SOIL ANALYSIS REPORT

Report Number: 635053

Sustainable Soils Management P/L
PO Box 130
WARREN
NSW 2824



Report Authorised
Paul Kennelly
Laboratory Manager
NATA Accredited Laboratory
Number: 11958

Sample Number: 022072203	Paddock Name: MT1091530	Date Received: 18-Aug-2020
Test Code: 2017-065		Date of Report: 27-Oct-2020
Purchase Order No: TPG		
Grower Name: SUSTAINABLE SOIL MANAG		

Analyte	Result	Units	Method Code	Analyte Testing Period
2 hour natural aggregate ^	2			21/08/2020 to 21/08/2020
2 hour remoulded aggregate ^	4			21/08/2020 to 21/08/2020
20 hour natural aggregate ^	2			21/08/2020 to 21/08/2020
20 hour remoulded aggregate ^	4			21/08/2020 to 21/08/2020
Available Potassium ^	410	mg/kg	04-026-ICP8	20/08/2020 to 24/08/2020
Calcium % of Cations	64	%	04-026-ICP8	24/08/2020 to 24/08/2020
Emerson Class ^	8			21/08/2020 to 21/08/2020
Grass Tetany Risk Index ^	0.14		04-026-ICP8	20/08/2020 to 24/08/2020
Magnesium % of Cations	23	%	04-026-ICP8	24/08/2020 to 24/08/2020
Potassium % of Cations	12	%	04-026-ICP8	24/08/2020 to 24/08/2020
Slaking ^	1			21/08/2020 to 21/08/2020
pH (1:5 CaCl2)	5.7		04-031-PH	20/08/2020 to 24/08/2020
Nitrate Nitrogen	3.3	mg/kg	04-063-FIA3	19/08/2020 to 21/08/2020
Ammonium Nitrogen	0.99	mg/kg	04-063-FIA3	19/08/2020 to 21/08/2020
Potassium (Amm-acet.)	1.0	cmol(+)/kg	04-026-ICP8	20/08/2020 to 24/08/2020
Calcium (Amm-acet.)	5.5	cmol(+)/kg	04-026-ICP8	20/08/2020 to 24/08/2020
Magnesium (Amm-acet.)	1.9	cmol(+)/kg	04-026-ICP8	20/08/2020 to 24/08/2020
Sodium (Amm-acet.)	0.099	cmol(+)/kg	04-026-ICP8	20/08/2020 to 24/08/2020
Aluminium (KCl)	<9.0	mg/kg	04-027-ICP9	20/08/2020 to 21/08/2020
Aluminium (KCl)	<0.10	cmol(+)/kg	04-027-ICP9	20/08/2020 to 21/08/2020
Cation Exchange Capacity (Amm-acet.)	8.52	cmol(+)/kg	04-026-ICP8	24/08/2020 to 24/08/2020
Sodium % of cations	1.2	%	04-026-ICP8	24/08/2020 to 24/08/2020
Aluminium % of Cations	<1	%	04-026-ICP8	24/08/2020 to 24/08/2020
Calcium/Magnesium Ratio	2.9		04-026-ICP8	20/08/2020 to 24/08/2020
pH (1:5 Water)	6.9		04-031-PH	20/08/2020 to 24/08/2020
Electrical Conductivity (1:5 water)	0.03	dS/m	04-031-PH	20/08/2020 to 24/08/2020
Chloride	<10	mg/kg	04-063-FIA3	19/08/2020 to 21/08/2020

Nutrient Advantage Laboratory Services

Nutrient Advantage is a trademark of Incitec Pivot Limited
Incitec Pivot Limited - ABN 42 004 080 264
8 South Rd, Werribee Vic 3030
Toll-free: 1800 803 453 Fax: (61 3) 9974 0699
Enquiries: lab.feedback@incitecpivot.com.au

Disclaimer: This analysis report is prepared solely for the client listed above. To the extent permitted by law, Incitec Pivot Limited excludes all liability in connection with this report and, where liability cannot be excluded, limits its liability, at its election, to the re-supply of the analysis services or the cost of the re-supply of such services.

Report Number: 635053

Sample condition on receipt: Suitable for testing.

The results pertain only to the sample submitted.

This document shall not be reproduced except in full.

Analyses performed on soil dried at 40°C and ground to 2mm or less.

^ NATA accreditation does not cover the performance of this service.

Accredited for compliance with ISO/IEC 17025 - Testing.

This results of the tests, calibrations and/or measurements included in this document are traceable to Australian/International standards.

Nutrient Advantage Laboratory Services

Nutrient Advantage is a trademark of Incitec Pivot Limited

Incitec Pivot Limited - ABN 42 004 080 264

8 South Rd, Werribee Vic 3030

Toll-free: 1800 803 453 Fax: (61 3) 9974 0699

Enquiries: lab.feedback@incitecpivot.com.au

Disclaimer: This analysis report is prepared solely for the client listed above. To the extent permitted by law, Incitec Pivot Limited excludes all liability in connection with this report and, where liability cannot be excluded, limits its liability, at its election, to the re-supply of the analysis services or the cost of the re-supply of such services.

SOIL ANALYSIS REPORT

Report Number: 635054

Sustainable Soils Management P/L
PO Box 130
WARREN
NSW 2824



Report Authorised
Paul Kennelly
Laboratory Manager
NATA Accredited Laboratory
Number: 11958

Sample Number: 022072202	Paddock Name: MT1093060	Date Received: 18-Aug-2020
Test Code: 2017-065		Date of Report: 27-Oct-2020
Purchase Order No: TPG		
Grower Name: SUSTAINABLE SOIL MANAG		

Analyte	Result	Units	Method Code	Analyte Testing Period
2 hour natural aggregate ^	2			21/08/2020 to 21/08/2020
2 hour remoulded aggregate ^	4			21/08/2020 to 21/08/2020
20 hour natural aggregate ^	2			21/08/2020 to 21/08/2020
20 hour remoulded aggregate ^	4			21/08/2020 to 21/08/2020
Available Potassium ^	500	mg/kg	04-026-ICP8	20/08/2020 to 24/08/2020
Calcium % of Cations	47	%	04-026-ICP8	24/08/2020 to 24/08/2020
Emerson Class ^	2			21/08/2020 to 21/08/2020
Grass Tetany Risk Index ^	0.086		04-026-ICP8	20/08/2020 to 24/08/2020
Magnesium % of Cations	42	%	04-026-ICP8	24/08/2020 to 24/08/2020
Potassium % of Cations	7.6	%	04-026-ICP8	24/08/2020 to 24/08/2020
Slaking ^	0			21/08/2020 to 21/08/2020
pH (1:5 CaCl2)	6.4		04-031-PH	20/08/2020 to 24/08/2020
Nitrate Nitrogen	2.0	mg/kg	04-063-FIA3	19/08/2020 to 21/08/2020
Ammonium Nitrogen	0.76	mg/kg	04-063-FIA3	19/08/2020 to 21/08/2020
Potassium (Amm-acet.)	1.3	cmol(+)/kg	04-026-ICP8	20/08/2020 to 24/08/2020
Calcium (Amm-acet.)	8.0	cmol(+)/kg	04-026-ICP8	20/08/2020 to 24/08/2020
Magnesium (Amm-acet.)	7.2	cmol(+)/kg	04-026-ICP8	20/08/2020 to 24/08/2020
Sodium (Amm-acet.)	0.44	cmol(+)/kg	04-026-ICP8	20/08/2020 to 24/08/2020
Aluminium (KCl)	<9.0	mg/kg	04-027-ICP9	20/08/2020 to 21/08/2020
Aluminium (KCl)	<0.10	cmol(+)/kg	04-027-ICP9	20/08/2020 to 21/08/2020
Cation Exchange Capacity (Amm-acet.)	17.0	cmol(+)/kg	04-026-ICP8	24/08/2020 to 24/08/2020
Sodium % of cations	2.6	%	04-026-ICP8	24/08/2020 to 24/08/2020
Aluminium % of Cations	<1	%	04-026-ICP8	24/08/2020 to 24/08/2020
Calcium/Magnesium Ratio	1.1		04-026-ICP8	20/08/2020 to 24/08/2020
pH (1:5 Water)	7.6		04-031-PH	20/08/2020 to 24/08/2020
Electrical Conductivity (1:5 water)	0.05	dS/m	04-031-PH	20/08/2020 to 24/08/2020
Chloride	<10	mg/kg	04-063-FIA3	19/08/2020 to 21/08/2020

Nutrient Advantage Laboratory Services

Nutrient Advantage is a trademark of Incitec Pivot Limited
Incitec Pivot Limited - ABN 42 004 080 264
8 South Rd, Werribee Vic 3030
Toll-free: 1800 803 453 Fax: (61 3) 9974 0699
Enquiries: lab.feedback@incitecpivot.com.au

Disclaimer: This analysis report is prepared solely for the client listed above. To the extent permitted by law, Incitec Pivot Limited excludes all liability in connection with this report and, where liability cannot be excluded, limits its liability, at its election, to the re-supply of the analysis services or the cost of the re-supply of such services.

Report Number: 635054

Sample condition on receipt: Suitable for testing.

The results pertain only to the sample submitted.

This document shall not be reproduced except in full.

Analyses performed on soil dried at 40°C and ground to 2mm or less.

^ NATA accreditation does not cover the performance of this service.

Accredited for compliance with ISO/IEC 17025 - Testing.

This results of the tests, calibrations and/or measurements included in this document are traceable to Australian/International standards.

Nutrient Advantage Laboratory Services

Nutrient Advantage is a trademark of Incitec Pivot Limited

Incitec Pivot Limited - ABN 42 004 080 264

8 South Rd, Werribee Vic 3030

Toll-free: 1800 803 453 Fax: (61 3) 9974 0699

Enquiries: lab.feedback@incitecpivot.com.au

Disclaimer: This analysis report is prepared solely for the client listed above. To the extent permitted by law, Incitec Pivot Limited excludes all liability in connection with this report and, where liability cannot be excluded, limits its liability, at its election, to the re-supply of the analysis services or the cost of the re-supply of such services.

SOIL ANALYSIS REPORT

Report Number: 635055

Sustainable Soils Management P/L
PO Box 130
WARREN
NSW 2824



Report Authorised
Paul Kennelly
Laboratory Manager
NATA Accredited Laboratory
Number: 11958

Sample Number: 022072201	Paddock Name: MT10960100	Date Received: 18-Aug-2020
Test Code: 2017-065		Date of Report: 27-Oct-2020
Purchase Order No: TPG		
Grower Name: SUSTAINABLE SOIL MANAG		

Analyte	Result	Units	Method Code	Analyte Testing Period
2 hour natural aggregate ^	0			21/08/2020 to 21/08/2020
2 hour remoulded aggregate ^	0			21/08/2020 to 21/08/2020
20 hour natural aggregate ^	1			21/08/2020 to 21/08/2020
20 hour remoulded aggregate ^	1			21/08/2020 to 21/08/2020
Available Potassium ^	400	mg/kg	04-026-ICP8	20/08/2020 to 24/08/2020
Calcium % of Cations	45	%	04-026-ICP8	24/08/2020 to 24/08/2020
Emerson Class ^	3			21/08/2020 to 21/08/2020
Grass Tetany Risk Index ^	0.037		04-026-ICP8	20/08/2020 to 24/08/2020
Magnesium % of Cations	46	%	04-026-ICP8	24/08/2020 to 24/08/2020
Potassium % of Cations	3.4	%	04-026-ICP8	24/08/2020 to 24/08/2020
Slaking ^	0			21/08/2020 to 21/08/2020
pH (1:5 CaCl2)	8.1		04-031-PH	20/08/2020 to 24/08/2020
Nitrate Nitrogen	2.1	mg/kg	04-063-FIA3	19/08/2020 to 21/08/2020
Ammonium Nitrogen	0.81	mg/kg	04-063-FIA3	19/08/2020 to 21/08/2020
Potassium (Amm-acet.)	1.0	cmol(+)/kg	04-026-ICP8	20/08/2020 to 24/08/2020
Calcium (Amm-acet.)	13	cmol(+)/kg	04-026-ICP8	20/08/2020 to 24/08/2020
Magnesium (Amm-acet.)	14	cmol(+)/kg	04-026-ICP8	20/08/2020 to 24/08/2020
Sodium (Amm-acet.)	1.6	cmol(+)/kg	04-026-ICP8	20/08/2020 to 24/08/2020
Aluminium (KCl)	<9.0	mg/kg	04-027-ICP9	20/08/2020 to 21/08/2020
Aluminium (KCl)	<0.10	cmol(+)/kg	04-027-ICP9	20/08/2020 to 21/08/2020
Cation Exchange Capacity (Amm-acet.)	29.8	cmol(+)/kg	04-026-ICP8	24/08/2020 to 24/08/2020
Sodium % of cations	5.3	%	04-026-ICP8	24/08/2020 to 24/08/2020
Aluminium % of Cations	<1	%	04-026-ICP8	24/08/2020 to 24/08/2020
Calcium/Magnesium Ratio	0.93		04-026-ICP8	20/08/2020 to 24/08/2020
pH (1:5 Water)	8.8		04-031-PH	20/08/2020 to 24/08/2020
Electrical Conductivity (1:5 water)	0.20	dS/m	04-031-PH	20/08/2020 to 24/08/2020
Chloride	<10	mg/kg	04-063-FIA3	19/08/2020 to 21/08/2020

Nutrient Advantage Laboratory Services

Nutrient Advantage is a trademark of Incitec Pivot Limited
Incitec Pivot Limited - ABN 42 004 080 264
8 South Rd, Werribee Vic 3030
Toll-free: 1800 803 453 Fax: (61 3) 9974 0699
Enquiries: lab.feedback@incitecpivot.com.au

Disclaimer: This analysis report is prepared solely for the client listed above. To the extent permitted by law, Incitec Pivot Limited excludes all liability in connection with this report and, where liability cannot be excluded, limits its liability, at its election, to the re-supply of the analysis services or the cost of the re-supply of such services.

Report Number: 635055

Sample condition on receipt: Suitable for testing.

The results pertain only to the sample submitted.

This document shall not be reproduced except in full.

Analyses performed on soil dried at 40°C and ground to 2mm or less.

^ NATA accreditation does not cover the performance of this service.

Accredited for compliance with ISO/IEC 17025 - Testing.

This results of the tests, calibrations and/or measurements included in this document are traceable to Australian/International standards.

Nutrient Advantage Laboratory Services

Nutrient Advantage is a trademark of Incitec Pivot Limited

Incitec Pivot Limited - ABN 42 004 080 264

8 South Rd, Werribee Vic 3030

Toll-free: 1800 803 453 Fax: (61 3) 9974 0699

Enquiries: lab.feedback@incitecpivot.com.au

Disclaimer: This analysis report is prepared solely for the client listed above. To the extent permitted by law, Incitec Pivot Limited excludes all liability in connection with this report and, where liability cannot be excluded, limits its liability, at its election, to the re-supply of the analysis services or the cost of the re-supply of such services.

SOIL ANALYSIS REPORT

Report Number: 635056

Sustainable Soils Management P/L
PO Box 130
WARREN
NSW 2824



Report Authorised
Paul Kennelly
Laboratory Manager
NATA Accredited Laboratory
Number: 11958

Sample Number: 022071684	Paddock Name: MT11005	Date Received: 18-Aug-2020
Test Code: CT171		Date of Report: 27-Oct-2020
Purchase Order No: TPG		
Grower Name: SUSTAINABLE SOIL MANAG		

Analyte	Result	Units	Method Code	Analyte Testing Period
2 hour natural aggregate ^	0			21/08/2020 to 21/08/2020
2 hour remoulded aggregate ^	2			21/08/2020 to 21/08/2020
20 hour natural aggregate ^	1			21/08/2020 to 21/08/2020
20 hour remoulded aggregate ^	3			21/08/2020 to 21/08/2020
Available Potassium ^	350	mg/kg	04-026-ICP8	20/08/2020 to 24/08/2020
Calcium % of Cations	60	%	04-026-ICP8	24/08/2020 to 24/08/2020
Emerson Class ^	3			21/08/2020 to 21/08/2020
Grass Tetany Risk Index ^	0.25		04-026-ICP8	20/08/2020 to 24/08/2020
Magnesium % of Cations	19	%	04-026-ICP8	24/08/2020 to 24/08/2020
Potassium % of Cations	19	%	04-026-ICP8	24/08/2020 to 24/08/2020
Slaking ^	0			21/08/2020 to 21/08/2020
Soil Colour	Red-brown		04-042-PHYS	25/08/2020 to 25/08/2020
Soil Texture	Clay		04-042-PHYS	25/08/2020 to 25/08/2020
pH (1:5 CaCl2)	5.0		04-031-PH	20/08/2020 to 24/08/2020
Electrical Conductivity (Sat. Ext.) ^	0.2	dS/m	04-054-WCALC	25/08/2020 to 25/08/2020
Active (labile) Carbon ^	165	mg/kg	04-065-ACTIVE_C	21/08/2020 to 25/08/2020
Nitrate Nitrogen	8.0	mg/kg	04-063-FIA3	19/08/2020 to 21/08/2020
Ammonium Nitrogen	0.86	mg/kg	04-063-FIA3	19/08/2020 to 21/08/2020
Total Carbon (combustion)	1.0	%	04-086-TC	20/08/2020 to 20/08/2020
Sulphur (KCl40)	2.6	mg/kg	04-021-ICP2	24/08/2020 to 25/08/2020
Phosphorus (Colwell)	15	mg/kg	04-013-COL_P	19/08/2020 to 21/08/2020
Phosphorus Buffer Index (PBI-Col)	55		04-020-ICP17	21/08/2020 to 21/08/2020
Potassium (Amm-acet.)	0.90	cmol(+)/kg	04-026-ICP8	20/08/2020 to 24/08/2020
Calcium (Amm-acet.)	2.8	cmol(+)/kg	04-026-ICP8	20/08/2020 to 24/08/2020
Magnesium (Amm-acet.)	0.86	cmol(+)/kg	04-026-ICP8	20/08/2020 to 24/08/2020
Sodium (Amm-acet.)	0.089	cmol(+)/kg	04-026-ICP8	20/08/2020 to 24/08/2020
Aluminium (KCl)	<9.0	mg/kg	04-027-ICP9	20/08/2020 to 21/08/2020
Aluminium (KCl)	<0.10	cmol(+)/kg	04-027-ICP9	20/08/2020 to 21/08/2020
Cation Exchange Capacity (Amm-acet.)	4.62	cmol(+)/kg	04-026-ICP8	24/08/2020 to 24/08/2020
Sodium % of cations	1.9	%	04-026-ICP8	24/08/2020 to 24/08/2020

Nutrient Advantage Laboratory Services

Nutrient Advantage is a trademark of Incitec Pivot Limited
Incitec Pivot Limited - ABN 42 004 080 264
8 South Rd, Werribee Vic 3030
Toll-free: 1800 803 453 Fax: (61 3) 9974 0699
Enquiries: lab.feedback@incitecpivot.com.au

Disclaimer: This analysis report is prepared solely for the client listed above. To the extent permitted by law, Incitec Pivot Limited excludes all liability in connection with this report and, where liability cannot be excluded, limits its liability, at its election, to the re-supply of the analysis services or the cost of the re-supply of such services.

SOIL ANALYSIS REPORT

Report Number: 635056

Sample Number: 022071684	Paddock Name: MT11005	Date Received: 18-Aug-2020
Test Code: CT171		Date of Report: 27-Oct-2020
Purchase Order No: TPG		
Grower Name: SUSTAINABLE SOIL MANAG		

Analyte	Result	Units	Method Code	Analyte Testing Period
Aluminium % of Cations	<1	%	04-026-ICP8	24/08/2020 to 24/08/2020
Calcium/Magnesium Ratio	3.3		04-026-ICP8	20/08/2020 to 24/08/2020
pH (1:5 Water)	6.1		04-031-PH	20/08/2020 to 24/08/2020
Electrical Conductivity (1:5 water)	0.04	dS/m	04-031-PH	20/08/2020 to 24/08/2020
Chloride	<10	mg/kg	04-063-FIA3	19/08/2020 to 21/08/2020
Copper (DTPA)	0.94	mg/kg	04-024-ICP6	21/08/2020 to 24/08/2020
Zinc (DTPA)	0.25	mg/kg	04-024-ICP6	21/08/2020 to 24/08/2020
Manganese (DTPA)	27	mg/kg	04-024-ICP6	21/08/2020 to 24/08/2020
Iron (DTPA)	33	mg/kg	04-024-ICP6	21/08/2020 to 24/08/2020
Boron (Hot CaCl2)	0.60	mg/kg	04-025-ICP7	21/08/2020 to 24/08/2020
Phosphorus Environmental Risk Index ^	0.27		04-020-ICP17	21/08/2020 to 21/08/2020

Sample condition on receipt: Suitable for testing.

The results pertain only to the sample submitted.

This document shall not be reproduced except in full.

Analyses performed on soil dried at 40°C and ground to 2mm or less.

^ NATA accreditation does not cover the performance of this service.

Accredited for compliance with ISO/IEC 17025 - Testing.

This results of the tests, calibrations and/or measurements included in this document are traceable to Australian/International standards.

Nutrient Advantage Laboratory Services

Nutrient Advantage is a trademark of Incitec Pivot Limited
Incitec Pivot Limited - ABN 42 004 080 264
8 South Rd, Werribee Vic 3030
Toll-free: 1800 803 453 Fax: (61 3) 9974 0699
Enquiries: lab.feedback@incitecpivot.com.au

Disclaimer: This analysis report is prepared solely for the client listed above. To the extent permitted by law, Incitec Pivot Limited excludes all liability in connection with this report and, where liability cannot be excluded, limits its liability, at its election, to the re-supply of the analysis services or the cost of the re-supply of such services.

SOIL ANALYSIS REPORT

Report Number: 635057

Sustainable Soils Management P/L
PO Box 130
WARREN
NSW 2824



Report Authorised
Paul Kennelly
Laboratory Manager
NATA Accredited Laboratory
Number: 11958

Sample Number: 022071683	Paddock Name: MT110515	Date Received: 18-Aug-2020
Test Code: CT171		Date of Report: 27-Oct-2020
Purchase Order No: TPG		
Grower Name: SUSTAINABLE SOIL MANAG		

Analyte	Result	Units	Method Code	Analyte Testing Period
2 hour natural aggregate ^	0			21/08/2020 to 21/08/2020
2 hour remoulded aggregate ^	0			21/08/2020 to 21/08/2020
20 hour natural aggregate ^	1			21/08/2020 to 21/08/2020
20 hour remoulded aggregate ^	1			21/08/2020 to 21/08/2020
Available Potassium ^	220	mg/kg	04-026-ICP8	20/08/2020 to 24/08/2020
Calcium % of Cations	62	%	04-026-ICP8	24/08/2020 to 24/08/2020
Emerson Class ^	3			21/08/2020 to 21/08/2020
Grass Tetany Risk Index ^	0.14		04-026-ICP8	20/08/2020 to 24/08/2020
Magnesium % of Cations	24	%	04-026-ICP8	24/08/2020 to 24/08/2020
Potassium % of Cations	13	%	04-026-ICP8	24/08/2020 to 24/08/2020
Slaking ^	0			21/08/2020 to 21/08/2020
Soil Colour	Red-brown		04-042-PHYS	25/08/2020 to 25/08/2020
Soil Texture	Clay		04-042-PHYS	25/08/2020 to 25/08/2020
pH (1:5 CaCl2)	4.8		04-031-PH	20/08/2020 to 24/08/2020
Electrical Conductivity (Sat. Ext.) ^	0.1	dS/m	04-054-WCALC	25/08/2020 to 25/08/2020
Active (labile) Carbon ^	93.6	mg/kg	04-065-ACTIVE_C	21/08/2020 to 25/08/2020
Nitrate Nitrogen	2.2	mg/kg	04-063-FIA3	19/08/2020 to 21/08/2020
Ammonium Nitrogen	0.62	mg/kg	04-063-FIA3	19/08/2020 to 21/08/2020
Total Carbon (combustion)	0.74	%	04-086-TC	20/08/2020 to 20/08/2020
Sulphur (KCl40)	<1.0	mg/kg	04-021-ICP2	24/08/2020 to 25/08/2020
Phosphorus (Colwell)	<5.0	mg/kg	04-013-COL_P	19/08/2020 to 21/08/2020
Phosphorus Buffer Index (PBI-Col)	71		04-020-ICP17	21/08/2020 to 21/08/2020
Potassium (Amm-acet.)	0.55	cmol(+)/kg	04-026-ICP8	20/08/2020 to 24/08/2020
Calcium (Amm-acet.)	2.7	cmol(+)/kg	04-026-ICP8	20/08/2020 to 24/08/2020
Magnesium (Amm-acet.)	1.1	cmol(+)/kg	04-026-ICP8	20/08/2020 to 24/08/2020
Sodium (Amm-acet.)	0.066	cmol(+)/kg	04-026-ICP8	20/08/2020 to 24/08/2020
Aluminium (KCl)	<9.0	mg/kg	04-027-ICP9	20/08/2020 to 21/08/2020
Aluminium (KCl)	<0.10	cmol(+)/kg	04-027-ICP9	20/08/2020 to 21/08/2020
Cation Exchange Capacity (Amm-acet.)	4.37	cmol(+)/kg	04-026-ICP8	24/08/2020 to 24/08/2020
Sodium % of cations	1.5	%	04-026-ICP8	24/08/2020 to 24/08/2020

Nutrient Advantage Laboratory Services

Nutrient Advantage is a trademark of Incitec Pivot Limited
Incitec Pivot Limited - ABN 42 004 080 264
8 South Rd, Werribee Vic 3030
Toll-free: 1800 803 453 Fax: (61 3) 9974 0699
Enquiries: lab.feedback@incitecpivot.com.au

Disclaimer: This analysis report is prepared solely for the client listed above. To the extent permitted by law, Incitec Pivot Limited excludes all liability in connection with this report and, where liability cannot be excluded, limits its liability, at its election, to the re-supply of the analysis services or the cost of the re-supply of such services.

SOIL ANALYSIS REPORT

Report Number: 635057

Sample Number: 022071683	Paddock Name: MT110515	Date Received: 18-Aug-2020
Test Code: CT171		Date of Report: 27-Oct-2020
Purchase Order No: TPG		
Grower Name: SUSTAINABLE SOIL MANAG		

Analyte	Result	Units	Method Code	Analyte Testing Period
Aluminium % of Cations	<1	%	04-026-ICP8	24/08/2020 to 24/08/2020
Calcium/Magnesium Ratio	2.5		04-026-ICP8	20/08/2020 to 24/08/2020
pH (1:5 Water)	6.2		04-031-PH	20/08/2020 to 24/08/2020
Electrical Conductivity (1:5 water)	0.02	dS/m	04-031-PH	20/08/2020 to 24/08/2020
Chloride	<10	mg/kg	04-063-FIA3	19/08/2020 to 21/08/2020
Copper (DTPA)	1.2	mg/kg	04-024-ICP6	21/08/2020 to 24/08/2020
Zinc (DTPA)	0.049	mg/kg	04-024-ICP6	21/08/2020 to 24/08/2020
Manganese (DTPA)	26	mg/kg	04-024-ICP6	21/08/2020 to 24/08/2020
Iron (DTPA)	21	mg/kg	04-024-ICP6	21/08/2020 to 24/08/2020
Boron (Hot CaCl ₂)	0.61	mg/kg	04-025-ICP7	21/08/2020 to 24/08/2020
Phosphorus Environmental Risk Index ^	0.07		04-020-ICP17	21/08/2020 to 21/08/2020

Sample condition on receipt: Suitable for testing.

The results pertain only to the sample submitted.

This document shall not be reproduced except in full.

Analyses performed on soil dried at 40°C and ground to 2mm or less.

^ NATA accreditation does not cover the performance of this service.

Accredited for compliance with ISO/IEC 17025 - Testing.

This results of the tests, calibrations and/or measurements included in this document are traceable to Australian/International standards.

Nutrient Advantage Laboratory Services

Nutrient Advantage is a trademark of Incitec Pivot Limited
Incitec Pivot Limited - ABN 42 004 080 264
8 South Rd, Werribee Vic 3030
Toll-free: 1800 803 453 Fax: (61 3) 9974 0699
Enquiries: lab.feedback@incitecpivot.com.au

Disclaimer: This analysis report is prepared solely for the client listed above. To the extent permitted by law, Incitec Pivot Limited excludes all liability in connection with this report and, where liability cannot be excluded, limits its liability, at its election, to the re-supply of the analysis services or the cost of the re-supply of such services.

SOIL ANALYSIS REPORT

Report Number: 635058

Sustainable Soils Management P/L
PO Box 130
WARREN
NSW 2824



Report Authorised
Paul Kennelly
Laboratory Manager
NATA Accredited Laboratory
Number: 11958

Sample Number: 022071682	Paddock Name: MT1101530	Date Received: 18-Aug-2020
Test Code: CT173		Date of Report: 27-Oct-2020
Purchase Order No: TPG		
Grower Name: SUSTAINABLE SOIL MANAG		

Analyte	Result	Units	Method Code	Analyte Testing Period
2 hour natural aggregate ^	4			21/08/2020 to 21/08/2020
2 hour remoulded aggregate ^	4			21/08/2020 to 21/08/2020
20 hour natural aggregate ^	4			21/08/2020 to 21/08/2020
20 hour remoulded aggregate ^	4			21/08/2020 to 21/08/2020
Available Potassium ^	150	mg/kg	04-026-ICP8	20/08/2020 to 24/08/2020
Calcium % of Cations	48	%	04-026-ICP8	24/08/2020 to 24/08/2020
Emerson Class ^	1			21/08/2020 to 21/08/2020
Grass Tetany Risk Index ^	0.090		04-026-ICP8	20/08/2020 to 24/08/2020
Magnesium % of Cations	39	%	04-026-ICP8	24/08/2020 to 24/08/2020
Potassium % of Cations	7.8	%	04-026-ICP8	24/08/2020 to 24/08/2020
Slaking ^	0			21/08/2020 to 21/08/2020
pH (1:5 CaCl2)	5.4		04-031-PH	20/08/2020 to 24/08/2020
Active (labile) Carbon ^	70.5	mg/kg	04-065-ACTIVE_C	21/08/2020 to 25/08/2020
Nitrate Nitrogen	1.4	mg/kg	04-063-FIA3	19/08/2020 to 21/08/2020
Ammonium Nitrogen	<0.60	mg/kg	04-063-FIA3	19/08/2020 to 21/08/2020
Total Carbon (combustion)	0.48	%	04-086-TC	20/08/2020 to 20/08/2020
Potassium (Amm-acet.)	0.38	cmol(+)/kg	04-026-ICP8	20/08/2020 to 24/08/2020
Calcium (Amm-acet.)	2.3	cmol(+)/kg	04-026-ICP8	20/08/2020 to 24/08/2020
Magnesium (Amm-acet.)	1.9	cmol(+)/kg	04-026-ICP8	20/08/2020 to 24/08/2020
Sodium (Amm-acet.)	0.26	cmol(+)/kg	04-026-ICP8	20/08/2020 to 24/08/2020
Aluminium (KCl)	<9.0	mg/kg	04-027-ICP9	20/08/2020 to 21/08/2020
Aluminium (KCl)	<0.10	cmol(+)/kg	04-027-ICP9	20/08/2020 to 21/08/2020
Cation Exchange Capacity (Amm-acet.)	4.81	cmol(+)/kg	04-026-ICP8	24/08/2020 to 24/08/2020
Sodium % of cations	5.3	%	04-026-ICP8	24/08/2020 to 24/08/2020
Aluminium % of Cations	<1	%	04-026-ICP8	24/08/2020 to 24/08/2020
Calcium/Magnesium Ratio	1.2		04-026-ICP8	20/08/2020 to 24/08/2020
pH (1:5 Water)	7.1		04-031-PH	20/08/2020 to 24/08/2020
Electrical Conductivity (1:5 water)	0.02	dS/m	04-031-PH	20/08/2020 to 24/08/2020
Chloride	<10	mg/kg	04-063-FIA3	19/08/2020 to 21/08/2020

Nutrient Advantage Laboratory Services

Nutrient Advantage is a trademark of Incitec Pivot Limited
Incitec Pivot Limited - ABN 42 004 080 264
8 South Rd, Werribee Vic 3030
Toll-free: 1800 803 453 Fax: (61 3) 9974 0699
Enquiries: lab.feedback@incitecpivot.com.au

Disclaimer: This analysis report is prepared solely for the client listed above. To the extent permitted by law, Incitec Pivot Limited excludes all liability in connection with this report and, where liability cannot be excluded, limits its liability, at its election, to the re-supply of the analysis services or the cost of the re-supply of such services.

Report Number: 635058

Sample condition on receipt: Suitable for testing.

The results pertain only to the sample submitted.

This document shall not be reproduced except in full.

Analyses performed on soil dried at 40°C and ground to 2mm or less.

^ NATA accreditation does not cover the performance of this service.

Accredited for compliance with ISO/IEC 17025 - Testing.

This results of the tests, calibrations and/or measurements included in this document are traceable to Australian/International standards.

Nutrient Advantage Laboratory Services

Nutrient Advantage is a trademark of Incitec Pivot Limited

Incitec Pivot Limited - ABN 42 004 080 264

8 South Rd, Werribee Vic 3030

Toll-free: 1800 803 453 Fax: (61 3) 9974 0699

Enquiries: lab.feedback@incitecpivot.com.au

Disclaimer: This analysis report is prepared solely for the client listed above. To the extent permitted by law, Incitec Pivot Limited excludes all liability in connection with this report and, where liability cannot be excluded, limits its liability, at its election, to the re-supply of the analysis services or the cost of the re-supply of such services.

SOIL ANALYSIS REPORT

Report Number: 635059

Sustainable Soils Management P/L
PO Box 130
WARREN
NSW 2824



Report Authorised
Paul Kennelly
Laboratory Manager
NATA Accredited Laboratory
Number: 11958

Sample Number: 022071681	Paddock Name: MT1103060	Date Received: 18-Aug-2020
Test Code: 2017-065		Date of Report: 27-Oct-2020
Purchase Order No: TPG		
Grower Name: SUSTAINABLE SOIL MANAG		

Analyte	Result	Units	Method Code	Analyte Testing Period
2 hour natural aggregate ^	3			21/08/2020 to 21/08/2020
2 hour remoulded aggregate ^	4			21/08/2020 to 21/08/2020
20 hour natural aggregate ^	3			21/08/2020 to 21/08/2020
20 hour remoulded aggregate ^	4			21/08/2020 to 21/08/2020
Available Potassium ^	330	mg/kg	04-026-ICP8	20/08/2020 to 24/08/2020
Calcium % of Cations	33	%	04-026-ICP8	24/08/2020 to 24/08/2020
Emerson Class ^	2			21/08/2020 to 21/08/2020
Grass Tetany Risk Index ^	0.090		04-026-ICP8	20/08/2020 to 24/08/2020
Magnesium % of Cations	51	%	04-026-ICP8	24/08/2020 to 24/08/2020
Potassium % of Cations	7.6	%	04-026-ICP8	24/08/2020 to 24/08/2020
Slaking ^	0			21/08/2020 to 21/08/2020
pH (1:5 CaCl2)	6.9		04-031-PH	20/08/2020 to 24/08/2020
Nitrate Nitrogen	1.1	mg/kg	04-063-FIA3	19/08/2020 to 21/08/2020
Ammonium Nitrogen	<0.60	mg/kg	04-063-FIA3	19/08/2020 to 21/08/2020
Potassium (Amm-acet.)	0.85	cmol(+)/kg	04-026-ICP8	20/08/2020 to 24/08/2020
Calcium (Amm-acet.)	3.7	cmol(+)/kg	04-026-ICP8	20/08/2020 to 24/08/2020
Magnesium (Amm-acet.)	5.7	cmol(+)/kg	04-026-ICP8	20/08/2020 to 24/08/2020
Sodium (Amm-acet.)	0.93	cmol(+)/kg	04-026-ICP8	20/08/2020 to 24/08/2020
Aluminium (KCl)	<9.0	mg/kg	04-027-ICP9	20/08/2020 to 21/08/2020
Aluminium (KCl)	<0.10	cmol(+)/kg	04-027-ICP9	20/08/2020 to 21/08/2020
Cation Exchange Capacity (Amm-acet.)	11.1	cmol(+)/kg	04-026-ICP8	24/08/2020 to 24/08/2020
Sodium % of cations	8.4	%	04-026-ICP8	24/08/2020 to 24/08/2020
Aluminium % of Cations	<1	%	04-026-ICP8	24/08/2020 to 24/08/2020
Calcium/Magnesium Ratio	0.65		04-026-ICP8	20/08/2020 to 24/08/2020
pH (1:5 Water)	8.5		04-031-PH	20/08/2020 to 24/08/2020
Electrical Conductivity (1:5 water)	0.04	dS/m	04-031-PH	20/08/2020 to 24/08/2020
Chloride	<10	mg/kg	04-063-FIA3	19/08/2020 to 21/08/2020

Nutrient Advantage Laboratory Services

Nutrient Advantage is a trademark of Incitec Pivot Limited
Incitec Pivot Limited - ABN 42 004 080 264
8 South Rd, Werribee Vic 3030
Toll-free: 1800 803 453 Fax: (61 3) 9974 0699
Enquiries: lab.feedback@incitecpivot.com.au

Disclaimer: This analysis report is prepared solely for the client listed above. To the extent permitted by law, Incitec Pivot Limited excludes all liability in connection with this report and, where liability cannot be excluded, limits its liability, at its election, to the re-supply of the analysis services or the cost of the re-supply of such services.

Report Number: 635059

Sample condition on receipt: Suitable for testing.

The results pertain only to the sample submitted.

This document shall not be reproduced except in full.

Analyses performed on soil dried at 40°C and ground to 2mm or less.

^ NATA accreditation does not cover the performance of this service.

Accredited for compliance with ISO/IEC 17025 - Testing.

This results of the tests, calibrations and/or measurements included in this document are traceable to Australian/International standards.

Nutrient Advantage Laboratory Services

Nutrient Advantage is a trademark of Incitec Pivot Limited

Incitec Pivot Limited - ABN 42 004 080 264

8 South Rd, Werribee Vic 3030

Toll-free: 1800 803 453 Fax: (61 3) 9974 0699

Enquiries: lab.feedback@incitecpivot.com.au

Disclaimer: This analysis report is prepared solely for the client listed above. To the extent permitted by law, Incitec Pivot Limited excludes all liability in connection with this report and, where liability cannot be excluded, limits its liability, at its election, to the re-supply of the analysis services or the cost of the re-supply of such services.

SOIL ANALYSIS REPORT

Report Number: 635060

Sustainable Soils Management P/L
PO Box 130
WARREN
NSW 2824



Report Authorised
Paul Kennelly
Laboratory Manager
NATA Accredited Laboratory
Number: 11958

Sample Number: 022071680	Paddock Name: MT11060100	Date Received: 18-Aug-2020
Test Code: 2017-065		Date of Report: 27-Oct-2020
Purchase Order No: TPG		
Grower Name: SUSTAINABLE SOIL MANAG		

Analyte	Result	Units	Method Code	Analyte Testing Period
2 hour natural aggregate ^	1			21/08/2020 to 21/08/2020
2 hour remoulded aggregate ^	4			21/08/2020 to 21/08/2020
20 hour natural aggregate ^	1			21/08/2020 to 21/08/2020
20 hour remoulded aggregate ^	4			21/08/2020 to 21/08/2020
Available Potassium ^	410	mg/kg	04-026-ICP8	20/08/2020 to 24/08/2020
Calcium % of Cations	38	%	04-026-ICP8	24/08/2020 to 24/08/2020
Emerson Class ^	2			21/08/2020 to 21/08/2020
Grass Tetany Risk Index ^	0.10		04-026-ICP8	20/08/2020 to 24/08/2020
Magnesium % of Cations	44	%	04-026-ICP8	24/08/2020 to 24/08/2020
Potassium % of Cations	7.9	%	04-026-ICP8	24/08/2020 to 24/08/2020
Slaking ^	0			21/08/2020 to 21/08/2020
pH (1:5 CaCl2)	8.3		04-031-PH	20/08/2020 to 24/08/2020
Nitrate Nitrogen	1.1	mg/kg	04-063-FIA3	19/08/2020 to 21/08/2020
Ammonium Nitrogen	<0.60	mg/kg	04-063-FIA3	19/08/2020 to 21/08/2020
Potassium (Amm-acet.)	1.1	cmol(+)/kg	04-026-ICP8	20/08/2020 to 24/08/2020
Calcium (Amm-acet.)	5.1	cmol(+)/kg	04-026-ICP8	20/08/2020 to 24/08/2020
Magnesium (Amm-acet.)	5.9	cmol(+)/kg	04-026-ICP8	20/08/2020 to 24/08/2020
Sodium (Amm-acet.)	1.3	cmol(+)/kg	04-026-ICP8	20/08/2020 to 24/08/2020
Aluminium (KCl)	<9.0	mg/kg	04-027-ICP9	20/08/2020 to 21/08/2020
Aluminium (KCl)	<0.10	cmol(+)/kg	04-027-ICP9	20/08/2020 to 21/08/2020
Cation Exchange Capacity (Amm-acet.)	13.3	cmol(+)/kg	04-026-ICP8	24/08/2020 to 24/08/2020
Sodium % of cations	9.6	%	04-026-ICP8	24/08/2020 to 24/08/2020
Aluminium % of Cations	<1	%	04-026-ICP8	24/08/2020 to 24/08/2020
Calcium/Magnesium Ratio	0.86		04-026-ICP8	20/08/2020 to 24/08/2020
pH (1:5 Water)	9.3		04-031-PH	20/08/2020 to 24/08/2020
Electrical Conductivity (1:5 water)	0.15	dS/m	04-031-PH	20/08/2020 to 24/08/2020
Chloride	<10	mg/kg	04-063-FIA3	19/08/2020 to 21/08/2020

Nutrient Advantage Laboratory Services

Nutrient Advantage is a trademark of Incitec Pivot Limited
Incitec Pivot Limited - ABN 42 004 080 264
8 South Rd, Werribee Vic 3030
Toll-free: 1800 803 453 Fax: (61 3) 9974 0699
Enquiries: lab.feedback@incitecpivot.com.au

Disclaimer: This analysis report is prepared solely for the client listed above. To the extent permitted by law, Incitec Pivot Limited excludes all liability in connection with this report and, where liability cannot be excluded, limits its liability, at its election, to the re-supply of the analysis services or the cost of the re-supply of such services.

Report Number: 635060

Sample condition on receipt: Suitable for testing.

The results pertain only to the sample submitted.

This document shall not be reproduced except in full.

Analyses performed on soil dried at 40°C and ground to 2mm or less.

^ NATA accreditation does not cover the performance of this service.

Accredited for compliance with ISO/IEC 17025 - Testing.

This results of the tests, calibrations and/or measurements included in this document are traceable to Australian/International standards.

Nutrient Advantage Laboratory Services

Nutrient Advantage is a trademark of Incitec Pivot Limited

Incitec Pivot Limited - ABN 42 004 080 264

8 South Rd, Werribee Vic 3030

Toll-free: 1800 803 453 Fax: (61 3) 9974 0699

Enquiries: lab.feedback@incitecpivot.com.au

Disclaimer: This analysis report is prepared solely for the client listed above. To the extent permitted by law, Incitec Pivot Limited excludes all liability in connection with this report and, where liability cannot be excluded, limits its liability, at its election, to the re-supply of the analysis services or the cost of the re-supply of such services.

SOIL ANALYSIS REPORT

Report Number: 635061

Sustainable Soils Management P/L
PO Box 130
WARREN
NSW 2824



Report Authorised
Paul Kennelly
Laboratory Manager
NATA Accredited Laboratory
Number: 11958

Sample Number: 022071678	Paddock Name: MT11105	Date Received: 18-Aug-2020
Test Code: CT171		Date of Report: 27-Oct-2020
Purchase Order No: TPG		
Grower Name: SUSTAINABLE SOIL MANAG		

Analyte	Result	Units	Method Code	Analyte Testing Period
2 hour natural aggregate ^	0			21/08/2020 to 21/08/2020
2 hour remoulded aggregate ^	3			21/08/2020 to 21/08/2020
20 hour natural aggregate ^	1			21/08/2020 to 21/08/2020
20 hour remoulded aggregate ^	4			21/08/2020 to 21/08/2020
Available Potassium ^	380	mg/kg	04-026-ICP8	20/08/2020 to 24/08/2020
Calcium % of Cations	54	%	04-026-ICP8	24/08/2020 to 24/08/2020
Emerson Class ^	3			21/08/2020 to 21/08/2020
Grass Tetany Risk Index ^	0.24		04-026-ICP8	20/08/2020 to 24/08/2020
Magnesium % of Cations	25	%	04-026-ICP8	24/08/2020 to 24/08/2020
Potassium % of Cations	19	%	04-026-ICP8	24/08/2020 to 24/08/2020
Slaking ^	0			21/08/2020 to 21/08/2020
Soil Colour	Brown		04-042-PHYS	25/08/2020 to 25/08/2020
Soil Texture	Clay		04-042-PHYS	25/08/2020 to 25/08/2020
pH (1:5 CaCl2)	4.9		04-031-PH	20/08/2020 to 24/08/2020
Electrical Conductivity (Sat. Ext.) ^	0.2	dS/m	04-054-WCALC	25/08/2020 to 25/08/2020
Active (labile) Carbon ^	201	mg/kg	04-065-ACTIVE_C	21/08/2020 to 25/08/2020
Nitrate Nitrogen	12	mg/kg	04-063-FIA3	19/08/2020 to 21/08/2020
Ammonium Nitrogen	1.7	mg/kg	04-063-FIA3	19/08/2020 to 21/08/2020
Total Carbon (combustion)	1.2	%	04-086-TC	20/08/2020 to 20/08/2020
Sulphur (KCl40)	2.0	mg/kg	04-021-ICP2	24/08/2020 to 25/08/2020
Phosphorus (Colwell)	11	mg/kg	04-013-COL_P	19/08/2020 to 21/08/2020
Phosphorus Buffer Index (PBI-Col)	63		04-020-ICP17	21/08/2020 to 21/08/2020
Potassium (Amm-acet.)	0.97	cmol(+)/kg	04-026-ICP8	20/08/2020 to 24/08/2020
Calcium (Amm-acet.)	2.7	cmol(+)/kg	04-026-ICP8	20/08/2020 to 24/08/2020
Magnesium (Amm-acet.)	1.3	cmol(+)/kg	04-026-ICP8	20/08/2020 to 24/08/2020
Sodium (Amm-acet.)	0.060	cmol(+)/kg	04-026-ICP8	20/08/2020 to 24/08/2020
Aluminium (KCl)	<9.0	mg/kg	04-027-ICP9	20/08/2020 to 21/08/2020
Aluminium (KCl)	<0.10	cmol(+)/kg	04-027-ICP9	20/08/2020 to 21/08/2020
Cation Exchange Capacity (Amm-acet.)	4.99	cmol(+)/kg	04-026-ICP8	24/08/2020 to 24/08/2020
Sodium % of cations	1.2	%	04-026-ICP8	24/08/2020 to 24/08/2020

Nutrient Advantage Laboratory Services

Nutrient Advantage is a trademark of Incitec Pivot Limited
Incitec Pivot Limited - ABN 42 004 080 264
8 South Rd, Werribee Vic 3030
Toll-free: 1800 803 453 Fax: (61 3) 9974 0699
Enquiries: lab.feedback@incitecpivot.com.au

Disclaimer: This analysis report is prepared solely for the client listed above. To the extent permitted by law, Incitec Pivot Limited excludes all liability in connection with this report and, where liability cannot be excluded, limits its liability, at its election, to the re-supply of the analysis services or the cost of the re-supply of such services.

SOIL ANALYSIS REPORT

Report Number: 635061

Sample Number: 022071678	Paddock Name: MT11105	Date Received: 18-Aug-2020
Test Code: CT171		Date of Report: 27-Oct-2020
Purchase Order No: TPG		
Grower Name: SUSTAINABLE SOIL MANAG		

Analyte	Result	Units	Method Code	Analyte Testing Period
Aluminium % of Cations	<1	%	04-026-ICP8	24/08/2020 to 24/08/2020
Calcium/Magnesium Ratio	2.1		04-026-ICP8	20/08/2020 to 24/08/2020
pH (1:5 Water)	6.1		04-031-PH	20/08/2020 to 24/08/2020
Electrical Conductivity (1:5 water)	0.04	dS/m	04-031-PH	20/08/2020 to 24/08/2020
Chloride	<10	mg/kg	04-063-FIA3	19/08/2020 to 21/08/2020
Copper (DTPA)	0.60	mg/kg	04-024-ICP6	21/08/2020 to 24/08/2020
Zinc (DTPA)	0.28	mg/kg	04-024-ICP6	21/08/2020 to 24/08/2020
Manganese (DTPA)	28	mg/kg	04-024-ICP6	21/08/2020 to 24/08/2020
Iron (DTPA)	44	mg/kg	04-024-ICP6	21/08/2020 to 24/08/2020
Boron (Hot CaCl2)	0.71	mg/kg	04-025-ICP7	21/08/2020 to 24/08/2020
Phosphorus Environmental Risk Index ^	0.17		04-020-ICP17	21/08/2020 to 21/08/2020

Sample condition on receipt: Suitable for testing.

The results pertain only to the sample submitted.

This document shall not be reproduced except in full.

Analyses performed on soil dried at 40°C and ground to 2mm or less.

^ NATA accreditation does not cover the performance of this service.

Accredited for compliance with ISO/IEC 17025 - Testing.

This results of the tests, calibrations and/or measurements included in this document are traceable to Australian/International standards.

Nutrient Advantage Laboratory Services

Nutrient Advantage is a trademark of Incitec Pivot Limited
Incitec Pivot Limited - ABN 42 004 080 264
8 South Rd, Werribee Vic 3030
Toll-free: 1800 803 453 Fax: (61 3) 9974 0699
Enquiries: lab.feedback@incitecpivot.com.au

Disclaimer: This analysis report is prepared solely for the client listed above. To the extent permitted by law, Incitec Pivot Limited excludes all liability in connection with this report and, where liability cannot be excluded, limits its liability, at its election, to the re-supply of the analysis services or the cost of the re-supply of such services.

SOIL ANALYSIS REPORT

Report Number: 635062

Sustainable Soils Management P/L
PO Box 130
WARREN
NSW 2824



Report Authorised
Paul Kennelly
Laboratory Manager
NATA Accredited Laboratory
Number: 11958

Sample Number: 022071677	Paddock Name: MT111515	Date Received: 18-Aug-2020
Test Code: CT171		Date of Report: 27-Oct-2020
Purchase Order No: TPG		
Grower Name: SUSTAINABLE SOIL MANAG		

Analyte	Result	Units	Method Code	Analyte Testing Period
2 hour natural aggregate ^	2			21/08/2020 to 21/08/2020
2 hour remoulded aggregate ^	4			21/08/2020 to 21/08/2020
20 hour natural aggregate ^	2			21/08/2020 to 21/08/2020
20 hour remoulded aggregate ^	4			21/08/2020 to 21/08/2020
Available Potassium ^	250	mg/kg	04-026-ICP8	20/08/2020 to 24/08/2020
Calcium % of Cations	56	%	04-026-ICP8	24/08/2020 to 24/08/2020
Emerson Class ^	2			21/08/2020 to 21/08/2020
Grass Tetany Risk Index ^	0.079		04-026-ICP8	20/08/2020 to 24/08/2020
Magnesium % of Cations	35	%	04-026-ICP8	24/08/2020 to 24/08/2020
Potassium % of Cations	7.1	%	04-026-ICP8	24/08/2020 to 24/08/2020
Slaking ^	0			21/08/2020 to 21/08/2020
Soil Colour	Red-brown		04-042-PHYS	25/08/2020 to 25/08/2020
Soil Texture	Clay		04-042-PHYS	25/08/2020 to 25/08/2020
pH (1:5 CaCl2)	5.9		04-031-PH	20/08/2020 to 24/08/2020
Electrical Conductivity (Sat. Ext.) ^	0.1	dS/m	04-054-WCALC	25/08/2020 to 25/08/2020
Active (labile) Carbon ^	84.2	mg/kg	04-065-ACTIVE_C	21/08/2020 to 25/08/2020
Nitrate Nitrogen	0.54	mg/kg	04-063-FIA3	19/08/2020 to 21/08/2020
Ammonium Nitrogen	<0.60	mg/kg	04-063-FIA3	19/08/2020 to 21/08/2020
Total Carbon (combustion)	0.44	%	04-086-TC	20/08/2020 to 20/08/2020
Sulphur (KCl40)	1.0	mg/kg	04-021-ICP2	24/08/2020 to 25/08/2020
Phosphorus (Colwell)	<5.0	mg/kg	04-013-COL_P	19/08/2020 to 21/08/2020
Phosphorus Buffer Index (PBI-Col)	62		04-020-ICP17	21/08/2020 to 21/08/2020
Potassium (Amm-acet.)	0.64	cmol(+)/kg	04-026-ICP8	20/08/2020 to 24/08/2020
Calcium (Amm-acet.)	5.0	cmol(+)/kg	04-026-ICP8	20/08/2020 to 24/08/2020
Magnesium (Amm-acet.)	3.1	cmol(+)/kg	04-026-ICP8	20/08/2020 to 24/08/2020
Sodium (Amm-acet.)	0.15	cmol(+)/kg	04-026-ICP8	20/08/2020 to 24/08/2020
Aluminium (KCl)	<9.0	mg/kg	04-027-ICP9	20/08/2020 to 21/08/2020
Aluminium (KCl)	<0.10	cmol(+)/kg	04-027-ICP9	20/08/2020 to 21/08/2020
Cation Exchange Capacity (Amm-acet.)	8.95	cmol(+)/kg	04-026-ICP8	24/08/2020 to 24/08/2020
Sodium % of cations	1.7	%	04-026-ICP8	24/08/2020 to 24/08/2020

Nutrient Advantage Laboratory Services

Nutrient Advantage is a trademark of Incitec Pivot Limited
Incitec Pivot Limited - ABN 42 004 080 264
8 South Rd, Werribee Vic 3030
Toll-free: 1800 803 453 Fax: (61 3) 9974 0699
Enquiries: lab.feedback@incitecpivot.com.au

Disclaimer: This analysis report is prepared solely for the client listed above. To the extent permitted by law, Incitec Pivot Limited excludes all liability in connection with this report and, where liability cannot be excluded, limits its liability, at its election, to the re-supply of the analysis services or the cost of the re-supply of such services.

SOIL ANALYSIS REPORT

Report Number: 635062

Sample Number: 022071677	Paddock Name: MT111515	Date Received: 18-Aug-2020
Test Code: CT171		Date of Report: 27-Oct-2020
Purchase Order No: TPG		
Grower Name: SUSTAINABLE SOIL MANAG		

Analyte	Result	Units	Method Code	Analyte Testing Period
Aluminium % of Cations	<1	%	04-026-ICP8	24/08/2020 to 24/08/2020
Calcium/Magnesium Ratio	1.6		04-026-ICP8	20/08/2020 to 24/08/2020
pH (1:5 Water)	7.2		04-031-PH	20/08/2020 to 24/08/2020
Electrical Conductivity (1:5 water)	0.02	dS/m	04-031-PH	20/08/2020 to 24/08/2020
Chloride	<10	mg/kg	04-063-FIA3	19/08/2020 to 21/08/2020
Copper (DTPA)	0.62	mg/kg	04-024-ICP6	21/08/2020 to 24/08/2020
Zinc (DTPA)	0.032	mg/kg	04-024-ICP6	21/08/2020 to 24/08/2020
Manganese (DTPA)	8.6	mg/kg	04-024-ICP6	21/08/2020 to 24/08/2020
Iron (DTPA)	18	mg/kg	04-024-ICP6	21/08/2020 to 24/08/2020
Boron (Hot CaCl2)	0.76	mg/kg	04-025-ICP7	21/08/2020 to 24/08/2020
Phosphorus Environmental Risk Index ^	0.08		04-020-ICP17	21/08/2020 to 21/08/2020

Sample condition on receipt: Suitable for testing.

The results pertain only to the sample submitted.

This document shall not be reproduced except in full.

Analyses performed on soil dried at 40°C and ground to 2mm or less.

^ NATA accreditation does not cover the performance of this service.

Accredited for compliance with ISO/IEC 17025 - Testing.

This results of the tests, calibrations and/or measurements included in this document are traceable to Australian/International standards.

Nutrient Advantage Laboratory Services

Nutrient Advantage is a trademark of Incitec Pivot Limited
 Incitec Pivot Limited - ABN 42 004 080 264
 8 South Rd, Werribee Vic 3030
 Toll-free: 1800 803 453 Fax: (61 3) 9974 0699
 Enquiries: lab.feedback@incitecpivot.com.au

Disclaimer: This analysis report is prepared solely for the client listed above. To the extent permitted by law, Incitec Pivot Limited excludes all liability in connection with this report and, where liability cannot be excluded, limits its liability, at its election, to the re-supply of the analysis services or the cost of the re-supply of such services.

SOIL ANALYSIS REPORT

Report Number: 635063

Sustainable Soils Management P/L
PO Box 130
WARREN
NSW 2824



Report Authorised
Paul Kennelly
Laboratory Manager
NATA Accredited Laboratory
Number: 11958

Sample Number: 022071676	Paddock Name: MT1111530	Date Received: 18-Aug-2020
Test Code: CT173		Date of Report: 27-Oct-2020
Purchase Order No: TPG		
Grower Name: SUSTAINABLE SOIL MANAG		

Analyte	Result	Units	Method Code	Analyte Testing Period
2 hour natural aggregate ^	4			21/08/2020 to 21/08/2020
2 hour remoulded aggregate ^	4			21/08/2020 to 21/08/2020
20 hour natural aggregate ^	4			21/08/2020 to 21/08/2020
20 hour remoulded aggregate ^	4			21/08/2020 to 21/08/2020
Available Potassium ^	300	mg/kg	04-026-ICP8	20/08/2020 to 24/08/2020
Calcium % of Cations	54	%	04-026-ICP8	24/08/2020 to 24/08/2020
Emerson Class ^	1			21/08/2020 to 21/08/2020
Grass Tetany Risk Index ^	0.072		04-026-ICP8	20/08/2020 to 24/08/2020
Magnesium % of Cations	37	%	04-026-ICP8	24/08/2020 to 24/08/2020
Potassium % of Cations	6.5	%	04-026-ICP8	24/08/2020 to 24/08/2020
Slaking ^	0			21/08/2020 to 21/08/2020
pH (1:5 CaCl2)	6.2		04-031-PH	20/08/2020 to 24/08/2020
Active (labile) Carbon ^	52.8	mg/kg	04-065-ACTIVE_C	21/08/2020 to 25/08/2020
Nitrate Nitrogen	<0.50	mg/kg	04-063-FIA3	19/08/2020 to 21/08/2020
Ammonium Nitrogen	<0.60	mg/kg	04-063-FIA3	19/08/2020 to 21/08/2020
Total Carbon (combustion)	0.37	%	04-086-TC	20/08/2020 to 20/08/2020
Potassium (Amm-acet.)	0.78	cmol(+)/kg	04-026-ICP8	20/08/2020 to 24/08/2020
Calcium (Amm-acet.)	6.4	cmol(+)/kg	04-026-ICP8	20/08/2020 to 24/08/2020
Magnesium (Amm-acet.)	4.5	cmol(+)/kg	04-026-ICP8	20/08/2020 to 24/08/2020
Sodium (Amm-acet.)	0.28	cmol(+)/kg	04-026-ICP8	20/08/2020 to 24/08/2020
Aluminium (KCl)	<9.0	mg/kg	04-027-ICP9	20/08/2020 to 21/08/2020
Aluminium (KCl)	<0.10	cmol(+)/kg	04-027-ICP9	20/08/2020 to 21/08/2020
Cation Exchange Capacity (Amm-acet.)	12.0	cmol(+)/kg	04-026-ICP8	24/08/2020 to 24/08/2020
Sodium % of cations	2.3	%	04-026-ICP8	24/08/2020 to 24/08/2020
Aluminium % of Cations	<1	%	04-026-ICP8	24/08/2020 to 24/08/2020
Calcium/Magnesium Ratio	1.4		04-026-ICP8	20/08/2020 to 24/08/2020
pH (1:5 Water)	7.5		04-031-PH	20/08/2020 to 24/08/2020
Electrical Conductivity (1:5 water)	0.02	dS/m	04-031-PH	20/08/2020 to 24/08/2020
Chloride	<10	mg/kg	04-063-FIA3	19/08/2020 to 21/08/2020

Nutrient Advantage Laboratory Services

Nutrient Advantage is a trademark of Incitec Pivot Limited
Incitec Pivot Limited - ABN 42 004 080 264
8 South Rd, Werribee Vic 3030
Toll-free: 1800 803 453 Fax: (61 3) 9974 0699
Enquiries: lab.feedback@incitecpivot.com.au

Disclaimer: This analysis report is prepared solely for the client listed above. To the extent permitted by law, Incitec Pivot Limited excludes all liability in connection with this report and, where liability cannot be excluded, limits its liability, at its election, to the re-supply of the analysis services or the cost of the re-supply of such services.

Report Number: 635063

Sample condition on receipt: Suitable for testing.

The results pertain only to the sample submitted.

This document shall not be reproduced except in full.

Analyses performed on soil dried at 40°C and ground to 2mm or less.

^ NATA accreditation does not cover the performance of this service.

Accredited for compliance with ISO/IEC 17025 - Testing.

This results of the tests, calibrations and/or measurements included in this document are traceable to Australian/International standards.

Nutrient Advantage Laboratory Services

Nutrient Advantage is a trademark of Incitec Pivot Limited

Incitec Pivot Limited - ABN 42 004 080 264

8 South Rd, Werribee Vic 3030

Toll-free: 1800 803 453 Fax: (61 3) 9974 0699

Enquiries: lab.feedback@incitecpivot.com.au

Disclaimer: This analysis report is prepared solely for the client listed above. To the extent permitted by law, Incitec Pivot Limited excludes all liability in connection with this report and, where liability cannot be excluded, limits its liability, at its election, to the re-supply of the analysis services or the cost of the re-supply of such services.

SOIL ANALYSIS REPORT

Report Number: 635064

Sustainable Soils Management P/L
PO Box 130
WARREN
NSW 2824



Report Authorised
Paul Kennelly
Laboratory Manager
NATA Accredited Laboratory
Number: 11958

Sample Number: 022071675	Paddock Name: MT1113060	Date Received: 18-Aug-2020
Test Code: 2017-065		Date of Report: 27-Oct-2020
Purchase Order No: TPG		
Grower Name: SUSTAINABLE SOIL MANAG		

Analyte	Result	Units	Method Code	Analyte Testing Period
2 hour natural aggregate ^	0			21/08/2020 to 21/08/2020
2 hour remoulded aggregate ^	4			21/08/2020 to 21/08/2020
20 hour natural aggregate ^	1			21/08/2020 to 21/08/2020
20 hour remoulded aggregate ^	4			21/08/2020 to 21/08/2020
Available Potassium ^	380	mg/kg	04-026-ICP8	20/08/2020 to 24/08/2020
Calcium % of Cations	40	%	04-026-ICP8	24/08/2020 to 24/08/2020
Emerson Class ^	3			21/08/2020 to 21/08/2020
Grass Tetany Risk Index ^	0.071		04-026-ICP8	20/08/2020 to 24/08/2020
Magnesium % of Cations	49	%	04-026-ICP8	24/08/2020 to 24/08/2020
Potassium % of Cations	6.3	%	04-026-ICP8	24/08/2020 to 24/08/2020
Slaking ^	0			21/08/2020 to 21/08/2020
pH (1:5 CaCl2)	6.4		04-031-PH	20/08/2020 to 24/08/2020
Nitrate Nitrogen	6.3	mg/kg	04-063-FIA3	19/08/2020 to 21/08/2020
Ammonium Nitrogen	0.78	mg/kg	04-063-FIA3	19/08/2020 to 21/08/2020
Potassium (Amm-acet.)	0.98	cmol(+)/kg	04-026-ICP8	20/08/2020 to 24/08/2020
Calcium (Amm-acet.)	6.2	cmol(+)/kg	04-026-ICP8	20/08/2020 to 24/08/2020
Magnesium (Amm-acet.)	7.7	cmol(+)/kg	04-026-ICP8	20/08/2020 to 24/08/2020
Sodium (Amm-acet.)	0.77	cmol(+)/kg	04-026-ICP8	20/08/2020 to 24/08/2020
Aluminium (KCl)	<9.0	mg/kg	04-027-ICP9	20/08/2020 to 21/08/2020
Aluminium (KCl)	<0.10	cmol(+)/kg	04-027-ICP9	20/08/2020 to 21/08/2020
Cation Exchange Capacity (Amm-acet.)	15.6	cmol(+)/kg	04-026-ICP8	24/08/2020 to 24/08/2020
Sodium % of cations	5.0	%	04-026-ICP8	24/08/2020 to 24/08/2020
Aluminium % of Cations	<1	%	04-026-ICP8	24/08/2020 to 24/08/2020
Calcium/Magnesium Ratio	0.81		04-026-ICP8	20/08/2020 to 24/08/2020
pH (1:5 Water)	7.8		04-031-PH	20/08/2020 to 24/08/2020
Electrical Conductivity (1:5 water)	0.04	dS/m	04-031-PH	20/08/2020 to 24/08/2020
Chloride	<10	mg/kg	04-063-FIA3	19/08/2020 to 21/08/2020

Nutrient Advantage Laboratory Services

Nutrient Advantage is a trademark of Incitec Pivot Limited
Incitec Pivot Limited - ABN 42 004 080 264
8 South Rd, Werribee Vic 3030
Toll-free: 1800 803 453 Fax: (61 3) 9974 0699
Enquiries: lab.feedback@incitecpivot.com.au

Disclaimer: This analysis report is prepared solely for the client listed above. To the extent permitted by law, Incitec Pivot Limited excludes all liability in connection with this report and, where liability cannot be excluded, limits its liability, at its election, to the re-supply of the analysis services or the cost of the re-supply of such services.

Report Number: 635064

Sample condition on receipt: Suitable for testing.

The results pertain only to the sample submitted.

This document shall not be reproduced except in full.

Analyses performed on soil dried at 40°C and ground to 2mm or less.

^ NATA accreditation does not cover the performance of this service.

Accredited for compliance with ISO/IEC 17025 - Testing.

This results of the tests, calibrations and/or measurements included in this document are traceable to Australian/International standards.

Nutrient Advantage Laboratory Services

Nutrient Advantage is a trademark of Incitec Pivot Limited

Incitec Pivot Limited - ABN 42 004 080 264

8 South Rd, Werribee Vic 3030

Toll-free: 1800 803 453 Fax: (61 3) 9974 0699

Enquiries: lab.feedback@incitecpivot.com.au

Disclaimer: This analysis report is prepared solely for the client listed above. To the extent permitted by law, Incitec Pivot Limited excludes all liability in connection with this report and, where liability cannot be excluded, limits its liability, at its election, to the re-supply of the analysis services or the cost of the re-supply of such services.

SOIL ANALYSIS REPORT

Report Number: 635065

Sustainable Soils Management P/L
PO Box 130
WARREN
NSW 2824



Report Authorised
Paul Kennelly
Laboratory Manager
NATA Accredited Laboratory
Number: 11958

Sample Number: 022071679	Paddock Name: MT11160100	Date Received: 18-Aug-2020
Test Code: 2017-065		Date of Report: 27-Oct-2020
Purchase Order No: TPG		
Grower Name: SUSTAINABLE SOIL MANAG		

Analyte	Result	Units	Method Code	Analyte Testing Period
2 hour natural aggregate ^	0			21/08/2020 to 21/08/2020
2 hour remoulded aggregate ^	4			21/08/2020 to 21/08/2020
20 hour natural aggregate ^	1			21/08/2020 to 21/08/2020
20 hour remoulded aggregate ^	4			21/08/2020 to 21/08/2020
Available Potassium ^	420	mg/kg	04-026-ICP8	20/08/2020 to 24/08/2020
Calcium % of Cations	36	%	04-026-ICP8	24/08/2020 to 24/08/2020
Emerson Class ^	3			21/08/2020 to 21/08/2020
Grass Tetany Risk Index ^	0.075		04-026-ICP8	20/08/2020 to 24/08/2020
Magnesium % of Cations	52	%	04-026-ICP8	24/08/2020 to 24/08/2020
Potassium % of Cations	6.4	%	04-026-ICP8	24/08/2020 to 24/08/2020
Slaking ^	0			21/08/2020 to 21/08/2020
pH (1:5 CaCl2)	6.9		04-031-PH	20/08/2020 to 24/08/2020
Nitrate Nitrogen	1.6	mg/kg	04-063-FIA3	19/08/2020 to 21/08/2020
Ammonium Nitrogen	0.64	mg/kg	04-063-FIA3	19/08/2020 to 21/08/2020
Potassium (Amm-acet.)	1.1	cmol(+)/kg	04-026-ICP8	20/08/2020 to 24/08/2020
Calcium (Amm-acet.)	6.0	cmol(+)/kg	04-026-ICP8	20/08/2020 to 24/08/2020
Magnesium (Amm-acet.)	8.7	cmol(+)/kg	04-026-ICP8	20/08/2020 to 24/08/2020
Sodium (Amm-acet.)	0.92	cmol(+)/kg	04-026-ICP8	20/08/2020 to 24/08/2020
Aluminium (KCl)	<9.0	mg/kg	04-027-ICP9	20/08/2020 to 21/08/2020
Aluminium (KCl)	<0.10	cmol(+)/kg	04-027-ICP9	20/08/2020 to 21/08/2020
Cation Exchange Capacity (Amm-acet.)	16.6	cmol(+)/kg	04-026-ICP8	24/08/2020 to 24/08/2020
Sodium % of cations	5.5	%	04-026-ICP8	24/08/2020 to 24/08/2020
Aluminium % of Cations	<1	%	04-026-ICP8	24/08/2020 to 24/08/2020
Calcium/Magnesium Ratio	0.69		04-026-ICP8	20/08/2020 to 24/08/2020
pH (1:5 Water)	8.2		04-031-PH	20/08/2020 to 24/08/2020
Electrical Conductivity (1:5 water)	0.05	dS/m	04-031-PH	20/08/2020 to 24/08/2020
Chloride	<10	mg/kg	04-063-FIA3	19/08/2020 to 21/08/2020

Nutrient Advantage Laboratory Services

Nutrient Advantage is a trademark of Incitec Pivot Limited
Incitec Pivot Limited - ABN 42 004 080 264
8 South Rd, Werribee Vic 3030
Toll-free: 1800 803 453 Fax: (61 3) 9974 0699
Enquiries: lab.feedback@incitecpivot.com.au

Disclaimer: This analysis report is prepared solely for the client listed above. To the extent permitted by law, Incitec Pivot Limited excludes all liability in connection with this report and, where liability cannot be excluded, limits its liability, at its election, to the re-supply of the analysis services or the cost of the re-supply of such services.

Report Number: 635065

Sample condition on receipt: Suitable for testing.

The results pertain only to the sample submitted.

This document shall not be reproduced except in full.

Analyses performed on soil dried at 40°C and ground to 2mm or less.

^ NATA accreditation does not cover the performance of this service.

Accredited for compliance with ISO/IEC 17025 - Testing.

This results of the tests, calibrations and/or measurements included in this document are traceable to Australian/International standards.

Nutrient Advantage Laboratory Services

Nutrient Advantage is a trademark of Incitec Pivot Limited

Incitec Pivot Limited - ABN 42 004 080 264

8 South Rd, Werribee Vic 3030

Toll-free: 1800 803 453 Fax: (61 3) 9974 0699

Enquiries: lab.feedback@incitecpivot.com.au

Disclaimer: This analysis report is prepared solely for the client listed above. To the extent permitted by law, Incitec Pivot Limited excludes all liability in connection with this report and, where liability cannot be excluded, limits its liability, at its election, to the re-supply of the analysis services or the cost of the re-supply of such services.

SOIL ANALYSIS REPORT

Report Number: 635066

Sustainable Soils Management P/L
PO Box 130
WARREN
NSW 2824



Report Authorised
Paul Kennelly
Laboratory Manager
NATA Accredited Laboratory
Number: 11958

Sample Number: 022071674	Paddock Name: MT11205	Date Received: 18-Aug-2020
Test Code: 2017-083		Date of Report: 27-Oct-2020
Purchase Order No: TPG		
Grower Name: SUSTAINABLE SOIL MANAG		

Analyte	Result	Units	Method Code	Analyte Testing Period
2 hour natural aggregate ^	0			21/08/2020 to 21/08/2020
2 hour remoulded aggregate ^	0			21/08/2020 to 21/08/2020
20 hour natural aggregate ^	0			21/08/2020 to 21/08/2020
20 hour remoulded aggregate ^	1			21/08/2020 to 21/08/2020
Available Potassium ^	500	mg/kg	04-026-ICP8	20/08/2020 to 24/08/2020
Calcium % of Cations	59	%	04-026-ICP8	24/08/2020 to 24/08/2020
Emerson Class ^	3			21/08/2020 to 21/08/2020
Grass Tetany Risk Index ^	0.28		04-026-ICP8	20/08/2020 to 24/08/2020
Magnesium % of Cations	20	%	04-026-ICP8	24/08/2020 to 24/08/2020
Organic Matter (W&B * 1.72) ^	1.5	%	04-054-WCALC	25/08/2020 to 25/08/2020
Potassium % of Cations	21	%	04-026-ICP8	24/08/2020 to 24/08/2020
Slaking ^	0			21/08/2020 to 21/08/2020
Soil Colour	Red-brown		04-042-PHYS	25/08/2020 to 25/08/2020
Soil Texture	Clay		04-042-PHYS	25/08/2020 to 25/08/2020
pH (1:5 CaCl2)	4.8		04-031-PH	20/08/2020 to 24/08/2020
Electrical Conductivity (Sat. Ext.) ^	0.6	dS/m	04-054-WCALC	25/08/2020 to 25/08/2020
Organic Carbon (W&B)	0.87	%	04-018-UV1	24/08/2020 to 25/08/2020
Nitrate Nitrogen	31	mg/kg	04-063-FIA3	19/08/2020 to 21/08/2020
Ammonium Nitrogen	1.8	mg/kg	04-063-FIA3	19/08/2020 to 21/08/2020
Sulphur (KCl40)	13	mg/kg	04-021-ICP2	24/08/2020 to 25/08/2020
Phosphorus (Colwell)	9.9	mg/kg	04-013-COL_P	19/08/2020 to 21/08/2020
Phosphorus Buffer Index (PBI-Col)	60		04-020-ICP17	21/08/2020 to 21/08/2020
Potassium (Amm-acet.)	1.3	cmol(+)/kg	04-026-ICP8	20/08/2020 to 24/08/2020
Calcium (Amm-acet.)	3.5	cmol(+)/kg	04-026-ICP8	20/08/2020 to 24/08/2020
Magnesium (Amm-acet.)	1.2	cmol(+)/kg	04-026-ICP8	20/08/2020 to 24/08/2020
Sodium (Amm-acet.)	0.038	cmol(+)/kg	04-026-ICP8	20/08/2020 to 24/08/2020
Aluminium (KCl)	<9.0	mg/kg	04-027-ICP9	20/08/2020 to 21/08/2020
Aluminium (KCl)	<0.10	cmol(+)/kg	04-027-ICP9	20/08/2020 to 21/08/2020
Cation Exchange Capacity (Amm-acet.)	5.99	cmol(+)/kg	04-026-ICP8	24/08/2020 to 24/08/2020
Sodium % of cations	0.63	%	04-026-ICP8	24/08/2020 to 24/08/2020

Nutrient Advantage Laboratory Services

Nutrient Advantage is a trademark of Incitec Pivot Limited
Incitec Pivot Limited - ABN 42 004 080 264
8 South Rd, Werribee Vic 3030
Toll-free: 1800 803 453 Fax: (61 3) 9974 0699
Enquiries: lab.feedback@incitecpivot.com.au

Disclaimer: This analysis report is prepared solely for the client listed above. To the extent permitted by law, Incitec Pivot Limited excludes all liability in connection with this report and, where liability cannot be excluded, limits its liability, at its election, to the re-supply of the analysis services or the cost of the re-supply of such services.

SOIL ANALYSIS REPORT

Report Number: 635066

Sample Number: 022071674	Paddock Name: MT11205	Date Received: 18-Aug-2020
Test Code: 2017-083		Date of Report: 27-Oct-2020
Purchase Order No: TPG		
Grower Name: SUSTAINABLE SOIL MANAG		

Analyte	Result	Units	Method Code	Analyte Testing Period
Aluminium % of Cations	<1	%	04-026-ICP8	24/08/2020 to 24/08/2020
Calcium/Magnesium Ratio	2.9		04-026-ICP8	20/08/2020 to 24/08/2020
pH (1:5 Water)	5.6		04-031-PH	20/08/2020 to 24/08/2020
Electrical Conductivity (1:5 water)	0.10	dS/m	04-031-PH	20/08/2020 to 24/08/2020
Chloride	<10	mg/kg	04-063-FIA3	19/08/2020 to 21/08/2020
Copper (DTPA)	1.2	mg/kg	04-024-ICP6	21/08/2020 to 24/08/2020
Zinc (DTPA)	0.42	mg/kg	04-024-ICP6	21/08/2020 to 24/08/2020
Manganese (DTPA)	63	mg/kg	04-024-ICP6	21/08/2020 to 24/08/2020
Iron (DTPA)	28	mg/kg	04-024-ICP6	21/08/2020 to 24/08/2020
Boron (Hot CaCl2)	0.90	mg/kg	04-025-ICP7	21/08/2020 to 24/08/2020
Molybdenum (Hot CaCl2) ^	<0.010	mg/kg	04-083-ICP27	20/08/2020 to 21/08/2020
Phosphorus Environmental Risk Index ^	0.17		04-020-ICP17	21/08/2020 to 21/08/2020

Sample condition on receipt: Suitable for testing.

The results pertain only to the sample submitted.

This document shall not be reproduced except in full.

Analyses performed on soil dried at 40°C and ground to 2mm or less.

^ NATA accreditation does not cover the performance of this service.

Accredited for compliance with ISO/IEC 17025 - Testing.

This results of the tests, calibrations and/or measurements included in this document are traceable to Australian/International standards.

Nutrient Advantage Laboratory Services

Nutrient Advantage is a trademark of Incitec Pivot Limited
Incitec Pivot Limited - ABN 42 004 080 264
8 South Rd, Werribee Vic 3030
Toll-free: 1800 803 453 Fax: (61 3) 9974 0699
Enquiries: lab.feedback@incitecpivot.com.au

Disclaimer: This analysis report is prepared solely for the client listed above. To the extent permitted by law, Incitec Pivot Limited excludes all liability in connection with this report and, where liability cannot be excluded, limits its liability, at its election, to the re-supply of the analysis services or the cost of the re-supply of such services.

SOIL ANALYSIS REPORT

Report Number: 635067

Sustainable Soils Management P/L
PO Box 130
WARREN
NSW 2824



Report Authorised
Paul Kennelly
Laboratory Manager
NATA Accredited Laboratory
Number: 11958

Sample Number: 022071673	Paddock Name: MT112515	Date Received: 18-Aug-2020
Test Code: 2017-083		Date of Report: 27-Oct-2020
Purchase Order No: TPG		
Grower Name: SUSTAINABLE SOIL MANAG		

Analyte	Result	Units	Method Code	Analyte Testing Period
2 hour natural aggregate ^	0			21/08/2020 to 21/08/2020
2 hour remoulded aggregate ^	1			21/08/2020 to 21/08/2020
20 hour natural aggregate ^	0			21/08/2020 to 21/08/2020
20 hour remoulded aggregate ^	3			21/08/2020 to 21/08/2020
Available Potassium ^	530	mg/kg	04-026-ICP8	20/08/2020 to 24/08/2020
Calcium % of Cations	65	%	04-026-ICP8	24/08/2020 to 24/08/2020
Emerson Class ^	3			21/08/2020 to 21/08/2020
Grass Tetany Risk Index ^	0.17		04-026-ICP8	20/08/2020 to 24/08/2020
Magnesium % of Cations	19	%	04-026-ICP8	24/08/2020 to 24/08/2020
Organic Matter (W&B * 1.72) ^	1.1	%	04-054-WCALC	25/08/2020 to 25/08/2020
Potassium % of Cations	15	%	04-026-ICP8	24/08/2020 to 24/08/2020
Slaking ^	0			21/08/2020 to 21/08/2020
Soil Colour	Red-brown		04-042-PHYS	25/08/2020 to 25/08/2020
Soil Texture	Clay		04-042-PHYS	25/08/2020 to 25/08/2020
pH (1:5 CaCl2)	5.7		04-031-PH	20/08/2020 to 24/08/2020
Electrical Conductivity (Sat. Ext.) ^	0.6	dS/m	04-054-WCALC	25/08/2020 to 25/08/2020
Organic Carbon (W&B)	0.65	%	04-018-UV1	24/08/2020 to 25/08/2020
Nitrate Nitrogen	41	mg/kg	04-063-FIA3	19/08/2020 to 21/08/2020
Ammonium Nitrogen	<0.60	mg/kg	04-063-FIA3	19/08/2020 to 21/08/2020
Sulphur (KCl40)	3.3	mg/kg	04-021-ICP2	24/08/2020 to 25/08/2020
Phosphorus (Colwell)	<5.0	mg/kg	04-013-COL_P	19/08/2020 to 21/08/2020
Phosphorus Buffer Index (PBI-Col)	58		04-020-ICP17	21/08/2020 to 21/08/2020
Potassium (Amm-acet.)	1.3	cmol(+)/kg	04-026-ICP8	20/08/2020 to 24/08/2020
Calcium (Amm-acet.)	5.8	cmol(+)/kg	04-026-ICP8	20/08/2020 to 24/08/2020
Magnesium (Amm-acet.)	1.7	cmol(+)/kg	04-026-ICP8	20/08/2020 to 24/08/2020
Sodium (Amm-acet.)	0.082	cmol(+)/kg	04-026-ICP8	20/08/2020 to 24/08/2020
Aluminium (KCl)	<9.0	mg/kg	04-027-ICP9	20/08/2020 to 21/08/2020
Aluminium (KCl)	<0.10	cmol(+)/kg	04-027-ICP9	20/08/2020 to 21/08/2020
Cation Exchange Capacity (Amm-acet.)	8.90	cmol(+)/kg	04-026-ICP8	24/08/2020 to 24/08/2020
Sodium % of cations	0.93	%	04-026-ICP8	24/08/2020 to 24/08/2020

Nutrient Advantage Laboratory Services

Nutrient Advantage is a trademark of Incitec Pivot Limited
Incitec Pivot Limited - ABN 42 004 080 264
8 South Rd, Werribee Vic 3030
Toll-free: 1800 803 453 Fax: (61 3) 9974 0699
Enquiries: lab.feedback@incitecpivot.com.au

Disclaimer: This analysis report is prepared solely for the client listed above. To the extent permitted by law, Incitec Pivot Limited excludes all liability in connection with this report and, where liability cannot be excluded, limits its liability, at its election, to the re-supply of the analysis services or the cost of the re-supply of such services.

SOIL ANALYSIS REPORT

Report Number: 635067

Sample Number: 022071673	Paddock Name: MT112515	Date Received: 18-Aug-2020
Test Code: 2017-083		Date of Report: 27-Oct-2020
Purchase Order No: TPG		
Grower Name: SUSTAINABLE SOIL MANAG		

Analyte	Result	Units	Method Code	Analyte Testing Period
Aluminium % of Cations	<1	%	04-026-ICP8	24/08/2020 to 24/08/2020
Calcium/Magnesium Ratio	3.4		04-026-ICP8	20/08/2020 to 24/08/2020
pH (1:5 Water)	6.4		04-031-PH	20/08/2020 to 24/08/2020
Electrical Conductivity (1:5 water)	0.09	dS/m	04-031-PH	20/08/2020 to 24/08/2020
Chloride	<10	mg/kg	04-063-FIA3	19/08/2020 to 21/08/2020
Copper (DTPA)	1.2	mg/kg	04-024-ICP6	21/08/2020 to 24/08/2020
Zinc (DTPA)	0.20	mg/kg	04-024-ICP6	21/08/2020 to 24/08/2020
Manganese (DTPA)	28	mg/kg	04-024-ICP6	21/08/2020 to 24/08/2020
Iron (DTPA)	12	mg/kg	04-024-ICP6	21/08/2020 to 24/08/2020
Boron (Hot CaCl ₂)	0.92	mg/kg	04-025-ICP7	21/08/2020 to 24/08/2020
Molybdenum (Hot CaCl ₂) ^	<0.010	mg/kg	04-083-ICP27	20/08/2020 to 21/08/2020
Phosphorus Environmental Risk Index ^	0.09		04-020-ICP17	21/08/2020 to 21/08/2020

Sample condition on receipt: Suitable for testing.

The results pertain only to the sample submitted.

This document shall not be reproduced except in full.

Analyses performed on soil dried at 40°C and ground to 2mm or less.

^ NATA accreditation does not cover the performance of this service.

Accredited for compliance with ISO/IEC 17025 - Testing.

This results of the tests, calibrations and/or measurements included in this document are traceable to Australian/International standards.

Nutrient Advantage Laboratory Services

Nutrient Advantage is a trademark of Incitec Pivot Limited
Incitec Pivot Limited - ABN 42 004 080 264
8 South Rd, Werribee Vic 3030
Toll-free: 1800 803 453 Fax: (61 3) 9974 0699
Enquiries: lab.feedback@incitecpivot.com.au

Disclaimer: This analysis report is prepared solely for the client listed above. To the extent permitted by law, Incitec Pivot Limited excludes all liability in connection with this report and, where liability cannot be excluded, limits its liability, at its election, to the re-supply of the analysis services or the cost of the re-supply of such services.

SOIL ANALYSIS REPORT

Report Number: 635068

Sustainable Soils Management P/L
PO Box 130
WARREN
NSW 2824



Report Authorised
Paul Kennelly
Laboratory Manager
NATA Accredited Laboratory
Number: 11958

Sample Number: 022071672	Paddock Name: MT1121530	Date Received: 18-Aug-2020
Test Code: 2017-065		Date of Report: 27-Oct-2020
Purchase Order No: TPG		
Grower Name: SUSTAINABLE SOIL MANAG		

Analyte	Result	Units	Method Code	Analyte Testing Period
2 hour natural aggregate ^	0			21/08/2020 to 21/08/2020
2 hour remoulded aggregate ^	4			21/08/2020 to 21/08/2020
20 hour natural aggregate ^	0			21/08/2020 to 21/08/2020
20 hour remoulded aggregate ^	4			21/08/2020 to 21/08/2020
Available Potassium ^	380	mg/kg	04-026-ICP8	20/08/2020 to 24/08/2020
Calcium % of Cations	63	%	04-026-ICP8	24/08/2020 to 24/08/2020
Emerson Class ^	3			21/08/2020 to 21/08/2020
Grass Tetany Risk Index ^	0.14		04-026-ICP8	20/08/2020 to 24/08/2020
Magnesium % of Cations	24	%	04-026-ICP8	24/08/2020 to 24/08/2020
Potassium % of Cations	12	%	04-026-ICP8	24/08/2020 to 24/08/2020
Slaking ^	0			21/08/2020 to 21/08/2020
pH (1:5 CaCl2)	6.4		04-031-PH	20/08/2020 to 24/08/2020
Nitrate Nitrogen	26	mg/kg	04-063-FIA3	19/08/2020 to 21/08/2020
Ammonium Nitrogen	<0.60	mg/kg	04-063-FIA3	19/08/2020 to 21/08/2020
Potassium (Amm-acet.)	0.98	cmol(+)/kg	04-026-ICP8	20/08/2020 to 24/08/2020
Calcium (Amm-acet.)	4.9	cmol(+)/kg	04-026-ICP8	20/08/2020 to 24/08/2020
Magnesium (Amm-acet.)	1.9	cmol(+)/kg	04-026-ICP8	20/08/2020 to 24/08/2020
Sodium (Amm-acet.)	0.066	cmol(+)/kg	04-026-ICP8	20/08/2020 to 24/08/2020
Aluminium (KCl)	<9.0	mg/kg	04-027-ICP9	20/08/2020 to 21/08/2020
Aluminium (KCl)	<0.10	cmol(+)/kg	04-027-ICP9	20/08/2020 to 21/08/2020
Cation Exchange Capacity (Amm-acet.)	7.88	cmol(+)/kg	04-026-ICP8	24/08/2020 to 24/08/2020
Sodium % of cations	0.83	%	04-026-ICP8	24/08/2020 to 24/08/2020
Aluminium % of Cations	<1	%	04-026-ICP8	24/08/2020 to 24/08/2020
Calcium/Magnesium Ratio	2.6		04-026-ICP8	20/08/2020 to 24/08/2020
pH (1:5 Water)	7.1		04-031-PH	20/08/2020 to 24/08/2020
Electrical Conductivity (1:5 water)	0.07	dS/m	04-031-PH	20/08/2020 to 24/08/2020
Chloride	<10	mg/kg	04-063-FIA3	19/08/2020 to 21/08/2020

Nutrient Advantage Laboratory Services

Nutrient Advantage is a trademark of Incitec Pivot Limited
Incitec Pivot Limited - ABN 42 004 080 264
8 South Rd, Werribee Vic 3030
Toll-free: 1800 803 453 Fax: (61 3) 9974 0699
Enquiries: lab.feedback@incitecpivot.com.au

Disclaimer: This analysis report is prepared solely for the client listed above. To the extent permitted by law, Incitec Pivot Limited excludes all liability in connection with this report and, where liability cannot be excluded, limits its liability, at its election, to the re-supply of the analysis services or the cost of the re-supply of such services.

Report Number: 635068

Sample condition on receipt: Suitable for testing.

The results pertain only to the sample submitted.

This document shall not be reproduced except in full.

Analyses performed on soil dried at 40°C and ground to 2mm or less.

^ NATA accreditation does not cover the performance of this service.

Accredited for compliance with ISO/IEC 17025 - Testing.

This results of the tests, calibrations and/or measurements included in this document are traceable to Australian/International standards.

Nutrient Advantage Laboratory Services

Nutrient Advantage is a trademark of Incitec Pivot Limited

Incitec Pivot Limited - ABN 42 004 080 264

8 South Rd, Werribee Vic 3030

Toll-free: 1800 803 453 Fax: (61 3) 9974 0699

Enquiries: lab.feedback@incitecpivot.com.au

Disclaimer: This analysis report is prepared solely for the client listed above. To the extent permitted by law, Incitec Pivot Limited excludes all liability in connection with this report and, where liability cannot be excluded, limits its liability, at its election, to the re-supply of the analysis services or the cost of the re-supply of such services.

SOIL ANALYSIS REPORT

Report Number: 635069

Sustainable Soils Management P/L
PO Box 130
WARREN
NSW 2824



Report Authorised
Paul Kennelly
Laboratory Manager
NATA Accredited Laboratory
Number: 11958

Sample Number: 022071671	Paddock Name: MT1123060	Date Received: 18-Aug-2020
Test Code: 2017-065		Date of Report: 27-Oct-2020
Purchase Order No: TPG		
Grower Name: SUSTAINABLE SOIL MANAG		

Analyte	Result	Units	Method Code	Analyte Testing Period
2 hour natural aggregate ^	0			21/08/2020 to 21/08/2020
2 hour remoulded aggregate ^	4			21/08/2020 to 21/08/2020
20 hour natural aggregate ^	1			21/08/2020 to 21/08/2020
20 hour remoulded aggregate ^	4			21/08/2020 to 21/08/2020
Available Potassium ^	420	mg/kg	04-026-ICP8	20/08/2020 to 24/08/2020
Calcium % of Cations	53	%	04-026-ICP8	24/08/2020 to 24/08/2020
Emerson Class ^	3			21/08/2020 to 21/08/2020
Grass Tetany Risk Index ^	0.12		04-026-ICP8	20/08/2020 to 24/08/2020
Magnesium % of Cations	35	%	04-026-ICP8	24/08/2020 to 24/08/2020
Potassium % of Cations	10	%	04-026-ICP8	24/08/2020 to 24/08/2020
Slaking ^	0			21/08/2020 to 21/08/2020
pH (1:5 CaCl2)	7.1		04-031-PH	20/08/2020 to 24/08/2020
Nitrate Nitrogen	3.1	mg/kg	04-063-FIA3	19/08/2020 to 21/08/2020
Ammonium Nitrogen	<0.60	mg/kg	04-063-FIA3	19/08/2020 to 21/08/2020
Potassium (Amm-acet.)	1.1	cmol(+)/kg	04-026-ICP8	20/08/2020 to 24/08/2020
Calcium (Amm-acet.)	5.5	cmol(+)/kg	04-026-ICP8	20/08/2020 to 24/08/2020
Magnesium (Amm-acet.)	3.6	cmol(+)/kg	04-026-ICP8	20/08/2020 to 24/08/2020
Sodium (Amm-acet.)	0.17	cmol(+)/kg	04-026-ICP8	20/08/2020 to 24/08/2020
Aluminium (KCl)	<9.0	mg/kg	04-027-ICP9	20/08/2020 to 21/08/2020
Aluminium (KCl)	<0.10	cmol(+)/kg	04-027-ICP9	20/08/2020 to 21/08/2020
Cation Exchange Capacity (Amm-acet.)	10.3	cmol(+)/kg	04-026-ICP8	24/08/2020 to 24/08/2020
Sodium % of cations	1.6	%	04-026-ICP8	24/08/2020 to 24/08/2020
Aluminium % of Cations	<1	%	04-026-ICP8	24/08/2020 to 24/08/2020
Calcium/Magnesium Ratio	1.5		04-026-ICP8	20/08/2020 to 24/08/2020
pH (1:5 Water)	8.2		04-031-PH	20/08/2020 to 24/08/2020
Electrical Conductivity (1:5 water)	0.04	dS/m	04-031-PH	20/08/2020 to 24/08/2020
Chloride	<10	mg/kg	04-063-FIA3	19/08/2020 to 21/08/2020

Nutrient Advantage Laboratory Services

Nutrient Advantage is a trademark of Incitec Pivot Limited
Incitec Pivot Limited - ABN 42 004 080 264
8 South Rd, Werribee Vic 3030
Toll-free: 1800 803 453 Fax: (61 3) 9974 0699
Enquiries: lab.feedback@incitecpivot.com.au

Disclaimer: This analysis report is prepared solely for the client listed above. To the extent permitted by law, Incitec Pivot Limited excludes all liability in connection with this report and, where liability cannot be excluded, limits its liability, at its election, to the re-supply of the analysis services or the cost of the re-supply of such services.

Report Number: 635069

Sample condition on receipt: Suitable for testing.

The results pertain only to the sample submitted.

This document shall not be reproduced except in full.

Analyses performed on soil dried at 40°C and ground to 2mm or less.

^ NATA accreditation does not cover the performance of this service.

Accredited for compliance with ISO/IEC 17025 - Testing.

This results of the tests, calibrations and/or measurements included in this document are traceable to Australian/International standards.

Nutrient Advantage Laboratory Services

Nutrient Advantage is a trademark of Incitec Pivot Limited

Incitec Pivot Limited - ABN 42 004 080 264

8 South Rd, Werribee Vic 3030

Toll-free: 1800 803 453 Fax: (61 3) 9974 0699

Enquiries: lab.feedback@incitecpivot.com.au

Disclaimer: This analysis report is prepared solely for the client listed above. To the extent permitted by law, Incitec Pivot Limited excludes all liability in connection with this report and, where liability cannot be excluded, limits its liability, at its election, to the re-supply of the analysis services or the cost of the re-supply of such services.

SOIL ANALYSIS REPORT

Report Number: 635070

Sustainable Soils Management P/L
PO Box 130
WARREN
NSW 2824



Report Authorised
Paul Kennelly
Laboratory Manager
NATA Accredited Laboratory
Number: 11958

Sample Number: 022071670	Paddock Name: MT11260100	Date Received: 18-Aug-2020
Test Code: 2017-065		Date of Report: 27-Oct-2020
Purchase Order No: TPG		
Grower Name: SUSTAINABLE SOIL MANAG		

Analyte	Result	Units	Method Code	Analyte Testing Period
2 hour natural aggregate ^	0			21/08/2020 to 21/08/2020
2 hour remoulded aggregate ^	4			21/08/2020 to 21/08/2020
20 hour natural aggregate ^	0			21/08/2020 to 21/08/2020
20 hour remoulded aggregate ^	4			21/08/2020 to 21/08/2020
Available Potassium ^	560	mg/kg	04-026-ICP8	20/08/2020 to 24/08/2020
Calcium % of Cations	47	%	04-026-ICP8	24/08/2020 to 24/08/2020
Emerson Class ^	3			21/08/2020 to 21/08/2020
Grass Tetany Risk Index ^	0.10		04-026-ICP8	20/08/2020 to 24/08/2020
Magnesium % of Cations	42	%	04-026-ICP8	24/08/2020 to 24/08/2020
Potassium % of Cations	9.5	%	04-026-ICP8	24/08/2020 to 24/08/2020
Slaking ^	0			21/08/2020 to 21/08/2020
pH (1:5 CaCl2)	7.8		04-031-PH	20/08/2020 to 24/08/2020
Nitrate Nitrogen	1.7	mg/kg	04-063-FIA3	19/08/2020 to 21/08/2020
Ammonium Nitrogen	<0.60	mg/kg	04-063-FIA3	19/08/2020 to 21/08/2020
Potassium (Amm-acet.)	1.4	cmol(+)/kg	04-026-ICP8	20/08/2020 to 24/08/2020
Calcium (Amm-acet.)	7.1	cmol(+)/kg	04-026-ICP8	20/08/2020 to 24/08/2020
Magnesium (Amm-acet.)	6.4	cmol(+)/kg	04-026-ICP8	20/08/2020 to 24/08/2020
Sodium (Amm-acet.)	0.20	cmol(+)/kg	04-026-ICP8	20/08/2020 to 24/08/2020
Aluminium (KCl)	<9.0	mg/kg	04-027-ICP9	20/08/2020 to 21/08/2020
Aluminium (KCl)	<0.10	cmol(+)/kg	04-027-ICP9	20/08/2020 to 21/08/2020
Cation Exchange Capacity (Amm-acet.)	15.0	cmol(+)/kg	04-026-ICP8	24/08/2020 to 24/08/2020
Sodium % of cations	1.3	%	04-026-ICP8	24/08/2020 to 24/08/2020
Aluminium % of Cations	<1	%	04-026-ICP8	24/08/2020 to 24/08/2020
Calcium/Magnesium Ratio	1.1		04-026-ICP8	20/08/2020 to 24/08/2020
pH (1:5 Water)	8.7		04-031-PH	20/08/2020 to 24/08/2020
Electrical Conductivity (1:5 water)	0.06	dS/m	04-031-PH	20/08/2020 to 24/08/2020
Chloride	<10	mg/kg	04-063-FIA3	19/08/2020 to 21/08/2020

Nutrient Advantage Laboratory Services

Nutrient Advantage is a trademark of Incitec Pivot Limited
Incitec Pivot Limited - ABN 42 004 080 264
8 South Rd, Werribee Vic 3030
Toll-free: 1800 803 453 Fax: (61 3) 9974 0699
Enquiries: lab.feedback@incitecpivot.com.au

Disclaimer: This analysis report is prepared solely for the client listed above. To the extent permitted by law, Incitec Pivot Limited excludes all liability in connection with this report and, where liability cannot be excluded, limits its liability, at its election, to the re-supply of the analysis services or the cost of the re-supply of such services.

SOIL ANALYSIS REPORT

Report Number: 635070

Sample condition on receipt: Suitable for testing.

The results pertain only to the sample submitted.

This document shall not be reproduced except in full.

Analyses performed on soil dried at 40°C and ground to 2mm or less.

^ NATA accreditation does not cover the performance of this service.

Accredited for compliance with ISO/IEC 17025 - Testing.

This results of the tests, calibrations and/or measurements included in this document are traceable to Australian/International standards.

Nutrient Advantage Laboratory Services

Nutrient Advantage is a trademark of Incitec Pivot Limited

Incitec Pivot Limited - ABN 42 004 080 264

8 South Rd, Werribee Vic 3030

Toll-free: 1800 803 453 Fax: (61 3) 9974 0699

Enquiries: lab.feedback@incitecpivot.com.au

Disclaimer: This analysis report is prepared solely for the client listed above. To the extent permitted by law, Incitec Pivot Limited excludes all liability in connection with this report and, where liability cannot be excluded, limits its liability, at its election, to the re-supply of the analysis services or the cost of the re-supply of such services.

SOIL ANALYSIS REPORT

Report Number: 635071

Sustainable Soils Management P/L
PO Box 130
WARREN
NSW 2824



Report Authorised
Paul Kennelly
Laboratory Manager
NATA Accredited Laboratory
Number: 11958

Sample Number: 022071669	Paddock Name: MT11305	Date Received: 18-Aug-2020
Test Code: CT171		Date of Report: 27-Oct-2020
Purchase Order No: TPG		
Grower Name: SUSTAINABLE SOIL MANAG		

Analyte	Result	Units	Method Code	Analyte Testing Period
2 hour natural aggregate ^	0			21/08/2020 to 21/08/2020
2 hour remoulded aggregate ^	2			21/08/2020 to 21/08/2020
20 hour natural aggregate ^	0			21/08/2020 to 21/08/2020
20 hour remoulded aggregate ^	2			21/08/2020 to 21/08/2020
Available Potassium ^	280	mg/kg	04-026-ICP8	20/08/2020 to 24/08/2020
Calcium % of Cations	55	%	04-026-ICP8	24/08/2020 to 24/08/2020
Emerson Class ^	8			21/08/2020 to 21/08/2020
Grass Tetany Risk Index ^	0.34		04-026-ICP8	20/08/2020 to 24/08/2020
Magnesium % of Cations	20	%	04-026-ICP8	24/08/2020 to 24/08/2020
Potassium % of Cations	25	%	04-026-ICP8	24/08/2020 to 24/08/2020
Slaking ^	1			21/08/2020 to 21/08/2020
Soil Colour	Brown		04-042-PHYS	25/08/2020 to 25/08/2020
Soil Texture	Sandy Loam		04-042-PHYS	25/08/2020 to 25/08/2020
pH (1:5 CaCl2)	4.8		04-031-PH	20/08/2020 to 24/08/2020
Electrical Conductivity (Sat. Ext.) ^	0.3	dS/m	04-054-WCALC	25/08/2020 to 25/08/2020
Active (labile) Carbon ^	183	mg/kg	04-065-ACTIVE_C	21/08/2020 to 25/08/2020
Nitrate Nitrogen	9.0	mg/kg	04-063-FIA3	19/08/2020 to 21/08/2020
Ammonium Nitrogen	5.2	mg/kg	04-063-FIA3	19/08/2020 to 21/08/2020
Total Carbon (combustion)	0.92	%	04-086-TC	20/08/2020 to 20/08/2020
Sulphur (KCl40)	1.8	mg/kg	04-021-ICP2	24/08/2020 to 25/08/2020
Phosphorus (Colwell)	<5.0	mg/kg	04-013-COL_P	19/08/2020 to 21/08/2020
Phosphorus Buffer Index (PBI-Col)	29		04-020-ICP17	21/08/2020 to 21/08/2020
Potassium (Amm-acet.)	0.73	cmol(+)/kg	04-026-ICP8	20/08/2020 to 24/08/2020
Calcium (Amm-acet.)	1.6	cmol(+)/kg	04-026-ICP8	20/08/2020 to 24/08/2020
Magnesium (Amm-acet.)	0.57	cmol(+)/kg	04-026-ICP8	20/08/2020 to 24/08/2020
Sodium (Amm-acet.)	<0.022	cmol(+)/kg	04-026-ICP8	20/08/2020 to 24/08/2020
Aluminium (KCl)	<9.0	mg/kg	04-027-ICP9	20/08/2020 to 21/08/2020
Aluminium (KCl)	<0.10	cmol(+)/kg	04-027-ICP9	20/08/2020 to 21/08/2020
Cation Exchange Capacity (Amm-acet.)	2.88	cmol(+)/kg	04-026-ICP8	24/08/2020 to 24/08/2020
Sodium % of cations	<1	%	04-026-ICP8	24/08/2020 to 24/08/2020

Nutrient Advantage Laboratory Services

Nutrient Advantage is a trademark of Incitec Pivot Limited
Incitec Pivot Limited - ABN 42 004 080 264
8 South Rd, Werribee Vic 3030
Toll-free: 1800 803 453 Fax: (61 3) 9974 0699
Enquiries: lab.feedback@incitecpivot.com.au

Disclaimer: This analysis report is prepared solely for the client listed above. To the extent permitted by law, Incitec Pivot Limited excludes all liability in connection with this report and, where liability cannot be excluded, limits its liability, at its election, to the re-supply of the analysis services or the cost of the re-supply of such services.

SOIL ANALYSIS REPORT

Report Number: 635071

Sample Number: 022071669	Paddock Name: MT11305	Date Received: 18-Aug-2020
Test Code: CT171		Date of Report: 27-Oct-2020
Purchase Order No: TPG		
Grower Name: SUSTAINABLE SOIL MANAG		

Analyte	Result	Units	Method Code	Analyte Testing Period
Aluminium % of Cations	<1	%	04-026-ICP8	24/08/2020 to 24/08/2020
Calcium/Magnesium Ratio	2.8		04-026-ICP8	20/08/2020 to 24/08/2020
pH (1:5 Water)	6.1		04-031-PH	20/08/2020 to 24/08/2020
Electrical Conductivity (1:5 water)	0.03	dS/m	04-031-PH	20/08/2020 to 24/08/2020
Chloride	<10	mg/kg	04-063-FIA3	19/08/2020 to 21/08/2020
Copper (DTPA)	0.40	mg/kg	04-024-ICP6	21/08/2020 to 24/08/2020
Zinc (DTPA)	0.44	mg/kg	04-024-ICP6	21/08/2020 to 24/08/2020
Manganese (DTPA)	27	mg/kg	04-024-ICP6	21/08/2020 to 24/08/2020
Iron (DTPA)	60	mg/kg	04-024-ICP6	21/08/2020 to 24/08/2020
Boron (Hot CaCl2)	0.36	mg/kg	04-025-ICP7	21/08/2020 to 24/08/2020
Phosphorus Environmental Risk Index ^	0.17		04-020-ICP17	21/08/2020 to 21/08/2020

Sample condition on receipt: Suitable for testing.

The results pertain only to the sample submitted.

This document shall not be reproduced except in full.

Analyses performed on soil dried at 40°C and ground to 2mm or less.

^ NATA accreditation does not cover the performance of this service.

Accredited for compliance with ISO/IEC 17025 - Testing.

This results of the tests, calibrations and/or measurements included in this document are traceable to Australian/International standards.

Nutrient Advantage Laboratory Services

Nutrient Advantage is a trademark of Incitec Pivot Limited
Incitec Pivot Limited - ABN 42 004 080 264
8 South Rd, Werribee Vic 3030
Toll-free: 1800 803 453 Fax: (61 3) 9974 0699
Enquiries: lab.feedback@incitecpivot.com.au

Disclaimer: This analysis report is prepared solely for the client listed above. To the extent permitted by law, Incitec Pivot Limited excludes all liability in connection with this report and, where liability cannot be excluded, limits its liability, at its election, to the re-supply of the analysis services or the cost of the re-supply of such services.

SOIL ANALYSIS REPORT

Report Number: 635072

Sustainable Soils Management P/L
PO Box 130
WARREN
NSW 2824



Report Authorised
Paul Kennelly
Laboratory Manager
NATA Accredited Laboratory
Number: 11958

Sample Number: 022071668	Paddock Name: MT113515	Date Received: 18-Aug-2020
Test Code: CT171		Date of Report: 27-Oct-2020
Purchase Order No: TPG		
Grower Name: SUSTAINABLE SOIL MANAG		

Analyte	Result	Units	Method Code	Analyte Testing Period
2 hour natural aggregate ^	0			21/08/2020 to 21/08/2020
2 hour remoulded aggregate ^	4			21/08/2020 to 21/08/2020
20 hour natural aggregate ^	1			21/08/2020 to 21/08/2020
20 hour remoulded aggregate ^	4			21/08/2020 to 21/08/2020
Available Potassium ^	250	mg/kg	04-026-ICP8	20/08/2020 to 24/08/2020
Calcium % of Cations	61	%	04-026-ICP8	24/08/2020 to 24/08/2020
Emerson Class ^	3			21/08/2020 to 21/08/2020
Grass Tetany Risk Index ^	0.26		04-026-ICP8	20/08/2020 to 24/08/2020
Magnesium % of Cations	19	%	04-026-ICP8	24/08/2020 to 24/08/2020
Potassium % of Cations	21	%	04-026-ICP8	24/08/2020 to 24/08/2020
Slaking ^	0			21/08/2020 to 21/08/2020
Soil Colour	Red-brown		04-042-PHYS	25/08/2020 to 25/08/2020
Soil Texture	Clay Loam		04-042-PHYS	25/08/2020 to 25/08/2020
pH (1:5 CaCl2)	5.2		04-031-PH	20/08/2020 to 24/08/2020
Electrical Conductivity (Sat. Ext.) ^	0.2	dS/m	04-054-WCALC	25/08/2020 to 25/08/2020
Active (labile) Carbon ^	75.6	mg/kg	04-065-ACTIVE_C	21/08/2020 to 25/08/2020
Nitrate Nitrogen	1.4	mg/kg	04-063-FIA3	19/08/2020 to 21/08/2020
Ammonium Nitrogen	<0.60	mg/kg	04-063-FIA3	19/08/2020 to 21/08/2020
Total Carbon (combustion)	0.46	%	04-086-TC	20/08/2020 to 20/08/2020
Sulphur (KCl40)	<1.0	mg/kg	04-021-ICP2	24/08/2020 to 25/08/2020
Phosphorus (Colwell)	<5.0	mg/kg	04-013-COL_P	19/08/2020 to 21/08/2020
Phosphorus Buffer Index (PBI-Col)	33		04-020-ICP17	21/08/2020 to 21/08/2020
Potassium (Amm-acet.)	0.64	cmol(+)/kg	04-026-ICP8	20/08/2020 to 24/08/2020
Calcium (Amm-acet.)	1.9	cmol(+)/kg	04-026-ICP8	20/08/2020 to 24/08/2020
Magnesium (Amm-acet.)	0.58	cmol(+)/kg	04-026-ICP8	20/08/2020 to 24/08/2020
Sodium (Amm-acet.)	<0.022	cmol(+)/kg	04-026-ICP8	20/08/2020 to 24/08/2020
Aluminium (KCl)	<9.0	mg/kg	04-027-ICP9	20/08/2020 to 21/08/2020
Aluminium (KCl)	<0.10	cmol(+)/kg	04-027-ICP9	20/08/2020 to 21/08/2020
Cation Exchange Capacity (Amm-acet.)	3.09	cmol(+)/kg	04-026-ICP8	24/08/2020 to 24/08/2020
Sodium % of cations	<1	%	04-026-ICP8	24/08/2020 to 24/08/2020

Nutrient Advantage Laboratory Services

Nutrient Advantage is a trademark of Incitec Pivot Limited
Incitec Pivot Limited - ABN 42 004 080 264
8 South Rd, Werribee Vic 3030
Toll-free: 1800 803 453 Fax: (61 3) 9974 0699
Enquiries: lab.feedback@incitecpivot.com.au

Disclaimer: This analysis report is prepared solely for the client listed above. To the extent permitted by law, Incitec Pivot Limited excludes all liability in connection with this report and, where liability cannot be excluded, limits its liability, at its election, to the re-supply of the analysis services or the cost of the re-supply of such services.

SOIL ANALYSIS REPORT

Report Number: 635072

Sample Number: 022071668	Paddock Name: MT113515	Date Received: 18-Aug-2020
Test Code: CT171		Date of Report: 27-Oct-2020
Purchase Order No: TPG		
Grower Name: SUSTAINABLE SOIL MANAG		

Analyte	Result	Units	Method Code	Analyte Testing Period
Aluminium % of Cations	<1	%	04-026-ICP8	24/08/2020 to 24/08/2020
Calcium/Magnesium Ratio	3.3		04-026-ICP8	20/08/2020 to 24/08/2020
pH (1:5 Water)	6.6		04-031-PH	20/08/2020 to 24/08/2020
Electrical Conductivity (1:5 water)	0.02	dS/m	04-031-PH	20/08/2020 to 24/08/2020
Chloride	<10	mg/kg	04-063-FIA3	19/08/2020 to 21/08/2020
Copper (DTPA)	0.32	mg/kg	04-024-ICP6	21/08/2020 to 24/08/2020
Zinc (DTPA)	0.099	mg/kg	04-024-ICP6	21/08/2020 to 24/08/2020
Manganese (DTPA)	18	mg/kg	04-024-ICP6	21/08/2020 to 24/08/2020
Iron (DTPA)	17	mg/kg	04-024-ICP6	21/08/2020 to 24/08/2020
Boron (Hot CaCl2)	0.39	mg/kg	04-025-ICP7	21/08/2020 to 24/08/2020
Phosphorus Environmental Risk Index ^	0.15		04-020-ICP17	21/08/2020 to 21/08/2020

Sample condition on receipt: Suitable for testing.

The results pertain only to the sample submitted.

This document shall not be reproduced except in full.

Analyses performed on soil dried at 40°C and ground to 2mm or less.

^ NATA accreditation does not cover the performance of this service.

Accredited for compliance with ISO/IEC 17025 - Testing.

This results of the tests, calibrations and/or measurements included in this document are traceable to Australian/International standards.

Nutrient Advantage Laboratory Services

Nutrient Advantage is a trademark of Incitec Pivot Limited
Incitec Pivot Limited - ABN 42 004 080 264
8 South Rd, Werribee Vic 3030
Toll-free: 1800 803 453 Fax: (61 3) 9974 0699
Enquiries: lab.feedback@incitecpivot.com.au

Disclaimer: This analysis report is prepared solely for the client listed above. To the extent permitted by law, Incitec Pivot Limited excludes all liability in connection with this report and, where liability cannot be excluded, limits its liability, at its election, to the re-supply of the analysis services or the cost of the re-supply of such services.

SOIL ANALYSIS REPORT

Report Number: 635073

Sustainable Soils Management P/L
PO Box 130
WARREN
NSW 2824



Report Authorised
Paul Kennelly
Laboratory Manager
NATA Accredited Laboratory
Number: 11958

Sample Number: 022071667	Paddock Name: MT1131530	Date Received: 18-Aug-2020
Test Code: CT173		Date of Report: 27-Oct-2020
Purchase Order No: TPG		
Grower Name: SUSTAINABLE SOIL MANAG		

Analyte	Result	Units	Method Code	Analyte Testing Period
2 hour natural aggregate ^	1			21/08/2020 to 21/08/2020
2 hour remoulded aggregate ^	4			21/08/2020 to 21/08/2020
20 hour natural aggregate ^	2			21/08/2020 to 21/08/2020
20 hour remoulded aggregate ^	4			21/08/2020 to 21/08/2020
Available Potassium ^	310	mg/kg	04-026-ICP8	20/08/2020 to 24/08/2020
Calcium % of Cations	63	%	04-026-ICP8	24/08/2020 to 24/08/2020
Emerson Class ^	2			21/08/2020 to 21/08/2020
Grass Tetany Risk Index ^	0.19		04-026-ICP8	20/08/2020 to 24/08/2020
Magnesium % of Cations	21	%	04-026-ICP8	24/08/2020 to 24/08/2020
Potassium % of Cations	16	%	04-026-ICP8	24/08/2020 to 24/08/2020
Slaking ^	0			21/08/2020 to 21/08/2020
pH (1:5 CaCl2)	6.3		04-031-PH	20/08/2020 to 24/08/2020
Active (labile) Carbon ^	52.3	mg/kg	04-065-ACTIVE_C	21/08/2020 to 25/08/2020
Nitrate Nitrogen	2.2	mg/kg	04-063-FIA3	19/08/2020 to 21/08/2020
Ammonium Nitrogen	<0.60	mg/kg	04-063-FIA3	19/08/2020 to 21/08/2020
Total Carbon (combustion)	0.28	%	04-086-TC	20/08/2020 to 20/08/2020
Potassium (Amm-acet.)	0.80	cmol(+)/kg	04-026-ICP8	20/08/2020 to 24/08/2020
Calcium (Amm-acet.)	3.2	cmol(+)/kg	04-026-ICP8	20/08/2020 to 24/08/2020
Magnesium (Amm-acet.)	1.1	cmol(+)/kg	04-026-ICP8	20/08/2020 to 24/08/2020
Sodium (Amm-acet.)	0.026	cmol(+)/kg	04-026-ICP8	20/08/2020 to 24/08/2020
Aluminium (KCl)	<9.0	mg/kg	04-027-ICP9	20/08/2020 to 21/08/2020
Aluminium (KCl)	<0.10	cmol(+)/kg	04-027-ICP9	20/08/2020 to 21/08/2020
Cation Exchange Capacity (Amm-acet.)	5.04	cmol(+)/kg	04-026-ICP8	24/08/2020 to 24/08/2020
Sodium % of cations	0.52	%	04-026-ICP8	24/08/2020 to 24/08/2020
Aluminium % of Cations	<1	%	04-026-ICP8	24/08/2020 to 24/08/2020
Calcium/Magnesium Ratio	2.9		04-026-ICP8	20/08/2020 to 24/08/2020
pH (1:5 Water)	7.5		04-031-PH	20/08/2020 to 24/08/2020
Electrical Conductivity (1:5 water)	0.03	dS/m	04-031-PH	20/08/2020 to 24/08/2020
Chloride	<10	mg/kg	04-063-FIA3	19/08/2020 to 21/08/2020

Nutrient Advantage Laboratory Services

Nutrient Advantage is a trademark of Incitec Pivot Limited
Incitec Pivot Limited - ABN 42 004 080 264
8 South Rd, Werribee Vic 3030
Toll-free: 1800 803 453 Fax: (61 3) 9974 0699
Enquiries: lab.feedback@incitecpivot.com.au

Disclaimer: This analysis report is prepared solely for the client listed above. To the extent permitted by law, Incitec Pivot Limited excludes all liability in connection with this report and, where liability cannot be excluded, limits its liability, at its election, to the re-supply of the analysis services or the cost of the re-supply of such services.

Report Number: 635073

Sample condition on receipt: Suitable for testing.

The results pertain only to the sample submitted.

This document shall not be reproduced except in full.

Analyses performed on soil dried at 40°C and ground to 2mm or less.

^ NATA accreditation does not cover the performance of this service.

Accredited for compliance with ISO/IEC 17025 - Testing.

This results of the tests, calibrations and/or measurements included in this document are traceable to Australian/International standards.

Nutrient Advantage Laboratory Services

Nutrient Advantage is a trademark of Incitec Pivot Limited

Incitec Pivot Limited - ABN 42 004 080 264

8 South Rd, Werribee Vic 3030

Toll-free: 1800 803 453 Fax: (61 3) 9974 0699

Enquiries: lab.feedback@incitecpivot.com.au

Disclaimer: This analysis report is prepared solely for the client listed above. To the extent permitted by law, Incitec Pivot Limited excludes all liability in connection with this report and, where liability cannot be excluded, limits its liability, at its election, to the re-supply of the analysis services or the cost of the re-supply of such services.

SOIL ANALYSIS REPORT

Report Number: 635074

Sustainable Soils Management P/L
PO Box 130
WARREN
NSW 2824



Report Authorised
Paul Kennelly
Laboratory Manager
NATA Accredited Laboratory
Number: 11958

Sample Number: 022071666	Paddock Name: MT1133060	Date Received: 18-Aug-2020
Test Code: 2017-065		Date of Report: 27-Oct-2020
Purchase Order No: TPG		
Grower Name: SUSTAINABLE SOIL MANAG		

Analyte	Result	Units	Method Code	Analyte Testing Period
2 hour natural aggregate ^	0			21/08/2020 to 21/08/2020
2 hour remoulded aggregate ^	4			21/08/2020 to 21/08/2020
20 hour natural aggregate ^	0			21/08/2020 to 21/08/2020
20 hour remoulded aggregate ^	4			21/08/2020 to 21/08/2020
Available Potassium ^	320	mg/kg	04-026-ICP8	20/08/2020 to 24/08/2020
Calcium % of Cations	57	%	04-026-ICP8	24/08/2020 to 24/08/2020
Emerson Class ^	3			21/08/2020 to 21/08/2020
Grass Tetany Risk Index ^	0.12		04-026-ICP8	20/08/2020 to 24/08/2020
Magnesium % of Cations	32	%	04-026-ICP8	24/08/2020 to 24/08/2020
Potassium % of Cations	11	%	04-026-ICP8	24/08/2020 to 24/08/2020
Slaking ^	0			21/08/2020 to 21/08/2020
pH (1:5 CaCl2)	6.9		04-031-PH	20/08/2020 to 24/08/2020
Nitrate Nitrogen	15	mg/kg	04-063-FIA3	19/08/2020 to 21/08/2020
Ammonium Nitrogen	<0.60	mg/kg	04-063-FIA3	19/08/2020 to 21/08/2020
Potassium (Amm-acet.)	0.82	cmol(+)/kg	04-026-ICP8	20/08/2020 to 24/08/2020
Calcium (Amm-acet.)	4.3	cmol(+)/kg	04-026-ICP8	20/08/2020 to 24/08/2020
Magnesium (Amm-acet.)	2.4	cmol(+)/kg	04-026-ICP8	20/08/2020 to 24/08/2020
Sodium (Amm-acet.)	0.049	cmol(+)/kg	04-026-ICP8	20/08/2020 to 24/08/2020
Aluminium (KCl)	<9.0	mg/kg	04-027-ICP9	20/08/2020 to 21/08/2020
Aluminium (KCl)	<0.10	cmol(+)/kg	04-027-ICP9	20/08/2020 to 21/08/2020
Cation Exchange Capacity (Amm-acet.)	7.51	cmol(+)/kg	04-026-ICP8	24/08/2020 to 24/08/2020
Sodium % of cations	0.66	%	04-026-ICP8	24/08/2020 to 24/08/2020
Aluminium % of Cations	<1	%	04-026-ICP8	24/08/2020 to 24/08/2020
Calcium/Magnesium Ratio	1.8		04-026-ICP8	20/08/2020 to 24/08/2020
pH (1:5 Water)	7.8		04-031-PH	20/08/2020 to 24/08/2020
Electrical Conductivity (1:5 water)	0.06	dS/m	04-031-PH	20/08/2020 to 24/08/2020
Chloride	<10	mg/kg	04-063-FIA3	19/08/2020 to 21/08/2020

Nutrient Advantage Laboratory Services

Nutrient Advantage is a trademark of Incitec Pivot Limited
Incitec Pivot Limited - ABN 42 004 080 264
8 South Rd, Werribee Vic 3030
Toll-free: 1800 803 453 Fax: (61 3) 9974 0699
Enquiries: lab.feedback@incitecpivot.com.au

Disclaimer: This analysis report is prepared solely for the client listed above. To the extent permitted by law, Incitec Pivot Limited excludes all liability in connection with this report and, where liability cannot be excluded, limits its liability, at its election, to the re-supply of the analysis services or the cost of the re-supply of such services.

SOIL ANALYSIS REPORT

Report Number: 635074

Sample condition on receipt: Suitable for testing.

The results pertain only to the sample submitted.

This document shall not be reproduced except in full.

Analyses performed on soil dried at 40°C and ground to 2mm or less.

^ NATA accreditation does not cover the performance of this service.

Accredited for compliance with ISO/IEC 17025 - Testing.

This results of the tests, calibrations and/or measurements included in this document are traceable to Australian/International standards.

Nutrient Advantage Laboratory Services

Nutrient Advantage is a trademark of Incitec Pivot Limited

Incitec Pivot Limited - ABN 42 004 080 264

8 South Rd, Werribee Vic 3030

Toll-free: 1800 803 453 Fax: (61 3) 9974 0699

Enquiries: lab.feedback@incitecpivot.com.au

Disclaimer: This analysis report is prepared solely for the client listed above. To the extent permitted by law, Incitec Pivot Limited excludes all liability in connection with this report and, where liability cannot be excluded, limits its liability, at its election, to the re-supply of the analysis services or the cost of the re-supply of such services.

SOIL ANALYSIS REPORT

Report Number: 635075

Sustainable Soils Management P/L
PO Box 130
WARREN
NSW 2824



Report Authorised
Paul Kennelly
Laboratory Manager
NATA Accredited Laboratory
Number: 11958

Sample Number: 022071665	Paddock Name: MT11360100	Date Received: 18-Aug-2020
Test Code: 2017-065		Date of Report: 27-Oct-2020
Purchase Order No: TPG		
Grower Name: SUSTAINABLE SOIL MANAG		

Analyte	Result	Units	Method Code	Analyte Testing Period
2 hour natural aggregate ^	0			21/08/2020 to 21/08/2020
2 hour remoulded aggregate ^	4			21/08/2020 to 21/08/2020
20 hour natural aggregate ^	1			21/08/2020 to 21/08/2020
20 hour remoulded aggregate ^	4			21/08/2020 to 21/08/2020
Available Potassium ^	340	mg/kg	04-026-ICP8	20/08/2020 to 24/08/2020
Calcium % of Cations	45	%	04-026-ICP8	24/08/2020 to 24/08/2020
Emerson Class ^	3			21/08/2020 to 21/08/2020
Grass Tetany Risk Index ^	0.13		04-026-ICP8	20/08/2020 to 24/08/2020
Magnesium % of Cations	42	%	04-026-ICP8	24/08/2020 to 24/08/2020
Potassium % of Cations	11	%	04-026-ICP8	24/08/2020 to 24/08/2020
Slaking ^	0			21/08/2020 to 21/08/2020
pH (1:5 CaCl2)	7.2		04-031-PH	20/08/2020 to 24/08/2020
Nitrate Nitrogen	1.9	mg/kg	04-063-FIA3	19/08/2020 to 21/08/2020
Ammonium Nitrogen	<0.60	mg/kg	04-063-FIA3	19/08/2020 to 21/08/2020
Potassium (Amm-acet.)	0.86	cmol(+)/kg	04-026-ICP8	20/08/2020 to 24/08/2020
Calcium (Amm-acet.)	3.4	cmol(+)/kg	04-026-ICP8	20/08/2020 to 24/08/2020
Magnesium (Amm-acet.)	3.2	cmol(+)/kg	04-026-ICP8	20/08/2020 to 24/08/2020
Sodium (Amm-acet.)	0.14	cmol(+)/kg	04-026-ICP8	20/08/2020 to 24/08/2020
Aluminium (KCl)	<9.0	mg/kg	04-027-ICP9	20/08/2020 to 21/08/2020
Aluminium (KCl)	<0.10	cmol(+)/kg	04-027-ICP9	20/08/2020 to 21/08/2020
Cation Exchange Capacity (Amm-acet.)	7.52	cmol(+)/kg	04-026-ICP8	24/08/2020 to 24/08/2020
Sodium % of cations	1.9	%	04-026-ICP8	24/08/2020 to 24/08/2020
Aluminium % of Cations	<1	%	04-026-ICP8	24/08/2020 to 24/08/2020
Calcium/Magnesium Ratio	1.1		04-026-ICP8	20/08/2020 to 24/08/2020
pH (1:5 Water)	8.4		04-031-PH	20/08/2020 to 24/08/2020
Electrical Conductivity (1:5 water)	0.03	dS/m	04-031-PH	20/08/2020 to 24/08/2020
Chloride	<10	mg/kg	04-063-FIA3	19/08/2020 to 21/08/2020

Nutrient Advantage Laboratory Services

Nutrient Advantage is a trademark of Incitec Pivot Limited
Incitec Pivot Limited - ABN 42 004 080 264
8 South Rd, Werribee Vic 3030
Toll-free: 1800 803 453 Fax: (61 3) 9974 0699
Enquiries: lab.feedback@incitecpivot.com.au

Disclaimer: This analysis report is prepared solely for the client listed above. To the extent permitted by law, Incitec Pivot Limited excludes all liability in connection with this report and, where liability cannot be excluded, limits its liability, at its election, to the re-supply of the analysis services or the cost of the re-supply of such services.

Report Number: 635075

Sample condition on receipt: Suitable for testing.

The results pertain only to the sample submitted.

This document shall not be reproduced except in full.

Analyses performed on soil dried at 40°C and ground to 2mm or less.

^ NATA accreditation does not cover the performance of this service.

Accredited for compliance with ISO/IEC 17025 - Testing.

This results of the tests, calibrations and/or measurements included in this document are traceable to Australian/International standards.

Nutrient Advantage Laboratory Services

Nutrient Advantage is a trademark of Incitec Pivot Limited

Incitec Pivot Limited - ABN 42 004 080 264

8 South Rd, Werribee Vic 3030

Toll-free: 1800 803 453 Fax: (61 3) 9974 0699

Enquiries: lab.feedback@incitecpivot.com.au

Disclaimer: This analysis report is prepared solely for the client listed above. To the extent permitted by law, Incitec Pivot Limited excludes all liability in connection with this report and, where liability cannot be excluded, limits its liability, at its election, to the re-supply of the analysis services or the cost of the re-supply of such services.

SOIL ANALYSIS REPORT

Report Number: 635076

Sustainable Soils Management P/L
PO Box 130
WARREN
NSW 2824



Report Authorised
Paul Kennelly
Laboratory Manager
NATA Accredited Laboratory
Number: 11958

Sample Number: 022071664	Paddock Name: MT11405	Date Received: 18-Aug-2020
Test Code: 2017-083		Date of Report: 27-Oct-2020
Purchase Order No: TPG		
Grower Name: SUSTAINABLE SOIL MANAG		

Analyte	Result	Units	Method Code	Analyte Testing Period
2 hour natural aggregate ^	0			21/08/2020 to 21/08/2020
2 hour remoulded aggregate ^	3			21/08/2020 to 21/08/2020
20 hour natural aggregate ^	0			21/08/2020 to 21/08/2020
20 hour remoulded aggregate ^	4			21/08/2020 to 21/08/2020
Available Potassium ^	400	mg/kg	04-026-ICP8	20/08/2020 to 24/08/2020
Calcium % of Cations	65	%	04-026-ICP8	24/08/2020 to 24/08/2020
Emerson Class ^	8			21/08/2020 to 21/08/2020
Grass Tetany Risk Index ^	0.14		04-026-ICP8	20/08/2020 to 24/08/2020
Magnesium % of Cations	22	%	04-026-ICP8	24/08/2020 to 24/08/2020
Organic Matter (W&B * 1.72) ^	2.1	%	04-054-WCALC	25/08/2020 to 25/08/2020
Potassium % of Cations	12	%	04-026-ICP8	24/08/2020 to 24/08/2020
Slaking ^	1			21/08/2020 to 21/08/2020
Soil Colour	Brown		04-042-PHYS	25/08/2020 to 25/08/2020
Soil Texture	Clay		04-042-PHYS	25/08/2020 to 25/08/2020
pH (1:5 CaCl2)	5.6		04-031-PH	20/08/2020 to 24/08/2020
Electrical Conductivity (Sat. Ext.) ^	0.3	dS/m	04-054-WCALC	25/08/2020 to 25/08/2020
Organic Carbon (W&B)	1.22	%	04-018-UV1	24/08/2020 to 25/08/2020
Nitrate Nitrogen	9.3	mg/kg	04-063-FIA3	19/08/2020 to 21/08/2020
Ammonium Nitrogen	6.8	mg/kg	04-063-FIA3	19/08/2020 to 21/08/2020
Sulphur (KCl40)	3.8	mg/kg	04-021-ICP2	24/08/2020 to 25/08/2020
Phosphorus (Colwell)	8.3	mg/kg	04-013-COL_P	19/08/2020 to 21/08/2020
Phosphorus Buffer Index (PBI-Col)	55		04-020-ICP17	21/08/2020 to 21/08/2020
Potassium (Amm-acet.)	1.0	cmol(+)/kg	04-026-ICP8	20/08/2020 to 24/08/2020
Calcium (Amm-acet.)	5.3	cmol(+)/kg	04-026-ICP8	20/08/2020 to 24/08/2020
Magnesium (Amm-acet.)	1.9	cmol(+)/kg	04-026-ICP8	20/08/2020 to 24/08/2020
Sodium (Amm-acet.)	0.052	cmol(+)/kg	04-026-ICP8	20/08/2020 to 24/08/2020
Aluminium (KCl)	<9.0	mg/kg	04-027-ICP9	20/08/2020 to 21/08/2020
Aluminium (KCl)	<0.10	cmol(+)/kg	04-027-ICP9	20/08/2020 to 21/08/2020
Cation Exchange Capacity (Amm-acet.)	8.28	cmol(+)/kg	04-026-ICP8	24/08/2020 to 24/08/2020
Sodium % of cations	0.63	%	04-026-ICP8	24/08/2020 to 24/08/2020

Nutrient Advantage Laboratory Services

Nutrient Advantage is a trademark of Incitec Pivot Limited
Incitec Pivot Limited - ABN 42 004 080 264
8 South Rd, Werribee Vic 3030
Toll-free: 1800 803 453 Fax: (61 3) 9974 0699
Enquiries: lab.feedback@incitecpivot.com.au

Disclaimer: This analysis report is prepared solely for the client listed above. To the extent permitted by law, Incitec Pivot Limited excludes all liability in connection with this report and, where liability cannot be excluded, limits its liability, at its election, to the re-supply of the analysis services or the cost of the re-supply of such services.

SOIL ANALYSIS REPORT

Report Number: 635076

Sample Number: 022071664	Paddock Name: MT11405	Date Received: 18-Aug-2020
Test Code: 2017-083		Date of Report: 27-Oct-2020
Purchase Order No: TPG		
Grower Name: SUSTAINABLE SOIL MANAG		

Analyte	Result	Units	Method Code	Analyte Testing Period
Aluminium % of Cations	<1	%	04-026-ICP8	24/08/2020 to 24/08/2020
Calcium/Magnesium Ratio	2.8		04-026-ICP8	20/08/2020 to 24/08/2020
pH (1:5 Water)	6.6		04-031-PH	20/08/2020 to 24/08/2020
Electrical Conductivity (1:5 water)	0.05	dS/m	04-031-PH	20/08/2020 to 24/08/2020
Chloride	<10	mg/kg	04-063-FIA3	19/08/2020 to 21/08/2020
Copper (DTPA)	0.77	mg/kg	04-024-ICP6	21/08/2020 to 24/08/2020
Zinc (DTPA)	0.53	mg/kg	04-024-ICP6	21/08/2020 to 24/08/2020
Manganese (DTPA)	25	mg/kg	04-024-ICP6	21/08/2020 to 24/08/2020
Iron (DTPA)	41	mg/kg	04-024-ICP6	21/08/2020 to 24/08/2020
Boron (Hot CaCl ₂)	0.64	mg/kg	04-025-ICP7	21/08/2020 to 24/08/2020
Molybdenum (Hot CaCl ₂) ^	<0.010	mg/kg	04-083-ICP27	20/08/2020 to 21/08/2020
Phosphorus Environmental Risk Index ^	0.15		04-020-ICP17	21/08/2020 to 21/08/2020

Sample condition on receipt: Suitable for testing.

The results pertain only to the sample submitted.

This document shall not be reproduced except in full.

Analyses performed on soil dried at 40°C and ground to 2mm or less.

^ NATA accreditation does not cover the performance of this service.

Accredited for compliance with ISO/IEC 17025 - Testing.

This results of the tests, calibrations and/or measurements included in this document are traceable to Australian/International standards.

Nutrient Advantage Laboratory Services

Nutrient Advantage is a trademark of Incitec Pivot Limited
Incitec Pivot Limited - ABN 42 004 080 264
8 South Rd, Werribee Vic 3030
Toll-free: 1800 803 453 Fax: (61 3) 9974 0699
Enquiries: lab.feedback@incitecpivot.com.au

Disclaimer: This analysis report is prepared solely for the client listed above. To the extent permitted by law, Incitec Pivot Limited excludes all liability in connection with this report and, where liability cannot be excluded, limits its liability, at its election, to the re-supply of the analysis services or the cost of the re-supply of such services.

SOIL ANALYSIS REPORT

Report Number: 635077

Sustainable Soils Management P/L
PO Box 130
WARREN
NSW 2824



Report Authorised
Paul Kennelly
Laboratory Manager
NATA Accredited Laboratory
Number: 11958

Sample Number: 022071663	Paddock Name: MT114515	Date Received: 18-Aug-2020
Test Code: 2017-083		Date of Report: 27-Oct-2020
Purchase Order No: TPG		
Grower Name: SUSTAINABLE SOIL MANAG		

Analyte	Result	Units	Method Code	Analyte Testing Period
2 hour natural aggregate ^	0			21/08/2020 to 21/08/2020
2 hour remoulded aggregate ^	1			21/08/2020 to 21/08/2020
20 hour natural aggregate ^	0			21/08/2020 to 21/08/2020
20 hour remoulded aggregate ^	2			21/08/2020 to 21/08/2020
Available Potassium ^	290	mg/kg	04-026-ICP8	20/08/2020 to 24/08/2020
Calcium % of Cations	59	%	04-026-ICP8	24/08/2020 to 24/08/2020
Emerson Class ^	3			21/08/2020 to 21/08/2020
Grass Tetany Risk Index ^	0.12		04-026-ICP8	20/08/2020 to 24/08/2020
Magnesium % of Cations	29	%	04-026-ICP8	24/08/2020 to 24/08/2020
Organic Matter (W&B * 1.72) ^	1.2	%	04-054-WCALC	25/08/2020 to 25/08/2020
Potassium % of Cations	10	%	04-026-ICP8	24/08/2020 to 24/08/2020
Slaking ^	0			21/08/2020 to 21/08/2020
Soil Colour	Brown		04-042-PHYS	25/08/2020 to 25/08/2020
Soil Texture	Clay		04-042-PHYS	25/08/2020 to 25/08/2020
pH (1:5 CaCl2)	5.4		04-031-PH	20/08/2020 to 24/08/2020
Electrical Conductivity (Sat. Ext.) ^	0.3	dS/m	04-054-WCALC	25/08/2020 to 25/08/2020
Organic Carbon (W&B)	0.70	%	04-018-UV1	24/08/2020 to 25/08/2020
Nitrate Nitrogen	16	mg/kg	04-063-FIA3	19/08/2020 to 21/08/2020
Ammonium Nitrogen	1.0	mg/kg	04-063-FIA3	19/08/2020 to 21/08/2020
Sulphur (KCl40)	2.6	mg/kg	04-021-ICP2	24/08/2020 to 25/08/2020
Phosphorus (Colwell)	5.1	mg/kg	04-013-COL_P	19/08/2020 to 21/08/2020
Phosphorus Buffer Index (PBI-Col)	71		04-020-ICP17	21/08/2020 to 21/08/2020
Potassium (Amm-acet.)	0.74	cmol(+)/kg	04-026-ICP8	20/08/2020 to 24/08/2020
Calcium (Amm-acet.)	4.3	cmol(+)/kg	04-026-ICP8	20/08/2020 to 24/08/2020
Magnesium (Amm-acet.)	2.1	cmol(+)/kg	04-026-ICP8	20/08/2020 to 24/08/2020
Sodium (Amm-acet.)	0.11	cmol(+)/kg	04-026-ICP8	20/08/2020 to 24/08/2020
Aluminium (KCl)	<9.0	mg/kg	04-027-ICP9	20/08/2020 to 21/08/2020
Aluminium (KCl)	<0.10	cmol(+)/kg	04-027-ICP9	20/08/2020 to 21/08/2020
Cation Exchange Capacity (Amm-acet.)	7.21	cmol(+)/kg	04-026-ICP8	24/08/2020 to 24/08/2020
Sodium % of cations	1.6	%	04-026-ICP8	24/08/2020 to 24/08/2020

Nutrient Advantage Laboratory Services

Nutrient Advantage is a trademark of Incitec Pivot Limited
Incitec Pivot Limited - ABN 42 004 080 264
8 South Rd, Werribee Vic 3030
Toll-free: 1800 803 453 Fax: (61 3) 9974 0699
Enquiries: lab.feedback@incitecpivot.com.au

Disclaimer: This analysis report is prepared solely for the client listed above. To the extent permitted by law, Incitec Pivot Limited excludes all liability in connection with this report and, where liability cannot be excluded, limits its liability, at its election, to the re-supply of the analysis services or the cost of the re-supply of such services.

SOIL ANALYSIS REPORT

Report Number: 635077

Sample Number: 022071663	Paddock Name: MT114515	Date Received: 18-Aug-2020
Test Code: 2017-083		Date of Report: 27-Oct-2020
Purchase Order No: TPG		
Grower Name: SUSTAINABLE SOIL MANAG		

Analyte	Result	Units	Method Code	Analyte Testing Period
Aluminium % of Cations	<1	%	04-026-ICP8	24/08/2020 to 24/08/2020
Calcium/Magnesium Ratio	2.0		04-026-ICP8	20/08/2020 to 24/08/2020
pH (1:5 Water)	6.4		04-031-PH	20/08/2020 to 24/08/2020
Electrical Conductivity (1:5 water)	0.05	dS/m	04-031-PH	20/08/2020 to 24/08/2020
Chloride	13	mg/kg	04-063-FIA3	19/08/2020 to 21/08/2020
Copper (DTPA)	0.94	mg/kg	04-024-ICP6	21/08/2020 to 24/08/2020
Zinc (DTPA)	0.21	mg/kg	04-024-ICP6	21/08/2020 to 24/08/2020
Manganese (DTPA)	37	mg/kg	04-024-ICP6	21/08/2020 to 24/08/2020
Iron (DTPA)	41	mg/kg	04-024-ICP6	21/08/2020 to 24/08/2020
Boron (Hot CaCl ₂)	0.61	mg/kg	04-025-ICP7	21/08/2020 to 24/08/2020
Molybdenum (Hot CaCl ₂) ^	<0.010	mg/kg	04-083-ICP27	20/08/2020 to 21/08/2020
Phosphorus Environmental Risk Index ^	0.07		04-020-ICP17	21/08/2020 to 21/08/2020

Sample condition on receipt: Suitable for testing.

The results pertain only to the sample submitted.

This document shall not be reproduced except in full.

Analyses performed on soil dried at 40°C and ground to 2mm or less.

^ NATA accreditation does not cover the performance of this service.

Accredited for compliance with ISO/IEC 17025 - Testing.

This results of the tests, calibrations and/or measurements included in this document are traceable to Australian/International standards.

Nutrient Advantage Laboratory Services

Nutrient Advantage is a trademark of Incitec Pivot Limited
Incitec Pivot Limited - ABN 42 004 080 264
8 South Rd, Werribee Vic 3030
Toll-free: 1800 803 453 Fax: (61 3) 9974 0699
Enquiries: lab.feedback@incitecpivot.com.au

Disclaimer: This analysis report is prepared solely for the client listed above. To the extent permitted by law, Incitec Pivot Limited excludes all liability in connection with this report and, where liability cannot be excluded, limits its liability, at its election, to the re-supply of the analysis services or the cost of the re-supply of such services.

SOIL ANALYSIS REPORT

Report Number: 635078

Sustainable Soils Management P/L
PO Box 130
WARREN
NSW 2824



Report Authorised
Paul Kennelly
Laboratory Manager
NATA Accredited Laboratory
Number: 11958

Sample Number: 022071662	Paddock Name: MT1141530	Date Received: 18-Aug-2020
Test Code: 2017-065		Date of Report: 27-Oct-2020
Purchase Order No: TPG		
Grower Name: SUSTAINABLE SOIL MANAG		

Analyte	Result	Units	Method Code	Analyte Testing Period
2 hour natural aggregate ^	0			21/08/2020 to 21/08/2020
2 hour remoulded aggregate ^	4			21/08/2020 to 21/08/2020
20 hour natural aggregate ^	1			21/08/2020 to 21/08/2020
20 hour remoulded aggregate ^	4			21/08/2020 to 21/08/2020
Available Potassium ^	240	mg/kg	04-026-ICP8	20/08/2020 to 24/08/2020
Calcium % of Cations	48	%	04-026-ICP8	24/08/2020 to 24/08/2020
Emerson Class ^	3			21/08/2020 to 21/08/2020
Grass Tetany Risk Index ^	0.069		04-026-ICP8	20/08/2020 to 24/08/2020
Magnesium % of Cations	41	%	04-026-ICP8	24/08/2020 to 24/08/2020
Potassium % of Cations	6.2	%	04-026-ICP8	24/08/2020 to 24/08/2020
Slaking ^	0			21/08/2020 to 21/08/2020
pH (1:5 CaCl2)	5.8		04-031-PH	20/08/2020 to 24/08/2020
Nitrate Nitrogen	24	mg/kg	04-063-FIA3	19/08/2020 to 21/08/2020
Ammonium Nitrogen	0.91	mg/kg	04-063-FIA3	19/08/2020 to 21/08/2020
Potassium (Amm-acet.)	0.60	cmol(+)/kg	04-026-ICP8	20/08/2020 to 24/08/2020
Calcium (Amm-acet.)	4.7	cmol(+)/kg	04-026-ICP8	20/08/2020 to 24/08/2020
Magnesium (Amm-acet.)	4.0	cmol(+)/kg	04-026-ICP8	20/08/2020 to 24/08/2020
Sodium (Amm-acet.)	0.46	cmol(+)/kg	04-026-ICP8	20/08/2020 to 24/08/2020
Aluminium (KCl)	<9.0	mg/kg	04-027-ICP9	20/08/2020 to 21/08/2020
Aluminium (KCl)	<0.10	cmol(+)/kg	04-027-ICP9	20/08/2020 to 21/08/2020
Cation Exchange Capacity (Amm-acet.)	9.72	cmol(+)/kg	04-026-ICP8	24/08/2020 to 24/08/2020
Sodium % of cations	4.8	%	04-026-ICP8	24/08/2020 to 24/08/2020
Aluminium % of Cations	<1	%	04-026-ICP8	24/08/2020 to 24/08/2020
Calcium/Magnesium Ratio	1.2		04-026-ICP8	20/08/2020 to 24/08/2020
pH (1:5 Water)	6.9		04-031-PH	20/08/2020 to 24/08/2020
Electrical Conductivity (1:5 water)	0.07	dS/m	04-031-PH	20/08/2020 to 24/08/2020
Chloride	15	mg/kg	04-063-FIA3	19/08/2020 to 21/08/2020

Nutrient Advantage Laboratory Services

Nutrient Advantage is a trademark of Incitec Pivot Limited
Incitec Pivot Limited - ABN 42 004 080 264
8 South Rd, Werribee Vic 3030
Toll-free: 1800 803 453 Fax: (61 3) 9974 0699
Enquiries: lab.feedback@incitecpivot.com.au

Disclaimer: This analysis report is prepared solely for the client listed above. To the extent permitted by law, Incitec Pivot Limited excludes all liability in connection with this report and, where liability cannot be excluded, limits its liability, at its election, to the re-supply of the analysis services or the cost of the re-supply of such services.

Report Number: 635078

Sample condition on receipt: Suitable for testing.

The results pertain only to the sample submitted.

This document shall not be reproduced except in full.

Analyses performed on soil dried at 40°C and ground to 2mm or less.

^ NATA accreditation does not cover the performance of this service.

Accredited for compliance with ISO/IEC 17025 - Testing.

This results of the tests, calibrations and/or measurements included in this document are traceable to Australian/International standards.

Nutrient Advantage Laboratory Services

Nutrient Advantage is a trademark of Incitec Pivot Limited

Incitec Pivot Limited - ABN 42 004 080 264

8 South Rd, Werribee Vic 3030

Toll-free: 1800 803 453 Fax: (61 3) 9974 0699

Enquiries: lab.feedback@incitecpivot.com.au

Disclaimer: This analysis report is prepared solely for the client listed above. To the extent permitted by law, Incitec Pivot Limited excludes all liability in connection with this report and, where liability cannot be excluded, limits its liability, at its election, to the re-supply of the analysis services or the cost of the re-supply of such services.

SOIL ANALYSIS REPORT

Report Number: 635079

Sustainable Soils Management P/L
PO Box 130
WARREN
NSW 2824



Report Authorised
Paul Kennelly
Laboratory Manager
NATA Accredited Laboratory
Number: 11958

Sample Number: 022071661	Paddock Name: MT1143060	Date Received: 18-Aug-2020
Test Code: 2017-065		Date of Report: 27-Oct-2020
Purchase Order No: TPG		
Grower Name: SUSTAINABLE SOIL MANAG		

Analyte	Result	Units	Method Code	Analyte Testing Period
2 hour natural aggregate ^	4			21/08/2020 to 21/08/2020
2 hour remoulded aggregate ^	4			21/08/2020 to 21/08/2020
20 hour natural aggregate ^	4			21/08/2020 to 21/08/2020
20 hour remoulded aggregate ^	4			21/08/2020 to 21/08/2020
Available Potassium ^	330	mg/kg	04-026-ICP8	20/08/2020 to 24/08/2020
Calcium % of Cations	41	%	04-026-ICP8	24/08/2020 to 24/08/2020
Emerson Class ^	1			21/08/2020 to 21/08/2020
Grass Tetany Risk Index ^	0.064		04-026-ICP8	20/08/2020 to 24/08/2020
Magnesium % of Cations	47	%	04-026-ICP8	24/08/2020 to 24/08/2020
Potassium % of Cations	5.7	%	04-026-ICP8	24/08/2020 to 24/08/2020
Slaking ^	0			21/08/2020 to 21/08/2020
pH (1:5 CaCl2)	6.9		04-031-PH	20/08/2020 to 24/08/2020
Nitrate Nitrogen	2.5	mg/kg	04-063-FIA3	19/08/2020 to 21/08/2020
Ammonium Nitrogen	0.73	mg/kg	04-063-FIA3	19/08/2020 to 21/08/2020
Potassium (Amm-acet.)	0.84	cmol(+)/kg	04-026-ICP8	20/08/2020 to 24/08/2020
Calcium (Amm-acet.)	6.1	cmol(+)/kg	04-026-ICP8	20/08/2020 to 24/08/2020
Magnesium (Amm-acet.)	7.0	cmol(+)/kg	04-026-ICP8	20/08/2020 to 24/08/2020
Sodium (Amm-acet.)	0.87	cmol(+)/kg	04-026-ICP8	20/08/2020 to 24/08/2020
Aluminium (KCl)	<9.0	mg/kg	04-027-ICP9	20/08/2020 to 21/08/2020
Aluminium (KCl)	<0.10	cmol(+)/kg	04-027-ICP9	20/08/2020 to 21/08/2020
Cation Exchange Capacity (Amm-acet.)	14.8	cmol(+)/kg	04-026-ICP8	24/08/2020 to 24/08/2020
Sodium % of cations	5.8	%	04-026-ICP8	24/08/2020 to 24/08/2020
Aluminium % of Cations	<1	%	04-026-ICP8	24/08/2020 to 24/08/2020
Calcium/Magnesium Ratio	0.87		04-026-ICP8	20/08/2020 to 24/08/2020
pH (1:5 Water)	8.3		04-031-PH	20/08/2020 to 24/08/2020
Electrical Conductivity (1:5 water)	0.05	dS/m	04-031-PH	20/08/2020 to 24/08/2020
Chloride	<10	mg/kg	04-063-FIA3	19/08/2020 to 21/08/2020

Nutrient Advantage Laboratory Services

Nutrient Advantage is a trademark of Incitec Pivot Limited
Incitec Pivot Limited - ABN 42 004 080 264
8 South Rd, Werribee Vic 3030
Toll-free: 1800 803 453 Fax: (61 3) 9974 0699
Enquiries: lab.feedback@incitecpivot.com.au

Disclaimer: This analysis report is prepared solely for the client listed above. To the extent permitted by law, Incitec Pivot Limited excludes all liability in connection with this report and, where liability cannot be excluded, limits its liability, at its election, to the re-supply of the analysis services or the cost of the re-supply of such services.

SOIL ANALYSIS REPORT

Report Number: 635079

Sample condition on receipt: Suitable for testing.

The results pertain only to the sample submitted.

This document shall not be reproduced except in full.

Analyses performed on soil dried at 40°C and ground to 2mm or less.

^ NATA accreditation does not cover the performance of this service.

Accredited for compliance with ISO/IEC 17025 - Testing.

This results of the tests, calibrations and/or measurements included in this document are traceable to Australian/International standards.

Nutrient Advantage Laboratory Services

Nutrient Advantage is a trademark of Incitec Pivot Limited

Incitec Pivot Limited - ABN 42 004 080 264

8 South Rd, Werribee Vic 3030

Toll-free: 1800 803 453 Fax: (61 3) 9974 0699

Enquiries: lab.feedback@incitecpivot.com.au

Disclaimer: This analysis report is prepared solely for the client listed above. To the extent permitted by law, Incitec Pivot Limited excludes all liability in connection with this report and, where liability cannot be excluded, limits its liability, at its election, to the re-supply of the analysis services or the cost of the re-supply of such services.

SOIL ANALYSIS REPORT

Report Number: 635080

Sustainable Soils Management P/L
PO Box 130
WARREN
NSW 2824



Report Authorised
Paul Kennelly
Laboratory Manager
NATA Accredited Laboratory
Number: 11958

Sample Number: 022071660	Paddock Name: MT11460100	Date Received: 18-Aug-2020
Test Code: 2017-065		Date of Report: 27-Oct-2020
Purchase Order No: TPG		
Grower Name: SUSTAINABLE SOIL MANAG		

Analyte	Result	Units	Method Code	Analyte Testing Period
2 hour natural aggregate ^	3			21/08/2020 to 21/08/2020
2 hour remoulded aggregate ^	4			21/08/2020 to 21/08/2020
20 hour natural aggregate ^	3			21/08/2020 to 21/08/2020
20 hour remoulded aggregate ^	4			21/08/2020 to 21/08/2020
Available Potassium ^	300	mg/kg	04-026-ICP8	20/08/2020 to 24/08/2020
Calcium % of Cations	31	%	04-026-ICP8	24/08/2020 to 24/08/2020
Emerson Class ^	2			21/08/2020 to 21/08/2020
Grass Tetany Risk Index ^	0.051		04-026-ICP8	20/08/2020 to 24/08/2020
Magnesium % of Cations	53	%	04-026-ICP8	24/08/2020 to 24/08/2020
Potassium % of Cations	4.3	%	04-026-ICP8	24/08/2020 to 24/08/2020
Slaking ^	0			21/08/2020 to 21/08/2020
pH (1:5 CaCl2)	8.2		04-031-PH	20/08/2020 to 24/08/2020
Nitrate Nitrogen	1.7	mg/kg	04-063-FIA3	19/08/2020 to 21/08/2020
Ammonium Nitrogen	<0.60	mg/kg	04-063-FIA3	19/08/2020 to 21/08/2020
Potassium (Amm-acet.)	0.76	cmol(+)/kg	04-026-ICP8	20/08/2020 to 24/08/2020
Calcium (Amm-acet.)	5.5	cmol(+)/kg	04-026-ICP8	20/08/2020 to 24/08/2020
Magnesium (Amm-acet.)	9.3	cmol(+)/kg	04-026-ICP8	20/08/2020 to 24/08/2020
Sodium (Amm-acet.)	2.0	cmol(+)/kg	04-026-ICP8	20/08/2020 to 24/08/2020
Aluminium (KCl)	<9.0	mg/kg	04-027-ICP9	20/08/2020 to 21/08/2020
Aluminium (KCl)	<0.10	cmol(+)/kg	04-027-ICP9	20/08/2020 to 21/08/2020
Cation Exchange Capacity (Amm-acet.)	17.5	cmol(+)/kg	04-026-ICP8	24/08/2020 to 24/08/2020
Sodium % of cations	11	%	04-026-ICP8	24/08/2020 to 24/08/2020
Aluminium % of Cations	<1	%	04-026-ICP8	24/08/2020 to 24/08/2020
Calcium/Magnesium Ratio	0.59		04-026-ICP8	20/08/2020 to 24/08/2020
pH (1:5 Water)	9.2		04-031-PH	20/08/2020 to 24/08/2020
Electrical Conductivity (1:5 water)	0.20	dS/m	04-031-PH	20/08/2020 to 24/08/2020
Chloride	63	mg/kg	04-063-FIA3	19/08/2020 to 21/08/2020

Nutrient Advantage Laboratory Services

Nutrient Advantage is a trademark of Incitec Pivot Limited
Incitec Pivot Limited - ABN 42 004 080 264
8 South Rd, Werribee Vic 3030
Toll-free: 1800 803 453 Fax: (61 3) 9974 0699
Enquiries: lab.feedback@incitecpivot.com.au

Disclaimer: This analysis report is prepared solely for the client listed above. To the extent permitted by law, Incitec Pivot Limited excludes all liability in connection with this report and, where liability cannot be excluded, limits its liability, at its election, to the re-supply of the analysis services or the cost of the re-supply of such services.

Report Number: 635080

Sample condition on receipt: Suitable for testing.

The results pertain only to the sample submitted.

This document shall not be reproduced except in full.

Analyses performed on soil dried at 40°C and ground to 2mm or less.

^ NATA accreditation does not cover the performance of this service.

Accredited for compliance with ISO/IEC 17025 - Testing.

This results of the tests, calibrations and/or measurements included in this document are traceable to Australian/International standards.

Nutrient Advantage Laboratory Services

Nutrient Advantage is a trademark of Incitec Pivot Limited

Incitec Pivot Limited - ABN 42 004 080 264

8 South Rd, Werribee Vic 3030

Toll-free: 1800 803 453 Fax: (61 3) 9974 0699

Enquiries: lab.feedback@incitecpivot.com.au

Disclaimer: This analysis report is prepared solely for the client listed above. To the extent permitted by law, Incitec Pivot Limited excludes all liability in connection with this report and, where liability cannot be excluded, limits its liability, at its election, to the re-supply of the analysis services or the cost of the re-supply of such services.

SOIL ANALYSIS REPORT

Report Number: 635081

Sustainable Soils Management P/L
PO Box 130
WARREN
NSW 2824



Report Authorised
Paul Kennelly
Laboratory Manager
NATA Accredited Laboratory
Number: 11958

Sample Number: 022071659	Paddock Name: MT11505	Date Received: 18-Aug-2020
Test Code: 2017-083		Date of Report: 27-Oct-2020
Purchase Order No: TPG		
Grower Name: SUSTAINABLE SOIL MANAG		

Analyte	Result	Units	Method Code	Analyte Testing Period
2 hour natural aggregate ^	3			21/08/2020 to 21/08/2020
2 hour remoulded aggregate ^	3			21/08/2020 to 21/08/2020
20 hour natural aggregate ^	3			21/08/2020 to 21/08/2020
20 hour remoulded aggregate ^	4			21/08/2020 to 21/08/2020
Available Potassium ^	370	mg/kg	04-026-ICP8	20/08/2020 to 24/08/2020
Calcium % of Cations	65	%	04-026-ICP8	24/08/2020 to 24/08/2020
Emerson Class ^	2			21/08/2020 to 21/08/2020
Grass Tetany Risk Index ^	0.16		04-026-ICP8	20/08/2020 to 24/08/2020
Magnesium % of Cations	20	%	04-026-ICP8	24/08/2020 to 24/08/2020
Organic Matter (W&B * 1.72) ^	1.5	%	04-054-WCALC	25/08/2020 to 25/08/2020
Potassium % of Cations	13	%	04-026-ICP8	24/08/2020 to 24/08/2020
Slaking ^	0			21/08/2020 to 21/08/2020
Soil Colour	Brown		04-042-PHYS	25/08/2020 to 25/08/2020
Soil Texture	Clay		04-042-PHYS	25/08/2020 to 25/08/2020
pH (1:5 CaCl2)	5.9		04-031-PH	20/08/2020 to 24/08/2020
Electrical Conductivity (Sat. Ext.) ^	0.2	dS/m	04-054-WCALC	25/08/2020 to 25/08/2020
Organic Carbon (W&B)	0.85	%	04-018-UV1	24/08/2020 to 25/08/2020
Nitrate Nitrogen	2.5	mg/kg	04-063-FIA3	19/08/2020 to 21/08/2020
Ammonium Nitrogen	1.3	mg/kg	04-063-FIA3	19/08/2020 to 21/08/2020
Sulphur (KCl40)	2.4	mg/kg	04-021-ICP2	24/08/2020 to 25/08/2020
Phosphorus (Colwell)	<5.0	mg/kg	04-013-COL_P	19/08/2020 to 21/08/2020
Phosphorus Buffer Index (PBI-Col)	56		04-020-ICP17	21/08/2020 to 21/08/2020
Potassium (Amm-acet.)	0.93	cmol(+)/kg	04-026-ICP8	20/08/2020 to 24/08/2020
Calcium (Amm-acet.)	4.5	cmol(+)/kg	04-026-ICP8	20/08/2020 to 24/08/2020
Magnesium (Amm-acet.)	1.4	cmol(+)/kg	04-026-ICP8	20/08/2020 to 24/08/2020
Sodium (Amm-acet.)	0.11	cmol(+)/kg	04-026-ICP8	20/08/2020 to 24/08/2020
Aluminium (KCl)	<9.0	mg/kg	04-027-ICP9	20/08/2020 to 21/08/2020
Aluminium (KCl)	<0.10	cmol(+)/kg	04-027-ICP9	20/08/2020 to 21/08/2020
Cation Exchange Capacity (Amm-acet.)	6.99	cmol(+)/kg	04-026-ICP8	24/08/2020 to 24/08/2020
Sodium % of cations	1.5	%	04-026-ICP8	24/08/2020 to 24/08/2020

Nutrient Advantage Laboratory Services

Nutrient Advantage is a trademark of Incitec Pivot Limited
Incitec Pivot Limited - ABN 42 004 080 264
8 South Rd, Werribee Vic 3030
Toll-free: 1800 803 453 Fax: (61 3) 9974 0699
Enquiries: lab.feedback@incitecpivot.com.au

Disclaimer: This analysis report is prepared solely for the client listed above. To the extent permitted by law, Incitec Pivot Limited excludes all liability in connection with this report and, where liability cannot be excluded, limits its liability, at its election, to the re-supply of the analysis services or the cost of the re-supply of such services.

SOIL ANALYSIS REPORT

Report Number: 635081

Sample Number: 022071659	Paddock Name: MT11505	Date Received: 18-Aug-2020
Test Code: 2017-083		Date of Report: 27-Oct-2020
Purchase Order No: TPG		
Grower Name: SUSTAINABLE SOIL MANAG		

Analyte	Result	Units	Method Code	Analyte Testing Period
Aluminium % of Cations	<1	%	04-026-ICP8	24/08/2020 to 24/08/2020
Calcium/Magnesium Ratio	3.2		04-026-ICP8	20/08/2020 to 24/08/2020
pH (1:5 Water)	7.0		04-031-PH	20/08/2020 to 24/08/2020
Electrical Conductivity (1:5 water)	0.04	dS/m	04-031-PH	20/08/2020 to 24/08/2020
Chloride	<10	mg/kg	04-063-FIA3	19/08/2020 to 21/08/2020
Copper (DTPA)	0.61	mg/kg	04-024-ICP6	21/08/2020 to 24/08/2020
Zinc (DTPA)	0.27	mg/kg	04-024-ICP6	21/08/2020 to 24/08/2020
Manganese (DTPA)	26	mg/kg	04-024-ICP6	21/08/2020 to 24/08/2020
Iron (DTPA)	42	mg/kg	04-024-ICP6	21/08/2020 to 24/08/2020
Boron (Hot CaCl ₂)	0.67	mg/kg	04-025-ICP7	21/08/2020 to 24/08/2020
Molybdenum (Hot CaCl ₂) ^	<0.010	mg/kg	04-083-ICP27	20/08/2020 to 21/08/2020
Phosphorus Environmental Risk Index ^	0.09		04-020-ICP17	21/08/2020 to 21/08/2020

Sample condition on receipt: Suitable for testing.

The results pertain only to the sample submitted.

This document shall not be reproduced except in full.

Analyses performed on soil dried at 40°C and ground to 2mm or less.

^ NATA accreditation does not cover the performance of this service.

Accredited for compliance with ISO/IEC 17025 - Testing.

This results of the tests, calibrations and/or measurements included in this document are traceable to Australian/International standards.

Nutrient Advantage Laboratory Services

Nutrient Advantage is a trademark of Incitec Pivot Limited
Incitec Pivot Limited - ABN 42 004 080 264
8 South Rd, Werribee Vic 3030
Toll-free: 1800 803 453 Fax: (61 3) 9974 0699
Enquiries: lab.feedback@incitecpivot.com.au

Disclaimer: This analysis report is prepared solely for the client listed above. To the extent permitted by law, Incitec Pivot Limited excludes all liability in connection with this report and, where liability cannot be excluded, limits its liability, at its election, to the re-supply of the analysis services or the cost of the re-supply of such services.

SOIL ANALYSIS REPORT

Report Number: 635082

Sustainable Soils Management P/L
PO Box 130
WARREN
NSW 2824



Report Authorised
Paul Kennelly
Laboratory Manager
NATA Accredited Laboratory
Number: 11958

Sample Number: 022071658	Paddock Name: MT115515	Date Received: 18-Aug-2020
Test Code: 2017-083		Date of Report: 27-Oct-2020
Purchase Order No: TPG		
Grower Name: SUSTAINABLE SOIL MANAG		

Analyte	Result	Units	Method Code	Analyte Testing Period
2 hour natural aggregate ^	4			21/08/2020 to 21/08/2020
2 hour remoulded aggregate ^	4			21/08/2020 to 21/08/2020
20 hour natural aggregate ^	4			21/08/2020 to 21/08/2020
20 hour remoulded aggregate ^	4			21/08/2020 to 21/08/2020
Available Potassium ^	290	mg/kg	04-026-ICP8	20/08/2020 to 24/08/2020
Calcium % of Cations	62	%	04-026-ICP8	24/08/2020 to 24/08/2020
Emerson Class ^	1			21/08/2020 to 21/08/2020
Grass Tetany Risk Index ^	0.14		04-026-ICP8	20/08/2020 to 24/08/2020
Magnesium % of Cations	24	%	04-026-ICP8	24/08/2020 to 24/08/2020
Organic Matter (W&B * 1.72) ^	0.72	%	04-054-WCALC	25/08/2020 to 25/08/2020
Potassium % of Cations	12	%	04-026-ICP8	24/08/2020 to 24/08/2020
Slaking ^	0			21/08/2020 to 21/08/2020
Soil Colour	Red-brown		04-042-PHYS	25/08/2020 to 25/08/2020
Soil Texture	Clay		04-042-PHYS	25/08/2020 to 25/08/2020
pH (1:5 CaCl2)	6.2		04-031-PH	20/08/2020 to 24/08/2020
Electrical Conductivity (Sat. Ext.) ^	0.2	dS/m	04-054-WCALC	25/08/2020 to 25/08/2020
Organic Carbon (W&B)	0.42	%	04-018-UV1	24/08/2020 to 25/08/2020
Nitrate Nitrogen	0.77	mg/kg	04-063-FIA3	19/08/2020 to 21/08/2020
Ammonium Nitrogen	0.66	mg/kg	04-063-FIA3	19/08/2020 to 21/08/2020
Sulphur (KCl40)	1.1	mg/kg	04-021-ICP2	24/08/2020 to 25/08/2020
Phosphorus (Colwell)	<5.0	mg/kg	04-013-COL_P	19/08/2020 to 21/08/2020
Phosphorus Buffer Index (PBI-Col)	45		04-020-ICP17	21/08/2020 to 21/08/2020
Potassium (Amm-acet.)	0.73	cmol(+)/kg	04-026-ICP8	20/08/2020 to 24/08/2020
Calcium (Amm-acet.)	3.9	cmol(+)/kg	04-026-ICP8	20/08/2020 to 24/08/2020
Magnesium (Amm-acet.)	1.5	cmol(+)/kg	04-026-ICP8	20/08/2020 to 24/08/2020
Sodium (Amm-acet.)	0.11	cmol(+)/kg	04-026-ICP8	20/08/2020 to 24/08/2020
Aluminium (KCl)	<9.0	mg/kg	04-027-ICP9	20/08/2020 to 21/08/2020
Aluminium (KCl)	<0.10	cmol(+)/kg	04-027-ICP9	20/08/2020 to 21/08/2020
Cation Exchange Capacity (Amm-acet.)	6.22	cmol(+)/kg	04-026-ICP8	24/08/2020 to 24/08/2020
Sodium % of cations	1.7	%	04-026-ICP8	24/08/2020 to 24/08/2020

Nutrient Advantage Laboratory Services

Nutrient Advantage is a trademark of Incitec Pivot Limited
Incitec Pivot Limited - ABN 42 004 080 264
8 South Rd, Werribee Vic 3030
Toll-free: 1800 803 453 Fax: (61 3) 9974 0699
Enquiries: lab.feedback@incitecpivot.com.au

Disclaimer: This analysis report is prepared solely for the client listed above. To the extent permitted by law, Incitec Pivot Limited excludes all liability in connection with this report and, where liability cannot be excluded, limits its liability, at its election, to the re-supply of the analysis services or the cost of the re-supply of such services.

SOIL ANALYSIS REPORT

Report Number: 635082

Sample Number: 022071658	Paddock Name: MT115515	Date Received: 18-Aug-2020
Test Code: 2017-083		Date of Report: 27-Oct-2020
Purchase Order No: TPG		
Grower Name: SUSTAINABLE SOIL MANAG		

Analyte	Result	Units	Method Code	Analyte Testing Period
Aluminium % of Cations	<1	%	04-026-ICP8	24/08/2020 to 24/08/2020
Calcium/Magnesium Ratio	2.6		04-026-ICP8	20/08/2020 to 24/08/2020
pH (1:5 Water)	7.4		04-031-PH	20/08/2020 to 24/08/2020
Electrical Conductivity (1:5 water)	0.03	dS/m	04-031-PH	20/08/2020 to 24/08/2020
Chloride	<10	mg/kg	04-063-FIA3	19/08/2020 to 21/08/2020
Copper (DTPA)	0.44	mg/kg	04-024-ICP6	21/08/2020 to 24/08/2020
Zinc (DTPA)	0.099	mg/kg	04-024-ICP6	21/08/2020 to 24/08/2020
Manganese (DTPA)	11	mg/kg	04-024-ICP6	21/08/2020 to 24/08/2020
Iron (DTPA)	23	mg/kg	04-024-ICP6	21/08/2020 to 24/08/2020
Boron (Hot CaCl ₂)	0.70	mg/kg	04-025-ICP7	21/08/2020 to 24/08/2020
Molybdenum (Hot CaCl ₂) ^	<0.010	mg/kg	04-083-ICP27	20/08/2020 to 21/08/2020
Phosphorus Environmental Risk Index ^	0.11		04-020-ICP17	21/08/2020 to 21/08/2020

Sample condition on receipt: Suitable for testing.

The results pertain only to the sample submitted.

This document shall not be reproduced except in full.

Analyses performed on soil dried at 40°C and ground to 2mm or less.

^ NATA accreditation does not cover the performance of this service.

Accredited for compliance with ISO/IEC 17025 - Testing.

This results of the tests, calibrations and/or measurements included in this document are traceable to Australian/International standards.

Nutrient Advantage Laboratory Services

Nutrient Advantage is a trademark of Incitec Pivot Limited
Incitec Pivot Limited - ABN 42 004 080 264
8 South Rd, Werribee Vic 3030
Toll-free: 1800 803 453 Fax: (61 3) 9974 0699
Enquiries: lab.feedback@incitecpivot.com.au

Disclaimer: This analysis report is prepared solely for the client listed above. To the extent permitted by law, Incitec Pivot Limited excludes all liability in connection with this report and, where liability cannot be excluded, limits its liability, at its election, to the re-supply of the analysis services or the cost of the re-supply of such services.

SOIL ANALYSIS REPORT

Report Number: 635083

Sustainable Soils Management P/L
PO Box 130
WARREN
NSW 2824



Report Authorised
Paul Kennelly
Laboratory Manager
NATA Accredited Laboratory
Number: 11958

Sample Number: 022071657	Paddock Name: MT1151530	Date Received: 18-Aug-2020
Test Code: 2017-065		Date of Report: 27-Oct-2020
Purchase Order No: TPG		
Grower Name: SUSTAINABLE SOIL MANAG		

Analyte	Result	Units	Method Code	Analyte Testing Period
2 hour natural aggregate ^	4			21/08/2020 to 21/08/2020
2 hour remoulded aggregate ^	4			21/08/2020 to 21/08/2020
20 hour natural aggregate ^	4			21/08/2020 to 21/08/2020
20 hour remoulded aggregate ^	4			21/08/2020 to 21/08/2020
Available Potassium ^	270	mg/kg	04-026-ICP8	20/08/2020 to 24/08/2020
Calcium % of Cations	49	%	04-026-ICP8	24/08/2020 to 24/08/2020
Emerson Class ^	1			21/08/2020 to 21/08/2020
Grass Tetany Risk Index ^	0.085		04-026-ICP8	20/08/2020 to 24/08/2020
Magnesium % of Cations	38	%	04-026-ICP8	24/08/2020 to 24/08/2020
Potassium % of Cations	7.4	%	04-026-ICP8	24/08/2020 to 24/08/2020
Slaking ^	0			21/08/2020 to 21/08/2020
pH (1:5 CaCl2)	6.6		04-031-PH	20/08/2020 to 24/08/2020
Nitrate Nitrogen	0.76	mg/kg	04-063-FIA3	19/08/2020 to 21/08/2020
Ammonium Nitrogen	<0.60	mg/kg	04-063-FIA3	19/08/2020 to 21/08/2020
Potassium (Amm-acet.)	0.70	cmol(+)/kg	04-026-ICP8	20/08/2020 to 24/08/2020
Calcium (Amm-acet.)	4.6	cmol(+)/kg	04-026-ICP8	20/08/2020 to 24/08/2020
Magnesium (Amm-acet.)	3.6	cmol(+)/kg	04-026-ICP8	20/08/2020 to 24/08/2020
Sodium (Amm-acet.)	0.50	cmol(+)/kg	04-026-ICP8	20/08/2020 to 24/08/2020
Aluminium (KCl)	<9.0	mg/kg	04-027-ICP9	20/08/2020 to 21/08/2020
Aluminium (KCl)	<0.10	cmol(+)/kg	04-027-ICP9	20/08/2020 to 21/08/2020
Cation Exchange Capacity (Amm-acet.)	9.39	cmol(+)/kg	04-026-ICP8	24/08/2020 to 24/08/2020
Sodium % of cations	5.3	%	04-026-ICP8	24/08/2020 to 24/08/2020
Aluminium % of Cations	<1	%	04-026-ICP8	24/08/2020 to 24/08/2020
Calcium/Magnesium Ratio	1.3		04-026-ICP8	20/08/2020 to 24/08/2020
pH (1:5 Water)	8.0		04-031-PH	20/08/2020 to 24/08/2020
Electrical Conductivity (1:5 water)	0.04	dS/m	04-031-PH	20/08/2020 to 24/08/2020
Chloride	<10	mg/kg	04-063-FIA3	19/08/2020 to 21/08/2020

Nutrient Advantage Laboratory Services

Nutrient Advantage is a trademark of Incitec Pivot Limited
Incitec Pivot Limited - ABN 42 004 080 264
8 South Rd, Werribee Vic 3030
Toll-free: 1800 803 453 Fax: (61 3) 9974 0699
Enquiries: lab.feedback@incitecpivot.com.au

Disclaimer: This analysis report is prepared solely for the client listed above. To the extent permitted by law, Incitec Pivot Limited excludes all liability in connection with this report and, where liability cannot be excluded, limits its liability, at its election, to the re-supply of the analysis services or the cost of the re-supply of such services.

Report Number: 635083

Sample condition on receipt: Suitable for testing.

The results pertain only to the sample submitted.

This document shall not be reproduced except in full.

Analyses performed on soil dried at 40°C and ground to 2mm or less.

^ NATA accreditation does not cover the performance of this service.

Accredited for compliance with ISO/IEC 17025 - Testing.

This results of the tests, calibrations and/or measurements included in this document are traceable to Australian/International standards.

Nutrient Advantage Laboratory Services

Nutrient Advantage is a trademark of Incitec Pivot Limited

Incitec Pivot Limited - ABN 42 004 080 264

8 South Rd, Werribee Vic 3030

Toll-free: 1800 803 453 Fax: (61 3) 9974 0699

Enquiries: lab.feedback@incitecpivot.com.au

Disclaimer: This analysis report is prepared solely for the client listed above. To the extent permitted by law, Incitec Pivot Limited excludes all liability in connection with this report and, where liability cannot be excluded, limits its liability, at its election, to the re-supply of the analysis services or the cost of the re-supply of such services.

SOIL ANALYSIS REPORT

Report Number: 635084

Sustainable Soils Management P/L
PO Box 130
WARREN
NSW 2824



Report Authorised
Paul Kennelly
Laboratory Manager
NATA Accredited Laboratory
Number: 11958

Sample Number: 022071656	Paddock Name: MT1153060	Date Received: 18-Aug-2020
Test Code: 2017-065		Date of Report: 27-Oct-2020
Purchase Order No: TPG		
Grower Name: SUSTAINABLE SOIL MANAG		

Analyte	Result	Units	Method Code	Analyte Testing Period
2 hour natural aggregate ^	4			21/08/2020 to 21/08/2020
2 hour remoulded aggregate ^	4			21/08/2020 to 21/08/2020
20 hour natural aggregate ^	4			21/08/2020 to 21/08/2020
20 hour remoulded aggregate ^	4			21/08/2020 to 21/08/2020
Available Potassium ^	330	mg/kg	04-026-ICP8	20/08/2020 to 24/08/2020
Calcium % of Cations	38	%	04-026-ICP8	24/08/2020 to 24/08/2020
Emerson Class ^	1			21/08/2020 to 21/08/2020
Grass Tetany Risk Index ^	0.070		04-026-ICP8	20/08/2020 to 24/08/2020
Magnesium % of Cations	47	%	04-026-ICP8	24/08/2020 to 24/08/2020
Potassium % of Cations	6.0	%	04-026-ICP8	24/08/2020 to 24/08/2020
Slaking ^	0			21/08/2020 to 21/08/2020
pH (1:5 CaCl2)	7.0		04-031-PH	20/08/2020 to 24/08/2020
Nitrate Nitrogen	0.70	mg/kg	04-063-FIA3	19/08/2020 to 21/08/2020
Ammonium Nitrogen	<0.60	mg/kg	04-063-FIA3	19/08/2020 to 21/08/2020
Potassium (Amm-acet.)	0.84	cmol(+)/kg	04-026-ICP8	20/08/2020 to 24/08/2020
Calcium (Amm-acet.)	5.4	cmol(+)/kg	04-026-ICP8	20/08/2020 to 24/08/2020
Magnesium (Amm-acet.)	6.6	cmol(+)/kg	04-026-ICP8	20/08/2020 to 24/08/2020
Sodium (Amm-acet.)	1.3	cmol(+)/kg	04-026-ICP8	20/08/2020 to 24/08/2020
Aluminium (KCl)	<9.0	mg/kg	04-027-ICP9	20/08/2020 to 21/08/2020
Aluminium (KCl)	<0.10	cmol(+)/kg	04-027-ICP9	20/08/2020 to 21/08/2020
Cation Exchange Capacity (Amm-acet.)	14.1	cmol(+)/kg	04-026-ICP8	24/08/2020 to 24/08/2020
Sodium % of cations	9.1	%	04-026-ICP8	24/08/2020 to 24/08/2020
Aluminium % of Cations	<1	%	04-026-ICP8	24/08/2020 to 24/08/2020
Calcium/Magnesium Ratio	0.82		04-026-ICP8	20/08/2020 to 24/08/2020
pH (1:5 Water)	8.5		04-031-PH	20/08/2020 to 24/08/2020
Electrical Conductivity (1:5 water)	0.06	dS/m	04-031-PH	20/08/2020 to 24/08/2020
Chloride	<10	mg/kg	04-063-FIA3	19/08/2020 to 21/08/2020

Nutrient Advantage Laboratory Services

Nutrient Advantage is a trademark of Incitec Pivot Limited
Incitec Pivot Limited - ABN 42 004 080 264
8 South Rd, Werribee Vic 3030
Toll-free: 1800 803 453 Fax: (61 3) 9974 0699
Enquiries: lab.feedback@incitecpivot.com.au

Disclaimer: This analysis report is prepared solely for the client listed above. To the extent permitted by law, Incitec Pivot Limited excludes all liability in connection with this report and, where liability cannot be excluded, limits its liability, at its election, to the re-supply of the analysis services or the cost of the re-supply of such services.

Report Number: 635084

Sample condition on receipt: Suitable for testing.

The results pertain only to the sample submitted.

This document shall not be reproduced except in full.

Analyses performed on soil dried at 40°C and ground to 2mm or less.

^ NATA accreditation does not cover the performance of this service.

Accredited for compliance with ISO/IEC 17025 - Testing.

This results of the tests, calibrations and/or measurements included in this document are traceable to Australian/International standards.

Nutrient Advantage Laboratory Services

Nutrient Advantage is a trademark of Incitec Pivot Limited

Incitec Pivot Limited - ABN 42 004 080 264

8 South Rd, Werribee Vic 3030

Toll-free: 1800 803 453 Fax: (61 3) 9974 0699

Enquiries: lab.feedback@incitecpivot.com.au

Disclaimer: This analysis report is prepared solely for the client listed above. To the extent permitted by law, Incitec Pivot Limited excludes all liability in connection with this report and, where liability cannot be excluded, limits its liability, at its election, to the re-supply of the analysis services or the cost of the re-supply of such services.

SOIL ANALYSIS REPORT

Report Number: 635085

Sustainable Soils Management P/L
PO Box 130
WARREN
NSW 2824



Report Authorised
Paul Kennelly
Laboratory Manager
NATA Accredited Laboratory
Number: 11958

Sample Number: 022071655	Paddock Name: MT11560100	Date Received: 18-Aug-2020
Test Code: 2017-065		Date of Report: 27-Oct-2020
Purchase Order No: TPG		
Grower Name: SUSTAINABLE SOIL MANAG		

Analyte	Result	Units	Method Code	Analyte Testing Period
2 hour natural aggregate ^	4			21/08/2020 to 21/08/2020
2 hour remoulded aggregate ^	4			21/08/2020 to 21/08/2020
20 hour natural aggregate ^	4			21/08/2020 to 21/08/2020
20 hour remoulded aggregate ^	4			21/08/2020 to 21/08/2020
Available Potassium ^	320	mg/kg	04-026-ICP8	20/08/2020 to 24/08/2020
Calcium % of Cations	29	%	04-026-ICP8	24/08/2020 to 24/08/2020
Emerson Class ^	1			21/08/2020 to 21/08/2020
Grass Tetany Risk Index ^	0.069		04-026-ICP8	20/08/2020 to 24/08/2020
Magnesium % of Cations	53	%	04-026-ICP8	24/08/2020 to 24/08/2020
Potassium % of Cations	5.7	%	04-026-ICP8	24/08/2020 to 24/08/2020
Slaking ^	0			21/08/2020 to 21/08/2020
pH (1:5 CaCl2)	7.4		04-031-PH	20/08/2020 to 24/08/2020
Nitrate Nitrogen	<0.50	mg/kg	04-063-FIA3	19/08/2020 to 21/08/2020
Ammonium Nitrogen	<0.60	mg/kg	04-063-FIA3	19/08/2020 to 21/08/2020
Potassium (Amm-acet.)	0.83	cmol(+)/kg	04-026-ICP8	20/08/2020 to 24/08/2020
Calcium (Amm-acet.)	4.2	cmol(+)/kg	04-026-ICP8	20/08/2020 to 24/08/2020
Magnesium (Amm-acet.)	7.8	cmol(+)/kg	04-026-ICP8	20/08/2020 to 24/08/2020
Sodium (Amm-acet.)	1.8	cmol(+)/kg	04-026-ICP8	20/08/2020 to 24/08/2020
Aluminium (KCl)	<9.0	mg/kg	04-027-ICP9	20/08/2020 to 21/08/2020
Aluminium (KCl)	<0.10	cmol(+)/kg	04-027-ICP9	20/08/2020 to 21/08/2020
Cation Exchange Capacity (Amm-acet.)	14.6	cmol(+)/kg	04-026-ICP8	24/08/2020 to 24/08/2020
Sodium % of cations	12	%	04-026-ICP8	24/08/2020 to 24/08/2020
Aluminium % of Cations	<1	%	04-026-ICP8	24/08/2020 to 24/08/2020
Calcium/Magnesium Ratio	0.54		04-026-ICP8	20/08/2020 to 24/08/2020
pH (1:5 Water)	8.8		04-031-PH	20/08/2020 to 24/08/2020
Electrical Conductivity (1:5 water)	0.08	dS/m	04-031-PH	20/08/2020 to 24/08/2020
Chloride	<10	mg/kg	04-063-FIA3	19/08/2020 to 21/08/2020

Nutrient Advantage Laboratory Services

Nutrient Advantage is a trademark of Incitec Pivot Limited
Incitec Pivot Limited - ABN 42 004 080 264
8 South Rd, Werribee Vic 3030
Toll-free: 1800 803 453 Fax: (61 3) 9974 0699
Enquiries: lab.feedback@incitecpivot.com.au

Disclaimer: This analysis report is prepared solely for the client listed above. To the extent permitted by law, Incitec Pivot Limited excludes all liability in connection with this report and, where liability cannot be excluded, limits its liability, at its election, to the re-supply of the analysis services or the cost of the re-supply of such services.

Report Number: 635085

Sample condition on receipt: Suitable for testing.

The results pertain only to the sample submitted.

This document shall not be reproduced except in full.

Analyses performed on soil dried at 40°C and ground to 2mm or less.

^ NATA accreditation does not cover the performance of this service.

Accredited for compliance with ISO/IEC 17025 - Testing.

This results of the tests, calibrations and/or measurements included in this document are traceable to Australian/International standards.

Nutrient Advantage Laboratory Services

Nutrient Advantage is a trademark of Incitec Pivot Limited

Incitec Pivot Limited - ABN 42 004 080 264

8 South Rd, Werribee Vic 3030

Toll-free: 1800 803 453 Fax: (61 3) 9974 0699

Enquiries: lab.feedback@incitecpivot.com.au

Disclaimer: This analysis report is prepared solely for the client listed above. To the extent permitted by law, Incitec Pivot Limited excludes all liability in connection with this report and, where liability cannot be excluded, limits its liability, at its election, to the re-supply of the analysis services or the cost of the re-supply of such services.

SOIL ANALYSIS REPORT

Report Number: 635086

Sustainable Soils Management P/L
PO Box 130
WARREN
NSW 2824



Report Authorised
Paul Kennelly
Laboratory Manager
NATA Accredited Laboratory
Number: 11958

Sample Number: 022071654	Paddock Name: MT11605	Date Received: 18-Aug-2020
Test Code: 2017-083		Date of Report: 27-Oct-2020
Purchase Order No: TPG		
Grower Name: SUSTAINABLE SOIL MANAG		

Analyte	Result	Units	Method Code	Analyte Testing Period
2 hour natural aggregate ^	0			21/08/2020 to 21/08/2020
2 hour remoulded aggregate ^	1			21/08/2020 to 21/08/2020
20 hour natural aggregate ^	0			21/08/2020 to 21/08/2020
20 hour remoulded aggregate ^	2			21/08/2020 to 21/08/2020
Available Potassium ^	310	mg/kg	04-026-ICP8	20/08/2020 to 24/08/2020
Calcium % of Cations	55	%	04-026-ICP8	24/08/2020 to 24/08/2020
Emerson Class ^	7			21/08/2020 to 21/08/2020
Grass Tetany Risk Index ^	0.21		04-026-ICP8	20/08/2020 to 24/08/2020
Magnesium % of Cations	27	%	04-026-ICP8	24/08/2020 to 24/08/2020
Organic Matter (W&B * 1.72) ^	1.1	%	04-054-WCALC	25/08/2020 to 25/08/2020
Potassium % of Cations	17	%	04-026-ICP8	24/08/2020 to 24/08/2020
Slaking ^	2			21/08/2020 to 21/08/2020
Soil Colour	Brown		04-042-PHYS	25/08/2020 to 25/08/2020
Soil Texture	Clay Loam		04-042-PHYS	25/08/2020 to 25/08/2020
pH (1:5 CaCl2)	5.5		04-031-PH	20/08/2020 to 24/08/2020
Electrical Conductivity (Sat. Ext.) ^	0.3	dS/m	04-054-WCALC	25/08/2020 to 25/08/2020
Organic Carbon (W&B)	0.66	%	04-018-UV1	24/08/2020 to 25/08/2020
Nitrate Nitrogen	6.5	mg/kg	04-063-FIA3	19/08/2020 to 21/08/2020
Ammonium Nitrogen	2.2	mg/kg	04-063-FIA3	19/08/2020 to 21/08/2020
Sulphur (KCl40)	3.5	mg/kg	04-021-ICP2	24/08/2020 to 25/08/2020
Phosphorus (Colwell)	<5.0	mg/kg	04-013-COL_P	19/08/2020 to 21/08/2020
Phosphorus Buffer Index (PBI-Col)	45		04-020-ICP17	21/08/2020 to 21/08/2020
Potassium (Amm-acet.)	0.80	cmol(+)/kg	04-026-ICP8	20/08/2020 to 24/08/2020
Calcium (Amm-acet.)	2.6	cmol(+)/kg	04-026-ICP8	20/08/2020 to 24/08/2020
Magnesium (Amm-acet.)	1.3	cmol(+)/kg	04-026-ICP8	20/08/2020 to 24/08/2020
Sodium (Amm-acet.)	0.031	cmol(+)/kg	04-026-ICP8	20/08/2020 to 24/08/2020
Aluminium (KCl)	<9.0	mg/kg	04-027-ICP9	20/08/2020 to 21/08/2020
Aluminium (KCl)	<0.10	cmol(+)/kg	04-027-ICP9	20/08/2020 to 21/08/2020
Cation Exchange Capacity (Amm-acet.)	4.70	cmol(+)/kg	04-026-ICP8	24/08/2020 to 24/08/2020
Sodium % of cations	0.66	%	04-026-ICP8	24/08/2020 to 24/08/2020

Nutrient Advantage Laboratory Services

Nutrient Advantage is a trademark of Incitec Pivot Limited
Incitec Pivot Limited - ABN 42 004 080 264
8 South Rd, Werribee Vic 3030
Toll-free: 1800 803 453 Fax: (61 3) 9974 0699
Enquiries: lab.feedback@incitecpivot.com.au

Disclaimer: This analysis report is prepared solely for the client listed above. To the extent permitted by law, Incitec Pivot Limited excludes all liability in connection with this report and, where liability cannot be excluded, limits its liability, at its election, to the re-supply of the analysis services or the cost of the re-supply of such services.

SOIL ANALYSIS REPORT

Report Number: 635086

Sample Number: 022071654	Paddock Name: MT11605	Date Received: 18-Aug-2020
Test Code: 2017-083		Date of Report: 27-Oct-2020
Purchase Order No: TPG		
Grower Name: SUSTAINABLE SOIL MANAG		

Analyte	Result	Units	Method Code	Analyte Testing Period
Aluminium % of Cations	<1	%	04-026-ICP8	24/08/2020 to 24/08/2020
Calcium/Magnesium Ratio	2.0		04-026-ICP8	20/08/2020 to 24/08/2020
pH (1:5 Water)	6.6		04-031-PH	20/08/2020 to 24/08/2020
Electrical Conductivity (1:5 water)	0.04	dS/m	04-031-PH	20/08/2020 to 24/08/2020
Chloride	<10	mg/kg	04-063-FIA3	19/08/2020 to 21/08/2020
Copper (DTPA)	1.3	mg/kg	04-024-ICP6	21/08/2020 to 24/08/2020
Zinc (DTPA)	0.27	mg/kg	04-024-ICP6	21/08/2020 to 24/08/2020
Manganese (DTPA)	8.4	mg/kg	04-024-ICP6	21/08/2020 to 24/08/2020
Iron (DTPA)	29	mg/kg	04-024-ICP6	21/08/2020 to 24/08/2020
Boron (Hot CaCl ₂)	0.43	mg/kg	04-025-ICP7	21/08/2020 to 24/08/2020
Molybdenum (Hot CaCl ₂) ^	<0.010	mg/kg	04-083-ICP27	20/08/2020 to 21/08/2020
Phosphorus Environmental Risk Index ^	0.11		04-020-ICP17	21/08/2020 to 21/08/2020

Sample condition on receipt: Suitable for testing.

The results pertain only to the sample submitted.

This document shall not be reproduced except in full.

Analyses performed on soil dried at 40°C and ground to 2mm or less.

^ NATA accreditation does not cover the performance of this service.

Accredited for compliance with ISO/IEC 17025 - Testing.

This results of the tests, calibrations and/or measurements included in this document are traceable to Australian/International standards.

Nutrient Advantage Laboratory Services

Nutrient Advantage is a trademark of Incitec Pivot Limited
Incitec Pivot Limited - ABN 42 004 080 264
8 South Rd, Werribee Vic 3030
Toll-free: 1800 803 453 Fax: (61 3) 9974 0699
Enquiries: lab.feedback@incitecpivot.com.au

Disclaimer: This analysis report is prepared solely for the client listed above. To the extent permitted by law, Incitec Pivot Limited excludes all liability in connection with this report and, where liability cannot be excluded, limits its liability, at its election, to the re-supply of the analysis services or the cost of the re-supply of such services.

SOIL ANALYSIS REPORT

Report Number: 635087

Sustainable Soils Management P/L
PO Box 130
WARREN
NSW 2824



Report Authorised
Paul Kennelly
Laboratory Manager
NATA Accredited Laboratory
Number: 11958

Sample Number: 022071653	Paddock Name: MT116515	Date Received: 18-Aug-2020
Test Code: 2017-083		Date of Report: 27-Oct-2020
Purchase Order No: TPG		
Grower Name: SUSTAINABLE SOIL MANAG		

Analyte	Result	Units	Method Code	Analyte Testing Period
2 hour natural aggregate ^	0			21/08/2020 to 21/08/2020
2 hour remoulded aggregate ^	1			21/08/2020 to 21/08/2020
20 hour natural aggregate ^	0			21/08/2020 to 21/08/2020
20 hour remoulded aggregate ^	1			21/08/2020 to 21/08/2020
Available Potassium ^	240	mg/kg	04-026-ICP8	20/08/2020 to 24/08/2020
Calcium % of Cations	56	%	04-026-ICP8	24/08/2020 to 24/08/2020
Emerson Class ^	7			21/08/2020 to 21/08/2020
Grass Tetany Risk Index ^	0.17		04-026-ICP8	20/08/2020 to 24/08/2020
Magnesium % of Cations	28	%	04-026-ICP8	24/08/2020 to 24/08/2020
Organic Matter (W&B * 1.72) ^	0.72	%	04-054-WCALC	25/08/2020 to 25/08/2020
Potassium % of Cations	15	%	04-026-ICP8	24/08/2020 to 24/08/2020
Slaking ^	2			21/08/2020 to 21/08/2020
Soil Colour	Brown		04-042-PHYS	25/08/2020 to 25/08/2020
Soil Texture	Sandy Loam		04-042-PHYS	25/08/2020 to 25/08/2020
pH (1:5 CaCl2)	5.9		04-031-PH	20/08/2020 to 24/08/2020
Electrical Conductivity (Sat. Ext.) ^	0.4	dS/m	04-054-WCALC	25/08/2020 to 25/08/2020
Organic Carbon (W&B)	0.42	%	04-018-UV1	24/08/2020 to 25/08/2020
Nitrate Nitrogen	7.3	mg/kg	04-063-FIA3	19/08/2020 to 21/08/2020
Ammonium Nitrogen	2.1	mg/kg	04-063-FIA3	19/08/2020 to 21/08/2020
Sulphur (KCl40)	3.2	mg/kg	04-021-ICP2	24/08/2020 to 25/08/2020
Phosphorus (Colwell)	6.0	mg/kg	04-013-COL_P	19/08/2020 to 21/08/2020
Phosphorus Buffer Index (PBI-Col)	44		04-020-ICP17	21/08/2020 to 21/08/2020
Potassium (Amm-acet.)	0.61	cmol(+)/kg	04-026-ICP8	20/08/2020 to 24/08/2020
Calcium (Amm-acet.)	2.3	cmol(+)/kg	04-026-ICP8	20/08/2020 to 24/08/2020
Magnesium (Amm-acet.)	1.2	cmol(+)/kg	04-026-ICP8	20/08/2020 to 24/08/2020
Sodium (Amm-acet.)	0.045	cmol(+)/kg	04-026-ICP8	20/08/2020 to 24/08/2020
Aluminium (KCl)	<9.0	mg/kg	04-027-ICP9	20/08/2020 to 21/08/2020
Aluminium (KCl)	<0.10	cmol(+)/kg	04-027-ICP9	20/08/2020 to 21/08/2020
Cation Exchange Capacity (Amm-acet.)	4.09	cmol(+)/kg	04-026-ICP8	24/08/2020 to 24/08/2020
Sodium % of cations	1.1	%	04-026-ICP8	24/08/2020 to 24/08/2020

Nutrient Advantage Laboratory Services

Nutrient Advantage is a trademark of Incitec Pivot Limited
Incitec Pivot Limited - ABN 42 004 080 264
8 South Rd, Werribee Vic 3030
Toll-free: 1800 803 453 Fax: (61 3) 9974 0699
Enquiries: lab.feedback@incitecpivot.com.au

Disclaimer: This analysis report is prepared solely for the client listed above. To the extent permitted by law, Incitec Pivot Limited excludes all liability in connection with this report and, where liability cannot be excluded, limits its liability, at its election, to the re-supply of the analysis services or the cost of the re-supply of such services.

SOIL ANALYSIS REPORT

Report Number: 635087

Sample Number: 022071653	Paddock Name: MT116515	Date Received: 18-Aug-2020
Test Code: 2017-083		Date of Report: 27-Oct-2020
Purchase Order No: TPG		
Grower Name: SUSTAINABLE SOIL MANAG		

Analyte	Result	Units	Method Code	Analyte Testing Period
Aluminium % of Cations	<1	%	04-026-ICP8	24/08/2020 to 24/08/2020
Calcium/Magnesium Ratio	1.9		04-026-ICP8	20/08/2020 to 24/08/2020
pH (1:5 Water)	6.9		04-031-PH	20/08/2020 to 24/08/2020
Electrical Conductivity (1:5 water)	0.04	dS/m	04-031-PH	20/08/2020 to 24/08/2020
Chloride	<10	mg/kg	04-063-FIA3	19/08/2020 to 21/08/2020
Copper (DTPA)	1.1	mg/kg	04-024-ICP6	21/08/2020 to 24/08/2020
Zinc (DTPA)	0.15	mg/kg	04-024-ICP6	21/08/2020 to 24/08/2020
Manganese (DTPA)	5.9	mg/kg	04-024-ICP6	21/08/2020 to 24/08/2020
Iron (DTPA)	32	mg/kg	04-024-ICP6	21/08/2020 to 24/08/2020
Boron (Hot CaCl ₂)	0.35	mg/kg	04-025-ICP7	21/08/2020 to 24/08/2020
Molybdenum (Hot CaCl ₂) ^	<0.010	mg/kg	04-083-ICP27	20/08/2020 to 21/08/2020
Phosphorus Environmental Risk Index ^	0.14		04-020-ICP17	21/08/2020 to 21/08/2020

Sample condition on receipt: Suitable for testing.

The results pertain only to the sample submitted.

This document shall not be reproduced except in full.

Analyses performed on soil dried at 40°C and ground to 2mm or less.

^ NATA accreditation does not cover the performance of this service.

Accredited for compliance with ISO/IEC 17025 - Testing.

This results of the tests, calibrations and/or measurements included in this document are traceable to Australian/International standards.

Nutrient Advantage Laboratory Services

Nutrient Advantage is a trademark of Incitec Pivot Limited
Incitec Pivot Limited - ABN 42 004 080 264
8 South Rd, Werribee Vic 3030
Toll-free: 1800 803 453 Fax: (61 3) 9974 0699
Enquiries: lab.feedback@incitecpivot.com.au

Disclaimer: This analysis report is prepared solely for the client listed above. To the extent permitted by law, Incitec Pivot Limited excludes all liability in connection with this report and, where liability cannot be excluded, limits its liability, at its election, to the re-supply of the analysis services or the cost of the re-supply of such services.

SOIL ANALYSIS REPORT

Report Number: 635088

Sustainable Soils Management P/L
PO Box 130
WARREN
NSW 2824



Report Authorised
Paul Kennelly
Laboratory Manager
NATA Accredited Laboratory
Number: 11958

Sample Number: 022071652	Paddock Name: MT11705	Date Received: 18-Aug-2020
Test Code: 2017-083		Date of Report: 27-Oct-2020
Purchase Order No: TPG		
Grower Name: SUSTAINABLE SOIL MANAG		

Analyte	Result	Units	Method Code	Analyte Testing Period
2 hour natural aggregate ^	0			21/08/2020 to 24/08/2020
2 hour remoulded aggregate ^	0			21/08/2020 to 24/08/2020
20 hour natural aggregate ^	0			21/08/2020 to 24/08/2020
20 hour remoulded aggregate ^	0			21/08/2020 to 24/08/2020
Available Potassium ^	1100	mg/kg	04-026-ICP8	20/08/2020 to 24/08/2020
Calcium % of Cations	50	%	04-026-ICP8	24/08/2020 to 24/08/2020
Emerson Class ^	7			21/08/2020 to 24/08/2020
Grass Tetany Risk Index ^	0.44		04-026-ICP8	20/08/2020 to 24/08/2020
Magnesium % of Cations	19	%	04-026-ICP8	24/08/2020 to 24/08/2020
Organic Matter (W&B * 1.72) ^	4.4	%	04-054-WCALC	25/08/2020 to 25/08/2020
Potassium % of Cations	30	%	04-026-ICP8	24/08/2020 to 24/08/2020
Slaking ^	2			21/08/2020 to 24/08/2020
Soil Colour	Brown		04-042-PHYS	25/08/2020 to 25/08/2020
Soil Texture	Clay Loam		04-042-PHYS	25/08/2020 to 25/08/2020
pH (1:5 CaCl2)	4.7		04-031-PH	20/08/2020 to 24/08/2020
Electrical Conductivity (Sat. Ext.) ^	2.6	dS/m	04-054-WCALC	25/08/2020 to 25/08/2020
Organic Carbon (W&B)	2.53	%	04-018-UV1	24/08/2020 to 25/08/2020
Nitrate Nitrogen	120	mg/kg	04-063-FIA3	19/08/2020 to 21/08/2020
Ammonium Nitrogen	3.9	mg/kg	04-063-FIA3	19/08/2020 to 21/08/2020
Sulphur (KCl40)	24	mg/kg	04-021-ICP2	24/08/2020 to 25/08/2020
Phosphorus (Colwell)	97	mg/kg	04-013-COL_P	19/08/2020 to 21/08/2020
Phosphorus Buffer Index (PBI-Col)	62		04-020-ICP17	21/08/2020 to 21/08/2020
Potassium (Amm-acet.)	2.7	cmol(+)/kg	04-026-ICP8	20/08/2020 to 24/08/2020
Calcium (Amm-acet.)	4.5	cmol(+)/kg	04-026-ICP8	20/08/2020 to 24/08/2020
Magnesium (Amm-acet.)	1.7	cmol(+)/kg	04-026-ICP8	20/08/2020 to 24/08/2020
Sodium (Amm-acet.)	0.062	cmol(+)/kg	04-026-ICP8	20/08/2020 to 24/08/2020
Aluminium (KCl)	<9.0	mg/kg	04-027-ICP9	20/08/2020 to 21/08/2020
Aluminium (KCl)	<0.10	cmol(+)/kg	04-027-ICP9	20/08/2020 to 21/08/2020
Cation Exchange Capacity (Amm-acet.)	8.99	cmol(+)/kg	04-026-ICP8	24/08/2020 to 24/08/2020
Sodium % of cations	0.69	%	04-026-ICP8	24/08/2020 to 24/08/2020

Nutrient Advantage Laboratory Services

Nutrient Advantage is a trademark of Incitec Pivot Limited
Incitec Pivot Limited - ABN 42 004 080 264
8 South Rd, Werribee Vic 3030
Toll-free: 1800 803 453 Fax: (61 3) 9974 0699
Enquiries: lab.feedback@incitecpivot.com.au

Disclaimer: This analysis report is prepared solely for the client listed above. To the extent permitted by law, Incitec Pivot Limited excludes all liability in connection with this report and, where liability cannot be excluded, limits its liability, at its election, to the re-supply of the analysis services or the cost of the re-supply of such services.

SOIL ANALYSIS REPORT

Report Number: 635088

Sample Number: 022071652	Paddock Name: MT11705	Date Received: 18-Aug-2020
Test Code: 2017-083		Date of Report: 27-Oct-2020
Purchase Order No: TPG		
Grower Name: SUSTAINABLE SOIL MANAG		

Analyte	Result	Units	Method Code	Analyte Testing Period
Aluminium % of Cations	<1	%	04-026-ICP8	24/08/2020 to 24/08/2020
Calcium/Magnesium Ratio	2.6		04-026-ICP8	20/08/2020 to 24/08/2020
pH (1:5 Water)	5.3		04-031-PH	20/08/2020 to 24/08/2020
Electrical Conductivity (1:5 water)	0.32	dS/m	04-031-PH	20/08/2020 to 24/08/2020
Chloride	49	mg/kg	04-063-FIA3	19/08/2020 to 21/08/2020
Copper (DTPA)	1.2	mg/kg	04-024-ICP6	21/08/2020 to 24/08/2020
Zinc (DTPA)	1.9	mg/kg	04-024-ICP6	21/08/2020 to 24/08/2020
Manganese (DTPA)	39	mg/kg	04-024-ICP6	21/08/2020 to 24/08/2020
Iron (DTPA)	110	mg/kg	04-024-ICP6	21/08/2020 to 24/08/2020
Boron (Hot CaCl ₂)	1.6	mg/kg	04-025-ICP7	21/08/2020 to 24/08/2020
Molybdenum (Hot CaCl ₂) ^	<0.010	mg/kg	04-083-ICP27	20/08/2020 to 21/08/2020
Phosphorus Environmental Risk Index ^	1.56		04-020-ICP17	21/08/2020 to 21/08/2020

Sample condition on receipt: Suitable for testing.

The results pertain only to the sample submitted.

This document shall not be reproduced except in full.

Analyses performed on soil dried at 40°C and ground to 2mm or less.

^ NATA accreditation does not cover the performance of this service.

Accredited for compliance with ISO/IEC 17025 - Testing.

This results of the tests, calibrations and/or measurements included in this document are traceable to Australian/International standards.

Nutrient Advantage Laboratory Services

Nutrient Advantage is a trademark of Incitec Pivot Limited
Incitec Pivot Limited - ABN 42 004 080 264
8 South Rd, Werribee Vic 3030
Toll-free: 1800 803 453 Fax: (61 3) 9974 0699
Enquiries: lab.feedback@incitecpivot.com.au

Disclaimer: This analysis report is prepared solely for the client listed above. To the extent permitted by law, Incitec Pivot Limited excludes all liability in connection with this report and, where liability cannot be excluded, limits its liability, at its election, to the re-supply of the analysis services or the cost of the re-supply of such services.

SOIL ANALYSIS REPORT

Report Number: 635089

Sustainable Soils Management P/L
PO Box 130
WARREN
NSW 2824



Report Authorised
Paul Kennelly
Laboratory Manager
NATA Accredited Laboratory
Number: 11958

Sample Number: 022071651	Paddock Name: MT117515	Date Received: 18-Aug-2020
Test Code: 2017-083		Date of Report: 27-Oct-2020
Purchase Order No: TPG		
Grower Name: SUSTAINABLE SOIL MANAG		

Analyte	Result	Units	Method Code	Analyte Testing Period
2 hour natural aggregate ^	0			21/08/2020 to 21/08/2020
2 hour remoulded aggregate ^	0			21/08/2020 to 21/08/2020
20 hour natural aggregate ^	0			21/08/2020 to 21/08/2020
20 hour remoulded aggregate ^	1			21/08/2020 to 21/08/2020
Available Potassium ^	1000	mg/kg	04-026-ICP8	20/08/2020 to 24/08/2020
Calcium % of Cations	44	%	04-026-ICP8	25/08/2020 to 25/08/2020
Emerson Class ^	7			21/08/2020 to 21/08/2020
Grass Tetany Risk Index ^	0.50		04-026-ICP8	20/08/2020 to 24/08/2020
Magnesium % of Cations	20	%	04-026-ICP8	25/08/2020 to 25/08/2020
Organic Matter (W&B * 1.72) ^	2.4	%	04-054-WCALC	25/08/2020 to 25/08/2020
Potassium % of Cations	32	%	04-026-ICP8	25/08/2020 to 25/08/2020
Slaking ^	2			21/08/2020 to 21/08/2020
Soil Colour	Brown		04-042-PHYS	25/08/2020 to 25/08/2020
Soil Texture	Clay		04-042-PHYS	25/08/2020 to 25/08/2020
pH (1:5 CaCl2)	4.6		04-031-PH	20/08/2020 to 24/08/2020
Electrical Conductivity (Sat. Ext.) ^	1.7	dS/m	04-054-WCALC	25/08/2020 to 25/08/2020
Organic Carbon (W&B)	1.39	%	04-018-UV1	24/08/2020 to 25/08/2020
Nitrate Nitrogen	100	mg/kg	04-063-FIA3	19/08/2020 to 21/08/2020
Ammonium Nitrogen	4.1	mg/kg	04-063-FIA3	19/08/2020 to 21/08/2020
Sulphur (KCl40)	16	mg/kg	04-021-ICP2	24/08/2020 to 25/08/2020
Phosphorus (Colwell)	28	mg/kg	04-013-COL_P	19/08/2020 to 21/08/2020
Phosphorus Buffer Index (PBI-Col)	100		04-020-ICP17	21/08/2020 to 21/08/2020
Potassium (Amm-acet.)	2.6	cmol(+)/kg	04-026-ICP8	20/08/2020 to 24/08/2020
Calcium (Amm-acet.)	3.6	cmol(+)/kg	04-026-ICP8	20/08/2020 to 24/08/2020
Magnesium (Amm-acet.)	1.6	cmol(+)/kg	04-026-ICP8	20/08/2020 to 24/08/2020
Sodium (Amm-acet.)	0.073	cmol(+)/kg	04-026-ICP8	20/08/2020 to 24/08/2020
Aluminium (KCl)	29	mg/kg	04-027-ICP9	20/08/2020 to 25/08/2020
Aluminium (KCl)	0.32	cmol(+)/kg	04-027-ICP9	20/08/2020 to 25/08/2020
Cation Exchange Capacity (Amm-acet.)	8.17	cmol(+)/kg	04-026-ICP8	25/08/2020 to 25/08/2020
Sodium % of cations	0.89	%	04-026-ICP8	25/08/2020 to 25/08/2020

Nutrient Advantage Laboratory Services

Nutrient Advantage is a trademark of Incitec Pivot Limited
Incitec Pivot Limited - ABN 42 004 080 264
8 South Rd, Werribee Vic 3030
Toll-free: 1800 803 453 Fax: (61 3) 9974 0699
Enquiries: lab.feedback@incitecpivot.com.au

Disclaimer: This analysis report is prepared solely for the client listed above. To the extent permitted by law, Incitec Pivot Limited excludes all liability in connection with this report and, where liability cannot be excluded, limits its liability, at its election, to the re-supply of the analysis services or the cost of the re-supply of such services.

SOIL ANALYSIS REPORT

Report Number: 635089

Sample Number: 022071651	Paddock Name: MT117515	Date Received: 18-Aug-2020
Test Code: 2017-083		Date of Report: 27-Oct-2020
Purchase Order No: TPG		
Grower Name: SUSTAINABLE SOIL MANAG		

Analyte	Result	Units	Method Code	Analyte Testing Period
Aluminium % of Cations	4.0	%	04-026-ICP8	25/08/2020 to 25/08/2020
Calcium/Magnesium Ratio	2.3		04-026-ICP8	20/08/2020 to 24/08/2020
pH (1:5 Water)	5.2		04-031-PH	20/08/2020 to 24/08/2020
Electrical Conductivity (1:5 water)	0.28	dS/m	04-031-PH	20/08/2020 to 24/08/2020
Chloride	48	mg/kg	04-063-FIA3	19/08/2020 to 21/08/2020
Copper (DTPA)	1.4	mg/kg	04-024-ICP6	21/08/2020 to 24/08/2020
Zinc (DTPA)	0.29	mg/kg	04-024-ICP6	21/08/2020 to 24/08/2020
Manganese (DTPA)	36	mg/kg	04-024-ICP6	21/08/2020 to 24/08/2020
Iron (DTPA)	94	mg/kg	04-024-ICP6	21/08/2020 to 24/08/2020
Boron (Hot CaCl ₂)	1.4	mg/kg	04-025-ICP7	21/08/2020 to 24/08/2020
Molybdenum (Hot CaCl ₂) ^	<0.010	mg/kg	04-083-ICP27	20/08/2020 to 21/08/2020
Phosphorus Environmental Risk Index ^	0.28		04-020-ICP17	21/08/2020 to 21/08/2020

Sample condition on receipt: Suitable for testing.

The results pertain only to the sample submitted.

This document shall not be reproduced except in full.

Analyses performed on soil dried at 40°C and ground to 2mm or less.

^ NATA accreditation does not cover the performance of this service.

Accredited for compliance with ISO/IEC 17025 - Testing.

This results of the tests, calibrations and/or measurements included in this document are traceable to Australian/International standards.

Nutrient Advantage Laboratory Services

Nutrient Advantage is a trademark of Incitec Pivot Limited
Incitec Pivot Limited - ABN 42 004 080 264
8 South Rd, Werribee Vic 3030
Toll-free: 1800 803 453 Fax: (61 3) 9974 0699
Enquiries: lab.feedback@incitecpivot.com.au

Disclaimer: This analysis report is prepared solely for the client listed above. To the extent permitted by law, Incitec Pivot Limited excludes all liability in connection with this report and, where liability cannot be excluded, limits its liability, at its election, to the re-supply of the analysis services or the cost of the re-supply of such services.

SOIL ANALYSIS REPORT

Report Number: 635090

Sustainable Soils Management P/L
PO Box 130
WARREN
NSW 2824



Report Authorised
Paul Kennelly
Laboratory Manager
NATA Accredited Laboratory
Number: 11958

Sample Number: 022071650	Paddock Name: MT1171530	Date Received: 18-Aug-2020
Test Code: 2017-065		Date of Report: 27-Oct-2020
Purchase Order No: TPG		
Grower Name: SUSTAINABLE SOIL MANAG		

Analyte	Result	Units	Method Code	Analyte Testing Period
2 hour natural aggregate ^	0			21/08/2020 to 21/08/2020
2 hour remoulded aggregate ^	2			21/08/2020 to 21/08/2020
20 hour natural aggregate ^	1			21/08/2020 to 21/08/2020
20 hour remoulded aggregate ^	4			21/08/2020 to 21/08/2020
Available Potassium ^	910	mg/kg	04-026-ICP8	20/08/2020 to 24/08/2020
Calcium % of Cations	52	%	04-026-ICP8	25/08/2020 to 25/08/2020
Emerson Class ^	3			21/08/2020 to 21/08/2020
Grass Tetany Risk Index ^	0.34		04-026-ICP8	20/08/2020 to 24/08/2020
Magnesium % of Cations	22	%	04-026-ICP8	25/08/2020 to 25/08/2020
Potassium % of Cations	26	%	04-026-ICP8	25/08/2020 to 25/08/2020
Slaking ^	0			21/08/2020 to 21/08/2020
pH (1:5 CaCl2)	5.3		04-031-PH	20/08/2020 to 24/08/2020
Nitrate Nitrogen	39	mg/kg	04-063-FIA3	19/08/2020 to 21/08/2020
Ammonium Nitrogen	<0.60	mg/kg	04-063-FIA3	19/08/2020 to 21/08/2020
Potassium (Amm-acet.)	2.3	cmol(+)/kg	04-026-ICP8	20/08/2020 to 24/08/2020
Calcium (Amm-acet.)	4.7	cmol(+)/kg	04-026-ICP8	20/08/2020 to 24/08/2020
Magnesium (Amm-acet.)	2.0	cmol(+)/kg	04-026-ICP8	20/08/2020 to 24/08/2020
Sodium (Amm-acet.)	0.055	cmol(+)/kg	04-026-ICP8	20/08/2020 to 24/08/2020
Aluminium (KCl)	<9.0	mg/kg	04-027-ICP9	20/08/2020 to 25/08/2020
Aluminium (KCl)	<0.10	cmol(+)/kg	04-027-ICP9	20/08/2020 to 25/08/2020
Cation Exchange Capacity (Amm-acet.)	9.06	cmol(+)/kg	04-026-ICP8	25/08/2020 to 25/08/2020
Sodium % of cations	0.61	%	04-026-ICP8	25/08/2020 to 25/08/2020
Aluminium % of Cations	<1	%	04-026-ICP8	25/08/2020 to 25/08/2020
Calcium/Magnesium Ratio	2.4		04-026-ICP8	20/08/2020 to 24/08/2020
pH (1:5 Water)	6.2		04-031-PH	20/08/2020 to 24/08/2020
Electrical Conductivity (1:5 water)	0.13	dS/m	04-031-PH	20/08/2020 to 24/08/2020
Chloride	15	mg/kg	04-063-FIA3	19/08/2020 to 21/08/2020

Nutrient Advantage Laboratory Services

Nutrient Advantage is a trademark of Incitec Pivot Limited
Incitec Pivot Limited - ABN 42 004 080 264
8 South Rd, Werribee Vic 3030
Toll-free: 1800 803 453 Fax: (61 3) 9974 0699
Enquiries: lab.feedback@incitecpivot.com.au

Disclaimer: This analysis report is prepared solely for the client listed above. To the extent permitted by law, Incitec Pivot Limited excludes all liability in connection with this report and, where liability cannot be excluded, limits its liability, at its election, to the re-supply of the analysis services or the cost of the re-supply of such services.

Report Number: 635090

Sample condition on receipt: Suitable for testing.

The results pertain only to the sample submitted.

This document shall not be reproduced except in full.

Analyses performed on soil dried at 40°C and ground to 2mm or less.

^ NATA accreditation does not cover the performance of this service.

Accredited for compliance with ISO/IEC 17025 - Testing.

This results of the tests, calibrations and/or measurements included in this document are traceable to Australian/International standards.

Nutrient Advantage Laboratory Services

Nutrient Advantage is a trademark of Incitec Pivot Limited

Incitec Pivot Limited - ABN 42 004 080 264

8 South Rd, Werribee Vic 3030

Toll-free: 1800 803 453 Fax: (61 3) 9974 0699

Enquiries: lab.feedback@incitecpivot.com.au

Disclaimer: This analysis report is prepared solely for the client listed above. To the extent permitted by law, Incitec Pivot Limited excludes all liability in connection with this report and, where liability cannot be excluded, limits its liability, at its election, to the re-supply of the analysis services or the cost of the re-supply of such services.

SOIL ANALYSIS REPORT

Report Number: 635091

Sustainable Soils Management P/L
PO Box 130
WARREN
NSW 2824



Report Authorised
Paul Kennelly
Laboratory Manager
NATA Accredited Laboratory
Number: 11958

Sample Number: 022071649	Paddock Name: MT1173060	Date Received: 18-Aug-2020
Test Code: 2017-065		Date of Report: 27-Oct-2020
Purchase Order No: TPG		
Grower Name: SUSTAINABLE SOIL MANAG		

Analyte	Result	Units	Method Code	Analyte Testing Period
2 hour natural aggregate ^	0			21/08/2020 to 21/08/2020
2 hour remoulded aggregate ^	4			21/08/2020 to 21/08/2020
20 hour natural aggregate ^	1			21/08/2020 to 21/08/2020
20 hour remoulded aggregate ^	4			21/08/2020 to 21/08/2020
Available Potassium ^	750	mg/kg	04-026-ICP8	20/08/2020 to 24/08/2020
Calcium % of Cations	50	%	04-026-ICP8	25/08/2020 to 25/08/2020
Emerson Class ^	8			21/08/2020 to 21/08/2020
Grass Tetany Risk Index ^	0.25		04-026-ICP8	20/08/2020 to 24/08/2020
Magnesium % of Cations	29	%	04-026-ICP8	25/08/2020 to 25/08/2020
Potassium % of Cations	20	%	04-026-ICP8	25/08/2020 to 25/08/2020
Slaking ^	1			21/08/2020 to 21/08/2020
pH (1:5 CaCl2)	6.4		04-031-PH	20/08/2020 to 24/08/2020
Nitrate Nitrogen	21	mg/kg	04-063-FIA3	19/08/2020 to 21/08/2020
Ammonium Nitrogen	0.95	mg/kg	04-063-FIA3	19/08/2020 to 21/08/2020
Potassium (Amm-acet.)	1.9	cmol(+)/kg	04-026-ICP8	20/08/2020 to 24/08/2020
Calcium (Amm-acet.)	4.8	cmol(+)/kg	04-026-ICP8	20/08/2020 to 24/08/2020
Magnesium (Amm-acet.)	2.8	cmol(+)/kg	04-026-ICP8	20/08/2020 to 24/08/2020
Sodium (Amm-acet.)	0.090	cmol(+)/kg	04-026-ICP8	20/08/2020 to 24/08/2020
Aluminium (KCl)	<9.0	mg/kg	04-027-ICP9	20/08/2020 to 25/08/2020
Aluminium (KCl)	<0.10	cmol(+)/kg	04-027-ICP9	20/08/2020 to 25/08/2020
Cation Exchange Capacity (Amm-acet.)	9.71	cmol(+)/kg	04-026-ICP8	25/08/2020 to 25/08/2020
Sodium % of cations	0.93	%	04-026-ICP8	25/08/2020 to 25/08/2020
Aluminium % of Cations	<1	%	04-026-ICP8	25/08/2020 to 25/08/2020
Calcium/Magnesium Ratio	1.7		04-026-ICP8	20/08/2020 to 24/08/2020
pH (1:5 Water)	7.4		04-031-PH	20/08/2020 to 24/08/2020
Electrical Conductivity (1:5 water)	0.08	dS/m	04-031-PH	20/08/2020 to 24/08/2020
Chloride	<10	mg/kg	04-063-FIA3	19/08/2020 to 21/08/2020

Nutrient Advantage Laboratory Services

Nutrient Advantage is a trademark of Incitec Pivot Limited
Incitec Pivot Limited - ABN 42 004 080 264
8 South Rd, Werribee Vic 3030
Toll-free: 1800 803 453 Fax: (61 3) 9974 0699
Enquiries: lab.feedback@incitecpivot.com.au

Disclaimer: This analysis report is prepared solely for the client listed above. To the extent permitted by law, Incitec Pivot Limited excludes all liability in connection with this report and, where liability cannot be excluded, limits its liability, at its election, to the re-supply of the analysis services or the cost of the re-supply of such services.

Report Number: 635091

Sample condition on receipt: Suitable for testing.

The results pertain only to the sample submitted.

This document shall not be reproduced except in full.

Analyses performed on soil dried at 40°C and ground to 2mm or less.

^ NATA accreditation does not cover the performance of this service.

Accredited for compliance with ISO/IEC 17025 - Testing.

This results of the tests, calibrations and/or measurements included in this document are traceable to Australian/International standards.

Nutrient Advantage Laboratory Services

Nutrient Advantage is a trademark of Incitec Pivot Limited

Incitec Pivot Limited - ABN 42 004 080 264

8 South Rd, Werribee Vic 3030

Toll-free: 1800 803 453 Fax: (61 3) 9974 0699

Enquiries: lab.feedback@incitecpivot.com.au

Disclaimer: This analysis report is prepared solely for the client listed above. To the extent permitted by law, Incitec Pivot Limited excludes all liability in connection with this report and, where liability cannot be excluded, limits its liability, at its election, to the re-supply of the analysis services or the cost of the re-supply of such services.

SOIL ANALYSIS REPORT

Report Number: 635092

Sustainable Soils Management P/L
PO Box 130
WARREN
NSW 2824



Report Authorised
Paul Kennelly
Laboratory Manager
NATA Accredited Laboratory
Number: 11958

Sample Number: 022071648	Paddock Name: MT11760100	Date Received: 18-Aug-2020
Test Code: 2017-065		Date of Report: 27-Oct-2020
Purchase Order No: TPG		
Grower Name: SUSTAINABLE SOIL MANAG		

Analyte	Result	Units	Method Code	Analyte Testing Period
2 hour natural aggregate ^	0			21/08/2020 to 21/08/2020
2 hour remoulded aggregate ^	1			21/08/2020 to 21/08/2020
20 hour natural aggregate ^	1			21/08/2020 to 21/08/2020
20 hour remoulded aggregate ^	3			21/08/2020 to 21/08/2020
Available Potassium ^	430	mg/kg	04-026-ICP8	20/08/2020 to 24/08/2020
Calcium % of Cations	33	%	04-026-ICP8	25/08/2020 to 25/08/2020
Emerson Class ^	3			21/08/2020 to 21/08/2020
Grass Tetany Risk Index ^	0.051		04-026-ICP8	20/08/2020 to 24/08/2020
Magnesium % of Cations	59	%	04-026-ICP8	25/08/2020 to 25/08/2020
Potassium % of Cations	4.7	%	04-026-ICP8	25/08/2020 to 25/08/2020
Slaking ^	0			21/08/2020 to 21/08/2020
pH (1:5 CaCl2)	7.5		04-031-PH	20/08/2020 to 24/08/2020
Nitrate Nitrogen	10	mg/kg	04-063-FIA3	19/08/2020 to 21/08/2020
Ammonium Nitrogen	<0.60	mg/kg	04-063-FIA3	19/08/2020 to 21/08/2020
Potassium (Amm-acet.)	1.1	cmol(+)/kg	04-026-ICP8	20/08/2020 to 24/08/2020
Calcium (Amm-acet.)	7.6	cmol(+)/kg	04-026-ICP8	20/08/2020 to 24/08/2020
Magnesium (Amm-acet.)	14	cmol(+)/kg	04-026-ICP8	20/08/2020 to 24/08/2020
Sodium (Amm-acet.)	0.84	cmol(+)/kg	04-026-ICP8	20/08/2020 to 24/08/2020
Aluminium (KCl)	<9.0	mg/kg	04-027-ICP9	20/08/2020 to 25/08/2020
Aluminium (KCl)	<0.10	cmol(+)/kg	04-027-ICP9	20/08/2020 to 25/08/2020
Cation Exchange Capacity (Amm-acet.)	23.1	cmol(+)/kg	04-026-ICP8	25/08/2020 to 25/08/2020
Sodium % of cations	3.6	%	04-026-ICP8	25/08/2020 to 25/08/2020
Aluminium % of Cations	<1	%	04-026-ICP8	25/08/2020 to 25/08/2020
Calcium/Magnesium Ratio	0.54		04-026-ICP8	20/08/2020 to 24/08/2020
pH (1:5 Water)	8.4		04-031-PH	20/08/2020 to 24/08/2020
Electrical Conductivity (1:5 water)	0.15	dS/m	04-031-PH	20/08/2020 to 24/08/2020
Chloride	18	mg/kg	04-063-FIA3	19/08/2020 to 21/08/2020

Nutrient Advantage Laboratory Services

Nutrient Advantage is a trademark of Incitec Pivot Limited
Incitec Pivot Limited - ABN 42 004 080 264
8 South Rd, Werribee Vic 3030
Toll-free: 1800 803 453 Fax: (61 3) 9974 0699
Enquiries: lab.feedback@incitecpivot.com.au

Disclaimer: This analysis report is prepared solely for the client listed above. To the extent permitted by law, Incitec Pivot Limited excludes all liability in connection with this report and, where liability cannot be excluded, limits its liability, at its election, to the re-supply of the analysis services or the cost of the re-supply of such services.

Report Number: 635092

Sample condition on receipt: Suitable for testing.

The results pertain only to the sample submitted.

This document shall not be reproduced except in full.

Analyses performed on soil dried at 40°C and ground to 2mm or less.

^ NATA accreditation does not cover the performance of this service.

Accredited for compliance with ISO/IEC 17025 - Testing.

This results of the tests, calibrations and/or measurements included in this document are traceable to Australian/International standards.

Nutrient Advantage Laboratory Services

Nutrient Advantage is a trademark of Incitec Pivot Limited

Incitec Pivot Limited - ABN 42 004 080 264

8 South Rd, Werribee Vic 3030

Toll-free: 1800 803 453 Fax: (61 3) 9974 0699

Enquiries: lab.feedback@incitecpivot.com.au

Disclaimer: This analysis report is prepared solely for the client listed above. To the extent permitted by law, Incitec Pivot Limited excludes all liability in connection with this report and, where liability cannot be excluded, limits its liability, at its election, to the re-supply of the analysis services or the cost of the re-supply of such services.

SOIL ANALYSIS REPORT

Report Number: 635093

Sustainable Soils Management P/L
PO Box 130
WARREN
NSW 2824



Report Authorised
Paul Kennelly
Laboratory Manager
NATA Accredited Laboratory
Number: 11958

Sample Number: 022071647	Paddock Name: MT11805	Date Received: 18-Aug-2020
Test Code: CT171		Date of Report: 27-Oct-2020
Purchase Order No: TPG		
Grower Name: SUSTAINABLE SOIL MANAG		

Analyte	Result	Units	Method Code	Analyte Testing Period
2 hour natural aggregate ^	0			21/08/2020 to 24/08/2020
2 hour remoulded aggregate ^	0			21/08/2020 to 24/08/2020
20 hour natural aggregate ^	0			21/08/2020 to 24/08/2020
20 hour remoulded aggregate ^	0			21/08/2020 to 24/08/2020
Available Potassium ^	730	mg/kg	04-026-ICP8	20/08/2020 to 24/08/2020
Calcium % of Cations	53	%	04-026-ICP8	25/08/2020 to 25/08/2020
Emerson Class ^	7			21/08/2020 to 24/08/2020
Grass Tetany Risk Index ^	0.28		04-026-ICP8	20/08/2020 to 24/08/2020
Magnesium % of Cations	24	%	04-026-ICP8	25/08/2020 to 25/08/2020
Potassium % of Cations	21	%	04-026-ICP8	25/08/2020 to 25/08/2020
Slaking ^	2			21/08/2020 to 24/08/2020
Soil Colour	Brown		04-042-PHYS	25/08/2020 to 25/08/2020
Soil Texture	Clay		04-042-PHYS	25/08/2020 to 25/08/2020
pH (1:5 CaCl2)	4.5		04-031-PH	20/08/2020 to 24/08/2020
Electrical Conductivity (Sat. Ext.) ^	1.6	dS/m	04-054-WCALC	25/08/2020 to 25/08/2020
Active (labile) Carbon ^	401	mg/kg	04-065-ACTIVE_C	21/08/2020 to 25/08/2020
Nitrate Nitrogen	120	mg/kg	04-063-FIA3	19/08/2020 to 21/08/2020
Ammonium Nitrogen	22	mg/kg	04-063-FIA3	19/08/2020 to 21/08/2020
Total Carbon (combustion)	2.4	%	04-086-TC	20/08/2020 to 20/08/2020
Sulphur (KCl40)	14	mg/kg	04-021-ICP2	24/08/2020 to 25/08/2020
Phosphorus (Colwell)	56	mg/kg	04-013-COL_P	19/08/2020 to 21/08/2020
Phosphorus Buffer Index (PBI-Col)	74		04-020-ICP17	21/08/2020 to 21/08/2020
Potassium (Amm-acet.)	1.9	cmol(+)/kg	04-026-ICP8	20/08/2020 to 24/08/2020
Calcium (Amm-acet.)	4.7	cmol(+)/kg	04-026-ICP8	20/08/2020 to 24/08/2020
Magnesium (Amm-acet.)	2.1	cmol(+)/kg	04-026-ICP8	20/08/2020 to 24/08/2020
Sodium (Amm-acet.)	0.058	cmol(+)/kg	04-026-ICP8	20/08/2020 to 24/08/2020
Aluminium (KCl)	13	mg/kg	04-027-ICP9	20/08/2020 to 25/08/2020
Aluminium (KCl)	0.15	cmol(+)/kg	04-027-ICP9	20/08/2020 to 25/08/2020
Cation Exchange Capacity (Amm-acet.)	8.85	cmol(+)/kg	04-026-ICP8	25/08/2020 to 25/08/2020
Sodium % of cations	0.65	%	04-026-ICP8	25/08/2020 to 25/08/2020

Nutrient Advantage Laboratory Services

Nutrient Advantage is a trademark of Incitec Pivot Limited
Incitec Pivot Limited - ABN 42 004 080 264
8 South Rd, Werribee Vic 3030
Toll-free: 1800 803 453 Fax: (61 3) 9974 0699
Enquiries: lab.feedback@incitecpivot.com.au

Disclaimer: This analysis report is prepared solely for the client listed above. To the extent permitted by law, Incitec Pivot Limited excludes all liability in connection with this report and, where liability cannot be excluded, limits its liability, at its election, to the re-supply of the analysis services or the cost of the re-supply of such services.

SOIL ANALYSIS REPORT

Report Number: 635093

Sample Number: 022071647	Paddock Name: MT11805	Date Received: 18-Aug-2020
Test Code: CT171		Date of Report: 27-Oct-2020
Purchase Order No: TPG		
Grower Name: SUSTAINABLE SOIL MANAG		

Analyte	Result	Units	Method Code	Analyte Testing Period
Aluminium % of Cations	1.7	%	04-026-ICP8	25/08/2020 to 25/08/2020
Calcium/Magnesium Ratio	2.2		04-026-ICP8	20/08/2020 to 24/08/2020
pH (1:5 Water)	5.1		04-031-PH	20/08/2020 to 24/08/2020
Electrical Conductivity (1:5 water)	0.26	dS/m	04-031-PH	20/08/2020 to 24/08/2020
Chloride	13	mg/kg	04-063-FIA3	19/08/2020 to 21/08/2020
Copper (DTPA)	2.1	mg/kg	04-024-ICP6	21/08/2020 to 24/08/2020
Zinc (DTPA)	1.3	mg/kg	04-024-ICP6	21/08/2020 to 24/08/2020
Manganese (DTPA)	70	mg/kg	04-024-ICP6	21/08/2020 to 24/08/2020
Iron (DTPA)	88	mg/kg	04-024-ICP6	21/08/2020 to 24/08/2020
Boron (Hot CaCl ₂)	1.1	mg/kg	04-025-ICP7	21/08/2020 to 24/08/2020
Phosphorus Environmental Risk Index ^	0.76		04-020-ICP17	21/08/2020 to 21/08/2020

Sample condition on receipt: Suitable for testing.

The results pertain only to the sample submitted.

This document shall not be reproduced except in full.

Analyses performed on soil dried at 40°C and ground to 2mm or less.

^ NATA accreditation does not cover the performance of this service.

Accredited for compliance with ISO/IEC 17025 - Testing.

This results of the tests, calibrations and/or measurements included in this document are traceable to Australian/International standards.

Nutrient Advantage Laboratory Services

Nutrient Advantage is a trademark of Incitec Pivot Limited
Incitec Pivot Limited - ABN 42 004 080 264
8 South Rd, Werribee Vic 3030
Toll-free: 1800 803 453 Fax: (61 3) 9974 0699
Enquiries: lab.feedback@incitecpivot.com.au

Disclaimer: This analysis report is prepared solely for the client listed above. To the extent permitted by law, Incitec Pivot Limited excludes all liability in connection with this report and, where liability cannot be excluded, limits its liability, at its election, to the re-supply of the analysis services or the cost of the re-supply of such services.

SOIL ANALYSIS REPORT

Report Number: 635094

Sustainable Soils Management P/L
PO Box 130
WARREN
NSW 2824



Report Authorised
Paul Kennelly
Laboratory Manager
NATA Accredited Laboratory
Number: 11958

Sample Number: 022072200	Paddock Name: MT118515	Date Received: 18-Aug-2020
Test Code: CT171		Date of Report: 27-Oct-2020
Purchase Order No: TPG		
Grower Name: SUSTAINABLE SOIL MANAG		

Analyte	Result	Units	Method Code	Analyte Testing Period
2 hour natural aggregate ^	0			21/08/2020 to 21/08/2020
2 hour remoulded aggregate ^	0			21/08/2020 to 21/08/2020
20 hour natural aggregate ^	0			21/08/2020 to 21/08/2020
20 hour remoulded aggregate ^	0			21/08/2020 to 21/08/2020
Available Potassium ^	620	mg/kg	04-026-ICP8	20/08/2020 to 24/08/2020
Calcium % of Cations	60	%	04-026-ICP8	25/08/2020 to 25/08/2020
Emerson Class ^	6			21/08/2020 to 21/08/2020
Grass Tetany Risk Index ^	0.17		04-026-ICP8	20/08/2020 to 24/08/2020
Magnesium % of Cations	23	%	04-026-ICP8	25/08/2020 to 25/08/2020
Potassium % of Cations	14	%	04-026-ICP8	25/08/2020 to 25/08/2020
Slaking ^	0			21/08/2020 to 21/08/2020
Soil Colour	Brown		04-042-PHYS	25/08/2020 to 25/08/2020
Soil Texture	Clay		04-042-PHYS	25/08/2020 to 25/08/2020
pH (1:5 CaCl2)	4.9		04-031-PH	20/08/2020 to 24/08/2020
Electrical Conductivity (Sat. Ext.) ^	1.2	dS/m	04-054-WCALC	25/08/2020 to 25/08/2020
Active (labile) Carbon ^	345	mg/kg	04-065-ACTIVE_C	21/08/2020 to 25/08/2020
Nitrate Nitrogen	93	mg/kg	04-063-FIA3	19/08/2020 to 21/08/2020
Ammonium Nitrogen	1.7	mg/kg	04-063-FIA3	19/08/2020 to 21/08/2020
Total Carbon (combustion)	2.0	%	04-086-TC	20/08/2020 to 20/08/2020
Sulphur (KCl40)	5.7	mg/kg	04-021-ICP2	24/08/2020 to 25/08/2020
Phosphorus (Colwell)	21	mg/kg	04-013-COL_P	19/08/2020 to 21/08/2020
Phosphorus Buffer Index (PBI-Col)	76		04-020-ICP17	21/08/2020 to 21/08/2020
Potassium (Amm-acet.)	1.6	cmol(+)/kg	04-026-ICP8	20/08/2020 to 24/08/2020
Calcium (Amm-acet.)	6.7	cmol(+)/kg	04-026-ICP8	20/08/2020 to 24/08/2020
Magnesium (Amm-acet.)	2.6	cmol(+)/kg	04-026-ICP8	20/08/2020 to 24/08/2020
Sodium (Amm-acet.)	0.048	cmol(+)/kg	04-026-ICP8	20/08/2020 to 24/08/2020
Aluminium (KCl)	18	mg/kg	04-027-ICP9	20/08/2020 to 25/08/2020
Aluminium (KCl)	0.20	cmol(+)/kg	04-027-ICP9	20/08/2020 to 25/08/2020
Cation Exchange Capacity (Amm-acet.)	11.1	cmol(+)/kg	04-026-ICP8	25/08/2020 to 25/08/2020
Sodium % of cations	0.43	%	04-026-ICP8	25/08/2020 to 25/08/2020

Nutrient Advantage Laboratory Services

Nutrient Advantage is a trademark of Incitec Pivot Limited
Incitec Pivot Limited - ABN 42 004 080 264
8 South Rd, Werribee Vic 3030
Toll-free: 1800 803 453 Fax: (61 3) 9974 0699
Enquiries: lab.feedback@incitecpivot.com.au

Disclaimer: This analysis report is prepared solely for the client listed above. To the extent permitted by law, Incitec Pivot Limited excludes all liability in connection with this report and, where liability cannot be excluded, limits its liability, at its election, to the re-supply of the analysis services or the cost of the re-supply of such services.

SOIL ANALYSIS REPORT

Report Number: 635094

Sample Number: 022072200	Paddock Name: MT118515	Date Received: 18-Aug-2020
Test Code: CT171		Date of Report: 27-Oct-2020
Purchase Order No: TPG		
Grower Name: SUSTAINABLE SOIL MANAG		

Analyte	Result	Units	Method Code	Analyte Testing Period
Aluminium % of Cations	1.8	%	04-026-ICP8	25/08/2020 to 25/08/2020
Calcium/Magnesium Ratio	2.6		04-026-ICP8	20/08/2020 to 24/08/2020
pH (1:5 Water)	5.6		04-031-PH	20/08/2020 to 24/08/2020
Electrical Conductivity (1:5 water)	0.20	dS/m	04-031-PH	20/08/2020 to 24/08/2020
Chloride	<10	mg/kg	04-063-FIA3	19/08/2020 to 21/08/2020
Copper (DTPA)	2.4	mg/kg	04-024-ICP6	21/08/2020 to 24/08/2020
Zinc (DTPA)	0.66	mg/kg	04-024-ICP6	21/08/2020 to 24/08/2020
Manganese (DTPA)	79	mg/kg	04-024-ICP6	21/08/2020 to 24/08/2020
Iron (DTPA)	39	mg/kg	04-024-ICP6	21/08/2020 to 24/08/2020
Boron (Hot CaCl2)	0.98	mg/kg	04-025-ICP7	21/08/2020 to 24/08/2020
Phosphorus Environmental Risk Index ^	0.28		04-020-ICP17	21/08/2020 to 21/08/2020

Sample condition on receipt: Suitable for testing.

The results pertain only to the sample submitted.

This document shall not be reproduced except in full.

Analyses performed on soil dried at 40°C and ground to 2mm or less.

^ NATA accreditation does not cover the performance of this service.

Accredited for compliance with ISO/IEC 17025 - Testing.

This results of the tests, calibrations and/or measurements included in this document are traceable to Australian/International standards.

Nutrient Advantage Laboratory Services

Nutrient Advantage is a trademark of Incitec Pivot Limited
Incitec Pivot Limited - ABN 42 004 080 264
8 South Rd, Werribee Vic 3030
Toll-free: 1800 803 453 Fax: (61 3) 9974 0699
Enquiries: lab.feedback@incitecpivot.com.au

Disclaimer: This analysis report is prepared solely for the client listed above. To the extent permitted by law, Incitec Pivot Limited excludes all liability in connection with this report and, where liability cannot be excluded, limits its liability, at its election, to the re-supply of the analysis services or the cost of the re-supply of such services.

SOIL ANALYSIS REPORT

Report Number: 635095

Sustainable Soils Management P/L
PO Box 130
WARREN
NSW 2824



Report Authorised
Paul Kennelly
Laboratory Manager
NATA Accredited Laboratory
Number: 11958

Sample Number: 022072199	Paddock Name: MT1181525	Date Received: 18-Aug-2020
Test Code: CT173		Date of Report: 27-Oct-2020
Purchase Order No: TPG		
Grower Name: SUSTAINABLE SOIL MANAG		

Analyte	Result	Units	Method Code	Analyte Testing Period
2 hour natural aggregate ^	0			21/08/2020 to 21/08/2020
2 hour remoulded aggregate ^	0			21/08/2020 to 21/08/2020
20 hour natural aggregate ^	0			21/08/2020 to 21/08/2020
20 hour remoulded aggregate ^	1			21/08/2020 to 21/08/2020
Available Potassium ^	510	mg/kg	04-026-ICP8	20/08/2020 to 24/08/2020
Calcium % of Cations	61	%	04-026-ICP8	25/08/2020 to 25/08/2020
Emerson Class ^	3			21/08/2020 to 21/08/2020
Grass Tetany Risk Index ^	0.14		04-026-ICP8	20/08/2020 to 24/08/2020
Magnesium % of Cations	27	%	04-026-ICP8	25/08/2020 to 25/08/2020
Potassium % of Cations	12	%	04-026-ICP8	25/08/2020 to 25/08/2020
Slaking ^	0			21/08/2020 to 21/08/2020
pH (1:5 CaCl2)	5.2		04-031-PH	20/08/2020 to 24/08/2020
Active (labile) Carbon ^	252	mg/kg	04-065-ACTIVE_C	21/08/2020 to 25/08/2020
Nitrate Nitrogen	65	mg/kg	04-063-FIA3	19/08/2020 to 21/08/2020
Ammonium Nitrogen	0.74	mg/kg	04-063-FIA3	19/08/2020 to 21/08/2020
Total Carbon (combustion)	1.6	%	04-086-TC	20/08/2020 to 20/08/2020
Potassium (Amm-acet.)	1.3	cmol(+)/kg	04-026-ICP8	20/08/2020 to 24/08/2020
Calcium (Amm-acet.)	6.6	cmol(+)/kg	04-026-ICP8	20/08/2020 to 24/08/2020
Magnesium (Amm-acet.)	2.9	cmol(+)/kg	04-026-ICP8	20/08/2020 to 24/08/2020
Sodium (Amm-acet.)	0.064	cmol(+)/kg	04-026-ICP8	20/08/2020 to 24/08/2020
Aluminium (KCl)	<9.0	mg/kg	04-027-ICP9	20/08/2020 to 25/08/2020
Aluminium (KCl)	<0.10	cmol(+)/kg	04-027-ICP9	20/08/2020 to 25/08/2020
Cation Exchange Capacity (Amm-acet.)	10.9	cmol(+)/kg	04-026-ICP8	25/08/2020 to 25/08/2020
Sodium % of cations	0.59	%	04-026-ICP8	25/08/2020 to 25/08/2020
Aluminium % of Cations	<1	%	04-026-ICP8	25/08/2020 to 25/08/2020
Calcium/Magnesium Ratio	2.3		04-026-ICP8	20/08/2020 to 24/08/2020
pH (1:5 Water)	5.8		04-031-PH	20/08/2020 to 24/08/2020
Electrical Conductivity (1:5 water)	0.14	dS/m	04-031-PH	20/08/2020 to 24/08/2020
Chloride	<10	mg/kg	04-063-FIA3	19/08/2020 to 21/08/2020

Nutrient Advantage Laboratory Services

Nutrient Advantage is a trademark of Incitec Pivot Limited
Incitec Pivot Limited - ABN 42 004 080 264
8 South Rd, Werribee Vic 3030
Toll-free: 1800 803 453 Fax: (61 3) 9974 0699
Enquiries: lab.feedback@incitecpivot.com.au

Disclaimer: This analysis report is prepared solely for the client listed above. To the extent permitted by law, Incitec Pivot Limited excludes all liability in connection with this report and, where liability cannot be excluded, limits its liability, at its election, to the re-supply of the analysis services or the cost of the re-supply of such services.

Report Number: 635095

Sample condition on receipt: Suitable for testing.

The results pertain only to the sample submitted.

This document shall not be reproduced except in full.

Analyses performed on soil dried at 40°C and ground to 2mm or less.

^ NATA accreditation does not cover the performance of this service.

Accredited for compliance with ISO/IEC 17025 - Testing.

This results of the tests, calibrations and/or measurements included in this document are traceable to Australian/International standards.

Nutrient Advantage Laboratory Services

Nutrient Advantage is a trademark of Incitec Pivot Limited

Incitec Pivot Limited - ABN 42 004 080 264

8 South Rd, Werribee Vic 3030

Toll-free: 1800 803 453 Fax: (61 3) 9974 0699

Enquiries: lab.feedback@incitecpivot.com.au

Disclaimer: This analysis report is prepared solely for the client listed above. To the extent permitted by law, Incitec Pivot Limited excludes all liability in connection with this report and, where liability cannot be excluded, limits its liability, at its election, to the re-supply of the analysis services or the cost of the re-supply of such services.

SOIL ANALYSIS REPORT

Report Number: 635096

Sustainable Soils Management P/L
PO Box 130
WARREN
NSW 2824



Report Authorised
Paul Kennelly
Laboratory Manager
NATA Accredited Laboratory
Number: 11958

Sample Number: 022072198	Paddock Name: MT1183060	Date Received: 18-Aug-2020
Test Code: 2017-065		Date of Report: 27-Oct-2020
Purchase Order No: TPG		
Grower Name: SUSTAINABLE SOIL MANAG		

Analyte	Result	Units	Method Code	Analyte Testing Period
2 hour natural aggregate ^	1			21/08/2020 to 21/08/2020
2 hour remoulded aggregate ^	4			21/08/2020 to 21/08/2020
20 hour natural aggregate ^	2			21/08/2020 to 21/08/2020
20 hour remoulded aggregate ^	4			21/08/2020 to 21/08/2020
Available Potassium ^	410	mg/kg	04-026-ICP8	20/08/2020 to 24/08/2020
Calcium % of Cations	43	%	04-026-ICP8	25/08/2020 to 25/08/2020
Emerson Class ^	2			21/08/2020 to 21/08/2020
Grass Tetany Risk Index ^	0.070		04-026-ICP8	20/08/2020 to 24/08/2020
Magnesium % of Cations	49	%	04-026-ICP8	25/08/2020 to 25/08/2020
Potassium % of Cations	6.1	%	04-026-ICP8	25/08/2020 to 25/08/2020
Slaking ^	0			21/08/2020 to 21/08/2020
pH (1:5 CaCl2)	6.4		04-031-PH	20/08/2020 to 24/08/2020
Nitrate Nitrogen	5.9	mg/kg	04-063-FIA3	19/08/2020 to 21/08/2020
Ammonium Nitrogen	0.75	mg/kg	04-063-FIA3	19/08/2020 to 21/08/2020
Potassium (Amm-acet.)	1.1	cmol(+)/kg	04-026-ICP8	20/08/2020 to 24/08/2020
Calcium (Amm-acet.)	7.4	cmol(+)/kg	04-026-ICP8	20/08/2020 to 24/08/2020
Magnesium (Amm-acet.)	8.4	cmol(+)/kg	04-026-ICP8	20/08/2020 to 24/08/2020
Sodium (Amm-acet.)	0.44	cmol(+)/kg	04-026-ICP8	20/08/2020 to 24/08/2020
Aluminium (KCl)	<9.0	mg/kg	04-027-ICP9	20/08/2020 to 25/08/2020
Aluminium (KCl)	<0.10	cmol(+)/kg	04-027-ICP9	20/08/2020 to 25/08/2020
Cation Exchange Capacity (Amm-acet.)	17.3	cmol(+)/kg	04-026-ICP8	25/08/2020 to 25/08/2020
Sodium % of cations	2.5	%	04-026-ICP8	25/08/2020 to 25/08/2020
Aluminium % of Cations	<1	%	04-026-ICP8	25/08/2020 to 25/08/2020
Calcium/Magnesium Ratio	0.88		04-026-ICP8	20/08/2020 to 24/08/2020
pH (1:5 Water)	7.7		04-031-PH	20/08/2020 to 24/08/2020
Electrical Conductivity (1:5 water)	0.04	dS/m	04-031-PH	20/08/2020 to 24/08/2020
Chloride	<10	mg/kg	04-063-FIA3	19/08/2020 to 21/08/2020

Nutrient Advantage Laboratory Services

Nutrient Advantage is a trademark of Incitec Pivot Limited
Incitec Pivot Limited - ABN 42 004 080 264
8 South Rd, Werribee Vic 3030
Toll-free: 1800 803 453 Fax: (61 3) 9974 0699
Enquiries: lab.feedback@incitecpivot.com.au

Disclaimer: This analysis report is prepared solely for the client listed above. To the extent permitted by law, Incitec Pivot Limited excludes all liability in connection with this report and, where liability cannot be excluded, limits its liability, at its election, to the re-supply of the analysis services or the cost of the re-supply of such services.

Report Number: 635096

Sample condition on receipt: Suitable for testing.

The results pertain only to the sample submitted.

This document shall not be reproduced except in full.

Analyses performed on soil dried at 40°C and ground to 2mm or less.

^ NATA accreditation does not cover the performance of this service.

Accredited for compliance with ISO/IEC 17025 - Testing.

This results of the tests, calibrations and/or measurements included in this document are traceable to Australian/International standards.

Nutrient Advantage Laboratory Services

Nutrient Advantage is a trademark of Incitec Pivot Limited

Incitec Pivot Limited - ABN 42 004 080 264

8 South Rd, Werribee Vic 3030

Toll-free: 1800 803 453 Fax: (61 3) 9974 0699

Enquiries: lab.feedback@incitecpivot.com.au

Disclaimer: This analysis report is prepared solely for the client listed above. To the extent permitted by law, Incitec Pivot Limited excludes all liability in connection with this report and, where liability cannot be excluded, limits its liability, at its election, to the re-supply of the analysis services or the cost of the re-supply of such services.

SOIL ANALYSIS REPORT

Report Number: 635097

Sustainable Soils Management P/L
PO Box 130
WARREN
NSW 2824



Report Authorised
Paul Kennelly
Laboratory Manager
NATA Accredited Laboratory
Number: 11958

Sample Number: 022072197	Paddock Name: MT11860100	Date Received: 18-Aug-2020
Test Code: 2017-065		Date of Report: 27-Oct-2020
Purchase Order No: TPG		
Grower Name: SUSTAINABLE SOIL MANAG		

Analyte	Result	Units	Method Code	Analyte Testing Period
2 hour natural aggregate ^	3			21/08/2020 to 21/08/2020
2 hour remoulded aggregate ^	4			21/08/2020 to 21/08/2020
20 hour natural aggregate ^	3			21/08/2020 to 21/08/2020
20 hour remoulded aggregate ^	4			21/08/2020 to 21/08/2020
Available Potassium ^	450	mg/kg	04-026-ICP8	20/08/2020 to 24/08/2020
Calcium % of Cations	31	%	04-026-ICP8	25/08/2020 to 25/08/2020
Emerson Class ^	2			21/08/2020 to 21/08/2020
Grass Tetany Risk Index ^	0.048		04-026-ICP8	20/08/2020 to 24/08/2020
Magnesium % of Cations	59	%	04-026-ICP8	25/08/2020 to 25/08/2020
Potassium % of Cations	4.4	%	04-026-ICP8	25/08/2020 to 25/08/2020
Slaking ^	0			21/08/2020 to 21/08/2020
pH (1:5 CaCl2)	7.8		04-031-PH	20/08/2020 to 24/08/2020
Nitrate Nitrogen	3.4	mg/kg	04-063-FIA3	19/08/2020 to 21/08/2020
Ammonium Nitrogen	1.0	mg/kg	04-063-FIA3	19/08/2020 to 21/08/2020
Potassium (Amm-acet.)	1.1	cmol(+)/kg	04-026-ICP8	20/08/2020 to 24/08/2020
Calcium (Amm-acet.)	7.9	cmol(+)/kg	04-026-ICP8	20/08/2020 to 24/08/2020
Magnesium (Amm-acet.)	15	cmol(+)/kg	04-026-ICP8	20/08/2020 to 24/08/2020
Sodium (Amm-acet.)	1.7	cmol(+)/kg	04-026-ICP8	20/08/2020 to 24/08/2020
Aluminium (KCl)	<9.0	mg/kg	04-027-ICP9	20/08/2020 to 25/08/2020
Aluminium (KCl)	<0.10	cmol(+)/kg	04-027-ICP9	20/08/2020 to 25/08/2020
Cation Exchange Capacity (Amm-acet.)	25.8	cmol(+)/kg	04-026-ICP8	25/08/2020 to 25/08/2020
Sodium % of cations	6.4	%	04-026-ICP8	25/08/2020 to 25/08/2020
Aluminium % of Cations	<1	%	04-026-ICP8	25/08/2020 to 25/08/2020
Calcium/Magnesium Ratio	0.53		04-026-ICP8	20/08/2020 to 24/08/2020
pH (1:5 Water)	8.8		04-031-PH	20/08/2020 to 24/08/2020
Electrical Conductivity (1:5 water)	0.15	dS/m	04-031-PH	20/08/2020 to 24/08/2020
Chloride	<10	mg/kg	04-063-FIA3	19/08/2020 to 21/08/2020

Nutrient Advantage Laboratory Services

Nutrient Advantage is a trademark of Incitec Pivot Limited
Incitec Pivot Limited - ABN 42 004 080 264
8 South Rd, Werribee Vic 3030
Toll-free: 1800 803 453 Fax: (61 3) 9974 0699
Enquiries: lab.feedback@incitecpivot.com.au

Disclaimer: This analysis report is prepared solely for the client listed above. To the extent permitted by law, Incitec Pivot Limited excludes all liability in connection with this report and, where liability cannot be excluded, limits its liability, at its election, to the re-supply of the analysis services or the cost of the re-supply of such services.

Report Number: 635097

Sample condition on receipt: Suitable for testing.

The results pertain only to the sample submitted.

This document shall not be reproduced except in full.

Analyses performed on soil dried at 40°C and ground to 2mm or less.

^ NATA accreditation does not cover the performance of this service.

Accredited for compliance with ISO/IEC 17025 - Testing.

This results of the tests, calibrations and/or measurements included in this document are traceable to Australian/International standards.

Nutrient Advantage Laboratory Services

Nutrient Advantage is a trademark of Incitec Pivot Limited

Incitec Pivot Limited - ABN 42 004 080 264

8 South Rd, Werribee Vic 3030

Toll-free: 1800 803 453 Fax: (61 3) 9974 0699

Enquiries: lab.feedback@incitecpivot.com.au

Disclaimer: This analysis report is prepared solely for the client listed above. To the extent permitted by law, Incitec Pivot Limited excludes all liability in connection with this report and, where liability cannot be excluded, limits its liability, at its election, to the re-supply of the analysis services or the cost of the re-supply of such services.

APPENDIX III:
Coverage of Planning Secretary's
Environmental Assessment Requirements.



Table A3_1
Coverage of Secretary's Environmental Assessment Requirements

Page 1 of 1

Summarised or Paraphrased Relevant Requirement	Relevant Section(s)
The EIS must address the following specific issues with the level of assessment of likely impacts proportionate to the significance of, or degree, of impact on, the issue, within the context of the project location and the surrounding environment and having regard to applicable NSW Government policies and guidelines, including:	
<ul style="list-style-type: none"> the likely impacts of the development on the soils and land capability of the site and surrounds, and a description of the mitigation and management measures to prevent, control or minimise impacts of the development; 	Section 8 Section 9
<ul style="list-style-type: none"> the likely agricultural impacts of the development, including identification of any strategic agricultural land, documented in an Agricultural Impact Statement; 	Section 5 Section 8
<ul style="list-style-type: none"> the compatibility of the development with other land uses in the vicinity of the development in accordance with the requirements of Clause 12 of <i>State Environmental Planning Policy (Mining, Petroleum Production and Extractive Industries) 2007</i>, paying particular attention to the agricultural land use in the region; 	Section 8
ENVIRONMENTAL PLANNING INSTRUMENTS, POLICIES, GUIDELINES AND PLANS	
LAND AND CONTAMINATION	
Australian Soil and Land Survey Handbook (CSIRO)	
Guidelines for Surveying Soil and Land Resources (CSIRO)	
Managing Urban Stormwater: Soils & Construction (Landcom)	
Guidelines for developments adjoining land and water managed by the Department of Environment, Climate Change and Water (DECCW, 2010)	
Contaminated Sites Sampling Design Guidelines 1995 (EPA)	
Soil and Landscape Issues in Environmental Impact Assessment (DPI)	
Australian and New Zealand Guidelines for the Assessment and Management of Contaminated Sites (ANZECC)	
National Environment Protection (Assessment of Site Contamination) Measure 1999 (with amendment April 2013)	
The land and soil capability assessment scheme: second approximation (OEH)	

Table A3_2
Coverage of Issues Identified by Other Government Agencies for Consideration

Page 1 of 1

Agency / Organisation	Summary or Paraphrased Relevant Requirement	Relevant Section(s)
Biodiversity, Conservation and Science Directorate 06/07/2021	<p>The EIS must map the following features relevant to water and soils including:</p> <p>a. Acid sulfate soils (Class 1, 2, 3 or 4 on the Acid Sulfate Soil Planning Map);</p>	Section 6

This page has intentionally been left blank