CVS Equipment Pty Ltd

PH (02) 8796 3000
FX (02) 8796 3030
EM info@cvsgroup.com.au

7 Airds Road
PO Box 5107
Minto NSW 2566

ABN 18 851 332 160

Installation Certificate

Project Name: Concord Hospital Redevelopment

Project Address: Hospital Road, Concord NSW 2139

This is to certify that the louvres have been manufactured in accordance with the relevant approved drawings, specifications, Building Codes of Australia and all relevant Australian Codes and Standards.

Relevant Standards are AS1866:1997, AS2047:2014 Section 7 and AS1530.1:1994

BCA 2019 Amendment 1 clause C1.9

Yours Faithfully,

Richard Ellis
Manager

CERTIFICATE

Material Fire Test Certificate

IGNL-3244-01-01 I01R00
Date of Test 18-Nov-19
ISSUED 11-Dec-19
EXPIRY 10-Dec-24

AS 1530.1-1994:
COMBUSTIBILITY TEST FOR MATERIALS

Specimen Identification
5005 3mm Aluminium Sheet

Specimen Description
The sponsor described the tested specimen as:
16 unpainted aluminium discs were stacked with a thickness of 3mm to the required specimen height

Test Method and Deviation
Five (5) Specimens were tested in accordance with Australian Standard 1530 Methods for fire testes on building materials, components and structures, Part 1- 1994: Combustibility Test for Materials. The test apparatus is constructed in accordance with the requirements of ISO 1182:2010 which has been verified to be equivalent to the apparatus requirements of AS 1530.1:1994.

Observations
In accordance with Appendix A4 of AS 1530.1-1994, the melt temperature of the test specimen is below the stabilised furnace temparature. This results in a potential for the specimen to be thermally unstable as a phase change may occur.
The specimens had no phase change during or after the test.

Sponsor
Capral Aluminium Ltd
151 Barry Road
Campbellfield VIC 3061
www.capral.com.au

Specimen
The test specimens are cylindrical and each has -

(a). Nominal diameter (mm):	44.14 ± 0.1
(b). Nominal height (mm):	49.5 ± 0.22
(c). Nominal volume (cm3):	75.7 ± 0.42
(d). Nominal mass (g):	194.18 ± 0.98
(e). Colour:	Aluminium

TEST BODY
Ignis Labs Pty Ltd
ABN 36 620 256 617
3 Cooper Place
Queanbeyan NSW 2602
www.ignislabs.com.au
(02) 6111 2909

Results

	Symbol	Arithmetic
Mean furnace thermocouple temperature rise:	ΔTf	43.77 ± 8.36 °C
Mean specimen centre thermocouple temperature rise:	ΔTc	0.38 ± 8.36 °C
Mean specimen surface thermocouple temperature rise:	ΔTs	16.31 ± 8.36 °C
Mean duration of sustained flaming:		0 s
Mean mass loss:		0 ± 0 %

Combustibility
The specimens are deemed NOT COMBUSTIBLE according to the test criteria specified in clause 3.4 of as 1530.1- 1994.

IGNIS LABS PTY LTD ignis labs MATERIAL FIRE TESTING Certificate ABN 36 620 256 617

Test Technician
Ian Downes

Test Engineer
Ram Prakash

Benjamin Hughes-Brown FIEAust CPEng NER APEC Engineer IntPE(Aust)
Chartered Professional Engineer
CPEng, NER (Fire Safety / Mech) 2590091, RPEQ11498, BPB-C10-1875, EF-39394,
MFireSafety (UWS), BEng (UTS), GradDipBushFire (UWS), DipEngPrac (UTS), DipEng (CIT)

Version: Issue 01 Revision 02 | 22.10.2019

Disclaimer
These test results relate only to the behaviour of the test specimens of the material under the particular conditions of the test, and they are not intended to be the sole criterion for assessing the potential fire hazard of the material in use.
The information contained in this document is provided for the sole use of the recipient and no reliance should be placed on the information by any other person. In the event that the information is disclosed or furnished to any other person, the Ignis Labs Pty accepts no liability for any loss or damage incurred by that person whatsoever as a result of using the information.
Copyright ©
All rights reserved. No part of the content of this document may be reproduced, published, transmitted or adapted in any form or by any means without the written permission of the Ignis Labs Pty Ltd.

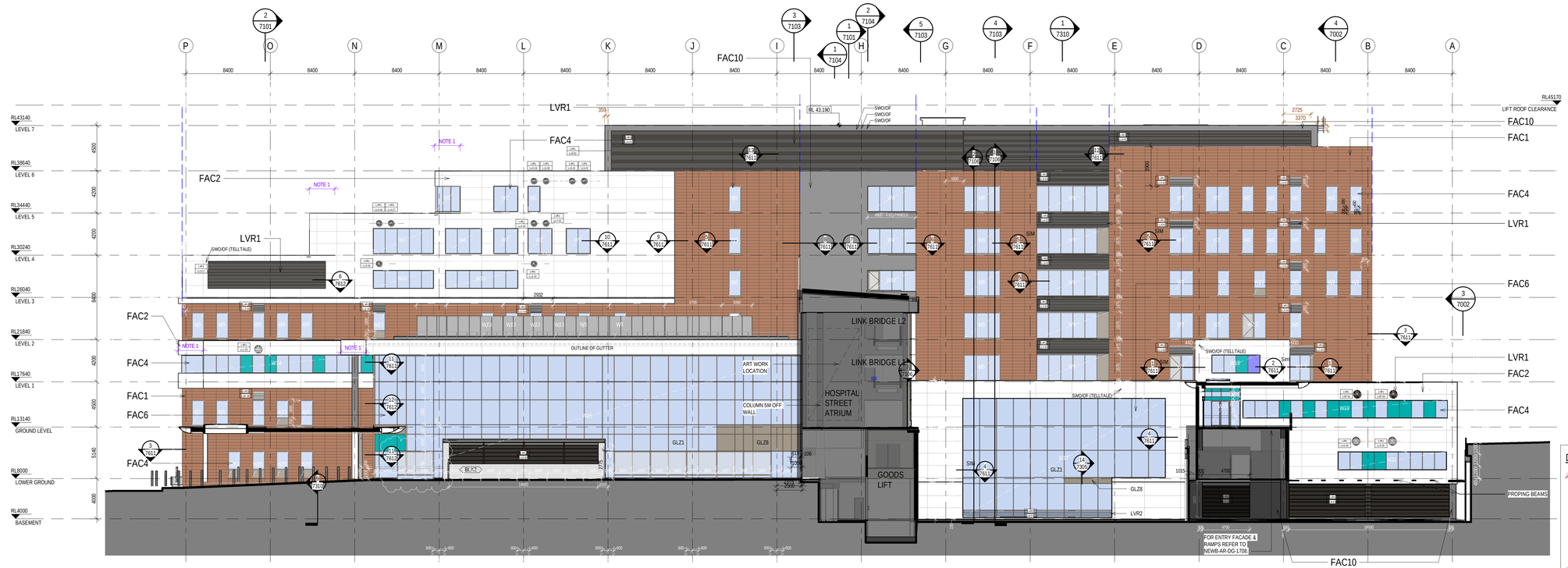

1 NORTH ELEVATION / SECTION
15B2 1 : 200

2 SOUTH ELEVATION
15B2 1 : 200

LEGEND:

- TERRACOTTA — INSTALLED BY BRIGHTON
- ALUM SOLID CLADDING — INSTALLED BY BRIGHTON
- REINFORCED CONCRETE CLADDING (FIBRE C) — INSTALLED BY BRIGHTON
- ALUM. METAL LOUVRES — INSTALLED BY CVS

LVR1	HORIZONTAL LOUVRES
LVR2	ACTUATED POWER GLASS LOUVRES
LVR3	VERTICAL LOUVRES
LVR4	600mm DEEP ACOUSTIC LOUVRES, HORIZONTAL

GLAZING LEGEND:

GLZ1	STANDARD CLEAR SINGLE GLAZED IGUs
GLZ2	CLEAR SINGLE GLAZED IGUs, WITH JOCKEY SASH & INTEGRAL BLINDS
GLZ3	TRANSLUCENT SINGLE-GLAZED IGUs
GLZ4	WHITE OPAQUE COLOURBACK SINGLE GLAZING BACKED WITH INSULATION
GLZ5	GREEN OPAQUE COLOURBACK SINGLE GLAZING BACKED WITH INSULATION
GLZ6	CLEAR SINGLE GLAZING
GLZ7	STANDARD CLEAR DOUBLE GLAZED IGUs
GLZ8	BRONZE OPAQUE COLOURBACK SINGLE GLAZING BACKED WITH INSULATION
GLZ9	ASSAULT GUARD CLEAR GLAZING

DIMENSION LEGEND:

- DIMENSION SET OUT FOR METAL SHEET CLADDING (COLORBOND) - FAC10
- DIMENSION SET OUT FOR WINDOW AND LOUVERS
- DIMENSION SET OUT FOR TERRACOTTA CLADDING - FAC1
- DIMENSION SET OUT FOR ALUMINIUM NON-COMPOSITE CLADDING - FAC3
- REINFORCED CONCRETE CLADDING (FIBRE C) - FAC2
- NOTE 1 - REFER TO CURVED FACADE SETOUT PLAN DETAILS FOR FACADE AND WINDOWS SERIES 7600

REV	DATE	DRAWN	REVD	APP'D	AMENDMENT
Q	08.06.21	SC	WB		GENERAL UPDATE
P	26.02.20	SC	WB		FACADE UPDATE
O	10.12.20	SC	WB		ROUND LOUVRES UPDATE
N	07.08.20	LH	WB		SOUTH ELEVATION UPDATE
M	27.07.20	MW	WB		SECTION 4.55 MODIFICATION 5 ISSUE
L	25.05.20	LH	WB		ELEVATION UPDATE
K	20.05.20	LH	WB		SECURE COURTYARD UPDATE
J	23.04.20	LH	WB		GENERAL ELEVATION UPDATE
I	24.03.20	LH	WB		EAST ATRIUM SMOKE FAN & GENERAL UPDATE
H	20.02.20	LH	WB		SECTION 4.55 MODIFICATION ISSUE
G	14.02.20	LH	WB		ISSUED FOR CC4A
F	03.02.20	LH	WB		SECTION 4.55 MODIFICATION ISSUE

KEY PLAN

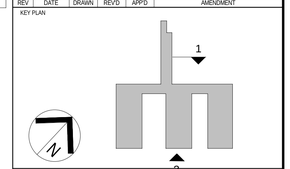

CLIENT

NSW GOVERNMENT Health Infrastructure

JOHNSTAFF

roberts pizzarotti

JACOBS

LEVEL 7, 177 PACIFIC HIGHWAY
NORTH SYDNEY
NSW 2060
AUSTRALIA
TEL: +61 2 9928 2100
FAX: +61 2 9928 2510
WEB: jacobs.com

PROJECT
CONCORD HOSPITAL REDEVELOPMENT STAGE 1

HOSPITAL ROAD
CONCORD NSW 2139

TITLE
ELEVATION - NORTH & SOUTH

DRAWING STATUS
FOR CONSTRUCTION

DRAWN: MW/BY	DRAWING CHECK: PC/WB
DESIGNED: AC/DG	DESIGN REVIEW: CY
REVIEWED	DATE
APPROVED	DATE

SCALE: 1 : 200 @ B1

PROJECT No.	DRAWING No.	REV
IA064700	NEWB-AR-DRG-7001	Q

6/8/2021 4:28:55 PM

1 15B2 EAST ELEVATION
1 : 200

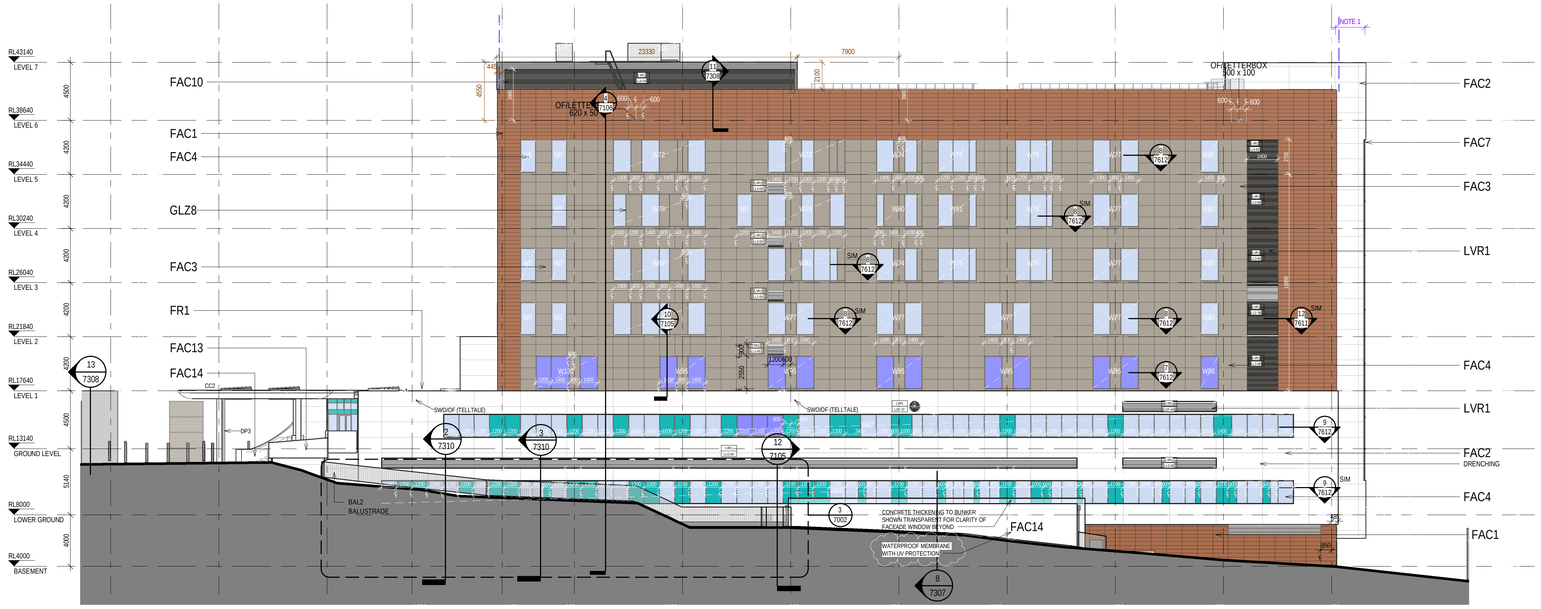

2 15B2 WEST ELEVATION
1 : 200

3 15B2 PART WEST ELEVATION SECTION
1 : 200

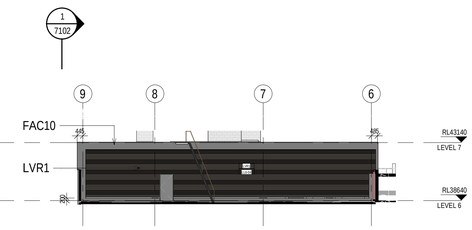

4 1562 PART WEST PLANT ROOM ELEVATION SECTION
1 : 200

LEGEND:

- TERRACOTTA — INSTALLED BY BRIGHTON
- ALUM SOLID CLADDING — INSTALLED BY BRIGHTON
- REINFORCED CONCRETE CLADDING (FIBRE C) — INSTALLED BY BRIGHTON
- ALUM. METAL LOUVRES — INSTALLED BY CVS

LVR1	HORIZONTAL LOUVRES
LVR2	ACTUATED POWER GLASS LOUVRES
LVR3	VERTICAL LOUVRES
LVR4	600mm DEEP ACOUSTIC LOUVRES, HORIZONTAL

GLAZING LEGEND:

GLZ1	STANDARD CLEAR SINGLE GLAZED IGUs
GLZ2	CLEAR SINGLE GLAZED IGUs, WITH JOCKEY SASH & INTEGRAL BLINDS
GLZ3	TRANSLUCENT SINGLE-GLAZED IGUs
GLZ4	WHITE OPAQUE COLOURBACK SINGLE GLAZING BACKED WITH INSULATION
GLZ5	GREEN OPAQUE COLOURBACK SINGLE GLAZING BACKED WITH INSULATION
GLZ6	CLEAR SINGLE GLAZING
GLZ7	STANDARD CLEAR DOUBLE GLAZED IGUs
GLZ8	BRONZE OPAQUE COLOURBACK SINGLE GLAZING BACKED WITH INSULATION
GLZ9	ASSAULT GUARD CLEAR GLAZING

DIMENSION LEGEND:

- DIMENSION SET OUT FOR METAL SHEET CLADDING (COLORBOND) - FAC10
- DIMENSION SET OUT FOR WINDOW AND LOUVERS
- DIMENSION SET OUT FOR TERRACOTTA CLADDING - FAC1
- DIMENSION SET OUT FOR ALUMINIUM NON-COMPOSITE CLADDING - FAC3
- REINFORCED CONCRETE CLADDING (FIBRE C) - FAC2
- NOTE 1 - REFER TO CURVED FACADE SETOUT PLAN DETAILS FOR FACADE AND WINDOWS SERIES 7600

REV	DATE	DRAWN	REV'D	APP'D	AMENDMENT
N	26.02.20	SC	WB		FACADE UPDATE
M	11.09.20	LH	WB		GENERAL UPDATE
L	31.07.20	MW	WB		GENERAL UPDATE
K	27.07.20	MW	WB		SECTION 4.55 MODIFICATION 5 ISSUE
J	01.06.20	LH	WB		ELEVATION UPDATE
I	25.05.20	LH	WB		ELEVATION UPDATE
H	20.05.20	LH	WB		SECURE COURTYARD UPDATE
G	23.04.20	LH	WB		GENERAL ELEVATION UPDATE
F	13.03.20	LH	WB		SECTION 4.55 MODIFICATION ISSUE
E	14.02.20	LH	WB		ISSUED FOR CC4A
D	03.02.20	LH	WB		SECTION 4.55 MODIFICATION ISSUE
C	04.12.19	BA	WB		UPDATES TO FACADE - EAST ELEVATION BANDING DETAIL UPDATE & COLORBACK GLASS REVISED
B	08.11.19	BA	WB		GENERAL UPDATES

KEY PLAN

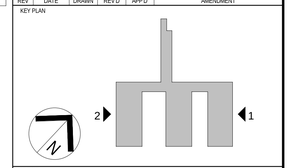

CLIENT

NSW GOVERNMENT Health Infrastructure

JOHNSTAFF

roberts pizzarotti

JACOBS

LEVEL 7, 177 PACIFIC HIGHWAY
NORTH SYDNEY
NSW 2060
AUSTRALIA
TEL: +61 2 9928 2100
FAX: +61 2 9928 2510
WEB: jacobs.com

PROJECT
CONCORD HOSPITAL REDEVELOPMENT STAGE 1

HOSPITAL ROAD
CONCORD NSW 2139

TITLE
ELEVATION - EAST & WEST

DRAWING STATUS
FOR CONSTRUCTION

DRAWN: MW/BY	DRAWING CHECK: PC/WB
DESIGNED: AC/DG	DESIGN REVIEW: CY
REVIEWED	DATE
APPROVED	DATE

SCALE: 1 : 200 @ B1

PROJECT No.	DRAWING No.	REV
IA064700	NEWB-AR-DRG-7002	N

2/26/2021 11:23:35 AM

1 15B2 IPU 1 - EAST ELEVATION

1 : 200

2 15B2 IPU 2 - WEST ELEVATION

1 : 200

LEGEND:

- TERRACOTTA — INSTALLED BY BRIGHTON
- ALUM SOLID CLADDING — INSTALLED BY BRIGHTON
- REINFORCED CONCRETE CLADDING (FIBRE C) — INSTALLED BY BRIGHTON
- ALUM. METAL LOUVRES — INSTALLED BY CVS

FR1	FLAT ROOF, MEMBRANE WITH SELECT PAVERS/BALLAST
MR1	METAL ROOF SHEETING WITH 100mm INSULATION ROOF RAISERS
LVR1	HORIZONTAL LOUVRES
LVR2	ACTUATED POWER GLASS LOUVRES
LVR3	VERTICAL LOUVRES
LVR4	600mm DEEP ACOUSTIC LOUVRES, HORIZONTAL

GLAZING LEGEND:

GLZ1	STANDARD CLEAR SINGLE GLAZED IGUs
GLZ2	CLEAR SINGLE GLAZED IGUs, WITH JOCKEY SASH & INTEGRAL BLINDS
GLZ3	TRANSLUCENT SINGLE-GLAZED IGUs
GLZ4	WHITE OPAQUE COLOURBACK SINGLE GLAZING BACKED WITH INSULATION
GLZ5	GREEN OPAQUE COLOURBACK SINGLE GLAZING BACKED WITH INSULATION
GLZ6	CLEAR SINGLE GLAZING
GLZ7	STANDARD CLEAR DOUBLE GLAZED IGUs
GLZ8	BRONZE OPAQUE COLOURBACK SINGLE GLAZING BACKED WITH INSULATION
GLZ9	ASSAULT GUARD CLEAR GLAZING

DIMENSION LEGEND:

- DIMENSION SET OUT FOR METAL SHEET CLADDING (COLORBOND) - FAC10
- DIMENSION SET OUT FOR WINDOW AND LOUVERS
- DIMENSION SET OUT FOR TERRACOTTA CLADDING - FAC1
- DIMENSION SET OUT FOR ALUMINIUM NON-COMPOSITE CLADDING - FAC3
- REINFORCED CONCRETE CLADDING (FIBRE C) - FAC2
- NOTE 1 - REFER TO CURVED FACADE SETOUT PLAN DETAILS FOR FACADE AND WINDOWS SERIES 7600

REV	DATE	DRAWN	REV'D	APP'D	AMENDMENT
J	13.07.20	MW	WB		GENERAL UPDATE
I	30.06.20	MW	SC		GENERAL UPDATE
H	05.05.20	LH	WB		ELEVATION UPDATE
G	23.04.20	LH	WB		GENERAL ELEVATION UPDATE
F	20.02.20	LH	WB		SECTION 4.55 MODIFICATION ISSUE
E	14.02.20	LH	WB		ISSUED FOR CC&A
D	03.02.20	LH	WB		SECTION 4.55 MODIFICATION ISSUE
C	04.12.19	BA	WB		UPDATES TO FACADE - EAST ELEVATION BANDING DETAIL UPDATE & COLORBACK GLASS REVISED
B	08.11.19	BA	WB		GENERAL UPDATES
A	27.09.19	BA	WB		ISSUE FOR CONSTRUCTION
21	03.09.19	BA	WB		ELEVATIONS & DETAILS UPDATE - LOUVRES, WINDOW TAGS ADDED & GENERAL UPDATES
					GENERAL UPDATES

KEY PLAN

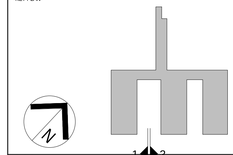

CLIENT

NSW GOVERNMENT | Health Infrastructure

JOHNSTAFF

roberts pizzarotti

JACOBS

LEVEL 7, 177 PACIFIC HIGHWAY
NORTH SYDNEY
NSW 2060
AUSTRALIA

TEL: +61 2 9928 2100
FAX: +61 2 9928 2510
WEB: jacobs.com

PROJECT

CONCORD HOSPITAL REDEVELOPMENT STAGE 1

HOSPITAL ROAD
CONCORD NSW 2139

TITLE

ELEVATION - IPU 1 EAST & IPU 2 WEST

DRAWING STATUS

FOR CERTIFICATION

DRAWN: MW/BY	DRAWING CHECK: PC/WB
DESIGNED: AC/DG	DESIGN REVIEW: CY
REVIEWED	DATE
APPROVED	DATE

SCALE: 1 : 200 @ B1

PROJECT No.	DRAWING No.	REV
IA064700	NEWB-AR-DRG-7003	J

13/07/2020 4:58:28 PM

1 15B2 IPU2 - EAST ELEVATION
1 : 200

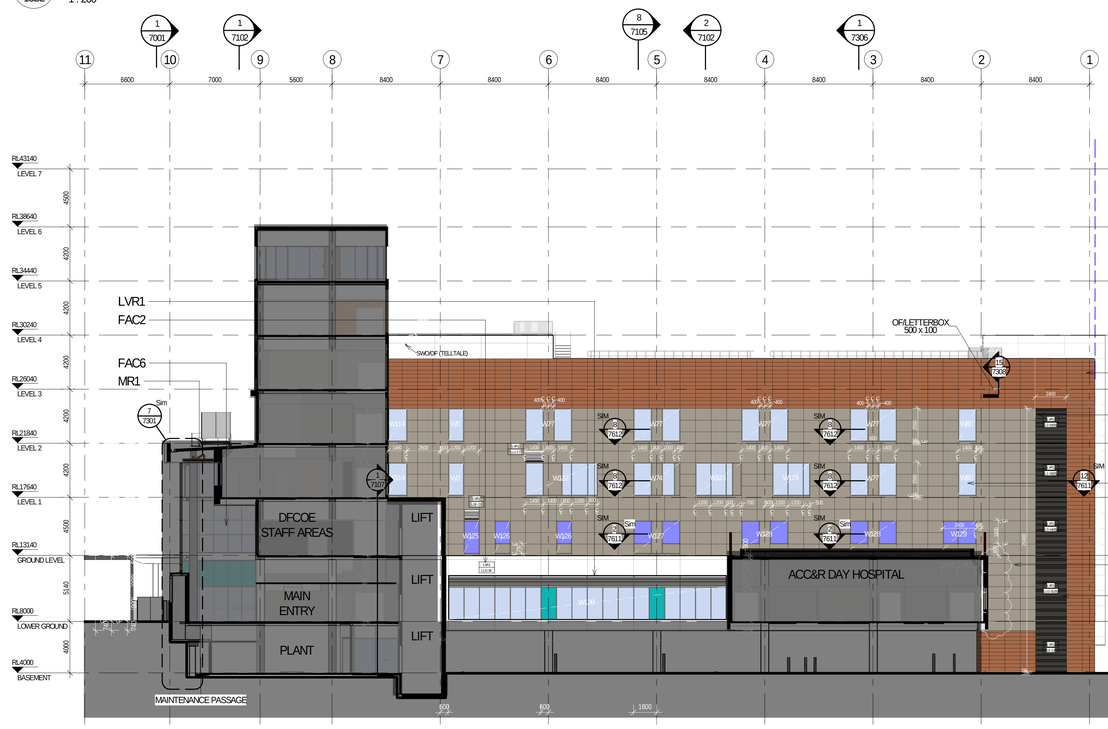

2 15B2 IPU 3 - WEST ELEVATION
1 : 200

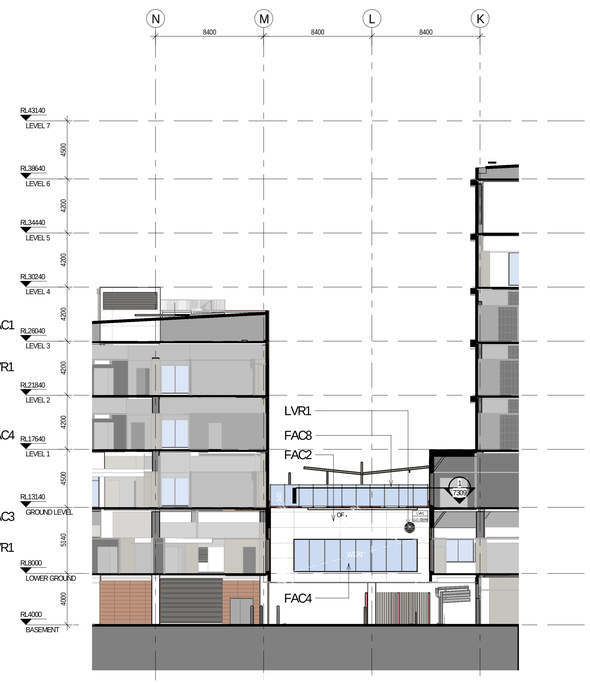

3 15B2 IPU 3 - NORTH ELEVATION
1 : 200

LEGEND:

- TERRACOTTA — INSTALLED BY BRIGHTON
- ALUM SOLID CLADDING — INSTALLED BY BRIGHTON
- REINFORCED CONCRETE CLADDING (FIBRE C) — INSTALLED BY BRIGHTON
- ALUM. METAL LOUVRES — INSTALLED BY CVS

FR1	FLAT ROOF, MEMBRANE WITH SELECT PAVERS/BALLAST
MR1	METAL ROOF SHEETING WITH 100mm INSULATION ROOF RAISERS
LVR1	HORIZONTAL LOUVRES
LVR2	ACTUATED POWER GLASS LOUVRES
LVR3	VERTICAL LOUVRES
LVR4	600mm DEEP ACOUSTIC LOUVRES, HORIZONTAL

GLAZING LEGEND:

GL21	STANDARD CLEAR SINGLE GLAZED IGUs
GL22	CLEAR SINGLE GLAZED IGUs, WITH JOCKEY SASH & INTEGRAL BLINDS
GL23	TRANSLUCENT SINGLE-GLAZED IGUs
GL24	WHITE OPAQUE COLOURBACK SINGLE GLAZING BACKED WITH INSULATION
GL25	GREEN OPAQUE COLOURBACK SINGLE GLAZING BACKED WITH INSULATION
GL26	CLEAR SINGLE GLAZING
GL27	STANDARD CLEAR DOUBLE GLAZED IGUs
GL28	BRONZE OPAQUE COLOURBACK SINGLE GLAZING BACKED WITH INSULATION
GL29	ASSAULT GUARD CLEAR GLAZING

DIMENSION LEGEND:

- DIMENSION SET OUT FOR METAL SHEET CLADDING (COLORBOND) - FAC10
- DIMENSION SET OUT FOR WINDOW AND LOUVERS
- DIMENSION SET OUT FOR TERRACOTTA CLADDING - FAC1
- DIMENSION SET OUT FOR ALUMINIUM NON-COMPOSITE CLADDING - FAC3
- REINFORCED CONCRETE CLADDING (FIBRE C) - FAC2
- NOTE 1 - REFER TO CURVED FACADE SETOUT PLAN DETAILS FOR FACADE AND WINDOWS SERIES 7600

REV	DATE	DRAWN	REVD	APPD	AMENDMENT
G	21.08.20	MW	WB		GENERAL UPDATE
F	23.04.20	LH	WB		GENERAL ELEVATION UPDATE
E	14.02.20	LH	WB		ISSUED FOR CC4A
D	20.12.19	BA	WB		FACADE UPDATES - COLORBACK TO AIR LOBBY, UPDATES TO NOVH AND FACADE PLAN DETAIL UPDATES (WINDOW REPOSITIONED)
C	04.12.19	BA	WB		UPDATES TO FACADE - EAST ELEVATION BANDING DETAIL UPDATE & COLORBACK GLASS REVISED
B	08.11.19	BA	WB		GENERAL UPDATES
A	27.09.19	BA	WB		ISSUE FOR CONSTRUCTION
20	03.09.19	BA	WB		ELEVATIONS & DETAILS UPDATE - LOUVRES, WINDOW TAGS ADDED & GENERAL UPDATES

KEY PLAN

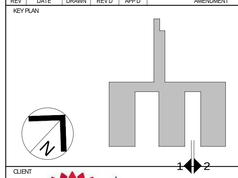

CLIENT

NSW GOVERNMENT Health Infrastructure

JOHNSTAFF

roberts pizzarotti

JACOBS

LEVEL 7, 177 PACIFIC HIGHWAY
NORTH SYDNEY
NSW 2060
AUSTRALIA
TEL: +61 2 9928 2100
FAX: +61 2 9928 2510
WEB: jacobs.com

PROJECT
CONCORD HOSPITAL REDEVELOPMENT STAGE 1

HOSPITAL ROAD
CONCORD NSW 2139

TITLE
ELEVATION - IPU 2 EAST & IPU 3 WEST

DRAWING STATUS
FOR CONSTRUCTION

DRAWN: MW/BY	DRAWING CHECK: PC/WB
DESIGNED: AC/DG	DESIGN REVIEW: CY
REVIEWED	DATE
APPROVED	DATE

SCALE: 1 : 200 @ B1

PROJECT No.	DRAWING No.	REV
IA064700	NEWB-AR-DRG-7004	G

21/08/2020 11:07:21 AM