



INTELLECTUAL PROPERTY
COPYRIGHT BVN ARCHITECTURE PTY LIMITED UNLESS OTHERWISE
NOTED. ALL RIGHTS TO THE DOCUMENT ARE RESERVED AND SUBJECT TO
PAYMENT OF ALL BUN CHARGES. THIS DOCUMENT IS THE PROPERTY OF
BVN ARCHITECTURE PTY LIMITED. IT IS NOT TO BE REPRODUCED OR
TRANSMITTED IN ANY FORM OR BY ANY MEANS, ELECTRONIC OR
MECHANICAL, INCLUDING PHOTOCOPYING, RECORDING, OR BY ANY
INFORMATION STORAGE AND RETRIEVAL SYSTEM, WITHOUT THE WRITTEN
PERMISSION OF BVN ARCHITECTURE PTY LIMITED. ANY UNAUTHORIZED
USE OF THIS DOCUMENT IS AT THE USER'S SOLE RISK AND WITHOUT
LIABILITY TO BVN ARCHITECTURE PTY LIMITED.

NOTE
CONTRACTOR TO CHECK AND VERIFY ALL DIMENSIONS ON SITE PRIOR
TO COMMENCEMENT OF WORK OR PREPARATION OF ANY DIMENSIONS.
DO NOT SCALE THIS DRAWING.

ISSUE	DATE	FOR
A	28/03/18	Issued for SSDA
B	14/11/18	Issued for SSDA
C	09/07/19	Issued for SALES

CLIENT



HEALTH INFRASTRUCTURE
MANAGING CONTRACTOR



PROJECT MANAGERS

CBRE
TEL 02 9333 3333

ARCHITECT
BVN Architecture
TEL 02 8297 7200

STRUCTURE / CIVIL
BONACCI
TEL 02 8247 8400

FACADE / ESD
SURFACE DESIGN
TEL 02 9249 1400

BICA / DDA
BLACKETT MAGUIRE + GOLDSMITH
TEL 02 9211 7777

FIRE ENGINEERING
ARUP
TEL 02 9320 9320

LANDSCAPE
ARCADIA
TEL 02 8571 2900

MECHANICAL
FREDON AIR
TEL 02 9475 9400

ELECTRICAL / COMMMS
STAR ELECTRICAL
TEL 02 9708 7555

HYDRAULIC
AXIS SERVICES GROUP
TEL 02 9708 5666

FIRE SERVICES
FORCE FIRE
TEL 1300 667 704

MEDICAL GAS
HOSLAB
TEL 02 9816 3555

PNEUMATIC TUBES
LAMSON GROUP
TEL 02 9743 7322

CLIENT NUMBER

NHR

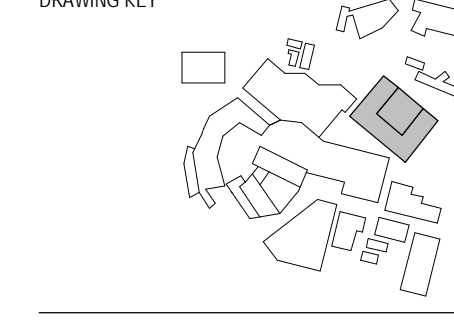
PROJECT

NEPEAN
DERBY ST
KINGSWOOD NSW 2747

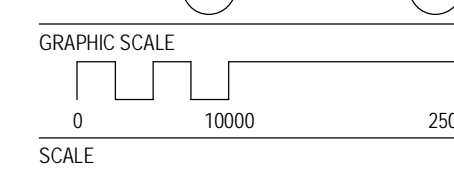
BVN PROJECT NUMBER

S1607004.INH

DRAWING KEY



TRUE NORTH PROJECT NORTH

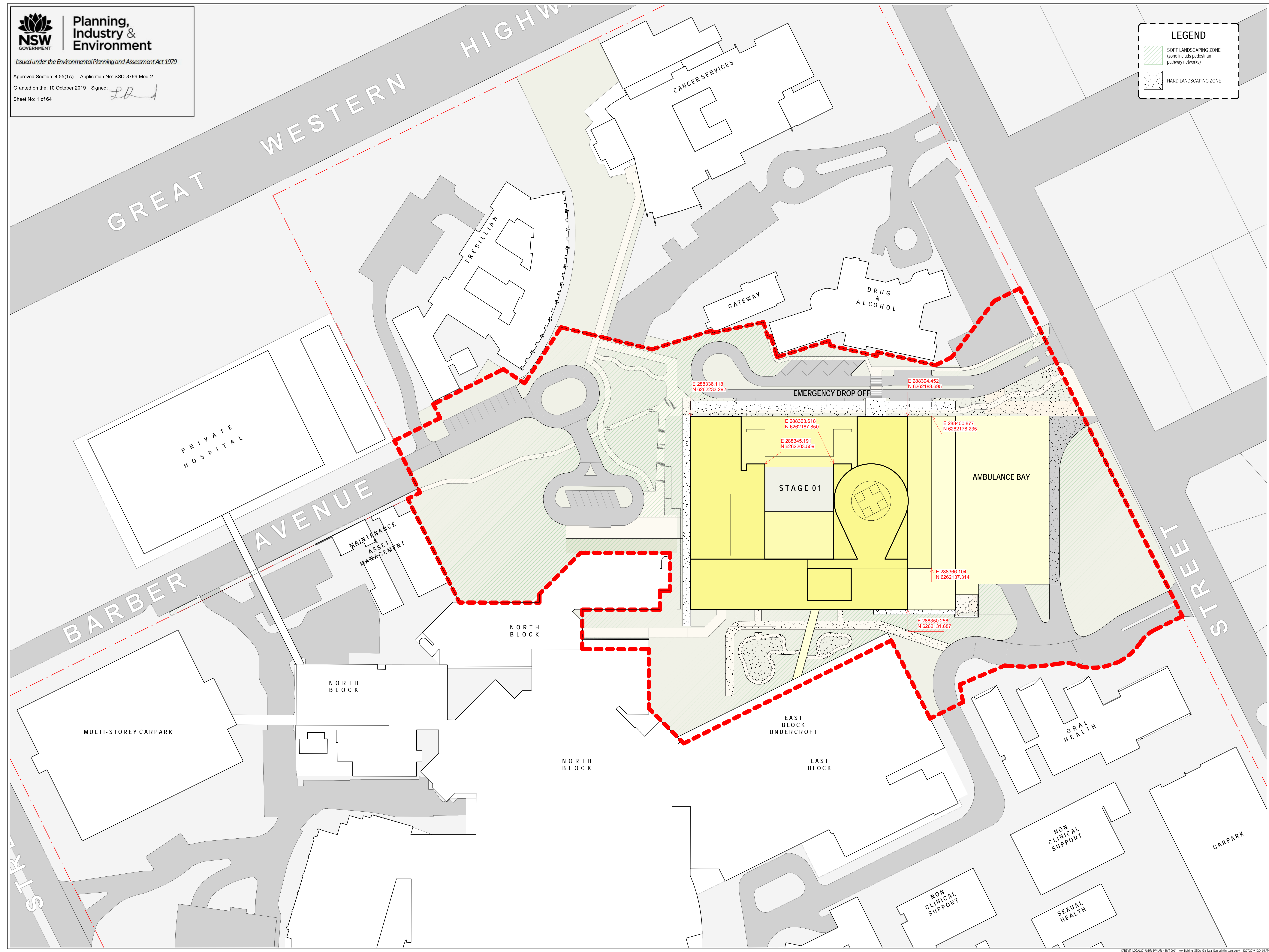


1:500@B1 DO NOT SCALE
STATUS

SCHEMATIC DESIGN
DRAWING

PROPOSED SITE PLAN

NHR-BVN-AR-K-DWG ISSUE
A0 - 108 C





INTELLECTUAL PROPERTY
COPYRIGHT BVN ARCHITECTURE PTY LIMITED UNLESS OTHERWISE
AGREED IN WRITING ALL RIGHTS TO THIS DOCUMENT ARE SUBJECT TO
PAYMENT BY THE USER OF THE FULL BUN CHARGES AND FEE SCHEDULE MAY ONLY
BE USED FOR THE BUN CHARGES AND FEE SCHEDULE FOR WHICH IT
HAS BEEN CREATED AND DELIVERED AS NOTED IN WRITING BY
BVN AND THIS DOCUMENT MAY NOT BE COPIED, REPRODUCED, OR
ANY UNAUTHORIZED USE OF THIS DOCUMENT IS AT THE USER'S SOLE
RISK AND WITHOUT LIABILITY TO BVN ARCHITECTURE PTY LIMITED AND
MEMBERS BVN FROM AND AGAINST ALL LOSS SO ARISING.

NOTE
CONTRACTOR TO CHECK AND VERIFY ALL DIMENSIONS ON SITE PRIOR
TO COMMENCEMENT OF WORK OR PREPARATION OF SHOP DRAWINGS.
DO NOT SCALE THIS DRAWING.

ISSUE	DATE	FOR
A	28/03/18	Issued for SSDA
B	14/11/18	Issued for SSDA
C	09/07/19	Issued for SALES

CLIENT
 Health
Infrastructure

HEALTH INFRASTRUCTURE
MANAGING CONTRACTOR

CONTRACTOR

PROJECT MANAGERS
CBRE
TEL 02 9333 3333

ARCHITECT
BVN Architecture
TEL 02 8297 7200

STRUCTURE / CIVIL
BONACCI
TEL 02 8247 8400

FACADE / ESD
SURFACE DESIGN
TEL 02 9249 1400

BICA / ODA
BLACKETT MAGUIRE + GOLDSMITH
TEL 02 9211 7777

FIRE ENGINEERING
ARUP
TEL 02 9320 9320

LANDSCAPE
ARCADIA
TEL 02 8571 2900

MECHANICAL
FREDON AIR
TEL 02 9475 9400

ELECTRICAL / COMMS
STAR ELECTRICAL
TEL 02 9708 7555

HYDRAULIC
AXIS SERVICES GROUP
TEL 02 9708 5666

FIRE SERVICES
FORCE FIRE
TEL 1300 667 704

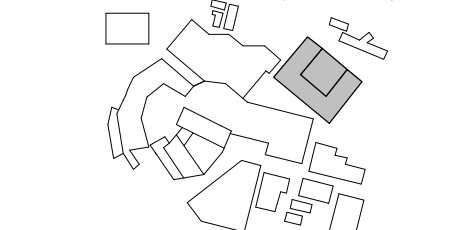
MEDICAL GAS
HOSLAB
TEL 02 9816 3555

PNEUMATIC TUBES
LAMSON GROUP
TEL 02 9743 7322

CLIENT NUMBER
NHR
PROJECT

NEPEAN
DERBY ST
KINGSWOOD NSW 2747
BVN PROJECT NUMBER

S1607004 INH
DRAWING KEY



TRUE NORTH PROJECT NORTH

GRAPHIC SCALE
0 10000 25000
SCALE

1:5000B1 DO NOT SCALE
STATUS

SCHEMATIC DESIGN
DRAWING

LV 01 FLOOR PLAN
NHR-BVN-AR-K-DWG ISSUE
A0 - 201 C



INDICATIVE LOCATION FOR
TEMPORARY EOTF FOR STAFF




**Planning,
Industry &
Environment**

Issued under the Environmental Planning and Assessment Act 1979

Approved Section: 4.55(1A) Application No: SSD-8768-Mod-2

Granted on the: 10 October 2019 Signed: *LD*

Sheet No: 4 of 64



Telephone +61 2 8297 7200
Facsimile +61 2 8297 7299
www.bvn.com.au

INTELLECTUAL PROPERTY
COPYRIGHT BVN ARCHITECTURE PTY LIMITED UNLESS OTHERWISE
NOTED. THIS DOCUMENT IS THE PROPERTY OF BVN ARCHITECTURE PTY LIMITED
AND IS NOT TO BE REPRODUCED, COPIED, EITHER WHOLLY OR IN PART,
OR IN ANY MANNER, WITHOUT THE WRITTEN PERMISSION OF BVN ARCHITECTURE
PTY LIMITED. ANY UNAUTHORIZED USE OF THIS DOCUMENT IS AT THE USER'S SOLE
RISK AND WITHOUT LIABILITY TO BVN ARCHITECTURE PTY LIMITED. BVN ARCHITECTURE
PTY LIMITED ACCEPTS NO LIABILITY FOR ANY LOSS OR DAMAGE ARISING FROM
THE USE OF THIS DOCUMENT.

NOTE
CONTRACTOR TO CHECK AND VERIFY ALL DIMENSIONS ON SITE PRIOR
TO COMMENCEMENT OF WORK OR PREPARATION OF ANY DIMENSIONS.
DO NOT SCALE THIS DRAWING.

ISSUE	DATE	FOR
A	28/03/18	Issued for SSDA
B	14/11/18	Issued for SSDA
C	09/07/19	Issued for SALES

CLIENT



HEALTH INFRASTRUCTURE
MANAGING CONTRACTOR



PROJECT MANAGERS

CBRE
TEL 02 9333 3333

ARCHITECT

BVN Architecture
TEL 02 8297 7200

STRUCTURE / CIVIL

BONACCI
TEL 02 8247 8400

FACADE / ESD

SURFACE DESIGN
TEL 02 9249 1400

BCA / ODA

BLACKETT MAGUIRE + GOLDSMITH
TEL 02 9211 7777

FIRE ENGINEERING

ARUP
TEL 02 9320 9320

LANDSCAPE

ARCADIA
TEL 02 8571 2900

MECHANICAL

FREDON AIR
TEL 02 9475 9400

ELECTRICAL / COMMMS

STAR ELECTRICAL
TEL 02 9708 7555

HYDRAULIC

AXIS SERVICES GROUP
TEL 02 9708 5666

FIRE SERVICES

FORCE FIRE
TEL 1300 667 704

MEDICAL GAS

HOSLAB
TEL 02 9816 3555

PNEUMATIC TUBES

LAMSON GROUP
TEL 02 9743 7322

CLIENT NUMBER

NHR

PROJECT

NEPEAN
DERBY ST
KINGSWOOD NSW 2747

BVN PROJECT NUMBER

S1607004.INH

DRAWING KEY

TRUE NORTH PROJECT NORTH

GRAPHIC SCALE

SCALE 0 10000 25000

1:500000 DO NOT SCALE

STATUS

SCHEMATIC DESIGN

DRAWING

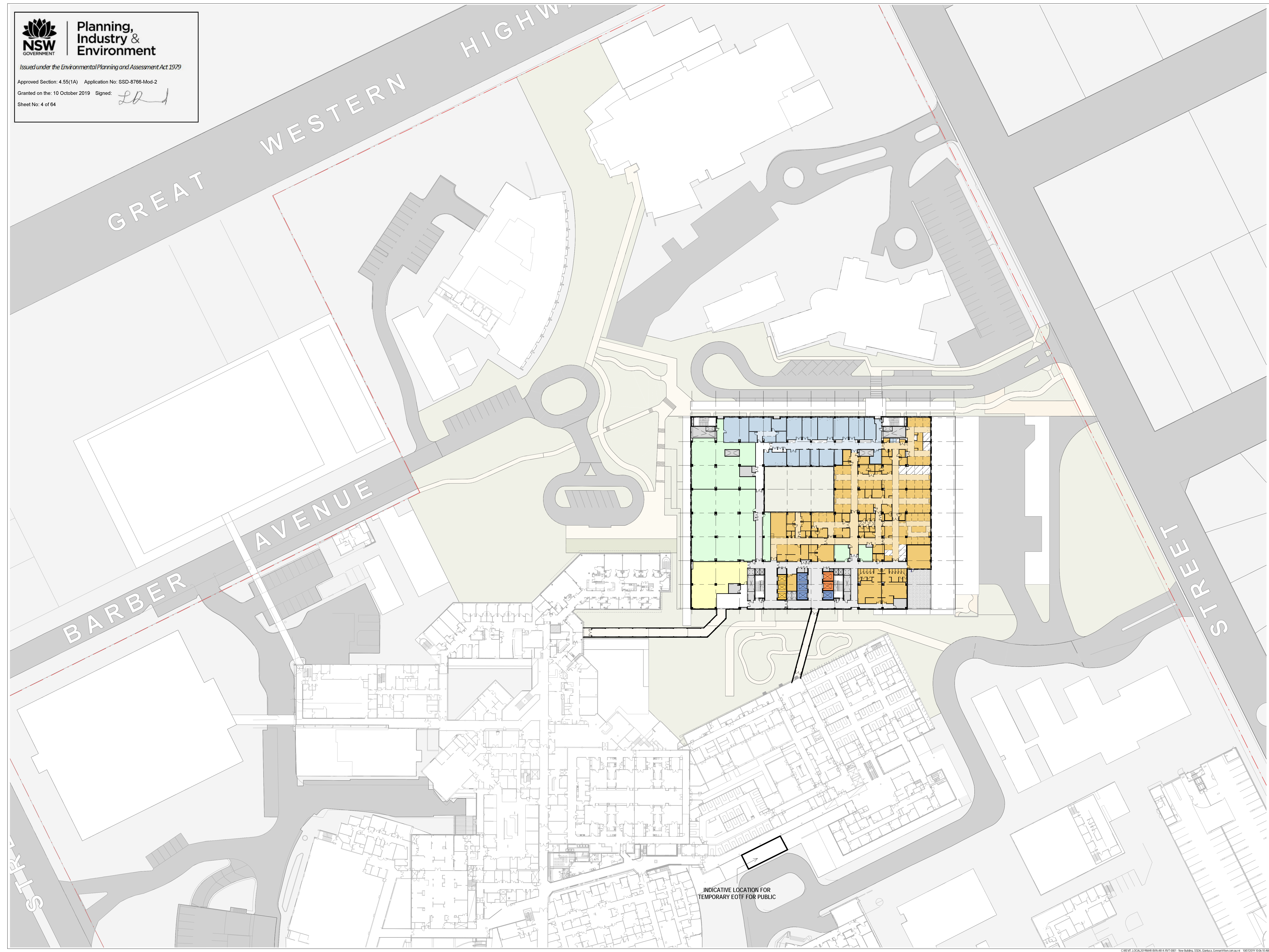
LV 02 FLOOR PLAN

NHR-BVN-AR-K-DWG

A0 - 202

ISSUE

C



INTELLECTUAL PROPERTY
 COPYRIGHT BVN ARCHITECTURE PTY LIMITED UNLESS OTHERWISE
 ADVISED IN WRITING ALL RIGHTS TO THIS DOCUMENT ARE SUBJECT TO
 PAYMENT OF THE FULL BVN CHARGES. THIS DOCUMENT IS NOT TO BE
 REPRODUCED OR TRANSMITTED IN ANY FORM OR BY ANY MEANS
 ELECTRONIC OR MECHANICAL INCLUDING PHOTOCOPYING, RECORDING,
 OR BY ANY INFORMATION STORAGE AND RETRIEVAL SYSTEMS WITHOUT
 THE WRITTEN PERMISSION OF BVN ARCHITECTURE PTY LIMITED. ANY
 UNAUTHORIZED USE OF THIS DOCUMENT IS AT THE USER'S SOLE
 RISK AND WITHOUT IMPAIRING RIGHTS TO THE RELEASE AND
 RECOVERY FROM AND AGAINST ALL LOSS SO ARISING.

NOTE
 CONTRACTOR TO CHECK AND VERIFY ALL DIMENSIONS ON SITE PRIOR
 TO COMMENCEMENT OF WORK OR PREPARATION OF ANY DIMENSIONS.
 DO NOT SCALE THIS DRAWING.

ISSUE	DATE	FOR
A	28/03/18	Issued for SSDA
B	14/11/18	Issued for SSDA
C	09/07/19	Issued for SALES

CLIENT

**Health
Infrastructure**
HEALTH INFRASTRUCTURE
 MANAGING CONTRACTOR


CONTRACTORS

PROJECT MANAGERS
 CBRE
 TEL 02 9333 3333
ARCHITECT
 BVN Architecture
 TEL 02 8297 7200

STRUCTURE / CIVIL
 BONACCI
 TEL 02 8247 8400
FAÇADE / ESD
 SURFACE DESIGN
 TEL 02 9249 1400

BCA / DDA
 BLACKETT MAGUIRE + GOLDSMITH
 TEL 02 9211 7777
FIRE ENGINEERING
 ARUP
 TEL 02 9320 9320

LANDSCAPE
 ARCADIA
 TEL 02 8571 2900
MECHANICAL
 FREDON AIR
 TEL 02 9475 9400

ELECTRICAL / COMMS
 STAR ELECTRICAL
 TEL 02 9708 7555
HYDRAULIC
 AXIS SERVICES GROUP
 TEL 02 9708 5666

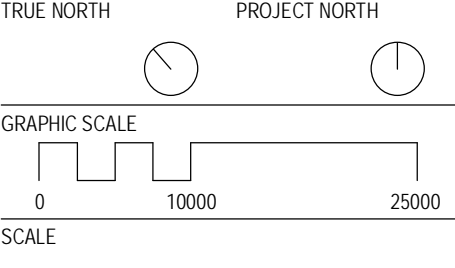
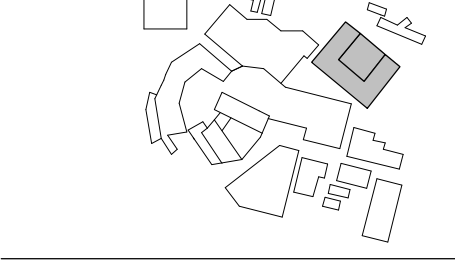
FIRE SERVICES
 FORCE FIRE
 TEL 1300 667 704
MEDICAL GAS
 HOSLAB
 TEL 02 9816 3555

PNEUMATIC TUBES
 LAMSON GROUP
 TEL 02 9743 7322

CLIENT NUMBER
 NHR
PROJECT

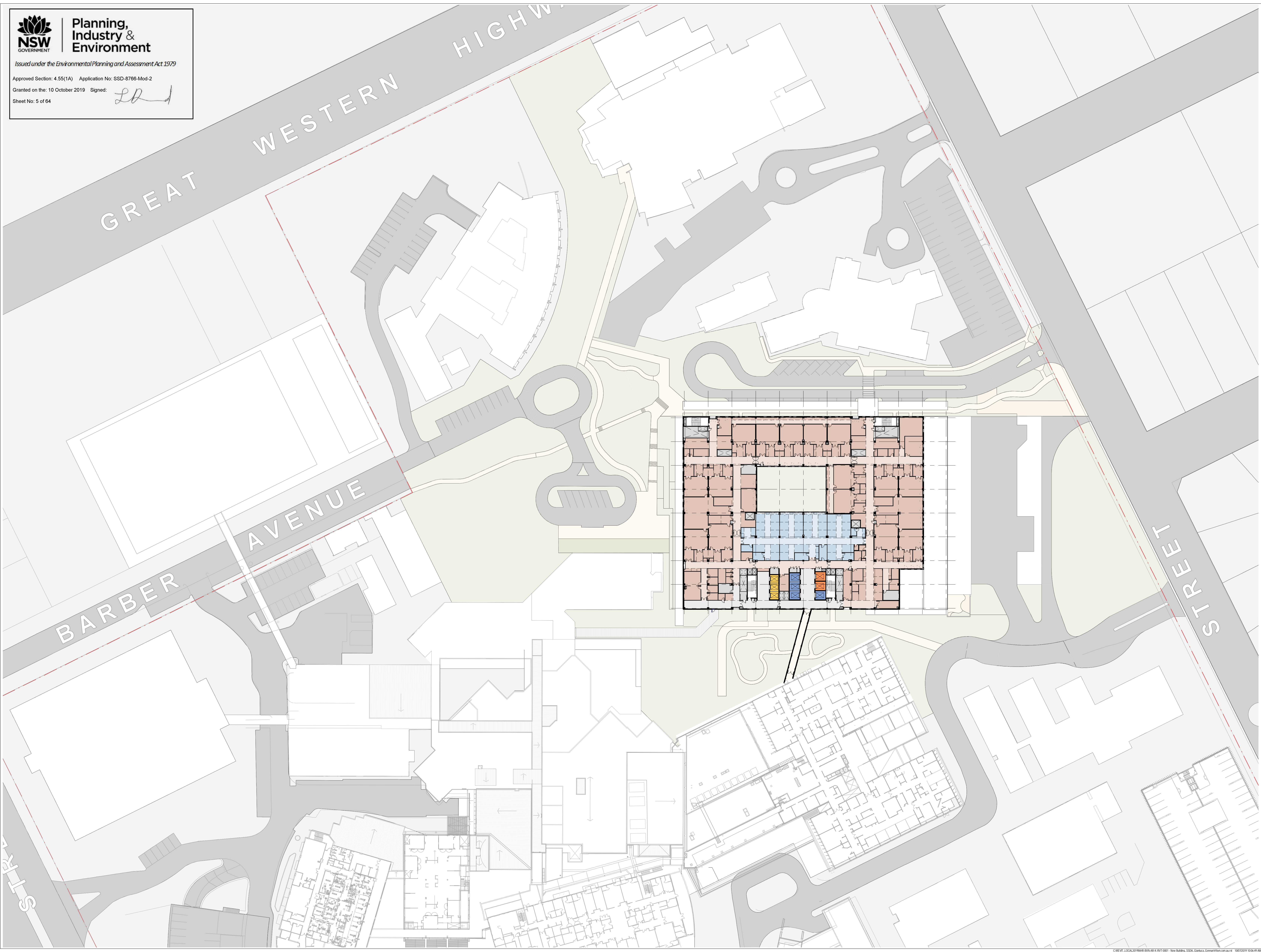
NEPEAN
 DERBY ST
 KINGSWOOD NSW 2747
 BVN PROJECT NUMBER

S1607004.INH
DRAWING KEY



STATUS
 SCHEMATIC DESIGN
 DRAWING

LV 03 FLOOR PLAN
 NHR-BVN-AR-K-DWG
 A0 - 203
ISSUE
 C





**Planning,
Industry &
Environment**

Issued under the Environmental Planning and Assessment Act 1979

Approved Section: 4.55(1A) Application No: SSD-8766-Mod-2

Granted on the: 10 October 2019 Signed: *LD*

Sheet No: 7 of 64



Telephone +61 2 8297 7200
Facsimile +61 2 8297 7299
www.bvn.com.au

INTELLECTUAL PROPERTY
COPYRIGHT BVN ARCHITECTURE PTY LIMITED UNLESS OTHERWISE
AGREED IN WRITING ALL RIGHTS TO THIS DOCUMENT ARE SUBJECT TO
PAYMENT OF ALL BUN CHARGES AND FEES WHICH MAY APPLY.
NO PART OF THIS DOCUMENT OR ANY INFORMATION CONTAINED
HEREIN OR ANY INFORMATION DERIVED FROM THIS DOCUMENT
HAS BEEN OR WILL BE REPRODUCED OR TRANSMITTED IN ANY FORM
OR BY ANY MEANS ELECTRONIC OR MECHANICAL INCLUDING
PHOTOCOPYING, RECORDING, OR BY ANY INFORMATION STORAGE
AND RETRIEVAL SYSTEM WITHOUT THE WRITTEN PERMISSION OF
BVN ARCHITECTURE PTY LIMITED. ANY UNAUTHORIZED USE OF THIS
DOCUMENT IS AT THE USER'S SOLE RISK AND WITHOUT LIABILITY
TO BVN ARCHITECTURE PTY LIMITED.

NOTE
CONTRACTOR TO CHECK AND VERIFY ALL DIMENSIONS ON SITE PRIOR
TO COMMENCEMENT OF WORK OR PREPARATION OF ANY DIMENSIONS.
DO NOT SCALE THIS DRAWING.

ISSUE	DATE	FOR
A	28/03/18	Issued for SSDA
B	14/11/18	Issued for SSDA
C	09/07/19	Issued for SALES

CLIENT



HEALTH INFRASTRUCTURE
MANAGING CONTRACTOR



PROJECT MANAGERS

CBRE

TEL 02 9333 3333

ARCHITECT

BVN Architecture

TEL 02 8297 7200

STRUCTURE / CIVIL

BONACCI

TEL 02 8247 8400

FAÇADE / ESD

SURFACE DESIGN

TEL 02 9249 1400

BICA / ODA

BLACKETT MAGUIRE + GOLDSMITH

TEL 02 9211 7777

FIRE ENGINEERING

ARUP

TEL 02 9320 9320

LANDSCAPE

ARCADIA

TEL 02 8571 2900

MECHANICAL

FREDON AIR

TEL 02 9475 9400

ELECTRICAL / COMMMS

STAR ELECTRICAL

TEL 02 9708 7555

HYDRAULIC

AXIS SERVICES GROUP

TEL 02 9708 5666

FIRE SERVICES

FORCE FIRE

TEL 1300 667 704

MEDICAL GAS

HOSLAB

TEL 02 9816 3555

PNEUMATIC TUBES

LAMSON GROUP

TEL 02 9743 7322

CLIENT NUMBER

NHR

PROJECT

NEPEAN

DERBY ST

KINGSWOOD NSW 2747

BVN PROJECT NUMBER

S1607004.INH

DRAWING KEY

TRUE NORTH

PROJECT NORTH

GRAPHIC SCALE

SCALE

0 10000 25000

1:500@B1 DO NOT SCALE

STATUS

SCHEMATIC DESIGN

DRAWING


LV 05 FLOOR PLAN

NHR-BVN-AR-K-DWG

A0 - 205

ISSUE

C



INTELLECTUAL PROPERTY
COPYRIGHT BVN ARCHITECTURE PTY LIMITED UNLESS OTHERWISE
AGREED IN WRITING. ALL RIGHTS TO THIS DOCUMENT ARE SUBJECT TO
PAYMENT OF ALL BVN CHARGES. THIS DOCUMENT IS NOT TO BE
REPRODUCED OR TRANSMITTED IN ANY FORM OR BY ANY MEANS,
ELECTRONIC OR MECHANICAL, INCLUDING PHOTOCOPYING, RECORDING,
OR BY ANY INFORMATION STORAGE AND RETRIEVAL SYSTEM, WITHOUT
THE WRITTEN PERMISSION OF BVN ARCHITECTURE PTY LIMITED. ANY
UNAUTHORIZED USE OF THIS DOCUMENT IS AT THE USER'S SOLE
RISK AND WITHOUT IMPAIRING OR AFFECTING THE RIGHTS OF BVN ARCHITECTURE
AND ACACHT ALL LOSSES SO ARISING.

NOTE
CONTRACTOR TO CHECK AND VERIFY ALL DIMENSIONS ON SITE PRIOR
TO COMMENCEMENT OF WORK OR PREPARATION OF ANY DIMENSIONS.
DO NOT SCALE THIS DRAWING.

ISSUE	DATE	FOR
A	28/03/18	Issued for SSDA
B	14/11/18	Issued for SSDA
C	09/07/19	Issued for SALES

CLIENT



HEALTH INFRASTRUCTURE
MANAGING CONTRACTOR



PROJECT MANAGERS

CBRE
TEL 02 9333 3333

ARCHITECT

BVN Architecture
TEL 02 8297 7200

STRUCTURE / CIVIL

BONACCI
TEL 02 8247 8400

FACADE / ESD

SURFACE DESIGN
TEL 02 9249 1400

BICA / ODA

BLACKETT MAGUIRE + GOLDSMITH
TEL 02 9211 7777

FIRE ENGINEERING

ARUP
TEL 02 9320 9320

LANDSCAPE

ARCADIA
TEL 02 8571 2900

MECHANICAL

FREDON AIR
TEL 02 9475 9400

ELECTRICAL / COMMS

STAR ELECTRICAL
TEL 02 9708 7555

HYDRAULIC

AXIS SERVICES GROUP
TEL 02 9708 5666

FIRE SERVICES

FORCE FIRE
TEL 1300 667 704

MEDICAL GAS

HOSLAB
TEL 02 9816 3555

PNEUMATIC TUBES

LAMSON GROUP
TEL 02 9743 7322

CLIENT NUMBER

NHR

PROJECT

NEPEAN
DERBY ST
KINGSWOOD NSW 2747

BVN PROJECT NUMBER

S1607004.INH

DRAWING KEY

TRUE NORTH PROJECT NORTH

GRAPHIC SCALE

SCALE 0 10000 25000

1:500081 DO NOT SCALE

STATUS

SCHEMATIC DESIGN

DRAWING

LV 06 FLOOR PLAN

NHR-BVN-AR-K-DWG

A0 - 206

ISSUE C

INTELLECTUAL PROPERTY
 COPYRIGHT BVN ARCHITECTURE PTY LIMITED UNLESS OTHERWISE
 ADVISED IN WRITING ALL RIGHTS TO THIS DOCUMENT ARE SUBJECT TO
 PAYMENT OF ALL BVN CHARGES AND FEES. NO PART OF THIS DOCUMENT
 BE REPRODUCED OR TRANSMITTED IN ANY FORM OR BY ANY MEANS
 HAS BEEN CREATED AND DELIVERED AS NOTED IN WRITING BY
 BVN AND THIS DOCUMENT MAY NOT BE COPIED, REPRODUCED OR
 ANY UNAUTHORIZED USE OF THIS DOCUMENT IS AT THE USER'S SOLE
 RISK AND WITHOUT LIMITING REMEDY THE USER RELEASES AND
 INDEMNIFIES BVN FROM AND AGAINST ALL LOSS SO ARISING.

NOTE
 CONTRACTOR TO CHECK AND VERIFY ALL DIMENSIONS ON SITE PRIOR
 TO COMMENCEMENT OF WORK OR PREPARATION OF ANY DIMENSIONS
 DO NOT SCALE THIS DRAWING.

ISSUE	DATE	FOR
A	28/03/18	Issued for SSDA
B	14/11/18	Issued for SSDA
C	09/07/19	Issued for SALES

CLIENT



HEALTH INFRASTRUCTURE
 MANAGING CONTRACTOR



PROJECT MANAGERS

CBRE
 TEL 02 9333 3333

ARCHITECT

BVN Architecture
 TEL 02 8297 7200

STRUCTURE / CIVIL

BONACCI
 TEL 02 8247 8400

FACADE / ESD

SURFACE DESIGN
 TEL 02 9249 1400

BCA / DDA

BLACKETT MAGUIRE + GOLDSMITH
 TEL 02 9211 7777

FIRE ENGINEERING

ARUP
 TEL 02 9320 9320

LANDSCAPE

ARCADIA
 TEL 02 8571 2900

MECHANICAL

FREDON AIR
 TEL 02 9475 9400

ELECTRICAL / COMMS

STAR ELECTRICAL
 TEL 02 9708 7555

HYDRAULIC

AXIS SERVICES GROUP
 TEL 02 9708 5666

FIRE SERVICES

FORCE FIRE
 TEL 1300 667 704

MEDICAL GAS

HOSLAB
 TEL 02 9816 3555

PNEUMATIC TUBES

LAMSON GROUP
 TEL 02 9743 7322

CLIENT NUMBER

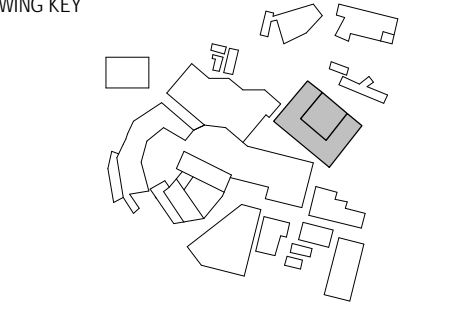
NHR

PROJECT

NEPEAN
 DERBY ST
 KINGSWOOD NSW 2747
 BVN PROJECT NUMBER

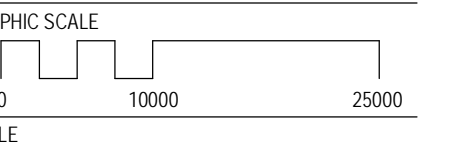
S1607004 INH

DRAWING KEY



TRUE NORTH PROJECT NORTH

GRAPHIC SCALE



SCALE

1:500/B1 DO NOT SCALE

STATUS

SCHEMATIC DESIGN
 DRAWING

LV 09 FLOOR PLAN

NHR-BVN-AR-K-DWG

A0 - 209

ISSUE
 C



**Planning,
Industry &
Environment**

Issued under the Environmental Planning and Assessment Act 1979

Approved Section: 4.55(1A) Application No: SSD-8766-Mod-2

Granted on the: 10 October 2019 Signed: *LD*

Sheet No: 12 of 64



Telephone +61 2 8297 7200
Facsimile +61 2 8297 7299
www.bvn.com.au

INTELLECTUAL PROPERTY
COPYRIGHT BVN ARCHITECTURE PTY LIMITED UNLESS OTHERWISE
NOTED. THIS DOCUMENT IS THE PROPERTY OF BVN ARCHITECTURE PTY LIMITED
AND IS NOT TO BE REPRODUCED, COPIED, OR TRANSMITTED IN ANY FORM OR
BY ANY MEANS, ELECTRONIC OR MECHANICAL, INCLUDING PHOTOCOPYING,
RECORDING, OR BY ANY INFORMATION STORAGE AND RETRIEVAL SYSTEM,
WITHOUT THE WRITTEN PERMISSION OF BVN ARCHITECTURE PTY LIMITED.
ANY UNAUTHORIZED USE OF THIS DOCUMENT IS AT THE USER'S SOLE
RISK AND WITHOUT LIABILITY TO BVN ARCHITECTURE PTY LIMITED.

NOTE
CONTRACTOR TO CHECK AND VERIFY ALL DIMENSIONS ON SITE PRIOR
TO COMMENCEMENT OF WORK OR PREPARATION OF ANY DIMENSIONS.
DO NOT SCALE THIS DRAWING.

ISSUE	DATE	FOR
A	28/03/18	Issued for SSDA
B	14/11/18	Issued for SSDA
C	09/07/19	Issued for SALES

CLIENT



HEALTH INFRASTRUCTURE
MANAGING CONTRACTOR



PROJECT MANAGERS

CBRE
TEL 02 9333 3333

ARCHITECT

BVN Architecture
TEL 02 8297 7200

STRUCTURE / CIVIL

BONACCI
TEL 02 8247 8400

FACADE / ESD

SURFACE DESIGN
TEL 02 9249 1400

BCA / ODA

BLACKETT MAGUIRE + GOLDSMITH
TEL 02 9211 7777

FIRE ENGINEERING

ARUP
TEL 02 9320 9320

LANDSCAPE

ARCADIA
TEL 02 8571 2900

MECHANICAL

FREDON AIR
TEL 02 9475 9400

ELECTRICAL / COMMS

STAR ELECTRICAL
TEL 02 9708 7555

HYDRAULIC

AXIS SERVICES GROUP
TEL 02 9708 5666

FIRE SERVICES

FORCE FIRE
TEL 1300 667 704

MEDICAL GAS

HOSLAB
TEL 02 9816 3555

PNEUMATIC TUBES

LAMSON GROUP
TEL 02 9743 7322

CLIENT NUMBER

NHR

PROJECT

NEPEAN
DERBY ST
KINGSWOOD NSW 2747

BVN PROJECT NUMBER

S1607004 INH

DRAWING KEY

TRUE NORTH PROJECT NORTH

GRAPHIC SCALE

SCALE

0 10000 25000

1:500081 DO NOT SCALE

STATUS

SCHEMATIC DESIGN

DRAWING

LV 10 FLOOR PLAN

NHR-BVN-AR-K-DWG

A0 - 210

ISSUE

C



**Planning,
Industry &
Environment**

Issued under the Environmental Planning and Assessment Act 1979

Approved Section: 4.55(1A) Application No: SSD-8766-Mod-2

Granted on the: 10 October 2019 Signed: *LD*

Sheet No: 13 of 64



Telephone +61 2 8297 7200
Facsimile +61 2 8297 7299
www.bvn.com.au

INTELLECTUAL PROPERTY
COPYRIGHT BVN ARCHITECTURE PTY LIMITED UNLESS OTHERWISE
AGREED IN WRITING ALL RIGHTS TO THIS DOCUMENT ARE SUBJECT TO
PAYMENT OF ALL BVN CHARGES AND FEES WHICH MAY APPLY.
NO PART OF THIS DOCUMENT OR ANY INFORMATION CONTAINED
HEREIN IS TO BE REPRODUCED OR TRANSMITTED IN ANY FORM OR BY
ANY MEANS, ELECTRONIC OR MECHANICAL, INCLUDING PHOTOCOPYING,
RECORDING, OR BY ANY INFORMATION STORAGE AND RETRIEVAL SYSTEM,
WITHOUT PERMISSION IN WRITING BY BVN ARCHITECTURE PTY LIMITED.
ANY UNAUTHORIZED USE OF THIS DOCUMENT IS AT THE USER'S SOLE
RISK AND WITHOUT IMPAIRING AND WITHOUT THE USER'S RELEASE AND
ACKNOWLEDGEMENT BVN ARCHITECTURE PTY LIMITED ACCEPTS NO LIABILITY.

NOTE
CONTRACTOR TO CHECK AND VERIFY ALL DIMENSIONS ON SITE PRIOR
TO COMMENCEMENT OF WORK OR PREPARATION OF ANY DIMENSIONS.
DO NOT SCALE THIS DRAWING.

ISSUE	DATE	FOR
A	28/03/18	Issued for SSDA
B	14/11/18	Issued for SSDA
C	09/07/19	Issued for SALES

CLIENT



HEALTH INFRASTRUCTURE
MANAGING CONTRACTOR



PROJECT MANAGERS

CBRE
TEL 02 9333 3333

ARCHITECT

BVN Architecture
TEL 02 8297 7200

STRUCTURE / CIVIL

BONACCI
TEL 02 8247 8400

FACADE / ESD

SURFACE DESIGN
TEL 02 9249 1400

BCA / DDA

BLACKETT MAGUIRE + GOLDSMITH
TEL 02 9211 7777

FIRE ENGINEERING

ARUP
TEL 02 9320 9320

LANDSCAPE

ARCADIA
TEL 02 8571 2900

MECHANICAL

FREDON AIR
TEL 02 9475 9400

ELECTRICAL / COMMMS

STAR ELECTRICAL
TEL 02 9708 7555

HYDRAULIC

AXIS SERVICES GROUP
TEL 02 9708 5666

FIRE SERVICES

FORCE FIRE
TEL 1300 667 704

MEDICAL GAS

HOSLAB
TEL 02 9816 3555

PNEUMATIC TUBES

LAMSON GROUP
TEL 02 9743 7322

CLIENT NUMBER

NHR

PROJECT

**NEPEAN
DERBY ST
KINGSWOOD NSW 2747**

BVN PROJECT NUMBER

S1607004 INH

DRAWING KEY

TRUE NORTH PROJECT NORTH

GRAPHIC SCALE

SCALE

1:500@B1 DO NOT SCALE

STATUS

SCHEMATIC DESIGN

DRAWING

LV 11 FLOOR PLAN

NHR-BVN-AR-K-DWG

A0 - 211

ISSUE C

INTELLECTUAL PROPERTY
 COPYRIGHT BVN ARCHITECTURE PTY LIMITED UNLESS OTHERWISE
 ADVISED IN WRITING ALL RIGHTS TO THIS DOCUMENT ARE SUBJECT TO
 PAYMENT OF ALL BVN CHARGES AND FEES. THIS DOCUMENT IS THE
 PROPERTY OF BVN ARCHITECTURE PTY LIMITED. IT IS NOT TO BE
 REPRODUCED OR TRANSMITTED IN ANY FORM OR BY ANY MEANS
 ELECTRONIC OR MECHANICAL, INCLUDING PHOTOCOPYING, RECORDING,
 OR BY ANY INFORMATION STORAGE AND RETRIEVAL SYSTEM, WITHOUT
 THE WRITTEN PERMISSION OF BVN ARCHITECTURE PTY LIMITED. ANY
 UNAUTHORIZED USE OF THIS DOCUMENT IS AT THE USER'S SOLE
 RISK AND WITHOUT IMPAIRING AND WITHOUT THE USER'S RELEASE AND
 INDEMNIFY BVN FROM AND AGAINST ALL LOSS SO ARISING.

NOTE
 CONTRACTOR TO CHECK AND VERIFY ALL DIMENSIONS ON SITE PRIOR
 TO COMMENCEMENT OF WORK OR PREPARATION OF ANY DIMENSIONS.
 DO NOT SCALE THIS DRAWING.

ISSUE	DATE	FOR
A	28/03/18	Issued for SSDA
B	14/11/18	Issued for SSDA
C	09/07/19	Issued for SALES

CLIENT

Health Infrastructure
HEALTH INFRASTRUCTURE
 MANAGING CONTRACTOR


CONTRACTORS

PROJECT MANAGERS
 CBRE
 TEL 02 9333 3333

ARCHITECT
 BVN Architecture
 TEL 02 8297 7200
 STRUCTURE / CIVIL

BONACCI
 TEL 02 8247 8400
 FACADE / ESD

SURFACE DESIGN
 TEL 02 9249 1400
 BCA / DDA

BLACKETT MAGUIRE + GOLDSMITH
 TEL 02 9211 7777
 FIRE ENGINEERING

ARUP
 TEL 02 9320 9320
 LANDSCAPE

ARCADIA
 TEL 02 8571 2900
 MECHANICAL

FREDON AIR
 TEL 02 9475 9400
 ELECTRICAL / COMMS

STAR ELECTRICAL
 TEL 02 9708 7555
 HYDRAULIC

AXIS SERVICES GROUP
 TEL 02 9708 5666
 FIRE SERVICES

FORCE FIRE
 TEL 1300 667 704
 MEDICAL GAS

HOSLAB
 TEL 02 9816 3555
 PNEUMATIC TUBES

LAMSON GROUP
 TEL 02 9743 7322

CLIENT NUMBER

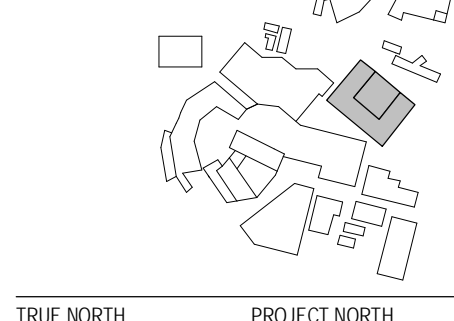
NHR

PROJECT

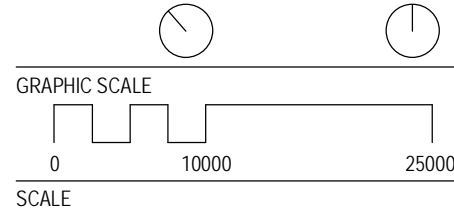
NEPEAN
 DERBY ST
 KINGSWOOD NSW 2747
 BVN PROJECT NUMBER

S1607004 INH

DRAWING KEY



TRUE NORTH PROJECT NORTH



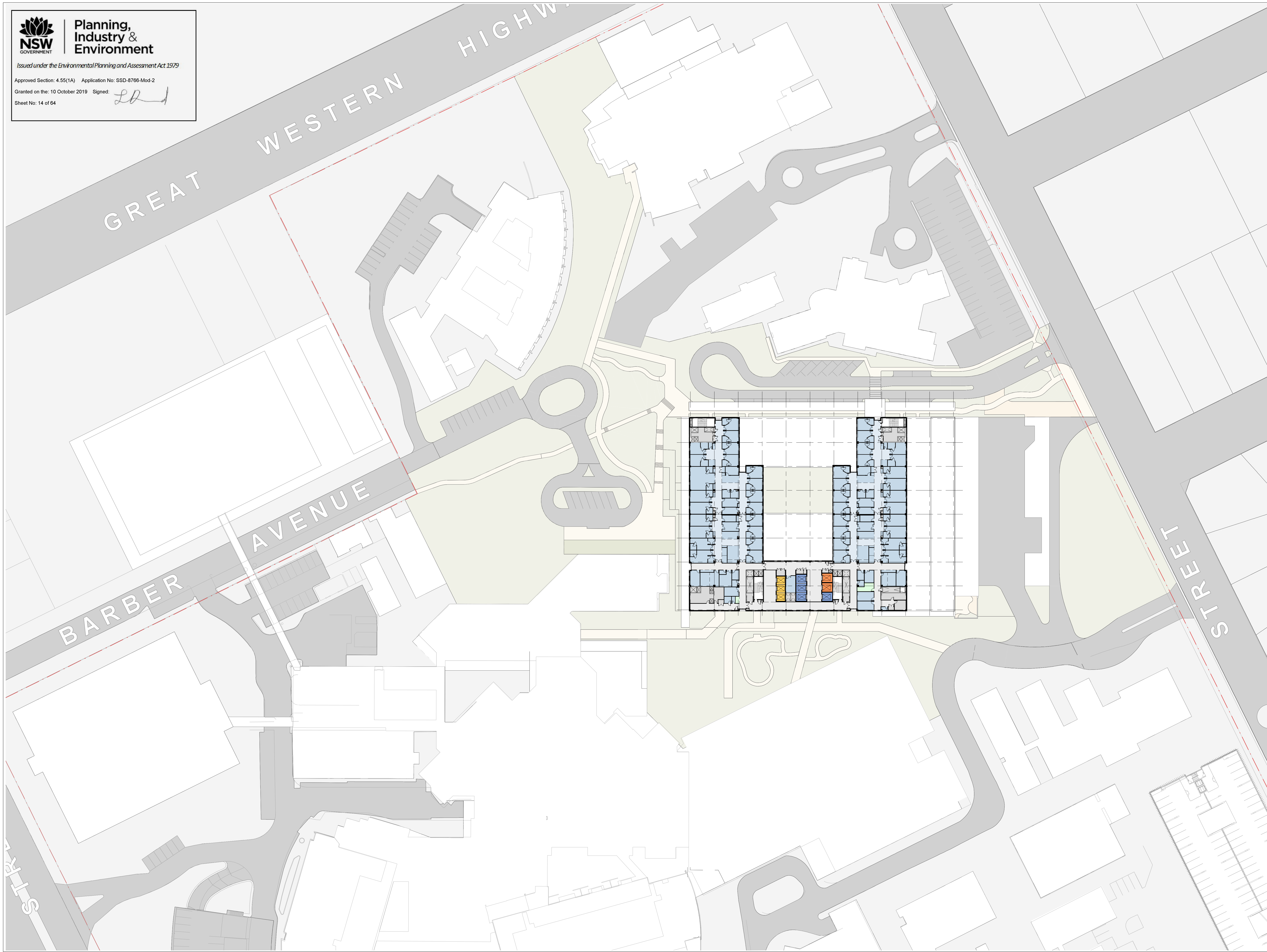
1:5000B1 DO NOT SCALE

STATUS

SCHEMATIC DESIGN
DRAWING

LV 12 FLOOR PLAN

NHR-BVN-AR-K-DWG ISSUE
A0 - 212 C





**Planning,
Industry &
Environment**

Issued under the Environmental Planning and Assessment Act 1979

Approved Section: 4.55(1A) Application No: SSD-8766-Mod-2

Granted on the: 10 October 2019 Signed: *LD*

Sheet No: 17 of 64



Telephone +61 2 8297 7200
Facsimile +61 2 8297 7299
www.bvn.com.au

INTELLECTUAL PROPERTY
Copyright BVN Architecture Pty Limited. All rights reserved. This document is subject to the terms and conditions of the BVN Architecture Pty Limited Intellectual Property Policy. No part of this document may be reproduced, stored in a retrieval system, or transmitted in any form or by any means, electronic, mechanical, photocopying, recording, or by any information storage and retrieval system, without the prior written permission of BVN Architecture Pty Limited. Any unauthorized use of this document is at the user's sole risk and without liability to BVN Architecture Pty Limited.

NOTE
Contractor to check and verify all dimensions on site prior to commencing work or construction of any structure. Do not scale this drawing.

ISSUE	DATE	FOR
A	28/03/18	Issued for SSDA
B	14/11/18	Issued for SSDA
C	09/07/19	Issued for SALES

CLIENT



HEALTH INFRASTRUCTURE
MANAGING CONTRACTOR



PROJECT MANAGERS

CBRE

TEL 02 9333 3333

ARCHITECT

BVN Architecture

TEL 02 8297 7200

STRUCTURE / CIVIL

BONACCI

TEL 02 8247 8400

FACADE / ESD

SURFACE DESIGN

TEL 02 9249 1400

BICA / ODA

BLACKETT MAGUIRE + GOLDSMITH

TEL 02 9211 7777

FIRE ENGINEERING

ARUP

TEL 02 9320 9320

LANDSCAPE

ARCADIA

TEL 02 8571 2900

MECHANICAL

FREDON AIR

TEL 02 9475 9400

ELECTRICAL / COMMS

STAR ELECTRICAL

TEL 02 9708 7555

HYDRAULIC

AXIS SERVICES GROUP

TEL 02 9708 5666

FIRE SERVICES

FORCE FIRE

TEL 1300 667 704

MEDICAL GAS

HOSLAB

TEL 02 9816 3555

PNEUMATIC TUBES

LAMSON GROUP

TEL 02 9743 7322

CLIENT NUMBER

NHR

PROJECT

NEPEAN

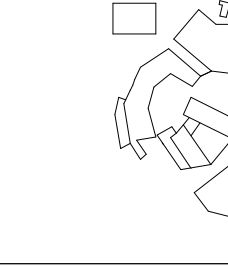
DERBY ST

KINGSWOOD NSW 2747

BVN PROJECT NUMBER

S1607004 INH

DRAWING KEY



TRUE NORTH

PROJECT NORTH

GRAPHIC SCALE

0 10000 25000

SCALE

1:500@B1 DO NOT SCALE

STATUS

SCHEMATIC DESIGN

DRAWING

LV 15 ROOF PLAN

NHR-BVN-AR-K-DWG

A0 - 215

ISSUE

C



**Planning,
Industry &
Environment**

Issued under the Environmental Planning and Assessment Act 1979

Approved Section: 4.55(1A) Application No: SSD-8766-Mod-2

Granted on the: 10 October 2019 Signed: *[Signature]*

Sheet No: 18 of 64



Telephone +61 2 8297 7200
Facsimile +61 2 8297 7299
www.bvn.com.au

INTELLECTUAL PROPERTY
COPYRIGHT BVN ARCHITECTURE PTY LIMITED UNLESS OTHERWISE
AGREED IN WRITING ALL RIGHTS TO THIS DOCUMENT ARE SUBJECT TO
PAYMENT IN FULL OF ALL BILLS TO PAYEE'S ORDER. THIS DOCUMENT MAY ONLY
BE USED FOR THE PROJECTS AND PHASES AND FOR WHICH IT IS INTENDED.
THIS DOCUMENT HAS BEEN CREATED AND DELIVERED AS NOTED IN WRITING BY
BVN AND THIS DOCUMENT MAY NOT BE COPIED, REPRODUCED, COPIED OR
ANY UNAUTHORIZED USE OF THIS DOCUMENT IS AT THE USER'S SOLE
RISK AND WITHOUT IMPAIRING AND WITHOUT THE USER'S RELEASE AND
ACKNOWLEDGEMENT AND AGAINST ALL LOSS SO ARISING.

NOTE
CONTRACTOR TO CHECK AND VERIFY ALL DIMENSIONS ON SITE PRIOR
TO COMMENCEMENT OF WORK OR PREPARATION OF SHOP DRAWINGS.
DO NOT SCALE THIS DRAWING.

ISSUE	DATE	FOR
A	28/03/18	Issued for SSDA
B	14/11/18	Issued for SSDA
C	09/07/19	Issued for S455

CLIENT



HEALTH INFRASTRUCTURE

MANAGING CONTRACTOR



PROJECT MANAGERS

CBRE

TEL 02 9333 3333

ARCHITECT

BVN Architecture

TEL 02 8297 7200

STRUCTURE / CIVIL

BONACCI

TEL 02 8247 8400

FACADE / ESD

SURFACE DESIGN

TEL 02 9249 1400

BCA / ODA

BLACKETT MAGUIRE + GOLDSMITH

TEL 02 9211 7777

FIRE ENGINEERING

ARUP

TEL 02 9320 9320

LANDSCAPE

ARCADIA

TEL 02 8571 2900

MECHANICAL

FREDON AIR

TEL 02 9475 9400

ELECTRICAL / COMMMS

STAR ELECTRICAL

TEL 02 9708 7555

HYDRAULIC

AXIS SERVICES GROUP

TEL 02 9708 5666

FIRE SERVICES

FORCE FIRE

TEL 1300 667 704

MEDICAL GAS

HOSLAB

TEL 02 9816 3555

PNEUMATIC TUBES

LAMSON GROUP

TEL 02 9743 7322

CLIENT NUMBER

NHR

PROJECT

NEPEAN
DERBY ST
KINGSWOOD NSW 2747

BVN PROJECT NUMBER

S1607004 INH

DRAWING KEY



TRUE NORTH PROJECT NORTH



GRAPHIC SCALE



SCALE

1:5000B1 DO NOT SCALE

STATUS

SCHEMATIC DESIGN

DRAWING

LV B1 FLOOR PLAN

NHR-BVN-AR-K-DWG

ISSUE

A0 - 216

C




NSW GOVERNMENT
Planning, Industry & Environment
Issued under the Environmental Planning and Assessment Act 1979
 Approved Section: 4.55(1A) Application No: SSD-8766-Mod-2
 Granted on the: 10 October 2019 Signed: *LD*
 Sheet No: 19 of 64

BVN
 Telephone +61 2 8297 7200
 Facsimile +61 2 8297 7299
 www.bvn.com.au

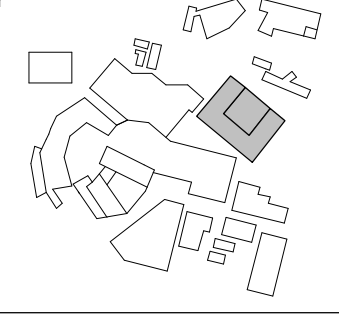
INTELLECTUAL PROPERTY
 COPYRIGHT BVN ARCHITECTURE PTY LIMITED UNLESS OTHERWISE ADDED IN WRITING. ALL RIGHTS TO THIS DOCUMENT ARE SUBJECT TO PAYMENT IN FULL OF ALL BVN CHARGES. SOME DOCUMENTS MAY ONLY BE USED BY THE RECIPIENT FOR THE PROJECT SPECIFICALLY IDENTIFIED IN WRITING. ANY UNAUTHORIZED USE OF THIS DOCUMENT IS AT THE USER'S SOLE RISK AND WITHOUT LIABILITY TO BVN ARCHITECTURE PTY LIMITED.
NOTE
 CONTRACTOR TO CHECK AND VERIFY ALL DIMENSIONS ON SITE PRIOR TO COMMENCEMENT OF WORK OR PREPARATION OF ANY FORMWORK. DO NOT SCALE THIS DRAWING.


ISSUE	DATE	FOR
A	14/11/18	Issued for SSDA
B	09/07/19	Issued for S455

CLIENT

HEALTH INFRASTRUCTURE
 MANAGING CONTRACTOR

PROJECT MANAGERS
CBRE
 TEL 02 9333 3333
ARCHITECT
BVN Architecture
 TEL 02 8297 7200
STRUCTURE / CIVIL
BONACCI
 TEL 02 8247 8400
FAÇADE / ESD
SURFACE DESIGN
 TEL 02 9249 1400
BCA / ODA
BLACKETT MAGUIRE + GOLDSMITH
 TEL 02 9211 7777
FIRE ENGINEERING
ARUP
 TEL 02 9320 9320
LANDSCAPE
ARCADIA
 TEL 02 8571 2900
MECHANICAL
FREDON AIR
 TEL 02 9475 9400
ELECTRICAL / COMMS
STAR ELECTRICAL
 TEL 02 9708 7555
HYDRAULIC
AXIS SERVICES GROUP
 TEL 02 9708 5666
FIRE SERVICES
FORCE FIRE
 TEL 1300 667 704
MEDICAL GAS
HOSLAB
 TEL 02 9816 3555
PNEUMATIC TUBES
LAMSON GROUP
 TEL 02 9743 7322

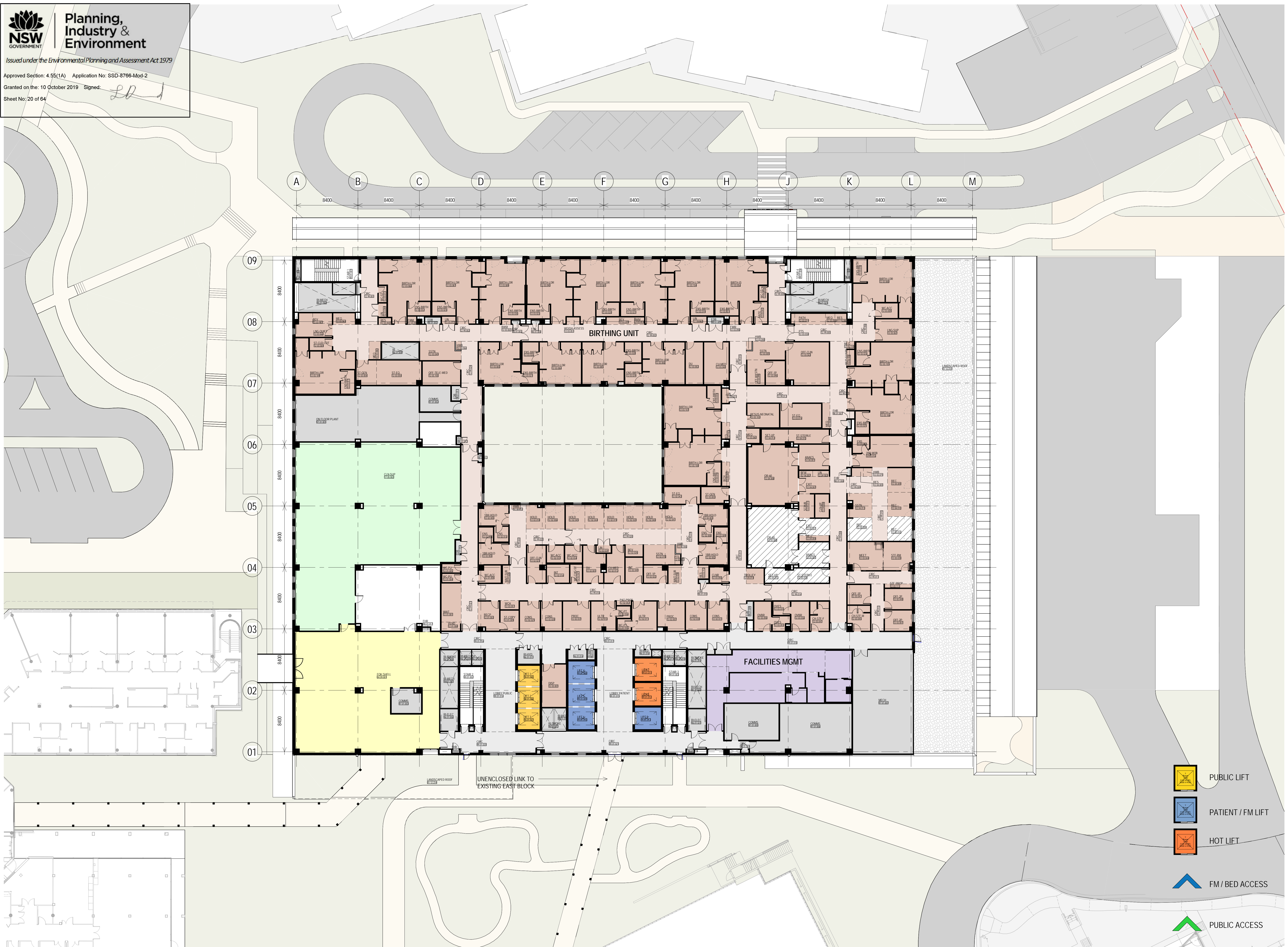
CLIENT NUMBER
 NHR
PROJECT
 NEPEAN
 DERBY ST
 KINGSWOOD NSW 2747
 BVN PROJECT NUMBER
 S1607004.INH
DRAWING KEY

 TRUE NORTH PROJECT NORTH
GRAPHIC SCALE
 0 4000 10000
 SCALE
 1:200@B1 DO NOT SCALE
 STATUS
 SCHEMATIC DESIGN
 DRAWING
LV 00 GENERAL ARRANGEMENT
 NHR-BVN-AR-K-DWG
 AO - 220
 ISSUE
 B



INTELLECTUAL PROPERTY
COPYRIGHT BVN ARCHITECTURE PTY LIMITED UNLESS OTHERWISE
NOTED. THIS DOCUMENT IS THE PROPERTY OF BVN ARCHITECTURE PTY LIMITED AND IS NOT TO BE
REPRODUCED OR TRANSMITTED IN ANY FORM OR BY ANY MEANS, ELECTRONIC OR MECHANICAL,
INCLUDING PHOTOCOPYING, RECORDING, OR BY ANY INFORMATION STORAGE AND RETRIEVAL
SYSTEM, WITHOUT THE WRITTEN PERMISSION OF BVN ARCHITECTURE PTY LIMITED. ANY
UNAUTHORIZED USE OF THIS DOCUMENT MAY BE SUBJECT TO LEGAL ACTION. THE USER'S
SOLE RESPONSIBILITY IS TO CHECK AND VERIFY ALL DIMENSIONS ON SITE PRIOR TO
CONSTRUCTION OF WORK OR PREPARATION OF ANY DOCUMENTS. DO NOT SCALE THIS DRAWING.

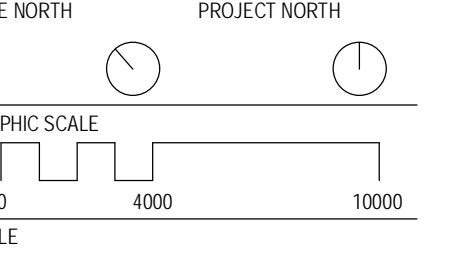
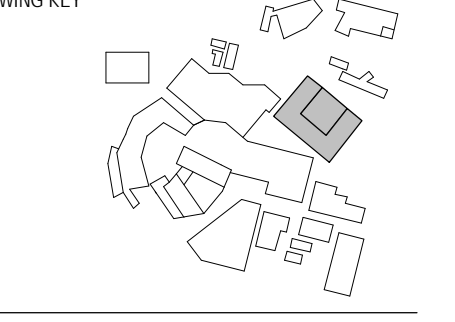
NOTE
CONTRACTOR TO CHECK AND VERIFY ALL DIMENSIONS ON SITE PRIOR TO CONSTRUCTION OF WORK OR PREPARATION OF ANY DOCUMENTS. DO NOT SCALE THIS DRAWING.

ISSUE	DATE	FOR
A	14/11/18	Issued for SSDA
B	09/07/19	Issued for S455



- CLIENT
- Health Infrastructure**
- HEALTH INFRASTRUCTURE
MANAGING CONTRACTOR
- CPB**
CONTRACTOR
- PROJECT MANAGERS
CBRE
TEL 02 9333 3333
- ARCHITECT
BVN Architecture
TEL 02 8297 7200
- STRUCTURE / CIVIL
BONACCI
TEL 02 8247 8400
- FACADE / ESD
SURFACE DESIGN
TEL 02 9249 1400
- BICA / ODA
BLACKETT MAGUIRE + GOLDSMITH
TEL 02 9211 7777
- FIRE ENGINEERING
ARUP
TEL 02 9320 9320
- LANDSCAPE
ARCADIA
TEL 02 8571 2900
- MECHANICAL
FREDON AIR
TEL 02 9475 9400
- ELECTRICAL / COMMMS
STAR ELECTRICAL
TEL 02 9708 7555
- HYDRAULIC
AXIS SERVICES GROUP
TEL 02 9708 5666
- FIRE SERVICES
FORCE FIRE
TEL 1300 667 704
- MEDICAL GAS
HOSLAB
TEL 02 9816 3555
- PNEUMATIC TUBES
LAMSON GROUP
TEL 02 9743 7322

CLIENT NUMBER
NHR
PROJECT
NEPEAN
DERBY ST
KINGSWOOD NSW 2747
BVN PROJECT NUMBER
S1607004 INH
DRAWING KEY



1:2000B1 DO NOT SCALE
STATUS
SCHEMATIC DESIGN
DRAWING

LV 01 GENERAL
ARRANGEMENT
NHR-BVN-AR-K-DWG
AO - 221

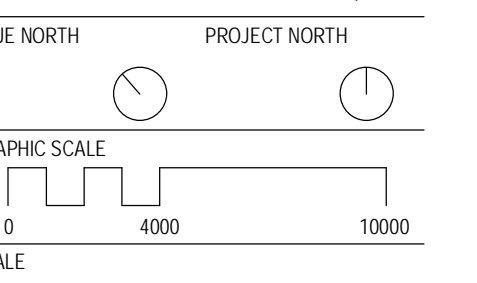
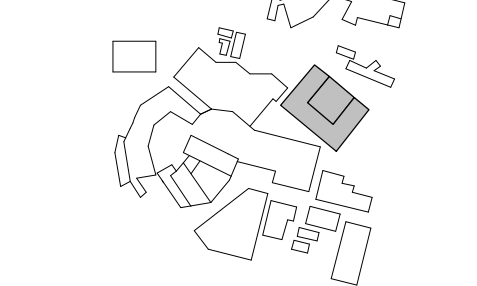
ISSUE
B

ISSUE	DATE	FOR
A	14/11/18	Issued for SSDA
B	09/07/19	Issued for S455



- CLIENT**
NSW Health Infrastructure
- HEALTH INFRASTRUCTURE**
 MANAGING CONTRACTOR
CPB CONTRACTORS
- PROJECT MANAGERS**
 CBRE
 TEL 02 9333 3333
- ARCHITECT**
 BVN Architecture
 TEL 02 8297 7200
- STRUCTURE / CIVIL**
 BONACCI
 TEL 02 8247 8400
- FACADE / ESD**
 SURFACE DESIGN
 TEL 02 9249 1400
- BICA / ODA**
 BLACKETT MAGUIRE + GOLDSMITH
 TEL 02 9211 7777
- FIRE ENGINEERING**
 ARUP
 TEL 02 9320 9320
- LANDSCAPE**
 ARCADIA
 TEL 02 8571 2900
- MECHANICAL**
 FREDON AIR
 TEL 02 9475 9400
- ELECTRICAL / COMMMS**
 STAR ELECTRICAL
 TEL 02 9708 7555
- HYDRAULIC**
 AXIS SERVICES GROUP
 TEL 02 9708 5666
- FIRE SERVICES**
 FORCE FIRE
 TEL 1300 667 704
- MEDICAL GAS**
 HOSLAB
 TEL 02 9816 3555
- PNEUMATIC TUBES**
 LAMSON GROUP
 TEL 02 9743 7322

CLIENT NUMBER
 NHR
 PROJECT
 NEPEAN
 DERBY ST
 KINGSWOOD NSW 2747
 BVN PROJECT NUMBER
 S1607004 INH
 DRAWING KEY

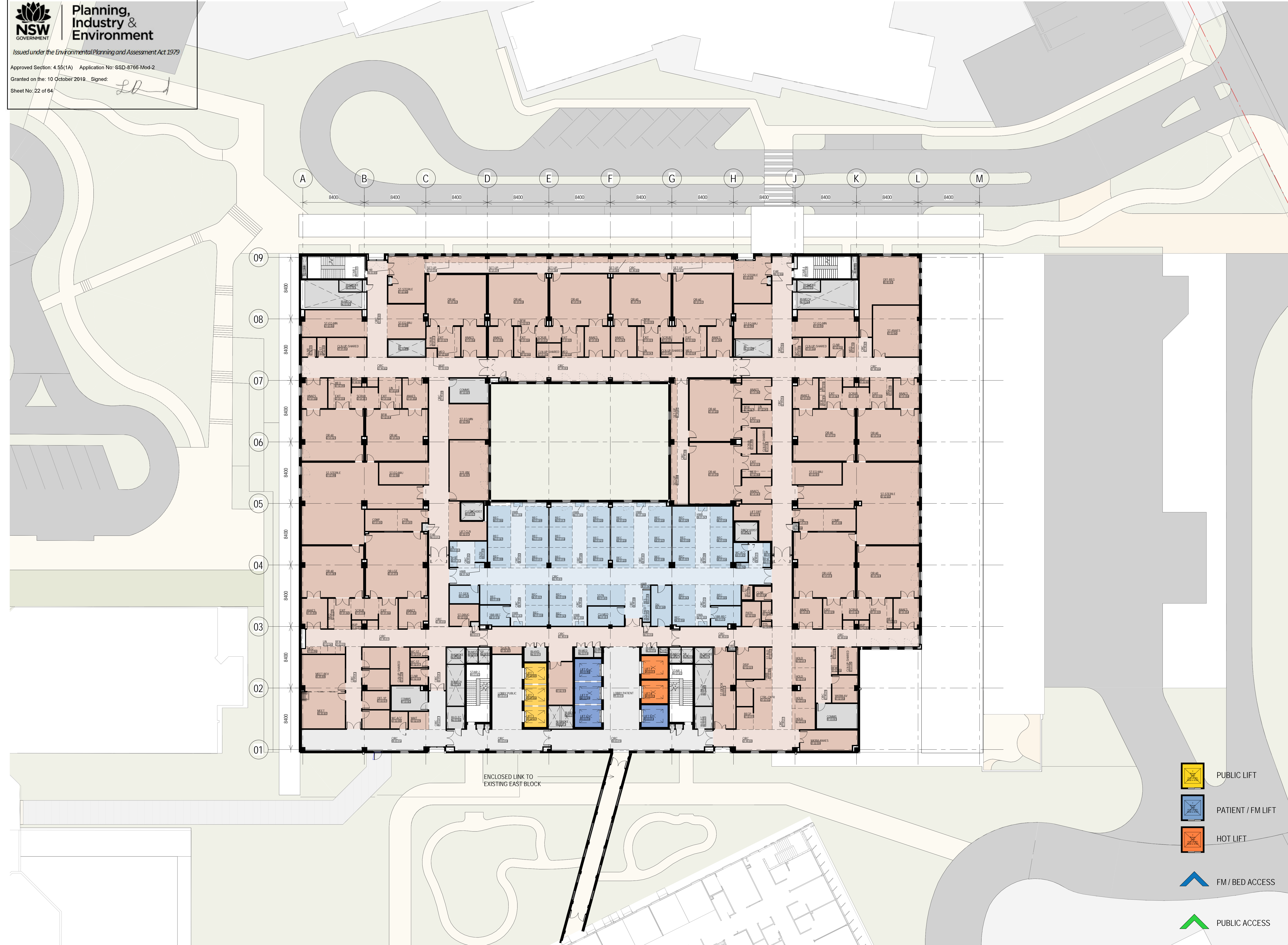


1:2000B1 DO NOT SCALE
 STATUS
 SCHEMATIC DESIGN
 DRAWING

LV 02 GENERAL ARRANGEMENT
 NHR-BVN-AR-K-DWG
 AO - 222

ISSUE
B

ISSUE	DATE	FOR
A	14/11/18	Issued for SSDA
B	09/07/19	Issued for S455



CLIENT



HEALTH INFRASTRUCTURE
 MANAGING CONTRACTOR



PROJECT MANAGERS

CBRE
 TEL 02 9333 3333

ARCHITECT

BVN Architecture
 TEL 02 8297 7200

STRUCTURE / CIVIL

BONACCI
 TEL 02 8247 8400

FACADE / ESD

SURFACE DESIGN
 TEL 02 9249 1400

BICA / ODA

BLACKETT MAGUIRE + GOLDSMITH
 TEL 02 9211 7777

FIRE ENGINEERING

ARUP
 TEL 02 9320 9320

LANDSCAPE

ARCADIA
 TEL 02 8571 2900

MECHANICAL

FREDON AIR
 TEL 02 9475 9400

ELECTRICAL / COMMMS

STAR ELECTRICAL
 TEL 02 9708 7555

HYDRAULIC

AXIS SERVICES GROUP
 TEL 02 9708 5666

FIRE SERVICES

FORCE FIRE
 TEL 1300 667 704

MEDICAL GAS

HOSLAB
 TEL 02 9816 3555

PNEUMATIC TUBES

LAMSON GROUP
 TEL 02 9743 7322

CLIENT NUMBER

NHR

PROJECT

NEPEAN
 DERBY ST
 KINGSWOOD NSW 2747

BVN PROJECT NUMBER

S1607004 INH

DRAWING KEY

TRUE NORTH PROJECT NORTH

GRAPHIC SCALE

SCALE 0 4000 10000

1:2000B1 DO NOT SCALE

STATUS

SCHEMATIC DESIGN

DRAWING

LV 03 GENERAL


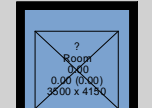
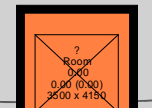


ARRANGEMENT

NHR-BVN-AR-K-DWG

ISSUE

AO - 223

B

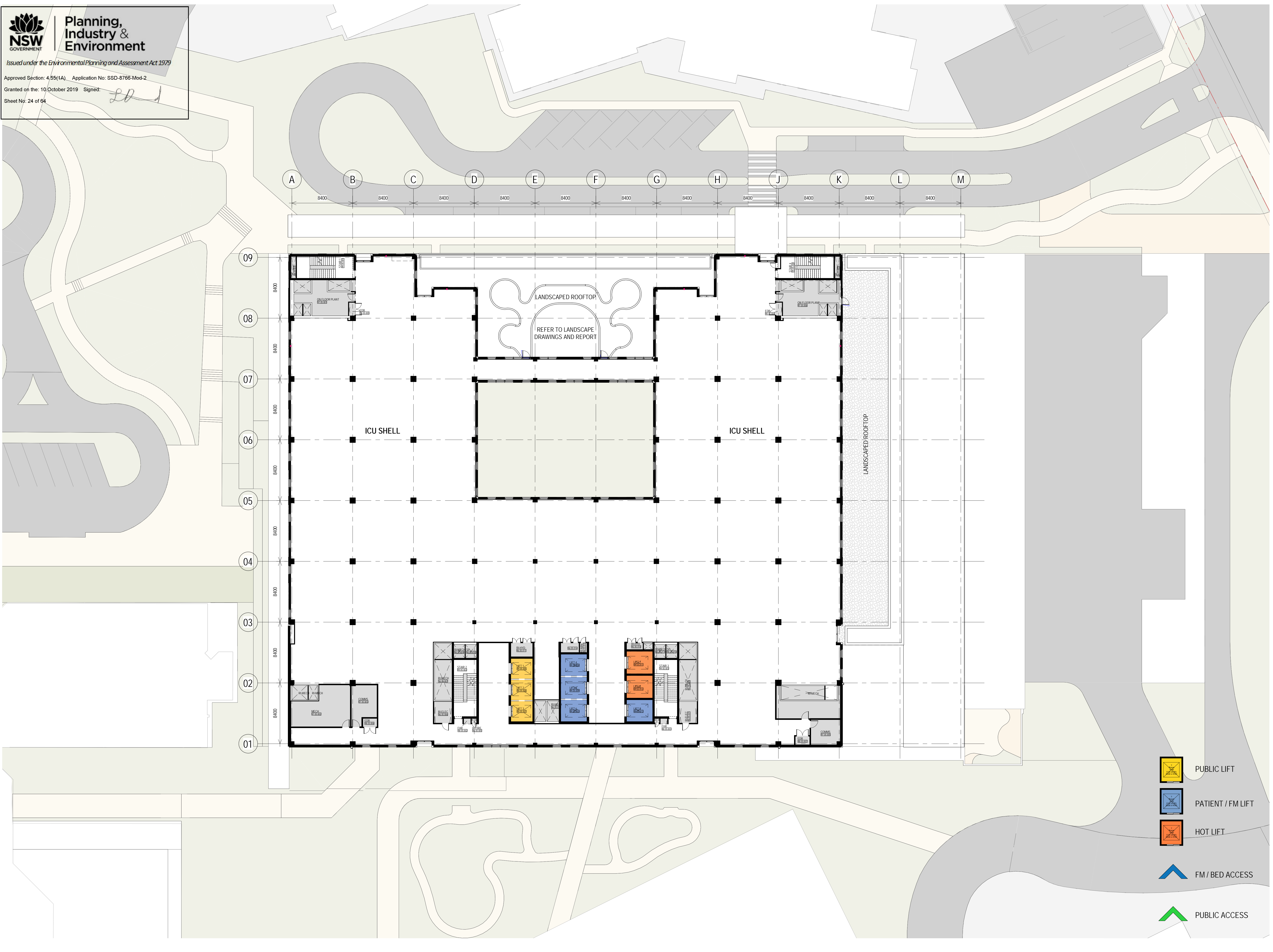
-  PUBLIC LIFT
-  PATIENT / FM LIFT
-  HOT LIFT
-  FM / BED ACCESS
-  PUBLIC ACCESS



INTELLECTUAL PROPERTY
COPYRIGHT BVN ARCHITECTURE PTY LIMITED UNLESS OTHERWISE
AGREED IN WRITING ALL RIGHTS TO THIS DOCUMENT ARE SUBJECT TO
PAYMENT IN FULL OF ALL BUN CHARGES. THIS DOCUMENT MAY ONLY
BE USED FOR THE PROJECT AND SITE SPECIFIC PURPOSES FOR WHICH
IT HAS BEEN CREATED AND DELIVERED. AS NOTED IN WRITING BY
BVN AND THIS DOCUMENT MAY NOT BE COPIED, REPRODUCED, OR
ANY UNAUTHORIZED USE OF THIS DOCUMENT IS AT THE USER'S SOLE
RISK AND WITHOUT LIMITING AND WITHOUT THE USER'S RELEASE AND
ACKNOWLEDGEMENT AND AGAINST ALL LOSS SO ARISING.

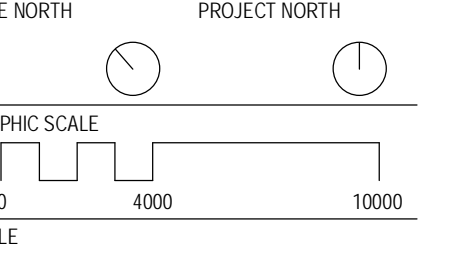
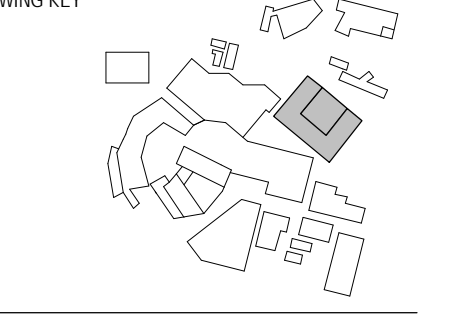
NOTE
CONTRACTOR TO CHECK AND VERIFY ALL DIMENSIONS ON SITE PRIOR
TO COMMENCEMENT OF WORK OR PREPARATION OF ANY DIMENSIONS
DO NOT SCALE THIS DRAWING.

ISSUE	DATE	FOR
A	14/11/18	Issued for SSDA
B	09/07/19	Issued for S455



- CLIENT
- Health Infrastructure**
- HEALTH INFRASTRUCTURE
MANAGING CONTRACTOR
- CPB CONTRACTORS**
- PROJECT MANAGERS
CBRE
TEL 02 9333 3333
- ARCHITECT
BVN Architecture
TEL 02 8297 7200
- STRUCTURE / CIVIL
BONACCI
TEL 02 8247 8400
- FACADE / ESD
SURFACE DESIGN
TEL 02 9249 1400
- BICA / ODA
BLACKETT MAGUIRE + GOLDSMITH
TEL 02 9211 7777
- FIRE ENGINEERING
ARUP
TEL 02 9320 9320
- LANDSCAPE
ARCADIA
TEL 02 8571 2900
- MECHANICAL
FREDON AIR
TEL 02 9475 9400
- ELECTRICAL / COMMS
STAR ELECTRICAL
TEL 02 9708 7555
- HYDRAULIC
AXIS SERVICES GROUP
TEL 02 9708 5666
- FIRE SERVICES
FORCE FIRE
TEL 1300 667 704
- MEDICAL GAS
HOSLAB
TEL 02 9816 3555
- PNEUMATIC TUBES
LAMSON GROUP
TEL 02 9743 7322

CLIENT NUMBER
NHR
PROJECT
NEPEAN
DERBY ST
KINGSWOOD NSW 2747
BVN PROJECT NUMBER
S1607004 INH

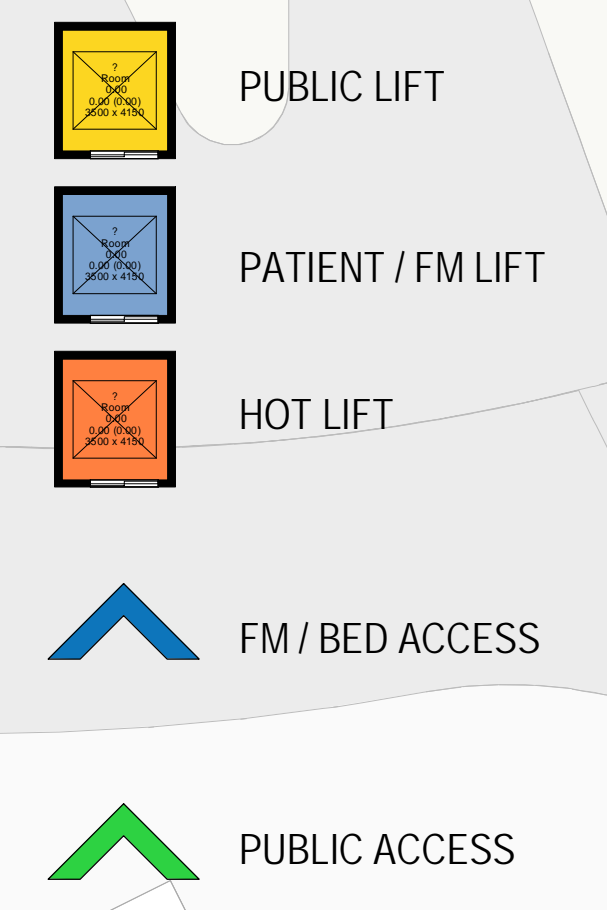


1:2000B1 DO NOT SCALE
STATUS
SCHEMATIC DESIGN
DRAWING

LV 05 GENERAL ARRANGEMENT
NHR-BVN-AR-K-DWG
AO - 225

ISSUE
B

ISSUE	DATE	FOR
A	14/11/18	Issued for SSDA
B	09/07/19	Issued for S455

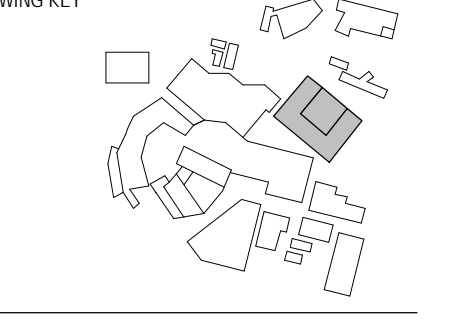


- CLIENT**
 NSW GOVERNMENT Health Infrastructure
- HEALTH INFRASTRUCTURE**
 MANAGING CONTRACTOR
 CPB CONTRACTORS
- PROJECT MANAGERS**
 CBRE
 TEL 02 9333 3333
- ARCHITECT**
 BVN Architecture
 TEL 02 8297 7200
- STRUCTURE / CIVIL**
 BONACCI
 TEL 02 8247 8400
- FACADE / ESD**
 SURFACE DESIGN
 TEL 02 9249 1400
- BICA / ODA**
 BLACKETT MAGUIRE + GOLDSMITH
 TEL 02 9211 7777
- FIRE ENGINEERING**
 ARUP
 TEL 02 9320 9320
- LANDSCAPE**
 ARCADIA
 TEL 02 8571 2900
- MECHANICAL**
 FREDON AIR
 TEL 02 9475 9400
- ELECTRICAL / COMMMS**
 STAR ELECTRICAL
 TEL 02 9708 7555
- HYDRAULIC**
 AXIS SERVICES GROUP
 TEL 02 9708 5666
- FIRE SERVICES**
 FORCE FIRE
 TEL 1300 667 704
- MEDICAL GAS**
 HOSLAB
 TEL 02 9816 3555
- PNEUMATIC TUBES**
 LAMSON GROUP
 TEL 02 9743 7322

CLIENT NUMBER
 NHR

PROJECT
 NEPEAN DERBY ST
 KINGSWOOD NSW 2747

BVN PROJECT NUMBER
 S1607004 INH



GRAPHIC SCALE
 0 4000 10000

SCALE
 1:2000B1 DO NOT SCALE

STATUS
 SCHEMATIC DESIGN
 DRAWING

LV 06 GENERAL ARRANGEMENT
 NHR-BVN-AR-K-DWG
 AO - 226

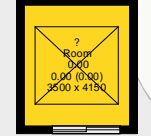
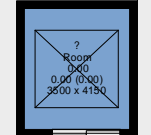
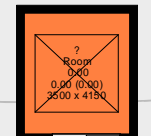


ISSUE
 B

INTELLECTUAL PROPERTY
 COPYRIGHT BVN ARCHITECTURE PTY LIMITED UNLESS OTHERWISE
 ADVISED IN WRITING ALL RIGHTS TO THIS DOCUMENT ARE SUBJECT TO
 PAYMENT IN FULL OF ALL BIVS CHARGES. THIS DOCUMENT IS THE PROPERTY
 OF BVN ARCHITECTURE PTY LIMITED. IT IS NOT TO BE REPRODUCED, COPIED,
 HAS BEEN CREATED AND DELIVERED AS NOTED IN WRITING BY
 BVN ARCHITECTURE PTY LIMITED. IT IS NOT TO BE REPRODUCED, COPIED,
 ANY UNAUTHORIZED USE OF THIS DOCUMENT IS AT THE USER'S SOLE
 RISK AND WITHOUT IMPAIRING AND WITHOUT THE USER'S RELEASE AND
 INDEMNITIES BVN ARCHITECTURE PTY LIMITED ACCEPTS ALL LOSS SO ARISING.

NOTE
 CONTRACTOR TO CHECK AND VERIFY ALL DIMENSIONS ON SITE PRIOR
 TO COMMENCEMENT OF WORK OR PREPARATION OF ANY DIMENSIONS.
 DO NOT SCALE THIS DRAWING.

ISSUE	DATE	FOR
A	14/11/18	Issued for SSDA
B	09/07/19	Issued for S455

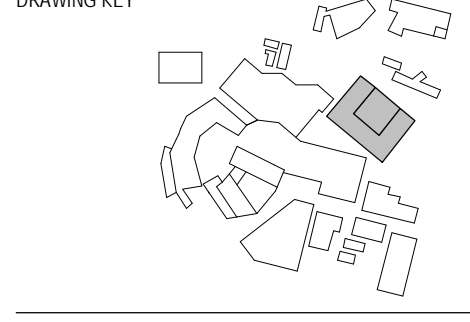


-  PUBLIC LIFT
-  PATIENT / FM LIFT
-  HOT LIFT
-  FM / BED ACCESS
-  PUBLIC ACCESS

- CLIENT**

 HEALTH INFRASTRUCTURE
 MANAGING CONTRACTOR
- PROJECT MANAGERS**
 CBRE
 TEL 02 9333 3333
- ARCHITECT**
 BVN Architecture
 TEL 02 8297 7200
- STRUCTURE / CIVIL**
 BONACCI
 TEL 02 8247 8400
- FACADE / ESD**
 SURFACE DESIGN
 TEL 02 9249 1400
- BICA / ODA**
 BLACKETT MAGUIRE + GOLDSMITH
 TEL 02 9211 7777
- FIRE ENGINEERING**
 ARUP
 TEL 02 9320 9320
- LANDSCAPE**
 ARCADIA
 TEL 02 8571 2900
- MECHANICAL**
 FREDON AIR
 TEL 02 9475 9400
- ELECTRICAL / COMMS**
 STAR ELECTRICAL
 TEL 02 9708 7555
- HYDRAULIC**
 AXIS SERVICES GROUP
 TEL 02 9708 5666
- FIRE SERVICES**
 FORCE FIRE
 TEL 1300 667 704
- MEDICAL GAS**
 HOSLAB
 TEL 02 9816 3555
- PNEUMATIC TUBES**
 LAMSON GROUP
 TEL 02 9743 7322

CLIENT NUMBER
 NHR
PROJECT
 NEPEAN
 DERBY ST
 KINGSWOOD NSW 2747
 BVN PROJECT NUMBER
 S1607004 INH



TRUE NORTH PROJECT NORTH

GRAPHIC SCALE
 0 4000 10000

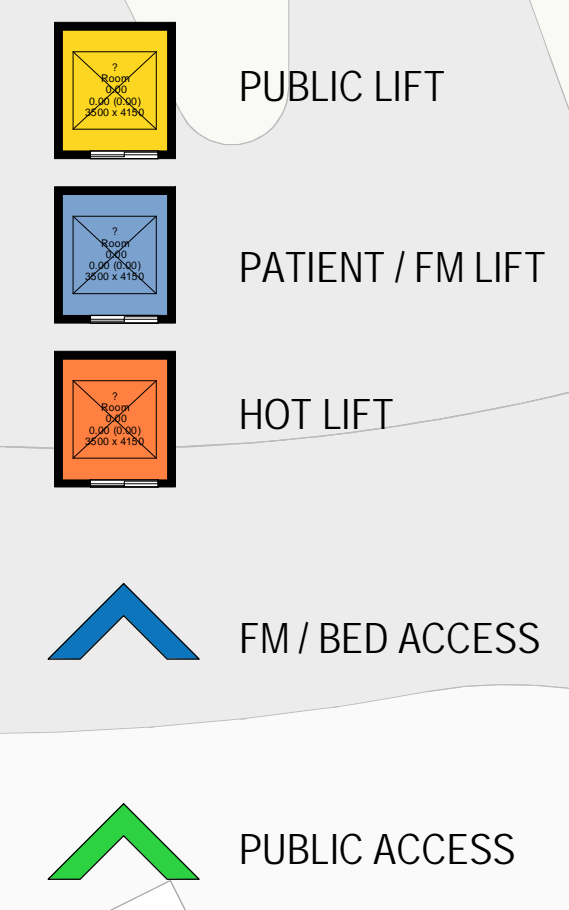
SCALE
 1:2000B1 DO NOT SCALE

STATUS
 SCHEMATIC DESIGN
 DRAWING

LV 09 GENERAL ARRANGEMENT
 NHR-BVN-AR-K-DWG
 AO - 229

ISSUE
 B

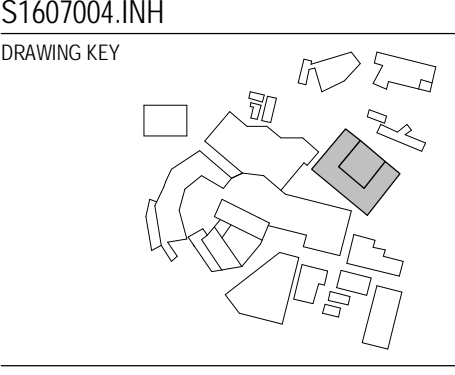
ISSUE	DATE	FOR
A	14/11/18	Issued for SSDA
B	09/07/19	Issued for S455



- CLIENT**
NSW GOVERNMENT Health Infrastructure
- HEALTH INFRASTRUCTURE**
MANAGING CONTRACTOR
CPB CONTRACTORS
- PROJECT MANAGERS**
CBRE
TEL 02 9333 3333
- ARCHITECT**
BVN Architecture
TEL 02 8297 7200
- STRUCTURE / CIVIL**
BONACCI
TEL 02 8247 8400
- FACADE / ESD**
SURFACE DESIGN
TEL 02 9249 1400
- BICA / ODA**
BLACKETT MAGUIRE + GOLDSMITH
TEL 02 9211 7777
- FIRE ENGINEERING**
ARUP
TEL 02 9320 9320
- LANDSCAPE**
ARCADIA
TEL 02 8571 2900
- MECHANICAL**
FREDON AIR
TEL 02 9475 9400
- ELECTRICAL / COMMMS**
STAR ELECTRICAL
TEL 02 9708 7555
- HYDRAULIC**
AXIS SERVICES GROUP
TEL 02 9708 5666
- FIRE SERVICES**
FORCE FIRE
TEL 1300 667 704
- MEDICAL GAS**
HOSLAB
TEL 02 9816 3555
- PNEUMATIC TUBES**
LAMSON GROUP
TEL 02 9743 7322

CLIENT NUMBER
NHR
PROJECT

NEPEAN
DERBY ST
KINGSWOOD NSW 2747
BIVN PROJECT NUMBER



SCHEMATIC DESIGN
DRAWING

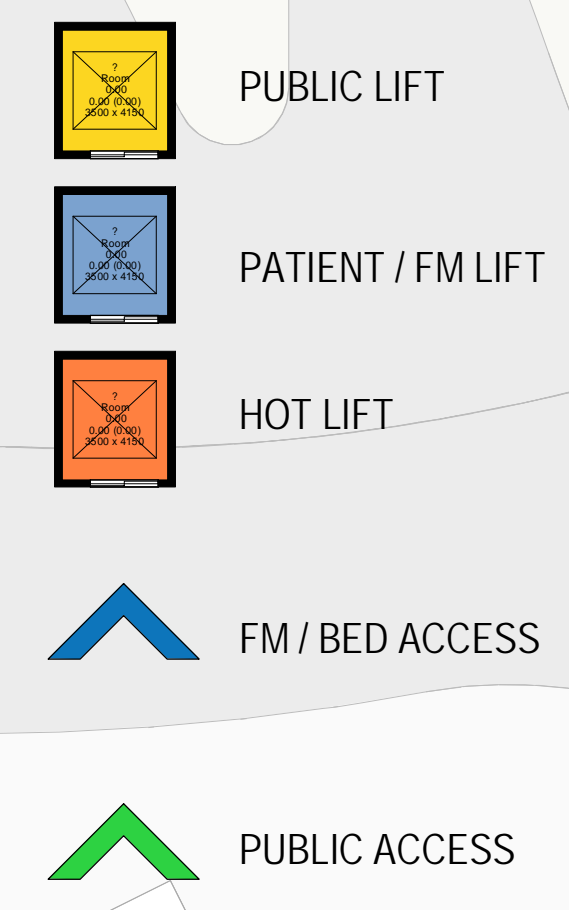
LV 12 GENERAL ARRANGEMENT
NHR-BVN-AR-K-DWG
AO - 232

ISSUE
B

INTELLECTUAL PROPERTY
 Copyright BVN Architecture Pty Limited. Unless otherwise agreed in writing, all rights to this document are subject to the terms of the BVN Standard Conditions of Use. This document has been created and delivered as noted in writing by BVN and the user acknowledges that the user is responsible for any and all use of this document at the user's sole risk and without liability to BVN. BVN does not warrant the accuracy or completeness of the information contained herein and does not accept any liability for any loss or damage arising from its use.

NOTE
 CONTRACTOR TO CHECK AND VERIFY ALL DIMENSIONS ON SITE PRIOR TO COMMENCEMENT OF WORK OR PREPARATION OF ANY DIMENSIONS. DO NOT SCALE THIS DRAWING.

ISSUE	DATE	FOR
A	14/11/18	Issued for SSDA
B	09/07/19	Issued for S455

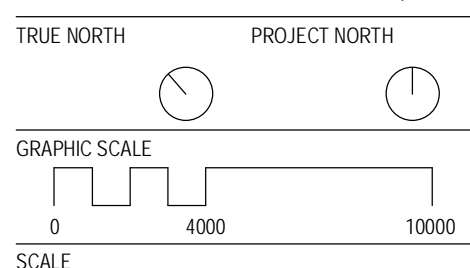
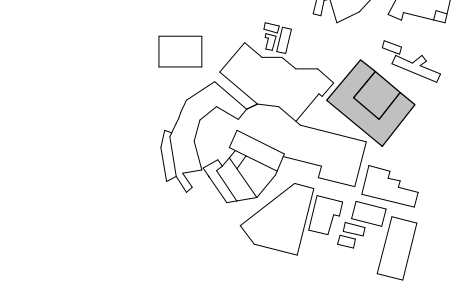


- CLIENT**
- 
Health Infrastructure
 HEALTH INFRASTRUCTURE
 MANAGING CONTRACTOR
- 
 PROJECT MANAGERS
 CBRE
 TEL 02 9333 3333
 ARCHITECT
 BVN Architecture
 TEL 02 8297 7200
 STRUCTURE / CIVIL
 BONACCI
 TEL 02 8247 8400
 FACADE / ESD
 SURFACE DESIGN
 TEL 02 9249 1400
 BCA / ODA
 BLACKETT MAGUIRE + GOLDSMITH
 TEL 02 9211 7777
 FIRE ENGINEERING
 ARUP
 TEL 02 9320 9320
 LANDSCAPE
 ARCADIA
 TEL 02 8571 2900
 MECHANICAL
 FREDON AIR
 TEL 02 9475 9400
 ELECTRICAL / COMMMS
 STAR ELECTRICAL
 TEL 02 9708 7555
 HYDRAULIC
 AXIS SERVICES GROUP
 TEL 02 9708 5666
 FIRE SERVICES
 FORCE FIRE
 TEL 1300 667 704
 MEDICAL GAS
 HOSLAB
 TEL 02 9816 3555
 PNEUMATIC TUBES
 LAMSON GROUP
 TEL 02 9743 7322

CLIENT NUMBER
 NHR
 PROJECT

NEPEAN
 DERBY ST
 KINGSWOOD NSW 2747
 BVN PROJECT NUMBER

S1607004 INH
 DRAWING KEY

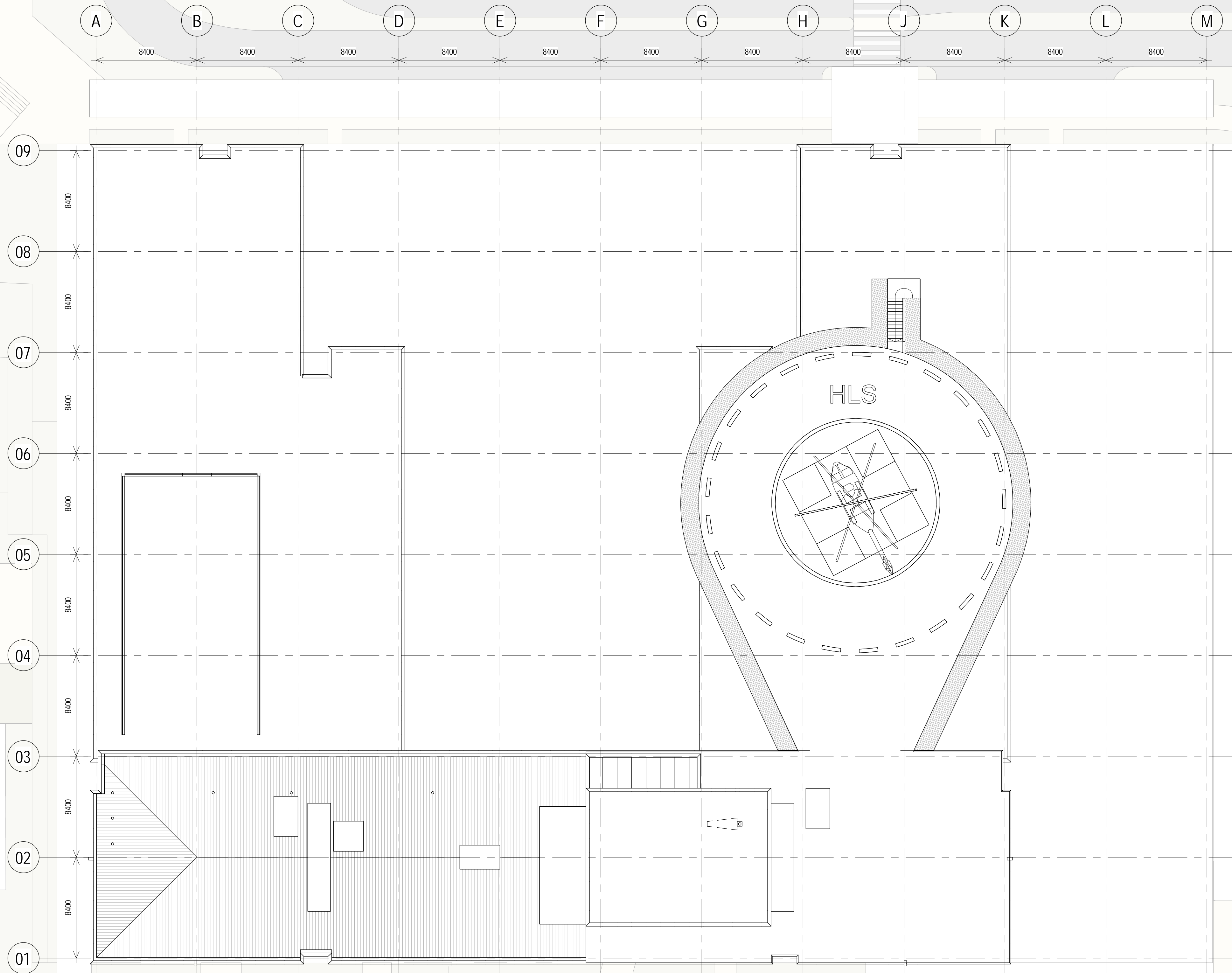


1:2000B1 DO NOT SCALE
 STATUS
 SCHEMATIC DESIGN
 DRAWING

LV 13 GENERAL ARRANGEMENT
 NHR-BVN-AR-K-DWG
 AO - 233
 ISSUE
B



ISSUE	DATE	FOR
A	14/11/18	Issued for SSDA
B	09/07/19	Issued for S455



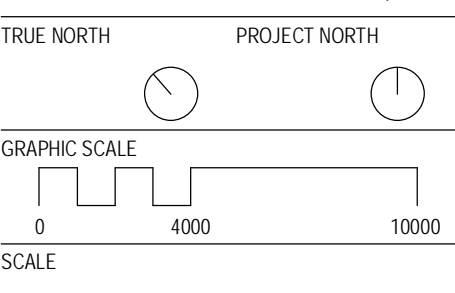
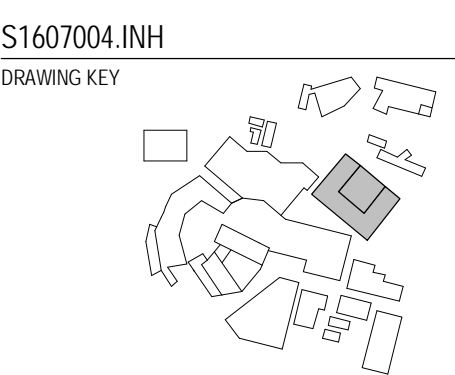
- PUBLIC LIFT
- PATIENT / FM LIFT
- HOT LIFT
- FM / BED ACCESS
- PUBLIC ACCESS

CLIENT
NSW Government
Health Infrastructure
HEALTH INFRASTRUCTURE
MANAGING CONTRACTOR

CPB CONTRACTORS
PROJECT MANAGERS
CBRE
TEL 02 9333 3333
ARCHITECT
BVN Architecture
TEL 02 8297 7200
STRUCTURE / CIVIL
BONACCI
TEL 02 8247 8400
FACADE / ESD
SURFACE DESIGN
TEL 02 9249 1400
BCA / O&A

BLACKETT MAGUIRE + GOLDSMITH
TEL 02 9211 7777
FIRE ENGINEERING
ARUP
TEL 02 9320 9320
LANDSCAPE
ARCADIA
TEL 02 8571 2900
MECHANICAL
FREDON AIR
TEL 02 9475 9400
ELECTRICAL / COMMMS
STAR ELECTRICAL
TEL 02 9708 7555
HYDRAULIC
AXIS SERVICES GROUP
TEL 02 9708 5666
FIRE SERVICES
FORCE FIRE
TEL 1300 667 704
MEDICAL GAS
HOSLAB
TEL 02 9816 3555
PNEUMATIC TUBES
LAMSON GROUP
TEL 02 9743 7322

CLIENT NUMBER
NHR
PROJECT
NEPEAN
DERBY ST
KINGSWOOD NSW 2747
BVN PROJECT NUMBER



1:2000B1 DO NOT SCALE
STATUS
SCHEMATIC DESIGN
DRAWING

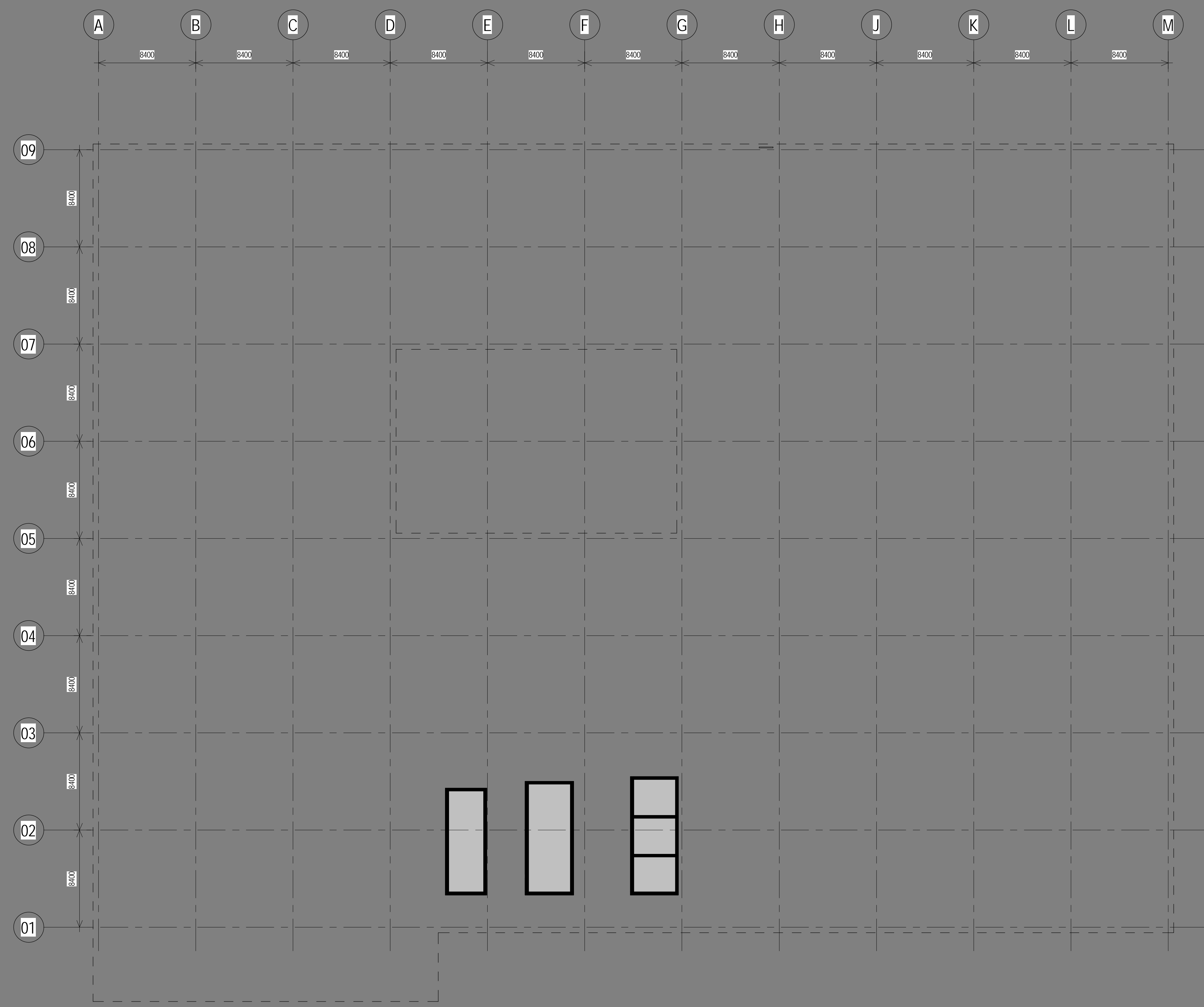
LV ROOF GENERAL
ARRANGEMENT
NHR-BVN-AR-K-DWG
AO - 235
ISSUE
B


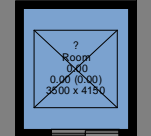



INTELLECTUAL PROPERTY
 COPYRIGHT BVN ARCHITECTURE PTY LIMITED UNLESS OTHERWISE
 AGREED IN WRITING. ALL RIGHTS TO THE DOCUMENT ARE SUBJECT TO
 PAYMENT IN FULL OF ALL UNPAID FEES AND CHARGES. THE DOCUMENT
 IS THE PROPERTY OF BVN ARCHITECTURE PTY LIMITED. THE DOCUMENT
 HAS BEEN CREATED AND DELIVERED AS NOTED IN WRITING BY
 BVN ARCHITECTURE PTY LIMITED. THE DOCUMENT IS NOT TO BE COPIED,
 REPRODUCED OR TRANSMITTED IN ANY FORM OR BY ANY MEANS,
 WITHOUT THE WRITTEN PERMISSION OF BVN ARCHITECTURE PTY LIMITED.
 ANY UNAUTHORIZED USE OF THE DOCUMENT IS AT THE USER'S SOLE
 RISK AND WITHOUT LIABILITY TO BVN ARCHITECTURE PTY LIMITED.
 BVN ARCHITECTURE PTY LIMITED ACCEPTS NO LIABILITY FOR LOSS OR DAMAGE
 INCURRED BY ANY USER OF THE DOCUMENT.

NOTE

CONTRACTOR TO CHECK AND VERIFY ALL DIMENSIONS ON SITE PRIOR
 TO COMMENCEMENT OF WORK OR PREPARATION OF ANY FORMWORK.
 DO NOT SCALE THIS DRAWING.

ISSUE	DATE	FOR
A	14/11/18	Issued for SSDA
B	09/07/19	Issued for S455

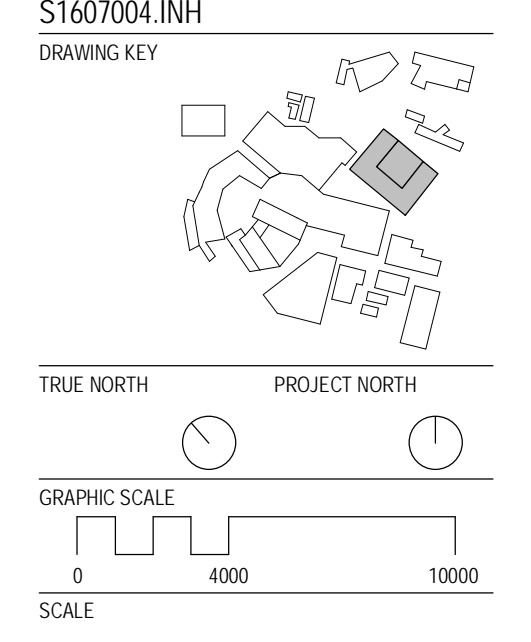


-  PUBLIC LIFT
-  PATIENT / FM LIFT
-  HOT LIFT
-  FM / BED ACCESS
-  PUBLIC ACCESS

- CLIENT**
-  **Health
Infrastructure**
- HEALTH INFRASTRUCTURE**
MANAGING CONTRACTOR
-  **CPB
CONTRACTORS**
- PROJECT MANAGERS**
CBRE
TEL 02 9333 3333
- ARCHITECT**
BVN Architecture
TEL 02 8297 7200
STRUCTURE / CIVIL
- BONACCI**
TEL 02 8247 8400
FACADE / ESD
- SURFACE DESIGN**
TEL 02 9249 1400
BCA / ODA
- BLACKETT MAGUIRE + GOLDSMITH**
TEL 02 9211 7777
- FIRE ENGINEERING**
ARUP
TEL 02 9320 9320
- LANDSCAPE**
ARCADIA
TEL 02 8571 2900
- MECHANICAL**
FREDON AIR
TEL 02 9475 9400
- ELECTRICAL / COMMMS**
STAR ELECTRICAL
TEL 02 9708 7555
- HYDRAULIC**
AXIS SERVICES GROUP
TEL 02 9708 5666
- FIRE SERVICES**
FORCE FIRE
TEL 1300 667 704
- MEDICAL GAS**
HOSLAB
TEL 02 9816 3555
- PNEUMATIC TUBES**
LAMSON GROUP
TEL 02 9743 7322

CLIENT NUMBER _____
 NHR _____
 PROJECT _____

NEPEAN
 DERBY ST
 KINGSWOOD NSW 2747
 BVN PROJECT NUMBER _____



1:2000B1 DO NOT SCALE
 STATUS _____

SCHEMATIC DESIGN
 DRAWING _____
**LV B1 GENERAL
ARRANGEMENT**
 NHR-BVN-AR-K-DWG
 AQ - 236

ISSUE
B



INTELLECTUAL PROPERTY
COPYRIGHT BVN ARCHITECTURE PTY LIMITED UNLESS OTHERWISE
AGREED IN WRITING ALL RIGHTS TO THIS DOCUMENT ARE SUBJECT TO
PAYMENT OF ALL BIVS CHARGES. THESE DOCUMENTS MAY ONLY
BE USED FOR THE BIVS PROJECT AND SHOULD NOT BE REPRODUCED
OR DISTRIBUTED IN ANY MANNER WITHOUT THE WRITTEN
CONSENT OF BVN ARCHITECTURE PTY LIMITED. ANY UNAUTHORIZED
USE OF THIS DOCUMENT IS AT THE USER'S SOLE
RISK AND WITHOUT LIABILITY TO BVN ARCHITECTURE PTY LIMITED.

NOTE
CONTRACTOR TO CHECK AND VERIFY ALL DIMENSIONS ON SITE PRIOR
TO COMMENCEMENT OF WORK OR PREPARATION OF SHOP DRAWINGS.
DO NOT SCALE THIS DRAWING.

ISSUE	DATE	FOR
A	28/03/18	Issued for SSDA
B	14/11/18	Issued for SSDA
C	09/07/19	Issued for SAES

CLIENT



HEALTH INFRASTRUCTURE
MANAGING CONTRACTOR



PROJECT MANAGERS

CBRE
TEL 02 9333 3333

ARCHITECT

BVN Architecture
TEL 02 8297 7200

STRUCTURE / CIVIL

BONACCI
TEL 02 8247 8400

FAÇADE / ESD

SURFACE DESIGN
TEL 02 9249 1400

BICA / ODA

BLACKETT MAGUIRE + GOLDSMITH
TEL 02 9211 7777

FIRE ENGINEERING

ARUP
TEL 02 9320 9320

LANDSCAPE

ARCADIA
TEL 02 8571 2900

MECHANICAL

FREDON AIR
TEL 02 9475 9400

ELECTRICAL / COMMMS

STAR ELECTRICAL
TEL 02 9708 7555

HYDRAULIC

AXIS SERVICES GROUP
TEL 02 9708 5666

FIRE SERVICES

FORCE FIRE
TEL 1300 667 704

MEDICAL GAS

HOSLAB
TEL 02 9816 3555

PNEUMATIC TUBES

LAMSON GROUP
TEL 02 9743 7322

CLIENT NUMBER

NHR

PROJECT

PROJECT

NEPEAN

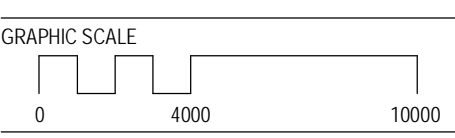
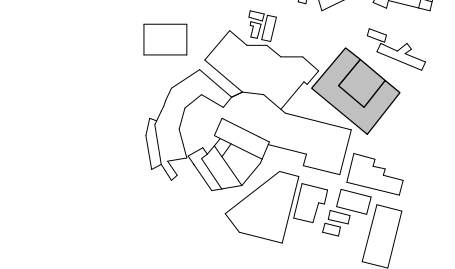
DERBY ST

KINGSWOOD NSW 2747

BVN PROJECT NUMBER

S1607004 INH

DRAWING KEY



1:200@B1 DO NOT SCALE
STATUS

SCHEMATIC DESIGN
DRAWING

ELEVATIONS - NORTH

NHR-BVN-AR-K-DWG ISSUE

A0 - 300 C



NORTH ELEVATION

FAÇADE TYPES

F01 - Brick - Natural masonry / brick system complete with steel shelf angles, weep holes and cavity flashing. Fixed to steel stud façade wall providing cladding support & air / weather seal. Provide 40% of the total brick façade area treated with textured brickwork pattern (via either/or brick coursing, format/orientation of units, colour)

F02 - Terracotta - Terracotta ventilated rainscreen façade, supported on proprietary carrier system fixed to steel stud façade wall providing cladding support & air / weather seal. Provide 40% of the total Terracotta façade area treated with textured tile pattern (via either/or tile coursing, format/orientation of units, colour)

F04 - Temporary Façade - Façade to be removed in part or completely, depending on requirements, at the completion of the proposed future works interfacing with Stage 1. Temporary façade to ensure acoustic, fire, thermal, weather, infection protection & separation to enable clinical functions to continue unimpeded throughout the construction phase.

F05 - Substrate on Steel Frame prefinished metal cladding. Mixture of "Profile" and "Flat" metal cladding. Refer to elevations for extent of scope of cladding types & colour.
F05-A: Prefinished "Flat" metal cladding - White (Dominion or similar)
F05-B: Prefinished "Profiled" metal cladding - White (Longline or similar)
F05-C: Prefinished "Flat" metal cladding - Dark Grey (Dominion or similar)
F05-D: Prefinished "Profiled" metal cladding - Dark Grey (Longline or similar)

F06 - Shopfront glazing system with automatic sliding door supported back to Steel Frame. Clear glazing.

GLAZING TYPES

GLZ-01 - Transparent glazing, clear.
GLZ-02 - Colourback glazing.

LOUVRE TYPES

LVR-01 Horizontal Metal Louvres - Single stage storm-proof continuous louvre with concealed fixing.

ISSUE	DATE	FOR
A	28/03/18	Issued for SSDA
B	14/11/18	Issued for SSDA
C	09/07/19	Issued for S445
D	24/09/19	Issued for S445 Modification Updates

CLIENT



HEALTH INFRASTRUCTURE
MANAGING CONTRACTOR



PROJECT MANAGERS

CBRE
TEL 02 9333 3333

ARCHITECT

BVN Architecture
TEL 02 8297 7200

STRUCTURE / CIVIL

BONACCI
TEL 02 8247 8400

FACADE / ESD

SURFACE DESIGN
TEL 02 9249 1400

BICA / ODA

BLACKETT MAGUIRE + GOLDSMITH
TEL 02 9211 7777

FIRE ENGINEERING

ARUP
TEL 02 9320 9320

LANDSCAPE

ARCADIA
TEL 02 8571 2900

MECHANICAL

FREDON AIR
TEL 02 9475 9400

ELECTRICAL / COMMMS

STAR ELECTRICAL
TEL 02 9708 7555

HYDRAULIC

AXIS SERVICES GROUP
TEL 02 9708 5666

FIRE SERVICES

FORCE FIRE
TEL 1300 667 704

MEDICAL GAS

HOSLAB
TEL 02 9816 3555

PNEUMATIC TUBES

LAMSON GROUP
TEL 02 9743 7322

CLIENT NUMBER

NHR

PROJECT

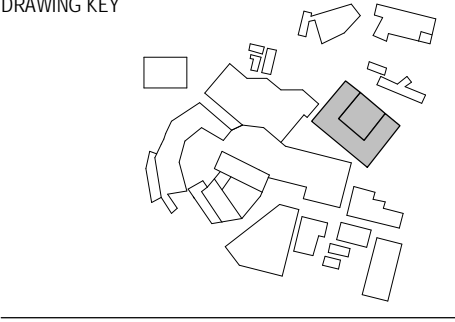
NEPEAN DERBY ST

KINGSWOOD NSW 2747

BVN PROJECT NUMBER

S1607004 INH

DRAWING KEY



GRAPHIC SCALE
0 4000 10000
SCALE

1:2000(B1) DO NOT SCALE
STATUS

SCHEMATIC DESIGN
DRAWING

ELEVATIONS - SOUTH

NHR-BVN-AR-K-DWG

ISSUE

A0 - 301

D



SOUTH ELEVATION

FACADE TYPES

F01 - Brick - Natural masonry / brick system complete with steel shelf angles, weep holes and cavity flashing. Fixed to steel stud façade wall providing cladding support & air / weather seal. Provide 40% of the total brick façade area treated with textured brickwork pattern (via either/or brick coursing, format/orientation of units, colour)

F02 - Terracotta - Terracotta ventilated rainscreen façade, supported on proprietary carrier system fixed to steel stud façade wall providing cladding support & air / weather seal. Provide 40% of the total Terracotta façade area treated with textured tile pattern (via either/or tile coursing, format/orientation of units, colour)

F04 - Temporary Façade - Façade to be removed in part or completely, depending on requirements, at the completion of the proposed future works interfacing with Stage 1. Temporary façade to ensure acoustic, fire, thermal, weather, infection protection & separation to enable clinical functions to continue unimpeded throughout the construction phase.

F05 - Substrate on Steel Frame prefinished metal cladding. Mixture of "Profile" and "Flat" metal cladding. Refer to elevations for extent of scope of cladding types & colour.
F05-A: Prefinished "Flat" metal cladding - White (Dominion or similar)
F05-B: Prefinished "Profiled" metal cladding - White (Longline or similar)
F05-C: Prefinished "Flat" metal cladding - Dark Grey (Dominion or similar)
F05-D: Prefinished "Profiled" metal cladding - Dark Grey (Longline or similar)

F06 - Shopfront glazing system with automatic sliding door supported back to Steel Frame. Clear glazing.

GLAZING TYPES

GLZ-01 - Transparent glazing, clear.
GLZ-02 - Colourback glazing.

LOUVRE TYPES


LVR-01 Horizontal Metal Louvres - Single stage storm-proof continuous louvre with concealed fixing.



INTELLECTUAL PROPERTY
COPYRIGHT BVN ARCHITECTURE PTY LIMITED UNLESS OTHERWISE
AGREED IN WRITING. ALL RIGHTS TO THIS DOCUMENT ARE SUBJECT TO
PAYMENT IN FULL OF ALL BILLS CHARGES AND FEES DUE TO BVN. ONLY
THE USER OF THIS DOCUMENT MAY NOT REPRODUCE OR TRANSMIT IN ANY
MANNER OR BY ANY MEANS, ELECTRONIC OR MECHANICAL, INCLUDING
PHOTOCOPYING, RECORDING, OR BY ANY INFORMATION STORAGE AND
RETRIEVAL SYSTEM, WITHOUT THE WRITTEN PERMISSION OF BVN. ANY
UNAUTHORIZED USE OF THIS DOCUMENT IS AT THE USER'S SOLE
RISK AND WITHOUT LIABILITY TO BVN. THE USER RELEASES AND
INDemnifies BVN FROM AND AGAINST ALL LOSS SO ARISING.

NOTE
CONTRACTOR TO CHECK AND VERIFY ALL DIMENSIONS ON SITE PRIOR
TO COMMENCEMENT OF WORK OR PREPARATION OF SHOP DRAWINGS.
DO NOT SCALE THIS DRAWING.

ISSUE	DATE	FOR
A	28/03/18	Issued for SSDA
B	14/11/18	Issued for SSDA
C	09/07/19	Issued for S455
D	24/09/19	Issued for S455 Modification Updates



WEST ELEVATION

FACADE TYPES

- F01** - Brick - Natural masonry / brick system complete with steel shelf angles, weep holes and cavity flashing. Fixed to steel stud façade wall providing cladding support & air / weather seal. Provide 40% of the total brick façade area treated with textured brickwork pattern (via either/or brick coursing, format/orientation of units, colour)
- F02** - Terracotta - Terracotta ventilated rainscreen façade, supported on proprietary carrier system fixed to steel stud façade wall providing cladding support & air / weather seal. Provide 40% of the total Terracotta façade area treated with textured tile pattern (via either/or tile coursing, format/orientation of units, colour)
- F04** - Temporary Façade - Façade to be removed in part or completely, depending on requirements, at the completion of the proposed future works interfacing with Stage 1. Temporary façade to ensure acoustic, fire, thermal, weather, infection protection & separation to enable clinical functions to continue unimpeded throughout the construction phase.

- F05** - Substrate on Steel Frame prefinished metal cladding. Mixture of "Profile" and "Flat" metal cladding. Refer to elevations for extent of scope of cladding types & colour.
F05-A: Prefinished "Flat" metal cladding - White (Dominion or similar)
F05-B: Prefinished "Profiled" metal cladding - White (Longline or similar)
F05-C: Prefinished "Flat" metal cladding - Dark Grey (Dominion or similar)
F05-D: Prefinished "Profiled" metal cladding - Dark Grey (Longline or similar)
- F06** - Shopfront glazing system with automatic sliding door supported back to Steel Frame. Clear glazing.

GLAZING TYPES

- GLZ-01** - Transparent glazing, clear.
- GLZ-02** - Colourback glazing.

LOUVRE TYPES

- LVR-01** Horizontal Metal Louvres - Single stage storm-proof continuous louvre with concealed fixing.

CLIENT



HEALTH INFRASTRUCTURE
MANAGING CONTRACTOR



PROJECT MANAGERS

CBRE
TEL 02 9333 3333

ARCHITECT

BVN Architecture
TEL 02 8297 7200

STRUCTURE / CIVIL

BONACCI
TEL 02 8247 8400

FACADE / ESD

SURFACE DESIGN
TEL 02 9249 1400

BICA / ODA

BLACKETT MAGUIRE + GOLDSMITH
TEL 02 9211 7777

FIRE ENGINEERING

ARUP
TEL 02 9320 9320

LANDSCAPE

ARCADIA
TEL 02 8571 2900

MECHANICAL

FREDON AIR
TEL 02 9475 9400

ELECTRICAL / COMMMS

STAR ELECTRICAL
TEL 02 9708 7555

HYDRAULIC

AXIS SERVICES GROUP
TEL 02 9708 5666

FIRE SERVICES

FORCE FIRE
TEL 1300 667 704

MEDICAL GAS

HOSLAB
TEL 02 9816 3555

PNEUMATIC TUBES

LAMSON GROUP
TEL 02 9743 7322

CLIENT NUMBER

NHR

PROJECT

NEPEAN

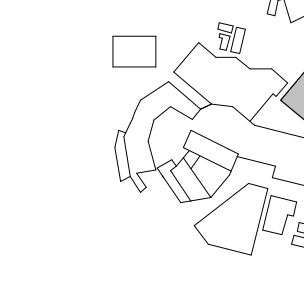
DERBY ST

KINGSWOOD NSW 2747

BVN PROJECT NUMBER

S1607004 INH

DRAWING KEY



GRAPHIC SCALE



SCALE

1:200@B1 DO NOT SCALE

STATUS

SCHEMATIC DESIGN

DRAWING

ELEVATIONS - WEST

NHR-BVN-AR-K-DWG

AO - 302

ISSUE

D

INTELLECTUAL PROPERTY
 COPYRIGHT BVN ARCHITECTURE PTY LIMITED UNLESS OTHERWISE
 ADVISED IN WRITING ALL RIGHTS TO THIS DOCUMENT ARE SUBJECT TO
 PAYMENT IN FULL OF ALL BIVN CHARGES. THESE DOCUMENTS MAY ONLY
 BE USED FOR THE PURPOSES AND PERIODS AND WHERE FOR WHICH IT
 HAS BEEN CREATED AND DELIVERED. AS NOTED IN WRITING BY
 BVN AND THIS DOCUMENT MAY NOT BE COPIED, REPRODUCED, OR
 ANY UNAUTHORIZED USE OF THIS DOCUMENT IS AT THE USER'S SOLE
 RISK AND WITHOUT LIMITING REMEDY THE USER RELEASES AND
 ACKNOWLEDGES BVN FROM AND AGAINST ALL LOSS SO ARISING.

NOTE
 CONTRACTOR TO CHECK AND VERIFY ALL DIMENSIONS ON SITE PRIOR
 TO COMMENCEMENT OF WORK OR PREPARATION OF SHOP DRAWINGS.
 DO NOT SCALE THIS DRAWING.

ISSUE	DATE	FOR
A	28/03/18	Issued for SSDA
B	14/11/18	Issued for SSDA
C	09/07/19	Issued for S4ES

CLIENT



HEALTH INFRASTRUCTURE
 MANAGING CONTRACTOR



PROJECT MANAGERS

CBRE
 TEL 02 9333 3333

ARCHITECT

BVN Architecture
 TEL 02 8297 7200

STRUCTURE / CIVIL

BONACCI
 TEL 02 8247 8400

FAÇADE / ESD

SURFACE DESIGN
 TEL 02 9249 1400

BICA / ODA

BLACKETT MAGUIRE + GOLDSMITH
 TEL 02 9211 7777

FIRE ENGINEERING

ARUP
 TEL 02 9320 9320

LANDSCAPE

ARCADIA
 TEL 02 8571 2900

MECHANICAL

FREDON AIR
 TEL 02 9475 9400

ELECTRICAL / COMMS

STAR ELECTRICAL
 TEL 02 9708 7555

HYDRAULIC

AXIS SERVICES GROUP
 TEL 02 9708 5666

FIRE SERVICES

FORCE FIRE
 TEL 1300 667 704

MEDICAL GAS

HOSLAB
 TEL 02 9816 3555

PNEUMATIC TUBES

LAMSON GROUP
 TEL 02 9743 7322

CLIENT NUMBER

NHR

PROJECT

NEPEAN
 DERBY ST
 KINGSWOOD NSW 2747

BVN PROJECT NUMBER

S1607004 INH

DRAWING KEY



GRAPHIC SCALE



SCALE

1 : 200@B1 DO NOT SCALE

STATUS

SCHEMATIC DESIGN
 DRAWING


BUILDING SECTIONS

NHR-BVN-AR-K-DWG

ISSUE

AO - 310

C



SECTION 1

ISSUE	DATE	FOR
A	28/03/18	Issued for SSDA
B	14/11/18	Issued for SSDA
C	09/07/19	Issued for S455
D	24/09/19	Issued for S455 Modification Updates

CLIENT



HEALTH INFRASTRUCTURE

MANAGING CONTRACTOR



PROJECT MANAGERS

CBRE

TEL 02 9333 3333

ARCHITECT

BVN Architecture

TEL 02 8297 7200

STRUCTURE / CIVIL

BONACCI

TEL 02 8247 8400

FACADE / ESD

SURFACE DESIGN

TEL 02 9249 1400

BICA / ODA

BLACKETT MAGUIRE + GOLDSMITH

TEL 02 9211 7777

FIRE ENGINEERING

ARUP

TEL 02 9320 9320

LANDSCAPE

ARCADIA

TEL 02 8571 2900

MECHANICAL

FREDON AIR

TEL 02 9475 9400

ELECTRICAL / COMMS

STAR ELECTRICAL

TEL 02 9708 7555

HYDRAULIC

AXIS SERVICES GROUP

TEL 02 9708 5666

FIRE SERVICES

FORCE FIRE

TEL 1300 667 704

MEDICAL GAS

HOSLAB

TEL 02 9816 3555

PNEUMATIC TUBES

LAMSON GROUP

TEL 02 9743 7322

CLIENT NUMBER

NHR

PROJECT

NEPEAN

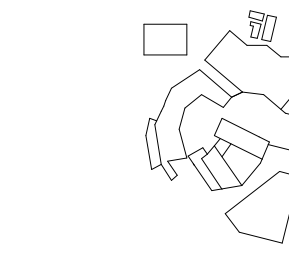
DERBY ST

KINGSWOOD NSW 2747

BVN PROJECT NUMBER

S1607004 INH

DRAWING KEY



GRAPHIC SCALE

SCALE

0 4000 10000

1:2000B1 DO NOT SCALE

STATUS

SCHEMATIC DESIGN

DRAWING


BUILDING SECTIONS

NHR-BVN-AR-K-DWG

ISSUE

AO - 311

D



SECTION 2


HOSPITAL



F01

DESCRIPTION:
SMALL FORMAT MASONRY / CERAMIC CLADDING -
TERRACOTTA / NATURAL

USAGE: EXTERIOR FACADE, LEVEL 00



F02

DESCRIPTION:
PREFINISHED TILE CLADDING -
TERRACOTTA / NATURAL


USAGE: EXTERIOR FACADE, PODIUM LEVELS 01-04



F04

DESCRIPTION: TEMPORARY FAÇADE TO BE
REMOVED IN PART OR COMPLETELY, DEPENDING
ON REQUIREMENTS, AT THE COMPLETION OF THE
PROPOSED FUTURE WORKS INTERFACING WITH
STAGE 1.

USAGE: EXTERIOR FACADE, TOWER LEVELS 01-09



F05-A

DESCRIPTION: PREFINISHED 'FLAT' METAL
CLADDING, INVERTED RIBS - WHITE

USAGE: EXTERIOR FACADE, TOWER LEVELS 01-13



F05-B

DESCRIPTION: PREFINISHED 'PROFILED' METAL
CLADDING, SLENDER HIGH RIBS AND BROAD FLAT
PANS - WHITE


USAGE: EXTERIOR FACADE, TOWER LEVELS 01-13



GLZ-01

DESCRIPTION: VISION GLAZING - LIGHT GREY


USAGE: EXTERIOR WINDOWS, ALL LEVELS



GLZ-02


DESCRIPTION: COLOURBACK GLAZING - DARK
GREY

USAGE: EXTERIOR WINDOWS, LEVEL 01 AND
ABOVE



LVR-01


DESCRIPTION: HORIZONTAL METAL LOUVRES -
DARK GREY



F05-C

DESCRIPTION: PREFINISHED 'FLAT' METAL
CLADDING, INVERTED RIBS - DARK GREY

USAGE: EXTERIOR FACADE, TOWER LEVELS 01-14



F05-D

DESCRIPTION: PREFINISHED 'PROFILED' METAL
CLADDING, SLENDER HIGH RIBS AND BROAD FLAT
PANS - DARK GREY

USAGE: EXTERIOR FACADE, TOWER LEVELS 01-14

Issued under the Environmental Planning and Assessment Act 1979

Approved Section: 4.55(1A) Application No: SSD-8766-Mod-2

Granted on the: 10 October 2019 Signed: *LD*

Sheet No: 42 of 64



Telephone +61 2 8297 7200
Facsimile +61 2 8297 7299
www.bvn.com.au

INTELLECTUAL PROPERTY
COPYRIGHT BVN ARCHITECTURE PTY LIMITED UNLESS OTHERWISE
NOTED. IN WRITING ALL RIGHTS TO THIS DOCUMENT ARE SUBJECT TO
PAYMENT IN FULL OF ALL BILLS CHARGES AND FEES. THIS DOCUMENT
IS THE PROPERTY OF BVN ARCHITECTURE PTY LIMITED. IT IS TO BE
USED ONLY FOR THE PROJECT AND SITE SPECIFIC TO WHICH IT
HAS BEEN CREATED AND DELIVERED. AS NOTIFIED IN WRITING BY
BVN ARCHITECTURE PTY LIMITED. ANY UNAUTHORIZED USE OF THIS DOCUMENT IS AT THE USER'S SOLE
RISK AND WITHOUT LIABILITY TO BVN ARCHITECTURE PTY LIMITED. BVN ARCHITECTURE PTY LIMITED
ACCEPTS NO LIABILITY FOR ANY LOSS OR DAMAGE CAUSED BY THIS DOCUMENT.

NOTE
CONTRACTOR TO CHECK AND VERIFY ALL DIMENSIONS ON SITE PRIOR
TO COMMENCEMENT OF WORK OR PREPARATION OF SHOP DRAWINGS.
DO NOT SCALE THIS DRAWING.

ISSUE	DATE	FOR
A	2007/18	Issued for SSDA
B	14/11/18	Issued for SSDA
C	09/07/19	Issued for S405

CLIENT
NSW GOVERNMENT Health Infrastructure
HEALTH INFRASTRUCTURE
MANAGING CONTRACTOR

PROJECT MANAGERS
CBRE
TEL 02 9333 3333

ARCHITECT
BVN Architecture
TEL 02 8297 7200

STRUCTURE / CIVIL
BONACCI
TEL 02 8247 8400

FACADE / ESD
SURFACE DESIGN
TEL 02 9249 1400

BCA / DDA
BLACKETT MAGUIRE + GOLDSMITH
TEL 02 9211 7777

FIRE ENGINEERING
ARUP
TEL 02 9320 9320

LANDSCAPE
ARCADIA
TEL 02 8571 2900

MECHANICAL
FREDON AIR
TEL 02 9475 9400

ELECTRICAL / COMMMS
STAR ELECTRICAL
TEL 02 9708 7555

HYDRAULIC
AXIS SERVICES GROUP
TEL 02 9708 5666

FIRE SERVICES
FORCE FIRE
TEL 1300 667 704

MEDICAL GAS
HOSLAB
TEL 02 9816 3555

PNEUMATIC TUBES
LAMSON GROUP
TEL 02 9743 7322

CLIENT NUMBER
NHR

PROJECT
NEPEAN DERBY ST
KINGSWOOD NSW 2747

BVN PROJECT NUMBER
S1607004.INH

DRAWING KEY

GRAPHIC SCALE

SCALE
#B1 DO NOT SCALE
STATUS

SCHEMATIC DESIGN
DRAWING

MATERIAL SAMPLE BOARD

NHR-BVN-AR-K-DWG
AO - 350

ISSUE
C

16-396 NEPEAN HOSPITAL MAINWORKS - PLANT SCHEDULE						
CODE	BOTANIC NAME	COMMON NAME	MATURE SIZE (h x w) (m)	PROPOSED POT SIZE	TOTAL	GROUND
PLANTING SCHEDULE						
TREES						
As	<i>Acmena smithii</i> 'Sublime'	Acmena Sublime	5 x 2-3	75L	36	
COS	<i>Corymbia ficifolia</i> 'Orange Splendour'	Orange Flowering Gum	5 x 3	75L	15	13
Cm	<i>Corymbia maculata</i>	Spotted Gum	10-25 x 4-10	200L	7	7
Ca	<i>Cyathea australis</i>	Rough Tree Fern	4-10 x 2-4	1.2-2.5m high	11	11
Da	<i>Dicksonia antarctica</i>	Soft Tree Fern	1.5-15 x 1-2	1.2-2m high	11	11
Lc	<i>Lophostemon confertus</i>	Brush Box	15 x 10	400L	6	6
Ecr	<i>Eucalyptus crebra</i>	Narrow Leaved Ironbark	25 x 15	75L	14	14
Ee	<i>Eucalyptus eugenioides</i>	Thin Leaf Stringybark	25 x 15	100L	14	14
Efi	<i>Eucalyptus fibrosa</i>	Red Ironbark	25 x 15	75L	12	12
EED	<i>Eucalyptus leucoxylon</i> 'Euky Dwarf'	Dwarf SA Blue Gum	6 x 5	75L	43	43
Emo	<i>Eucalyptus moluccana</i>	Grey Box	25 x 15	200L	10	10
Ete	<i>Eucalyptus tereticornis</i>	Forest Red Gum	25 x 15	200L	9	9
Md	<i>Melealeuca decora</i>	White Feather Honey Myrtle	4-6 x 2-4	100L	18	18
Wf	<i>Waterhousia floribunda</i> 'Green Avenue'	Weeping LilyPilly	8 x 5	200L	14	14
* Tree numbers correspond with the arborist report composed by Moore Trees Arboricultural Services December 2017						
* Not all trees have been captured in the arborist report						
*1 Information sourced from Native Plant Species July 2016 by Penrith City Council						
*2 Information sourced from Cumberland Plain Shale Woodlands and Shale-Gravel Transition Forest, Policy Statement 3.31, Department of the Environment, Water, Heritage, and the Arts						



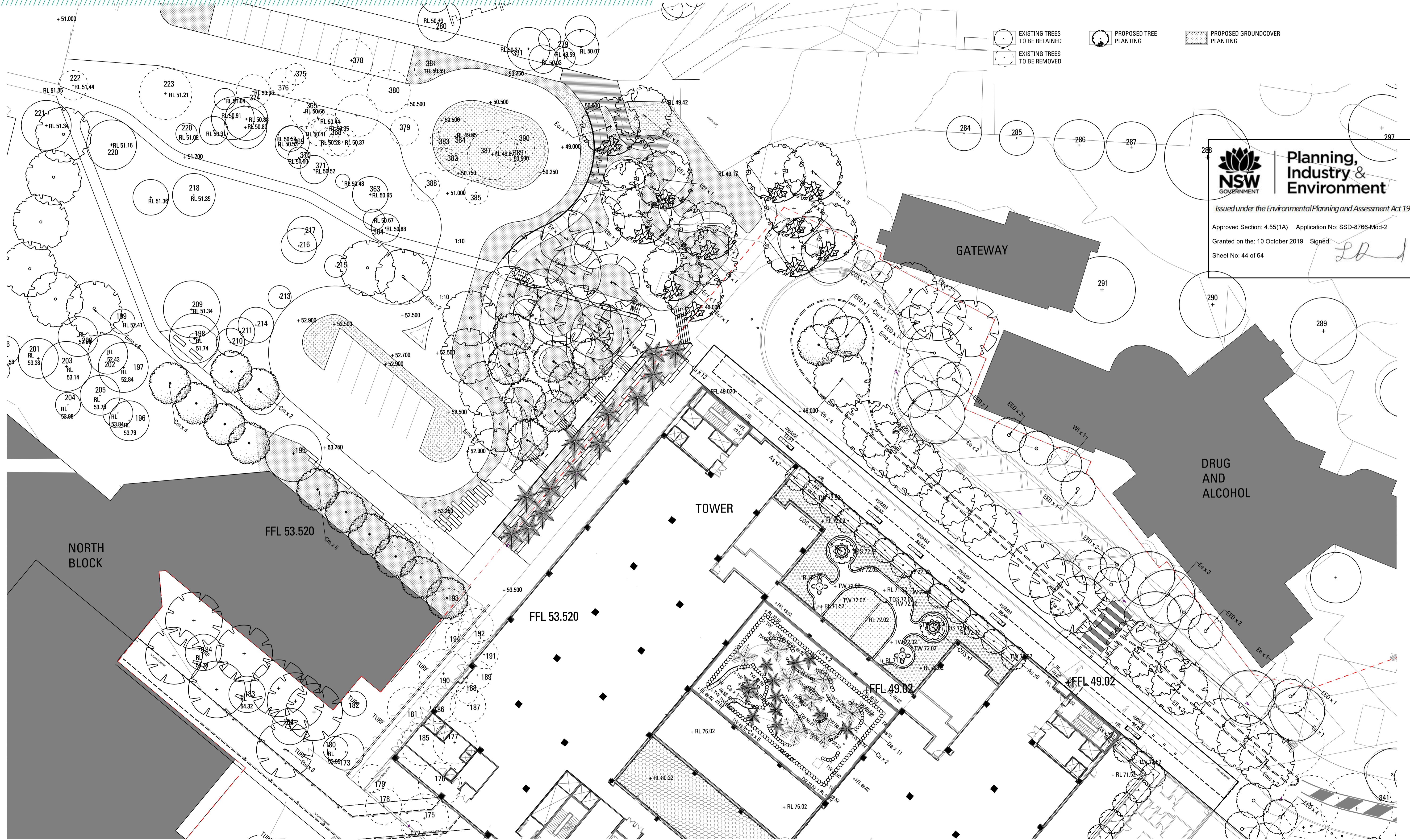
Planning, Industry & Environment

Issued under the Environmental Planning and Assessment Act 1979

Approved Section: 4.55(1A) Application No: SSD-8766-Mod-2

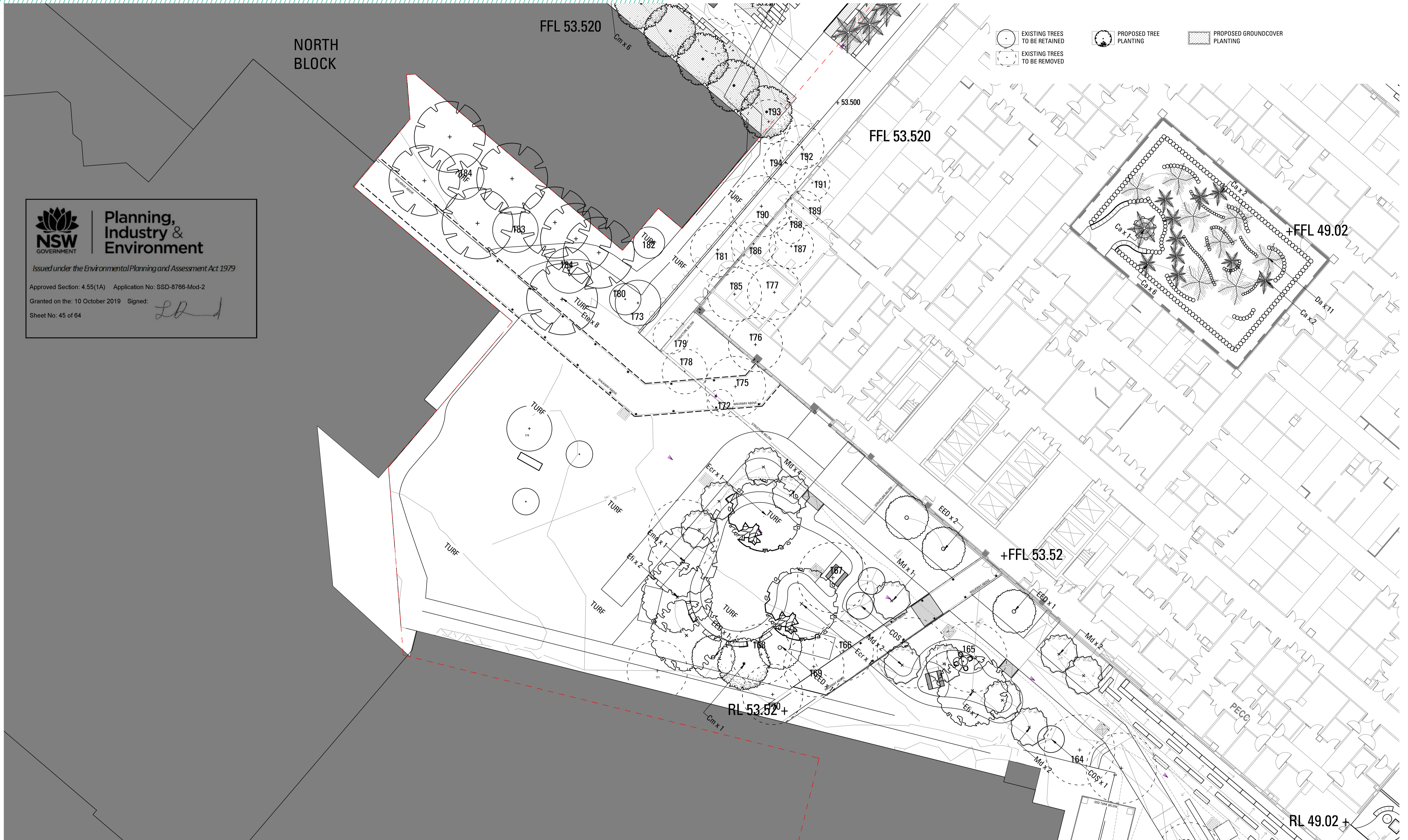
Granted on the: 10 October 2019 Signed: *[Signature]*

Sheet No: 43 of 64



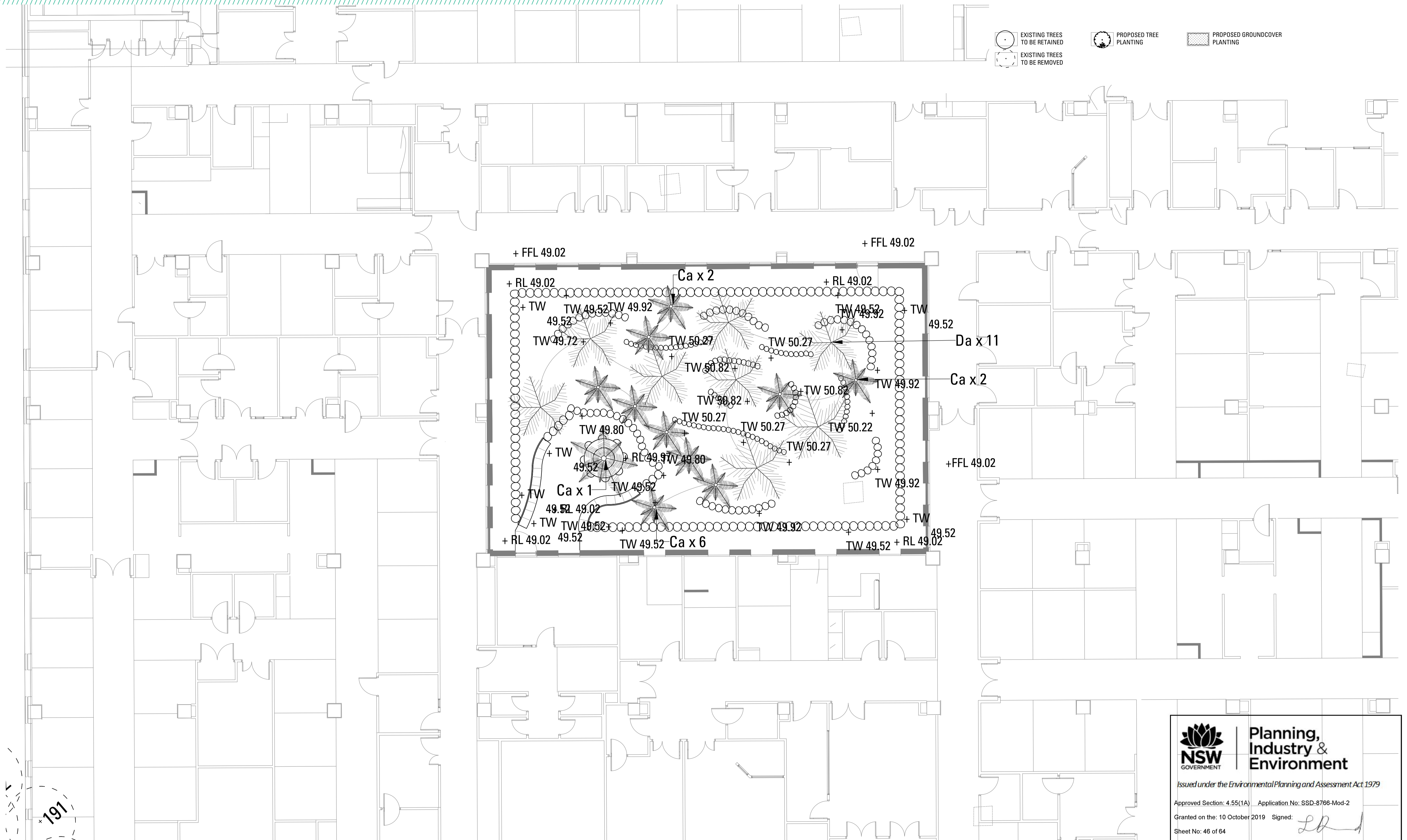
 **Planning, Industry & Environment**
Issued under the Environmental Planning and Assessment Act 1979
Approved Section: 4.55(1A) Application No: SSD-8766-Mod-2
Granted on the: 10 October 2019 Signed: *LD*
Sheet No: 44 of 64





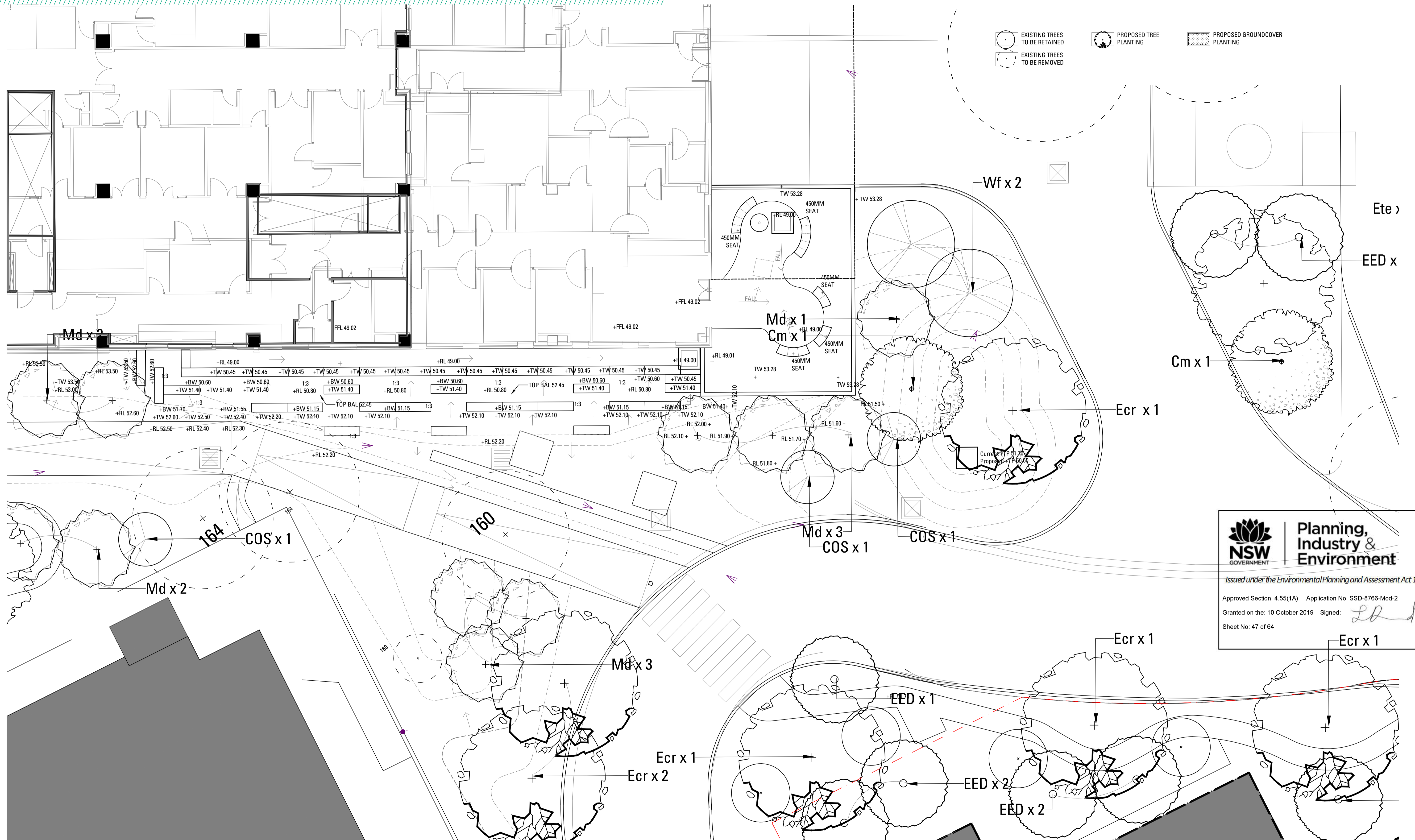
NSW GOVERNMENT | **Planning, Industry & Environment**
 Issued under the Environmental Planning and Assessment Act 1979
 Approved Section: 4.55(1A) Application No: SSD-8766-Mod-2
 Granted on the: 10 October 2019 Signed: *[Signature]*
 Sheet No: 45 of 64






Planning, Industry & Environment
Issued under the Environmental Planning and Assessment Act 1979
Approved Section: 4.55(1A) Application No: SSD-8766-Mod-2
Granted on the: 10 October 2019 Signed: *LD*
Sheet No: 46 of 64



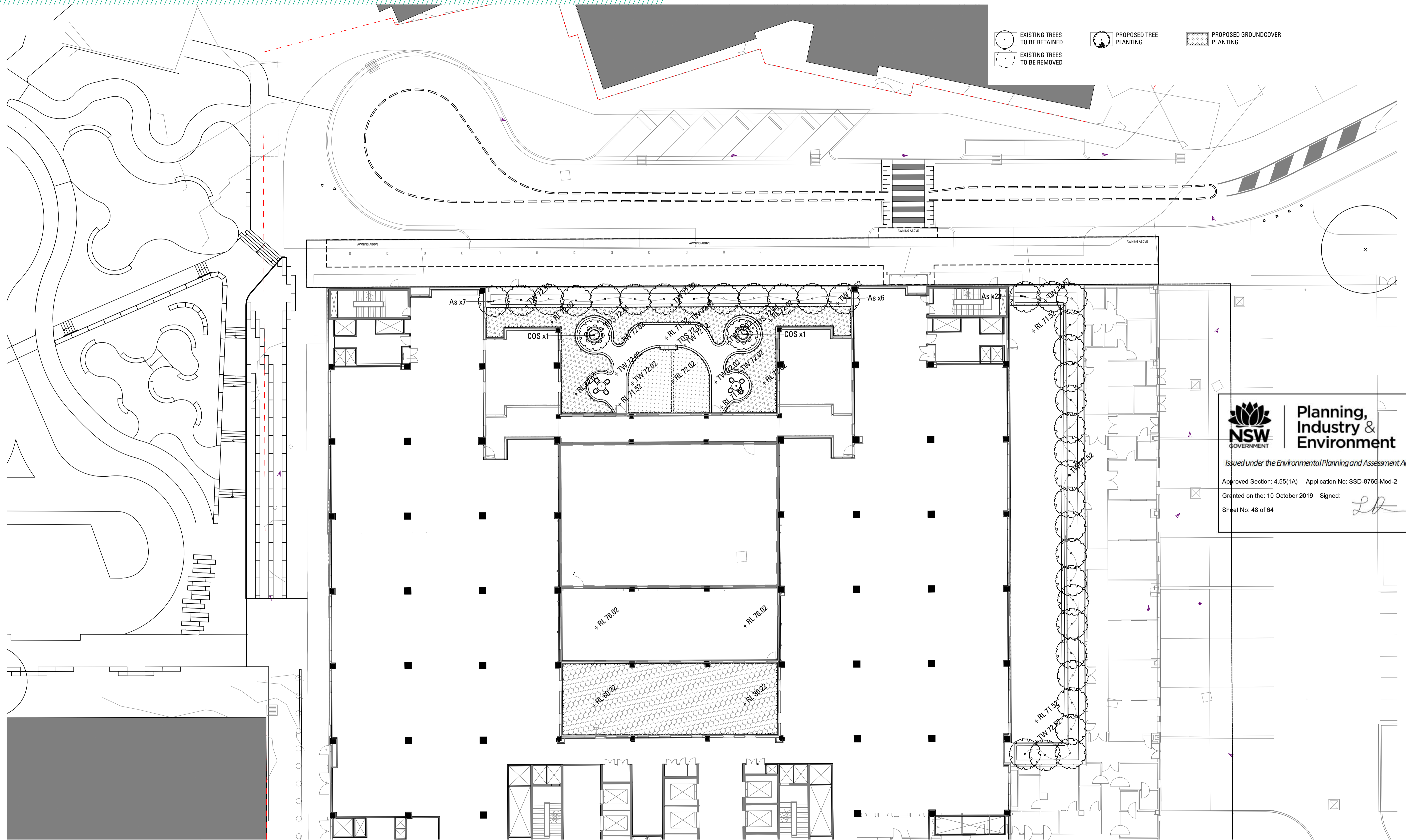


NSW GOVERNMENT | **Planning, Industry & Environment**

Issued under the Environmental Planning and Assessment Act 1979

Approved Section: 4.55(1A) Application No: SSD-8766-Mod-2
 Granted on the: 10 October 2019 Signed: *LD*
 Sheet No: 47 of 64







Planning,
Industry &
Environment


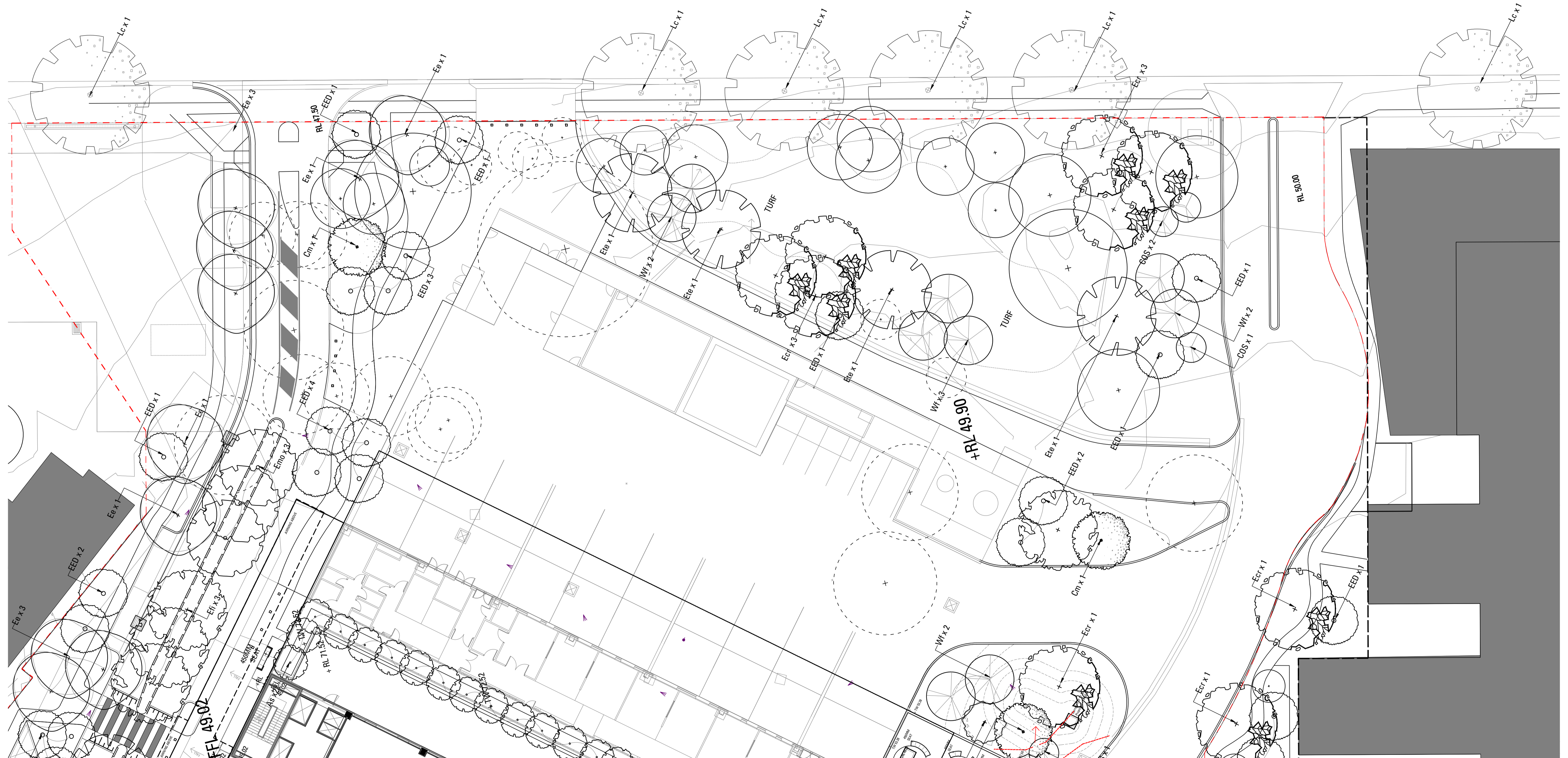
Issued under the Environmental Planning and Assessment Act 1979

Approved Section: 4.55(1A) Application No: SSD-8766-Mod-2

Granted on the: 10 October 2019 Signed:


Sheet No: 49 of 64

- EXISTING TREES TO BE RETAINED
- EXISTING TREES TO BE REMOVED
- PROPOSED TREE PLANTING
- PROPOSED GROUNDCOVER PLANTING



LEGEND

- 01/ Forecourt
- 02/ Courtyard 1
- 03/ PECC Courtyard
- 04/ Rooftop Courtyard



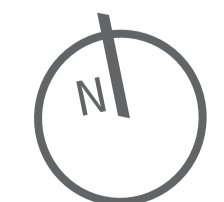
SCALE 1:1000 @ A1

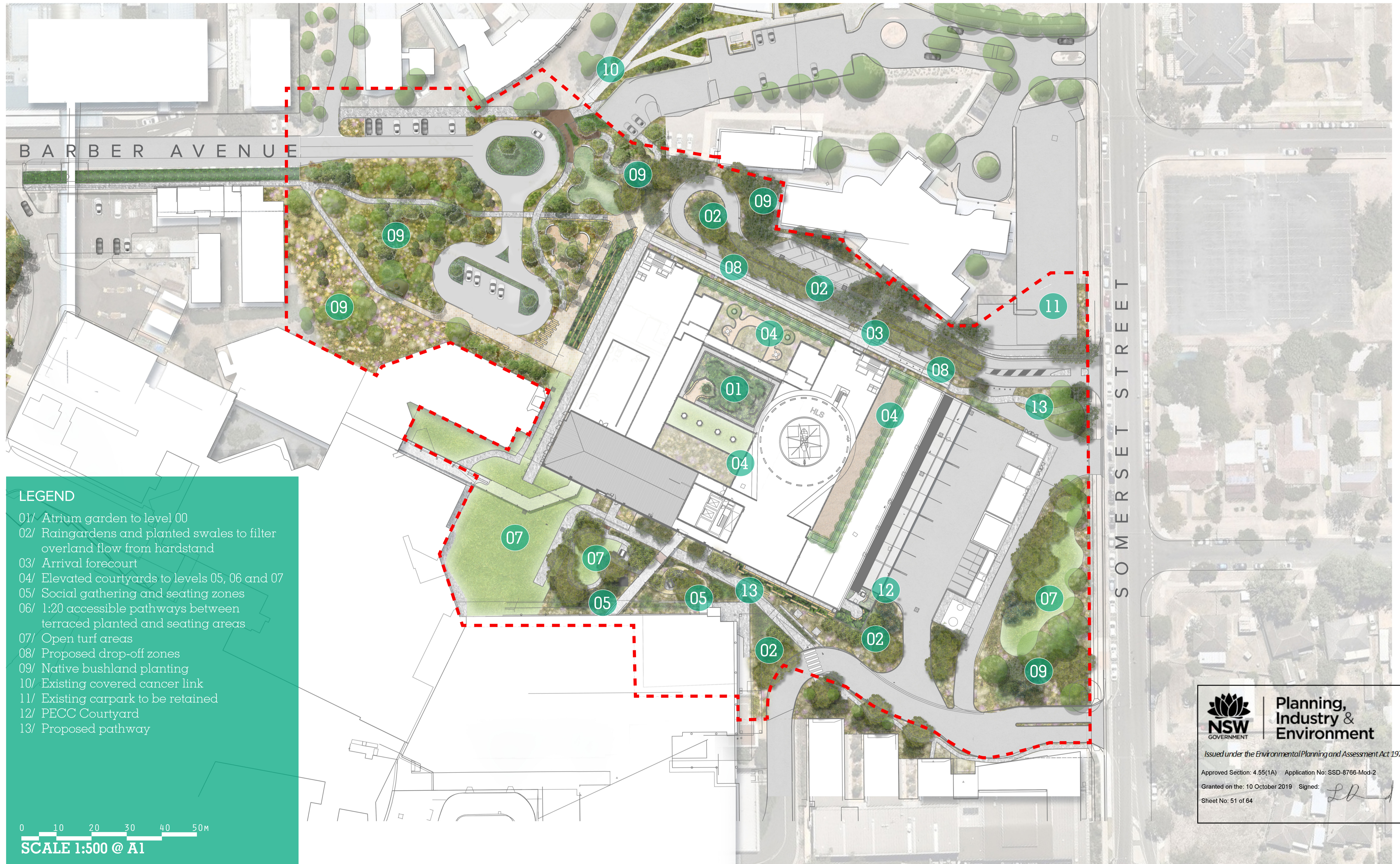



Planning, Industry & Environment

Issued under the Environmental Planning and Assessment Act 1979

Approved Section: 4.55(1A) Application No: SSD-8766-Mod-2
 Granted on the: 10 October 2019 Signed: *[Signature]*
 Sheet No: 50 of 64





LEGEND

- 01/ Atrium garden to level 00
- 02/ Raingardens and planted swales to filter overland flow from hardstand
- 03/ Arrival forecourt
- 04/ Elevated courtyards to levels 05, 06 and 07
- 05/ Social gathering and seating zones
- 06/ 1:20 accessible pathways between terraced planted and seating areas
- 07/ Open turf areas
- 08/ Proposed drop-off zones
- 09/ Native bushland planting
- 10/ Existing covered cancer link
- 11/ Existing carpark to be retained
- 12/ PECC Courtyard
- 13/ Proposed pathway

0 10 20 30 40 50M
SCALE 1:500 @ A1

NSW GOVERNMENT | **Planning, Industry & Environment**

Issued under the Environmental Planning and Assessment Act 1979

Approved Section: 4.55(1A) Application No: SSD-8766-Mod-2


Granted on the: 10 October 2019 Signed: *[Signature]*

Sheet No: 51 of 64


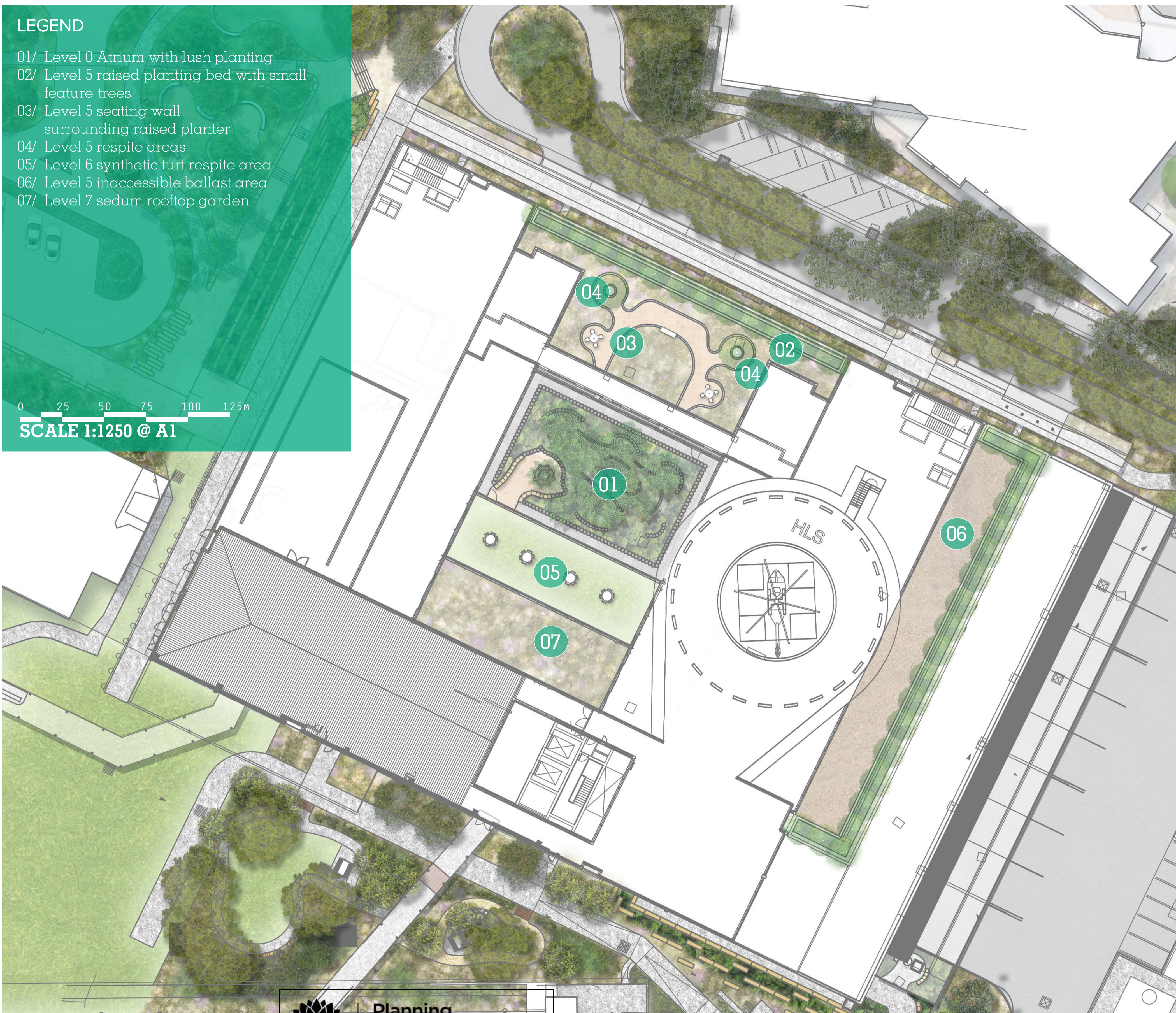


LEGEND

- 01/ Level 0 Atrium with lush planting
- 02/ Level 5 raised planting bed with small feature trees
- 03/ Level 5 seating wall surrounding raised planter
- 04/ Level 5 respite areas
- 05/ Level 6 synthetic turf respite area
- 06/ Level 5 inaccessible ballast area
- 07/ Level 7 sedum rooftop garden



SCALE 1:1250 @ A1



NSW GOVERNMENT

Planning, Industry & Environment

Issued under the Environmental Planning and Assessment Act 1979

Approved Section: 4.55(1A) Application No: SSD-8766-Mod-2


Granted on the: 10 October 2019 Signed: *LD*

Sheet No: 52 of 64



NEPEAN HOSPITAL MASTERPLAN

SSD S455



PREPARED BY Arcadia Landscape Architecture
CLIENT Health Infrastructure NSW
ARCHITECT BVN

DATE July 2019
SCALE
ISSUE 5

Copyright remains the property of Arcadia Landscape Architecture Pty Ltd. Use only figured dimensions. Any other required dimensions are to be referred to and supplied by the landscape architect. All discrepancies to be referred to the project manager and Arcadia Landscape Architecture Pty Ltd prior to construction. Ensure compliance with the Building Code of Australia and all relevant Australian Standards and Authorities

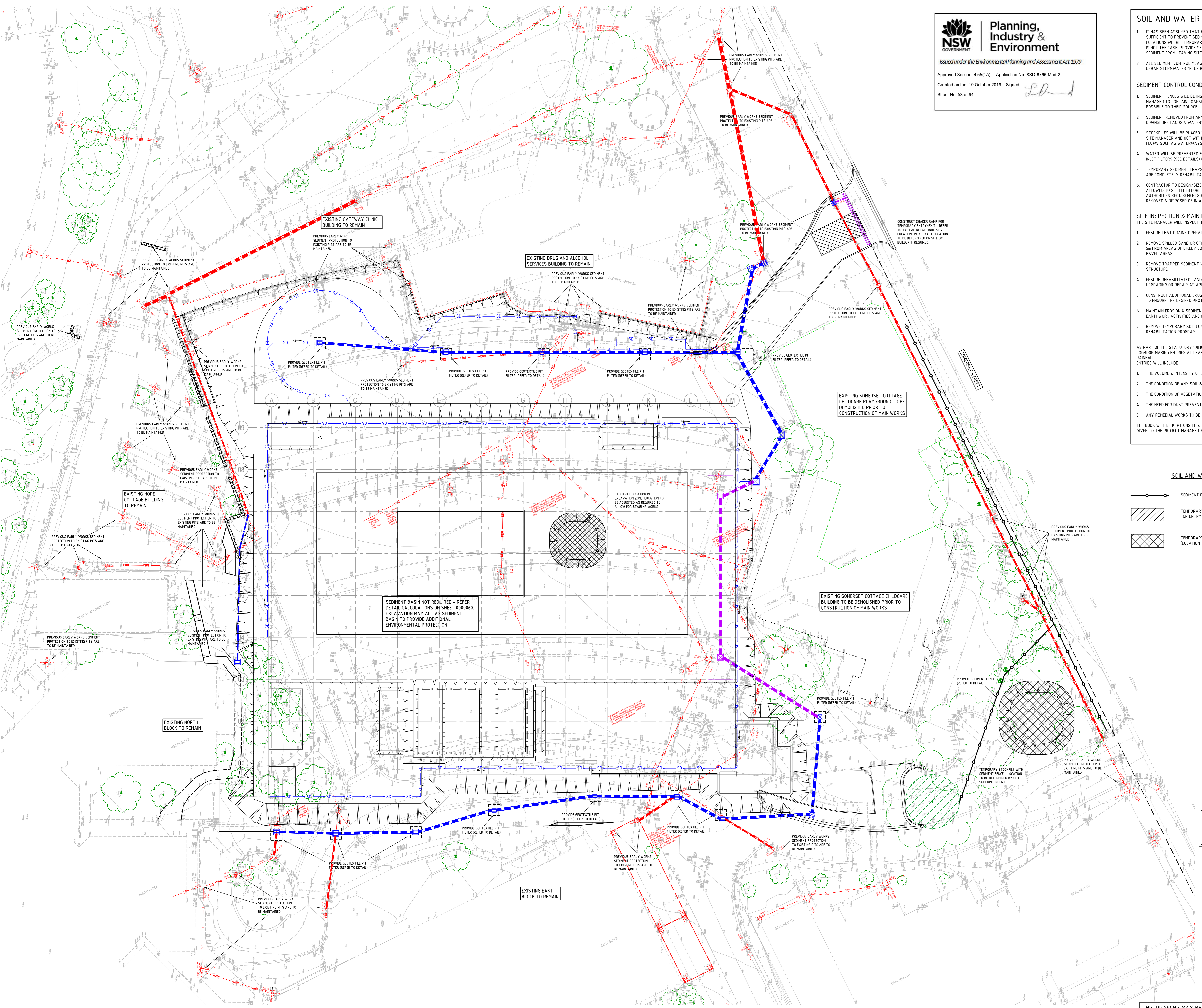
NSW GOVERNMENT
Planning, Industry & Environment
Issued under the Environmental Planning and Assessment Act 1979
 Approved Section: 4.55(1A) Application No: SSD 8766-Mod-2
 Granted on the: 10 October 2019 Signed: *LD*
 Sheet No: 53 of 64

- ### SOIL AND WATER MANAGEMENT NOTES
- IT HAS BEEN ASSUMED THAT HOARDINGS/SILT FENCING WILL BE PROVIDED TO THE STAGE BOUNDARY SUFFICIENT TO PREVENT SEDIMENT RUNOFF FROM LEAVING SITE (EXCEPT IN THE CASE OF ENTRY/EXIT LOCATIONS WHERE TEMPORARY CONSTRUCTION ENTRY/EXIT SEDIMENT TRAP ARE PROVIDED). IF THIS IS NOT THE CASE, PROVIDE SEDIMENT FENCE TO STANDARD DETAIL BELOW AS REQUIRED TO PREVENT SEDIMENT FROM LEAVING SITE, DIRECT RUNOFF TO SEDIMENT BASIN.
 - ALL SEDIMENT CONTROL MEASURES TO BE INSTALLED IN ACCORDANCE WITH LANDCOM MANAGING URBAN STORMWATER "BLUE BOOK".
- ### SEDIMENT CONTROL CONDITIONS
- SEDIMENT FENCES WILL BE INSTALLED AS SHOWN AND ELSEWHERE AT THE DISCRETION OF THE SITE MANAGER TO CONTAIN COARSE SEDIMENT FRACTIONS INCLUDING AGGREGATED FINES AS NEAR AS POSSIBLE TO THEIR SOURCE.
 - SEDIMENT REMOVED FROM ANY TRAPPING DEVICE WILL BE RELOCATED WHERE FURTHER POLLUTION TO DOWNSLOPE LANDS & WATERWAYS CANNOT OCCUR.
 - STOCKPILES WILL BE PLACED WHERE SHOWN ON DRAWING OR ELSEWHERE AT THE DISCRETION OF THE SITE MANAGER AND NOT WITHIN 5m OF HAZARDOUS AREAS INCLUDING LIKELY AREAS OF HIGH VELOCITY FLOWS SUCH AS WATERWAYS, PAVED AREAS & DRIVEWAYS.
 - WATER WILL BE PREVENTED FROM DIRECTLY ENTERING THE PERMANENT DRAINAGE SYSTEM WITH INLET FILTERS (SEE DETAILS) UNLESS IT IS SEDIMENT FREE.
 - TEMPORARY SEDIMENT TRAPS WILL BE RETAINED UNTIL AFTER THE LANDS THEY ARE PROTECTING ARE COMPLETELY REHABILITATED.
 - CONTRACTOR TO DESIGN/SIZE/CONSTRUCT TEMPORARY SEDIMENT BASIN, WATER SHOULD BE ALLOWED TO SETTLE BEFORE DISCHARGE. CONTRACTOR MUST VERIFY THAT WATER QUALITY MEETS AUTHORITIES REQUIREMENTS PRIOR TO DISCHARGE. ACCUMULATED SEDIMENT SHOULD THEN BE REMOVED & DISPOSED OF IN ACCORDANCE WITH ENVIRONMENTAL MANAGEMENT PROCEDURES.
- ### SITE INSPECTION & MAINTENANCE CONDITIONS
- THE SITE MANAGER WILL INSPECT THE SITE AT LEAST WEEKLY AND WILL:
- ENSURE THAT DRAINS OPERATE PROPERLY & TO EFFECT ANY NECESSARY REPAIRS
 - REMOVE SPILLED SAND OR OTHER MATERIALS FROM HAZARDOUS AREAS, INCLUDING LANDS CLOSER THAN 5m FROM AREAS OF LIKELY CONCENTRATED OR HIGH VELOCITY FLOWS ESPECIALLY WATERWAYS & PAVED AREAS.
 - REMOVE TRAPPED SEDIMENT WHENEVER LESS THAN DESIGN CAPACITY REMAINS WITHIN THE STRUCTURE
 - ENSURE REHABILITATED LANDS HAVE EFFECTIVELY REDUCED THE EROSION HAZARD AND TO INITIATE UPGRADING OR REPAIR AS APPROPRIATE.
 - CONSTRUCT ADDITIONAL EROSION AND/OR SEDIMENT CONTROL WORKS AS MIGHT BECOME NECESSARY TO ENSURE THE DESIRED PROTECTION IS GIVEN TO DOWNSLOPE LANDS AND WATERWAYS.
 - MAINTAIN EROSION & SEDIMENT CONTROL MEASURES IN A FULLY FUNCTIONING CONDITION UNTIL ALL EARTHWORK ACTIVITIES ARE COMPLETED AND THE SITE IS REHABILITATED.
 - REMOVE TEMPORARY SOIL CONSERVATION STRUCTURES AS THE LAST ACTIVITY IN THE REHABILITATION PROGRAM.
- AS PART OF THE STATUTORY DILIGENCE OF CARE RESPONSIBILITIES, THE SITE MANAGER WILL KEEP A LOGBOOK MAKING ENTRIES AT LEAST WEEKLY, IMMEDIATELY BEFORE FORECAST RAIN AND AFTER RAINFALL. ENTRIES WILL INCLUDE:
- THE VOLUME & INTENSITY OF ANY RAINFALL EVENTS
 - THE CONDITION OF ANY SOIL & WATER MANAGEMENT WORKS
 - THE CONDITION OF VEGETATION & ANY NEED TO IRRIGATE
 - THE NEED FOR DUST PREVENTION STRATEGIES
 - ANY REMEDIAL WORKS TO BE UNDERTAKEN
- THE BOOK WILL BE KEPT ON-SITE & MADE AVAILABLE TO ANY AUTHORISED PERSON ON REQUEST. IT WILL BE GIVEN TO THE PROJECT MANAGER AT THE CONCLUSION OF WORKS.

NOTE: CONTRACTOR TO CHECK AND VERIFY ALL DIMENSIONS ON SITE PRIOR TO COMMENCEMENT OF WORK OR PREPARATION OF SHOP DRAWINGS DO NOT SCALE THIS DRAWING.

ISSUE	DATE	FOR
A	28/07/19	ISSUED FOR INFORMATION
B	18/07/19	ISSUED FOR INFORMATION
C	09/08/19	ISSUED FOR INFORMATION
D	04/09/19	ISSUED FOR SUP
E	23/07/19	ISSUED FOR SS24

NOTE: ALL DRAWINGS TO BE READ IN CONJUNCTION WITH THE TRADE PACKAGE COVER SHEET AND NOTES



SOIL AND WATER MANAGEMENT LEGEND

	SEDIMENT FENCE		GEOTEXTILE PIT FILTER / FILTER SURROUNDING INSTALLED ON EXISTING PIT
	TEMPORARY SHAKER RAMP FOR ENTRY/EXIT		SANDBAGS INSTALLED ON EXISTING PIT
	TEMPORARY STOCKPILE (LOCATION TBC ON-SITE)		STRAW BALE FILTER
	EARLY WORKS STORMWATER LINE		EARLY WORKS TEMPORARY STORMWATER LINE
	EARLY WORKS SURFACE INLET PIT		EARLY WORKS JUNCTION PIT

NOTE: THE PROPOSED TRUNK DRAINAGE SYSTEM AS SHOWN ARE TO BE CONSTRUCTED PRIOR TO CONSTRUCTION WORKS OF BUILDING AND ACT AS DIVERSION SYSTEM FOR THE UPSTREAM CATCHMENT



ALL EXISTING PROPERTY SERVICES' LOCATIONS AND DEPTHS ARE APPROXIMATE AND MUST BE VERIFIED ON SITE. THE CONTRACTOR SHOULD SUPPLY PRECISE LOCATIONS AND DEPTHS TO THE ENGINEER FOR REVIEW PRIOR TO ANY WORKS THAT MAY AFFECT THESE SERVICES.

WARNING
 NO DRAINAGE WORKS SHALL COMMENCE UNTIL THE CONTRACTOR CONFIRMS THE ALL OF ALL EXISTING DRAINS, AND CONFIRMS IN WRITING WITH THE ENGINEERING SUPERVISOR.

WARNING
 BEWARE OF UNDERGROUND SERVICES
 THE LOCATIONS OF UNDERGROUND SERVICES SHOWN ARE APPROXIMATE ONLY AND THEIR EXACT POSITION SHOULD BE PROVEN ON SITE.

Designed: JH
 Drawn: JH
 Project Director Approved: _____ Date: _____



CPB CONTRACTORS
 TEL 02 9414 5333 FAX 02 9414 3500
 ARCHITECTURE
 BVN ARCHITECTURE PTY LTD
 TEL 02 8297 7200 FAX 02 8297 7299
 MECHANICAL
 STEENSEN WARMING
 TEL 02 9967 2200
 ELECTRICAL/COMMS

STEENSEN WARMING
 TEL 02 9967 2200
 HYDRAULIC

WSP
 TEL 02 9299 1312 FAX 02 9290 1295
 BCA/CD/IFRE

ESD / GREEN STAR

FIRE SERVICES

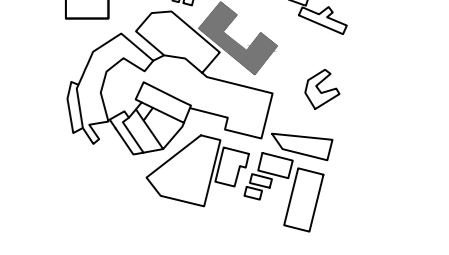
LANDSCAPE

MEDICAL GAS

PROJECT

BONACCI PROJECT NUMBER

DRAWING KEY



TRUE NORTH PROJECT NORTH
 SCALE 1:250 @A0 DO NOT SCALE

STATUS
 PRELIMINARY DRAWING

SOIL AND WATER MANAGEMENT PLAN
 SHEET 2

DRAWING NUMBER
 NHR-BON-DRW-CIV-TB1
 0001002

WARNING
NO DRAINAGE WORKS SHALL COMMENCE UNTIL THE CONTRACTOR CONFIRMS THE I.L. OF ALL EXISTING DRAINS, AND CONFIRMS IN WRITING WITH THE ENGINEERING SUPERVISOR.



ALL EXISTING PROPERTY SERVICES' LOCATIONS AND DEPTHS ARE APPROXIMATE AND MUST BE VERIFIED ON SITE. THE CONTRACTOR SHOULD SUPPLY PRECISE LOCATIONS AND DEPTHS TO THE ENGINEER FOR REVIEW PRIOR TO ANY WORKS THAT MAY AFFECT THESE SERVICES.

WARNING
BWARE OF UNDERGROUND SERVICES
THE LOCATIONS OF UNDERGROUND SERVICES SHOWN ARE APPROXIMATE ONLY AND THEIR EXACT POSITION SHOULD BE PROVEN ON SITE.



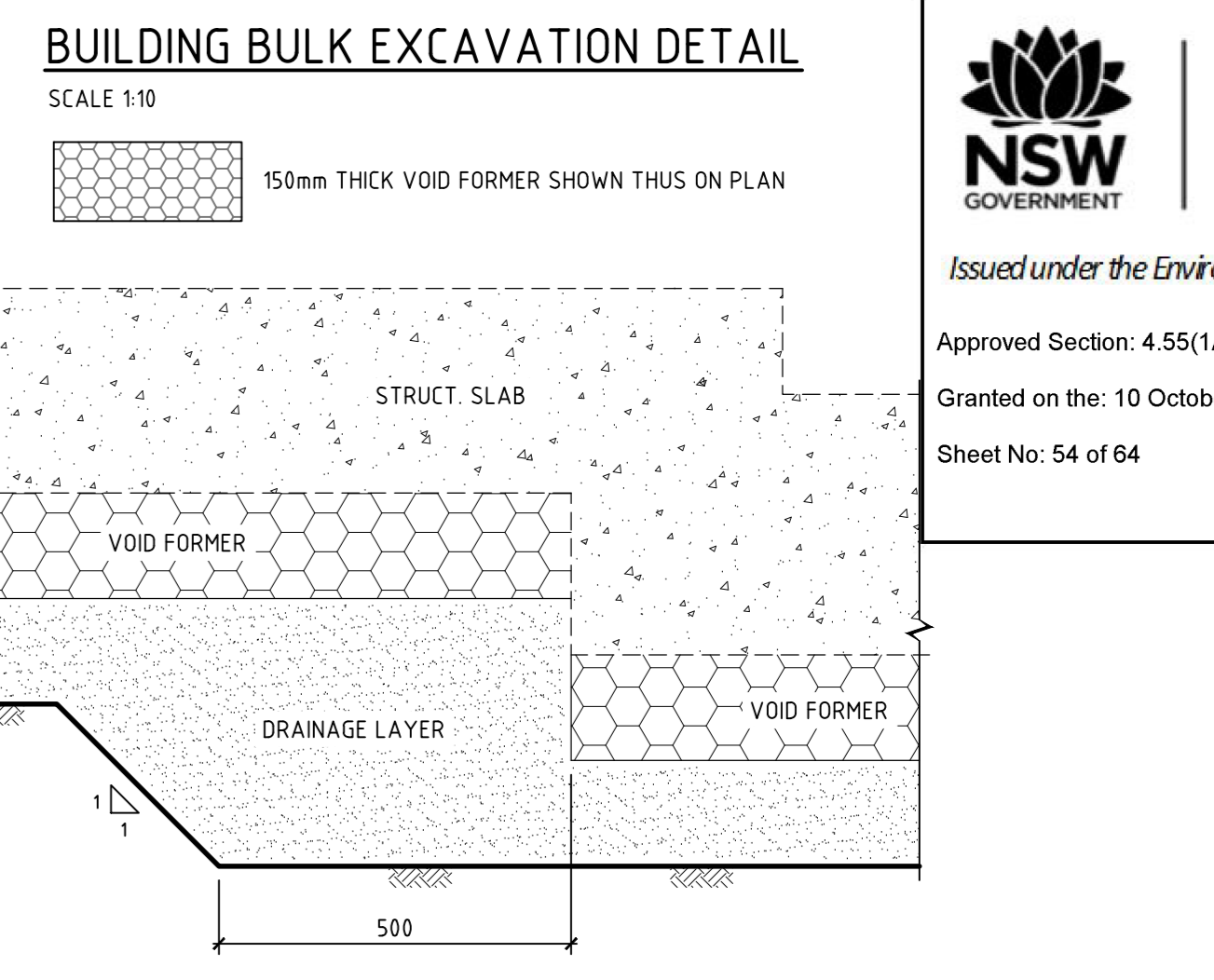
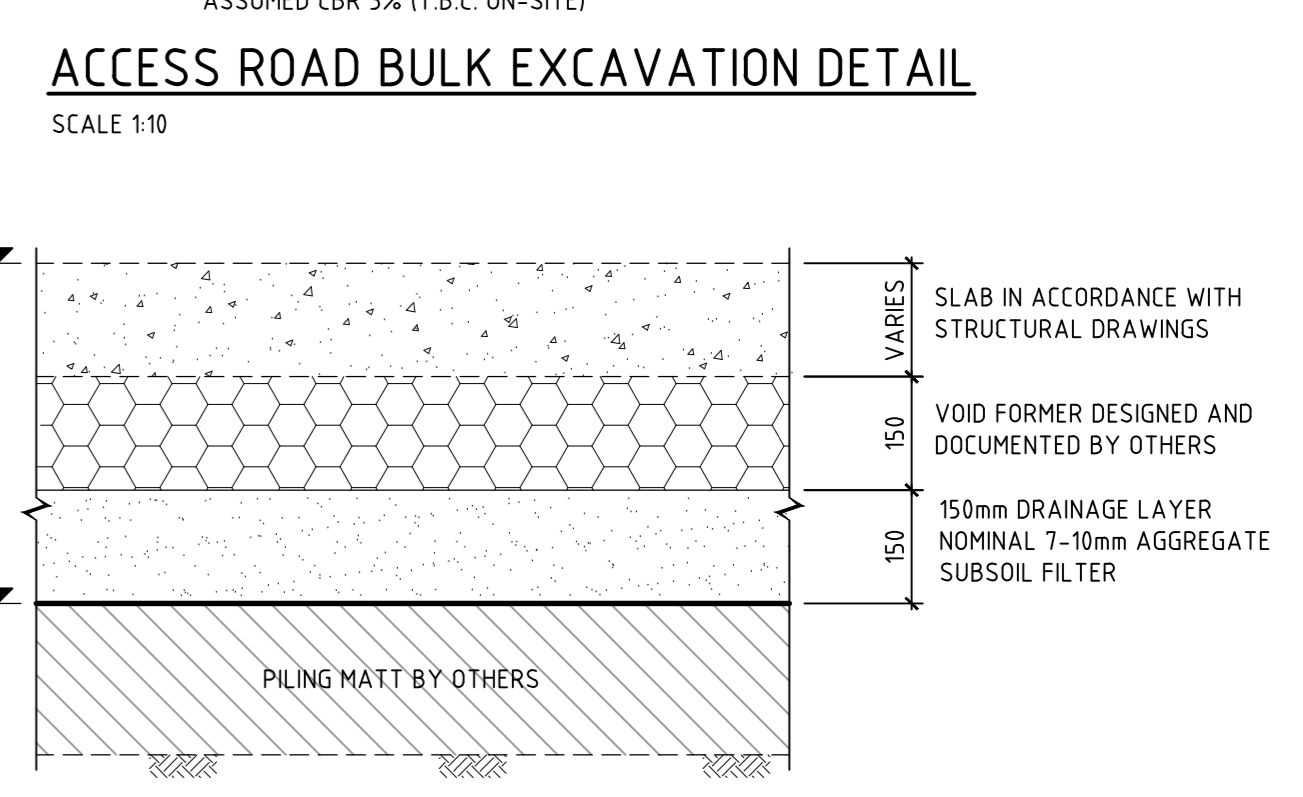
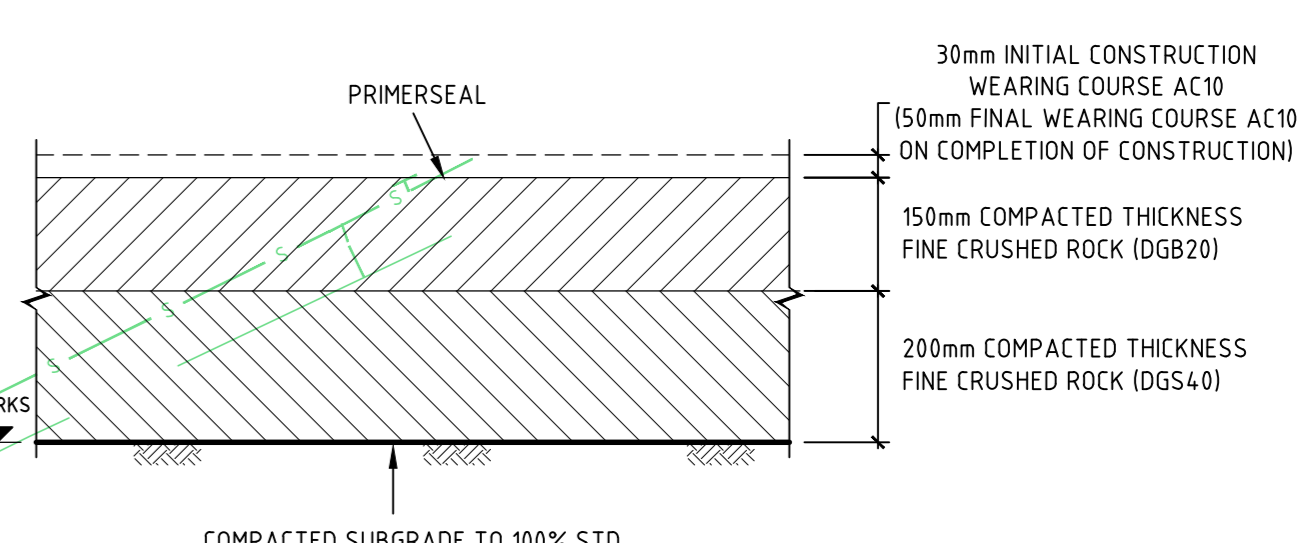
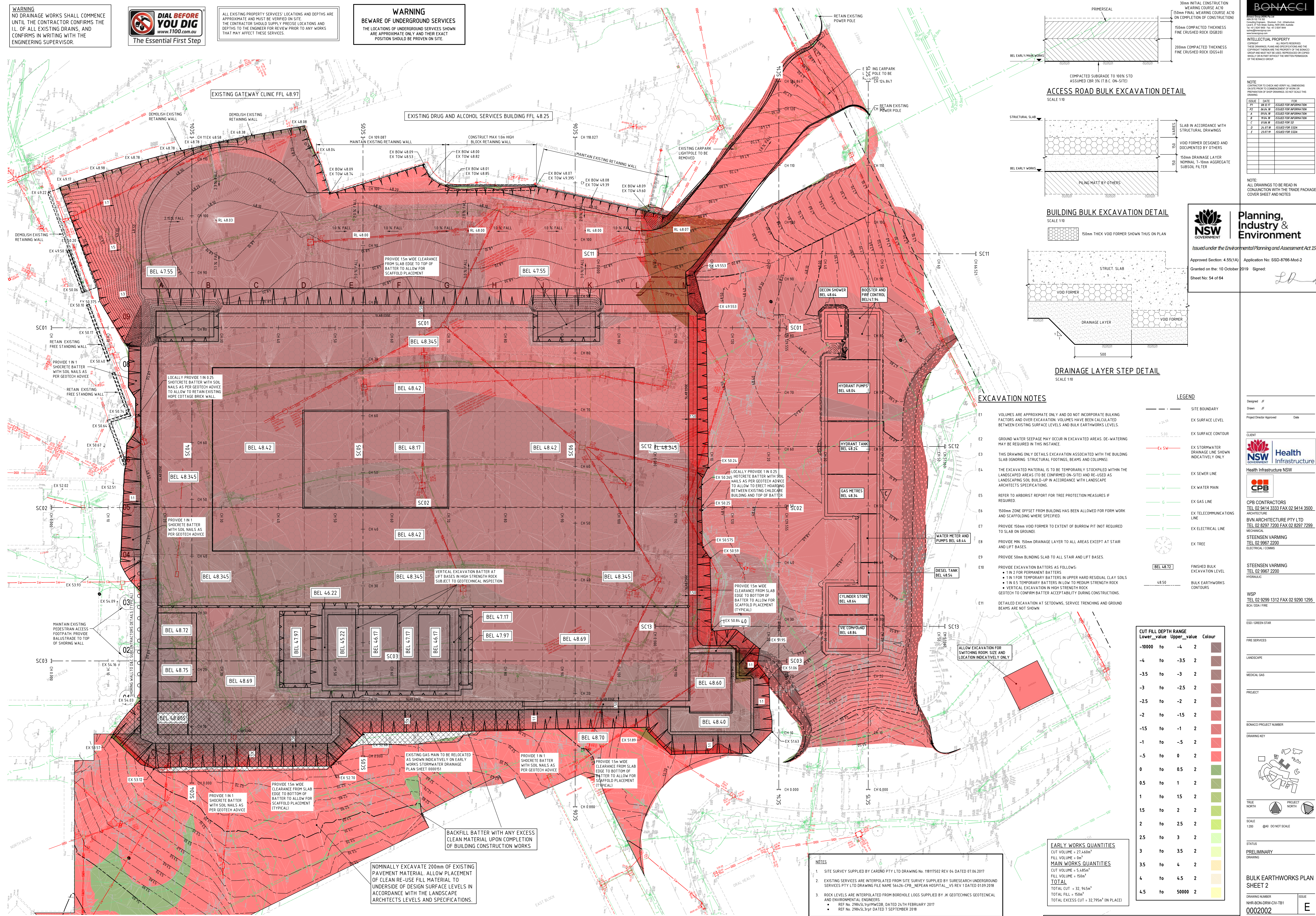
INTELLECTUAL PROPERTY RIGHTS RESERVED. ALL RIGHTS RESERVED. THE CONTRACTOR SHALL BE RESPONSIBLE FOR OBTAINING ALL NECESSARY PERMITS AND APPROVALS FROM THE RELEVANT AUTHORITIES. THE CONTRACTOR SHALL BE RESPONSIBLE FOR OBTAINING ALL NECESSARY PERMITS AND APPROVALS FROM THE RELEVANT AUTHORITIES.

NOTE: CONTRACTOR TO CHECK AND VERIFY ALL DIMENSIONS ON SITE PRIOR TO COMMENCEMENT OF WORKS. PREPARATION OF SHOP DRAWINGS DO NOT SCALE THIS DRAWING.

NO.	DATE	FOR
1	08/07/19	ISSUED FOR INFORMATION
2	08/07/19	ISSUED FOR INFORMATION
3	08/07/19	ISSUED FOR INFORMATION
4	08/07/19	ISSUED FOR INFORMATION
5	08/07/19	ISSUED FOR INFORMATION
6	08/07/19	ISSUED FOR INFORMATION
7	08/07/19	ISSUED FOR INFORMATION
8	08/07/19	ISSUED FOR INFORMATION
9	08/07/19	ISSUED FOR INFORMATION
10	08/07/19	ISSUED FOR INFORMATION

NOTE: ALL DRAWINGS TO BE READ IN CONJUNCTION WITH THE TRADE PACKAGE COVER SHEET AND NOTES.

Planning, Industry & Environment
NSW GOVERNMENT
Issued under the Environmental Planning and Assessment Act 1979
Approved Section: 4.55(1A) Application No: SSD-8786-Mod-2
Granted on the: 10 October 2019 Signed: [Signature]



EXCAVATION NOTES

- E1 VOLUMES ARE APPROXIMATE ONLY AND DO NOT INCORPORATE BULKING FACTORS AND OVER EXCAVATION. VOLUMES HAVE BEEN CALCULATED BETWEEN EXISTING SURFACE LEVELS AND BULK EARTHWORKS LEVELS.
- E2 GROUND WATER SEEPAGE MAY OCCUR IN EXCAVATED AREAS. DE-WATERING MAY BE REQUIRED IN THIS INSTANCE.
- E3 THIS DRAWING ONLY DETAILS EXCAVATION ASSOCIATED WITH THE BUILDING SLAB (IGNORING STRUCTURAL FOOTINGS, BEAMS AND COLUMNS).
- E4 THE EXCAVATED MATERIAL IS TO BE TEMPORARILY STOCKPILED WITHIN THE LANDSCAPED AREAS (TO BE CONFIRMED ON-SITE) AND RE-USED AS LANDSCAPING SOIL BUILD-UP IN ACCORDANCE WITH LANDSCAPE ARCHITECT'S SPECIFICATIONS.
- E5 REFER TO ARBORIST REPORT FOR TREE PROTECTION MEASURES IF REQUIRED.
- E6 1500mm ZONE OFFSET FROM BUILDING HAS BEEN ALLOWED FOR FORM WORK AND SCAFFOLDING WHERE SPECIFIED.
- E7 PROVIDE 150mm VOID FORMER TO EXTENT OF BURROW PIT (NOT REQUIRED TO SLAB ON GROUND).
- E8 PROVIDE MIN. 150mm DRAINAGE LAYER TO ALL AREAS EXCEPT AT STAIR AND LIFT BASES.
- E9 PROVIDE 50mm BLINDING SLAB TO ALL STAIR AND LIFT BASES.
- E10 PROVIDE EXCAVATION BATTERS AS FOLLOWS:
 - 1 IN 2 FOR PERMANENT BATTERS
 - 1 IN 1 FOR TEMPORARY BATTERS IN UPPER HARD RESIDUAL CLAY SOILS
 - 1 IN 0.5 TEMPORARY BATTERS IN LOW TO MEDIUM STRENGTH ROCK
 - VERTICAL EXCAVATION IN HIGH STRENGTH ROCK
 - GEOTECH TO CONFIRM BATTER ACCEPTABILITY DURING CONSTRUCTIONS.
- E11 DETAILED EXCAVATION AT SETPOINTS, SERVICE TRENCHING AND GROUND BEAMS ARE NOT SHOWN.

LEGEND

[Symbol]	SITE BOUNDARY
[Symbol]	EX SURFACE LEVEL
[Symbol]	EX SURFACE CONTOUR
[Symbol]	EX STORMWATER DRAINAGE LINE SHOWN INDICATIVELY ONLY
[Symbol]	EX SEWER LINE
[Symbol]	EX WATER MAIN
[Symbol]	EX GAS LINE
[Symbol]	EX TELECOMMUNICATIONS LINE
[Symbol]	EX ELECTRICAL LINE
[Symbol]	EX TREE
[Symbol]	BEL 48.72 FINISHED BULK EXCAVATION LEVEL
[Symbol]	48.50 BULK EARTHWORKS CONTOURS

CUT FILL DEPTH RANGE

Lower_value	Upper_value	Colour
-10.00	to -4	2
-4	to -3.5	2
-3.5	to -3	2
-3	to -2.5	2
-2.5	to -2	2
-2	to -1.5	2
-1.5	to -1	2
-1	to -0.5	2
-0.5	to 0	2
0	to 0.5	2
0.5	to 1	2
1	to 1.5	2
1.5	to 2	2
2	to 2.5	2
2.5	to 3	2
3	to 3.5	2
3.5	to 4	2
4	to 4.5	2
4.5	to 50000	2

EARLY WORKS QUANTITIES
CUT VOLUME = 27,460m³
FILL VOLUME = 0m³

MAIN WORKS QUANTITIES
CUT VOLUME = 5,485m³
FILL VOLUME = 150m³
TOTAL
TOTAL CUT = 32,945m³
TOTAL FILL = 150m³
TOTAL EXCESS CUT = 32,795m³ (IN PLACE)

- NOTES**
- SITE SURVEY SUPPLIED BY CARONO PTY LTD DRAWING NO. 18117502 REV 04 DATED 07.06.2017
 - EXISTING SERVICES ARE INTERPOLATED FROM SITE SURVEY SUPPLIED BY SURESEARCH UNDERGROUND SERVICES PTY LTD DRAWING FILE NAME 56426-CPB-NEPEAN HOSPITAL_V5_REV 1 DATED 01.09.2018
REF No. 29845Lp1P1MWB08, DATED 24TH FEBRUARY 2017
 - ROCK LEVELS ARE INTERPOLATED FROM BOREHOLE LOGS SUPPLIED BY JK GEOTECHNICS GEOTECHNICAL AND ENVIRONMENTAL ENGINEERS
REF No. 29845Lp1P1MWB08, DATED 24TH FEBRUARY 2017
REF No. 29845Lp1P1MWB08, DATED 7 SEPTEMBER 2018

THIS DRAWING MAY BE PREPARED IN COLOUR AND MAY BE INCOMPLETE IF COPIED

Design: [Signature]
Drawn: [Signature]
Project Director Approved: [Signature] Date: [Date]

CLIENT
NSW GOVERNMENT Health Infrastructure
Health Infrastructure NSW

CPB CONTRACTORS
TEL 02 9414 5333 FAX 02 9414 3500
ARCHITECTURE
BVN ARCHITECTURE PTY LTD
TEL 02 8297 7200 FAX 02 8297 7299
MECHANICAL
STEENSENS WARMING
TEL 02 9967 2200
ELECTRICAL COUPLERS
STEENSENS WARMING
TEL 02 9967 2200
HYDRALIC

WSP
TEL 02 9299 1312 FAX 02 9290 1295
BCA / ODA / FIRE

ESD / GREEN STAR

FIRE SERVICES

LANDSCAPE

MEDICAL GAS

PROJECT

BONACCI PROJECT NUMBER

DRAWING KEY

TRUE NORTH PROJECT NORTH

SCALE 1:200 @A0 DO NOT SCALE

STATUS
PRELIMINARY DRAWING

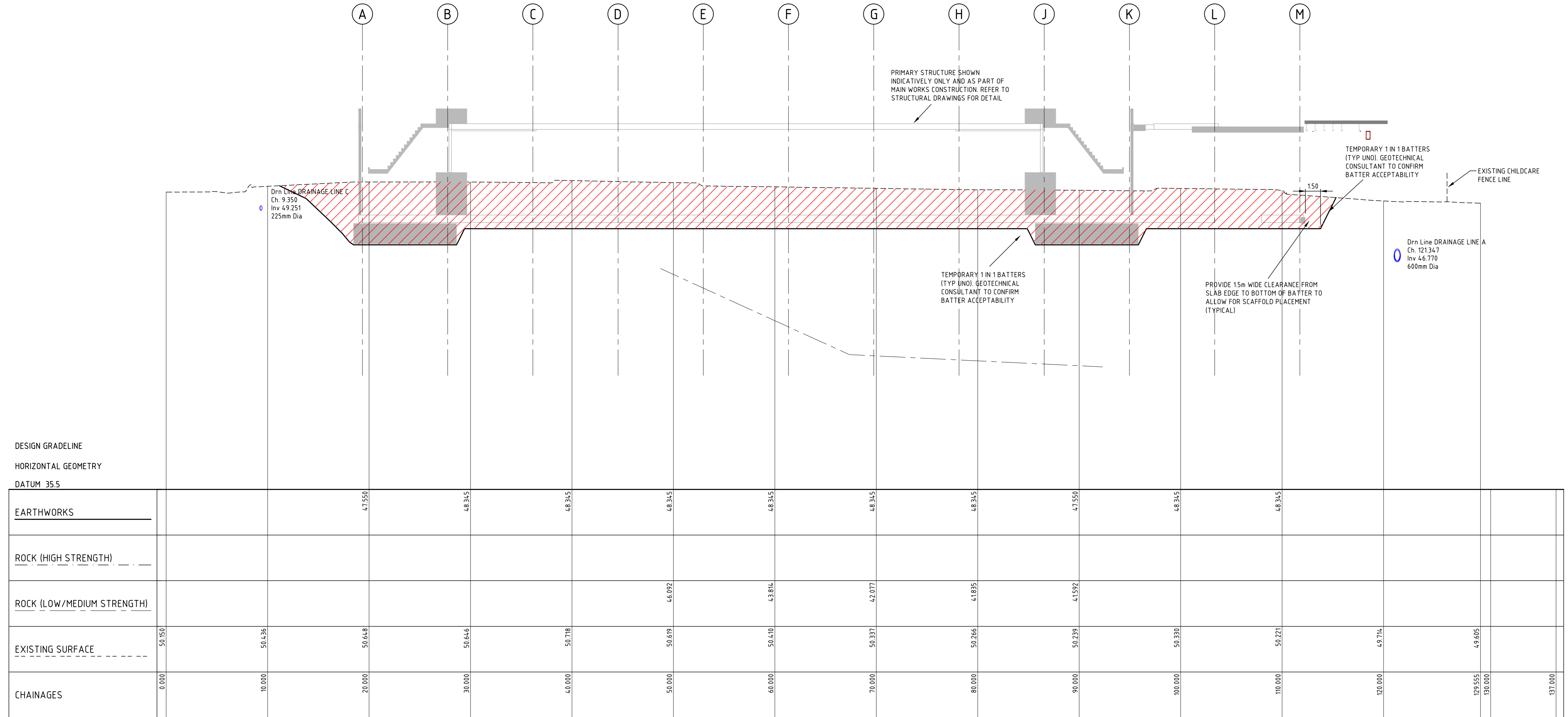
BULK EARTHWORKS PLAN SHEET 2

DRAWING NUMBER: NHR-BON-DRW-CIV-TB1
ISSUE: 0002002
E

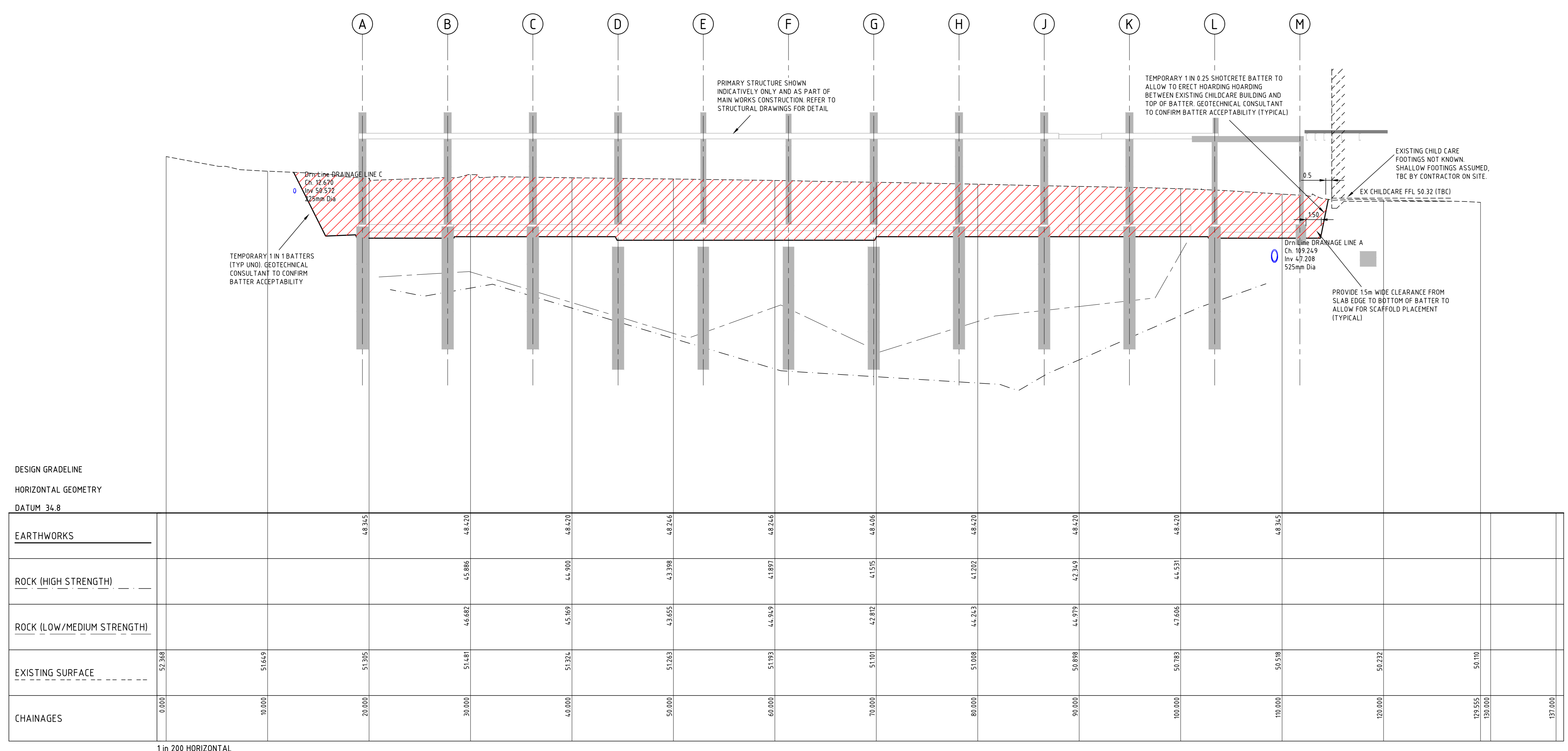
ISSUE	DATE	FOR
1	2018/02/27	ISSUED FOR INFORMATION
2	2018/04/10	ISSUED FOR INFORMATION
3	2018/04/10	ISSUED FOR INFORMATION
4	2018/04/10	ISSUED FOR INFORMATION
5	2018/04/10	ISSUED FOR INFORMATION
6	2018/04/10	ISSUED FOR INFORMATION
7	2018/04/10	ISSUED FOR INFORMATION
8	2018/04/10	ISSUED FOR INFORMATION
9	2018/04/10	ISSUED FOR INFORMATION
10	2018/04/10	ISSUED FOR INFORMATION

NSW GOVERNMENT
Planning, Industry & Environment
 Issued under the Environmental Planning and Assessment Act 1979

Approved Section: 4.55(1A) Application No: SSD-8766-Mod-2
 Granted on the: 10 October 2019 Signed: *LD*
 Sheet No: 55 of 64



1 in 200 HORIZONTAL
 1 in 100 VERTICAL
SC01 LONGITUDINAL SECTION



1 in 200 HORIZONTAL
 1 in 100 VERTICAL
SC02 LONGITUDINAL SECTION

WARNING
 NO DRAINAGE WORKS SHALL COMMENCE
 UNTIL THE CONTRACTOR CONFIRMS THE
 I.L. OF ALL EXISTING DRAINS, AND
 CONFIRMS IN WRITING WITH THE
 ENGINEERING SUPERVISOR.

ALL EXISTING PROPERTY SERVICES' LOCATIONS AND DEPTHS ARE
 APPROXIMATE AND MUST BE VERIFIED ON SITE.
 THE CONTRACTOR SHOULD SUPPLY PRECISE LOCATIONS AND
 DEPTHS TO THE ENGINEER FOR REVIEW PRIOR TO ANY WORKS
 THAT MAY AFFECT THESE SERVICES.

WARNING
BEWARE OF UNDERGROUND SERVICES
 THE LOCATIONS OF UNDERGROUND SERVICES SHOWN
 ARE APPROXIMATE ONLY AND THEIR EXACT
 POSITION SHOULD BE PROVEN ON SITE.

LEGEND
 CUT FROM EXISTING SURFACE
 TO BULK EARTHWORK LEVEL

- NOTES**
- REFER TO STRUCTURAL DRAWINGS FOR DETAILED EXCAVATION TO BUILDING STRUCTURES (IE EDGE BEAMS, ETC)
 - SITE SURVEY SUPPLIED BY CARDNO PTY LTD DRAWING No. 118117502 REV 04 DATED 07.06.2017
 - EXISTING SERVICES ARE INTERPOLATED FROM SITE SURVEY SUPPLIED BY SURESEARCH UNDERGROUND SERVICES PTY LTD DRAWING FILE NAME 56426-CPB_NEPHAN HOSPITAL_V5 REV 1 DATED 01.09.2018
 - ROCK LEVELS ARE INTERPOLATED FROM BOREHOLE LOGS SUPPLIED BY JK GEOTECHNICS GEOTECHNICAL AND ENVIRONMENTAL ENGINEERS
 - REF No. 298454 19/04/2018 DATED 24TH FEBRUARY 2017
 - REF No. 298454 3/01/2018 DATED 7 SEPTEMBER 2018

Design: JF
 Draw: JF
 Project Director Approved: _____ Date: _____

CLIENT

 Health Infrastructure NSW

CPB CONTRACTORS
 TEL 02 9414 5333 FAX 02 9414 3500
 ARCHITECTURE
BVN ARCHITECTURE PTY LTD
 TEL 02 8297 7200 FAX 02 8297 7299
 MECHANICAL
STEENSENS WARMING
 TEL 02 9967 2200
 ELECTRICAL / COMMS

DIAL BEFORE YOU DIG
 www.1100.com.au
 The Essential First Step

STEENSENS WARMING
 TEL 02 9967 2200
 HYDRAULIC

WSP
 TEL 02 9299 1312 FAX 02 9290 1295
 BCA / DDA / FIRE

ESD / GREEN STAR

FIRE SERVICES

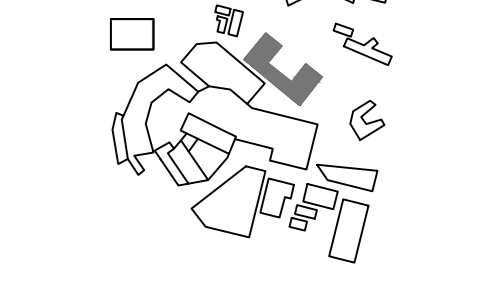
LANDSCAPE

MEDICAL GAS

PROJECT

BONACCI PROJECT NUMBER

DRAWING KEY



TRUE NORTH
 PROJECT NORTH

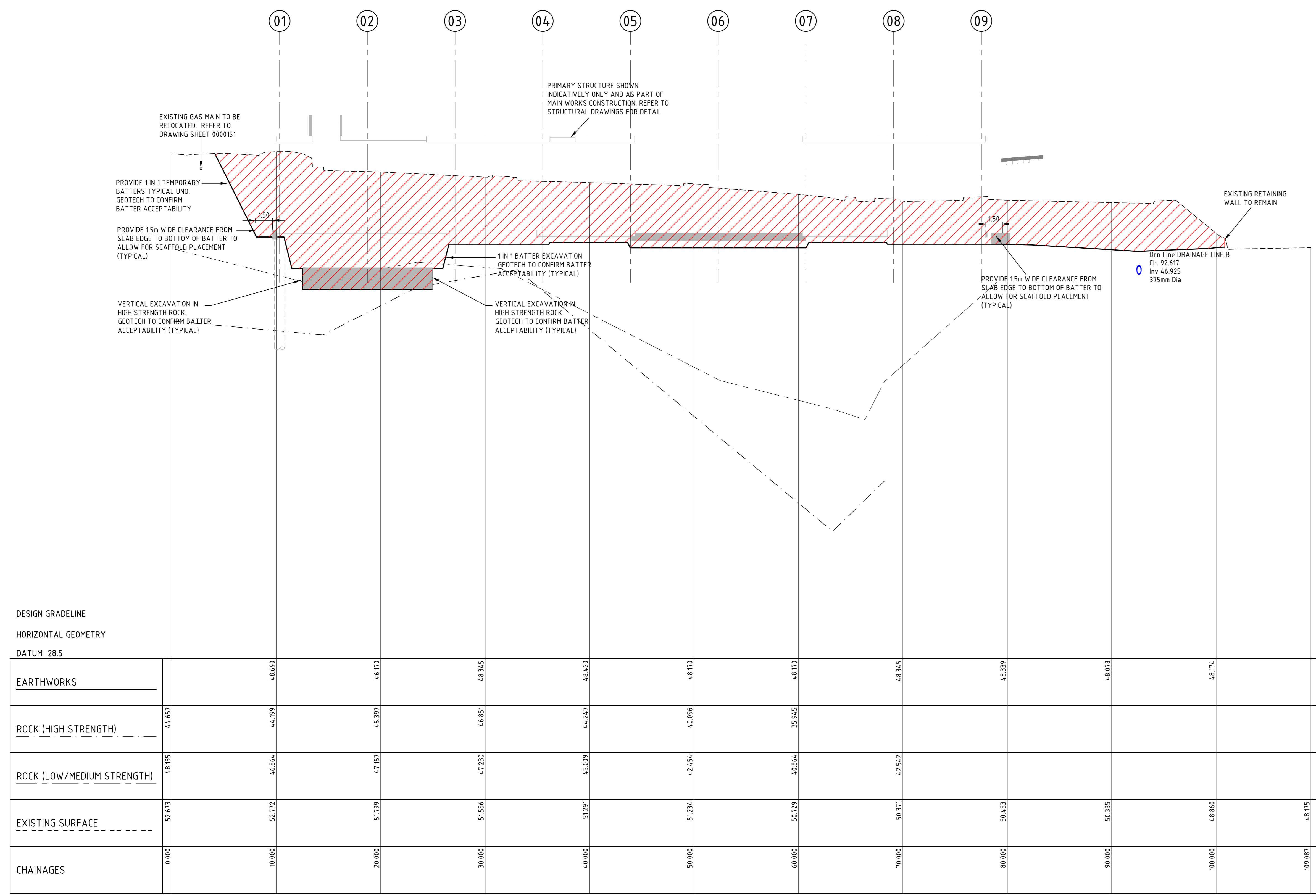
SCALE
 AS SHOWN @A@ DO NOT SCALE

STATUS

PRELIMINARY
 DRAWING

BULK EARTHWORKS
LONGITUDINAL SECTIONS
SHEET 1
 DRAWING NUMBER: NHR-BON-DRW-CIV-TB1
 ISSUE: 0002101

ISSUE	DATE	FOR
1	08/12/17	ISSUED FOR INFORMATION
2	09/04/18	ISSUED FOR INFORMATION
A	09/04/18	ISSUED FOR INFORMATION
B	09/04/18	ISSUED FOR INFORMATION
C	09/04/18	ISSUED FOR SD
D	23/07/19	ISSUED FOR SS04



DESIGN GRADELINE
 HORIZONTAL GEOMETRY

DATUM 28.5

	01	02	03	04	05	06	07	08	09	
EARTHWORKS	48.690	46.170	48.345	48.120	48.170	48.170	48.345	48.339	48.070	48.120
ROCK (HIGH STRENGTH)	44.457	44.195	44.981	44.127	40.896	35.945				
ROCK (LOW/MEDIUM STRENGTH)	48.335	46.864	47.757	45.909	42.454	40.864	42.542			
EXISTING SURFACE	52.073	52.772	51.799	51.956	51.291	51.234	50.371	50.451	50.235	48.869
CHAINAGES	0.000	10.000	20.000	30.000	40.000	50.000	60.000	70.000	80.000	90.000

1 in 200 HORIZONTAL
 1 in 100 VERTICAL

SC05 LONGITUDINAL SECTION

NSW GOVERNMENT | **Planning, Industry & Environment**
 Issued under the Environmental Planning and Assessment Act 1979
 Approved Section: 4.55(1A) Application No: SSD-8766-Mod-2
 Granted on the: 10 October 2019 Signed: *LD*
 Sheet No: 57 of 64

Designed: JF
 Drawn: JF
 Project Director Approved: _____ Date: _____

CLIENT

 Health Infrastructure NSW

CPB CONTRACTORS
 TEL 02 9414 5333 FAX 02 9414 3500
 ARCHITECTURE
BVN ARCHITECTURE PTY LTD
 TEL 02 8297 7200 FAX 02 8297 7299
 MECHANICAL
STEENSEN WARMING
 TEL 02 9967 2200
 ELECTRICAL / COMMS

STEENSEN WARMING
 TEL 02 9967 2200
 HYDRAULIC

WSP
 TEL 02 9299 1312 FAX 02 9290 1295
 BCA / DDA / FIRE

ESD / GREEN STAR

FIRE SERVICES

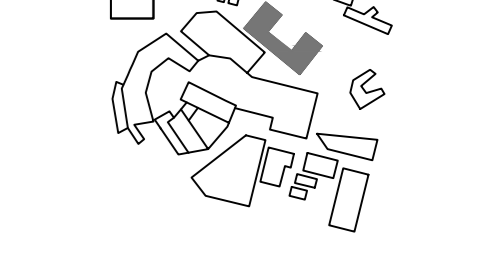
LANDSCAPE

MEDICAL GAS

PROJECT

BONACCI PROJECT NUMBER

DRAWING KEY



TRUE NORTH PROJECT NORTH
 SCALE AS SHOWN @A0 DO NOT SCALE

STATUS
PRELIMINARY
 DRAWING

BULK EARTHWORKS
 LONGITUDINAL SECTIONS
 SHEET 3

DRAWING NUMBER ISSUE
 NHR-BON-DRW-CIV-TB1 0002103 D



WARNING
 NO DRAINAGE WORKS SHALL COMMENCE UNTIL THE CONTRACTOR CONFIRMS THE I.L. OF ALL EXISTING DRAINS, AND CONFIRMS IN WRITING WITH THE ENGINEERING SUPERVISOR.

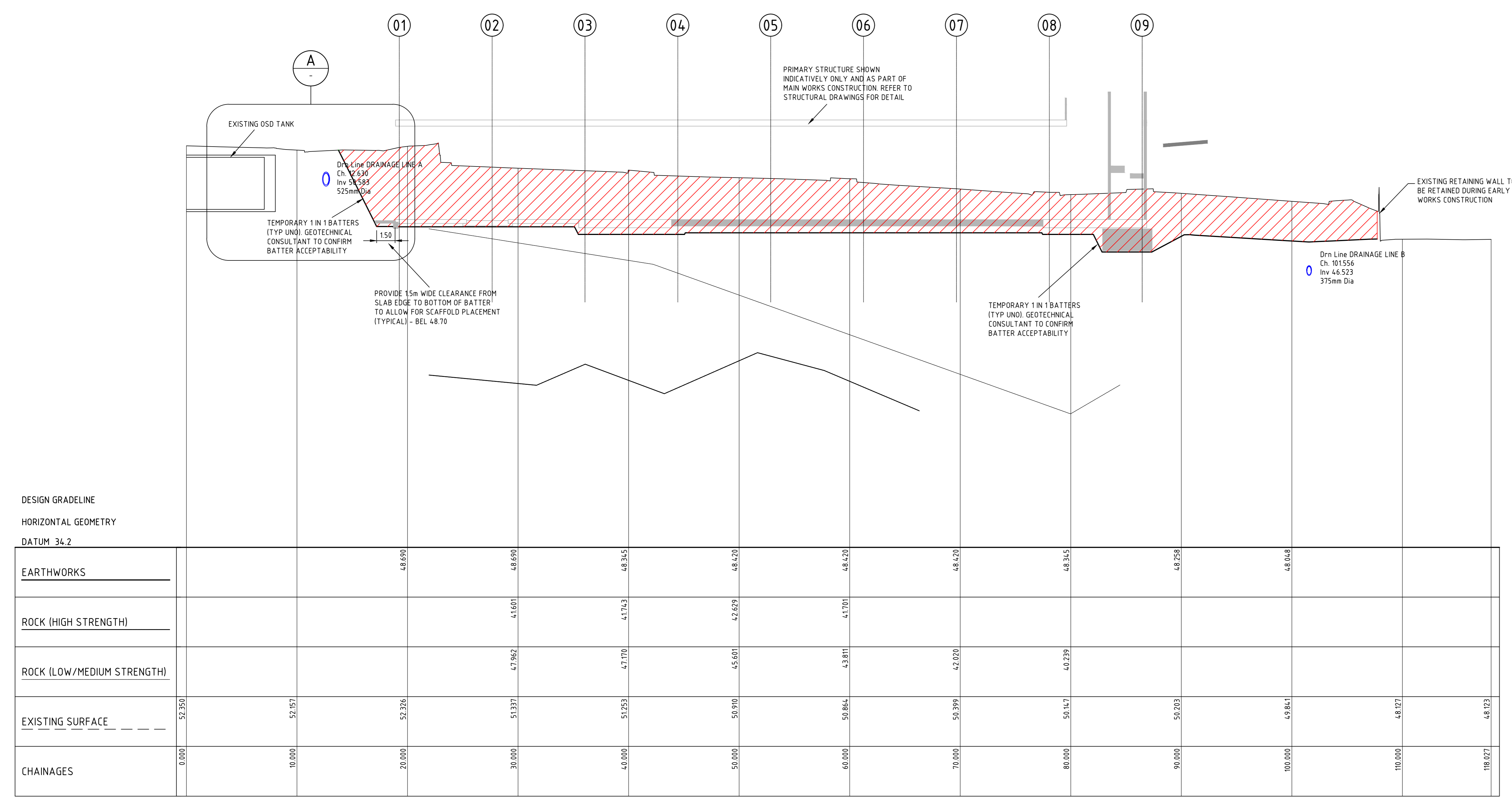
ALL EXISTING PROPERTY SERVICES' LOCATIONS AND DEPTHS ARE APPROXIMATE AND MUST BE VERIFIED ON SITE. THE CONTRACTOR SHOULD SUPPLY PRECISE LOCATIONS AND DEPTHS TO THE ENGINEER FOR REVIEW PRIOR TO ANY WORKS THAT MAY AFFECT THESE SERVICES.

WARNING
 BEWARE OF UNDERGROUND SERVICES
 THE LOCATIONS OF UNDERGROUND SERVICES SHOWN ARE APPROXIMATE ONLY AND THEIR EXACT POSITION SHOULD BE PROVEN ON SITE.

LEGEND
 CUT FROM EXISTING SURFACE TO BULK EARTHWORK LEVEL

- NOTES**
- REFER TO STRUCTURAL DRAWINGS FOR DETAILED EXCAVATION TO BUILDING STRUCTURES (IE EDGE BEAMS, ETC)
 - SITE SURVEY SUPPLIED BY CARDNO PTY LTD DRAWING No. 118117502 REV 04 DATED 07.06.2017
 - EXISTING SERVICES ARE INTERPOLATED FROM SITE SURVEY SUPPLIED BY SURESEARCH UNDERGROUND SERVICES PTY LTD DRAWING FILE NAME 56426-CPB_NEPHAN HOSPITAL_V5 REV 1 DATED 01.09.2018
 - ROCK LEVELS ARE INTERPOLATED FROM BOREHOLE LOGS SUPPLIED BY JK GEOTECHNICS GEOTECHNICAL AND ENVIRONMENTAL ENGINEERS
 - REF No. 298454 19/11/14/14/14/14 DATED 24TH FEBRUARY 2017
 - REF No. 298454 3/1/17 DATED 7 SEPTEMBER 2018

ISSUE	DATE	FOR
J	08/12/17	ISSUED FOR INFORMATION
K	09/04/18	ISSUED FOR INFORMATION
L	09/04/18	ISSUED FOR INFORMATION
M	23/07/19	ISSUED FOR INFO
N	23/07/19	ISSUED FOR ISGA



1 in 200 HORIZONTAL
 1 in 100 VERTICAL
SC06 LONGITUDINAL SECTION

DESIGN GRADELINE
 HORIZONTAL GEOMETRY
 DATUM 34.2

	01	02	03	04	05	06	07	08	09
EARTHWORKS	48.800	48.600	48.345	48.420	48.420	48.420	48.345	48.258	48.648
ROCK (HIGH STRENGTH)		41.600	41.742	42.627	41.700	41.700	41.700	41.700	41.700
ROCK (LOW/MEDIUM STRENGTH)		47.962	47.700	45.801	43.911	42.928	42.928	42.928	42.928
EXISTING SURFACE	52.350	52.151	52.326	51.337	51.923	51.910	51.864	50.399	50.203
CHAINAGES	0.000	10.000	20.000	30.000	40.000	50.000	60.000	70.000	80.000

NSW GOVERNMENT | **Planning, Industry & Environment**
 Issued under the Environmental Planning and Assessment Act 1979
 Approved Section: 4.55(1A) Application No: SSD-8766-Mod-2
 Granted on the: 10 October 2019 Signed: *[Signature]*
 Sheet No: 58 of 64

Designed: JF
 Drawn: JF
 Project Director Approved: _____ Date: _____

NSW GOVERNMENT | **Health Infrastructure NSW**

CPB CONTRACTORS
 TEL 02 9414 5333 FAX 02 9414 3500
 ARCHITECTURE
BVN ARCHITECTURE PTY LTD
 TEL 02 8297 7200 FAX 02 8297 7299
 MECHANICAL
STEENSEN WARMING
 TEL 02 9967 2200
 ELECTRICAL / COMMS

STEENSEN WARMING
 TEL 02 9967 2200
 HYDRAULIC

WSP
 TEL 02 9299 1312 FAX 02 9290 1295
 BCA / DDA / FIRE

ESD / GREEN STAR

FIRE SERVICES

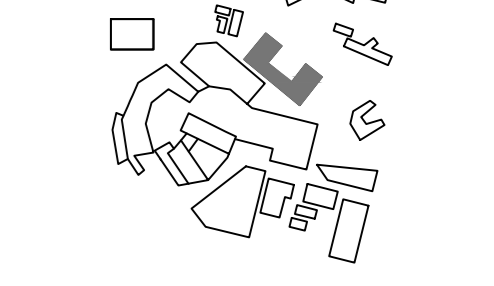
LANDSCAPE

MEDICAL GAS

PROJECT

BONACCI PROJECT NUMBER

DRAWING KEY



TRUE NORTH | **PROJECT NORTH**

SCALE
 AS SHOWN @ A/D DO NOT SCALE

STATUS
PRELIMINARY
 DRAWING

BULK EARTHWORKS LONGITUDINAL SECTIONS SHEET 4
 DRAWING NUMBER: NHR-BON-ORW-CIV-TB1
 ISSUE: 0002104



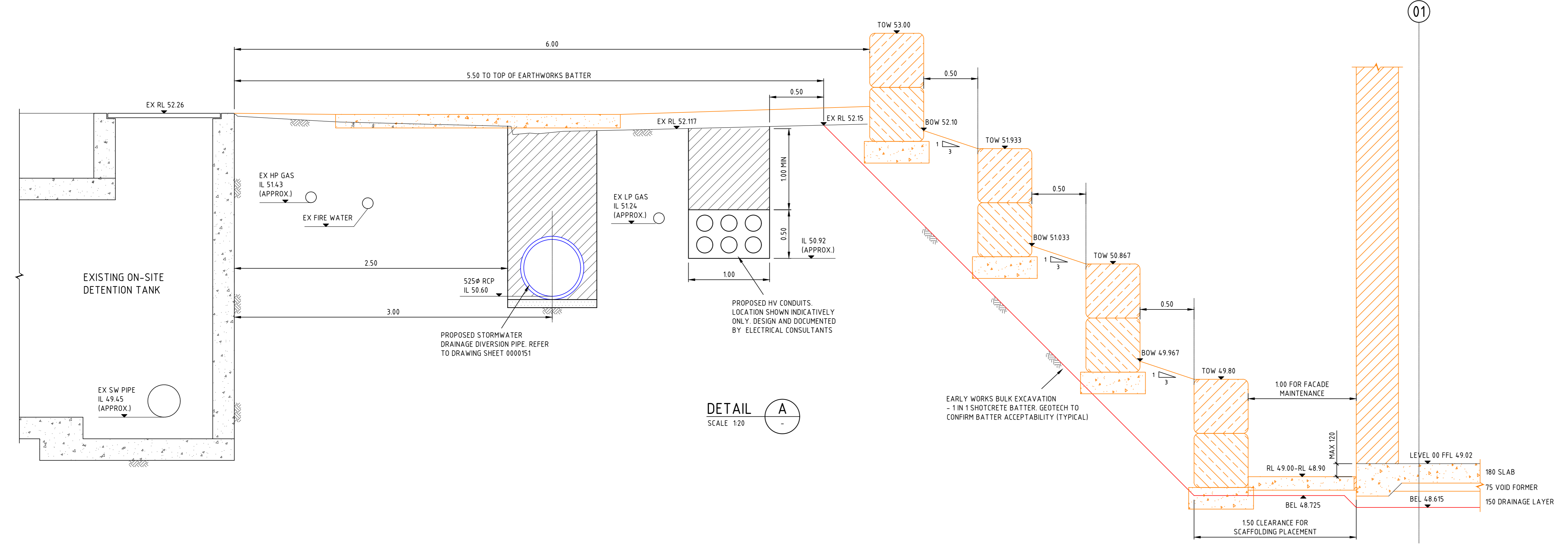
WARNING
 NO DRAINAGE WORKS SHALL COMMENCE UNTIL THE CONTRACTOR CONFIRMS THE I.L. OF ALL EXISTING DRAINS, AND CONFIRMS IN WRITING WITH THE ENGINEERING SUPERVISOR.

ALL EXISTING PROPERTY SERVICES' LOCATIONS AND DEPTHS ARE APPROXIMATE AND MUST BE VERIFIED ON SITE. THE CONTRACTOR SHOULD SUPPLY PRECISE LOCATIONS AND DEPTHS TO THE ENGINEER FOR REVIEW PRIOR TO ANY WORKS THAT MAY AFFECT THESE SERVICES.

WARNING
BEWARE OF UNDERGROUND SERVICES
 THE LOCATIONS OF UNDERGROUND SERVICES SHOWN ARE APPROXIMATE ONLY AND THEIR EXACT POSITION SHOULD BE PROVEN ON SITE.

LEGEND
 CUT FROM EXISTING SURFACE TO BULK EARTHWORK LEVEL

- NOTES**
- REFER TO STRUCTURAL DRAWINGS FOR DETAILED EXCAVATION TO BUILDING STRUCTURES (IE EDGE BEAMS, ETC)
 - SITE SURVEY SUPPLIED BY CARDNO PTY LTD DRAWING NO: 118117502 REV 04 DATED 07/06/2017
 - EXISTING SERVICES ARE INTERPOLATED FROM SITE SURVEY SUPPLIED BY SURESEARCH UNDERGROUND SERVICES PTY LTD DRAWING FILE NAME 56426-CPB_NEPHAN HOSPITAL_V5 REV 1 DATED 01/09/2018
 - ROCK LEVELS ARE INTERPOLATED FROM BOREHOLE LOGS SUPPLIED BY JK GEOTECHNICS GEOTECHNICAL AND ENVIRONMENTAL ENGINEERS
 - REF No: 298454-1gptm4w008, DATED 24TH FEBRUARY 2017
 - REF No: 298454-3gptm4w008, DATED 7 SEPTEMBER 2018



DETAIL A
 SCALE 1:20

NOTE:
 CONTRACTOR TO CHECK AND VERIFY ALL DIMENSIONS
 ON SITE PRIOR TO COMMENCEMENT OF WORK OR
 PREPARATION OF SHOP DRAWINGS. DO NOT SCALE THIS
 DRAWING.

ISSUE	DATE	FOR
1	2019.10.10	ISSUED FOR INFORMATION
2	2019.10.10	ISSUED FOR INFORMATION
3	2019.10.10	ISSUED FOR INFORMATION
4	2019.10.10	ISSUED FOR INFORMATION
5	2019.10.10	ISSUED FOR INFORMATION
6	2019.10.10	ISSUED FOR INFORMATION
7	2019.10.10	ISSUED FOR INFORMATION
8	2019.10.10	ISSUED FOR INFORMATION
9	2019.10.10	ISSUED FOR INFORMATION
10	2019.10.10	ISSUED FOR INFORMATION

NOTE:
 ALL DRAWINGS TO BE READ IN
 CONJUNCTION WITH THE TRADE PACKAGE
 COVER SHEET AND NOTES

Designed: JF
 Drawn: JF
 Project Director Approved: _____ Date: _____

CLIENT


CPB CONTRACTORS
 TEL 02 9414 5333 FAX 02 9414 3500
 ARCHITECTURE
 BVN ARCHITECTURE PTY LTD
 TEL 02 8297 7200 FAX 02 8297 7299
 MECHANICAL
 STEENSEN WARMING
 TEL 02 9967 2200
 ELECTRICAL / COMMS

STEENSEN WARMING
 TEL 02 9967 2200
 HYDRAULIC

WSP
 TEL 02 9299 1312 FAX 02 9290 1295
 BCA / DDA / FIRE

ESD / GREEN STAR

FIRE SERVICES

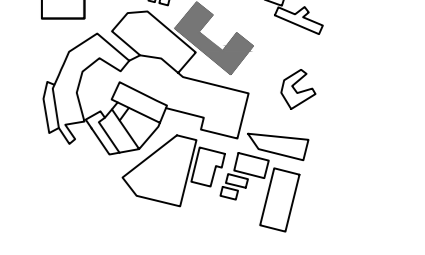
LANDSCAPE

MEDICAL GAS

PROJECT

BONACCI PROJECT NUMBER

DRAWING KEY



TRUE NORTH PROJECT NORTH

SCALE AS SHOWN @A0 DO NOT SCALE

STATUS
PRELIMINARY
 DRAWING

BULK EARTHWORKS
LONGITUDINAL SECTIONS
SHEET 5

DRAWING NUMBER
 NHR-BON-ORW-CIV-TB1
0002105
 ISSUE
C



Planning, Industry & Environment
 Issued under the Environmental Planning and Assessment Act 1979
 Approved Section: 4.55(1A) Application No: S8D-8768-Mod-2
 Granted on the: 10 October 2019 Signed: *[Signature]*
 Sheet No: 59 of 64

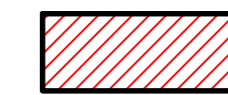


DIAL BEFORE YOU DIG
 www.1100.com.au
 The Essential First Step

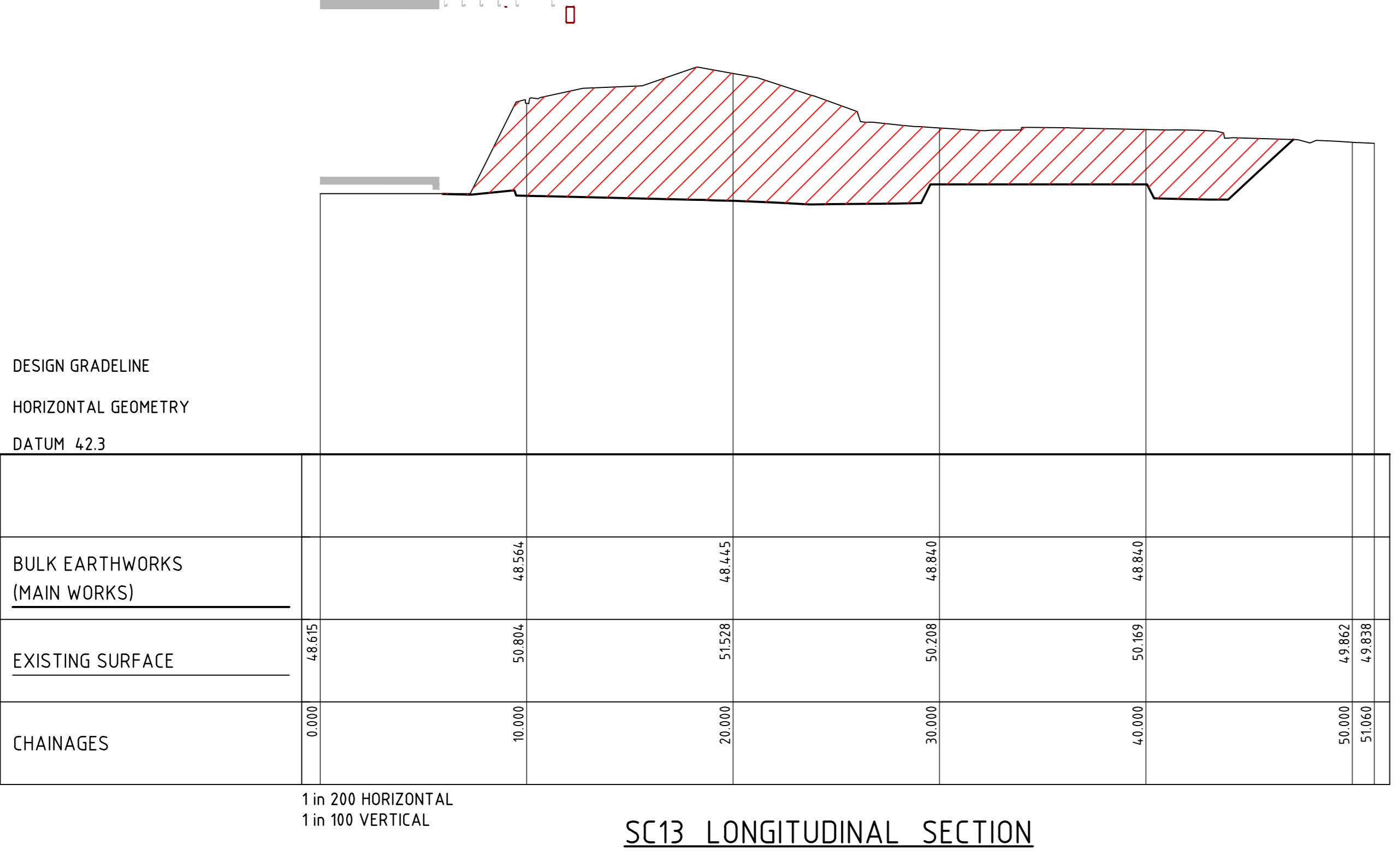
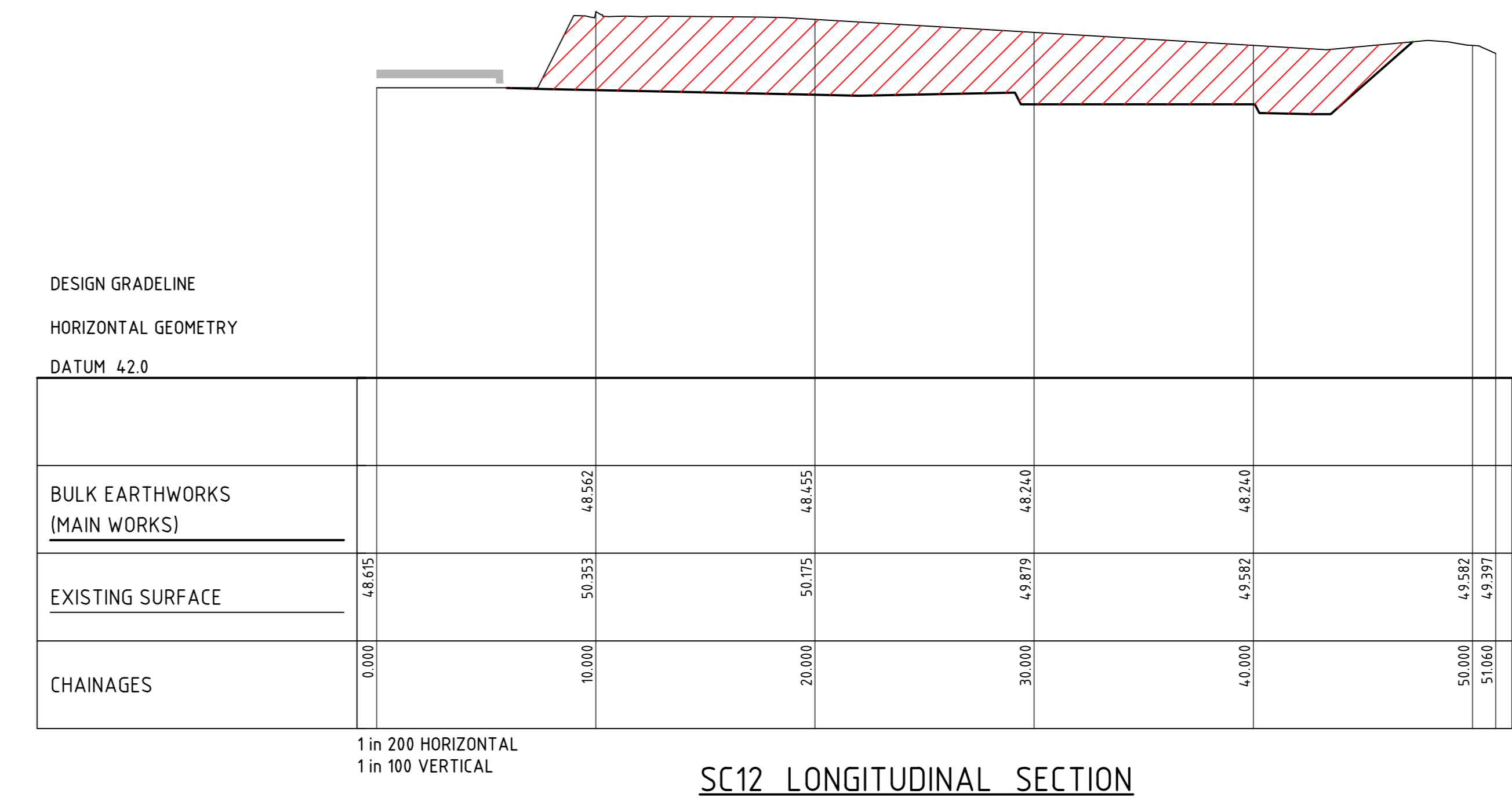
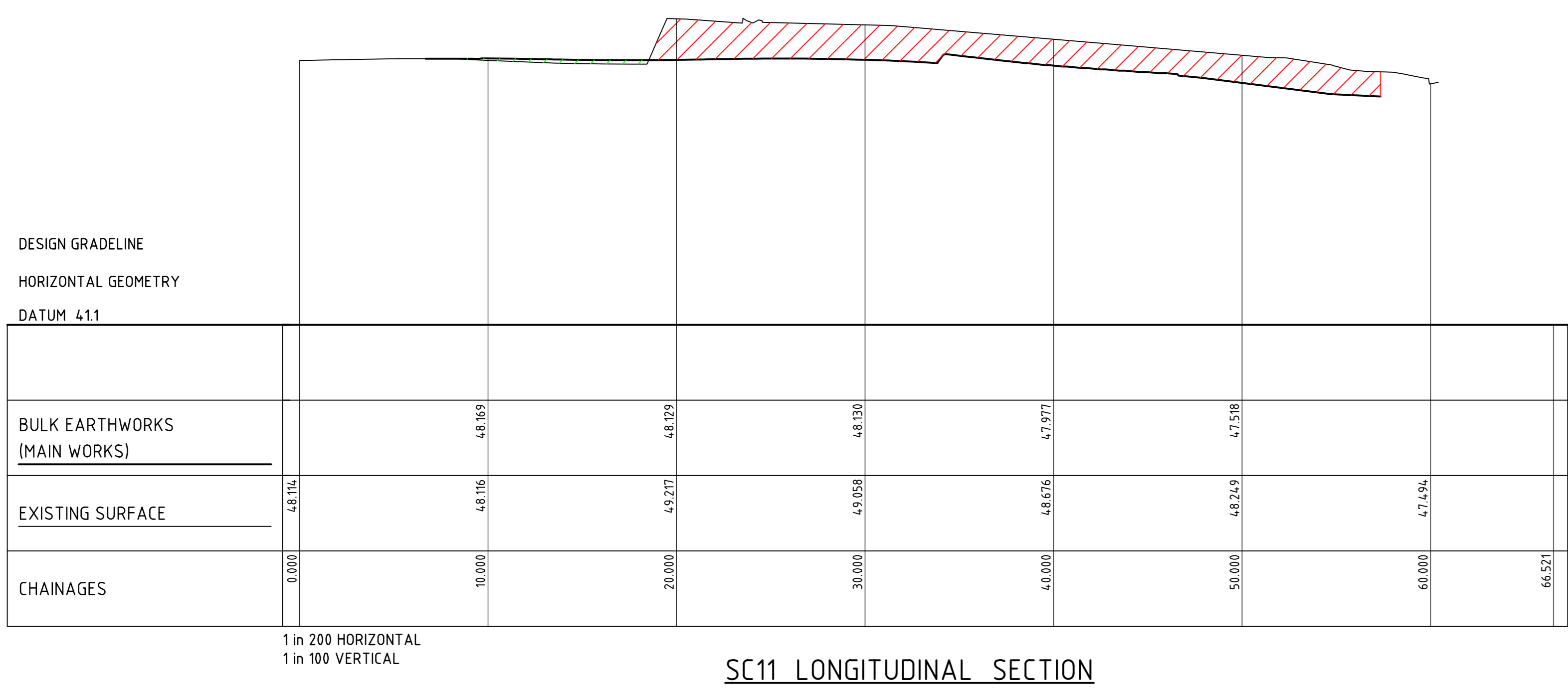
WARNING
 NO DRAINAGE WORKS SHALL COMMENCE UNTIL THE CONTRACTOR CONFIRMS THE I.L. OF ALL EXISTING DRAINS, AND CONFIRMS IN WRITING WITH THE ENGINEERING SUPERVISOR.

ALL EXISTING PROPERTY SERVICES' LOCATIONS AND DEPTHS ARE APPROXIMATE AND MUST BE VERIFIED ON SITE. THE CONTRACTOR SHOULD SUPPLY PRECISE LOCATIONS AND DEPTHS TO THE ENGINEER FOR REVIEW PRIOR TO ANY WORKS THAT MAY AFFECT THESE SERVICES.

WARNING
BEWARE OF UNDERGROUND SERVICES
 THE LOCATIONS OF UNDERGROUND SERVICES SHOWN ARE APPROXIMATE ONLY AND THEIR EXACT POSITION SHOULD BE PROVEN ON SITE.

LEGEND
 CUT FROM EXISTING SURFACE TO BULK EARTHWORK LEVEL

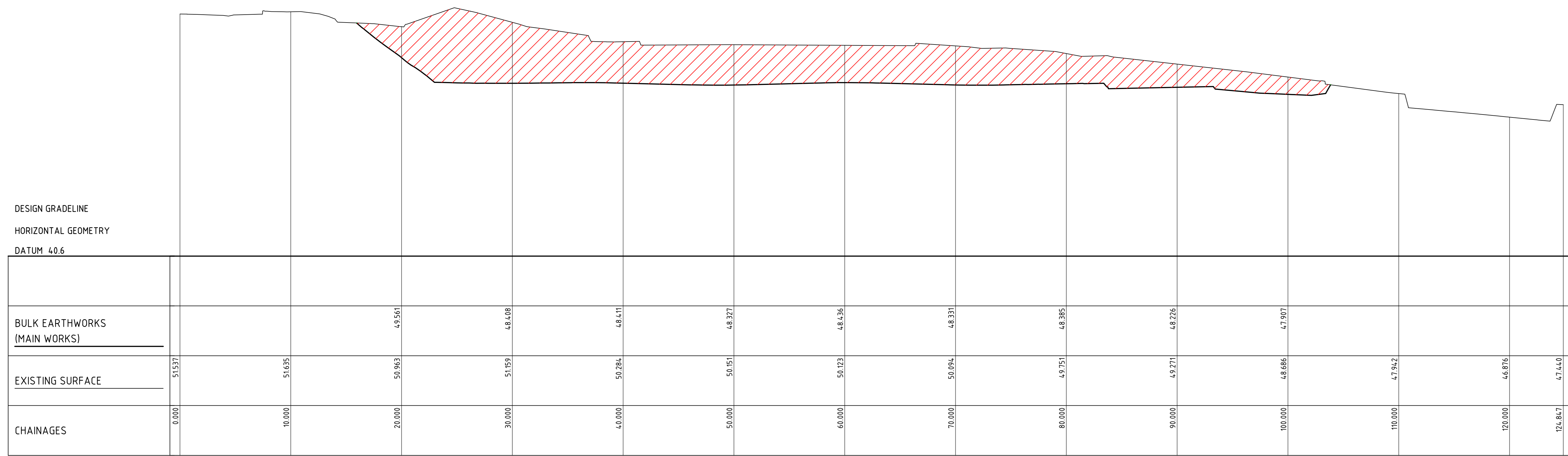
- NOTES**
- REFER TO STRUCTURAL DRAWINGS FOR DETAILED EXCAVATION TO BUILDING STRUCTURES (IE EDGE BEAMS, ETC)
 - SITE SURVEY SUPPLIED BY CARDNO PTY LTD DRAWING No. 11817502 REV 04 DATED 07.06.2017
 - EXISTING SERVICES ARE INTERPOLATED FROM SITE SURVEY SUPPLIED BY SURESEARCH UNDERGROUND SERVICES PTY LTD DRAWING FILE NAME 56426-CPB_NEPHAN HOSPITAL_V5 REV 1 DATED 01.09.2018
 - ROCK LEVELS ARE INTERPOLATED FROM BOREHOLE LOGS SUPPLIED BY JK GEOTECHNICS GEOTECHNICAL AND ENVIRONMENTAL ENGINEERS
 - REF No. 2984-5L1gpt14W4008, DATED 24TH FEBRUARY 2017
 - REF No. 2984-5L3rpt1 DATED 7 SEPTEMBER 2018



NOTE
 CONTRACTOR TO CHECK AND VERIFY ALL DIMENSIONS
 ON SITE PRIOR TO COMMENCEMENT OF WORK OR
 PREPARATION OF SHOP DRAWINGS. DO NOT SCALE THIS
 DRAWING.

ISSUE	DATE	FOR
J1	08/12/17	ISSUED FOR INFORMATION
J2	09/04/18	ISSUED FOR INFORMATION
A	09/04/18	ISSUED FOR INFORMATION
B	09/04/18	ISSUED FOR INFORMATION
C	23/07/19	ISSUED FOR ISSA

NOTE
 ALL DRAWINGS TO BE READ IN
 CONJUNCTION WITH THE TRADE PACKAGE
 COVER SHEET AND NOTES



DESIGN GRADELINE
 HORIZONTAL GEOMETRY
 DATUM 40.6

CHAINAGES	0.000	10.000	20.000	30.000	40.000	50.000	60.000	70.000	80.000	90.000	100.000	110.000	120.000	126.827
BULK EARTHWORKS (MAIN WORKS)			49.961	48.408	48.411	48.327	48.536	48.931	48.385	48.226	47.907			
EXISTING SURFACE	51.537	51.625	50.963	51.159	50.284	50.351	50.123	50.094	49.751	49.271	48.686	47.942	46.976	47.448

1 in 200 HORIZONTAL
 1 in 100 VERTICAL

SC14 LONGITUDINAL SECTION

Issued under the Environmental Planning and Assessment Act 1979

Approved Section: 4.55(1A) Application No: SSD-8766-Mod-2
 Granted on the: 10 October 2019 Signed: *[Signature]*
 Sheet No: 60 of 64

Design: JF
 Draw: JF
 Project Director Approved: _____ Date: _____

CLIENT

CPB CONTRACTORS
 TEL 02 9414 5333 FAX 02 9414 3500
 ARCHITECTURE
BVN ARCHITECTURE PTY LTD
 TEL 02 8297 7200 FAX 02 8297 7299
 MECHANICAL
STEENSEN WARMING
 TEL 02 9967 2200
 ELECTRICAL / COMMS

STEENSEN WARMING
 TEL 02 9967 2200
 HYDRAULIC

WSP
 TEL 02 9299 1312 FAX 02 9290 1295
 BCA / DDA / FIRE

ESD / GREEN STAR

FIRE SERVICES

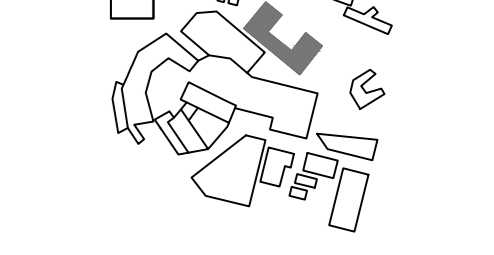
LANDSCAPE

MEDICAL GAS

PROJECT

BONACCI PROJECT NUMBER

DRAWING KEY



TRUE NORTH PROJECT NORTH

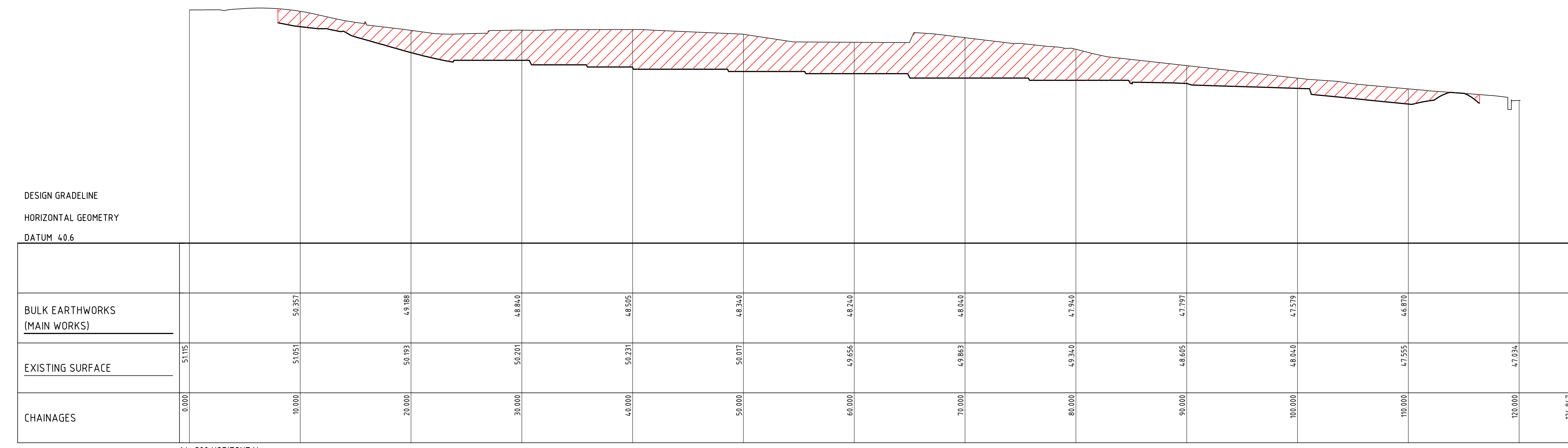
SCALE AS SHOWN @ A/D. DO NOT SCALE

STATUS

PRELIMINARY DRAWING

BULK EARTHWORKS LONGITUDINAL SECTIONS SHEET 6

DRAWING NUMBER NHR-BON-DRW-CIV-TB1 ISSUE 0002106 C



DESIGN GRADELINE
 HORIZONTAL GEOMETRY
 DATUM 40.6

CHAINAGES	0.000	10.000	20.000	30.000	40.000	50.000	60.000	70.000	80.000	90.000	100.000	110.000	120.000	126.827
BULK EARTHWORKS (MAIN WORKS)		50.957	49.088	48.864	48.955	48.364	48.240	48.050	47.764	47.797	47.579	46.870		
EXISTING SURFACE	51.115	51.001	50.193	50.201	50.271	50.007	49.656	49.863	49.340	48.695	48.040	47.555	47.034	

1 in 200 HORIZONTAL
 1 in 100 VERTICAL

SC15 LONGITUDINAL SECTION



WARNING
 NO DRAINAGE WORKS SHALL COMMENCE UNTIL THE CONTRACTOR CONFIRMS THE I.L. OF ALL EXISTING DRAINS, AND CONFIRMS IN WRITING WITH THE ENGINEERING SUPERVISOR.

ALL EXISTING PROPERTY SERVICES' LOCATIONS AND DEPTHS ARE APPROXIMATE AND MUST BE VERIFIED ON SITE. THE CONTRACTOR SHOULD SUPPLY PRECISE LOCATIONS AND DEPTHS TO THE ENGINEER FOR REVIEW PRIOR TO ANY WORKS THAT MAY AFFECT THESE SERVICES.

WARNING
 BEWARE OF UNDERGROUND SERVICES
 THE LOCATIONS OF UNDERGROUND SERVICES SHOWN ARE APPROXIMATE ONLY AND THEIR EXACT POSITION SHOULD BE PROVEN ON SITE.

LEGEND

CUT FROM EXISTING SURFACE TO BULK EARTHWORK LEVEL

- NOTES**
- REFER TO STRUCTURAL DRAWINGS FOR DETAILED EXCAVATION TO BUILDING STRUCTURES (IE EDGE BEAMS, ETC)
 - SITE SURVEY SUPPLIED BY CARDNO PTY LTD DRAWING No. 11817502 REV 04 DATED 07.06.2017
 - EXISTING SERVICES ARE INTERPOLATED FROM SITE SURVEY SUPPLIED BY SURESEARCH UNDERGROUND SERVICES PTY LTD DRAWING FILE NAME 56426-CPB_NEPHEAN HOSPITAL_V5 REV 1 DATED 01.09.2018
 - ROCK LEVELS ARE INTERPOLATED FROM BOREHOLE LOGS SUPPLIED BY JK GEOTECHNICS GEOTECHNICAL AND ENVIRONMENTAL ENGINEERS
 - REF No. 298454-1gptm4w08, DATED 24TH FEBRUARY 2017
 - REF No. 298454-3gpt dated 7 SEPTEMBER 2018

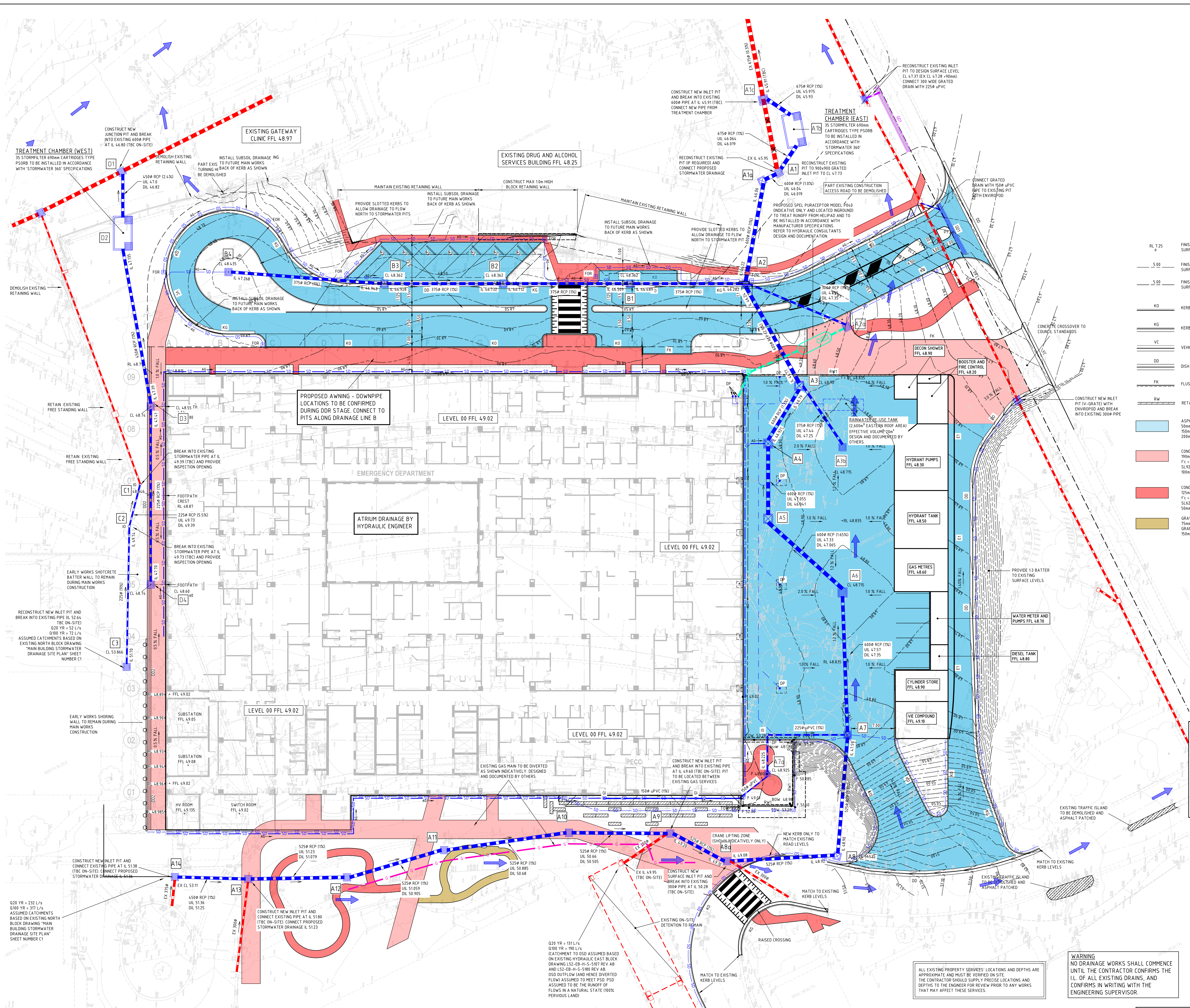
STORMWATER NOTES

- GRATE SIZE DOES NOT NECESSARILY REFLECT PIT SIZE, AND SHOULD BE READ IN CONJUNCTION WITH THE PIT TYPE DETAILS FINAL INTERNAL PIT DIMENSIONS ARE TO COMPLY WITH AS 3500.
- PITS TO BE 900x900 UNO
- ALL PITS TO BE LOCKABLE AND FRAME TO BE BOLTED TO PIT.
- ALL CAST IRON LIDS TO BE BOLTED TO PIT WITH M12 4.6/S BOLTS.
- ENVIROPODS MUST BE ADDED TO ALL EXTERNAL PITS. ENVIROPODS MUST BE INSTALLED 150mm MIN UNDER THE GRATE IF THE PIT HAS A RECEIVING GRATED DRAIN CHANNEL THE PLASTIC SKIRTING AROUND THE ENVIROPOD MUST BE BELOW THE CHANNEL INVERT AND THE TOP FRAME 100mm MIN BELOW THE CHANNEL INVERT.

NOTE: CONTRACTOR TO CHECK AND VERIFY ALL DIMENSIONS ON SITE PRIOR TO COMMENCEMENT OF WORKS. PREPARATION OF SHOP DRAWINGS DO NOT SCALE THIS DRAWING.

NO.	DATE	FOR
1	10/10/19	ISSUED FOR INFORMATION
2	10/10/19	ISSUED FOR INFORMATION
3	10/10/19	ISSUED FOR INFORMATION
4	10/10/19	ISSUED FOR INFORMATION
5	10/10/19	ISSUED FOR SD
6	10/10/19	ISSUED FOR SD
7	10/10/19	ISSUED FOR SD

NOTE: ALL DRAWINGS TO BE READ IN CONJUNCTION WITH THE TRADE PACKAGE COVER SHEET AND NOTES.



LEGEND

RL 7.25	FINISHED SURFACE LEVEL	---	SITE BOUNDARY
5.00	FINISHED MINOR SURFACE CONTOUR	---	EX SURFACE LEVEL
5.00	FINISHED MINOR SURFACE CONTOUR	---	EX SURFACE CONTOUR
KD	KERB ONLY	---	EX STORMWATER DRAINAGE LINE SHOWN INDICATIVELY ONLY (NO SURVEY PROVIDED)
KG	KERB AND GUTTER	---	EX SEWER LINE
VC	VEHICULAR CROSSING	---	EX WATER MAIN
DD	DISH DRAIN	---	EX GAS LINE
FK	FLUSH KERB	---	EX TELECOMMUNICATIONS LINE
RW	RETAINING WALL	---	EX ELECTRICAL LINE
ASPHALT PAVEMENT	50mm WEARING COURSE AC10 150mm DGB20 200mm DGB40	---	EX TREE
CONCRETE PAVEMENT	150mm THICK CONCRETE f'c = 40 MPa SL92 FABRIC TOP (40mm COVER) 100mm DGB20	---	STORMWATER DRAINAGE NETWORK DESIGNED AND DOCUMENTED BY HYDRAULIC CONSULTANT
CONCRETE FOOTPATH	125mm THICK CONCRETE f'c = 25 MPa SL62 FABRIC TOP (40mm COVER) 50mm SAND BEDDING	---	SURFACE INLET PIT
GRAVEL FOOTPATH	75mm STABILIZED DECOMPOSED GRANITE GRAVEL 150mm DGB20	---	JUNCTION PIT
		---	KERB INLET PIT
		---	STORMWATER LINE
		---	GRATED DRAIN
		---	FLUSHOUT RISER (max 30m (CRS)) WITH SUBSOIL DRAINAGE (100µm UPVC SLOTTED PIPE UN-SOCKETED)
		---	INSPECTION OPENING
		---	OVERLAND FLOW
		---	PROPOSED GAS DIVERSION SHOWN INDICATIVELY ONLY. DESIGN AND DOCUMENTED BY OTHERS.

NSW GOVERNMENT

Health Infrastructure NSW

CPB CONTRACTORS
TEL 02 9414 5333 FAX 02 9414 3500

BVN ARCHITECTURE PTY LTD
TEL 02 8297 7200 FAX 02 8297 7299

MECHANICAL
STEENSEN WARMING
TEL 02 9967 2200

ELECTRICAL COARDS
STEENSEN WARMING
TEL 02 9967 2200

HYDRAULIC
WSP
TEL 02 9299 1312 FAX 02 9290 1295
BCA (D&A) FIRE

ESD GREEN STAR

FIRE SERVICES

LANDSCAPE

MEDICAL GAS

PROJECT

ISSUED UNDER THE ENVIRONMENTAL PLANNING AND ASSESSMENT ACT 1979

Approved Section: 4.55(1A) Application No: SSD-8768-Mod-2

Granted on the: 10 October 2019 Signed: *LB*

Sheet No: 61 of 64

Planning, Industry & Environment

DIAL BEFORE YOU DIG
www.1100.com.au
The Essential First Step

WARNING
BEWARE OF UNDERGROUND SERVICES
THE LOCATIONS OF UNDERGROUND SERVICES SHOWN ARE APPROXIMATE ONLY AND THEIR EXACT POSITION SHOULD BE PROVEN ON SITE.

WARNING
NO DRAINAGE WORKS SHALL COMMENCE UNTIL THE CONTRACTOR CONFIRMS THE I.L. OF ALL EXISTING DRAINS, AND CONFIRMS IN WRITING WITH THE ENGINEERING SUPERVISOR.

ALL EXISTING PROPERTY SERVICES' LOCATIONS AND DEPTHS ARE APPROXIMATE AND MUST BE VERIFIED ON SITE. THE CONTRACTOR SHOULD SUPPLY PRECISE LOCATIONS AND DEPTHS TO THE ENGINEER FOR REVIEW PRIOR TO ANY WORKS THAT MAY AFFECT THESE SERVICES.

THIS DRAWING MAY BE PREPARED IN COLOUR AND MAY BE INCOMPLETE IF COPIED

SITWORKS AND STORMWATER DRAINAGE PLAN - SHEET 2

DRAWING NUMBER: NHR-BON-DRW-CIV-B1
ISSUE: 0003002

BONACCI

Intellectual Property

NOTE: CONTRACTOR TO CHECK AND VERIFY ALL DIMENSIONS ON SITE PRIOR TO COMMENCEMENT OF WORKS. PREPARATION OF SHOP DRAWINGS DO NOT SCALE THIS DRAWING.

DESIGNED BY: [Signature]

DRAWN BY: [Signature]

PROJECT DIRECTOR APPROVED: [Signature]

DATE: [Date]

NSW GOVERNMENT

Health Infrastructure NSW

CPB CONTRACTORS
TEL 02 9414 5333 FAX 02 9414 3500

BVN ARCHITECTURE PTY LTD
TEL 02 8297 7200 FAX 02 8297 7299

MECHANICAL
STEENSEN WARMING
TEL 02 9967 2200

ELECTRICAL COARDS
STEENSEN WARMING
TEL 02 9967 2200

HYDRAULIC
WSP
TEL 02 9299 1312 FAX 02 9290 1295
BCA (D&A) FIRE

ESD GREEN STAR

FIRE SERVICES

LANDSCAPE

MEDICAL GAS

PROJECT

ISSUED UNDER THE ENVIRONMENTAL PLANNING AND ASSESSMENT ACT 1979

Approved Section: 4.55(1A) Application No: SSD-8768-Mod-2

Granted on the: 10 October 2019 Signed: *LB*

Sheet No: 61 of 64

DIAL BEFORE YOU DIG
www.1100.com.au
The Essential First Step

WARNING
BEWARE OF UNDERGROUND SERVICES
THE LOCATIONS OF UNDERGROUND SERVICES SHOWN ARE APPROXIMATE ONLY AND THEIR EXACT POSITION SHOULD BE PROVEN ON SITE.

WARNING
NO DRAINAGE WORKS SHALL COMMENCE UNTIL THE CONTRACTOR CONFIRMS THE I.L. OF ALL EXISTING DRAINS, AND CONFIRMS IN WRITING WITH THE ENGINEERING SUPERVISOR.

ALL EXISTING PROPERTY SERVICES' LOCATIONS AND DEPTHS ARE APPROXIMATE AND MUST BE VERIFIED ON SITE. THE CONTRACTOR SHOULD SUPPLY PRECISE LOCATIONS AND DEPTHS TO THE ENGINEER FOR REVIEW PRIOR TO ANY WORKS THAT MAY AFFECT THESE SERVICES.

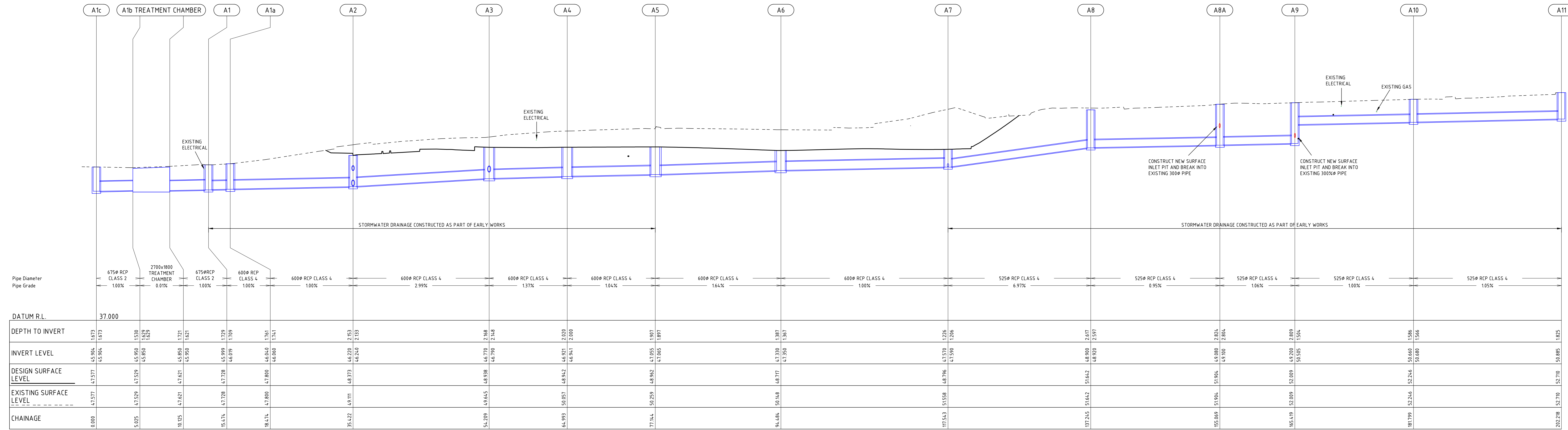
THIS DRAWING MAY BE PREPARED IN COLOUR AND MAY BE INCOMPLETE IF COPIED

SITWORKS AND STORMWATER DRAINAGE PLAN - SHEET 2

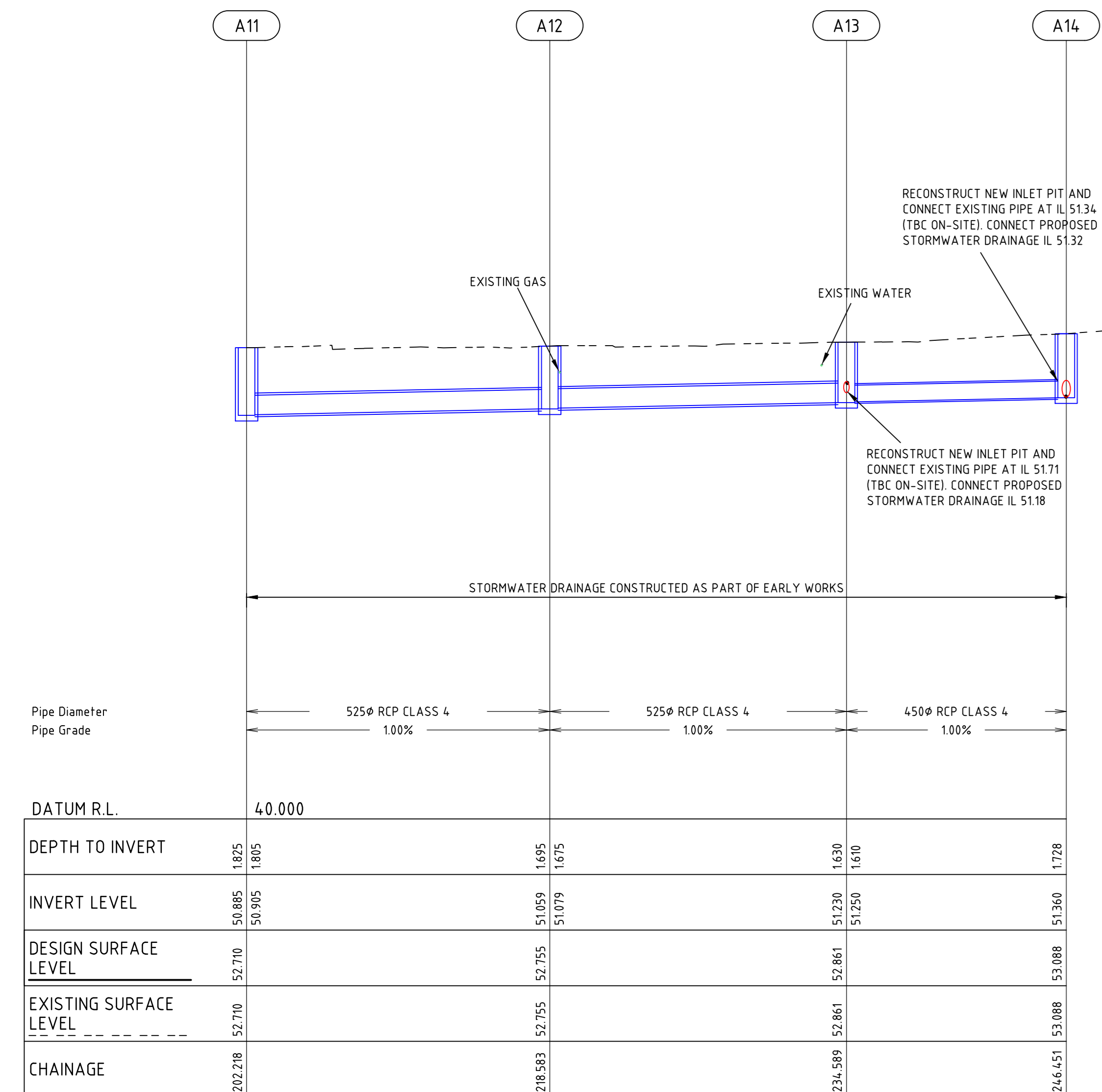
DRAWING NUMBER: NHR-BON-DRW-CIV-B1
ISSUE: 0003002

Issue Log table with columns: ISSUE, DATE, FOR

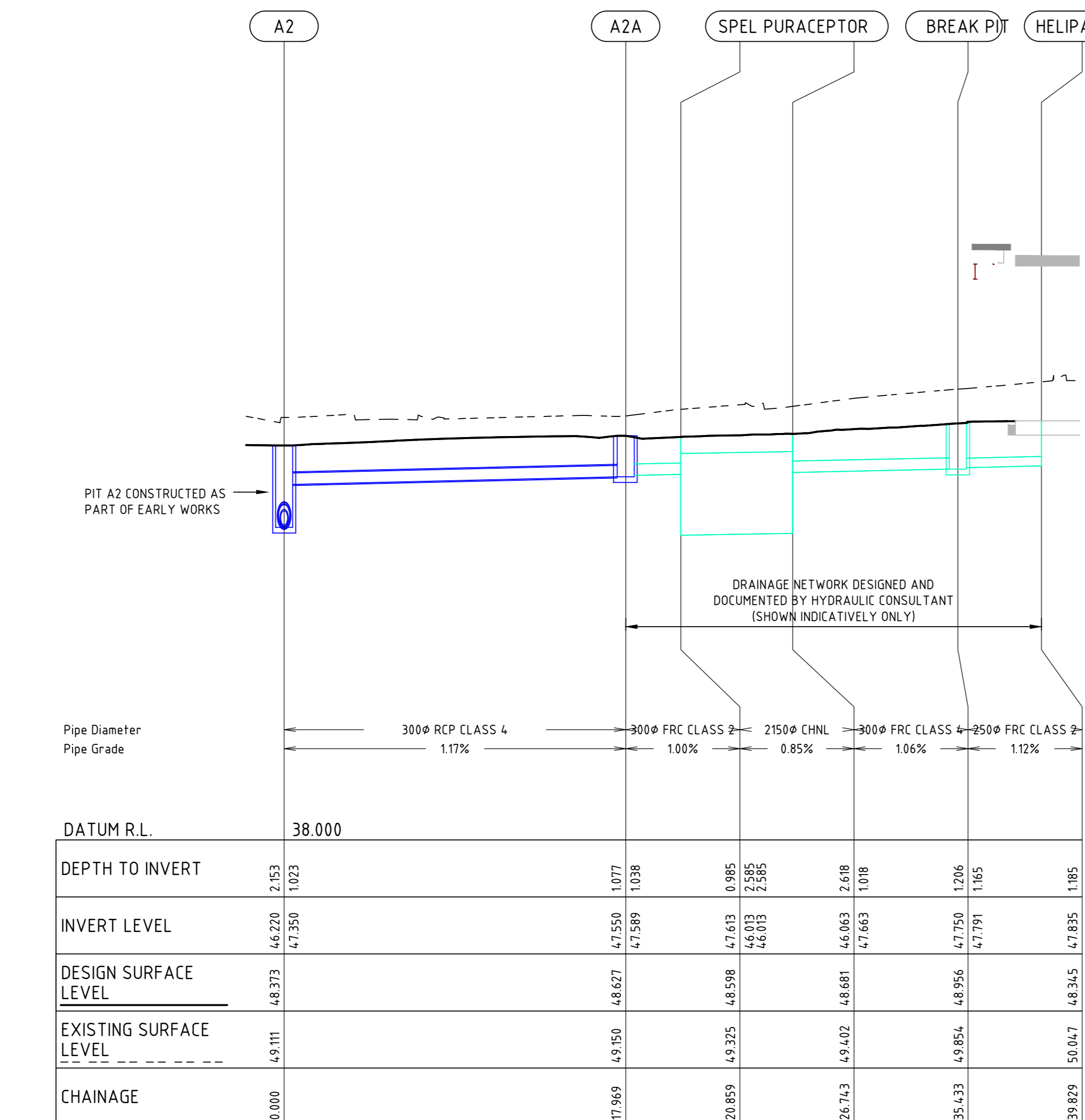
NOTE: ALL DRAWINGS TO BE READ IN CONJUNCTION WITH THE TRADE PACKAGE COVER SHEET AND NOTES



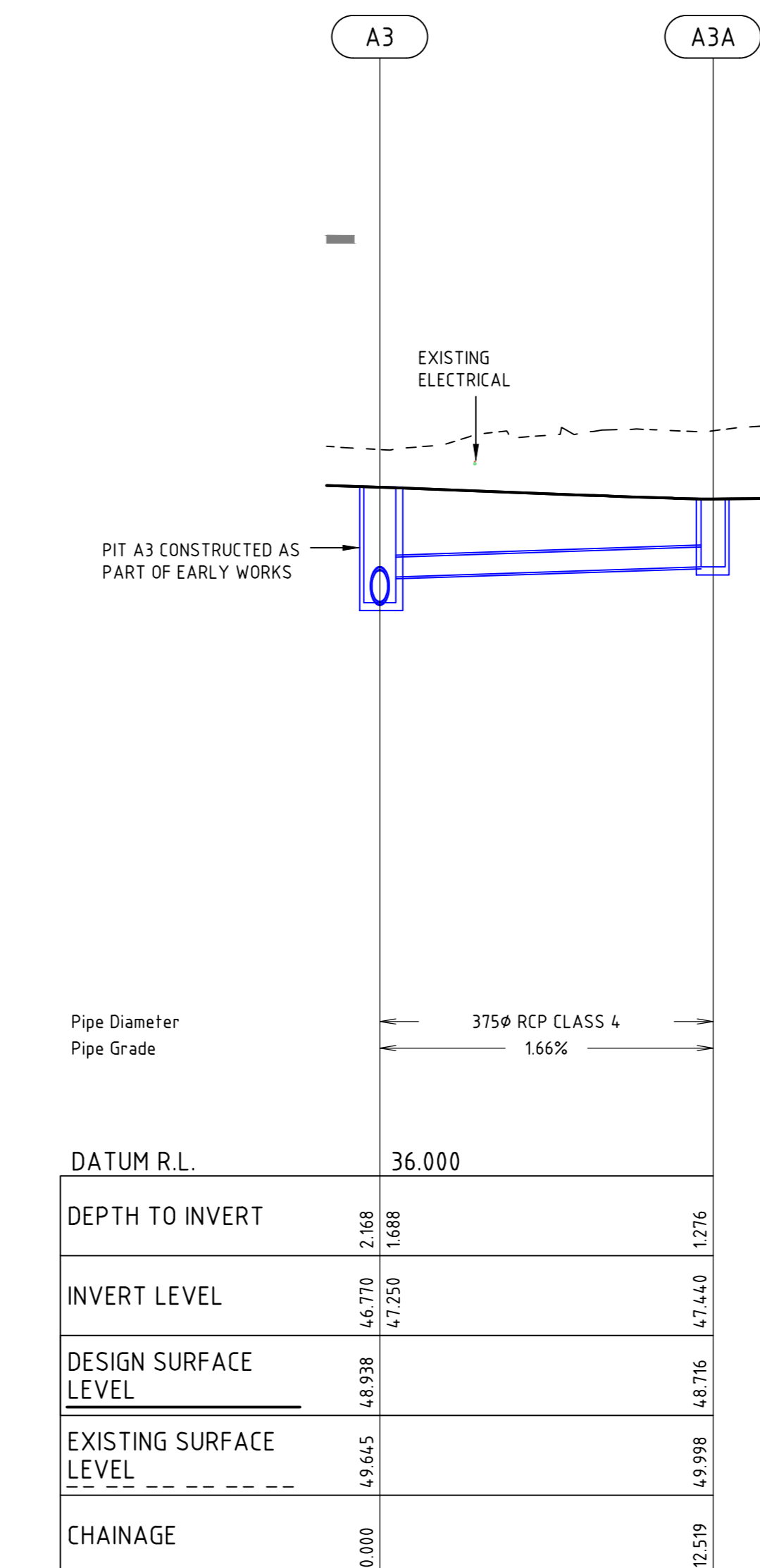
DRAINAGE LINE A



DRAINAGE LINE A



DRAINAGE LINE A2



DRAINAGE LINE A3

NSW Government logo and Planning, Industry & Environment stamp with project details.

Client logos for NSW Government and Health Infrastructure NSW.

CPB Contractors logo and contact information for Architecture and Mechanical services.

STEENSEN WARMING logo and contact information for Electrical/Comms services.

WSP logo and contact information for BCA/DA/Fire services.

ESD GREENSTAR logo and contact information for Fire Services.

LANDSCAPE logo and contact information for Medical Gas services.

PROJECT logo and contact information.

BONACCI PROJECT NUMBER logo and contact information.

DRAWING KEY logo and contact information.

TRUE NORTH logo and contact information.

SCALE 1:200 (100' GR) DO NOT SCALE logo and contact information.


STATUS logo and contact information.

PRELIMINARY DRAWING logo and contact information.

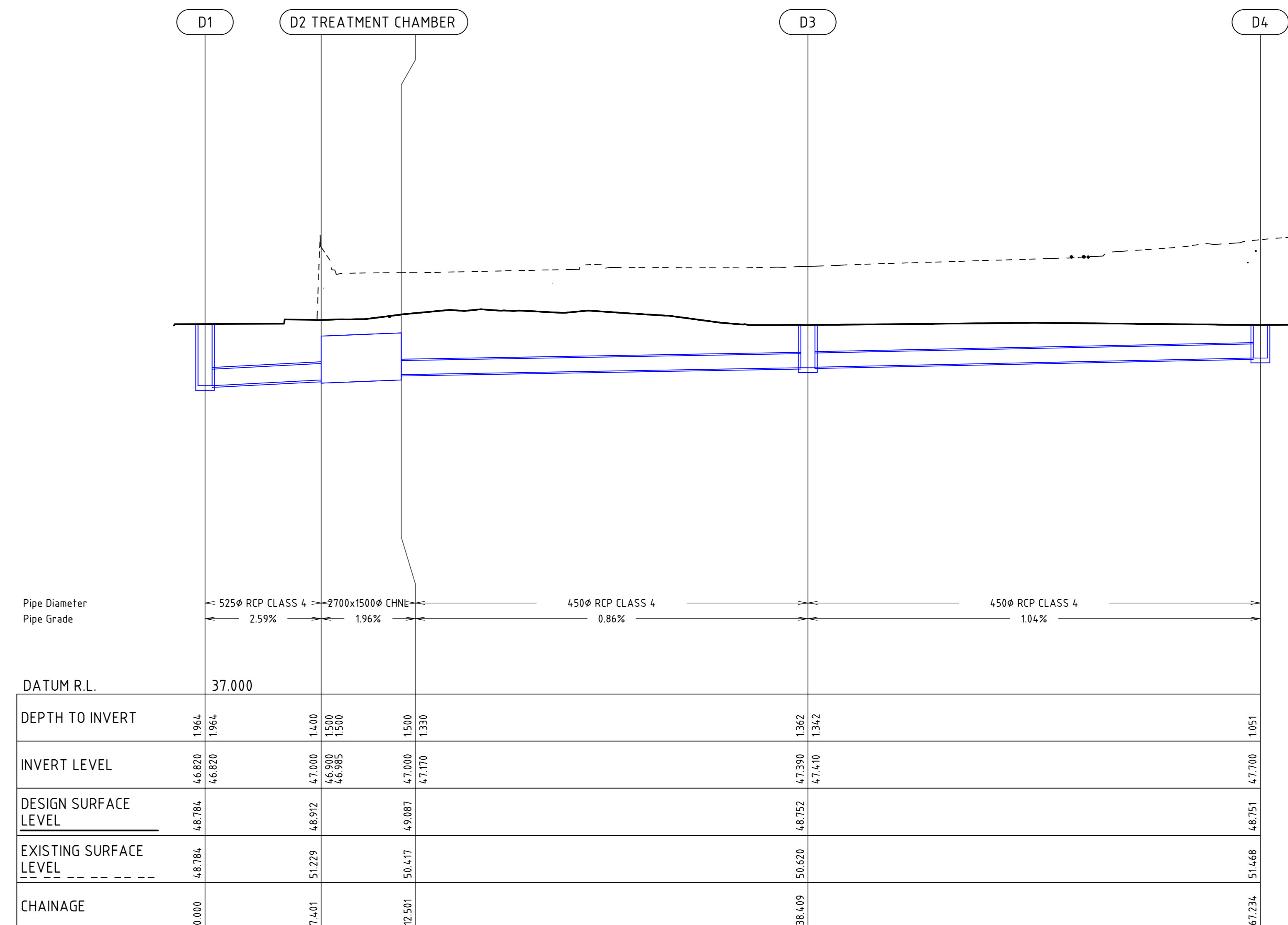
STORMWATER DRAINAGE LONGITUDINAL SECTIONS SHEET 1 logo and contact information.

DRAWING NUMBER and ISSUE logo and contact information.

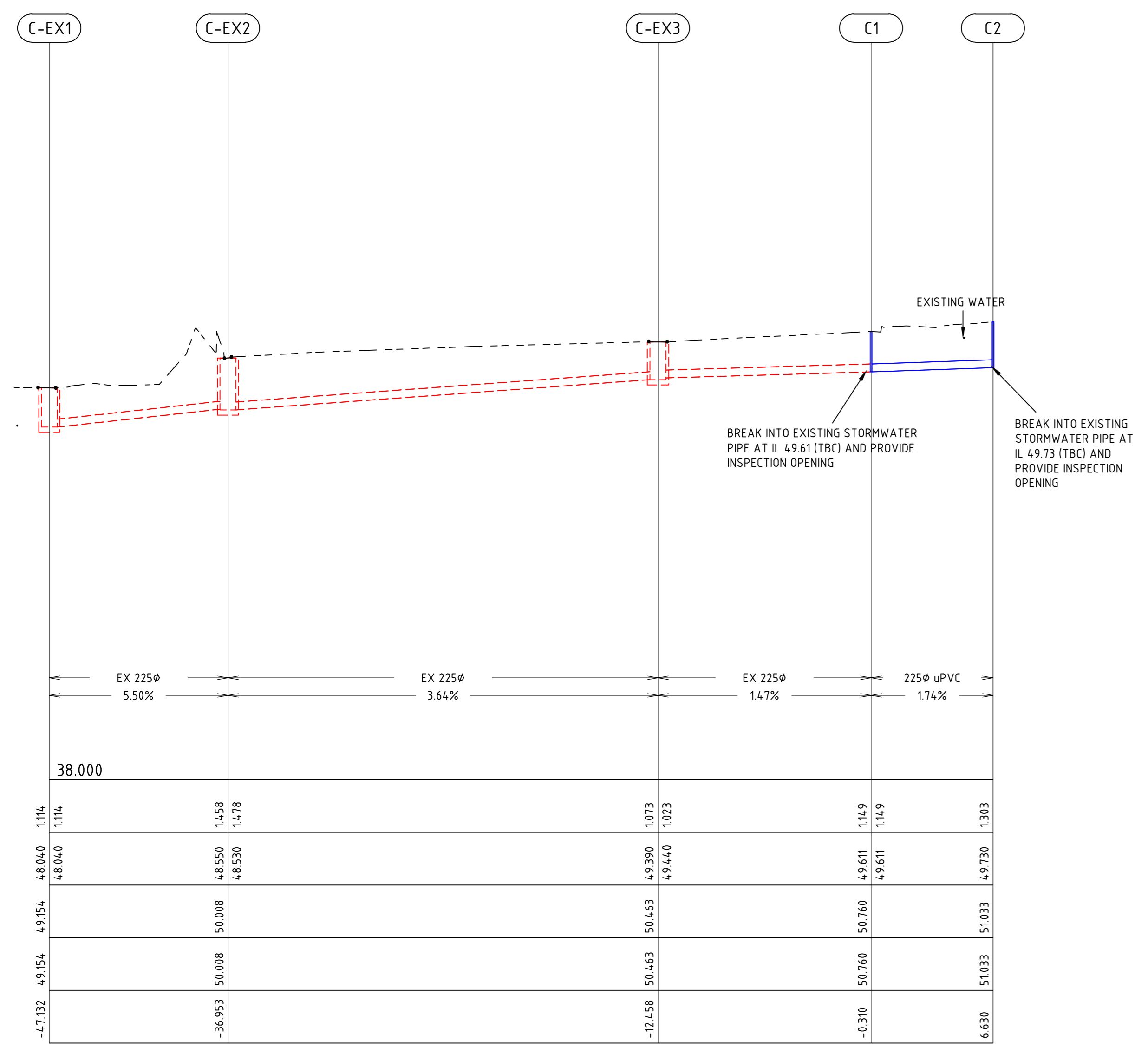
ISSUE	DATE	FOR
1	23/07/19	ISSUED FOR SS24



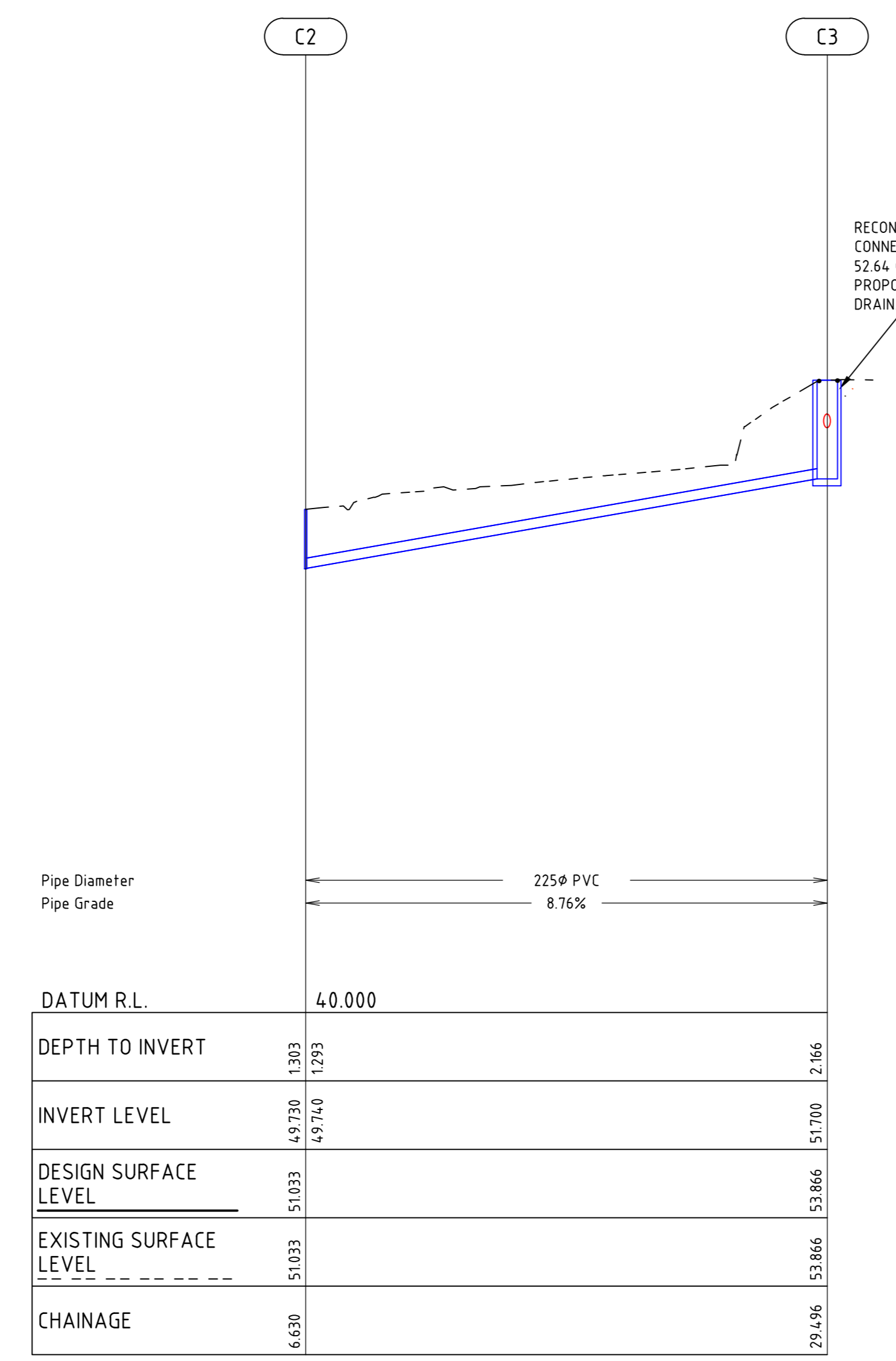
DRAINAGE LINE B



DRAINAGE LINE D



DRAINAGE LINE C



DRAINAGE LINE C

NSW GOVERNMENT
Planning, Industry & Environment
 Issued under the Environmental Planning and Assessment Act 1979

Approved Section: 4.55(1A) Application No: SSD-8766-Mod-2
 Granted on the: 10 October 2019 Signed: *LR*
 Sheet No: 63 of 64

CLIENT

 Health Infrastructure NSW

CPB CONTRACTORS
 TEL 02 9414 5333 FAX 02 9414 3500
 ARCHITECTURE
 BVN ARCHITECTURE PTY LTD
 TEL 02 8297 7200 FAX 02 8297 7299
 MECHANICAL
 STEENSEN WARMING
 TEL 02 9967 2200
 ELECTRICAL/COMS

STEENSEN WARMING
 TEL 02 9967 2200
 HYDRAULIC

WSP
 TEL 02 9299 1312 FAX 02 9290 1295
 BCA/ODA/FIRE

ESD/GREEN STAR

FIRE SERVICES

LANDSCAPE

MEDICAL GAS

PROJECT

BONACCI PROJECT NUMBER

DRAWING KEY

TRUE NORTH PROJECT NORTH

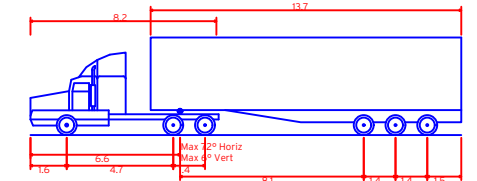
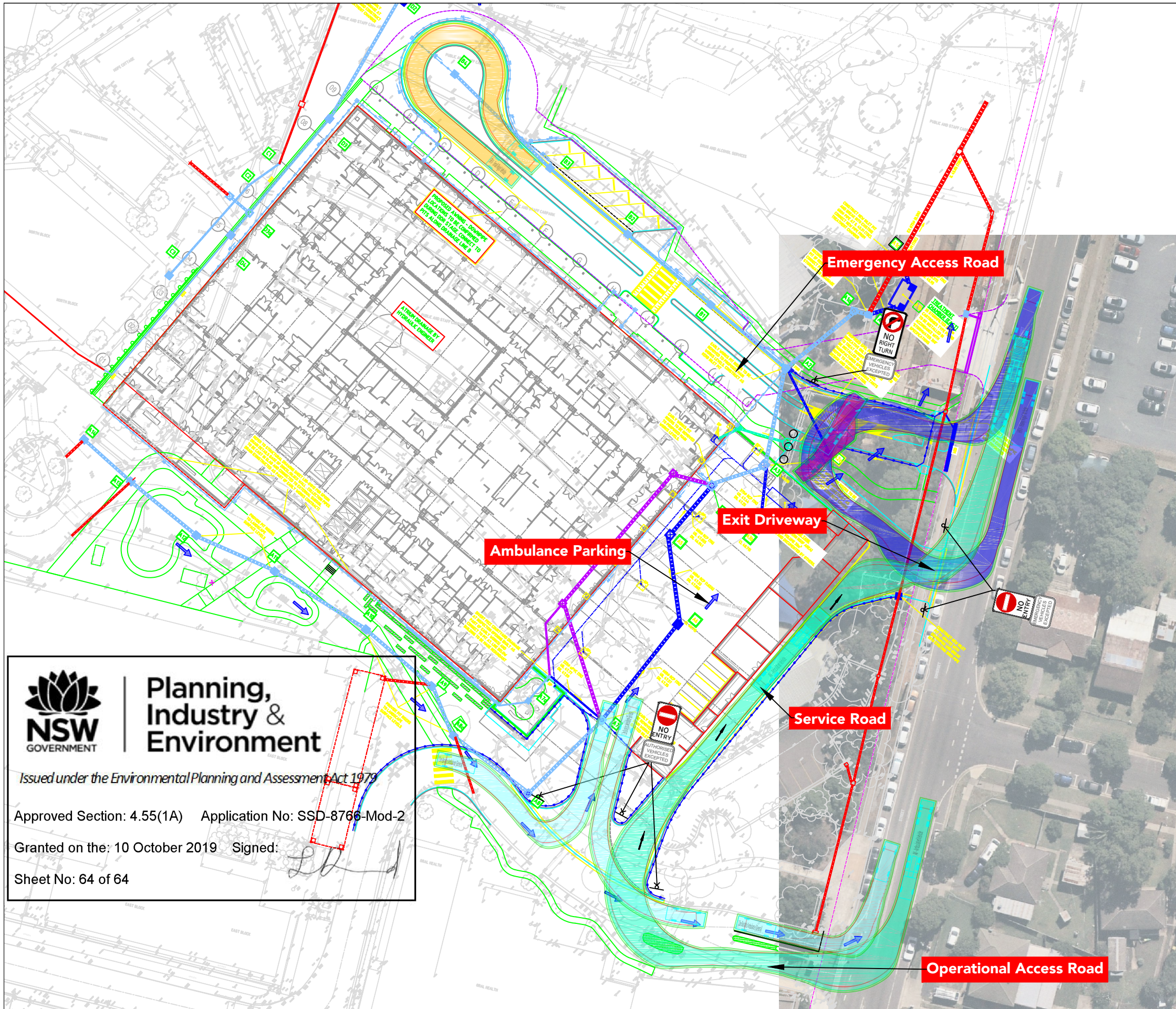
SCALE
 1:200 (100 @ A3) DO NOT SCALE

STATUS
 PRELIMINARY DRAWING

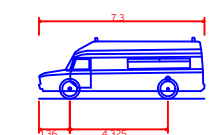
STORMWATER DRAINAGE LONGITUDINAL SECTIONS SHEET 2

DRAWING NUMBER
 NHR-BON-DRW-CIV-TB1
 0003012

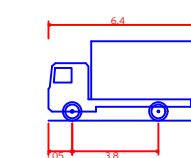
ISSUE
 C



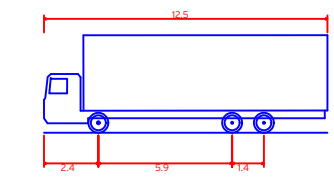
AV - Articulated Vehicle
 Overall Length 19.00m
 Overall Width 2.500m
 Overall Body Height 4.301m
 Min Body Ground Clearance 0.418m
 Track Width 2.500m
 Lock-to-lock time 6.00s
 Curb to Curb Turning Radius 12.500m



7.3m Bariatric Ambulance (General)
 Overall Length 7.300m
 Overall Width 2.500m
 Overall Body Height 2.692m
 Min Body Ground Clearance 0.337m
 Track Width 2.500m
 Lock-to-lock time 4.00s
 Wall to Wall Turning Radius 7.650m



SRV - Small Rigid Vehicle
 Overall Length 6.400m
 Overall Width 2.330m
 Overall Body Height 3.500m
 Min Body Ground Clearance 0.398m
 Track Width 2.330m
 Lock-to-lock time 4.00s
 Curb to Curb Turning Radius 7.100m



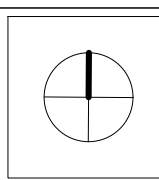
HRV - Heavy Rigid Vehicle
 Overall Length 12.500m
 Overall Width 2.500m
 Overall Body Height 4.300m
 Min Body Ground Clearance 0.417m
 Track Width 2.500m
 Lock-to-lock time 6.00s
 Curb to Curb Turning Radius 12.500m



Issued under the Environmental Planning and Assessment Act 1979
 Approved Section: 4.55(1A) Application No: SSD-8766-Mod-2
 Granted on the: 10 October 2019 Signed: [Signature]
 Sheet No: 64 of 64

ptc.
 Suite 102, 506 Miller Street,
 Cammeray NSW 2062
 t +61 2 8920 0800
 ptcconsultants.co

REV	DATE	COMMENT	DRAWN	REVIEWED	REV	DATE	COMMENT	DRAWN	REVIEWED
2	10/09/19	FOR INFORMATION	EL	AU					
4	05/09/19	FOR INFORMATION	EL	AU					
8	03/09/19	FOR INFORMATION	EL	AU					
4	26/08/19	FOR INFORMATION	EL	AU					
3	22/08/19	FOR INFORMATION	EL	AU					
2	17/07/19	FOR INFORMATION	EL	AU					
1	15/07/19	FOR INFORMATION	EL	AU	8	19/09/19	FOR INFORMATION	EL	AU



PROJECT:
 Nepean Hospital

DRAWING TITLE:
 19m articulated truck, ambulance and SRV movement and signage

CLIENT: Health Infrastructure
 DRG. #: TP-002
 PROJECT #: 2271
 SCALE: 1 : 750
REV: 8