

Greencap Pty Ltd

ABN: 76 006 318 010

Level 2 / 11-17 Khartoum Road

North Ryde NSW 2113

Australia

P: (02) 9889 1800

www.greencap.com.au

23 April 2020

C106404:J167854 SJS

Josip Perica
 Operations Manager
 ICON SI (AUST) Pty Ltd
 Level 2, 179 New South Head Road
 Edgecliff NSW 2027

Dear Josip,

Re: Waste Classification and Soil Contamination Assessment for stockpiled soils in Quadrant 1 - 3 and in-situ soils at Quadrant 4, at Fairvale High School, 1 Thorney Road, Fairfield West, NSW

WASTE CLASSIFICATION AND SOIL CONTAMINATION ASSESSMENT REPORT			
Report Date:	17/04/2020	Sampling Date:	09/04/2020 - 14/04/2020
Site Details:	<p><u>Site Address:</u> 1 Thorney Road, Fairfield West, NSW</p> <p><u>Site Name:</u> Fairvale High School</p> <p><u>Local Government Authority:</u> Fairfield City Council</p> <p><u>Site Location and Regional Context:</u> Refer to <i>Figure 1</i></p> <p><u>Specific Location of Stockpiled Material:</u> Refer to <i>Figure 2</i> and <i>Figure 3</i></p>		
Background:	<p>Redevelopment works are currently underway at the site (refer to <i>Figure 1</i> for site location). These works involve alterations and additions to existing buildings which has been approved via a State Significant Development (SSD) application (ref: SSD 8677, dated 31 January 2019).</p> <p>As part of the redevelopment works ICON intend to construct a new covered outdoor learning area with landscaping, which requires excavation including cutting works within the investigation area (refer to <i>Figure 2</i> and <i>Figure 3</i>).</p> <p>On Tuesday 7 April 2020, Greencap observed the removal of the grass covering in Stage 1 (divided into Quadrants 1, 2, 3 and 4). On Wednesday 8 April 2020, Greencap observed the excavation and relocation of soils from Quadrant 1 (to depth of VENM) and Quadrant 2 to the south east corner and southern portion of the investigation areas, respectively. On Thursday 9 April 2020, Greencap observed the excavation and relocation of soils in Quadrant 3 (to depth of VENM) to the eastern portion of Quadrant 2. Stockpiles from Quadrant 1, 2 and 3 were inspected and sampled. On Tuesday 14 April 2020, Greencap inspected and sampled grass/topsoil stockpiles from the four quadrants and sampled 4 in situ test pits to a depth of 300mm in Quadrant 4. Plastic sheeting was placed underneath and on top of stockpiles during the assessment.</p> <p>Works were completed in-line with the proposed excavation works mentioned above. This waste classification certificate pertains to the stockpiled soils within Quadrant 1, 2, 3 and 4 at Stage 1.</p>		

WASTE CLASSIFICATION AND SOIL CONTAMINATION ASSESSMENT REPORT																																			
Source Location:	The material covered under this waste classification pertains to the stockpiled materials within Quadrant 1, 2 and 3 and in-situ soils within Quadrant 4 (refer <i>Figure 2</i> for investigation area). The materials were sourced from site excavation works during Stage 1. Photographs of the areas are presented in <i>Appendix A</i> .																																		
Sample Nomenclature:	<p>Sample locations are summarised in the Table below.</p> <table border="1"> <thead> <tr> <th colspan="3">Summary of Sample Locations</th> </tr> <tr> <th>Sample location</th> <th>Approx. Stockpile Quantity (m³) (14/4/20)</th> <th>Sample ID</th> </tr> </thead> <tbody> <tr> <td>Quadrant 1 Stockpile Samples</td> <td>72</td> <td>SP01.01, SP01.02, SP01.03, SP01.04, SP01.05, SP01.06</td> </tr> <tr> <td>Quadrant 1 Topsoil Samples</td> <td>10</td> <td>SP1.1.01, SP1.1.02, SP1.1.03</td> </tr> <tr> <td>Quadrant 2 Stockpile Samples</td> <td>84</td> <td>SP02.01, SP02.02, SP02.03, SP02.04, SP02.05, SP02.06</td> </tr> <tr> <td>Quadrant 2 Topsoil Samples</td> <td>4</td> <td>SP2.1.01, SP2.1.02, SP2.1.03</td> </tr> <tr> <td>Quadrant 3 Stockpile Samples</td> <td>68</td> <td>SP03.01, SP03.02, SP03.03, SP03.04, SP03.05, SP03.06</td> </tr> <tr> <td>Quadrant 3 Stockpile Samples (additional)</td> <td>4</td> <td>SP3.3.01, SP3.3.02, SP3.3.03</td> </tr> <tr> <td>Quadrant 3 Topsoil Samples</td> <td>5</td> <td>SP3.1.01, SP3.1.02, SP3.1.03</td> </tr> <tr> <td>Quadrant 4 Test Pit Samples</td> <td>N/A</td> <td>SP4.2.01, SP4.2.02, SP4.2.03, SP4.2.04, SP4.2.05, SP4.2.06</td> </tr> <tr> <td>Quadrant 4 Topsoil Samples</td> <td>7</td> <td>SP4.1.01, SP4.1.02, SP4.1.03</td> </tr> </tbody> </table>		Summary of Sample Locations			Sample location	Approx. Stockpile Quantity (m ³) (14/4/20)	Sample ID	Quadrant 1 Stockpile Samples	72	SP01.01, SP01.02, SP01.03, SP01.04, SP01.05, SP01.06	Quadrant 1 Topsoil Samples	10	SP1.1.01, SP1.1.02, SP1.1.03	Quadrant 2 Stockpile Samples	84	SP02.01, SP02.02, SP02.03, SP02.04, SP02.05, SP02.06	Quadrant 2 Topsoil Samples	4	SP2.1.01, SP2.1.02, SP2.1.03	Quadrant 3 Stockpile Samples	68	SP03.01, SP03.02, SP03.03, SP03.04, SP03.05, SP03.06	Quadrant 3 Stockpile Samples (additional)	4	SP3.3.01, SP3.3.02, SP3.3.03	Quadrant 3 Topsoil Samples	5	SP3.1.01, SP3.1.02, SP3.1.03	Quadrant 4 Test Pit Samples	N/A	SP4.2.01, SP4.2.02, SP4.2.03, SP4.2.04, SP4.2.05, SP4.2.06	Quadrant 4 Topsoil Samples	7	SP4.1.01, SP4.1.02, SP4.1.03
Summary of Sample Locations																																			
Sample location	Approx. Stockpile Quantity (m ³) (14/4/20)	Sample ID																																	
Quadrant 1 Stockpile Samples	72	SP01.01, SP01.02, SP01.03, SP01.04, SP01.05, SP01.06																																	
Quadrant 1 Topsoil Samples	10	SP1.1.01, SP1.1.02, SP1.1.03																																	
Quadrant 2 Stockpile Samples	84	SP02.01, SP02.02, SP02.03, SP02.04, SP02.05, SP02.06																																	
Quadrant 2 Topsoil Samples	4	SP2.1.01, SP2.1.02, SP2.1.03																																	
Quadrant 3 Stockpile Samples	68	SP03.01, SP03.02, SP03.03, SP03.04, SP03.05, SP03.06																																	
Quadrant 3 Stockpile Samples (additional)	4	SP3.3.01, SP3.3.02, SP3.3.03																																	
Quadrant 3 Topsoil Samples	5	SP3.1.01, SP3.1.02, SP3.1.03																																	
Quadrant 4 Test Pit Samples	N/A	SP4.2.01, SP4.2.02, SP4.2.03, SP4.2.04, SP4.2.05, SP4.2.06																																	
Quadrant 4 Topsoil Samples	7	SP4.1.01, SP4.1.02, SP4.1.03																																	
Material Identification:	<p>Dark brown clayey silt with gravels. The material contains minor amounts of building debris including ash, metal fragments, asphalt, plastic fragments, glass fragments and asbestos containing material (ACM).</p> <p>This Waste Classification Report is restricted to the above described materials only and refers to an approximate volume of 630m³ of material.</p>																																		
Waste Assessment and Observations:	<p>Assessment of the material was carried out by a Greencap Environmental Scientist between Tuesday 7 April 2020 to Tuesday 14 April 2020, applying Greencap standard operating procedures for environmental assessment. Assessment included visual assessment, sieving and sampling of the stockpiled materials. A total of 8 stockpiles were assessed within the classification area, refer <i>Appendix A</i> for photographs and <i>Figure 3</i> for stockpile locations.</p> <p>Field 10L sieve tests (7mm sieve) and collection of a 500ml sample for laboratory AF/FA was undertaken at multiple locations within each stockpile. AF/FA bag samples were collected from the stockpile adjacent to where the 10L samples were collected. At the time of inspection, there was no evidence of staining or odours.</p> <p>Potential asbestos containing material (ACM) (in the form of bonded fibre cement sheet fragments) was identified within the stockpiled materials (refer <i>Appendix A – Photograph 5 and 6</i>).</p>																																		

WASTE CLASSIFICATION AND SOIL CONTAMINATION ASSESSMENT REPORT	
Waste Classification and Assessment Criteria:	<p>Waste classification was carried out in accordance with the 5-step process described in NSW EPA (2014) Waste Classification Guidelines - Part 1: Classifying Waste. The observations and analytical results are compared to assessment criteria presented in Table 1 and Table 2 (where applicable) from NSW EPA (2014).</p> <p>Human health-based soil contamination assessment criteria are provided in the 2013 Amendment of the National Environmental Protection (Assessment of Site Contamination) Measure 1999 (NEPM 2013) Schedule B(1) Guideline on Investigation Levels for Soil and Groundwater.</p> <p>Analytical results for soil samples are compared to a set of acceptance criteria (contaminant investigation levels) adopted from the NEPM 2013, to assess suitability of soils for the site’s proposed use. The criteria is used to ensure the soil materials (to which site users may be exposed), are not contaminated and do not pose a health risk.</p>
Analytes:	<p>Samples were submitted to Eurofins, a NATA accredited laboratory, for the following analytes:</p> <ul style="list-style-type: none"> • Total recoverable hydrocarbons (TRH); • Benzene, toluene, ethylbenzene, xylenes and naphthalene (BTEXN); • Polycyclic aromatic hydrocarbons (PAH); • Heavy metals (arsenic, cadmium, chromium, copper, lead, mercury, nickel and zinc); and • Toxicity Characteristic Leaching Procedure (TCLP) for: <ul style="list-style-type: none"> ○ Nickel • Asbestos (Asbestos Fines/Fibrous Asbestos). <p>Samples of potential ACM was retained and submitted to Greencap’s NATA accredited laboratory for the following analysis: Asbestos (Presence/Absence).</p>
Laboratory Analysis:	<p>Nickel results exceeded the CT1 General Solid Waste criteria in two samples – SP02.05 (44mg/kg) and SP4.2.03 (52 mg/kg).</p> <p>Further assessment using the Toxicity Characteristics Leaching Procedure (TCLP) test, indicates that nickel did not exceed the TCLP1 & SCC1 leachable concentrations.</p> <p>All other results for all chemical analytes (metals, TRH, BTEX and PAH) meet the CT1 limit for General Solid Waste.</p> <p>The samples collected for asbestos fines/friable asbestos analysis reported no asbestos detected at or above the reporting limit. Greencap analysis noted no isolated fibrous bundles were observed within the samples.</p> <p>The potential ACM samples collected during the fieldwork assessments returned a positive result for asbestos, classifying the material as Special Waste Asbestos (bonded).</p> <p>Laboratory analytical results were below the adopted human health and ecological criteria.</p> <p>Refer to summary data tables (<i>Appendix B</i>) and laboratory certificates (<i>Appendix C</i>) for laboratory results.</p>

WASTE CLASSIFICATION AND SOIL CONTAMINATION ASSESSMENT REPORT	
Waste Classification:	<p style="text-align: center;">General Solid Waste - Special Waste Asbestos (bonded) – (NON - PUTRESCIBLE)</p> <p>Disposal Requirements: This material is suitable only for disposal at a Landfill Site that can lawfully receive General Solid Waste - Special Waste Asbestos (bonded) (Non - Putrescible) with the measured concentrations of contaminants and positive identified ACM fragments.</p> <p>This report must be provided to the landfill facility licensed to accept this waste and approval provided prior to disposal.</p> <p>Disposal Options are in accordance with clause 80(1) of the POEO (Waste) Regulation 2014 and The Protection of the Environment Operations (POEO) Act 1997, which states that if waste is transported to a facility not lawfully approved as a waste facility for that waste, the transporter and receiver of the waste are each guilty of an offence. The transporter and receiver of the waste have a duty to ensure that the waste is disposed of in a lawful manner. Transportation and management of all asbestos waste must be in accordance with Part 7 of the POEO (waste) Regulation, 2014.</p>
Soil Assessment	<p>Soil analytical results exceeded the adopted health screening levels for asbestos contamination in soils (HIL C – Secondary Schools) at two sampling locations (SP01.02 and SP4.2.06).</p> <p>Remaining soil analytical results and were not considered to represent an unacceptable risk to ecological or human health.</p> <p>Asbestos contaminated soils would be managed under the remediation action plan (Greencap, <i>J167854 RAP</i>, April 2020), with the proposed method being “cap and contain” beneath the proposed building footprint.</p>
<p>Please refer to <i>Appendix B</i> for Summary Soil Analysis Results Tables with Waste Classification Criteria and Onsite Reuse Criteria and <i>Appendix C</i> for NATA-Certified Laboratory Certificates of Analysis Results.</p>	

Yours sincerely,



Samantha Strauss

Consultant – Environment | CLM East

Reviewed by:



Kris Knight

Team Manager – Environment | CLM East

Statement of Limitations

All and any Services proposed by Greencap to the Client are subject to the Terms and Conditions listed on the Greencap website at: www.greencap.com.au/about-greencap/terms-and-conditions. Unless otherwise expressly agreed to in writing and signed by Greencap, Greencap does not agree to any alternative terms or variation of these terms if subsequently proposed by the Client. The Services are to be carried out in accordance with the current and relevant industry standards of testing, interpretation and analysis. The Services are to be carried out in accordance with Commonwealth, State or Territory legislation, regulations and/or guidelines. The Client will be deemed to have accepted these Terms when the Client signs the Proposal (where indicated) or when the Company commences the Services at the request (written or otherwise) of the Client.

The services are carried out for the Specific Purpose, outlined in the body of this Proposal. To the fullest extent permitted by law, Greencap, its related bodies corporate, its officers, consultants, employees and agents assume no liability, and will not be liable to any person, or in relation to, any losses, damages, costs or expenses, and whether arising in contract, tort including negligence, under statute, in equity or otherwise, arising out of, or in connection with, any matter outside the Specific Purpose.

The Client acknowledges and agrees that proposed investigations rely on information provided to Greencap by the Client or other third parties. Greencap makes no representation or warranty regarding the completeness or accuracy of any descriptions or conclusions based on information supplied to it by the Client, its employees or other third parties during provision of the Services. The Client releases and indemnifies Greencap from and against all Claims arising from errors, omissions or inaccuracies in documents or other information provided to Greencap by the Client, its employees or other third parties. Under no circumstances shall Greencap have any liability for, or in relation to, any work, reports, information, plans, designs, or specifications supplied or prepared by any third party, including any third party recommended by Greencap.

The Client will ensure that Greencap has access to all sites and buildings as required by or necessary for Greencap to undertake the Services. Notwithstanding any other provision in these Terms, Greencap will have no liability to the Client or any third party to the extent that the performance of the Services is not able to be undertaken (in whole or in part) due to access to any relevant sites or buildings being prevented or delayed due to the Client or their respective employees or contractors expressing safety or health concerns associated with such access.

Greencap, its related bodies corporate, its officers, employees and agents assume no liability and will not be liable for lost profit, revenue, production, contract, opportunity, loss arising from business interruption or delay, indirect or consequential loss or loss to the extent caused or contributed to by the Client or third parties, suffered or incurred arising out of or in connection with our Proposals, Reports, the Project or the Agreement. In the event Greencap is found by a Court or Tribunal to be liable to the Client for any loss or damage arising in connection with the Services, the Client's entitlement to recover damages from Greencap shall be reduced by such amount as reflects the extent to which any act, default, omission or negligence of the Client, or any third party, caused or contributed to such loss or damage. Unless otherwise agreed in writing and signed by both parties, Greencap's total aggregate liability will not exceed the total consulting fees paid by the client in relation to this Proposal. For further detail, see Greencap's Terms and Conditions available at www.greencap.com.au/about-greencap/terms-and-conditions.

Waste Classification Report

ICON SI (AUST) Pty Ltd

1 Thorney Road, Fairfield West, NSW

Figure

Figure 1: Site Location Plan, Fairvale High School, Thorney Road, Fairfield West, NSW




Legend

- Site Boundary - Stage 1
- Property Boundary

0 50 100 150 200 m



1:3,000



Coordinate System: GDA 2020 MGA Zone 55
Basemap Source: Google 2020
Information Source: Grencap 2020, State Government of Victoria 2020


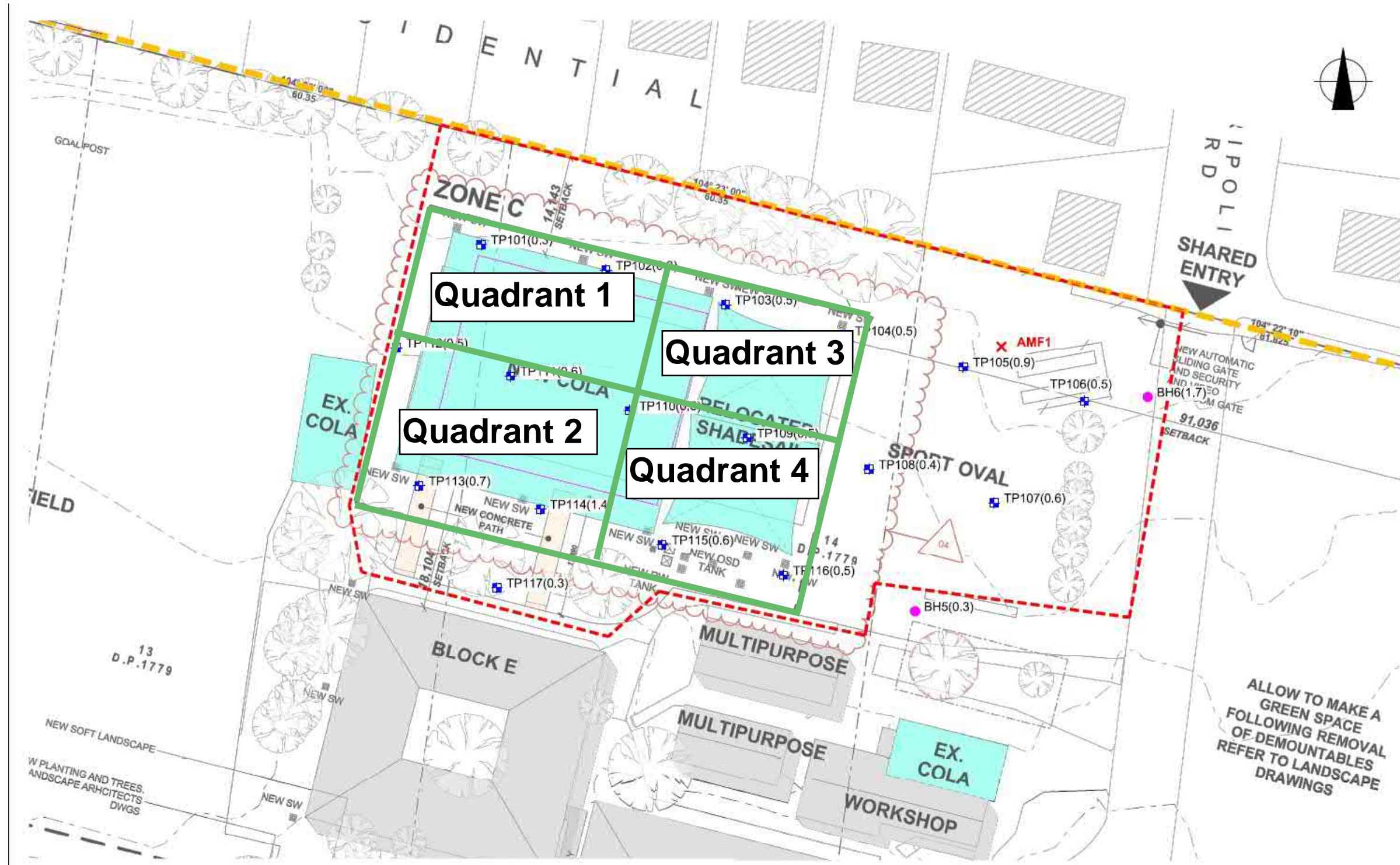
Client:	ICON Co	 Grencap Level 1 / 677 High Street Kew East VIC 3102 Australia Ph: (03) 9890 8811 FAX: (03) 9890 8911 www.grencap.com.au
Project:	RAP	
Job No:	J167854	
Client No:	C106404	
Date:	01/04/2020	
Drawn:	RLS	
Verified:	KWK PM: KWK	

Disclaimers: Every reasonable effort has been made to ensure the accuracy of this map, however this map and its associated information are only as accurate as the source of the original information. Further, the map requires regular updates and therefore may not reflect the most current information. Data may or may not be exact and is subject to survey.

Figure 2: Site Layout Plan, Fairvale High School, Thorney Road, Fairfield West, NSW

Legend

- - - - - Approximate Site Boundary - Stage 1
- - - - - Wider School Property
- x **AMF1** Surface Sample Asbestos Containing Material
- - - - - Quadrant Boundary
- BH (Fill Depth) BOREHOLE LOCATION, NUMBER AND DEPTH OF FILL (m), (EIS 2017 REPORT)
- + TP (Fill Depth) TEST PIT LOCATION, NUMBER AND DEPTH OF FILL (m)

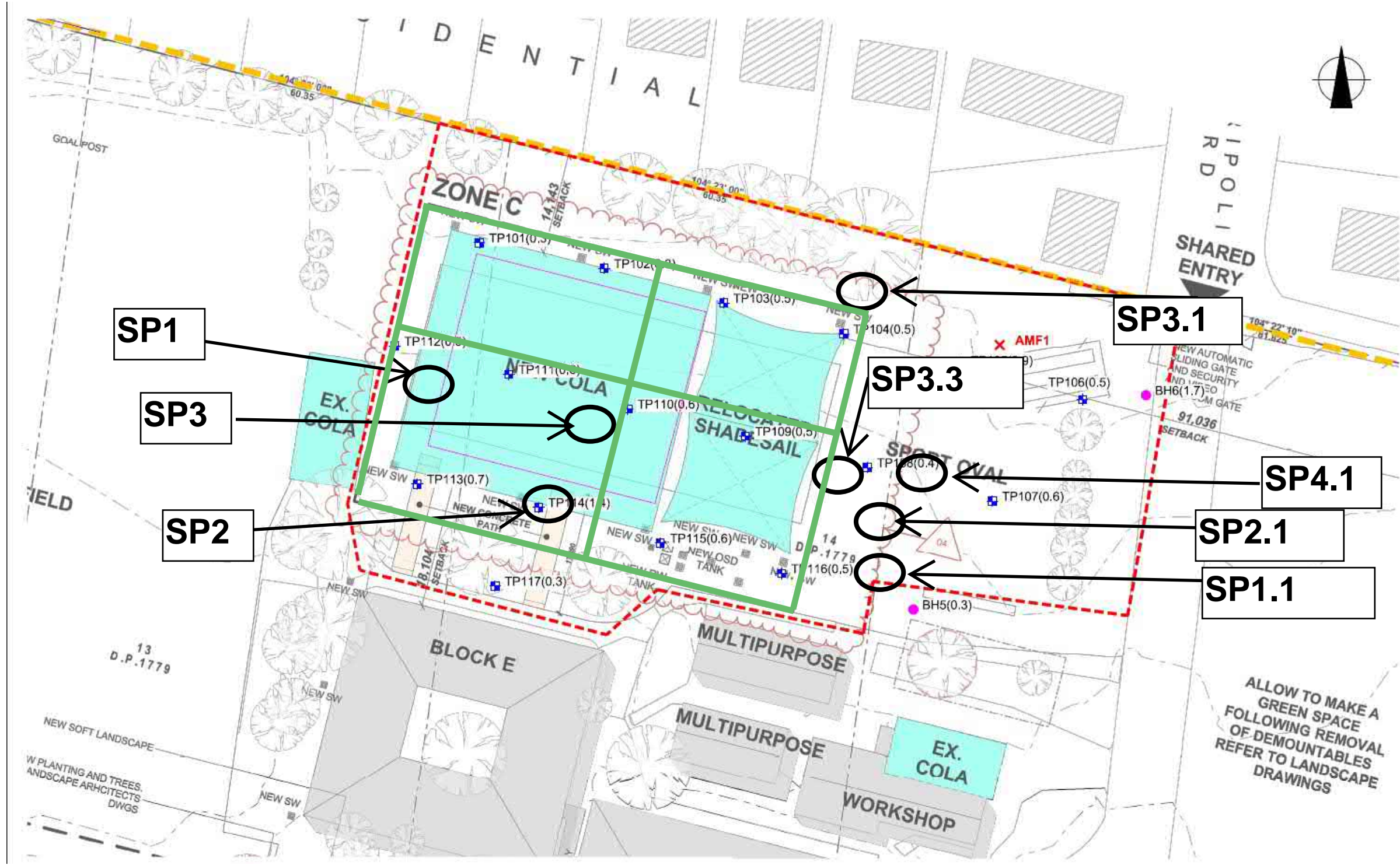


Coordinate System: GDA 2020 MGA Zone 55
 Basemap Source: JK Environments 2020
 Information Source: Greencap 2020, JK Environments 2020

Client:	ICON Co	 Greencap Level 1 / 677 High Street Kew East VIC 3102 Australia Ph: (03) 9890 8811 FAX: (03) 9890 8911 www.greencap.com.au
Project:	RAP	
Job No:	J167854	
Client No:	C106404	
Date:	01/04/2020	
Drawn:	RLS	
Verified:	KWK PM: KWK	


Disclaimers: Every reasonable effort has been made to ensure the accuracy of this map, however this map and its associated information are only as accurate as the source of the original information. Further, the map requires regular updates and therefore may not reflect the most current information. Data may or may not be exact and is subject to survey.

Figure 3: Stockpile Plan, Fairvale High School, Thorney Road, Fairfield West, NSW



- Legend**
- - - - - APPROXIMATE SITE BOUNDARY
 - - - - - WIDER SCHOOL PROPERTY
 - x **AMF1** SURFACE SAMPLE ASBESTOS CONTAINING MATERIAL
 - BH (Fill Depth) BOREHOLE LOCATION, NUMBER AND DEPTH OF FILL (m), (EIS 2017 REPORT)
 - + TP (Fill Depth) TEST PIT LOCATION, NUMBER AND DEPTH OF FILL (m)

Coordinate System: GDA 2020 MGA Zone 55
 Basemap Source: JK Environments 2020
 Information Source: Greencap 2020, JK Environments 2020

Client:	ICON Co	 Greencap Level 1 / 677 High Street Kew East VIC 3102 Australia Ph: (03) 9890 8811 FAX: (03) 9890 8911 www.greencap.com.au
Project:	RAP	
Job No:	J167854	
Client No:	C106404	
Date:	01/04/2020	
Drawn:	RLS	
Verified:	KWK PM: KWK	

Disclaimers: Every reasonable effort has been made to ensure the accuracy of this map, however this map and its associated information are only as accurate as the source of the original information. Further, the map requires regular updates and therefore may not reflect the most current information. Data may or may not be exact and is subject to survey.

Waste Classification Report

ICON SI (AUST) Pty Ltd

1 Thorney Road, Fairfield West, NSW

Appendix A: Photographic Gallery



Photograph 1: Stockpile SP1 – Quadrant 1 stockpile.

Photograph 2: Stockpile SP2 – Quadrant 2 stockpile



Photograph 3: Stockpile SP3 – Quadrant 3 stockpile.

Photograph 4: Test pit location within Quadrant 4



Photograph 5: Asbestos observed at SP4.2.06 (topsoil stockpile)

Photograph 6: Example of plastic sheeting placed under stockpiles

Waste Classification Report

ICON SI (AUST) Pty Ltd

1 Thorney Road, Fairfield West, NSW

Appendix B: Waste Classification Summary



Report Name:	Waste Classification Fairvale HS 1		
Site Address:	1 Thorney Road, Fairfield West, NSW		
Client Name:	ICON SI (AUST) Pty Ltd		
Client Number:	C106404	Job Number:	J167854

Waste Classification	Heavy Metals (mg/kg)								Nickel (Ni) TCLP (mg/L)		PAH (mg/kg)	
	Arsenic As	Cadmium Cd	Chromium Cr**	Copper Cu	Lead Pb	Mercury Hg	Nickel Ni	Zinc Zn	TCLP1	SCC1	Benzo (a) Pyrene	Total PAH
General Solid Waste	100	20	100	-	100	4	40	-	2	1,050	0.8	200
Restricted Solid Waste	400	80	400	-	400	16	160	-	8	4,200	3.2	800
Hazardous Waste	>400	>80	>400	-	>400	>16	>160	-	>8	>4,200	>3.2	>800
Soil Sample ID												
SP01.01	6.5	<0.4	14	6.8	19	<0.1	<5	23	-	-	<0.5	<0.5
SP01.02	11	<0.4	19	9.1	23	<0.1	5.3	27	-	-	<0.5	<0.5
SP01.03	9.2	<0.4	18	11	28	<0.1	7.8	37	-	-	<0.5	<0.5
SP01.04	23	<0.4	33	11	30	<0.1	7.6	29	-	-	<0.5	<0.5
SP01.05	20	<0.4	34	10	28	<0.1	8.6	26	-	-	<0.5	<0.5
SP01.06	19	<0.4	22	14	24	<0.1	8.7	47	-	-	<0.5	<0.5
SP02.01	18	<0.4	65	18	30	<0.1	37	48	-	-	<0.5	<0.5
SP02.02	11	<0.4	24	13	23	<0.1	10	30	-	-	<0.5	<0.5
SP02.03	8.4	<0.4	24	14	24	<0.1	15	36	-	-	<0.5	<0.5
SP02.04	15	<0.4	20	13	44	<0.1	7.6	58	-	-	<0.5	<0.5
SP02.05	6.6	<0.4	52	16	16	<0.1	44	49	<0.01	44	<0.5	<0.5
SP02.06	16	<0.4	28	9.7	36	<0.1	8.2	33	-	-	<0.5	<0.5
SP03.01	15	<0.4	25	8.8	32	<0.1	6.3	18	-	-	<0.5	<0.5
SP03.02	13	<0.4	23	8.4	27	<0.1	8	24	-	-	<0.5	<0.5
SP03.03	14	<0.4	28	7.4	30	<0.1	6.2	21	-	-	<0.5	<0.5
SP03.04	10	<0.4	19	9.3	26	<0.1	8.4	24	-	-	<0.5	<0.5
SP03.05	9.6	<0.4	21	12	34	<0.1	13	47	-	-	<0.5	<0.5
SP03.06	12	<0.4	28	13	29	<0.1	11	31	-	-	<0.5	<0.5
SP1.1.01	55	<0.4	16	13	24	<0.1	9.6	50	-	-	<0.5	<0.5
SP1.1.02	6.1	<0.4	15	15	29	<0.1	8.8	61	-	-	<0.5	<0.5
SP1.1.03	8.7	<0.4	18	17	25	<0.1	10	63	-	-	<0.5	<0.5
SP2.1.01	7.2	<0.4	16	15	28	<0.1	8.7	62	-	-	<0.5	<0.5
SP2.1.02	8	<0.4	16	16	32	<0.1	8.2	62	-	-	<0.5	<0.5
SP2.1.03	11	<0.4	26	16	32	<0.1	10	71	-	-	<0.5	<0.5
SP3.1.01	12	<0.4	23	11	29	<0.1	10	39	-	-	<0.5	<0.5
SP3.1.02	6	<0.4	14	12	25	<0.1	7.9	59	-	-	<0.5	<0.5
SP3.1.03	9.3	<0.4	28	27	33	<0.1	17	73	-	-	<0.5	<0.5
SP4.2.01	7.6	<0.4	15	6.6	15	<0.1	<5	23	-	-	<0.5	<0.5
SP4.2.02	11	<0.4	25	9.4	24	<0.1	9.1	21	-	-	<0.5	<0.5
SP4.2.03	18	<0.4	80	20	20	<0.1	52	45	-	52	<0.5	<0.5
SP4.2.04	9.8	<0.4	46	14	31	<0.1	29	60	-	-	<0.5	<0.5
SP4.2.05	11	<0.4	27	13	29	<0.1	12	41	-	-	<0.5	<0.5
SP4.2.06	6.7	<0.4	28	12	18	<0.1	20	31	-	-	<0.5	<0.5
SP3.3.01	12	<0.4	21	8.8	26	<0.1	7.6	22	-	-	<0.5	<0.5
SP3.3.02	11	<0.4	17	6.6	24	<0.1	6.2	19	-	-	<0.5	<0.5
SP3.3.03	17	<0.4	25	13	27	<0.1	5.5	23	-	-	<0.5	<0.5
SP4.1.01	-	-	-	-	-	-	-	-	-	-	-	-
SP4.1.02	-	-	-	-	-	-	-	-	-	-	-	-
SP4.1.03	-	-	-	-	-	-	-	-	-	-	-	-

Waste Classification	Petroleum Hydrocarbons (mg/kg)				BTEXN (mg/kg)						Asbestos (g/kg)	Asbestos (g)	Asbestos (w/w%)
	C10-C14	C15-C28	C29-C36	Total C10-C36	C6-C9	Benzene	Toluene	Ethyl Benzene	Xylene	Naphthalene	AF/FA	Bonded	
General Solid Waste	-	-	-	-	650	10	288	600	1000	-	-	-	-
Restricted Solid Waste	-	-	-	-	2600	40	1152	2400	4000	-	-	-	-
Hazardous Waste	-	-	-	-	>2600	>40	>1152	>2400	>4000	-	-	-	-
Soil Sample ID													
SP01.01	<20	<50	<50	<50	<20	<0.1	<0.1	<0.1	<0.3	<0.5	<0.01 %	11.2	0.0112
SP01.02	<20	<50	<50	<50	<20	<0.1	<0.1	<0.1	<0.3	<0.5	<0.01 %	23.6	0.0236
SP01.03	<20	<50	<50	<50	<20	<0.1	<0.1	<0.1	<0.3	<0.5	<0.01 %	-	-
SP01.04	<20	<50	<50	<50	<20	<0.1	<0.1	<0.1	<0.3	<0.5	<0.01 %	7.2	0.0072
SP01.05	<20	<50	<50	<50	<20	<0.1	<0.1	<0.1	<0.3	<0.5	<0.01 %	-	-
SP01.06	<20	<50	<50	<50	<20	<0.1	<0.1	<0.1	<0.3	<0.5	<0.01 %	-	-
SP02.01	<20	<50	<50	<50	<20	<0.1	<0.1	<0.1	<0.3	<0.5	<0.01 %	15.5	0.0155
SP02.02	<20	<50	<50	<50	<20	<0.1	<0.1	<0.1	<0.3	<0.5	<0.01 %	-	-
SP02.03	<20	<50	<50	<50	<20	<0.1	<0.1	<0.1	<0.3	<0.5	<0.01 %	9.6	0.0096
SP02.04	<20	<50	<50	<50	<20	<0.1	<0.1	<0.1	<0.3	<0.5	<0.01 %	4.8	0.0048
SP02.05	<20	<50	<50	<50	<20	<0.1	<0.1	<0.1	<0.3	<0.5	<0.01 %	-	-
SP02.06	<20	<50	<50	<50	<20	<0.1	<0.1	<0.1	<0.3	<0.5	<0.01 %	-	-
SP03.01	<20	<50	<50	<50	<20	<0.1	<0.1	<0.1	<0.3	<0.5	<0.01 %	10.7	0.0107
SP03.02	<20	<50	<50	<50	<20	<0.1	<0.1	<0.1	<0.3	<0.5	<0.01 %	-	-
SP03.03	<20	<50	<50	<50	<20	<0.1	<0.1	<0.1	<0.3	<0.5	<0.01 %	-	-
SP03.04	<20	<50	<50	<50	<20	<0.1	<0.1	<0.1	<0.3	<0.5	<0.01 %	-	-
SP03.05	<20	<50	<50	<50	<20	<0.1	<0.1	<0.1	<0.3	<0.5	<0.01 %	-	-
SP03.06	<20	<50	<50	<50	<20	<0.1	<0.1	<0.1	<0.3	<0.5	<0.01 %	-	-
SP1.1.01	<20	<50	<50	<50	<20	<0.1	<0.1	<0.1	<0.3	<0.5	<0.001 %	-	-
SP1.1.02	<20	<50	<50	<50	<20	<0.1	<0.1	<0.1	<0.3	<0.5	<0.001 %	-	-
SP1.1.03	<20	<50	<50	<50	<20	<0.1	<0.1	<0.1	<0.3	<0.5	<0.001 %	-	-
SP2.1.01	<20	50	56	106	<20	<0.1	<0.1	<0.1	<0.3	<0.5	<0.001 %	-	-
SP2.1.02	<20	<50	<50	<50	<20	<0.1	<0.1	<0.1	<0.3	<0.5	<0.001 %	-	-
SP2.1.03	<20	<50	<50	<50	<20	<0.1	<0.1	<0.1	<0.3	<0.5	<0.001 %	15	0.015
SP3.1.01	<20	<50	<50	<50	<20	<0.1	<0.1	<0.1	<0.3	<0.5	<0.001 %	-	-
SP3.1.02	<20	110	86	196	<20	<0.1	<0.1	<0.1	<0.3	<0.5	<0.001 %	-	-
SP3.1.03	<20	<50	<50	<50	<20	<0.1	<0.1	<0.1	<0.3	<0.5	<0.001 %	-	-
SP4.2.01	<20	<50	<50	<50	<20	<0.1	<0.1	<0.1	<0.3	<0.5	<0.001 %	-	-
SP4.2.02	<20	<50	<50	<50	<20	<0.1	<0.1	<0.1	<0.3	<0.5	<0.001 %	-	-
SP4.2.03	<20	<50	<50	<50	<20	<0.1	<0.1	<0.1	<0.3	<0.5	<0.001 %	-	-
SP4.2.04	<20	<50	<50	<50	<20	<0.1	<0.1	<0.1	<0.3	<0.5	<0.001 %	-	-
SP4.2.05	<20	<50	<50	<50	<20	<0.1	<0.1	<0.1	<0.3	<0.5	<0.001 %	5.9	0.0059
SP4.2.06	<20	<50	<50	<50	<20	<0.1	<0.1	<0.1	<0.3	<0.5	<0.001 %	20.6	0.0206
SP3.3.01	<20	<50	<50	<50	<20	<0.1	<0.1	<0.1	<0.3	<0.5	<0.001 %	ND	-
SP3.3.02	<20	<50	<50	<50	<20	<0.1	<0.1	<0.1	<0.3	<0.5	<0.001 %	-	-
SP3.3.03	<20	<50	<50	<50	<20	<0.1	<0.1	<0.1	<0.3	<0.5	<0.001 %	-	-
SP4.1.01	-	-	-	-	-	-	-	-	-	-	<0.001 %	-	-
SP4.1.02	-	-	-	-	-	-	-	-	-	-	<0.001 %	-	-
SP4.1.03	-	-	-	-	-	-	-	-	-	-	<0.001 %	-	-

Indicates General Solid Waste	
Indicates Restricted Solid Waste	
Indicates Hazardous Waste	

Criteria adopted from NSW EPA Waste Classification Guidelines , 2014
N/A - Not Analysed , ND - non-detect

				Field ID	SP03.04	SP03.05	SP03.06	SP1.1.01	SP1.1.02	SP1.1.03	SP2.1.01	SP2.1.02	SP2.1.03	SP3.1.01	SP3.1.02	SP3.1.03	SP3.3.01	SP3.3.02	SP3.3.03					
				Lab Report Number	713277	713277	713277	713566	713566	713566	713566	713566	713566	713566	713566	713566	713566	713566	713566					
				Sample Date	4/09/2020	4/09/2020	4/09/2020	14/04/2020	14/04/2020	14/04/2020	14/04/2020	14/04/2020	14/04/2020	14/04/2020	14/04/2020	14/04/2020	14/04/2020	14/04/2020	14/04/2020					
Method Type	Chemical Name	Unit	EQL	Human Health Investigation Level (HIL A) ⁽¹⁾	Human Health Investigation Level (HIL C) ⁽²⁾	Human Health Investigation Level (HIL D) ⁽³⁾	ESL/EILs - Urban Residential and Public Open Space ⁽⁴⁾	Asbestos Containing Material ⁽⁵⁾																
Metals	Arsenic	mg/kg	2	100	300	3000	100		10	9.6	12	5.5	6.1	8.7	7.2	8	11	12	6	9.3	12	11	17	
	Cadmium	mg/kg	0.4	20	90	900			<0.4	<0.4	<0.4	<0.4	<0.4	<0.4	<0.4	<0.4	<0.4	<0.4	<0.4	<0.4	<0.4	<0.4	<0.4	
	Chromium (III+VI)	mg/kg	5						19	21	28	16	15	18	16	16	26	23	14	28	21	17	25	
	Copper	mg/kg	5	6000	17000	240000			9.3	12	13	13	15	17	15	16	16	11	12	27	8.8	6.6	13	
	Lead	mg/kg	5	300	600	1500	1100		26	34	29	24	29	25	28	32	32	29	25	33	26	24	27	
	Mercury	mg/kg	0.1	40	80	730			<0.1	<0.1	<0.1	<0.1	<0.1	<0.1	<0.1	<0.1	<0.1	<0.1	<0.1	<0.1	<0.1	<0.1	<0.1	<0.1
	Nickel	mg/kg	5	400	1200	6000			8.4	13	11	9.6	8.8	10	8.7	8.2	10	10	7.9	17	7.6	6.2	5.5	
	Zinc	mg/kg	5	7400	30000	400000			24	47	31	50	61	63	62	62	71	39	59	73	22	19	23	
Physical Parameters	Moisture Content (dried @ 103°C)	%	1						14	14	14	11	22	22	28	25	24	18	24	23	12	10	13	
Asbestos	Asbestos Containing Material	w/w%	0.001					0.02	-	-	-	-	-	-	-	0.015	-	-	-	-	-	-	-	
PAH	Benz(a)anthracene	mg/kg	0.5						<0.5	<0.5	<0.5	<0.5	<0.5	<0.5	<0.5	<0.5	<0.5	<0.5	<0.5	<0.5	<0.5	<0.5	<0.5	
	Benzo(a)pyrene	mg/kg	0.5				0.7		<0.5	<0.5	<0.5	<0.5	<0.5	<0.5	<0.5	<0.5	<0.5	<0.5	<0.5	<0.5	<0.5	<0.5	<0.5	
	Benzo(a)pyrene TEQ (lower bound) *	mg/kg	0.5	3	3	40			<0.5	<0.5	<0.5	<0.5	<0.5	<0.5	<0.5	<0.5	<0.5	<0.5	<0.5	<0.5	<0.5	<0.5	<0.5	
	Benzo(a)pyrene TEQ (medium bound) *	mg/kg	0.5	3	3	40			0.6	0.6	0.6	0.6	0.6	0.6	0.6	0.6	0.6	0.6	0.6	0.6	0.6	0.6	0.6	
	Benzo(a)pyrene TEQ (upper bound) *	mg/kg	0.5	3	3	40			1.2	1.2	1.2	1.2	1.2	1.2	1.2	1.2	1.2	1.2	1.2	1.2	1.2	1.2	1.2	
	Benzo(g,h,i)perylene	mg/kg	0.5						<0.5	<0.5	<0.5	<0.5	<0.5	<0.5	<0.5	<0.5	<0.5	<0.5	<0.5	<0.5	<0.5	<0.5	<0.5	<0.5
	Benzo(k)fluoranthene	mg/kg	0.5						<0.5	<0.5	<0.5	<0.5	<0.5	<0.5	<0.5	<0.5	<0.5	<0.5	<0.5	<0.5	<0.5	<0.5	<0.5	<0.5
	Benzo[b+j]fluoranthene	mg/kg	0.5						<0.5	<0.5	<0.5	<0.5	<0.5	<0.5	<0.5	<0.5	<0.5	<0.5	<0.5	<0.5	<0.5	<0.5	<0.5	<0.5
	Chrysene	mg/kg	0.5						<0.5	<0.5	<0.5	<0.5	<0.5	<0.5	<0.5	<0.5	<0.5	<0.5	<0.5	<0.5	<0.5	<0.5	<0.5	<0.5
	Dibenz(a,h)anthracene	mg/kg	0.5						<0.5	<0.5	<0.5	<0.5	<0.5	<0.5	<0.5	<0.5	<0.5	<0.5	<0.5	<0.5	<0.5	<0.5	<0.5	<0.5
Indeno(1,2,3-c,d)pyrene	mg/kg	0.5						<0.5	<0.5	<0.5	<0.5	<0.5	<0.5	<0.5	<0.5	<0.5	<0.5	<0.5	<0.5	<0.5	<0.5	<0.5	<0.5	
SVOCS	Acenaphthene	mg/kg	0.5						<0.5	<0.5	<0.5	<0.5	<0.5	<0.5	<0.5	<0.5	<0.5	<0.5	<0.5	<0.5	<0.5	<0.5	<0.5	
	Acenaphthylene	mg/kg	0.5						<0.5	<0.5	<0.5	<0.5	<0.5	<0.5	<0.5	<0.5	<0.5	<0.5	<0.5	<0.5	<0.5	<0.5	<0.5	
	Anthracene	mg/kg	0.5						<0.5	<0.5	<0.5	<0.5	<0.5	<0.5	<0.5	<0.5	<0.5	<0.5	<0.5	<0.5	<0.5	<0.5	<0.5	
	Fluoranthene	mg/kg	0.5						<0.5	<0.5	<0.5	<0.5	<0.5	<0.5	<0.5	<0.5	<0.5	<0.5	<0.5	<0.5	<0.5	<0.5	<0.5	
	Fluorene	mg/kg	0.5						<0.5	<0.5	<0.5	<0.5	<0.5	<0.5	<0.5	<0.5	<0.5	<0.5	<0.5	<0.5	<0.5	<0.5	<0.5	
	Naphthalene PAH	mg/kg	0.5				170		<0.5	<0.5	<0.5	<0.5	<0.5	<0.5	<0.5	<0.5	<0.5	<0.5	<0.5	<0.5	<0.5	<0.5	<0.5	
	PAHs (Sum of total)	mg/kg	0.5	300	300	4000			<0.5	<0.5	<0.5	<0.5	<0.5	<0.5	<0.5	<0.5	<0.5	<0.5	<0.5	<0.5	<0.5	<0.5	<0.5	
	Phenanthrene	mg/kg	0.5						<0.5	<0.5	<0.5	<0.5	<0.5	<0.5	<0.5	<0.5	<0.5	<0.5	<0.5	<0.5	<0.5	<0.5	<0.5	<0.5
	Pyrene	mg/kg	0.5						<0.5	<0.5	<0.5	<0.5	<0.5	<0.5	<0.5	<0.5	<0.5	<0.5	<0.5	<0.5	<0.5	<0.5	<0.5	<0.5
TPH	C10 - C14	mg/kg	20						<20	<20	<20	<20	<20	<20	<20	<20	<20	<20	<20	<20	<20	<20	<20	
	C10 - C36 (Sum of total)	mg/kg	50						<50	<50	<50	<50	<50	<50	<50	<50	<50	<50	<50	<50	<50	<50	<50	
	C10 - C40 (Sum of total)	mg/kg	100						<100	<100	<100	<100	<100	<100	<100	<100	<100	<100	<100	<100	<100	<100	<100	
	C15 - C28	mg/kg	50						<50	<50	<50	<50	<50	<50	<50	<50	<50	<50	<50	<50	<50	<50	<50	
	C29 - C36	mg/kg	50						<50	<50	<50	<50	<50	<50	<50	<50	<50	<50	<50	<50	<50	<50	<50	
	C6 - C9	mg/kg	20						<20	<20	<20	<20	<20	<20	<20	<20	<20	<20	<20	<20	<20	<20	<20	
TRH	C6-C10	mg/kg	20						<20	<20	<20	<20	<20	<20	<20	<20	<20	<20	<20	<20	<20	<20	<20	
	C6-C10 less BTEX (F1)	mg/kg	20				180		<20	<20	<20	<20	<20	<20	<20	<20	<20	<20	<20	<20	<20	<20	<20	
	TRH >C10-C16	mg/kg	50						<50	<50	<50	<50	<50	<50	<50	<50	<50	<50	<50	<50	<50	<50	<50	
	TRH >C10-C16 less Naphthalene (F2)	mg/kg	50				120		<50	<50	<50	<50	<50	<50	<50	<50	<50	<50	<50	<50	<50	<50	<50	
	TRH >C16-C34 (F3)	mg/kg	100				300		<100	<100	<100	<100	<100	<100	<100	<100	<100	<100	<100	<100	<100	<100	<100	
	TRH >C34-C40 (F4)	mg/kg	100				2800		<100	<100	<100	<100	<100	<100	<100	<100	<100	<100	<100	<100	<100	<100	<100	
BTEX	Benzene	mg/kg	0.1						<0.1	<0.1	<0.1	<0.1	<0.1	<0.1	<0.1	<0.1	<0.1	<0.1	<0.1	<0.1	<0.1	<0.1	<0.1	
	Ethylbenzene	mg/kg	0.1						<0.1	<0.1	<0.1	<0.1	<0.1	<0.1	<0.1	<0.1	<0.1	<0.1	<0.1	<0.1	<0.1	<0.1	<0.1	
	Toluene	mg/kg	0.1						<0.1	<0.1	<0.1	<0.1	<0.1	<0.1	<0.1	<0.1	<0.1	<0.1	<0.1	<0.1	<0.1	<0.1	<0.1	
	Xylene (m & p)	mg/kg	0.2						<0.2	<0.2	<0.2	<0.2	<0.2	<0.2	<0.2	<0.2	<0.2	<0.2	<0.2	<0.2	<0.2	<0.2	<0.2	
	Xylene (o)	mg/kg	0.1						<0.1	<0.1	<0.1	<0.1	<0.1	<0.1	<0.1	<0.1	<0.1	<0.1	<0.1	<0.1	<0.1	<0.1	<0.1	
	Xylene Total	mg/kg	0.3						<0.3	<0.3	<0.3	<0.3	<0.3	<0.3	<0.3	<0.3	<0.3	<0.3	<0.3	<0.3	<0.3	<0.3	<0.3	
VOCs	Naphthalene MAH	mg/kg	0.5						<0.5	<0.5	<0.5	<0.5	<0.5	<0.5	<0.5	<0.5	<0.5	<0.5	<0.5	<0.5	<0.5	<0.5	<0.5	

NOTES

⁽¹⁾ National Environment Protection (Assessment of Site Contamination) Amendment Measure, 2013. Health Investigation Level 'A' - Standard Residential Land Use. Values from Table 1A(1)

⁽²⁾ National Environment Protection (Assessment of Site Contamination) Amendment Measure, 2013. Health Investigation Level 'C' - Recreational Open Space Land Use. Values from Table 1A(1)

⁽³⁾ National Environment Protection (Assessment of Site Contamination) Amendment Measure, 2013. Health Investigation Level 'D' - Commercial/Industrial Land Use. Values from Table 1A(1)

⁽⁴⁾ National Environment Protection (Assessment of Site Contamination) Amendment Measure, 2013. Ecological Investigation Levels and Ecological Screening Levels, Residential/Recreational Land Use, coarse soil. Values from Tables 1B(1) - Table 1B(6)

Soil Analytical Results (Onsite Reuse)

				Field ID	SP4.2.01	SP4.2.02	SP4.2.03	SP4.2.04	SP4.2.05	SP4.2.06				
				Lab Report Number	713566	713566	713566	713566	713566	713566				
				Sample Date	14/04/2020	14/04/2020	14/04/2020	14/04/2020	14/04/2020	14/04/2020				
Method Type	Chemical Name	Unit	EQL	Human Health Investigation Level (HIL A) ⁽¹⁾	Human Health Investigation Level (HIL C) ⁽²⁾	Human Health Investigation Level (HIL D) ⁽³⁾	ESL/EILs - Urban Residential and Public Open Space ⁽⁴⁾	Asbestos Containing Material ⁽⁵⁾						
Metals	Arsenic	mg/kg	2	100	300	3000	100		7.6	11	18	9.8	11	6.7
	Cadmium	mg/kg	0.4	20	90	900			<0.4	<0.4	<0.4	<0.4	<0.4	<0.4
	Chromium (III+VI)	mg/kg	5						15	25	80	46	27	28
	Copper	mg/kg	5	6000	17000	240000			6.6	9.4	20	14	13	12
	Lead	mg/kg	5	300	600	1500	1100		15	24	20	31	29	18
	Mercury	mg/kg	0.1	40	80	730			<0.1	<0.1	<0.1	<0.1	<0.1	<0.1
	Nickel	mg/kg	5	400	1200	6000			<5	9.1	52	29	12	20
	Zinc	mg/kg	5	7400	30000	400000			23	21	45	60	41	31
Physical Parameters	Moisture Content (dried @ 103°C)	%	1						12	7.5	8.6	14	8.7	6.8
Asbestos	Asbestos Containing Material	w/w%	0.001					0.02	-	-	-	-	0.0059	0.0206
PAH	Benz(a)anthracene	mg/kg	0.5						<0.5	<0.5	<0.5	<0.5	<0.5	<0.5
	Benzo(a) pyrene	mg/kg	0.5				0.7		<0.5	<0.5	<0.5	<0.5	<0.5	<0.5
	Benzo(a)pyrene TEQ (lower bound) *	mg/kg	0.5	3	3	40			<0.5	<0.5	<0.5	<0.5	<0.5	<0.5
	Benzo(a)pyrene TEQ (medium bound) *	mg/kg	0.5	3	3	40			0.6	0.6	0.6	0.6	0.6	0.6
	Benzo(a)pyrene TEQ (upper bound) *	mg/kg	0.5	3	3	40			1.2	1.2	1.2	1.2	1.2	1.2
	Benzo(g,h,i)perylene	mg/kg	0.5						<0.5	<0.5	<0.5	<0.5	<0.5	<0.5
	Benzo(k)fluoranthene	mg/kg	0.5						<0.5	<0.5	<0.5	<0.5	<0.5	<0.5
	Benzo(b+j)fluoranthene	mg/kg	0.5						<0.5	<0.5	<0.5	<0.5	<0.5	<0.5
	Chrysene	mg/kg	0.5						<0.5	<0.5	<0.5	<0.5	<0.5	<0.5
	Dibenz(a,h)anthracene	mg/kg	0.5						<0.5	<0.5	<0.5	<0.5	<0.5	<0.5
Indeno(1,2,3-c,d)pyrene	mg/kg	0.5						<0.5	<0.5	<0.5	<0.5	<0.5	<0.5	
SVOCs	Acenaphthene	mg/kg	0.5						<0.5	<0.5	<0.5	<0.5	<0.5	<0.5
	Acenaphthylene	mg/kg	0.5						<0.5	<0.5	<0.5	<0.5	<0.5	<0.5
	Anthracene	mg/kg	0.5						<0.5	<0.5	<0.5	<0.5	<0.5	<0.5
	Fluoranthene	mg/kg	0.5						<0.5	<0.5	<0.5	<0.5	<0.5	<0.5
	Fluorene	mg/kg	0.5						<0.5	<0.5	<0.5	<0.5	<0.5	<0.5
	Naphthalene PAH	mg/kg	0.5				170		<0.5	<0.5	<0.5	<0.5	<0.5	<0.5
	PAHs (Sum of total)	mg/kg	0.5	300	300	4000			<0.5	<0.5	<0.5	<0.5	<0.5	<0.5
	Phenanthrene	mg/kg	0.5						<0.5	<0.5	<0.5	<0.5	<0.5	<0.5
Pyrene	mg/kg	0.5						<0.5	<0.5	<0.5	<0.5	<0.5	<0.5	
TPH	C10 - C14	mg/kg	20						<20	<20	<20	<20	<20	<20
	C10 - C36 (Sum of total)	mg/kg	50						<50	<50	<50	<50	<50	<50
	C10 - C40 (Sum of total)	mg/kg	100						<100	<100	<100	<100	<100	<100
	C15 - C28	mg/kg	50						<50	<50	<50	<50	<50	<50
	C29 - C36	mg/kg	50						<50	<50	<50	<50	<50	<50
	C6 - C9	mg/kg	20						<20	<20	<20	<20	<20	<20
TRH	C6-C10	mg/kg	20						<20	<20	<20	<20	<20	<20
	C6-C10 less BTEX (F1)	mg/kg	20				180		<20	<20	<20	<20	<20	<20
	TRH >C10-C16	mg/kg	50						<50	<50	<50	<50	<50	<50
	TRH >C10-C16 less Naphthalene (F2)	mg/kg	50				120		<50	<50	<50	<50	<50	<50
	TRH >C16-C34 (F3)	mg/kg	100				300		<100	<100	<100	<100	<100	<100
	TRH >C34-C40 (F4)	mg/kg	100				2800		<100	<100	<100	<100	<100	<100
BTEX	Benzene	mg/kg	0.1				50		<0.1	<0.1	<0.1	<0.1	<0.1	<0.1
	Ethylbenzene	mg/kg	0.1				70		<0.1	<0.1	<0.1	<0.1	<0.1	<0.1
	Toluene	mg/kg	0.1				85		<0.1	<0.1	<0.1	<0.1	<0.1	<0.1
	Xylene (m & p)	mg/kg	0.2				105		<0.2	<0.2	<0.2	<0.2	<0.2	<0.2
	Xylene (o)	mg/kg	0.1						<0.1	<0.1	<0.1	<0.1	<0.1	<0.1
	Xylene Total	mg/kg	0.3						<0.3	<0.3	<0.3	<0.3	<0.3	<0.3
VOCs	Naphthalene MAH	mg/kg	0.5				170		<0.5	<0.5	<0.5	<0.5	<0.5	<0.5

NOTES

- ⁽¹⁾ National Environment Protection (Assessment of Site Contamination) Amendment Measure, 2013. Health Investigation Level 'A' - Standard Residential Land Use. Values from Table 1A(1)
- ⁽²⁾ National Environment Protection (Assessment of Site Contamination) Amendment Measure, 2013. Health Investigation Level 'C' - Recreational Open Space Land Use. Values from Table 1A(1)
- ⁽³⁾ National Environment Protection (Assessment of Site Contamination) Amendment Measure, 2013. Health Investigation Level 'D' - Commercial/Industrial Land Use. Values from Table 1A(1)
- ⁽⁴⁾ National Environment Protection (Assessment of Site Contamination) Amendment Measure, 2013. Ecological Investigation Levels and Ecological Screening Levels, Residential/Recreational Land Use, coarse soil. Values from Tables 1B(1) - Table 1B(6)
- ⁽⁵⁾ National Environment Protection (Assessment of Site Contamination) Amendment Measure, 2013. Health Screening levels for asbestos contamination in soil, Recreational C. Values from Table 7.

Waste Classification Report

ICON SI (AUST) Pty Ltd

1 Thorney Road, Fairfield West, NSW

Appendix C: Laboratory Certificates

Greencap NSW P/L
Level 2/11 Khartoum Road
North Ryde
NSW 2113



NATA Accredited
Accreditation Number 1261
Site Number 18217

Accredited for compliance with ISO/IEC 17025 – Testing
The results of the tests, calibrations and/or
measurements included in this document are traceable
to Australian/national standards.

Attention: **Kris Knight**

Report **713277-S**
Project name **C106404-J167854**
Project ID **C106404-J167854**
Received Date **Apr 09, 2020**

Client Sample ID			SP01.01	SP01.02	SP01.03	SP01.04
Sample Matrix			Soil	Soil	Soil	Soil
Eurofins Sample No.			S20-Ap16342	S20-Ap16343	S20-Ap16344	S20-Ap16345
Date Sampled			Apr 09, 2020	Apr 09, 2020	Apr 09, 2020	Apr 09, 2020
Test/Reference	LOR	Unit				
Total Recoverable Hydrocarbons - 1999 NEPM Fractions						
TRH C6-C9	20	mg/kg	< 20	< 20	< 20	< 20
TRH C10-C14	20	mg/kg	< 20	< 20	< 20	< 20
TRH C15-C28	50	mg/kg	< 50	< 50	< 50	< 50
TRH C29-C36	50	mg/kg	< 50	< 50	< 50	< 50
TRH C10-C36 (Total)	50	mg/kg	< 50	< 50	< 50	< 50
BTEX						
Benzene	0.1	mg/kg	< 0.1	< 0.1	< 0.1	< 0.1
Toluene	0.1	mg/kg	< 0.1	< 0.1	< 0.1	< 0.1
Ethylbenzene	0.1	mg/kg	< 0.1	< 0.1	< 0.1	< 0.1
m&p-Xylenes	0.2	mg/kg	< 0.2	< 0.2	< 0.2	< 0.2
o-Xylene	0.1	mg/kg	< 0.1	< 0.1	< 0.1	< 0.1
Xylenes - Total*	0.3	mg/kg	< 0.3	< 0.3	< 0.3	< 0.3
4-Bromofluorobenzene (surr.)	1	%	97	93	65	89
Total Recoverable Hydrocarbons - 2013 NEPM Fractions						
Naphthalene ^{N02}	0.5	mg/kg	< 0.5	< 0.5	< 0.5	< 0.5
TRH C6-C10	20	mg/kg	< 20	< 20	< 20	< 20
TRH C6-C10 less BTEX (F1) ^{N04}	20	mg/kg	< 20	< 20	< 20	< 20
TRH >C10-C16	50	mg/kg	< 50	< 50	< 50	< 50
TRH >C10-C16 less Naphthalene (F2) ^{N01}	50	mg/kg	< 50	< 50	< 50	< 50
TRH >C16-C34	100	mg/kg	< 100	< 100	< 100	< 100
TRH >C34-C40	100	mg/kg	< 100	< 100	< 100	< 100
TRH >C10-C40 (total)*	100	mg/kg	< 100	< 100	< 100	< 100
Polycyclic Aromatic Hydrocarbons						
Benzo(a)pyrene TEQ (lower bound) *	0.5	mg/kg	< 0.5	< 0.5	< 0.5	< 0.5
Benzo(a)pyrene TEQ (medium bound) *	0.5	mg/kg	0.6	0.6	0.6	0.6
Benzo(a)pyrene TEQ (upper bound) *	0.5	mg/kg	1.2	1.2	1.2	1.2
Acenaphthene	0.5	mg/kg	< 0.5	< 0.5	< 0.5	< 0.5
Acenaphthylene	0.5	mg/kg	< 0.5	< 0.5	< 0.5	< 0.5
Anthracene	0.5	mg/kg	< 0.5	< 0.5	< 0.5	< 0.5
Benz(a)anthracene	0.5	mg/kg	< 0.5	< 0.5	< 0.5	< 0.5
Benzo(a)pyrene	0.5	mg/kg	< 0.5	< 0.5	< 0.5	< 0.5
Benzo(b&j)fluoranthene ^{N07}	0.5	mg/kg	< 0.5	< 0.5	< 0.5	< 0.5
Benzo(g,h,i)perylene	0.5	mg/kg	< 0.5	< 0.5	< 0.5	< 0.5
Benzo(k)fluoranthene	0.5	mg/kg	< 0.5	< 0.5	< 0.5	< 0.5
Chrysene	0.5	mg/kg	< 0.5	< 0.5	< 0.5	< 0.5

Client Sample ID			SP01.01	SP01.02	SP01.03	SP01.04
Sample Matrix			Soil	Soil	Soil	Soil
Eurofins Sample No.			S20-Ap16342	S20-Ap16343	S20-Ap16344	S20-Ap16345
Date Sampled			Apr 09, 2020	Apr 09, 2020	Apr 09, 2020	Apr 09, 2020
Test/Reference	LOR	Unit				
Polycyclic Aromatic Hydrocarbons						
Dibenz(a,h)anthracene	0.5	mg/kg	< 0.5	< 0.5	< 0.5	< 0.5
Fluoranthene	0.5	mg/kg	< 0.5	< 0.5	< 0.5	< 0.5
Fluorene	0.5	mg/kg	< 0.5	< 0.5	< 0.5	< 0.5
Indeno(1.2.3-cd)pyrene	0.5	mg/kg	< 0.5	< 0.5	< 0.5	< 0.5
Naphthalene	0.5	mg/kg	< 0.5	< 0.5	< 0.5	< 0.5
Phenanthrene	0.5	mg/kg	< 0.5	< 0.5	< 0.5	< 0.5
Pyrene	0.5	mg/kg	< 0.5	< 0.5	< 0.5	< 0.5
Total PAH*	0.5	mg/kg	< 0.5	< 0.5	< 0.5	< 0.5
2-Fluorobiphenyl (surr.)	1	%	72	70	70	75
p-Terphenyl-d14 (surr.)	1	%	70	67	66	72
Heavy Metals						
Arsenic	2	mg/kg	6.5	11	9.2	23
Cadmium	0.4	mg/kg	< 0.4	< 0.4	< 0.4	< 0.4
Chromium	5	mg/kg	14	19	18	33
Copper	5	mg/kg	6.8	9.1	11	11
Lead	5	mg/kg	19	23	28	30
Mercury	0.1	mg/kg	< 0.1	< 0.1	< 0.1	< 0.1
Nickel	5	mg/kg	< 5	5.3	7.8	7.6
Zinc	5	mg/kg	23	27	37	29
% Moisture	1	%	17	17	19	14

Client Sample ID			SP01.05	SP01.06	SP02.01	SP02.02
Sample Matrix			Soil	Soil	Soil	Soil
Eurofins Sample No.			S20-Ap16346	S20-Ap16347	S20-Ap16348	S20-Ap16349
Date Sampled			Apr 09, 2020	Apr 09, 2020	Apr 09, 2020	Apr 09, 2020
Test/Reference	LOR	Unit				
Total Recoverable Hydrocarbons - 1999 NEPM Fractions						
TRH C6-C9	20	mg/kg	< 20	< 20	< 20	< 20
TRH C10-C14	20	mg/kg	< 20	< 20	< 20	< 20
TRH C15-C28	50	mg/kg	< 50	< 50	< 50	< 50
TRH C29-C36	50	mg/kg	< 50	< 50	< 50	< 50
TRH C10-C36 (Total)	50	mg/kg	< 50	< 50	< 50	< 50
BTEX						
Benzene	0.1	mg/kg	< 0.1	< 0.1	< 0.1	< 0.1
Toluene	0.1	mg/kg	< 0.1	< 0.1	< 0.1	< 0.1
Ethylbenzene	0.1	mg/kg	< 0.1	< 0.1	< 0.1	< 0.1
m&p-Xylenes	0.2	mg/kg	< 0.2	< 0.2	< 0.2	< 0.2
o-Xylene	0.1	mg/kg	< 0.1	< 0.1	< 0.1	< 0.1
Xylenes - Total*	0.3	mg/kg	< 0.3	< 0.3	< 0.3	< 0.3
4-Bromofluorobenzene (surr.)	1	%	92	83	91	91
Total Recoverable Hydrocarbons - 2013 NEPM Fractions						
Naphthalene ^{N02}	0.5	mg/kg	< 0.5	< 0.5	< 0.5	< 0.5
TRH C6-C10	20	mg/kg	< 20	< 20	< 20	< 20
TRH C6-C10 less BTEX (F1) ^{N04}	20	mg/kg	< 20	< 20	< 20	< 20
TRH >C10-C16	50	mg/kg	< 50	< 50	< 50	< 50
TRH >C10-C16 less Naphthalene (F2) ^{N01}	50	mg/kg	< 50	< 50	< 50	< 50
TRH >C16-C34	100	mg/kg	< 100	< 100	< 100	< 100

Client Sample ID			SP01.05	SP01.06	SP02.01	SP02.02
Sample Matrix			Soil	Soil	Soil	Soil
Eurofins Sample No.			S20-Ap16346	S20-Ap16347	S20-Ap16348	S20-Ap16349
Date Sampled			Apr 09, 2020	Apr 09, 2020	Apr 09, 2020	Apr 09, 2020
Test/Reference	LOR	Unit				
Total Recoverable Hydrocarbons - 2013 NEPM Fractions						
TRH >C34-C40	100	mg/kg	< 100	< 100	< 100	< 100
TRH >C10-C40 (total)*	100	mg/kg	< 100	< 100	< 100	< 100
Polycyclic Aromatic Hydrocarbons						
Benzo(a)pyrene TEQ (lower bound) *	0.5	mg/kg	< 0.5	< 0.5	< 0.5	< 0.5
Benzo(a)pyrene TEQ (medium bound) *	0.5	mg/kg	0.6	0.6	0.6	0.6
Benzo(a)pyrene TEQ (upper bound) *	0.5	mg/kg	1.2	1.2	1.2	1.2
Acenaphthene	0.5	mg/kg	< 0.5	< 0.5	< 0.5	< 0.5
Acenaphthylene	0.5	mg/kg	< 0.5	< 0.5	< 0.5	< 0.5
Anthracene	0.5	mg/kg	< 0.5	< 0.5	< 0.5	< 0.5
Benz(a)anthracene	0.5	mg/kg	< 0.5	< 0.5	< 0.5	< 0.5
Benzo(a)pyrene	0.5	mg/kg	< 0.5	< 0.5	< 0.5	< 0.5
Benzo(b&j)fluoranthene ^{N07}	0.5	mg/kg	< 0.5	< 0.5	< 0.5	< 0.5
Benzo(g,h,i)perylene	0.5	mg/kg	< 0.5	< 0.5	< 0.5	< 0.5
Benzo(k)fluoranthene	0.5	mg/kg	< 0.5	< 0.5	< 0.5	< 0.5
Chrysene	0.5	mg/kg	< 0.5	< 0.5	< 0.5	< 0.5
Dibenz(a,h)anthracene	0.5	mg/kg	< 0.5	< 0.5	< 0.5	< 0.5
Fluoranthene	0.5	mg/kg	< 0.5	< 0.5	< 0.5	< 0.5
Fluorene	0.5	mg/kg	< 0.5	< 0.5	< 0.5	< 0.5
Indeno(1,2,3-cd)pyrene	0.5	mg/kg	< 0.5	< 0.5	< 0.5	< 0.5
Naphthalene	0.5	mg/kg	< 0.5	< 0.5	< 0.5	< 0.5
Phenanthrene	0.5	mg/kg	< 0.5	< 0.5	< 0.5	< 0.5
Pyrene	0.5	mg/kg	< 0.5	< 0.5	< 0.5	< 0.5
Total PAH*	0.5	mg/kg	< 0.5	< 0.5	< 0.5	< 0.5
2-Fluorobiphenyl (surr.)	1	%	71	73	73	72
p-Terphenyl-d14 (surr.)	1	%	68	68	70	65
Heavy Metals						
Arsenic	2	mg/kg	20	19	18	11
Cadmium	0.4	mg/kg	< 0.4	< 0.4	< 0.4	< 0.4
Chromium	5	mg/kg	34	22	65	24
Copper	5	mg/kg	10.0	14	18	13
Lead	5	mg/kg	28	24	30	23
Mercury	0.1	mg/kg	< 0.1	< 0.1	< 0.1	< 0.1
Nickel	5	mg/kg	8.6	8.7	37	10
Zinc	5	mg/kg	26	47	48	30
% Moisture	1	%	16	16	15	16

Client Sample ID			SP02.03	SP02.04	SP02.05	SP02.06
Sample Matrix			Soil	Soil	Soil	Soil
Eurofins Sample No.			S20-Ap16350	S20-Ap16351	S20-Ap16352	S20-Ap16353
Date Sampled			Apr 09, 2020	Apr 09, 2020	Apr 09, 2020	Apr 09, 2020
Test/Reference	LOR	Unit				
Total Recoverable Hydrocarbons - 1999 NEPM Fractions						
TRH C6-C9	20	mg/kg	< 20	< 20	< 20	< 20
TRH C10-C14	20	mg/kg	< 20	< 20	< 20	< 20
TRH C15-C28	50	mg/kg	< 50	< 50	< 50	< 50
TRH C29-C36	50	mg/kg	< 50	< 50	< 50	< 50
TRH C10-C36 (Total)	50	mg/kg	< 50	< 50	< 50	< 50

Client Sample ID			SP02.03	SP02.04	SP02.05	SP02.06
Sample Matrix			Soil	Soil	Soil	Soil
Eurofins Sample No.			S20-Ap16350	S20-Ap16351	S20-Ap16352	S20-Ap16353
Date Sampled			Apr 09, 2020	Apr 09, 2020	Apr 09, 2020	Apr 09, 2020
Test/Reference	LOR	Unit				
BTEX						
Benzene	0.1	mg/kg	< 0.1	< 0.1	< 0.1	< 0.1
Toluene	0.1	mg/kg	< 0.1	< 0.1	< 0.1	< 0.1
Ethylbenzene	0.1	mg/kg	< 0.1	< 0.1	< 0.1	< 0.1
m&p-Xylenes	0.2	mg/kg	< 0.2	< 0.2	< 0.2	< 0.2
o-Xylene	0.1	mg/kg	< 0.1	< 0.1	< 0.1	< 0.1
Xylenes - Total*	0.3	mg/kg	< 0.3	< 0.3	< 0.3	< 0.3
4-Bromofluorobenzene (surr.)	1	%	91	93	86	98
Total Recoverable Hydrocarbons - 2013 NEPM Fractions						
Naphthalene ^{N02}	0.5	mg/kg	< 0.5	< 0.5	< 0.5	< 0.5
TRH C6-C10	20	mg/kg	< 20	< 20	< 20	< 20
TRH C6-C10 less BTEX (F1) ^{N04}	20	mg/kg	< 20	< 20	< 20	< 20
TRH >C10-C16	50	mg/kg	< 50	< 50	< 50	< 50
TRH >C10-C16 less Naphthalene (F2) ^{N01}	50	mg/kg	< 50	< 50	< 50	< 50
TRH >C16-C34	100	mg/kg	< 100	< 100	< 100	< 100
TRH >C34-C40	100	mg/kg	< 100	< 100	< 100	< 100
TRH >C10-C40 (total)*	100	mg/kg	< 100	< 100	< 100	< 100
Polycyclic Aromatic Hydrocarbons						
Benzo(a)pyrene TEQ (lower bound) *	0.5	mg/kg	< 0.5	< 0.5	< 0.5	< 0.5
Benzo(a)pyrene TEQ (medium bound) *	0.5	mg/kg	0.6	0.6	0.6	0.6
Benzo(a)pyrene TEQ (upper bound) *	0.5	mg/kg	1.2	1.2	1.2	1.2
Acenaphthene	0.5	mg/kg	< 0.5	< 0.5	< 0.5	< 0.5
Acenaphthylene	0.5	mg/kg	< 0.5	< 0.5	< 0.5	< 0.5
Anthracene	0.5	mg/kg	< 0.5	< 0.5	< 0.5	< 0.5
Benz(a)anthracene	0.5	mg/kg	< 0.5	< 0.5	< 0.5	< 0.5
Benzo(a)pyrene	0.5	mg/kg	< 0.5	< 0.5	< 0.5	< 0.5
Benzo(b&j)fluoranthene ^{N07}	0.5	mg/kg	< 0.5	< 0.5	< 0.5	< 0.5
Benzo(g,h,i)perylene	0.5	mg/kg	< 0.5	< 0.5	< 0.5	< 0.5
Benzo(k)fluoranthene	0.5	mg/kg	< 0.5	< 0.5	< 0.5	< 0.5
Chrysene	0.5	mg/kg	< 0.5	< 0.5	< 0.5	< 0.5
Dibenz(a,h)anthracene	0.5	mg/kg	< 0.5	< 0.5	< 0.5	< 0.5
Fluoranthene	0.5	mg/kg	< 0.5	< 0.5	< 0.5	< 0.5
Fluorene	0.5	mg/kg	< 0.5	< 0.5	< 0.5	< 0.5
Indeno(1,2,3-cd)pyrene	0.5	mg/kg	< 0.5	< 0.5	< 0.5	< 0.5
Naphthalene	0.5	mg/kg	< 0.5	< 0.5	< 0.5	< 0.5
Phenanthrene	0.5	mg/kg	< 0.5	< 0.5	< 0.5	< 0.5
Pyrene	0.5	mg/kg	< 0.5	< 0.5	< 0.5	< 0.5
Total PAH*	0.5	mg/kg	< 0.5	< 0.5	< 0.5	< 0.5
2-Fluorobiphenyl (surr.)	1	%	71	71	74	73
p-Terphenyl-d14 (surr.)	1	%	66	66	69	65
Heavy Metals						
Arsenic	2	mg/kg	8.4	15	6.6	16
Cadmium	0.4	mg/kg	< 0.4	< 0.4	< 0.4	< 0.4
Chromium	5	mg/kg	24	20	52	28
Copper	5	mg/kg	14	13	16	9.7
Lead	5	mg/kg	24	44	16	36
Mercury	0.1	mg/kg	< 0.1	< 0.1	< 0.1	< 0.1
Nickel	5	mg/kg	15	7.6	44	8.2
Zinc	5	mg/kg	36	58	49	33
% Moisture	1	%	16	18	11	17

Client Sample ID			SP03.01	SP03.02	SP03.03	SP03.04
Sample Matrix			Soil	Soil	Soil	Soil
Eurofins Sample No.			S20-Ap16354	S20-Ap16355	S20-Ap16356	S20-Ap16357
Date Sampled			Apr 09, 2020	Apr 09, 2020	Apr 09, 2020	Apr 09, 2020
Test/Reference	LOR	Unit				
Total Recoverable Hydrocarbons - 1999 NEPM Fractions						
TRH C6-C9	20	mg/kg	< 20	< 20	< 20	< 20
TRH C10-C14	20	mg/kg	< 20	< 20	< 20	< 20
TRH C15-C28	50	mg/kg	< 50	< 50	< 50	< 50
TRH C29-C36	50	mg/kg	< 50	< 50	< 50	< 50
TRH C10-C36 (Total)	50	mg/kg	< 50	< 50	< 50	< 50
BTEX						
Benzene	0.1	mg/kg	< 0.1	< 0.1	< 0.1	< 0.1
Toluene	0.1	mg/kg	< 0.1	< 0.1	< 0.1	< 0.1
Ethylbenzene	0.1	mg/kg	< 0.1	< 0.1	< 0.1	< 0.1
m&p-Xylenes	0.2	mg/kg	< 0.2	< 0.2	< 0.2	< 0.2
o-Xylene	0.1	mg/kg	< 0.1	< 0.1	< 0.1	< 0.1
Xylenes - Total*	0.3	mg/kg	< 0.3	< 0.3	< 0.3	< 0.3
4-Bromofluorobenzene (surr.)	1	%	98	99	100	96
Total Recoverable Hydrocarbons - 2013 NEPM Fractions						
Naphthalene ^{N02}	0.5	mg/kg	< 0.5	< 0.5	< 0.5	< 0.5
TRH C6-C10	20	mg/kg	< 20	< 20	< 20	< 20
TRH C6-C10 less BTEX (F1) ^{N04}	20	mg/kg	< 20	< 20	< 20	< 20
TRH >C10-C16	50	mg/kg	< 50	< 50	< 50	< 50
TRH >C10-C16 less Naphthalene (F2) ^{N01}	50	mg/kg	< 50	< 50	< 50	< 50
TRH >C16-C34	100	mg/kg	< 100	< 100	< 100	< 100
TRH >C34-C40	100	mg/kg	< 100	< 100	< 100	< 100
TRH >C10-C40 (total)*	100	mg/kg	< 100	< 100	< 100	< 100
Polycyclic Aromatic Hydrocarbons						
Benzo(a)pyrene TEQ (lower bound) *	0.5	mg/kg	< 0.5	< 0.5	< 0.5	< 0.5
Benzo(a)pyrene TEQ (medium bound) *	0.5	mg/kg	0.6	0.6	0.6	0.6
Benzo(a)pyrene TEQ (upper bound) *	0.5	mg/kg	1.2	1.2	1.2	1.2
Acenaphthene	0.5	mg/kg	< 0.5	< 0.5	< 0.5	< 0.5
Acenaphthylene	0.5	mg/kg	< 0.5	< 0.5	< 0.5	< 0.5
Anthracene	0.5	mg/kg	< 0.5	< 0.5	< 0.5	< 0.5
Benz(a)anthracene	0.5	mg/kg	< 0.5	< 0.5	< 0.5	< 0.5
Benzo(a)pyrene	0.5	mg/kg	< 0.5	< 0.5	< 0.5	< 0.5
Benzo(b&j)fluoranthene ^{N07}	0.5	mg/kg	< 0.5	< 0.5	< 0.5	< 0.5
Benzo(g,h,i)perylene	0.5	mg/kg	< 0.5	< 0.5	< 0.5	< 0.5
Benzo(k)fluoranthene	0.5	mg/kg	< 0.5	< 0.5	< 0.5	< 0.5
Chrysene	0.5	mg/kg	< 0.5	< 0.5	< 0.5	< 0.5
Dibenz(a,h)anthracene	0.5	mg/kg	< 0.5	< 0.5	< 0.5	< 0.5
Fluoranthene	0.5	mg/kg	< 0.5	< 0.5	< 0.5	< 0.5
Fluorene	0.5	mg/kg	< 0.5	< 0.5	< 0.5	< 0.5
Indeno(1,2,3-cd)pyrene	0.5	mg/kg	< 0.5	< 0.5	< 0.5	< 0.5
Naphthalene	0.5	mg/kg	< 0.5	< 0.5	< 0.5	< 0.5
Phenanthrene	0.5	mg/kg	< 0.5	< 0.5	< 0.5	< 0.5
Pyrene	0.5	mg/kg	< 0.5	< 0.5	< 0.5	< 0.5
Total PAH*	0.5	mg/kg	< 0.5	< 0.5	< 0.5	< 0.5
2-Fluorobiphenyl (surr.)	1	%	70	69	79	72
p-Terphenyl-d14 (surr.)	1	%	62	62	73	69

Client Sample ID			SP03.01	SP03.02	SP03.03	SP03.04
Sample Matrix			Soil	Soil	Soil	Soil
Eurofins Sample No.			S20-Ap16354	S20-Ap16355	S20-Ap16356	S20-Ap16357
Date Sampled			Apr 09, 2020	Apr 09, 2020	Apr 09, 2020	Apr 09, 2020
Test/Reference	LOR	Unit				
Heavy Metals						
Arsenic	2	mg/kg	15	13	14	10
Cadmium	0.4	mg/kg	< 0.4	< 0.4	< 0.4	< 0.4
Chromium	5	mg/kg	25	23	28	19
Copper	5	mg/kg	8.8	8.4	7.4	9.3
Lead	5	mg/kg	32	27	30	26
Mercury	0.1	mg/kg	< 0.1	< 0.1	< 0.1	< 0.1
Nickel	5	mg/kg	6.3	8.0	6.2	8.4
Zinc	5	mg/kg	18	24	21	24
% Moisture	1	%	14	12	13	14

Client Sample ID			SP03.05	SP03.06	FD1
Sample Matrix			Soil	Soil	Soil
Eurofins Sample No.			S20-Ap16358	S20-Ap16359	S20-Ap16360
Date Sampled			Apr 09, 2020	Apr 09, 2020	Apr 09, 2020
Test/Reference	LOR	Unit			
Total Recoverable Hydrocarbons - 1999 NEPM Fractions					
TRH C6-C9	20	mg/kg	< 20	< 20	-
TRH C10-C14	20	mg/kg	< 20	< 20	-
TRH C15-C28	50	mg/kg	< 50	< 50	-
TRH C29-C36	50	mg/kg	< 50	< 50	-
TRH C10-C36 (Total)	50	mg/kg	< 50	< 50	-
BTEX					
Benzene	0.1	mg/kg	< 0.1	< 0.1	-
Toluene	0.1	mg/kg	< 0.1	< 0.1	-
Ethylbenzene	0.1	mg/kg	< 0.1	< 0.1	-
m&p-Xylenes	0.2	mg/kg	< 0.2	< 0.2	-
o-Xylene	0.1	mg/kg	< 0.1	< 0.1	-
Xylenes - Total*	0.3	mg/kg	< 0.3	< 0.3	-
4-Bromofluorobenzene (surr.)	1	%	101	79	-
Total Recoverable Hydrocarbons - 2013 NEPM Fractions					
Naphthalene ^{N02}	0.5	mg/kg	< 0.5	< 0.5	-
TRH C6-C10	20	mg/kg	< 20	< 20	-
TRH C6-C10 less BTEX (F1) ^{N04}	20	mg/kg	< 20	< 20	-
TRH >C10-C16	50	mg/kg	< 50	< 50	-
TRH >C10-C16 less Naphthalene (F2) ^{N01}	50	mg/kg	< 50	< 50	-
TRH >C16-C34	100	mg/kg	< 100	< 100	-
TRH >C34-C40	100	mg/kg	< 100	< 100	-
TRH >C10-C40 (total)*	100	mg/kg	< 100	< 100	-
Polycyclic Aromatic Hydrocarbons					
Benzo(a)pyrene TEQ (lower bound) *	0.5	mg/kg	< 0.5	< 0.5	-
Benzo(a)pyrene TEQ (medium bound) *	0.5	mg/kg	0.6	0.6	-
Benzo(a)pyrene TEQ (upper bound) *	0.5	mg/kg	1.2	1.2	-
Acenaphthene	0.5	mg/kg	< 0.5	< 0.5	-
Acenaphthylene	0.5	mg/kg	< 0.5	< 0.5	-
Anthracene	0.5	mg/kg	< 0.5	< 0.5	-
Benz(a)anthracene	0.5	mg/kg	< 0.5	< 0.5	-
Benzo(a)pyrene	0.5	mg/kg	< 0.5	< 0.5	-

Client Sample ID			SP03.05	SP03.06	FD1
Sample Matrix			Soil	Soil	Soil
Eurofins Sample No.			S20-Ap16358	S20-Ap16359	S20-Ap16360
Date Sampled			Apr 09, 2020	Apr 09, 2020	Apr 09, 2020
Test/Reference	LOR	Unit			
Polycyclic Aromatic Hydrocarbons					
Benzo(b&j)fluoranthene ^{N07}	0.5	mg/kg	< 0.5	< 0.5	-
Benzo(g,h,i)perylene	0.5	mg/kg	< 0.5	< 0.5	-
Benzo(k)fluoranthene	0.5	mg/kg	< 0.5	< 0.5	-
Chrysene	0.5	mg/kg	< 0.5	< 0.5	-
Dibenz(a,h)anthracene	0.5	mg/kg	< 0.5	< 0.5	-
Fluoranthene	0.5	mg/kg	< 0.5	< 0.5	-
Fluorene	0.5	mg/kg	< 0.5	< 0.5	-
Indeno(1.2.3-cd)pyrene	0.5	mg/kg	< 0.5	< 0.5	-
Naphthalene	0.5	mg/kg	< 0.5	< 0.5	-
Phenanthrene	0.5	mg/kg	< 0.5	< 0.5	-
Pyrene	0.5	mg/kg	< 0.5	< 0.5	-
Total PAH*	0.5	mg/kg	< 0.5	< 0.5	-
2-Fluorobiphenyl (surr.)	1	%	77	75	-
p-Terphenyl-d14 (surr.)	1	%	72	77	-
Heavy Metals					
Arsenic	2	mg/kg	9.6	12	12
Cadmium	0.4	mg/kg	< 0.4	< 0.4	< 0.4
Chromium	5	mg/kg	21	28	21
Copper	5	mg/kg	12	13	13
Lead	5	mg/kg	34	29	27
Mercury	0.1	mg/kg	< 0.1	< 0.1	< 0.1
Nickel	5	mg/kg	13	11	8.4
Zinc	5	mg/kg	47	31	42
% Moisture					
	1	%	14	14	17

Sample History

Where samples are submitted/analysed over several days, the last date of extraction and analysis is reported. A recent review of our LIMS has resulted in the correction or clarification of some method identifications. Due to this, some of the method reference information on reports has changed. However, no substantive change has been made to our laboratory methods, and as such there is no change in the validity of current or previous results.

If the date and time of sampling are not provided, the Laboratory will not be responsible for compromised results should testing be performed outside the recommended holding time.

Description	Testing Site	Extracted	Holding Time
Total Recoverable Hydrocarbons - 1999 NEPM Fractions - Method: LTM-ORG-2010 TRH C6-C40	Sydney	Apr 09, 2020	14 Days
BTEX - Method: LTM-ORG-2010 TRH C6-C40	Sydney	Apr 09, 2020	14 Days
Total Recoverable Hydrocarbons - 2013 NEPM Fractions - Method: LTM-ORG-2010 TRH C6-C40	Sydney	Apr 09, 2020	14 Days
Total Recoverable Hydrocarbons - 2013 NEPM Fractions - Method: LTM-ORG-2010 TRH C6-C40	Sydney	Apr 09, 2020	
Polycyclic Aromatic Hydrocarbons - Method: LTM-ORG-2130 PAH and Phenols in Soil and Water	Sydney	Apr 09, 2020	14 Days
Metals M8 - Method: LTM-MET-3040 Metals in Waters, Soils & Sediments by ICP-MS	Sydney	Apr 09, 2020	180 Days
% Moisture - Method: LTM-GEN-7080 Moisture	Sydney	Apr 09, 2020	14 Days

Australia

Melbourne
6 Monterey Road
Dandenong South VIC 3175
Phone : +61 3 8564 5000
NATA # 1261
Site # 1254 & 14271

Sydney
Unit F3, Building F
16 Mars Road
Lane Cove West NSW 2066
Phone : +61 2 9900 8400
NATA # 1261 Site # 18217

Brisbane
1/21 Smallwood Place
Murarrie QLD 4172
Phone : +61 7 3902 4600
NATA # 1261 Site # 20794

Perth
2/91 Leach Highway
Kewdale WA 6105
Phone : +61 8 9251 9600
NATA # 1261
Site # 23736

New Zealand

Auckland
35 O'Rorke Road
Penrose, Auckland 1061
Phone : +64 9 526 45 51
IANZ # 1327

Christchurch
43 Detroit Drive
Rolleston, Christchurch 7675
Phone : 0800 856 450
IANZ # 1290

Company Name: Greencap NSW P/L
Address: Level 2/11 Khartoum Road
North Ryde
NSW 2113

Project Name: C106404-J167854
Project ID: C106404-J167854

Order No.:
Report #: 713277
Phone: 02 9889 1800
Fax: 02 9889 1811

Received: Apr 9, 2020 6:42 PM
Due: Apr 14, 2020
Priority: 1 Day
Contact Name: Kris Knight

Eurofins Analytical Services Manager : Ursula Long

Sample Detail						Metals M8	Moisture Set	Eurofins mgt Site B7
Melbourne Laboratory - NATA Site # 1254 & 14271								
Sydney Laboratory - NATA Site # 18217						X	X	X
Brisbane Laboratory - NATA Site # 20794								
Perth Laboratory - NATA Site # 23736								
External Laboratory								
No	Sample ID	Sample Date	Sampling Time	Matrix	LAB ID			
1	SP01.01	Apr 09, 2020		Soil	S20-Ap16342		X	X
2	SP01.02	Apr 09, 2020		Soil	S20-Ap16343		X	X
3	SP01.03	Apr 09, 2020		Soil	S20-Ap16344		X	X
4	SP01.04	Apr 09, 2020		Soil	S20-Ap16345		X	X
5	SP01.05	Apr 09, 2020		Soil	S20-Ap16346		X	X
6	SP01.06	Apr 09, 2020		Soil	S20-Ap16347		X	X
7	SP02.01	Apr 09, 2020		Soil	S20-Ap16348		X	X
8	SP02.02	Apr 09, 2020		Soil	S20-Ap16349		X	X
9	SP02.03	Apr 09, 2020		Soil	S20-Ap16350		X	X
10	SP02.04	Apr 09, 2020		Soil	S20-Ap16351		X	X

Australia

Melbourne
 6 Monterey Road
 Dandenong South VIC 3175
 Phone : +61 3 8564 5000
 NATA # 1261
 Site # 1254 & 14271

Sydney
 Unit F3, Building F
 16 Mars Road
 Lane Cove West NSW 2066
 Phone : +61 2 9900 8400
 NATA # 1261 Site # 18217

Brisbane
 1/21 Smallwood Place
 Murarrie QLD 4172
 Phone : +61 7 3902 4600
 NATA # 1261 Site # 20794

Perth
 2/91 Leach Highway
 Kewdale WA 6105
 Phone : +61 8 9251 9600
 NATA # 1261
 Site # 23736

New Zealand

Auckland
 35 O'Rorke Road
 Penrose, Auckland 1061
 Phone : +64 9 526 45 51
 IANZ # 1327

Christchurch
 43 Detroit Drive
 Rolleston, Christchurch 7675
 Phone : 0800 856 450
 IANZ # 1290

Company Name: Greencap NSW P/L
Address: Level 2/11 Khartoum Road
 North Ryde
 NSW 2113

Project Name: C106404-J167854
Project ID: C106404-J167854

Order No.:
Report #: 713277
Phone: 02 9889 1800
Fax: 02 9889 1811

Received: Apr 9, 2020 6:42 PM
Due: Apr 14, 2020
Priority: 1 Day
Contact Name: Kris Knight

Eurofins Analytical Services Manager : Ursula Long

Sample Detail						Metals M8	Moisture Set	Eurofins mgt Suite B7
Melbourne Laboratory - NATA Site # 1254 & 14271								
Sydney Laboratory - NATA Site # 18217						X	X	X
Brisbane Laboratory - NATA Site # 20794								
Perth Laboratory - NATA Site # 23736								
11	SP02.05	Apr 09, 2020		Soil	S20-Ap16352		X	X
12	SP02.06	Apr 09, 2020		Soil	S20-Ap16353		X	X
13	SP03.01	Apr 09, 2020		Soil	S20-Ap16354		X	X
14	SP03.02	Apr 09, 2020		Soil	S20-Ap16355		X	X
15	SP03.03	Apr 09, 2020		Soil	S20-Ap16356		X	X
16	SP03.04	Apr 09, 2020		Soil	S20-Ap16357		X	X
17	SP03.05	Apr 09, 2020		Soil	S20-Ap16358		X	X
18	SP03.06	Apr 09, 2020		Soil	S20-Ap16359		X	X
19	FD1	Apr 09, 2020		Soil	S20-Ap16360	X	X	
Test Counts						1	19	18

Internal Quality Control Review and Glossary

General

- Laboratory QC results for Method Blanks, Duplicates, Matrix Spikes, and Laboratory Control Samples follows guidelines delineated in the National Environment Protection (Assessment of Site Contamination) Measure 1999, as amended May 2013 and are included in this QC report where applicable. Additional QC data may be available on request.
- All soil/sediment/solid results are reported on a dry basis, unless otherwise stated.
- All biota/food results are reported on a wet weight basis on the edible portion, unless otherwise stated.
- Actual LORs are matrix dependant. Quoted LORs may be raised where sample extracts are diluted due to interferences.
- Results are uncorrected for matrix spikes or surrogate recoveries except for PFAS compounds.
- SVOC analysis on waters are performed on homogenised, unfiltered samples, unless noted otherwise.
- Samples were analysed on an 'as received' basis.
- Information identified on this report with blue colour, indicates data provided by customer, that may have an impact on the results.
- This report replaces any interim results previously issued.

Holding Times

Please refer to 'Sample Preservation and Container Guide' for holding times (QS3001).

For samples received on the last day of holding time, notification of testing requirements should have been received at least 6 hours prior to sample receipt deadlines as stated on the SRA.

If the Laboratory did not receive the information in the required timeframe, and regardless of any other integrity issues, suitably qualified results may still be reported.

Holding times apply from the date of sampling, therefore compliance to these may be outside the laboratory's control.

For VOCs containing vinyl chloride, styrene and 2-chloroethyl vinyl ether the holding time is 7 days however for all other VOCs such as BTEX or C6-10 TRH then the holding time is 14 days.

****NOTE:** pH duplicates are reported as a range NOT as RPD

Units

mg/kg: milligrams per kilogram

mg/L: milligrams per litre

ug/L: micrograms per litre

ppm: Parts per million

ppb: Parts per billion

%: Percentage

org/100mL: Organisms per 100 millilitres

NTU: Nephelometric Turbidity Units

MPN/100mL: Most Probable Number of organisms per 100 millilitres

Terms

Dry	Where a moisture has been determined on a solid sample the result is expressed on a dry basis.
LOR	Limit of Reporting.
SPIKE	Addition of the analyte to the sample and reported as percentage recovery.
RPD	Relative Percent Difference between two Duplicate pieces of analysis.
LCS	Laboratory Control Sample - reported as percent recovery.
CRM	Certified Reference Material - reported as percent recovery.
Method Blank	In the case of solid samples these are performed on laboratory certified clean sands and in the case of water samples these are performed on de-ionised water.
Surr - Surrogate	The addition of a like compound to the analyte target and reported as percentage recovery.
Duplicate	A second piece of analysis from the same sample and reported in the same units as the result to show comparison.
USEPA	United States Environmental Protection Agency
APHA	American Public Health Association
TCLP	Toxicity Characteristic Leaching Procedure
COC	Chain of Custody
SRA	Sample Receipt Advice
QSM	US Department of Defense Quality Systems Manual Version 5.3
CP	Client Parent - QC was performed on samples pertaining to this report
NCP	Non-Client Parent - QC performed on samples not pertaining to this report, QC is representative of the sequence or batch that client samples were analysed within.
TEQ	Toxic Equivalency Quotient

QC - Acceptance Criteria

RPD Duplicates: Global RPD Duplicates Acceptance Criteria is 30% however the following acceptance guidelines are equally applicable:

Results <10 times the LOR : No Limit

Results between 10-20 times the LOR : RPD must lie between 0-50%

Results >20 times the LOR : RPD must lie between 0-30%

Surrogate Recoveries: Recoveries must lie between 20-130% Phenols & 50-150% PFASs

PFAS field samples that contain surrogate recoveries in excess of the QC limit designated in QSM 5.3 where no positive PFAS results have been reported have been reviewed and no data was affected.

WA DWER (n=10): PFBA, PFPeA, PFHxA, PFHpA, PFOA, PFBS, PFHxS, PFOS, 6:2 FTSA, 8:2 FTSA

QC Data General Comments

- Where a result is reported as a less than (<), higher than the nominated LOR, this is due to either matrix interference, extract dilution required due to interferences or contaminant levels within the sample, high moisture content or insufficient sample provided.
- Duplicate data shown within this report that states the word "BATCH" is a Batch Duplicate from outside of your sample batch, but within the laboratory sample batch at a 1:10 ratio. The Parent and Duplicate data shown is not data from your samples.
- Organochlorine Pesticide analysis - where reporting LCS data, Toxaphene & Chlordane are not added to the LCS.
- Organochlorine Pesticide analysis - where reporting Spike data, Toxaphene is not added to the Spike.
- Total Recoverable Hydrocarbons - where reporting Spike & LCS data, a single spike of commercial Hydrocarbon products in the range of C12-C30 is added and it's Total Recovery is reported in the C10-C14 cell of the Report.
- pH and Free Chlorine analysed in the laboratory - Analysis on this test must begin within 30 minutes of sampling. Therefore laboratory analysis is unlikely to be completed within holding time. Analysis will begin as soon as possible after sample receipt.
- Recovery Data (Spikes & Surrogates) - where chromatographic interference does not allow the determination of Recovery the term "INT" appears against that analyte.
- Polychlorinated Biphenyls are spiked only using Aroclor 1260 in Matrix Spikes and LCS.
- For Matrix Spikes and LCS results a dash " - " in the report means that the specific analyte was not added to the QC sample.
- Duplicate RPDs are calculated from raw analytical data thus it is possible to have two sets of data.

Quality Control Results

Test	Units	Result 1			Acceptance Limits	Pass Limits	Qualifying Code
Method Blank							
Total Recoverable Hydrocarbons - 1999 NEPM Fractions							
TRH C6-C9	mg/kg	< 20			20	Pass	
TRH C10-C14	mg/kg	< 20			20	Pass	
TRH C15-C28	mg/kg	< 50			50	Pass	
TRH C29-C36	mg/kg	< 50			50	Pass	
Method Blank							
BTEX							
Benzene	mg/kg	< 0.1			0.1	Pass	
Toluene	mg/kg	< 0.1			0.1	Pass	
Ethylbenzene	mg/kg	< 0.1			0.1	Pass	
m&p-Xylenes	mg/kg	< 0.2			0.2	Pass	
o-Xylene	mg/kg	< 0.1			0.1	Pass	
Xylenes - Total*	mg/kg	< 0.3			0.3	Pass	
Method Blank							
Total Recoverable Hydrocarbons - 2013 NEPM Fractions							
Naphthalene	mg/kg	< 0.5			0.5	Pass	
TRH C6-C10	mg/kg	< 20			20	Pass	
TRH >C10-C16	mg/kg	< 50			50	Pass	
TRH >C16-C34	mg/kg	< 100			100	Pass	
TRH >C34-C40	mg/kg	< 100			100	Pass	
Method Blank							
Polycyclic Aromatic Hydrocarbons							
Acenaphthene	mg/kg	< 0.5			0.5	Pass	
Acenaphthylene	mg/kg	< 0.5			0.5	Pass	
Anthracene	mg/kg	< 0.5			0.5	Pass	
Benz(a)anthracene	mg/kg	< 0.5			0.5	Pass	
Benzo(a)pyrene	mg/kg	< 0.5			0.5	Pass	
Benzo(b&j)fluoranthene	mg/kg	< 0.5			0.5	Pass	
Benzo(g,h,i)perylene	mg/kg	< 0.5			0.5	Pass	
Benzo(k)fluoranthene	mg/kg	< 0.5			0.5	Pass	
Chrysene	mg/kg	< 0.5			0.5	Pass	
Dibenz(a,h)anthracene	mg/kg	< 0.5			0.5	Pass	
Fluoranthene	mg/kg	< 0.5			0.5	Pass	
Fluorene	mg/kg	< 0.5			0.5	Pass	
Indeno(1,2,3-cd)pyrene	mg/kg	< 0.5			0.5	Pass	
Naphthalene	mg/kg	< 0.5			0.5	Pass	
Phenanthrene	mg/kg	< 0.5			0.5	Pass	
Pyrene	mg/kg	< 0.5			0.5	Pass	
Method Blank							
Heavy Metals							
Arsenic	mg/kg	< 2			2	Pass	
Cadmium	mg/kg	< 0.4			0.4	Pass	
Chromium	mg/kg	< 5			5	Pass	
Copper	mg/kg	< 5			5	Pass	
Lead	mg/kg	< 5			5	Pass	
Mercury	mg/kg	< 0.1			0.1	Pass	
Nickel	mg/kg	< 5			5	Pass	
Zinc	mg/kg	< 5			5	Pass	
LCS - % Recovery							
Total Recoverable Hydrocarbons - 1999 NEPM Fractions							
TRH C6-C9	%	84			70-130	Pass	

Test	Units	Result 1			Acceptance Limits	Pass Limits	Qualifying Code	
TRH C10-C14	%	76			70-130	Pass		
LCS - % Recovery								
BTEX								
Benzene	%	110			70-130	Pass		
Toluene	%	114			70-130	Pass		
Ethylbenzene	%	113			70-130	Pass		
m&p-Xylenes	%	113			70-130	Pass		
o-Xylene	%	114			70-130	Pass		
Xylenes - Total*	%	114			70-130	Pass		
LCS - % Recovery								
Total Recoverable Hydrocarbons - 2013 NEPM Fractions								
Naphthalene	%	110			70-130	Pass		
TRH C6-C10	%	83			70-130	Pass		
TRH >C10-C16	%	77			70-130	Pass		
LCS - % Recovery								
Polycyclic Aromatic Hydrocarbons								
Acenaphthene	%	95			70-130	Pass		
Acenaphthylene	%	84			70-130	Pass		
Anthracene	%	84			70-130	Pass		
Benz(a)anthracene	%	92			70-130	Pass		
Benzo(a)pyrene	%	90			70-130	Pass		
Benzo(b&j)fluoranthene	%	100			70-130	Pass		
Benzo(g,h,i)perylene	%	84			70-130	Pass		
Benzo(k)fluoranthene	%	88			70-130	Pass		
Chrysene	%	91			70-130	Pass		
Dibenz(a,h)anthracene	%	94			70-130	Pass		
Fluoranthene	%	91			70-130	Pass		
Fluorene	%	88			70-130	Pass		
Indeno(1,2,3-cd)pyrene	%	92			70-130	Pass		
Naphthalene	%	93			70-130	Pass		
Phenanthrene	%	89			70-130	Pass		
Pyrene	%	92			70-130	Pass		
LCS - % Recovery								
Heavy Metals								
Arsenic	%	89			70-130	Pass		
Cadmium	%	90			70-130	Pass		
Chromium	%	90			70-130	Pass		
Copper	%	89			70-130	Pass		
Lead	%	102			70-130	Pass		
Mercury	%	105			70-130	Pass		
Nickel	%	91			70-130	Pass		
Zinc	%	91			70-130	Pass		
Test	Lab Sample ID	QA Source	Units	Result 1		Acceptance Limits	Pass Limits	Qualifying Code
Spike - % Recovery								
Total Recoverable Hydrocarbons - 1999 NEPM Fractions				Result 1				
TRH C10-C14	S20-Ap09418	NCP	%	76		70-130	Pass	
Spike - % Recovery								
Total Recoverable Hydrocarbons - 2013 NEPM Fractions				Result 1				
TRH >C10-C16	S20-Ap09418	NCP	%	74		70-130	Pass	
Spike - % Recovery								
Polycyclic Aromatic Hydrocarbons				Result 1				
Acenaphthene	S20-Ap02010	NCP	%	112		70-130	Pass	
Acenaphthylene	S20-Ap02010	NCP	%	101		70-130	Pass	
Anthracene	S20-Ap02010	NCP	%	101		70-130	Pass	

Test	Lab Sample ID	QA Source	Units	Result 1			Acceptance Limits	Pass Limits	Qualifying Code
Benz(a)anthracene	S20-Ap02010	NCP	%	119			70-130	Pass	
Benzo(a)pyrene	S20-Ap02010	NCP	%	111			70-130	Pass	
Benzo(b&j)fluoranthene	S20-Ma41581	NCP	%	110			70-130	Pass	
Benzo(g,h,i)perylene	S20-Ap02010	NCP	%	109			70-130	Pass	
Benzo(k)fluoranthene	S20-Ap02010	NCP	%	100			70-130	Pass	
Chrysene	S20-Ap02010	NCP	%	108			70-130	Pass	
Dibenz(a,h)anthracene	S20-Ap02010	NCP	%	113			70-130	Pass	
Fluoranthene	S20-Ap02010	NCP	%	112			70-130	Pass	
Fluorene	S20-Ap02010	NCP	%	106			70-130	Pass	
Indeno(1,2,3-cd)pyrene	S20-Ap02010	NCP	%	112			70-130	Pass	
Naphthalene	S20-Ap02010	NCP	%	108			70-130	Pass	
Phenanthrene	S20-Ap02010	NCP	%	107			70-130	Pass	
Pyrene	S20-Ap02010	NCP	%	112			70-130	Pass	
Spike - % Recovery									
Heavy Metals				Result 1					
Arsenic	S20-Ap16353	CP	%	104			70-130	Pass	
Cadmium	S20-Ap16353	CP	%	100			70-130	Pass	
Chromium	S20-Ap16353	CP	%	92			70-130	Pass	
Copper	S20-Ap16353	CP	%	99			70-130	Pass	
Lead	S20-Ap16353	CP	%	99			70-130	Pass	
Mercury	S20-Ap16353	CP	%	118			70-130	Pass	
Nickel	S20-Ap16353	CP	%	95			70-130	Pass	
Zinc	S20-Ap16353	CP	%	102			70-130	Pass	
Spike - % Recovery									
Total Recoverable Hydrocarbons - 1999 NEPM Fractions				Result 1					
TRH C6-C9	S20-Ap16354	CP	%	79			70-130	Pass	
Spike - % Recovery									
BTEX				Result 1					
Benzene	S20-Ap16354	CP	%	89			70-130	Pass	
Toluene	S20-Ap16354	CP	%	92			70-130	Pass	
Ethylbenzene	S20-Ap16354	CP	%	94			70-130	Pass	
m&p-Xylenes	S20-Ap16354	CP	%	95			70-130	Pass	
o-Xylene	S20-Ap16354	CP	%	99			70-130	Pass	
Xylenes - Total*	S20-Ap16354	CP	%	97			70-130	Pass	
Spike - % Recovery									
Total Recoverable Hydrocarbons - 2013 NEPM Fractions				Result 1					
Naphthalene	S20-Ap16354	CP	%	99			70-130	Pass	
TRH C6-C10	S20-Ap16354	CP	%	78			70-130	Pass	
Test	Lab Sample ID	QA Source	Units	Result 1			Acceptance Limits	Pass Limits	Qualifying Code
Duplicate									
Heavy Metals				Result 1	Result 2	RPD			
Arsenic	S20-Ap16345	CP	mg/kg	23	25	10	30%	Pass	
Cadmium	S20-Ap16345	CP	mg/kg	< 0.4	< 0.4	<1	30%	Pass	
Chromium	S20-Ap16345	CP	mg/kg	33	37	11	30%	Pass	
Copper	S20-Ap16345	CP	mg/kg	11	13	12	30%	Pass	
Lead	S20-Ap16345	CP	mg/kg	30	33	8.0	30%	Pass	
Mercury	S20-Ap16345	CP	mg/kg	< 0.1	< 0.1	<1	30%	Pass	
Nickel	S20-Ap16345	CP	mg/kg	7.6	8.5	11	30%	Pass	
Zinc	S20-Ap16345	CP	mg/kg	29	34	15	30%	Pass	
Duplicate									
				Result 1	Result 2	RPD			
% Moisture	S20-Ap16351	CP	%	18	18	1.0	30%	Pass	
Duplicate									
Total Recoverable Hydrocarbons - 1999 NEPM Fractions				Result 1	Result 2	RPD			
TRH C6-C9	S20-Ap16353	CP	mg/kg	< 20	< 20	<1	30%	Pass	

Duplicate								
BTEX				Result 1	Result 2	RPD		
Benzene	S20-Ap16353	CP	mg/kg	< 0.1	< 0.1	<1	30%	Pass
Toluene	S20-Ap16353	CP	mg/kg	< 0.1	< 0.1	<1	30%	Pass
Ethylbenzene	S20-Ap16353	CP	mg/kg	< 0.1	< 0.1	<1	30%	Pass
m&p-Xylenes	S20-Ap16353	CP	mg/kg	< 0.2	< 0.2	<1	30%	Pass
o-Xylene	S20-Ap16353	CP	mg/kg	< 0.1	< 0.1	<1	30%	Pass
Xylenes - Total*	S20-Ap16353	CP	mg/kg	< 0.3	< 0.3	<1	30%	Pass
Duplicate								
Total Recoverable Hydrocarbons - 2013 NEPM Fractions				Result 1	Result 2	RPD		
Naphthalene	S20-Ap16353	CP	mg/kg	< 0.5	< 0.5	<1	30%	Pass
TRH C6-C10	S20-Ap16353	CP	mg/kg	< 20	< 20	<1	30%	Pass
Duplicate								
Total Recoverable Hydrocarbons - 1999 NEPM Fractions				Result 1	Result 2	RPD		
TRH C10-C14	S20-Ap16354	CP	mg/kg	< 20	< 20	<1	30%	Pass
TRH C15-C28	S20-Ap16354	CP	mg/kg	< 50	< 50	<1	30%	Pass
TRH C29-C36	S20-Ap16354	CP	mg/kg	< 50	< 50	<1	30%	Pass
Duplicate								
Total Recoverable Hydrocarbons - 2013 NEPM Fractions				Result 1	Result 2	RPD		
TRH >C10-C16	S20-Ap16354	CP	mg/kg	< 50	< 50	<1	30%	Pass
TRH >C16-C34	S20-Ap16354	CP	mg/kg	< 100	< 100	<1	30%	Pass
TRH >C34-C40	S20-Ap16354	CP	mg/kg	< 100	< 100	<1	30%	Pass
Duplicate								
Polycyclic Aromatic Hydrocarbons				Result 1	Result 2	RPD		
Acenaphthene	S20-Ap16354	CP	mg/kg	< 0.5	< 0.5	<1	30%	Pass
Acenaphthylene	S20-Ap16354	CP	mg/kg	< 0.5	< 0.5	<1	30%	Pass
Anthracene	S20-Ap16354	CP	mg/kg	< 0.5	< 0.5	<1	30%	Pass
Benzo(a)anthracene	S20-Ap16354	CP	mg/kg	< 0.5	< 0.5	<1	30%	Pass
Benzo(a)pyrene	S20-Ap16354	CP	mg/kg	< 0.5	< 0.5	<1	30%	Pass
Benzo(b&j)fluoranthene	S20-Ap16354	CP	mg/kg	< 0.5	< 0.5	<1	30%	Pass
Benzo(g,h,i)perylene	S20-Ap16354	CP	mg/kg	< 0.5	< 0.5	<1	30%	Pass
Benzo(k)fluoranthene	S20-Ap16354	CP	mg/kg	< 0.5	< 0.5	<1	30%	Pass
Chrysene	S20-Ap16354	CP	mg/kg	< 0.5	< 0.5	<1	30%	Pass
Dibenz(a,h)anthracene	S20-Ap16354	CP	mg/kg	< 0.5	< 0.5	<1	30%	Pass
Fluoranthene	S20-Ap16354	CP	mg/kg	< 0.5	< 0.5	<1	30%	Pass
Fluorene	S20-Ap16354	CP	mg/kg	< 0.5	< 0.5	<1	30%	Pass
Indeno(1,2,3-cd)pyrene	S20-Ap16354	CP	mg/kg	< 0.5	< 0.5	<1	30%	Pass
Naphthalene	S20-Ap16354	CP	mg/kg	< 0.5	< 0.5	<1	30%	Pass
Phenanthrene	S20-Ap16354	CP	mg/kg	< 0.5	< 0.5	<1	30%	Pass
Pyrene	S20-Ap16354	CP	mg/kg	< 0.5	< 0.5	<1	30%	Pass
Duplicate								
Total Recoverable Hydrocarbons - 1999 NEPM Fractions				Result 1	Result 2	RPD		
TRH C10-C14	S20-Ap16357	CP	mg/kg	< 20	< 20	<1	30%	Pass
TRH C15-C28	S20-Ap16357	CP	mg/kg	< 50	< 50	<1	30%	Pass
TRH C29-C36	S20-Ap16357	CP	mg/kg	< 50	< 50	<1	30%	Pass
Duplicate								
Total Recoverable Hydrocarbons - 2013 NEPM Fractions				Result 1	Result 2	RPD		
TRH >C10-C16	S20-Ap16357	CP	mg/kg	< 50	< 50	<1	30%	Pass
TRH >C16-C34	S20-Ap16357	CP	mg/kg	< 100	< 100	<1	30%	Pass
TRH >C34-C40	S20-Ap16357	CP	mg/kg	< 100	< 100	<1	30%	Pass

Comments
Sample Integrity

Custody Seals Intact (if used)	N/A
Attempt to Chill was evident	Yes
Sample correctly preserved	Yes
Appropriate sample containers have been used	Yes
Sample containers for volatile analysis received with minimal headspace	Yes
Samples received within HoldingTime	Yes
Some samples have been subcontracted	No

Qualifier Codes/Comments

Code	Description
N01	F2 is determined by arithmetically subtracting the "naphthalene" value from the ">C10-C16" value. The naphthalene value used in this calculation is obtained from volatiles (Purge & Trap analysis).
N02	Where we have reported both volatile (P&T GCMS) and semivolatile (GCMS) naphthalene data, results may not be identical. Provided correct sample handling protocols have been followed, any observed differences in results are likely to be due to procedural differences within each methodology. Results determined by both techniques have passed all QAQC acceptance criteria, and are entirely technically valid.
N04	F1 is determined by arithmetically subtracting the "Total BTEX" value from the "C6-C10" value. The "Total BTEX" value is obtained by summing the concentrations of BTEX analytes. The "C6-C10" value is obtained by quantitating against a standard of mixed aromatic/aliphatic analytes.
N07	Please note:- These two PAH isomers closely co-elute using the most contemporary analytical methods and both the reported concentration (and the TEQ) apply specifically to the total of the two co-eluting PAHs

Authorised By

Ursula Long	Analytical Services Manager
Andrew Sullivan	Senior Analyst-Organic (NSW)
Gabriele Cordero	Senior Analyst-Metal (NSW)


Glenn Jackson
General Manager

Final report - this Report replaces any previously issued Report

- Indicates Not Requested

* Indicates NATA accreditation does not cover the performance of this service

Measurement uncertainty of test data is available on request or please [click here](#).

Eurofins shall not be liable for loss, cost, damages or expenses incurred by the client, or any other person or company, resulting from the use of any information or interpretation given in this report. In no case shall Eurofins be liable for consequential damages including, but not limited to, lost profits, damages for failure to meet deadlines and lost production arising from this report. This document shall not be reproduced except in full and relates only to the items tested. Unless indicated otherwise, the tests were performed on the samples as received.



Environment Testing

Australia

Melbourne
 6 Monterey Road
 Dandenong South VIC 3175
 Phone : +61 3 8564 5000
 NATA # 1261
 Site # 1254 & 14271

Sydney
 Unit F3, Building F
 16 Mars Road
 Lane Cove West NSW 2066
 Phone : +61 2 9900 8400
 NATA # 1261 Site # 18217

Brisbane
 1/21 Smallwood Place
 Murarrie QLD 4172
 Phone : +61 7 3902 4600
 NATA # 1261 Site # 20794

Perth
 2/91 Leach Highway
 Kewdale WA 6105
 Phone : +61 8 9251 9600
 NATA # 1261
 Site # 23736

New Zealand

Auckland
 35 O'Rorke Road
 Penrose, Auckland 1061
 Phone : +64 9 526 45 51
 IANZ # 1327

Christchurch
 43 Detroit Drive
 Rolleston, Christchurch 7675
 Phone : 0800 856 450
 IANZ # 1290

ABN – 50 005 085 521

web : www.eurofins.com.au

e.mail : EnviroSales@eurofins.com

Company Name: Greencap NSW P/L
Address: Level 2/11 Khartoum Road
 North Ryde
 NSW 2113

Project Name: C106404-J167854
Project ID: C106404-J167854

Order No.:
Report #: 713277
Phone: 02 9889 1800
Fax: 02 9889 1811

Received: Apr 9, 2020 6:42 PM
Due: Apr 14, 2020
Priority: 1 Day
Contact Name: Kris Knight

Eurofins Analytical Services Manager : Ursula Long

Sample Detail						Metals M8	Moisture Set	Eurofins mgt Site B7
Melbourne Laboratory - NATA Site # 1254 & 14271								
Sydney Laboratory - NATA Site # 18217						X	X	X
Brisbane Laboratory - NATA Site # 20794								
Perth Laboratory - NATA Site # 23736								
External Laboratory								
No	Sample ID	Sample Date	Sampling Time	Matrix	LAB ID			
1	SP01.01	Apr 09, 2020		Soil	S20-Ap16342		X	X
2	SP01.02	Apr 09, 2020		Soil	S20-Ap16343		X	X
3	SP01.03	Apr 09, 2020		Soil	S20-Ap16344		X	X
4	SP01.04	Apr 09, 2020		Soil	S20-Ap16345		X	X
5	SP01.05	Apr 09, 2020		Soil	S20-Ap16346		X	X
6	SP01.06	Apr 09, 2020		Soil	S20-Ap16347		X	X
7	SP02.01	Apr 09, 2020		Soil	S20-Ap16348		X	X
8	SP02.02	Apr 09, 2020		Soil	S20-Ap16349		X	X
9	SP02.03	Apr 09, 2020		Soil	S20-Ap16350		X	X
10	SP02.04	Apr 09, 2020		Soil	S20-Ap16351		X	X



Environment Testing

Australia

Melbourne
 6 Monterey Road
 Dandenong South VIC 3175
 Phone : +61 3 8564 5000
 NATA # 1261
 Site # 1254 & 14271

Sydney
 Unit F3, Building F
 16 Mars Road
 Lane Cove West NSW 2066
 Phone : +61 2 9900 8400
 NATA # 1261 Site # 18217

Brisbane
 1/21 Smallwood Place
 Murarrie QLD 4172
 Phone : +61 7 3902 4600
 NATA # 1261 Site # 20794

Perth
 2/91 Leach Highway
 Kewdale WA 6105
 Phone : +61 8 9251 9600
 NATA # 1261
 Site # 23736

New Zealand

Auckland
 35 O'Rorke Road
 Penrose, Auckland 1061
 Phone : +64 9 526 45 51
 IANZ # 1327

Christchurch
 43 Detroit Drive
 Rolleston, Christchurch 7675
 Phone : 0800 856 450
 IANZ # 1290

ABN – 50 005 085 521

web : www.eurofins.com.au

e.mail : EnviroSales@eurofins.com

Company Name: Greencap NSW P/L
Address: Level 2/11 Khartoum Road
 North Ryde
 NSW 2113

Project Name: C106404-J167854
Project ID: C106404-J167854

Order No.:
Report #: 713277
Phone: 02 9889 1800
Fax: 02 9889 1811

Received: Apr 9, 2020 6:42 PM
Due: Apr 14, 2020
Priority: 1 Day
Contact Name: Kris Knight

Eurofins Analytical Services Manager : Ursula Long

Sample Detail						Metals M8	Moisture Set	Eurofins mgt Suite B7
Melbourne Laboratory - NATA Site # 1254 & 14271								
Sydney Laboratory - NATA Site # 18217						X	X	X
Brisbane Laboratory - NATA Site # 20794								
Perth Laboratory - NATA Site # 23736								
11	SP02.05	Apr 09, 2020		Soil	S20-Ap16352		X	X
12	SP02.06	Apr 09, 2020		Soil	S20-Ap16353		X	X
13	SP03.01	Apr 09, 2020		Soil	S20-Ap16354		X	X
14	SP03.02	Apr 09, 2020		Soil	S20-Ap16355		X	X
15	SP03.03	Apr 09, 2020		Soil	S20-Ap16356		X	X
16	SP03.04	Apr 09, 2020		Soil	S20-Ap16357		X	X
17	SP03.05	Apr 09, 2020		Soil	S20-Ap16358		X	X
18	SP03.06	Apr 09, 2020		Soil	S20-Ap16359		X	X
19	FD1	Apr 09, 2020		Soil	S20-Ap16360	X	X	
Test Counts						1	19	18

Melbourne

6 Monterey Road
Dandenong South Vic 3175
Phone : +61 3 8564 5000
NATA # 1261
Site # 1254 & 14271

Sydney

Unit F3, Building F
16 Mars Road
Lane Cove West NSW 2066
Phone : +61 2 9900 8400
NATA # 1261 Site # 18217

Brisbane

1/21 Smallwood Place
Murarrie QLD 4172
Phone : +61 7 3902 4600
NATA # 1261 Site # 20794

Perth

2/91 Leach Highway
Kewdale WA 6105
Phone : +61 8 9251 9600
NATA # 1261 Site # 23736

Sample Receipt Advice

Company name: **Greencap NSW P/L**
Contact name: Kris Knight
Project name: C106404-J167854
Project ID: C106404-J167854
COC number: Not provided
Turn around time: 1 Day
Date/Time received: Apr 9, 2020 6:42 PM
Eurofins reference: **713277**

Sample information

- A detailed list of analytes logged into our LIMS, is included in the attached summary table.
- All samples have been received as described on the above COC.
- COC has been completed correctly.
- Attempt to chill was evident.
- Appropriately preserved sample containers have been used.
- All samples were received in good condition.
- Samples have been provided with adequate time to commence analysis in accordance with the relevant holding times.
- Appropriate sample containers have been used.
- Split sample sent to requested external lab.
- Some samples have been subcontracted.
- N/A Custody Seals intact (if used).

Contact notes

If you have any questions with respect to these samples please contact:

Ursula Long on Phone : or by e.mail: UrsulaLong@eurofins.com

Results will be delivered electronically via e.mail to Kris Knight - kris.knight@greencap.com.au.

GREENCAP

Chain of Custody Record

NACT503.1 Chain of Custody

713277

Level 1 677 High Street Kew East VIC 3102 @ Phone: (03) 9890 8811 @ Fax (03) 9890 8911

Greencap Project Details:

Client No: - Job No:	C106404 - J167854		
Greencap Contact Name:	Kris Knight		
Greencap Contact Email:	Kris.knight@greencap.com.au Tom.foster@greencap.com.au		
Receiving Lab Name:	Eurofins		
Attention To:	Ursula Long		
Lab Address:	North Ryde, Sydney		
Relinquished By:	Day, Date & Time: 09/4/2020 6pm (Signature) Kris Knight		
Results Required By (Date & Time):	24 hr turnaround		
Sampled By:	TF		
Sample ID	Sampling Time	Sample Matrix	Containers & Other
SP01.01	9/4/2020	S	glass
SP01.02	9/4/2020	S	glass
SP01.03	9/4/2020	S	glass
SP01.04	9/4/2020	S	glass
SP01.05	9/4/2020	S	glass
SP01.06	9/4/2020	S	glass
SP02.01	9/4/2020	S	glass
SP02.02	9/4/2020	S	glass
SP02.03	9/4/2020	S	glass
SP02.04	9/4/2020	S	glass

Requested Analyses: All analyses to be conducted to NATA methods, unless agreed

Suite B7
M8

HOLD

Receiving Laboratory:
Please complete sample receipt details below & then email COC to Greencap contact

Received By: (Name)

Ursula Long

Day, Date and Time:

9/4/2020 6:40PM

Signature:

[Signature]

COC emailed to Greencap (tick)

Sample Storage Requirements:

All samples are to be stored for a period of 3 months unless otherwise agreed.

CONTROLLED DOCUMENT

Authorised By: Paul Addison

Page of

Ursula Long

From: Kris Knight <Kris.Knight@greencap.com.au>
Sent: Thursday, 9 April 2020 7:03 PM
To: Ursula Long; Tom Foster
Subject: RE: COC - 24 hr TAT Greencap samples

Follow Up Flag: Follow up
Flag Status: Flagged

EXTERNAL EMAIL*

Sorry Ursula can sample FD1 please be analysed for M8 suite only, not the additional B7 suite.

Thanks!

Kris Knight

Team Manager - Contaminated Land Management | Greencap

Level 1 / 677 High Street Kew East, VIC 3102

D: 03 9896 8771 | **M:** 0423 759 161 | **E:** Kris.Knight@greencap.com.au | **in:** [LinkedIn](#)



Asbestos / Hazardous Materials | Occupational Hygiene | Property Risk | Health & Safety
Environmental Management | Contaminated Land | Emergency Management
Training | Online Solutions

Adelaide | Auckland | Brisbane | Canberra | Darwin | Melbourne | Perth | Sydney | Wollongong

From: Kris Knight <Kris.Knight@greencap.com.au>
Sent: Thursday, 9 April 2020 6:39 PM
To: UrsulaLong@eurofins.com; Tom Foster <Tom.Foster@greencap.com.au>
Subject: COC - 24 hr TAT Greencap samples
Importance: High

Hi Ursula,

Please find COC attached for Greencap's 24 TAT.

Any questions please let Tom and I know.

Kind Regards,

Kris Knight

Team Manager - Contaminated Land Management | Greencap

Level 1 / 677 High Street Kew East, VIC 3102

D: 03 9896 8771 | **M:** 0423 759 161 | **E:** Kris.Knight@greencap.com.au | **in:** [LinkedIn](#)

Greencap NSW P/L
Level 2/11 Khartoum Road
North Ryde
NSW 2113



NATA Accredited
Accreditation Number 1261
Site Number 18217

Accredited for compliance with ISO/IEC 17025 – Testing
The results of the tests, calibrations and/or
measurements included in this document are traceable
to Australian/national standards.

Attention: Kris Knight

Report 713566-S
Project name FAIRVALE HS
Project ID J167854
Received Date Apr 14, 2020

Client Sample ID			SP1.1.01	SP1.1.02	SP1.1.03	SP2.1.01
Sample Matrix			Soil	Soil	Soil	Soil
Eurofins Sample No.			S20-Ap19108	S20-Ap19109	S20-Ap19110	S20-Ap19111
Date Sampled			Apr 14, 2020	Apr 14, 2020	Apr 14, 2020	Apr 14, 2020
Test/Reference	LOR	Unit				
Total Recoverable Hydrocarbons - 1999 NEPM Fractions						
TRH C6-C9	20	mg/kg	< 20	< 20	< 20	< 20
TRH C10-C14	20	mg/kg	< 20	< 20	< 20	< 20
TRH C15-C28	50	mg/kg	< 50	< 50	< 50	50
TRH C29-C36	50	mg/kg	< 50	< 50	< 50	56
TRH C10-C36 (Total)	50	mg/kg	< 50	< 50	< 50	106
BTEX						
Benzene	0.1	mg/kg	< 0.1	< 0.1	< 0.1	< 0.1
Toluene	0.1	mg/kg	< 0.1	< 0.1	< 0.1	< 0.1
Ethylbenzene	0.1	mg/kg	< 0.1	< 0.1	< 0.1	< 0.1
m&p-Xylenes	0.2	mg/kg	< 0.2	< 0.2	< 0.2	< 0.2
o-Xylene	0.1	mg/kg	< 0.1	< 0.1	< 0.1	< 0.1
Xylenes - Total*	0.3	mg/kg	< 0.3	< 0.3	< 0.3	< 0.3
4-Bromofluorobenzene (surr.)	1	%	71	120	97	61
Total Recoverable Hydrocarbons - 2013 NEPM Fractions						
Naphthalene ^{N02}	0.5	mg/kg	< 0.5	< 0.5	< 0.5	< 0.5
TRH C6-C10	20	mg/kg	< 20	< 20	< 20	< 20
TRH C6-C10 less BTEX (F1) ^{N04}	20	mg/kg	< 20	< 20	< 20	< 20
TRH >C10-C16	50	mg/kg	< 50	< 50	< 50	< 50
TRH >C10-C16 less Naphthalene (F2) ^{N01}	50	mg/kg	< 50	< 50	< 50	< 50
TRH >C16-C34	100	mg/kg	< 100	< 100	< 100	< 100
TRH >C34-C40	100	mg/kg	< 100	< 100	< 100	< 100
TRH >C10-C40 (total)*	100	mg/kg	< 100	< 100	< 100	< 100
Polycyclic Aromatic Hydrocarbons						
Benzo(a)pyrene TEQ (lower bound) *	0.5	mg/kg	< 0.5	< 0.5	< 0.5	< 0.5
Benzo(a)pyrene TEQ (medium bound) *	0.5	mg/kg	0.6	0.6	0.6	0.6
Benzo(a)pyrene TEQ (upper bound) *	0.5	mg/kg	1.2	1.2	1.2	1.2
Acenaphthene	0.5	mg/kg	< 0.5	< 0.5	< 0.5	< 0.5
Acenaphthylene	0.5	mg/kg	< 0.5	< 0.5	< 0.5	< 0.5
Anthracene	0.5	mg/kg	< 0.5	< 0.5	< 0.5	< 0.5
Benz(a)anthracene	0.5	mg/kg	< 0.5	< 0.5	< 0.5	< 0.5
Benzo(a)pyrene	0.5	mg/kg	< 0.5	< 0.5	< 0.5	< 0.5
Benzo(b&j)fluoranthene ^{N07}	0.5	mg/kg	< 0.5	< 0.5	< 0.5	< 0.5
Benzo(g,h,i)perylene	0.5	mg/kg	< 0.5	< 0.5	< 0.5	< 0.5
Benzo(k)fluoranthene	0.5	mg/kg	< 0.5	< 0.5	< 0.5	< 0.5
Chrysene	0.5	mg/kg	< 0.5	< 0.5	< 0.5	< 0.5

Client Sample ID			SP1.1.01	SP1.1.02	SP1.1.03	SP2.1.01
Sample Matrix			Soil	Soil	Soil	Soil
Eurofins Sample No.			S20-Ap19108	S20-Ap19109	S20-Ap19110	S20-Ap19111
Date Sampled			Apr 14, 2020	Apr 14, 2020	Apr 14, 2020	Apr 14, 2020
Test/Reference	LOR	Unit				
Polycyclic Aromatic Hydrocarbons						
Dibenz(a,h)anthracene	0.5	mg/kg	< 0.5	< 0.5	< 0.5	< 0.5
Fluoranthene	0.5	mg/kg	< 0.5	< 0.5	< 0.5	< 0.5
Fluorene	0.5	mg/kg	< 0.5	< 0.5	< 0.5	< 0.5
Indeno(1.2.3-cd)pyrene	0.5	mg/kg	< 0.5	< 0.5	< 0.5	< 0.5
Naphthalene	0.5	mg/kg	< 0.5	< 0.5	< 0.5	< 0.5
Phenanthrene	0.5	mg/kg	< 0.5	< 0.5	< 0.5	< 0.5
Pyrene	0.5	mg/kg	< 0.5	< 0.5	< 0.5	< 0.5
Total PAH*	0.5	mg/kg	< 0.5	< 0.5	< 0.5	< 0.5
2-Fluorobiphenyl (surr.)	1	%	77	81	80	80
p-Terphenyl-d14 (surr.)	1	%	77	77	77	76
Heavy Metals						
Arsenic	2	mg/kg	5.5	6.1	8.7	7.2
Cadmium	0.4	mg/kg	< 0.4	< 0.4	< 0.4	< 0.4
Chromium	5	mg/kg	16	15	18	16
Copper	5	mg/kg	13	15	17	15
Lead	5	mg/kg	24	29	25	28
Mercury	0.1	mg/kg	< 0.1	< 0.1	< 0.1	< 0.1
Nickel	5	mg/kg	9.6	8.8	10.0	8.7
Zinc	5	mg/kg	50	61	63	62
% Moisture	1	%	11	22	22	28

Client Sample ID			SP2.1.02	SP2.1.03	SP3.1.01	SP3.1.02
Sample Matrix			Soil	Soil	Soil	Soil
Eurofins Sample No.			S20-Ap19112	S20-Ap19113	S20-Ap19114	S20-Ap19115
Date Sampled			Apr 14, 2020	Apr 14, 2020	Apr 14, 2020	Apr 14, 2020
Test/Reference	LOR	Unit				
Total Recoverable Hydrocarbons - 1999 NEPM Fractions						
TRH C6-C9	20	mg/kg	< 20	< 20	< 20	< 20
TRH C10-C14	20	mg/kg	< 20	< 20	< 20	< 20
TRH C15-C28	50	mg/kg	< 50	< 50	< 50	110
TRH C29-C36	50	mg/kg	< 50	< 50	< 50	86
TRH C10-C36 (Total)	50	mg/kg	< 50	< 50	< 50	196
BTEX						
Benzene	0.1	mg/kg	< 0.1	< 0.1	< 0.1	< 0.1
Toluene	0.1	mg/kg	< 0.1	< 0.1	< 0.1	< 0.1
Ethylbenzene	0.1	mg/kg	< 0.1	< 0.1	< 0.1	< 0.1
m&p-Xylenes	0.2	mg/kg	< 0.2	< 0.2	< 0.2	< 0.2
o-Xylene	0.1	mg/kg	< 0.1	< 0.1	< 0.1	< 0.1
Xylenes - Total*	0.3	mg/kg	< 0.3	< 0.3	< 0.3	< 0.3
4-Bromofluorobenzene (surr.)	1	%	108	99	99	85
Total Recoverable Hydrocarbons - 2013 NEPM Fractions						
Naphthalene ^{N02}	0.5	mg/kg	< 0.5	< 0.5	< 0.5	< 0.5
TRH C6-C10	20	mg/kg	< 20	< 20	< 20	< 20
TRH C6-C10 less BTEX (F1) ^{N04}	20	mg/kg	< 20	< 20	< 20	< 20
TRH >C10-C16	50	mg/kg	< 50	< 50	< 50	< 50
TRH >C10-C16 less Naphthalene (F2) ^{N01}	50	mg/kg	< 50	< 50	< 50	< 50
TRH >C16-C34	100	mg/kg	< 100	< 100	< 100	160

Client Sample ID			SP2.1.02	SP2.1.03	SP3.1.01	SP3.1.02
Sample Matrix			Soil	Soil	Soil	Soil
Eurofins Sample No.			S20-Ap19112	S20-Ap19113	S20-Ap19114	S20-Ap19115
Date Sampled			Apr 14, 2020	Apr 14, 2020	Apr 14, 2020	Apr 14, 2020
Test/Reference	LOR	Unit				
Total Recoverable Hydrocarbons - 2013 NEPM Fractions						
TRH >C34-C40	100	mg/kg	< 100	< 100	< 100	< 100
TRH >C10-C40 (total)*	100	mg/kg	< 100	< 100	< 100	160
Polycyclic Aromatic Hydrocarbons						
Benzo(a)pyrene TEQ (lower bound) *	0.5	mg/kg	< 0.5	< 0.5	< 0.5	< 0.5
Benzo(a)pyrene TEQ (medium bound) *	0.5	mg/kg	0.6	0.6	0.6	0.6
Benzo(a)pyrene TEQ (upper bound) *	0.5	mg/kg	1.2	1.2	1.2	1.2
Acenaphthene	0.5	mg/kg	< 0.5	< 0.5	< 0.5	< 0.5
Acenaphthylene	0.5	mg/kg	< 0.5	< 0.5	< 0.5	< 0.5
Anthracene	0.5	mg/kg	< 0.5	< 0.5	< 0.5	< 0.5
Benz(a)anthracene	0.5	mg/kg	< 0.5	< 0.5	< 0.5	< 0.5
Benzo(a)pyrene	0.5	mg/kg	< 0.5	< 0.5	< 0.5	< 0.5
Benzo(b&j)fluoranthene ^{N07}	0.5	mg/kg	< 0.5	< 0.5	< 0.5	< 0.5
Benzo(g,h,i)perylene	0.5	mg/kg	< 0.5	< 0.5	< 0.5	< 0.5
Benzo(k)fluoranthene	0.5	mg/kg	< 0.5	< 0.5	< 0.5	< 0.5
Chrysene	0.5	mg/kg	< 0.5	< 0.5	< 0.5	< 0.5
Dibenz(a,h)anthracene	0.5	mg/kg	< 0.5	< 0.5	< 0.5	< 0.5
Fluoranthene	0.5	mg/kg	< 0.5	< 0.5	< 0.5	< 0.5
Fluorene	0.5	mg/kg	< 0.5	< 0.5	< 0.5	< 0.5
Indeno(1,2,3-cd)pyrene	0.5	mg/kg	< 0.5	< 0.5	< 0.5	< 0.5
Naphthalene	0.5	mg/kg	< 0.5	< 0.5	< 0.5	< 0.5
Phenanthrene	0.5	mg/kg	< 0.5	< 0.5	< 0.5	< 0.5
Pyrene	0.5	mg/kg	< 0.5	< 0.5	< 0.5	< 0.5
Total PAH*	0.5	mg/kg	< 0.5	< 0.5	< 0.5	< 0.5
2-Fluorobiphenyl (surr.)	1	%	82	78	82	78
p-Terphenyl-d14 (surr.)	1	%	77	73	76	76
Heavy Metals						
Arsenic	2	mg/kg	8.0	11	12	6.0
Cadmium	0.4	mg/kg	< 0.4	< 0.4	< 0.4	< 0.4
Chromium	5	mg/kg	16	26	23	14
Copper	5	mg/kg	16	16	11	12
Lead	5	mg/kg	32	32	29	25
Mercury	0.1	mg/kg	< 0.1	< 0.1	< 0.1	< 0.1
Nickel	5	mg/kg	8.2	10	10	7.9
Zinc	5	mg/kg	62	71	39	59
% Moisture	1	%	25	24	18	24

Client Sample ID			SP3.1.03	SP4.2.01	SP4.2.02	SP4.2.03
Sample Matrix			Soil	Soil	Soil	Soil
Eurofins Sample No.			S20-Ap19116	S20-Ap19117	S20-Ap19118	S20-Ap19119
Date Sampled			Apr 14, 2020	Apr 14, 2020	Apr 14, 2020	Apr 14, 2020
Test/Reference	LOR	Unit				
Total Recoverable Hydrocarbons - 1999 NEPM Fractions						
TRH C6-C9	20	mg/kg	< 20	< 20	< 20	< 20
TRH C10-C14	20	mg/kg	< 20	< 20	< 20	< 20
TRH C15-C28	50	mg/kg	< 50	< 50	< 50	< 50
TRH C29-C36	50	mg/kg	< 50	< 50	< 50	< 50
TRH C10-C36 (Total)	50	mg/kg	< 50	< 50	< 50	< 50

Client Sample ID			SP3.1.03	SP4.2.01	SP4.2.02	SP4.2.03
Sample Matrix			Soil	Soil	Soil	Soil
Eurofins Sample No.			S20-Ap19116	S20-Ap19117	S20-Ap19118	S20-Ap19119
Date Sampled			Apr 14, 2020	Apr 14, 2020	Apr 14, 2020	Apr 14, 2020
Test/Reference	LOR	Unit				
BTEX						
Benzene	0.1	mg/kg	< 0.1	< 0.1	< 0.1	< 0.1
Toluene	0.1	mg/kg	< 0.1	< 0.1	< 0.1	< 0.1
Ethylbenzene	0.1	mg/kg	< 0.1	< 0.1	< 0.1	< 0.1
m&p-Xylenes	0.2	mg/kg	< 0.2	< 0.2	< 0.2	< 0.2
o-Xylene	0.1	mg/kg	< 0.1	< 0.1	< 0.1	< 0.1
Xylenes - Total*	0.3	mg/kg	< 0.3	< 0.3	< 0.3	< 0.3
4-Bromofluorobenzene (surr.)	1	%	87	108	108	103
Total Recoverable Hydrocarbons - 2013 NEPM Fractions						
Naphthalene ^{N02}	0.5	mg/kg	< 0.5	< 0.5	< 0.5	< 0.5
TRH C6-C10	20	mg/kg	< 20	< 20	< 20	< 20
TRH C6-C10 less BTEX (F1) ^{N04}	20	mg/kg	< 20	< 20	< 20	< 20
TRH >C10-C16	50	mg/kg	< 50	< 50	< 50	< 50
TRH >C10-C16 less Naphthalene (F2) ^{N01}	50	mg/kg	< 50	< 50	< 50	< 50
TRH >C16-C34	100	mg/kg	< 100	< 100	< 100	< 100
TRH >C34-C40	100	mg/kg	< 100	< 100	< 100	< 100
TRH >C10-C40 (total)*	100	mg/kg	< 100	< 100	< 100	< 100
Polycyclic Aromatic Hydrocarbons						
Benzo(a)pyrene TEQ (lower bound) *	0.5	mg/kg	< 0.5	< 0.5	< 0.5	< 0.5
Benzo(a)pyrene TEQ (medium bound) *	0.5	mg/kg	0.6	0.6	0.6	0.6
Benzo(a)pyrene TEQ (upper bound) *	0.5	mg/kg	1.2	1.2	1.2	1.2
Acenaphthene	0.5	mg/kg	< 0.5	< 0.5	< 0.5	< 0.5
Acenaphthylene	0.5	mg/kg	< 0.5	< 0.5	< 0.5	< 0.5
Anthracene	0.5	mg/kg	< 0.5	< 0.5	< 0.5	< 0.5
Benz(a)anthracene	0.5	mg/kg	< 0.5	< 0.5	< 0.5	< 0.5
Benzo(a)pyrene	0.5	mg/kg	< 0.5	< 0.5	< 0.5	< 0.5
Benzo(b&j)fluoranthene ^{N07}	0.5	mg/kg	< 0.5	< 0.5	< 0.5	< 0.5
Benzo(g,h,i)perylene	0.5	mg/kg	< 0.5	< 0.5	< 0.5	< 0.5
Benzo(k)fluoranthene	0.5	mg/kg	< 0.5	< 0.5	< 0.5	< 0.5
Chrysene	0.5	mg/kg	< 0.5	< 0.5	< 0.5	< 0.5
Dibenz(a,h)anthracene	0.5	mg/kg	< 0.5	< 0.5	< 0.5	< 0.5
Fluoranthene	0.5	mg/kg	< 0.5	< 0.5	< 0.5	< 0.5
Fluorene	0.5	mg/kg	< 0.5	< 0.5	< 0.5	< 0.5
Indeno(1,2,3-cd)pyrene	0.5	mg/kg	< 0.5	< 0.5	< 0.5	< 0.5
Naphthalene	0.5	mg/kg	< 0.5	< 0.5	< 0.5	< 0.5
Phenanthrene	0.5	mg/kg	< 0.5	< 0.5	< 0.5	< 0.5
Pyrene	0.5	mg/kg	< 0.5	< 0.5	< 0.5	< 0.5
Total PAH*	0.5	mg/kg	< 0.5	< 0.5	< 0.5	< 0.5
2-Fluorobiphenyl (surr.)	1	%	82	80	79	77
p-Terphenyl-d14 (surr.)	1	%	77	74	75	71
Heavy Metals						
Arsenic	2	mg/kg	9.3	7.6	11	18
Cadmium	0.4	mg/kg	< 0.4	< 0.4	< 0.4	< 0.4
Chromium	5	mg/kg	28	15	25	80
Copper	5	mg/kg	27	6.6	9.4	20
Lead	5	mg/kg	33	15	24	20
Mercury	0.1	mg/kg	< 0.1	< 0.1	< 0.1	< 0.1
Nickel	5	mg/kg	17	< 5	9.1	52
Zinc	5	mg/kg	73	23	21	45
% Moisture	1	%	23	12	7.5	8.6

Client Sample ID			SP4.2.04	SP4.2.05	SP4.2.06	SP3.3.01
Sample Matrix			Soil	Soil	Soil	Soil
Eurofins Sample No.			S20-Ap19120	S20-Ap19121	S20-Ap19122	S20-Ap19123
Date Sampled			Apr 14, 2020	Apr 14, 2020	Apr 14, 2020	Apr 14, 2020
Test/Reference	LOR	Unit				
Total Recoverable Hydrocarbons - 1999 NEPM Fractions						
TRH C6-C9	20	mg/kg	< 20	< 20	< 20	< 20
TRH C10-C14	20	mg/kg	< 20	< 20	< 20	< 20
TRH C15-C28	50	mg/kg	< 50	< 50	< 50	< 50
TRH C29-C36	50	mg/kg	< 50	< 50	< 50	< 50
TRH C10-C36 (Total)	50	mg/kg	< 50	< 50	< 50	< 50
BTEX						
Benzene	0.1	mg/kg	< 0.1	< 0.1	< 0.1	< 0.1
Toluene	0.1	mg/kg	< 0.1	< 0.1	< 0.1	< 0.1
Ethylbenzene	0.1	mg/kg	< 0.1	< 0.1	< 0.1	< 0.1
m&p-Xylenes	0.2	mg/kg	< 0.2	< 0.2	< 0.2	< 0.2
o-Xylene	0.1	mg/kg	< 0.1	< 0.1	< 0.1	< 0.1
Xylenes - Total*	0.3	mg/kg	< 0.3	< 0.3	< 0.3	< 0.3
4-Bromofluorobenzene (surr.)	1	%	99	113	96	109
Total Recoverable Hydrocarbons - 2013 NEPM Fractions						
Naphthalene ^{N02}	0.5	mg/kg	< 0.5	< 0.5	< 0.5	< 0.5
TRH C6-C10	20	mg/kg	< 20	< 20	< 20	< 20
TRH C6-C10 less BTEX (F1) ^{N04}	20	mg/kg	< 20	< 20	< 20	< 20
TRH >C10-C16	50	mg/kg	< 50	< 50	< 50	< 50
TRH >C10-C16 less Naphthalene (F2) ^{N01}	50	mg/kg	< 50	< 50	< 50	< 50
TRH >C16-C34	100	mg/kg	< 100	< 100	< 100	< 100
TRH >C34-C40	100	mg/kg	< 100	< 100	< 100	< 100
TRH >C10-C40 (total)*	100	mg/kg	< 100	< 100	< 100	< 100
Polycyclic Aromatic Hydrocarbons						
Benzo(a)pyrene TEQ (lower bound) *	0.5	mg/kg	< 0.5	< 0.5	< 0.5	< 0.5
Benzo(a)pyrene TEQ (medium bound) *	0.5	mg/kg	0.6	0.6	0.6	0.6
Benzo(a)pyrene TEQ (upper bound) *	0.5	mg/kg	1.2	1.2	1.2	1.2
Acenaphthene	0.5	mg/kg	< 0.5	< 0.5	< 0.5	< 0.5
Acenaphthylene	0.5	mg/kg	< 0.5	< 0.5	< 0.5	< 0.5
Anthracene	0.5	mg/kg	< 0.5	< 0.5	< 0.5	< 0.5
Benzo(a)anthracene	0.5	mg/kg	< 0.5	< 0.5	< 0.5	< 0.5
Benzo(a)pyrene	0.5	mg/kg	< 0.5	< 0.5	< 0.5	< 0.5
Benzo(b&j)fluoranthene ^{N07}	0.5	mg/kg	< 0.5	< 0.5	< 0.5	< 0.5
Benzo(g,h,i)perylene	0.5	mg/kg	< 0.5	< 0.5	< 0.5	< 0.5
Benzo(k)fluoranthene	0.5	mg/kg	< 0.5	< 0.5	< 0.5	< 0.5
Chrysene	0.5	mg/kg	< 0.5	< 0.5	< 0.5	< 0.5
Dibenz(a,h)anthracene	0.5	mg/kg	< 0.5	< 0.5	< 0.5	< 0.5
Fluoranthene	0.5	mg/kg	< 0.5	< 0.5	< 0.5	< 0.5
Fluorene	0.5	mg/kg	< 0.5	< 0.5	< 0.5	< 0.5
Indeno(1,2,3-cd)pyrene	0.5	mg/kg	< 0.5	< 0.5	< 0.5	< 0.5
Naphthalene	0.5	mg/kg	< 0.5	< 0.5	< 0.5	< 0.5
Phenanthrene	0.5	mg/kg	< 0.5	< 0.5	< 0.5	< 0.5
Pyrene	0.5	mg/kg	< 0.5	< 0.5	< 0.5	< 0.5
Total PAH*	0.5	mg/kg	< 0.5	< 0.5	< 0.5	< 0.5
2-Fluorobiphenyl (surr.)	1	%	79	79	143	148
p-Terphenyl-d14 (surr.)	1	%	72	73	71	69

Client Sample ID			SP4.2.04	SP4.2.05	SP4.2.06	SP3.3.01
Sample Matrix			Soil	Soil	Soil	Soil
Eurofins Sample No.			S20-Ap19120	S20-Ap19121	S20-Ap19122	S20-Ap19123
Date Sampled			Apr 14, 2020	Apr 14, 2020	Apr 14, 2020	Apr 14, 2020
Test/Reference	LOR	Unit				
Heavy Metals						
Arsenic	2	mg/kg	9.8	11	6.7	12
Cadmium	0.4	mg/kg	< 0.4	< 0.4	< 0.4	< 0.4
Chromium	5	mg/kg	46	27	28	21
Copper	5	mg/kg	14	13	12	8.8
Lead	5	mg/kg	31	29	18	26
Mercury	0.1	mg/kg	< 0.1	< 0.1	< 0.1	< 0.1
Nickel	5	mg/kg	29	12	20	7.6
Zinc	5	mg/kg	60	41	31	22
% Moisture						
	1	%	14	8.7	6.8	12

Client Sample ID			SP3.3.02	SP3.3.03
Sample Matrix			Soil	Soil
Eurofins Sample No.			S20-Ap19124	S20-Ap19125
Date Sampled			Apr 14, 2020	Apr 14, 2020
Test/Reference	LOR	Unit		
Total Recoverable Hydrocarbons - 1999 NEPM Fractions				
TRH C6-C9	20	mg/kg	< 20	< 20
TRH C10-C14	20	mg/kg	< 20	< 20
TRH C15-C28	50	mg/kg	< 50	< 50
TRH C29-C36	50	mg/kg	< 50	< 50
TRH C10-C36 (Total)	50	mg/kg	< 50	< 50
BTEX				
Benzene	0.1	mg/kg	< 0.1	< 0.1
Toluene	0.1	mg/kg	< 0.1	< 0.1
Ethylbenzene	0.1	mg/kg	< 0.1	< 0.1
m&p-Xylenes	0.2	mg/kg	< 0.2	< 0.2
o-Xylene	0.1	mg/kg	< 0.1	< 0.1
Xylenes - Total*	0.3	mg/kg	< 0.3	< 0.3
4-Bromofluorobenzene (surr.)	1	%	114	108
Total Recoverable Hydrocarbons - 2013 NEPM Fractions				
Naphthalene ^{N02}	0.5	mg/kg	< 0.5	< 0.5
TRH C6-C10	20	mg/kg	< 20	< 20
TRH C6-C10 less BTEX (F1) ^{N04}	20	mg/kg	< 20	< 20
TRH >C10-C16	50	mg/kg	< 50	< 50
TRH >C10-C16 less Naphthalene (F2) ^{N01}	50	mg/kg	< 50	< 50
TRH >C16-C34	100	mg/kg	< 100	< 100
TRH >C34-C40	100	mg/kg	< 100	< 100
TRH >C10-C40 (total)*	100	mg/kg	< 100	< 100
Polycyclic Aromatic Hydrocarbons				
Benzo(a)pyrene TEQ (lower bound) *	0.5	mg/kg	< 0.5	< 0.5
Benzo(a)pyrene TEQ (medium bound) *	0.5	mg/kg	0.6	0.6
Benzo(a)pyrene TEQ (upper bound) *	0.5	mg/kg	1.2	1.2
Acenaphthene	0.5	mg/kg	< 0.5	< 0.5
Acenaphthylene	0.5	mg/kg	< 0.5	< 0.5
Anthracene	0.5	mg/kg	< 0.5	< 0.5
Benz(a)anthracene	0.5	mg/kg	< 0.5	< 0.5
Benzo(a)pyrene	0.5	mg/kg	< 0.5	< 0.5

Client Sample ID			SP3.3.02	SP3.3.03
Sample Matrix			Soil	Soil
Eurofins Sample No.			S20-Ap19124	S20-Ap19125
Date Sampled			Apr 14, 2020	Apr 14, 2020
Test/Reference	LOR	Unit		
Polycyclic Aromatic Hydrocarbons				
Benzo(b&j)fluoranthene ^{N07}	0.5	mg/kg	< 0.5	< 0.5
Benzo(g,h,i)perylene	0.5	mg/kg	< 0.5	< 0.5
Benzo(k)fluoranthene	0.5	mg/kg	< 0.5	< 0.5
Chrysene	0.5	mg/kg	< 0.5	< 0.5
Dibenz(a,h)anthracene	0.5	mg/kg	< 0.5	< 0.5
Fluoranthene	0.5	mg/kg	< 0.5	< 0.5
Fluorene	0.5	mg/kg	< 0.5	< 0.5
Indeno(1.2.3-cd)pyrene	0.5	mg/kg	< 0.5	< 0.5
Naphthalene	0.5	mg/kg	< 0.5	< 0.5
Phenanthrene	0.5	mg/kg	< 0.5	< 0.5
Pyrene	0.5	mg/kg	< 0.5	< 0.5
Total PAH*	0.5	mg/kg	< 0.5	< 0.5
2-Fluorobiphenyl (surr.)	1	%	150	148
p-Terphenyl-d14 (surr.)	1	%	69	71
Heavy Metals				
Arsenic	2	mg/kg	11	17
Cadmium	0.4	mg/kg	< 0.4	< 0.4
Chromium	5	mg/kg	17	25
Copper	5	mg/kg	6.6	13
Lead	5	mg/kg	24	27
Mercury	0.1	mg/kg	< 0.1	< 0.1
Nickel	5	mg/kg	6.2	5.5
Zinc	5	mg/kg	19	23
% Moisture				
	1	%	10.0	13

Sample History

Where samples are submitted/analysed over several days, the last date of extraction and analysis is reported. A recent review of our LIMS has resulted in the correction or clarification of some method identifications. Due to this, some of the method reference information on reports has changed. However, no substantive change has been made to our laboratory methods, and as such there is no change in the validity of current or previous results.

If the date and time of sampling are not provided, the Laboratory will not be responsible for compromised results should testing be performed outside the recommended holding time.

Description	Testing Site	Extracted	Holding Time
Total Recoverable Hydrocarbons - 1999 NEPM Fractions - Method: LTM-ORG-2010 TRH C6-C40	Sydney	Apr 14, 2020	14 Days
BTEX - Method: LTM-ORG-2010 TRH C6-C40	Sydney	Apr 14, 2020	14 Days
Total Recoverable Hydrocarbons - 2013 NEPM Fractions - Method: LTM-ORG-2010 TRH C6-C40	Sydney	Apr 14, 2020	14 Days
Total Recoverable Hydrocarbons - 2013 NEPM Fractions - Method: LTM-ORG-2010 TRH C6-C40	Sydney	Apr 14, 2020	
Polycyclic Aromatic Hydrocarbons - Method: LTM-ORG-2130 PAH and Phenols in Soil and Water	Sydney	Apr 14, 2020	14 Days
Metals M8 - Method: LTM-MET-3040 Metals in Waters, Soils & Sediments by ICP-MS	Sydney	Apr 14, 2020	180 Days
% Moisture - Method: LTM-GEN-7080 Moisture	Sydney	Apr 14, 2020	14 Days

Australia

Melbourne
6 Monterey Road
Dandenong South VIC 3175
Phone : +61 3 8564 5000
NATA # 1261
Site # 1254 & 14271

Sydney
Unit F3, Building F
16 Mars Road
Lane Cove West NSW 2066
Phone : +61 2 9900 8400
NATA # 1261 Site # 18217

Brisbane
1/21 Smallwood Place
Murarrie QLD 4172
Phone : +61 7 3902 4600
NATA # 1261 Site # 20794

Perth
2/91 Leach Highway
Kewdale WA 6105
Phone : +61 8 9251 9600
NATA # 1261
Site # 23736

New Zealand

Auckland
35 O'Rorke Road
Penrose, Auckland 1061
Phone : +64 9 526 45 51
IANZ # 1327

Christchurch
43 Detroit Drive
Rolleston, Christchurch 7675
Phone : 0800 856 450
IANZ # 1290

Company Name: Greencap NSW P/L
Address: Level 2/11 Khartoum Road
North Ryde
NSW 2113

Project Name: FAIRVALE HS
Project ID: J167854

Order No.:
Report #: 713566
Phone: 02 9889 1800
Fax: 02 9889 1811

Received: Apr 14, 2020 5:00 PM
Due: Apr 15, 2020
Priority: 1 Day
Contact Name: Kris Knight

Eurofins Analytical Services Manager : Ursula Long

Sample Detail						HOLD	Moisture Set	Eurofins mgt Suite B7
Melbourne Laboratory - NATA Site # 1254 & 14271								
Sydney Laboratory - NATA Site # 18217						X	X	X
Brisbane Laboratory - NATA Site # 20794								
Perth Laboratory - NATA Site # 23736								
External Laboratory								
No	Sample ID	Sample Date	Sampling Time	Matrix	LAB ID			
1	SP1.1.01	Apr 14, 2020		Soil	S20-Ap19108		X	X
2	SP1.1.02	Apr 14, 2020		Soil	S20-Ap19109		X	X
3	SP1.1.03	Apr 14, 2020		Soil	S20-Ap19110		X	X
4	SP2.1.01	Apr 14, 2020		Soil	S20-Ap19111		X	X
5	SP2.1.02	Apr 14, 2020		Soil	S20-Ap19112		X	X
6	SP2.1.03	Apr 14, 2020		Soil	S20-Ap19113		X	X
7	SP3.1.01	Apr 14, 2020		Soil	S20-Ap19114		X	X
8	SP3.1.02	Apr 14, 2020		Soil	S20-Ap19115		X	X
9	SP3.1.03	Apr 14, 2020		Soil	S20-Ap19116		X	X
10	SP4.2.01	Apr 14, 2020		Soil	S20-Ap19117		X	X

Australia

Melbourne
6 Monterey Road
Dandenong South VIC 3175
Phone : +61 3 8564 5000
NATA # 1261
Site # 1254 & 14271

Sydney
Unit F3, Building F
16 Mars Road
Lane Cove West NSW 2066
Phone : +61 2 9900 8400
NATA # 1261 Site # 18217

Brisbane
1/21 Smallwood Place
Murarrie QLD 4172
Phone : +61 7 3902 4600
NATA # 1261 Site # 20794

Perth
2/91 Leach Highway
Kewdale WA 6105
Phone : +61 8 9251 9600
NATA # 1261
Site # 23736

New Zealand

Auckland
35 O'Rorke Road
Penrose, Auckland 1061
Phone : +64 9 526 45 51
IANZ # 1327

Christchurch
43 Detroit Drive
Rolleston, Christchurch 7675
Phone : 0800 856 450
IANZ # 1290

ABN – 50 005 085 521

web : www.eurofins.com.au

e.mail : EnviroSales@eurofins.com

Company Name: Greencap NSW P/L
Address: Level 2/11 Khartoum Road
North Ryde
NSW 2113

Project Name: FAIRVALE HS
Project ID: J167854

Order No.:
Report #: 713566
Phone: 02 9889 1800
Fax: 02 9889 1811

Received: Apr 14, 2020 5:00 PM
Due: Apr 15, 2020
Priority: 1 Day
Contact Name: Kris Knight

Eurofins Analytical Services Manager : Ursula Long

Sample Detail						HOLD	Moisture Set	Eurofins mgt Site B7
Melbourne Laboratory - NATA Site # 1254 & 14271								
Sydney Laboratory - NATA Site # 18217						X	X	X
Brisbane Laboratory - NATA Site # 20794								
Perth Laboratory - NATA Site # 23736								
11	SP4.2.02	Apr 14, 2020		Soil	S20-Ap19118		X	X
12	SP4.2.03	Apr 14, 2020		Soil	S20-Ap19119		X	X
13	SP4.2.04	Apr 14, 2020		Soil	S20-Ap19120		X	X
14	SP4.2.05	Apr 14, 2020		Soil	S20-Ap19121		X	X
15	SP4.2.06	Apr 14, 2020		Soil	S20-Ap19122		X	X
16	SP3.3.01	Apr 14, 2020		Soil	S20-Ap19123		X	X
17	SP3.3.02	Apr 14, 2020		Soil	S20-Ap19124		X	X
18	SP3.3.03	Apr 14, 2020		Soil	S20-Ap19125		X	X
19	SP4.1.01	Apr 14, 2020		Soil	S20-Ap19131	X		
20	SP4.1.02	Apr 14, 2020		Soil	S20-Ap19132	X		
21	SP4.1.03	Apr 14, 2020		Soil	S20-Ap19133	X		
Test Counts						3	18	18

Internal Quality Control Review and Glossary

General

- Laboratory QC results for Method Blanks, Duplicates, Matrix Spikes, and Laboratory Control Samples follows guidelines delineated in the National Environment Protection (Assessment of Site Contamination) Measure 1999, as amended May 2013 and are included in this QC report where applicable. Additional QC data may be available on request.
- All soil/sediment/solid results are reported on a dry basis, unless otherwise stated.
- All biota/food results are reported on a wet weight basis on the edible portion, unless otherwise stated.
- Actual LORs are matrix dependant. Quoted LORs may be raised where sample extracts are diluted due to interferences.
- Results are uncorrected for matrix spikes or surrogate recoveries except for PFAS compounds.
- SVOC analysis on waters are performed on homogenised, unfiltered samples, unless noted otherwise.
- Samples were analysed on an 'as received' basis.
- Information identified on this report with blue colour, indicates data provided by customer, that may have an impact on the results.
- This report replaces any interim results previously issued.

Holding Times

Please refer to 'Sample Preservation and Container Guide' for holding times (QS3001).

For samples received on the last day of holding time, notification of testing requirements should have been received at least 6 hours prior to sample receipt deadlines as stated on the SRA.

If the Laboratory did not receive the information in the required timeframe, and regardless of any other integrity issues, suitably qualified results may still be reported.

Holding times apply from the date of sampling, therefore compliance to these may be outside the laboratory's control.

For VOCs containing vinyl chloride, styrene and 2-chloroethyl vinyl ether the holding time is 7 days however for all other VOCs such as BTEX or C6-10 TRH then the holding time is 14 days.

****NOTE:** pH duplicates are reported as a range NOT as RPD

Units

mg/kg: milligrams per kilogram	mg/L: milligrams per litre	ug/L: micrograms per litre
ppm: Parts per million	ppb: Parts per billion	%: Percentage
org/100mL: Organisms per 100 millilitres	NTU: Nephelometric Turbidity Units	MPN/100mL: Most Probable Number of organisms per 100 millilitres

Terms

Dry	Where a moisture has been determined on a solid sample the result is expressed on a dry basis.
LOR	Limit of Reporting.
SPIKE	Addition of the analyte to the sample and reported as percentage recovery.
RPD	Relative Percent Difference between two Duplicate pieces of analysis.
LCS	Laboratory Control Sample - reported as percent recovery.
CRM	Certified Reference Material - reported as percent recovery.
Method Blank	In the case of solid samples these are performed on laboratory certified clean sands and in the case of water samples these are performed on de-ionised water.
Surr - Surrogate	The addition of a like compound to the analyte target and reported as percentage recovery.
Duplicate	A second piece of analysis from the same sample and reported in the same units as the result to show comparison.
USEPA	United States Environmental Protection Agency
APHA	American Public Health Association
TCLP	Toxicity Characteristic Leaching Procedure
COC	Chain of Custody
SRA	Sample Receipt Advice
QSM	US Department of Defense Quality Systems Manual Version 5.3
CP	Client Parent - QC was performed on samples pertaining to this report
NCP	Non-Client Parent - QC performed on samples not pertaining to this report, QC is representative of the sequence or batch that client samples were analysed within.
TEQ	Toxic Equivalency Quotient

QC - Acceptance Criteria

RPD Duplicates: Global RPD Duplicates Acceptance Criteria is 30% however the following acceptance guidelines are equally applicable:

Results <10 times the LOR : No Limit

Results between 10-20 times the LOR : RPD must lie between 0-50%

Results >20 times the LOR : RPD must lie between 0-30%

Surrogate Recoveries: Recoveries must lie between 20-130% Phenols & 50-150% PFASs

PFAS field samples that contain surrogate recoveries in excess of the QC limit designated in QSM 5.3 where no positive PFAS results have been reported have been reviewed and no data was affected.

WA DWER (n=10): PFBA, PFPeA, PFHxA, PFHpA, PFOA, PFBS, PFHxS, PFOS, 6:2 FTSA, 8:2 FTSA

QC Data General Comments

- Where a result is reported as a less than (<), higher than the nominated LOR, this is due to either matrix interference, extract dilution required due to interferences or contaminant levels within the sample, high moisture content or insufficient sample provided.
- Duplicate data shown within this report that states the word "BATCH" is a Batch Duplicate from outside of your sample batch, but within the laboratory sample batch at a 1:10 ratio. The Parent and Duplicate data shown is not data from your samples.
- Organochlorine Pesticide analysis - where reporting LCS data, Toxaphene & Chlordane are not added to the LCS.
- Organochlorine Pesticide analysis - where reporting Spike data, Toxaphene is not added to the Spike.
- Total Recoverable Hydrocarbons - where reporting Spike & LCS data, a single spike of commercial Hydrocarbon products in the range of C12-C30 is added and it's Total Recovery is reported in the C10-C14 cell of the Report.
- pH and Free Chlorine analysed in the laboratory - Analysis on this test must begin within 30 minutes of sampling. Therefore laboratory analysis is unlikely to be completed within holding time. Analysis will begin as soon as possible after sample receipt.
- Recovery Data (Spikes & Surrogates) - where chromatographic interference does not allow the determination of Recovery the term "INT" appears against that analyte.
- Polychlorinated Biphenyls are spiked only using Aroclor 1260 in Matrix Spikes and LCS.
- For Matrix Spikes and LCS results a dash " - " in the report means that the specific analyte was not added to the QC sample.
- Duplicate RPDs are calculated from raw analytical data thus it is possible to have two sets of data.

Quality Control Results

Test	Units	Result 1			Acceptance Limits	Pass Limits	Qualifying Code
Method Blank							
Total Recoverable Hydrocarbons - 1999 NEPM Fractions							
TRH C6-C9	mg/kg	< 20			20	Pass	
TRH C10-C14	mg/kg	< 20			20	Pass	
TRH C15-C28	mg/kg	< 50			50	Pass	
TRH C29-C36	mg/kg	< 50			50	Pass	
Method Blank							
BTEX							
Benzene	mg/kg	< 0.1			0.1	Pass	
Toluene	mg/kg	< 0.1			0.1	Pass	
Ethylbenzene	mg/kg	< 0.1			0.1	Pass	
m&p-Xylenes	mg/kg	< 0.2			0.2	Pass	
o-Xylene	mg/kg	< 0.1			0.1	Pass	
Xylenes - Total*	mg/kg	< 0.3			0.3	Pass	
Method Blank							
Total Recoverable Hydrocarbons - 2013 NEPM Fractions							
Naphthalene	mg/kg	< 0.5			0.5	Pass	
TRH C6-C10	mg/kg	< 20			20	Pass	
TRH >C10-C16	mg/kg	< 50			50	Pass	
TRH >C16-C34	mg/kg	< 100			100	Pass	
TRH >C34-C40	mg/kg	< 100			100	Pass	
Method Blank							
Polycyclic Aromatic Hydrocarbons							
Acenaphthene	mg/kg	< 0.5			0.5	Pass	
Acenaphthylene	mg/kg	< 0.5			0.5	Pass	
Anthracene	mg/kg	< 0.5			0.5	Pass	
Benz(a)anthracene	mg/kg	< 0.5			0.5	Pass	
Benzo(a)pyrene	mg/kg	< 0.5			0.5	Pass	
Benzo(b&j)fluoranthene	mg/kg	< 0.5			0.5	Pass	
Benzo(g,h,i)perylene	mg/kg	< 0.5			0.5	Pass	
Benzo(k)fluoranthene	mg/kg	< 0.5			0.5	Pass	
Chrysene	mg/kg	< 0.5			0.5	Pass	
Dibenz(a,h)anthracene	mg/kg	< 0.5			0.5	Pass	
Fluoranthene	mg/kg	< 0.5			0.5	Pass	
Fluorene	mg/kg	< 0.5			0.5	Pass	
Indeno(1,2,3-cd)pyrene	mg/kg	< 0.5			0.5	Pass	
Naphthalene	mg/kg	< 0.5			0.5	Pass	
Phenanthrene	mg/kg	< 0.5			0.5	Pass	
Pyrene	mg/kg	< 0.5			0.5	Pass	
Method Blank							
Heavy Metals							
Arsenic	mg/kg	< 2			2	Pass	
Cadmium	mg/kg	< 0.4			0.4	Pass	
Chromium	mg/kg	< 5			5	Pass	
Copper	mg/kg	< 5			5	Pass	
Lead	mg/kg	< 5			5	Pass	
Mercury	mg/kg	< 0.1			0.1	Pass	
Nickel	mg/kg	< 5			5	Pass	
Zinc	mg/kg	< 5			5	Pass	
LCS - % Recovery							
Total Recoverable Hydrocarbons - 1999 NEPM Fractions							
TRH C6-C9	%	90			70-130	Pass	

Test	Units	Result 1			Acceptance Limits	Pass Limits	Qualifying Code	
TRH C10-C14	%	95			70-130	Pass		
LCS - % Recovery								
BTEX								
Benzene	%	100			70-130	Pass		
Toluene	%	102			70-130	Pass		
Ethylbenzene	%	107			70-130	Pass		
m&p-Xylenes	%	107			70-130	Pass		
o-Xylene	%	110			70-130	Pass		
Xylenes - Total*	%	108			70-130	Pass		
LCS - % Recovery								
Total Recoverable Hydrocarbons - 2013 NEPM Fractions								
Naphthalene	%	112			70-130	Pass		
TRH C6-C10	%	89			70-130	Pass		
TRH >C10-C16	%	91			70-130	Pass		
LCS - % Recovery								
Polycyclic Aromatic Hydrocarbons								
Acenaphthene	%	100			70-130	Pass		
Acenaphthylene	%	90			70-130	Pass		
Anthracene	%	90			70-130	Pass		
Benz(a)anthracene	%	116			70-130	Pass		
Benzo(a)pyrene	%	117			70-130	Pass		
Benzo(b&j)fluoranthene	%	111			70-130	Pass		
Benzo(g,h,i)perylene	%	107			70-130	Pass		
Benzo(k)fluoranthene	%	96			70-130	Pass		
Chrysene	%	96			70-130	Pass		
Dibenz(a,h)anthracene	%	110			70-130	Pass		
Fluoranthene	%	95			70-130	Pass		
Fluorene	%	91			70-130	Pass		
Indeno(1,2,3-cd)pyrene	%	114			70-130	Pass		
Naphthalene	%	94			70-130	Pass		
Phenanthrene	%	92			70-130	Pass		
Pyrene	%	96			70-130	Pass		
LCS - % Recovery								
Heavy Metals								
Arsenic	%	89			70-130	Pass		
Cadmium	%	94			70-130	Pass		
Chromium	%	93			70-130	Pass		
Copper	%	93			70-130	Pass		
Lead	%	97			70-130	Pass		
Mercury	%	96			70-130	Pass		
Nickel	%	96			70-130	Pass		
Zinc	%	96			70-130	Pass		
Test	Lab Sample ID	QA Source	Units	Result 1		Acceptance Limits	Pass Limits	Qualifying Code
Spike - % Recovery								
Total Recoverable Hydrocarbons - 1999 NEPM Fractions				Result 1				
TRH C6-C9	S20-Ap14457	NCP	%	71		70-130	Pass	
TRH C10-C14	S20-Ap14301	NCP	%	99		70-130	Pass	
Spike - % Recovery								
BTEX				Result 1				
Benzene	S20-Ap14457	NCP	%	70		70-130	Pass	
Toluene	S20-Ap14457	NCP	%	80		70-130	Pass	
Ethylbenzene	S20-Ap14457	NCP	%	82		70-130	Pass	
m&p-Xylenes	S20-Ap14457	NCP	%	84		70-130	Pass	
o-Xylene	S20-Ap14457	NCP	%	85		70-130	Pass	

Test	Lab Sample ID	QA Source	Units	Result 1			Acceptance Limits	Pass Limits	Qualifying Code
Xylenes - Total*	S20-Ap14457	NCP	%	84			70-130	Pass	
Spike - % Recovery									
Total Recoverable Hydrocarbons - 2013 NEPM Fractions				Result 1					
Naphthalene	S20-Ap14457	NCP	%	81			70-130	Pass	
TRH C6-C10	S20-Ap14457	NCP	%	70			70-130	Pass	
TRH >C10-C16	S20-Ap14301	NCP	%	95			70-130	Pass	
Spike - % Recovery									
Polycyclic Aromatic Hydrocarbons				Result 1					
Acenaphthene	S20-Ap02010	NCP	%	112			70-130	Pass	
Acenaphthylene	S20-Ap02010	NCP	%	101			70-130	Pass	
Anthracene	S20-Ap02010	NCP	%	101			70-130	Pass	
Benz(a)anthracene	S20-Ap02010	NCP	%	119			70-130	Pass	
Benzo(a)pyrene	S20-Ap02010	NCP	%	111			70-130	Pass	
Benzo(b&j)fluoranthene	S20-Ma41581	NCP	%	110			70-130	Pass	
Benzo(g,h,i)perylene	S20-Ap02010	NCP	%	109			70-130	Pass	
Benzo(k)fluoranthene	S20-Ap02010	NCP	%	100			70-130	Pass	
Chrysene	S20-Ap02010	NCP	%	108			70-130	Pass	
Dibenz(a,h)anthracene	S20-Ap02010	NCP	%	113			70-130	Pass	
Fluoranthene	S20-Ap02010	NCP	%	112			70-130	Pass	
Fluorene	S20-Ap02010	NCP	%	106			70-130	Pass	
Indeno(1,2,3-cd)pyrene	S20-Ap02010	NCP	%	112			70-130	Pass	
Naphthalene	S20-Ap02010	NCP	%	108			70-130	Pass	
Phenanthrene	S20-Ap02010	NCP	%	107			70-130	Pass	
Pyrene	S20-Ap02010	NCP	%	112			70-130	Pass	
Spike - % Recovery									
Heavy Metals				Result 1					
Arsenic	S20-Ap19121	CP	%	107			70-130	Pass	
Cadmium	S20-Ap19121	CP	%	108			70-130	Pass	
Chromium	S20-Ap19121	CP	%	89			70-130	Pass	
Copper	S20-Ap19121	CP	%	99			70-130	Pass	
Lead	S20-Ap19121	CP	%	116			70-130	Pass	
Mercury	S20-Ap19121	CP	%	115			70-130	Pass	
Nickel	S20-Ap19121	CP	%	107			70-130	Pass	
Zinc	S20-Ap19121	CP	%	106			70-130	Pass	
Test	Lab Sample ID	QA Source	Units	Result 1			Acceptance Limits	Pass Limits	Qualifying Code
Duplicate									
Total Recoverable Hydrocarbons - 1999 NEPM Fractions				Result 1	Result 2	RPD			
TRH C6-C9	S20-Ap14456	NCP	mg/kg	< 20	< 20	<1	30%	Pass	
TRH C10-C14	S20-Ap08960	NCP	mg/kg	< 20	< 20	<1	30%	Pass	
TRH C15-C28	S20-Ap08960	NCP	mg/kg	< 50	< 50	<1	30%	Pass	
TRH C29-C36	S20-Ap08960	NCP	mg/kg	< 50	< 50	<1	30%	Pass	
Duplicate									
BTEX				Result 1	Result 2	RPD			
Benzene	S20-Ap14456	NCP	mg/kg	< 0.1	< 0.1	<1	30%	Pass	
Toluene	S20-Ap14456	NCP	mg/kg	< 0.1	< 0.1	<1	30%	Pass	
Ethylbenzene	S20-Ap14456	NCP	mg/kg	< 0.1	< 0.1	<1	30%	Pass	
m&p-Xylenes	S20-Ap14456	NCP	mg/kg	< 0.2	< 0.2	<1	30%	Pass	
o-Xylene	S20-Ap14456	NCP	mg/kg	< 0.1	< 0.1	<1	30%	Pass	
Xylenes - Total*	S20-Ap14456	NCP	mg/kg	< 0.3	< 0.3	<1	30%	Pass	

Duplicate									
Total Recoverable Hydrocarbons - 2013 NEPM Fractions				Result 1	Result 2	RPD			
Naphthalene	S20-Ap14456	NCP	mg/kg	< 0.5	< 0.5	<1	30%	Pass	
TRH C6-C10	S20-Ap14456	NCP	mg/kg	< 20	< 20	<1	30%	Pass	
TRH >C10-C16	S20-Ap08960	NCP	mg/kg	< 50	< 50	<1	30%	Pass	
TRH >C16-C34	S20-Ap08960	NCP	mg/kg	< 100	< 100	<1	30%	Pass	
TRH >C34-C40	S20-Ap08960	NCP	mg/kg	< 100	< 100	<1	30%	Pass	
Duplicate									
Polycyclic Aromatic Hydrocarbons				Result 1	Result 2	RPD			
Acenaphthene	S20-Ap13477	NCP	mg/kg	180	120	40	30%	Fail	Q02
Acenaphthylene	S20-Ap13477	NCP	mg/kg	6.4	3.6	56	30%	Fail	Q02
Anthracene	S20-Ap13477	NCP	mg/kg	75	50	39	30%	Fail	Q02
Benz(a)anthracene	S20-Ap13477	NCP	mg/kg	23	16	35	30%	Fail	Q02
Benzo(a)pyrene	S20-Ap13477	NCP	mg/kg	7.5	5.5	31	30%	Fail	Q02
Benzo(b&j)fluoranthene	S20-Ap13477	NCP	mg/kg	7.1	4.9	36	30%	Fail	Q02
Benzo(g,h,i)perylene	S20-Ap13477	NCP	mg/kg	2.8	1.9	36	30%	Fail	Q02
Benzo(k)fluoranthene	S20-Ap13477	NCP	mg/kg	4.7	3.4	31	30%	Fail	Q02
Chrysene	S20-Ap13477	NCP	mg/kg	15	11	34	30%	Fail	Q02
Dibenz(a,h)anthracene	S20-Ap13477	NCP	mg/kg	1.0	1.0	5.0	30%	Pass	
Fluoranthene	S20-Ap13477	NCP	mg/kg	130	88	38	30%	Fail	Q02
Fluorene	S20-Ap13477	NCP	mg/kg	84	56	40	30%	Fail	Q02
Indeno(1,2,3-cd)pyrene	S20-Ap13477	NCP	mg/kg	2.4	1.7	35	30%	Fail	Q02
Naphthalene	S20-Ap13477	NCP	mg/kg	130	85	42	30%	Fail	Q02
Phenanthrene	S20-Ap13477	NCP	mg/kg	240	160	40	30%	Fail	Q02
Pyrene	S20-Ap13477	NCP	mg/kg	100	70	36	30%	Fail	Q02
Duplicate									
% Moisture	S20-Ap19108	CP	%	11	8.7	28	30%	Pass	
Duplicate									
Heavy Metals				Result 1	Result 2	RPD			
Arsenic	S20-Ap19116	CP	mg/kg	9.3	7.4	23	30%	Pass	
Cadmium	S20-Ap19116	CP	mg/kg	< 0.4	< 0.4	<1	30%	Pass	
Chromium	S20-Ap19116	CP	mg/kg	28	18	46	30%	Fail	Q15
Copper	S20-Ap19116	CP	mg/kg	27	22	23	30%	Pass	
Lead	S20-Ap19116	CP	mg/kg	33	29	14	30%	Pass	
Mercury	S20-Ap19116	CP	mg/kg	< 0.1	< 0.1	<1	30%	Pass	
Nickel	S20-Ap19116	CP	mg/kg	17	10	51	30%	Fail	Q15
Zinc	S20-Ap19116	CP	mg/kg	73	55	29	30%	Pass	
Duplicate									
% Moisture	S20-Ap19118	CP	%	7.5	7.5	<1	30%	Pass	
Duplicate									
Heavy Metals				Result 1	Result 2	RPD			
Arsenic	S20-Ap19120	CP	mg/kg	9.8	15	43	30%	Fail	Q15
Cadmium	S20-Ap19120	CP	mg/kg	< 0.4	< 0.4	<1	30%	Pass	
Chromium	S20-Ap19120	CP	mg/kg	46	32	36	30%	Fail	Q15
Copper	S20-Ap19120	CP	mg/kg	14	12	18	30%	Pass	
Lead	S20-Ap19120	CP	mg/kg	31	29	5.0	30%	Pass	
Mercury	S20-Ap19120	CP	mg/kg	< 0.1	< 0.1	<1	30%	Pass	
Nickel	S20-Ap19120	CP	mg/kg	29	13	76	30%	Fail	Q15
Zinc	S20-Ap19120	CP	mg/kg	60	41	38	30%	Fail	Q15

Comments
Sample Integrity

Custody Seals Intact (if used)	N/A
Attempt to Chill was evident	Yes
Sample correctly preserved	Yes
Appropriate sample containers have been used	Yes
Sample containers for volatile analysis received with minimal headspace	Yes
Samples received within HoldingTime	Yes
Some samples have been subcontracted	No

Qualifier Codes/Comments

Code	Description
N01	F2 is determined by arithmetically subtracting the "naphthalene" value from the ">C10-C16" value. The naphthalene value used in this calculation is obtained from volatiles (Purge & Trap analysis).
N02	Where we have reported both volatile (P&T GCMS) and semivolatile (GCMS) naphthalene data, results may not be identical. Provided correct sample handling protocols have been followed, any observed differences in results are likely to be due to procedural differences within each methodology. Results determined by both techniques have passed all QAQC acceptance criteria, and are entirely technically valid.
N04	F1 is determined by arithmetically subtracting the "Total BTEX" value from the "C6-C10" value. The "Total BTEX" value is obtained by summing the concentrations of BTEX analytes. The "C6-C10" value is obtained by quantitating against a standard of mixed aromatic/aliphatic analytes.
N07	Please note:- These two PAH isomers closely co-elute using the most contemporary analytical methods and both the reported concentration (and the TEQ) apply specifically to the total of the two co-eluting PAHs
Q02	The duplicate %RPD is outside the recommended acceptance criteria. Further analysis indicates sample heterogeneity as the cause
Q15	The RPD reported passes Eurofins Environment Testing's QC - Acceptance Criteria as defined in the Internal Quality Control Review and Glossary page of this report.

Authorised By

Ursula Long	Analytical Services Manager
Andrew Sullivan	Senior Analyst-Organic (NSW)
Gabriele Cordero	Senior Analyst-Metal (NSW)


Glenn Jackson
General Manager

Final report - this Report replaces any previously issued Report

- Indicates Not Requested

* Indicates NATA accreditation does not cover the performance of this service

Measurement uncertainty of test data is available on request or please [click here](#).

Eurofins shall not be liable for loss, cost, damages or expenses incurred by the client, or any other person or company, resulting from the use of any information or interpretation given in this report. In no case shall Eurofins be liable for consequential damages including, but not limited to, lost profits, damages for failure to meet deadlines and lost production arising from this report. This document shall not be reproduced except in full and relates only to the items tested. Unless indicated otherwise, the tests were performed on the samples as received.



Environment Testing

Australia

Melbourne
 6 Monterey Road
 Dandenong South VIC 3175
 Phone : +61 3 8564 5000
 NATA # 1261
 Site # 1254 & 14271

Sydney
 Unit F3, Building F
 16 Mars Road
 Lane Cove West NSW 2066
 Phone : +61 2 9900 8400
 NATA # 1261 Site # 18217

Brisbane
 1/21 Smallwood Place
 Murarrie QLD 4172
 Phone : +61 7 3902 4600
 NATA # 1261 Site # 20794

Perth
 2/91 Leach Highway
 Kewdale WA 6105
 Phone : +61 8 9251 9600
 NATA # 1261
 Site # 23736

New Zealand

Auckland
 35 O'Rorke Road
 Penrose, Auckland 1061
 Phone : +64 9 526 45 51
 IANZ # 1327

Christchurch
 43 Detroit Drive
 Rolleston, Christchurch 7675
 Phone : 0800 856 450
 IANZ # 1290

ABN – 50 005 085 521

web : www.eurofins.com.au

e.mail : EnviroSales@eurofins.com

Company Name: Greencap NSW P/L
Address: Level 2/11 Khartoum Road
 North Ryde
 NSW 2113

Project Name: FAIRVALE HS
Project ID: J167854

Order No.:
Report #: 713566
Phone: 02 9889 1800
Fax: 02 9889 1811

Received: Apr 14, 2020 5:00 PM
Due: Apr 15, 2020
Priority: 1 Day
Contact Name: Kris Knight

Eurofins Analytical Services Manager : Ursula Long

Sample Detail						HOLD	Moisture Set	Eurofins mgt Suite B7
Melbourne Laboratory - NATA Site # 1254 & 14271								
Sydney Laboratory - NATA Site # 18217						X	X	X
Brisbane Laboratory - NATA Site # 20794								
Perth Laboratory - NATA Site # 23736								
External Laboratory								
No	Sample ID	Sample Date	Sampling Time	Matrix	LAB ID			
1	SP1.1.01	Apr 14, 2020		Soil	S20-Ap19108		X	X
2	SP1.1.02	Apr 14, 2020		Soil	S20-Ap19109		X	X
3	SP1.1.03	Apr 14, 2020		Soil	S20-Ap19110		X	X
4	SP2.1.01	Apr 14, 2020		Soil	S20-Ap19111		X	X
5	SP2.1.02	Apr 14, 2020		Soil	S20-Ap19112		X	X
6	SP2.1.03	Apr 14, 2020		Soil	S20-Ap19113		X	X
7	SP3.1.01	Apr 14, 2020		Soil	S20-Ap19114		X	X
8	SP3.1.02	Apr 14, 2020		Soil	S20-Ap19115		X	X
9	SP3.1.03	Apr 14, 2020		Soil	S20-Ap19116		X	X
10	SP4.2.01	Apr 14, 2020		Soil	S20-Ap19117		X	X



Environment Testing

Australia

Melbourne
 6 Monterey Road
 Dandenong South VIC 3175
 Phone : +61 3 8564 5000
 NATA # 1261
 Site # 1254 & 14271

Sydney
 Unit F3, Building F
 16 Mars Road
 Lane Cove West NSW 2066
 Phone : +61 2 9900 8400
 NATA # 1261 Site # 18217

Brisbane
 1/21 Smallwood Place
 Murarrie QLD 4172
 Phone : +61 7 3902 4600
 NATA # 1261 Site # 20794

Perth
 2/91 Leach Highway
 Kewdale WA 6105
 Phone : +61 8 9251 9600
 NATA # 1261
 Site # 23736

New Zealand

Auckland
 35 O'Rorke Road
 Penrose, Auckland 1061
 Phone : +64 9 526 45 51
 IANZ # 1327

Christchurch
 43 Detroit Drive
 Rolleston, Christchurch 7675
 Phone : 0800 856 450
 IANZ # 1290

ABN – 50 005 085 521

web : www.eurofins.com.au

e.mail : EnviroSales@eurofins.com

Company Name: Greencap NSW P/L
Address: Level 2/11 Khartoum Road
 North Ryde
 NSW 2113

Project Name: FAIRVALE HS
Project ID: J167854

Order No.:
Report #: 713566
Phone: 02 9889 1800
Fax: 02 9889 1811

Received: Apr 14, 2020 5:00 PM
Due: Apr 15, 2020
Priority: 1 Day
Contact Name: Kris Knight

Eurofins Analytical Services Manager : Ursula Long

Sample Detail						HOLD	Moisture Set	Eurofins mgt Site B7
Melbourne Laboratory - NATA Site # 1254 & 14271								
Sydney Laboratory - NATA Site # 18217						X	X	X
Brisbane Laboratory - NATA Site # 20794								
Perth Laboratory - NATA Site # 23736								
11	SP4.2.02	Apr 14, 2020		Soil	S20-Ap19118		X	X
12	SP4.2.03	Apr 14, 2020		Soil	S20-Ap19119		X	X
13	SP4.2.04	Apr 14, 2020		Soil	S20-Ap19120		X	X
14	SP4.2.05	Apr 14, 2020		Soil	S20-Ap19121		X	X
15	SP4.2.06	Apr 14, 2020		Soil	S20-Ap19122		X	X
16	SP3.3.01	Apr 14, 2020		Soil	S20-Ap19123		X	X
17	SP3.3.02	Apr 14, 2020		Soil	S20-Ap19124		X	X
18	SP3.3.03	Apr 14, 2020		Soil	S20-Ap19125		X	X
19	SP4.1.01	Apr 14, 2020		Soil	S20-Ap19131	X		
20	SP4.1.02	Apr 14, 2020		Soil	S20-Ap19132	X		
21	SP4.1.03	Apr 14, 2020		Soil	S20-Ap19133	X		
Test Counts						3	18	18

Sample Receipt Advice

Company name: **Greencap NSW P/L**
Contact name: Kris Knight
Project name: FAIRVALE HS
Project ID: J167854
COC number: Not provided
Turn around time: 1 Day
Date/Time received: Apr 14, 2020 5:00 PM
Eurofins reference: **713566**

Sample information

- A detailed list of analytes logged into our LIMS, is included in the attached summary table.
- All samples have been received as described on the above COC.
- COC has been completed correctly.
- Attempt to chill was evident.
- Appropriately preserved sample containers have been used.
- All samples were received in good condition.
- Samples have been provided with adequate time to commence analysis in accordance with the relevant holding times.
- Appropriate sample containers have been used.
- Split sample sent to requested external lab.
- Some samples have been subcontracted.
- N/A Custody Seals intact (if used).

Notes

SP4.1.01, SP4.1.02 and SP4.1.03 received extra and placed on hold.

Contact notes

If you have any questions with respect to these samples please contact:

Ursula Long on Phone : or by e.mail: UrsulaLong@eurofins.com

Results will be delivered electronically via e.mail to Kris Knight - kris.knight@greencap.com.au.

Gydney Laboratory
 Unit F3 Bld F 16 Mars Rd Lane Cove West NSW 2095
 02 9909 8400 Ema:GydneyL@eurofins.com

Brisbane Laboratory
 Unit 1 21 Smallwood Pl Maroon QLD 4172
 07 3802 4800 Ema:SampleLab@eurofins.com

Perth Laboratory
 Unit 2 81 Leach Highway Kewdale WA 5105
 08 9251 9300 Ema:SampleWA@eurofins.com

Melbourne Laboratory
 2 Kingston Tom Cope Gaiherp VIC 3145
 03 8954 5000 Ema:SampleVIC@eurofins.com

Company		Project No		Project Name		Project Manager		Sample(s)		Handed over by		Email for invoice		Email for Results		Containers		Turnaround Time (TAT) Requirements (based on the date of receipt)		Sample Comments / Dangerous Goods / Hazard Warning	
Greenvap		J167854		Fairvale HS		Kris Knight		Tom Foster		Tom Foster		Kris.Knight@agencysp.com.au		Kris.Knight@agencysp.com.au		<input type="checkbox"/> Overnight (9am) <input checked="" type="checkbox"/> 1 Day <input type="checkbox"/> 2 Day <input type="checkbox"/> 3 Day <input type="checkbox"/> 5 Day <input type="checkbox"/> Other () *Saturdays apply		1L Plastic 250mL Plastic 125mL Plastic 200mL Amber Glass 40mL VOA vial 500mL PPAS Bottle Jar (Glass or HDPE)		Sample Comments / Dangerous Goods / Hazard Warning	
Address Level 2/11 Kharstoun Rd North Ryde NSW		Project No		Project Name		Project Manager		Sample(s)		Handed over by		Email for invoice		Email for Results		Containers		Turnaround Time (TAT) Requirements		Sample Comments	
Contact Name Kris Knight		Project No		Project Name		Project Manager		Sample(s)		Handed over by		Email for invoice		Email for Results		Containers		Turnaround Time (TAT) Requirements		Sample Comments	
Phone No 0423 759 161		Project No		Project Name		Project Manager		Sample(s)		Handed over by		Email for invoice		Email for Results		Containers		Turnaround Time (TAT) Requirements		Sample Comments	
Purchase Order		Project No		Project Name		Project Manager		Sample(s)		Handed over by		Email for invoice		Email for Results		Containers		Turnaround Time (TAT) Requirements		Sample Comments	
Quote ID No		Project No		Project Name		Project Manager		Sample(s)		Handed over by		Email for invoice		Email for Results		Containers		Turnaround Time (TAT) Requirements		Sample Comments	
Client Sample ID		Project No		Project Name		Project Manager		Sample(s)		Handed over by		Email for invoice		Email for Results		Containers		Turnaround Time (TAT) Requirements		Sample Comments	
Sampled Date/Time (dd/mm/yyyy hh:mm)		Project No		Project Name		Project Manager		Sample(s)		Handed over by		Email for invoice		Email for Results		Containers		Turnaround Time (TAT) Requirements		Sample Comments	
Matrix (Solid (S) / Water (W))		Project No		Project Name		Project Manager		Sample(s)		Handed over by		Email for invoice		Email for Results		Containers		Turnaround Time (TAT) Requirements		Sample Comments	
Suite B7 M8		Project No		Project Name		Project Manager		Sample(s)		Handed over by		Email for invoice		Email for Results		Containers		Turnaround Time (TAT) Requirements		Sample Comments	
SP1.1.01		Project No		Project Name		Project Manager		Sample(s)		Handed over by		Email for invoice		Email for Results		Containers		Turnaround Time (TAT) Requirements		Sample Comments	
SP1.1.02		Project No		Project Name		Project Manager		Sample(s)		Handed over by		Email for invoice		Email for Results		Containers		Turnaround Time (TAT) Requirements		Sample Comments	
SP1.1.03		Project No		Project Name		Project Manager		Sample(s)		Handed over by		Email for invoice		Email for Results		Containers		Turnaround Time (TAT) Requirements		Sample Comments	
SP2.1.01		Project No		Project Name		Project Manager		Sample(s)		Handed over by		Email for invoice		Email for Results		Containers		Turnaround Time (TAT) Requirements		Sample Comments	
SP2.1.02		Project No		Project Name		Project Manager		Sample(s)		Handed over by		Email for invoice		Email for Results		Containers		Turnaround Time (TAT) Requirements		Sample Comments	
SP2.1.03		Project No		Project Name		Project Manager		Sample(s)		Handed over by		Email for invoice		Email for Results		Containers		Turnaround Time (TAT) Requirements		Sample Comments	
SP3.1.01		Project No		Project Name		Project Manager		Sample(s)		Handed over by		Email for invoice		Email for Results		Containers		Turnaround Time (TAT) Requirements		Sample Comments	
SP3.1.02		Project No		Project Name		Project Manager		Sample(s)		Handed over by		Email for invoice		Email for Results		Containers		Turnaround Time (TAT) Requirements		Sample Comments	
SP3.1.03		Project No		Project Name		Project Manager		Sample(s)		Handed over by		Email for invoice		Email for Results		Containers		Turnaround Time (TAT) Requirements		Sample Comments	
SP4.2.01		Project No		Project Name		Project Manager		Sample(s)		Handed over by		Email for invoice		Email for Results		Containers		Turnaround Time (TAT) Requirements		Sample Comments	
Total Counts		Project No		Project Name		Project Manager		Sample(s)		Handed over by		Email for invoice		Email for Results		Containers		Turnaround Time (TAT) Requirements		Sample Comments	
Metric of Shipment		Project No		Project Name		Project Manager		Sample(s)		Handed over by		Email for invoice		Email for Results		Containers		Turnaround Time (TAT) Requirements		Sample Comments	
Received By		Project No		Project Name		Project Manager		Sample(s)		Handed over by		Email for invoice		Email for Results		Containers		Turnaround Time (TAT) Requirements		Sample Comments	
Received By		Project No		Project Name		Project Manager		Sample(s)		Handed over by		Email for invoice		Email for Results		Containers		Turnaround Time (TAT) Requirements		Sample Comments	
Signature		Project No		Project Name		Project Manager		Sample(s)		Handed over by		Email for invoice		Email for Results		Containers		Turnaround Time (TAT) Requirements		Sample Comments	
Date		Project No		Project Name		Project Manager		Sample(s)		Handed over by		Email for invoice		Email for Results		Containers		Turnaround Time (TAT) Requirements		Sample Comments	
Time		Project No		Project Name		Project Manager		Sample(s)		Handed over by		Email for invoice		Email for Results		Containers		Turnaround Time (TAT) Requirements		Sample Comments	
Temperature		Project No		Project Name		Project Manager		Sample(s)		Handed over by		Email for invoice		Email for Results		Containers		Turnaround Time (TAT) Requirements		Sample Comments	
Report No		Project No		Project Name		Project Manager		Sample(s)		Handed over by		Email for invoice		Email for Results		Containers		Turnaround Time (TAT) Requirements		Sample Comments	

Submission of samples to the laboratory will be deemed as acceptance of Eurofins | mg Standard Terms and Conditions unless agreed otherwise. A copy of Eurofins | mg Standard Terms and Conditions is available on request.

Eurofins Environment Testing Australia Pty Ltd trading as Eurofins | mg
 02992 87000. Modified by Dr. R. Simpson. Approved by Labnet Approved on 17 August 2017

1/2

Glass Jars

↑

14/12/20

5:00

713506

Greencap NSW P/L
 Level 2/11 Khartoum Road
 North Ryde
 NSW 2113



NATA Accredited
Accreditation Number 1261
Site Number 18217

Accredited for compliance with ISO/IEC 17025 – Testing
 The results of the tests, calibrations and/or
 measurements included in this document are traceable
 to Australian/national standards.

Attention: **Kris Knight**

Report **713681-L**
 Project name **ADDITIONAL - C106404-J167854**
 Project ID **C106404-J167854**
 Received Date **Apr 15, 2020**

Client Sample ID			SP02.05
Sample Matrix			US Leachate
Eurofins Sample No.			S20-Ap20052
Date Sampled			Apr 09, 2020
Test/Reference	LOR	Unit	
Heavy Metals			
Nickel	0.01	mg/L	< 0.01
USA Leaching Procedure			
Leachate Fluid ^{C01}		comment	1.0
pH (initial)	0.1	pH Units	5.7
pH (off)	0.1	pH Units	5.4
pH (USA HCl addition)	0.1	pH Units	1.7

Sample History

Where samples are submitted/analysed over several days, the last date of extraction and analysis is reported.

A recent review of our LIMS has resulted in the correction or clarification of some method identifications. Due to this, some of the method reference information on reports has changed. However, no substantive change has been made to our laboratory methods, and as such there is no change in the validity of current or previous results.

If the date and time of sampling are not provided, the Laboratory will not be responsible for compromised results should testing be performed outside the recommended holding time.

Description	Testing Site	Extracted	Holding Time
Heavy Metals - Method: LTM-MET-3040 Metals in Waters, Soils & Sediments by ICP-MS	Sydney	Apr 16, 2020	180 Days
USA Leaching Procedure - Method: LTM-GEN-7010 Leaching Procedure for Soils & Solid Wastes	Sydney	Apr 15, 2020	14 Days

Australia

Melbourne
 6 Monterey Road
 Dandenong South VIC 3175
 Phone : +61 3 8564 5000
 NATA # 1261
 Site # 1254 & 14271

Sydney
 Unit F3, Building F
 16 Mars Road
 Lane Cove West NSW 2066
 Phone : +61 2 9900 8400
 NATA # 1261 Site # 18217

Brisbane
 1/21 Smallwood Place
 Murarrie QLD 4172
 Phone : +61 7 3902 4600
 NATA # 1261 Site # 20794

Perth
 2/91 Leach Highway
 Kewdale WA 6105
 Phone : +61 8 9251 9600
 NATA # 1261
 Site # 23736

New Zealand

Auckland
 35 O'Rorke Road
 Penrose, Auckland 1061
 Phone : +64 9 526 45 51
 IANZ # 1327

Christchurch
 43 Detroit Drive
 Rolleston, Christchurch 7675
 Phone : 0800 856 450
 IANZ # 1290

Company Name: Greencap NSW P/L
Address: Level 2/11 Khartoum Road
 North Ryde
 NSW 2113

Project Name: ADDITIONAL - C106404-J167854
Project ID: C106404-J167854

Order No.:
Report #: 713681
Phone: 02 9889 1800
Fax: 02 9889 1811

Received: Apr 15, 2020 1:15 PM
Due: Apr 16, 2020
Priority: 1 Day
Contact Name: Kris Knight

Eurofins Analytical Services Manager : Ursula Long

Sample Detail						Nickel	USA Leaching Procedure
Melbourne Laboratory - NATA Site # 1254 & 14271							
Sydney Laboratory - NATA Site # 18217						X	X
Brisbane Laboratory - NATA Site # 20794							
Perth Laboratory - NATA Site # 23736							
External Laboratory							
No	Sample ID	Sample Date	Sampling Time	Matrix	LAB ID		
1	SP02.05	Apr 09, 2020		US Leachate	S20-Ap20052	X	X
Test Counts						1	1

Internal Quality Control Review and Glossary

General

1. Laboratory QC results for Method Blanks, Duplicates, Matrix Spikes, and Laboratory Control Samples follows guidelines delineated in the National Environment Protection (Assessment of Site Contamination) Measure 1999, as amended May 2013 and are included in this QC report where applicable. Additional QC data may be available on request.
2. All soil/sediment/solid results are reported on a dry basis, unless otherwise stated.
3. All biota/food results are reported on a wet weight basis on the edible portion, unless otherwise stated.
4. Actual LORs are matrix dependant. Quoted LORs may be raised where sample extracts are diluted due to interferences.
5. Results are uncorrected for matrix spikes or surrogate recoveries except for PFAS compounds.
6. SVOC analysis on waters are performed on homogenised, unfiltered samples, unless noted otherwise.
7. Samples were analysed on an 'as received' basis.
8. Information identified on this report with blue colour, indicates data provided by customer, that may have an impact on the results.
9. This report replaces any interim results previously issued.

Holding Times

Please refer to 'Sample Preservation and Container Guide' for holding times (QS3001).

For samples received on the last day of holding time, notification of testing requirements should have been received at least 6 hours prior to sample receipt deadlines as stated on the SRA.

If the Laboratory did not receive the information in the required timeframe, and regardless of any other integrity issues, suitably qualified results may still be reported.

Holding times apply from the date of sampling, therefore compliance to these may be outside the laboratory's control.

For VOCs containing vinyl chloride, styrene and 2-chloroethyl vinyl ether the holding time is 7 days however for all other VOCs such as BTEX or C6-10 TRH then the holding time is 14 days.

****NOTE:** pH duplicates are reported as a range NOT as RPD

Units

mg/kg: milligrams per kilogram

mg/L: milligrams per litre

ug/L: micrograms per litre

ppm: Parts per million

ppb: Parts per billion

%: Percentage

org/100mL: Organisms per 100 millilitres

NTU: Nephelometric Turbidity Units

MPN/100mL: Most Probable Number of organisms per 100 millilitres

Terms

Dry	Where a moisture has been determined on a solid sample the result is expressed on a dry basis.
LOR	Limit of Reporting.
SPIKE	Addition of the analyte to the sample and reported as percentage recovery.
RPD	Relative Percent Difference between two Duplicate pieces of analysis.
LCS	Laboratory Control Sample - reported as percent recovery.
CRM	Certified Reference Material - reported as percent recovery.
Method Blank	In the case of solid samples these are performed on laboratory certified clean sands and in the case of water samples these are performed on de-ionised water.
Surr - Surrogate	The addition of a like compound to the analyte target and reported as percentage recovery.
Duplicate	A second piece of analysis from the same sample and reported in the same units as the result to show comparison.
USEPA	United States Environmental Protection Agency
APHA	American Public Health Association
TCLP	Toxicity Characteristic Leaching Procedure
COC	Chain of Custody
SRA	Sample Receipt Advice
QSM	US Department of Defense Quality Systems Manual Version 5.3
CP	Client Parent - QC was performed on samples pertaining to this report
NCP	Non-Client Parent - QC performed on samples not pertaining to this report, QC is representative of the sequence or batch that client samples were analysed within.
TEQ	Toxic Equivalency Quotient

QC - Acceptance Criteria

RPD Duplicates: Global RPD Duplicates Acceptance Criteria is 30% however the following acceptance guidelines are equally applicable:

Results <10 times the LOR : No Limit

Results between 10-20 times the LOR : RPD must lie between 0-50%

Results >20 times the LOR : RPD must lie between 0-30%

Surrogate Recoveries: Recoveries must lie between 20-130% Phenols & 50-150% PFASs

PFAS field samples that contain surrogate recoveries in excess of the QC limit designated in QSM 5.3 where no positive PFAS results have been reported have been reviewed and no data was affected.

WA DWER (n=10): PFBA, PFPeA, PFHxA, PFHpA, PFOA, PFBS, PFHxS, PFOS, 6:2 FTSA, 8:2 FTSA

QC Data General Comments

1. Where a result is reported as a less than (<), higher than the nominated LOR, this is due to either matrix interference, extract dilution required due to interferences or contaminant levels within the sample, high moisture content or insufficient sample provided.
2. Duplicate data shown within this report that states the word "BATCH" is a Batch Duplicate from outside of your sample batch, but within the laboratory sample batch at a 1:10 ratio. The Parent and Duplicate data shown is not data from your samples.
3. Organochlorine Pesticide analysis - where reporting LCS data, Toxaphene & Chlordane are not added to the LCS.
4. Organochlorine Pesticide analysis - where reporting Spike data, Toxaphene is not added to the Spike.
5. Total Recoverable Hydrocarbons - where reporting Spike & LCS data, a single spike of commercial Hydrocarbon products in the range of C12-C30 is added and it's Total Recovery is reported in the C10-C14 cell of the Report.
6. pH and Free Chlorine analysed in the laboratory - Analysis on this test must begin within 30 minutes of sampling. Therefore laboratory analysis is unlikely to be completed within holding time. Analysis will begin as soon as possible after sample receipt.
7. Recovery Data (Spikes & Surrogates) - where chromatographic interference does not allow the determination of Recovery the term "INT" appears against that analyte.
8. Polychlorinated Biphenyls are spiked only using Aroclor 1260 in Matrix Spikes and LCS.
9. For Matrix Spikes and LCS results a dash " - " in the report means that the specific analyte was not added to the QC sample.
10. Duplicate RPDs are calculated from raw analytical data thus it is possible to have two sets of data.

Quality Control Results

Test				Units	Result 1		Acceptance Limits	Pass Limits	Qualifying Code	
Method Blank										
Heavy Metals										
Nickel				mg/L	< 0.01		0.01	Pass		
LCS - % Recovery										
Heavy Metals										
Nickel				%	89		70-130	Pass		
Test	Lab Sample ID	QA Source	Units	Result 1			Acceptance Limits	Pass Limits	Qualifying Code	
Spike - % Recovery										
Heavy Metals										
Nickel				S20-Ap20886	NCP	%	81	70-130	Pass	
Duplicate										
Heavy Metals										
Nickel				S20-Ap20052	CP	mg/L	< 0.01	< 0.01	<1	30% Pass

Comments**Sample Integrity**

Custody Seals Intact (if used)	N/A
Attempt to Chill was evident	Yes
Sample correctly preserved	Yes
Appropriate sample containers have been used	Yes
Sample containers for volatile analysis received with minimal headspace	Yes
Samples received within HoldingTime	Yes
Some samples have been subcontracted	No

Qualifier Codes/Comments

Code	Description
C01	Leachate Fluid Key: 1 - pH 5.0; 2 - pH 2.9; 3 - pH 9.2; 4 - Reagent (DI) water; 5 - Client sample, 6 - other

Authorised By

Ursula Long Analytical Services Manager
Gabriele Cordero Senior Analyst-Metal (NSW)

**Glenn Jackson
General Manager**

Final report - this Report replaces any previously issued Report

- Indicates Not Requested

* Indicates NATA accreditation does not cover the performance of this service

Measurement uncertainty of test data is available on request or please [click here](#).

Eurofins shall not be liable for loss, cost, damages or expenses incurred by the client, or any other person or company, resulting from the use of any information or interpretation given in this report. In no case shall Eurofins be liable for consequential damages including, but not limited to, lost profits, damages for failure to meet deadlines and lost production arising from this report. This document shall not be reproduced except in full and relates only to the items tested. Unless indicated otherwise, the tests were performed on the samples as received.



Environment Testing

Australia

Melbourne
 6 Monterey Road
 Dandenong South VIC 3175
 Phone : +61 3 8564 5000
 NATA # 1261
 Site # 1254 & 14271

Sydney
 Unit F3, Building F
 16 Mars Road
 Lane Cove West NSW 2066
 Phone : +61 2 9900 8400
 NATA # 1261 Site # 18217

Brisbane
 1/21 Smallwood Place
 Murarrie QLD 4172
 Phone : +61 7 3902 4600
 NATA # 1261 Site # 20794

Perth
 2/91 Leach Highway
 Kewdale WA 6105
 Phone : +61 8 9251 9600
 NATA # 1261
 Site # 23736

New Zealand

Auckland
 35 O'Rorke Road
 Penrose, Auckland 1061
 Phone : +64 9 526 45 51
 IANZ # 1327

Christchurch
 43 Detroit Drive
 Rolleston, Christchurch 7675
 Phone : 0800 856 450
 IANZ # 1290

ABN – 50 005 085 521

web : www.eurofins.com.au

e.mail : EnviroSales@eurofins.com

Company Name: Greencap NSW P/L
Address: Level 2/11 Khartoum Road
 North Ryde
 NSW 2113

Project Name: ADDITIONAL - C106404-J167854
Project ID: C106404-J167854

Order No.:
Report #: 713681
Phone: 02 9889 1800
Fax: 02 9889 1811

Received: Apr 15, 2020 1:15 PM
Due: Apr 16, 2020
Priority: 1 Day
Contact Name: Kris Knight

Eurofins Analytical Services Manager : Ursula Long

Sample Detail						Nickel	USA Leaching Procedure
Melbourne Laboratory - NATA Site # 1254 & 14271							
Sydney Laboratory - NATA Site # 18217						X	X
Brisbane Laboratory - NATA Site # 20794							
Perth Laboratory - NATA Site # 23736							
External Laboratory							
No	Sample ID	Sample Date	Sampling Time	Matrix	LAB ID		
1	SP02.05	Apr 09, 2020		US Leachate	S20-Ap20052	X	X
Test Counts						1	1

Sample Receipt Advice

Company name: **Greencap NSW P/L**
Contact name: Kris Knight
Project name: ADDITIONAL - C106404-J167854
Project ID: C106404-J167854
COC number: Not provided
Turn around time: 1 Day
Date/Time received: Apr 15, 2020 1:15 PM
Eurofins reference: **713681**

Sample information

- A detailed list of analytes logged into our LIMS, is included in the attached summary table.
 - All samples have been received as described on the above COC.
 - COC has been completed correctly.
 - Attempt to chill was evident.
 - Appropriately preserved sample containers have been used.
 - All samples were received in good condition.
 - Samples have been provided with adequate time to commence analysis in accordance with the relevant holding times.
 - Appropriate sample containers have been used.
 - Split sample sent to requested external lab.
 - Some samples have been subcontracted.
- N/A Custody Seals intact (if used).

Contact notes

If you have any questions with respect to these samples please contact:

Ursula Long on Phone : or by e.mail: UrsulaLong@eurofins.com

Results will be delivered electronically via e.mail to Kris Knight - kris.knight@greencap.com.au.

#AU04_Enviro_Sample_NSW

To: Asim Khan
Subject: RE: 1 DAY TAT ADDITIONAL ANALYSIS FW: [EXT]:Eurofins Test Results - Report 713277 : Site C106404-J167854 (C106404-J167854)

From: Samantha Strauss <Samantha.Strauss@greencap.com.au>
Sent: Wednesday, 15 April 2020 1:15 PM
To: Asim Khan <AsimKhan@eurofins.com>; Ursula Long <UrsulaLong@eurofins.com>
Cc: Kris Knight <Kris.Knight@greencap.com.au>
Subject: FW: [EXT]:Eurofins Test Results - Report 713277 : Site C106404-J167854 (C106404-J167854)
Importance: High

EXTERNAL EMAIL*

Good afternoon,

Can we please request TCLP Nickel for sample SP02.05 (Eurofins sample No. S20 - Ap16352).

Analysis on the quickest turnaround (24 hour?).

Please don't hesitate to contact me if you have any questions.

Kind regards,
Samantha

Samantha Strauss

Consultant | Greencap

Level 1 / 677 High Street Kew East, VIC 3102

D: 03 9896 8604 | **M:** 0439 267 120 | **E:** Samantha.Strauss@greencap.com.au | **in:** [LinkedIn](#)

GREENCAP
Going Further in Managing Risk

Asbestos / Hazardous Materials | Occupational Hygiene | Property Risk | Health & Safety
Environmental Management | Contaminated Land | Emergency Management
Training | Online Solutions

Adelaide | Auckland | Brisbane | Canberra | Darwin | Melbourne | Perth | Sydney | Wollongong

[Click Here](#) to receive updates from Greencap on legislation changes, industry news, special offers, training & events [f](#) [t](#) [in](#)

GREENCAP
Risk Review
Industry News & Alerts

Issue #14 OUT NOW!
'Managing Workplace Risks from COVID-19'

[Click Here](#) to see how Greencap can help you manage your COVID-19 risks

READ NOW

Please consider the environment before printing this email. This email and any attachments are confidential, may contain proprietary information (some or all of which may be legally privileged) and are intended only for the addressee. If you are not the addressee, please delete this email and its attachments from your computer, destroy any copies and notify the user. Greencap Pty Ltd ("Greencap") does not waive confidentiality or legal privilege in respect of this email or

attachments. Any unauthorised use, reproduction, disclosure, distribution or reliance on the information contained in this e-mail and its attachments is prohibited and any loss or damage incurred is not the sender's or Greencap's responsibility. Any views expressed in this communication are those of the individual sender. Greencap cannot guarantee that e-mail communications are secure or error free. Greencap accepts no liability for any damage caused by this email or its attachments due to viruses, interference, interception, corruption or unauthorised access. Greencap's entire liability is limited to resending this email. As set out in Greencap's proposals or email quotations, all services supplied by Greencap will be carried out in accordance with Greencap's Terms and Conditions at <https://www.greencap.com.au/terms-conditions> to the exclusion of terms and conditions contained or referred to in any other transaction document (including a Purchase Order) or email. All of Greencap's services are carried out for the specific purpose requested and agreed and such services will be carried out in accordance with Greencap's Statements of Limitation as set out at <https://www.greencap.com.au/statements-limitation>.

From: AsimKhan@eurofins.com <AsimKhan@eurofins.com>
Sent: Tuesday, 14 April 2020 7:07 PM
To: Kris Knight <Kris.Knight@greencap.com.au>
Cc: Tom Foster <Tom.Foster@greencap.com.au>
Subject: [EXT]:Eurofins Test Results - Report 713277 : Site C106404-J167854 (C106404-J167854)

CAUTION: This email originated from outside of the organisation. Do not click links or open attachments unless you recognise the sender and know the content is safe.

Please find attached results for your project in the subject header.

Kind regards,

Asim Khan
Analytical Services Manager

Eurofins | Environment Testing

Unit F3, Parkview Building
16 Mars Road
LANE COVE WEST NSW 2066
AUSTRALIA
Phone : +61 2 9900 8432
Phone : +61 429 051 456
Email : AsimKhan@eurofins.com
Website : www.eurofins.com.au/environmental-testing

[EnviroNote 1098 - Melbourne PFAS Accreditation](#)
[EnviroNote 1080 - Total Organofluorine Analysis & PFAS Investigations](#)

Click [here](#) to report this email as spam.

ScannedByWebsenseForEurofins

* WARNING - EXTERNAL: This email originated from outside of Eurofins. Do not click any links or open any attachments unless you trust the sender and know that the content is safe!

Greencap NSW P/L
Level 2/11 Khartoum Road
North Ryde
NSW 2113



NATA Accredited
Accreditation Number 1261
Site Number 18217

Accredited for compliance with ISO/IEC 17025–Testing
 The results of the tests, calibrations and/or
 measurements included in this document are traceable
 to Australian/national standards.

Attention: Kris Knight
Report 713569-AID
Project Name FAIRVALE HS
Project ID J167854
Received Date Apr 14, 2020
Date Reported Apr 15, 2020

Methodology:

Asbestos Fibre
 Identification

Conducted in accordance with the Australian Standard AS 4964 – 2004: Method for the Qualitative Identification of Asbestos in Bulk Samples and in-house Method LTM-ASB-8020 by polarised light microscopy (PLM) and dispersion staining (DS) techniques.

NOTE: Positive Trace Analysis results indicate the sample contains detectable respirable fibres.

Unknown Mineral
 Fibres

Mineral fibres of unknown type, as determined by PLM with DS, may require another analytical technique, such as Electron Microscopy, to confirm unequivocal identity.

NOTE: While Actinolite, Anthophyllite and Tremolite asbestos may be detected by PLM with DS, due to variability in the optical properties of these materials, AS4964 requires that these are reported as UMF unless confirmed by an independent technique.

Subsampling Soil
 Samples

The whole sample submitted is first dried and then passed through a 10mm sieve followed by a 2mm sieve. All fibrous matter greater than 10mm, greater than 2mm as well as the material passing through the 2mm sieve are retained and analysed for the presence of asbestos. If the sub 2mm fraction is greater than approximately 30 to 60g then a sub-sampling routine based on ISO 3082:2009(E) is employed.

NOTE: Depending on the nature and size of the soil sample, the sub-2 mm residue material may need to be sub-sampled for trace analysis, in accordance with AS 4964-2004.

Bonded asbestos-
 containing material
 (ACM)

The material is first examined and any fibres isolated for identification by PLM and DS. Where required, interfering matrices may be removed by disintegration using a range of heat, chemical or physical treatments, possibly in combination. The resultant material is then further examined in accordance with AS 4964 - 2004.

NOTE: Even after disintegration it may be difficult to detect the presence of asbestos in some asbestos-containing bulk materials using PLM and DS. This is due to the low grade or small length or diameter of the asbestos fibres present in the material, or to the fact that very fine fibres have been distributed intimately throughout the materials. Vinyl/asbestos floor tiles, some asbestos-containing sealants and mastics, asbestos-containing epoxy resins and some ore samples are examples of these types of material, which are difficult to analyse.

Limit of Reporting

The performance limitation of the AS 4964 (2004) method for non-homogeneous samples is around 0.1 g/kg (equivalent to 0.01% (w/w)). Where no asbestos is found by PLM and DS, including Trace Analysis, this is considered to be at the nominal reporting limit of 0.01% (w/w).

The NEPM screening level of 0.001% (w/w) is intended as an on-site determination, not a laboratory Limit of Reporting (LOR), per se. Examination of a large sample size (e.g. 500 mL) may improve the likelihood of detecting asbestos, particularly AF, to aid assessment against the NEPM criteria. Gravimetric determinations to this level of accuracy are outside of AS 4964 and hence NATA Accreditation does not cover the performance of this service (non-NATA results shown with an asterisk).

NOTE: NATA News March 2014, p.7, states in relation to AS 4964: "This is a qualitative method with a nominal reporting limit of 0.01 % " and that currently in Australia "there is no validated method available for the quantification of asbestos". This report is consistent with the analytical procedures and reporting recommendations in the NEPM and the WA DoH.

Project Name FAIRVALE HS
Project ID J167854
Date Sampled Apr 14, 2020
Report 713569-AID

Client Sample ID	Eurofins Sample No.	Date Sampled	Sample Description	Result
SP1.1.01	20-Ap19136	Apr 14, 2020	Approximate Sample 529g Sample consisted of: Brown fine-grained clayey soil and rocks	No asbestos detected at the reporting limit of 0.001% w/w.* Organic fibre detected. No trace asbestos detected.
SP1.1.02	20-Ap19137	Apr 14, 2020	Approximate Sample 597g Sample consisted of: Brown fine-grained clayey soil and rocks	No asbestos detected at the reporting limit of 0.001% w/w.* Organic fibre detected. No trace asbestos detected.
SP1.1.03	20-Ap19138	Apr 14, 2020	Approximate Sample 607g Sample consisted of: Brown fine-grained clayey soil and rocks	No asbestos detected at the reporting limit of 0.001% w/w.* Organic fibre detected. No trace asbestos detected.
SP2.1.01	20-Ap19139	Apr 14, 2020	Approximate Sample 621g Sample consisted of: Brown fine-grained clayey soil and rocks	No asbestos detected at the reporting limit of 0.001% w/w.* Organic fibre detected. No trace asbestos detected.
SP2.1.02	20-Ap19140	Apr 14, 2020	Approximate Sample 604g Sample consisted of: Brown fine-grained clayey soil and rocks	No asbestos detected at the reporting limit of 0.001% w/w.* Organic fibre detected. No trace asbestos detected.
SP2.1.03	20-Ap19141	Apr 14, 2020	Approximate Sample 587g Sample consisted of: Brown fine-grained clayey soil and rocks	No asbestos detected at the reporting limit of 0.001% w/w.* Organic fibre detected. No trace asbestos detected.
SP3.1.01	20-Ap19142	Apr 14, 2020	Approximate Sample 659g Sample consisted of: Brown fine-grained clayey soil and rocks	No asbestos detected at the reporting limit of 0.001% w/w.* Organic fibre detected. No trace asbestos detected.
SP3.1.02	20-Ap19143	Apr 14, 2020	Approximate Sample 541g Sample consisted of: Brown fine-grained clayey soil and rocks	No asbestos detected at the reporting limit of 0.001% w/w.* Organic fibre detected. No trace asbestos detected.

Client Sample ID	Eurofins Sample No.	Date Sampled	Sample Description	Result
SP3.1.03	20-Ap19144	Apr 14, 2020	Approximate Sample 617g Sample consisted of: Brown fine-grained clayey soil and rocks	No asbestos detected at the reporting limit of 0.001% w/w.* Organic fibre detected. No trace asbestos detected.
SP4.2.01	20-Ap19145	Apr 14, 2020	Approximate Sample 662g Sample consisted of: Brown fine-grained clayey soil and rocks	No asbestos detected at the reporting limit of 0.001% w/w.* Organic fibre detected. No trace asbestos detected.
SP4.2.02	20-Ap19146	Apr 14, 2020	Approximate Sample 775g Sample consisted of: Brown fine-grained clayey soil and rocks	No asbestos detected at the reporting limit of 0.001% w/w.* Organic fibre detected. No trace asbestos detected.
SP4.2.03	20-Ap19147	Apr 14, 2020	Approximate Sample 818g Sample consisted of: Brown fine-grained clayey soil, bitumen and rocks	No asbestos detected at the reporting limit of 0.001% w/w.* Organic fibre detected. No trace asbestos detected.
SP4.2.04	20-Ap19148	Apr 14, 2020	Approximate Sample 874g Sample consisted of: Brown fine-grained clayey soil, bitumen and rocks	No asbestos detected at the reporting limit of 0.001% w/w.* Organic fibre detected. No trace asbestos detected.
SP4.2.05	20-Ap19149	Apr 14, 2020	Approximate Sample 803g Sample consisted of: Brown fine-grained clayey soil and rocks	No asbestos detected at the reporting limit of 0.001% w/w.* Organic fibre detected. No trace asbestos detected.
SP4.2.06	20-Ap19150	Apr 14, 2020	Approximate Sample 740g Sample consisted of: Brown fine-grained clayey soil and rocks	No asbestos detected at the reporting limit of 0.001% w/w.* Organic fibre detected. No trace asbestos detected.
SP3.3.01	20-Ap19151	Apr 14, 2020	Approximate Sample 740g Sample consisted of: Brown fine-grained clayey soil and rocks	No asbestos detected at the reporting limit of 0.001% w/w.* Organic fibre detected. No trace asbestos detected.
SP3.3.02	20-Ap19152	Apr 14, 2020	Approximate Sample 694g Sample consisted of: Brown fine-grained clayey soil and rocks	No asbestos detected at the reporting limit of 0.001% w/w.* Organic fibre detected. No trace asbestos detected.
SP3.3.03	20-Ap19153	Apr 14, 2020	Approximate Sample 854g Sample consisted of: Brown fine-grained clayey soil and rocks	No asbestos detected at the reporting limit of 0.001% w/w.* Organic fibre detected. No trace asbestos detected.
SP4.1.01	20-Ap19154	Apr 14, 2020	Approximate Sample 591g Sample consisted of: Brown fine-grained clayey soil and rocks	No asbestos detected at the reporting limit of 0.001% w/w.* Organic fibre detected. No trace asbestos detected.
SP4.1.02	20-Ap19155	Apr 14, 2020	Approximate Sample 581g Sample consisted of: Brown fine-grained clayey soil and rocks	No asbestos detected at the reporting limit of 0.001% w/w.* Organic fibre detected. No trace asbestos detected.
SP4.1.03	20-Ap19156	Apr 14, 2020	Approximate Sample 590g Sample consisted of: Brown fine-grained clayey soil and rocks	No asbestos detected at the reporting limit of 0.001% w/w.* Organic fibre detected. No trace asbestos detected.

Sample History

Where samples are submitted/analysed over several days, the last date of extraction and analysis is reported. A recent review of our LIMS has resulted in the correction or clarification of some method identifications. Due to this, some of the method reference information on reports has changed. However, no substantive change has been made to our laboratory methods, and as such there is no change in the validity of current or previous results.

If the date and time of sampling are not provided, the Laboratory will not be responsible for compromised results should testing be performed outside the recommended holding time.

Description	Testing Site	Extracted	Holding Time
Asbestos - LTM-ASB-8020	Sydney	Apr 15, 2020	Indefinite

Australia

Melbourne
6 Monterey Road
Dandenong South VIC 3175
Phone : +61 3 8564 5000
NATA # 1261
Site # 1254 & 14271

Sydney
Unit F3, Building F
16 Mars Road
Lane Cove West NSW 2066
Phone : +61 2 9900 8400
NATA # 1261 Site # 18217

Brisbane
1/21 Smallwood Place
Murarrie QLD 4172
Phone : +61 7 3902 4600
NATA # 1261 Site # 20794

Perth
2/91 Leach Highway
Kewdale WA 6105
Phone : +61 8 9251 9600
NATA # 1261
Site # 23736

New Zealand

Auckland
35 O'Rorke Road
Penrose, Auckland 1061
Phone : +64 9 526 45 51
IANZ # 1327

Christchurch
43 Detroit Drive
Rolleston, Christchurch 7675
Phone : 0800 856 450
IANZ # 1290

Company Name: Greencap NSW P/L
Address: Level 2/11 Khartoum Road
North Ryde
NSW 2113

Project Name: FAIRVALE HS
Project ID: J167854

Order No.:
Report #: 713569
Phone: 02 9889 1800
Fax: 02 9889 1811

Received: Apr 14, 2020 5:00 PM
Due: Apr 15, 2020
Priority: 1 Day
Contact Name: Kris Knight

Eurofins Analytical Services Manager : Ursula Long

Asbestos - WA guidelines

Sample Detail

Melbourne Laboratory - NATA Site # 1254 & 14271

Sydney Laboratory - NATA Site # 18217

Brisbane Laboratory - NATA Site # 20794

Perth Laboratory - NATA Site # 23736

External Laboratory

No	Sample ID	Sample Date	Sampling Time	Matrix	LAB ID	
1	SP1.1.01	Apr 14, 2020		Soil	S20-Ap19136	X
2	SP1.1.02	Apr 14, 2020		Soil	S20-Ap19137	X
3	SP1.1.03	Apr 14, 2020		Soil	S20-Ap19138	X
4	SP2.1.01	Apr 14, 2020		Soil	S20-Ap19139	X
5	SP2.1.02	Apr 14, 2020		Soil	S20-Ap19140	X
6	SP2.1.03	Apr 14, 2020		Soil	S20-Ap19141	X
7	SP3.1.01	Apr 14, 2020		Soil	S20-Ap19142	X
8	SP3.1.02	Apr 14, 2020		Soil	S20-Ap19143	X
9	SP3.1.03	Apr 14, 2020		Soil	S20-Ap19144	X
10	SP4.2.01	Apr 14, 2020		Soil	S20-Ap19145	X

Australia

Melbourne
6 Monterey Road
Dandenong South VIC 3175
Phone : +61 3 8564 5000
NATA # 1261
Site # 1254 & 14271

Sydney
Unit F3, Building F
16 Mars Road
Lane Cove West NSW 2066
Phone : +61 2 9900 8400
NATA # 1261 Site # 18217

Brisbane
1/21 Smallwood Place
Murarrie QLD 4172
Phone : +61 7 3902 4600
NATA # 1261 Site # 20794

Perth
2/91 Leach Highway
Kewdale WA 6105
Phone : +61 8 9251 9600
NATA # 1261
Site # 23736

New Zealand

Auckland
35 O'Rorke Road
Penrose, Auckland 1061
Phone : +64 9 526 45 51
IANZ # 1327

Christchurch
43 Detroit Drive
Rolleston, Christchurch 7675
Phone : 0800 856 450
IANZ # 1290

Company Name: Greencap NSW P/L
Address: Level 2/11 Khartoum Road
North Ryde
NSW 2113

Project Name: FAIRVALE HS
Project ID: J167854

Order No.:
Report #: 713569
Phone: 02 9889 1800
Fax: 02 9889 1811

Received: Apr 14, 2020 5:00 PM
Due: Apr 15, 2020
Priority: 1 Day
Contact Name: Kris Knight

Eurofins Analytical Services Manager : Ursula Long

Sample Detail						Asbestos - WA guidelines
Melbourne Laboratory - NATA Site # 1254 & 14271						
Sydney Laboratory - NATA Site # 18217						X
Brisbane Laboratory - NATA Site # 20794						
Perth Laboratory - NATA Site # 23736						
11	SP4.2.02	Apr 14, 2020		Soil	S20-Ap19146	X
12	SP4.2.03	Apr 14, 2020		Soil	S20-Ap19147	X
13	SP4.2.04	Apr 14, 2020		Soil	S20-Ap19148	X
14	SP4.2.05	Apr 14, 2020		Soil	S20-Ap19149	X
15	SP4.2.06	Apr 14, 2020		Soil	S20-Ap19150	X
16	SP3.3.01	Apr 14, 2020		Soil	S20-Ap19151	X
17	SP3.3.02	Apr 14, 2020		Soil	S20-Ap19152	X
18	SP3.3.03	Apr 14, 2020		Soil	S20-Ap19153	X
19	SP4.1.01	Apr 14, 2020		Soil	S20-Ap19154	X
20	SP4.1.02	Apr 14, 2020		Soil	S20-Ap19155	X
21	SP4.1.03	Apr 14, 2020		Soil	S20-Ap19156	X
Test Counts						21

Internal Quality Control Review and Glossary

General

1. QC data may be available on request.
2. All soil results are reported on a dry basis, unless otherwise stated.
3. Samples were analysed on an 'as received' basis.
4. Information identified on this report with blue colour, indicates data provided by customer, that may have an impact on the results.
5. This report replaces any interim results previously issued.

Holding Times

Please refer to 'Sample Preservation and Container Guide' for holding times (QS3001).

For samples received on the last day of holding time, notification of testing requirements should have been received at least 6 hours prior to sample receipt deadlines as stated on the Sample Receipt Advice.

If the Laboratory did not receive the information in the required timeframe, and regardless of any other integrity issues, suitably qualified results may still be reported.

Holding times apply from the date of sampling, therefore compliance to these may be outside the laboratory's control.

Units

% w/w: weight for weight basis	grams per kilogram
Filter loading:	fibres/100 graticule areas
Reported Concentration:	fibres/mL
Flowrate:	L/min

Terms

Dry	Sample is dried by heating prior to analysis
LOR	Limit of Reporting
COC	Chain of Custody
SRA	Sample Receipt Advice
ISO	International Standards Organisation
AS	Australian Standards
WA DOH	Reference document for the NEPM. Government of Western Australia, Guidelines for the Assessment, Remediation and Management of Asbestos-Contaminated Sites in Western Australia (2009), including supporting document Recommended Procedures for Laboratory Analysis of Asbestos in Soil (2011)
NEPM	National Environment Protection (Assessment of Site Contamination) Measure, 2013 (as amended)
ACM	Asbestos Containing Materials. Asbestos contained within a non-asbestos matrix, typically presented in bonded and/or sound condition. For the purposes of the NEPM, ACM is generally restricted to those materials that do not pass a 7mm x 7mm sieve.
AF	Asbestos Fines. Asbestos containing materials, including friable, weathered and bonded materials, able to pass a 7mm x 7mm sieve. Considered under the NEPM as equivalent to "non-bonded / friable".
FA	Fibrous Asbestos. Asbestos containing materials in a friable and/or severely weathered condition. For the purposes of the NEPM, FA is generally restricted to those materials that do not pass a 7mm x 7mm sieve.
Friable	Asbestos-containing materials of any size that may be broken or crumbled by hand pressure. For the purposes of the NEPM, this includes both AF and FA. It is outside of the laboratory's remit to assess degree of friability.
Trace Analysis	Analytical procedure used to detect the presence of respirable fibres in the matrix.

Comments**Sample Integrity**

Custody Seals Intact (if used)	N/A
Attempt to Chill was evident	N/A
Sample correctly preserved	Yes
Appropriate sample containers have been used	Yes
Sample containers for volatile analysis received with minimal headspace	Yes
Samples received within HoldingTime	Yes
Some samples have been subcontracted	No

Qualifier Codes/Comments

Code	Description
N/A	Not applicable

Asbestos Counter/Identifier:

Laxman Dias Senior Analyst-Asbestos (NSW)

Authorised by:

Chamath JHM Annakkage Senior Analyst-Asbestos (NSW)



Glenn Jackson
General Manager

Final Report – this report replaces any previously issued Report

- Indicates Not Requested

* Indicates NATA accreditation does not cover the performance of this service

Measurement uncertainty of test data is available on request or please [click here](#).

Eurofins shall not be liable for loss, cost, damages or expenses incurred by the client, or any other person or company, resulting from the use of any information or interpretation given in this report. In no case shall Eurofins be liable for consequential damages including, but not limited to, lost profits, damages for failure to meet deadlines and lost production arising from this report. This document shall not be reproduced except in full and relates only to the items tested. Unless indicated otherwise, the tests were performed on the samples as received.

Australia

Melbourne
6 Monterey Road
Dandenong South VIC 3175
Phone : +61 3 8564 5000
NATA # 1261
Site # 1254 & 14271

Sydney
Unit F3, Building F
16 Mars Road
Lane Cove West NSW 2066
Phone : +61 2 9900 8400
NATA # 1261 Site # 18217

Brisbane
1/21 Smallwood Place
Murarrie QLD 4172
Phone : +61 7 3902 4600
NATA # 1261 Site # 20794

Perth
2/91 Leach Highway
Kewdale WA 6105
Phone : +61 8 9251 9600
NATA # 1261
Site # 23736

New Zealand

Auckland
35 O'Rorke Road
Penrose, Auckland 1061
Phone : +64 9 526 45 51
IANZ # 1327

Christchurch
43 Detroit Drive
Rolleston, Christchurch 7675
Phone : 0800 856 450
IANZ # 1290

Company Name: Greencap NSW P/L
Address: Level 2/11 Khartoum Road
North Ryde
NSW 2113

Project Name: FAIRVALE HS
Project ID: J167854

Order No.:
Report #: 713569
Phone: 02 9889 1800
Fax: 02 9889 1811

Received: Apr 14, 2020 5:00 PM
Due: Apr 15, 2020
Priority: 1 Day
Contact Name: Kris Knight

Eurofins Analytical Services Manager : Ursula Long

Sample Detail	Asbestos - WA guidelines
---------------	--------------------------

Melbourne Laboratory - NATA Site # 1254 & 14271						
Sydney Laboratory - NATA Site # 18217						X
Brisbane Laboratory - NATA Site # 20794						
Perth Laboratory - NATA Site # 23736						
External Laboratory						
No	Sample ID	Sample Date	Sampling Time	Matrix	LAB ID	
1	SP1.1.01	Apr 14, 2020		Soil	S20-Ap19136	X
2	SP1.1.02	Apr 14, 2020		Soil	S20-Ap19137	X
3	SP1.1.03	Apr 14, 2020		Soil	S20-Ap19138	X
4	SP2.1.01	Apr 14, 2020		Soil	S20-Ap19139	X
5	SP2.1.02	Apr 14, 2020		Soil	S20-Ap19140	X
6	SP2.1.03	Apr 14, 2020		Soil	S20-Ap19141	X
7	SP3.1.01	Apr 14, 2020		Soil	S20-Ap19142	X
8	SP3.1.02	Apr 14, 2020		Soil	S20-Ap19143	X
9	SP3.1.03	Apr 14, 2020		Soil	S20-Ap19144	X
10	SP4.2.01	Apr 14, 2020		Soil	S20-Ap19145	X

Australia

Melbourne
6 Monterey Road
Dandenong South VIC 3175
Phone : +61 3 8564 5000
NATA # 1261
Site # 1254 & 14271

Sydney
Unit F3, Building F
16 Mars Road
Lane Cove West NSW 2066
Phone : +61 2 9900 8400
NATA # 1261 Site # 18217

Brisbane
1/21 Smallwood Place
Murarrie QLD 4172
Phone : +61 7 3902 4600
NATA # 1261 Site # 20794

Perth
2/91 Leach Highway
Kewdale WA 6105
Phone : +61 8 9251 9600
NATA # 1261
Site # 23736

New Zealand

Auckland
35 O'Rorke Road
Penrose, Auckland 1061
Phone : +64 9 526 45 51
IANZ # 1327

Christchurch
43 Detroit Drive
Rolleston, Christchurch 7675
Phone : 0800 856 450
IANZ # 1290

Company Name: Greencap NSW P/L
Address: Level 2/11 Khartoum Road
North Ryde
NSW 2113

Project Name: FAIRVALE HS
Project ID: J167854

Order No.:
Report #: 713569
Phone: 02 9889 1800
Fax: 02 9889 1811

Received: Apr 14, 2020 5:00 PM
Due: Apr 15, 2020
Priority: 1 Day
Contact Name: Kris Knight

Eurofins Analytical Services Manager : Ursula Long

Sample Detail						Asbestos - WA guidelines
Melbourne Laboratory - NATA Site # 1254 & 14271						
Sydney Laboratory - NATA Site # 18217						X
Brisbane Laboratory - NATA Site # 20794						
Perth Laboratory - NATA Site # 23736						
11	SP4.2.02	Apr 14, 2020		Soil	S20-Ap19146	X
12	SP4.2.03	Apr 14, 2020		Soil	S20-Ap19147	X
13	SP4.2.04	Apr 14, 2020		Soil	S20-Ap19148	X
14	SP4.2.05	Apr 14, 2020		Soil	S20-Ap19149	X
15	SP4.2.06	Apr 14, 2020		Soil	S20-Ap19150	X
16	SP3.3.01	Apr 14, 2020		Soil	S20-Ap19151	X
17	SP3.3.02	Apr 14, 2020		Soil	S20-Ap19152	X
18	SP3.3.03	Apr 14, 2020		Soil	S20-Ap19153	X
19	SP4.1.01	Apr 14, 2020		Soil	S20-Ap19154	X
20	SP4.1.02	Apr 14, 2020		Soil	S20-Ap19155	X
21	SP4.1.03	Apr 14, 2020		Soil	S20-Ap19156	X
Test Counts						21

Sample Receipt Advice

Company name: **Greencap NSW P/L**
Contact name: Kris Knight
Project name: FAIRVALE HS
Project ID: J167854
COC number: Not provided
Turn around time: 1 Day
Date/Time received: Apr 14, 2020 5:00 PM
Eurofins reference: **713569**

Sample information

- A detailed list of analytes logged into our LIMS, is included in the attached summary table.
- All samples have been received as described on the above COC.
- COC has been completed correctly.
- N/A Attempt to chill was evident.
- Appropriately preserved sample containers have been used.
- All samples were received in good condition.
- Samples have been provided with adequate time to commence analysis in accordance with the relevant holding times.
- Appropriate sample containers have been used.
- Split sample sent to requested external lab.
- Some samples have been subcontracted.
- N/A Custody Seals intact (if used).

Notes

SP4.1.01, SP4.1.02 and SP4.1.03 received extra and placed on hold.

Contact notes

If you have any questions with respect to these samples please contact:

Ursula Long on Phone : or by e.mail: UrsulaLong@eurofins.com

Results will be delivered electronically via e.mail to Kris Knight - kris.knight@greencap.com.au.

Sydney Laboratory
Unit F1 Bld F, 16 Mars Rd, Lane Cove West NSW 2096
02 9900 9400 EnviroSampleNSW@eurofins.com

Brisbane Laboratory
Unit 1 21 Sandwood Pl, Murree QLD 4172
07 3900 4800 EnviroSampleQLD@eurofins.com

Perth Laboratory
Unit 2 9 Leach Highway, Kewdale WA 5105
08 9251 9500 EnviroSampleWA@eurofins.com

Melbourne Laboratory
2 Kingston Town Close, Oranpara VIC 3165
03 9524 5000 EnviroSampleVIC@eurofins.com

Company: Greenap
Address: Local 2/11 Karstoun Rd, North Ryde NSW
Contact Name: Kris Knight
Phone No: 0423 759 161

Project No: J167854
Project Name: Fairvale HTS
Project Manager (ES&E, EQHS, Custom): Kris Knight

Handled over by: Tom Foster
Sample(s): Tom Foster

Handed over by: Tom Foster
Signature: Tom Foster

Email for Invoice: Kris.Knight@greenap.com.au
Email for Results: Kris.Knight@greenap.com.au

Analyses: AF/FA - Asbestos Quantification
(Note: Where there is more than one sample type, 'Matrix' or 'Filtered', 'SOLUTE' code must be used to identify the sample type.)

Special Directions:

Purchase Order:

Quote ID No:

Containers:
 Overnight (9am)
 1 Day
 2 Day
 3 Day
 5 Day
 Other ()
* Surcharges apply

Turnaround Time (TAT) Requirements:
 Overnight (9am)
 1 Day
 2 Day
 3 Day
 5 Day
 Other ()
* Surcharges apply

Sample Comments / Dangerous Goods Hazard Warning:

No	Client Sample ID	Sampled Date/Time (dd/mm/yyyy hh:mm)	Matrix (Solid (S) Water (W))	AF/FA - Asbestos Quantification	Signature	Date	Time	Temperature	Report No
1	SP1.1.01	14/04/20	S	X					
2	SP1.1.02		S	X					
3	SP1.1.03		S	X					
4	SP2.1.01		S	X					
5	SP2.1.02		S	X					
6	SP2.1.03		S	X					
7	SP3.1.01		S	X					
8	SP3.1.02		S	X					
9	SP3.1.03		S	X					
10	SP4.2.01		S	X					

Method of Shipment: Courier (#) Hand Delivered Postal

Signature: [Signature]
Date: 14/04/20
Time: 5:00
Temperature: 71.3569

Received By: Green [Signature]
Signature: [Signature]
Date: 14/04/20
Time: 5:00
Temperature: 71.3569

CHAIN OF CUSTODY RECORD

481 91 003 885 531

Sydney Laboratory
Unit 17 Bldg 10, Mars Rd, Lane Cove NSW 1585
02 9900 9400 EnviroSample@sydney.com

Brisbane Laboratory
Unit 1 21 Sheldwood Pl, Murrumbidgee QLD 4172
07 3002 4600 EnviroSample@brisbane.com

Perth Laboratory
Unit 2 91 Leeson Highway, Kewdale WA 6105
08 9251 9900 EnviroSample@perth.com

Melbourne Laboratory
2 Kingston Town Close, Oakleigh VIC 3166
03 9594 5000 EnviroSample@melbourne.com

2/2

Company Greenap		Address Local 2/11 Kuratoun Rd North Ryde NSW		Project Name Fairvale HS		Project Manager Kris Knight		Sample(s) Tom Foster	
Contact Name Kris Knight		Phone No 0423 759 161		Project No 1167854		EDD Format (Estad, Equis, Custom)		Handed over by Tom Foster	
Special Directives		Purchase Order		Project Name		Project Manager		Email for Invoice Kris.Knight@greenap.com.au	
Purchase Order		Quote ID No		Project Name		Project Manager		Email for Results	
No		Client Sample ID		Sampled Date/Time (dd/mm/yy)		Matrix (Solid (S) Water (W))		Containers	
1		SP4.2.02		14/04/20		S		<input type="checkbox"/> Overnight (8am) <input checked="" type="checkbox"/> 1 Day <input type="checkbox"/> 2 Day <input type="checkbox"/> 3 Day <input type="checkbox"/> 5 Day <input type="checkbox"/> Other () <small>*Sundays apply</small>	
2		SP4.2.03				S		<input type="checkbox"/> Overnight (8am) <input checked="" type="checkbox"/> 1 Day <input type="checkbox"/> 2 Day <input type="checkbox"/> 3 Day <input type="checkbox"/> 5 Day <input type="checkbox"/> Other () <small>*Sundays apply</small>	
3		SP4.2.04				S		<input type="checkbox"/> Overnight (8am) <input checked="" type="checkbox"/> 1 Day <input type="checkbox"/> 2 Day <input type="checkbox"/> 3 Day <input type="checkbox"/> 5 Day <input type="checkbox"/> Other () <small>*Sundays apply</small>	
4		SP4.2.05				S		<input type="checkbox"/> Overnight (8am) <input checked="" type="checkbox"/> 1 Day <input type="checkbox"/> 2 Day <input type="checkbox"/> 3 Day <input type="checkbox"/> 5 Day <input type="checkbox"/> Other () <small>*Sundays apply</small>	
5		SP4.2.06				S		<input type="checkbox"/> Overnight (8am) <input checked="" type="checkbox"/> 1 Day <input type="checkbox"/> 2 Day <input type="checkbox"/> 3 Day <input type="checkbox"/> 5 Day <input type="checkbox"/> Other () <small>*Sundays apply</small>	
6		SP3.3.01				S		<input type="checkbox"/> Overnight (8am) <input checked="" type="checkbox"/> 1 Day <input type="checkbox"/> 2 Day <input type="checkbox"/> 3 Day <input type="checkbox"/> 5 Day <input type="checkbox"/> Other () <small>*Sundays apply</small>	
7		SP3.3.02				S		<input type="checkbox"/> Overnight (8am) <input checked="" type="checkbox"/> 1 Day <input type="checkbox"/> 2 Day <input type="checkbox"/> 3 Day <input type="checkbox"/> 5 Day <input type="checkbox"/> Other () <small>*Sundays apply</small>	
8		SP3.3.03				S		<input type="checkbox"/> Overnight (8am) <input checked="" type="checkbox"/> 1 Day <input type="checkbox"/> 2 Day <input type="checkbox"/> 3 Day <input type="checkbox"/> 5 Day <input type="checkbox"/> Other () <small>*Sundays apply</small>	
9									
10									
Method of Shipment		<input type="checkbox"/> Courier #		<input type="checkbox"/> Hand Delivered		<input type="checkbox"/> Postal		Signature	
Eurofins mgmt Laboratory Use Only		Received By Chris Turrell		Signature		Date 14/4/20		Time 5:00	
Eurofins Environment Testing Australia Pty Ltd trading as Eurofins mgmt		Received By		Signature		Date		Time	

Submittance of samples to the laboratory will be deemed as acceptance of Eurofins | mgmt Standard Terms and Conditions unless agreed otherwise. A copy of Eurofins | mgmt Standard Terms and Conditions is available on request.

1L Plastic
250mL Plastic
125mL Plastic
200mL Amber Glass
40mL VOA Vial
600mL PFAS Bottle
Jar (Glass or HDPE)

Turnaround Time (TAT)
Requirements: 25mL sample
 Overnight (8am)
 1 Day
 2 Day
 3 Day
 5 Day
 Other ()
*Sundays apply

Sample Comments / Dangerous Goods Hazard Warning

AF/FA - Asbestos Quantification

Signature

Date

Time

Signature

Date

Time

Signature

Date

Time

Signature

Date

Time

Signature

Date

Time

Signature

Date

Time

Signature

Date

Time

Signature

Date

Time

Signature

Date

Time

Signature

Date

Time

Signature

Date

Time

Signature

Date

Time

Signature

Date

Time

Signature

Date

Time

#AU04_Enviro_Sample_NSW

To: Kris Knight
Subject: RE: [EXT]:Attention: Eurofins Sample Receipt Advice - Report 713569 : Site FAIRVALE HS (J167854)

From: Kris Knight [<mailto:Kris.Knight@greencap.com.au>]
Sent: Wednesday, 15 April 2020 8:18 AM
To: #AU04_Enviro_Sample_NSW
Subject: RE: [EXT]:Attention: Eurofins Sample Receipt Advice - Report 713569 : Site FAIRVALE HS (J167854)

Hi,

Can the additional 3 samples ([SP4.1.01](#), [SP4.1.02](#) and [SP4.1.03](#)) please also be analysed for Asbestos fibres (AF/FA) at the same TAT.

Thanks.

Kris Knight

Team Manager - Contaminated Land Management | Greencap

Level 1 / 677 High Street Kew East, VIC 3102

D: 03 9896 8771 | **M:** 0423 759 161 | **E:** Kris.Knight@greencap.com.au | **in:** [LinkedIn](#)



Asbestos / Hazardous Materials | Occupational Hygiene | Property Risk | Health & Safety
Environmental Management | Contaminated Land | Emergency Management
Training | Online Solutions

Adelaide | Auckland | Brisbane | Canberra | Darwin | Melbourne | Perth | Sydney | Wollongong

[Click Here](#) to receive updates from Greencap on legislation changes, industry news, special offers, training & events [f](#) [t](#) [in](#)



GREENCAP
Risk Review
Industry News & Alerts

Issue #14 OUT NOW!
'Managing Workplace Risks from COVID-19'

[Click Here](#) to see how Greencap can help you manage your COVID-19 risks

READ NOW

Please consider the environment before printing this email. This email and any attachments are confidential, may contain proprietary information (some or all of which may be legally privileged) and are intended only for the addressee. If you are not the addressee, please delete this email and its attachments from your computer, destroy any copies and notify the user. Greencap Pty Ltd ("Greencap") does not waive confidentiality or legal privilege in respect of this email or attachments. Any unauthorised use, reproduction, disclosure, distribution or reliance on the information contained in this e-mail and its attachments is prohibited and any loss or damage incurred is not the sender's or Greencap's responsibility. Any views expressed in this communication are those of the individual sender. Greencap cannot guarantee that e-mail communications are secure or error free. Greencap accepts no liability for any damage caused by this email or its attachments due to viruses, interference, interception, corruption or unauthorised access. Greencap's entire liability is limited to resending this email. As set out in Greencap's proposals or email quotations, all services supplied by Greencap will be carried out in accordance with Greencap's Terms and Conditions at <https://www.greencap.com.au/terms-conditions> to the exclusion of terms and conditions contained or referred to in any other transaction document (including a Purchase Order) or email. All of Greencap's services are carried out for the specific purpose requested and agreed and such services will be carried out in accordance with Greencap's Statements of Limitation as set out at <https://www.greencap.com.au/statements-limitation>.

From: EnviroSampleNSW@eurofins.com <EnviroSampleNSW@eurofins.com>

Sent: Tuesday, 14 April 2020 10:11 PM

To: Kris Knight <Kris.Knight@greencap.com.au>

Subject: [EXT]:Attention: Eurofins Sample Receipt Advice - Report 713569 : Site FAIRVALE HS (J167854)

CAUTION: This email originated from outside of the organisation. Do not click links or open attachments unless you recognise the sender and know the content is safe.

Dear Valued Client,

SP4.1.01, SP4.1.02 and SP4.1.03 received extra and placed on hold.

Please find attached a Sample Receipt Advice (SRA), a Summary Sheet and a scanned copy of your Chain-of-Custody (COC). It is important that you check this documentation to ensure that the details are correct such as the Client Job Number, Turn Around Time, any comments in the Notes section and sample numbers as well as the requested analysis. If there are any irregularities then please contact your Eurofins | mgt Analytical Services Manager as soon as possible to make certain that they get changed.

Regards

Grace Tuckwell

Sample Receipt

Eurofins | Environment Testing

Unit F3, Parkview Building

16 Mars Road

LANE COVE WEST NSW 2066

AUSTRALIA

Phone: +61 29900 8421

Email: EnviroSampleNSW@eurofins.com

Website: environment.eurofins.com.au

[EnviroNote 1098 - Melbourne PFAS Accreditation](#)

[EnviroNote 1080 - Total Organofluorine Analysis & PFAS Investigations](#)

Click [here](#) to report this email as spam.

ScannedByWebsenseForEurofins

Report Date: Tuesday, 21/04/2020

Our ref: C106404:J167854 - 8456

Josip Perica
ICON SI (Aust) Pty Ltd
Level 2, 179 New South Head Road
EDGECLIFF NSW 2027

Dear Josip,

Re: Asbestos Identification Analysis - Fairvale High School (8456) - 1 Thorney Road, Fairfield West NSW 2165

This letter presents the results of asbestos fibre identification analysis performed on 7 samples collected by Tom Foster of Greencap on Thursday, 09 April 2020. The samples were collected from Fairvale High School (8456) - 1 Thorney Road, Fairfield West NSW 2165 .

All sample analysis was performed using polarised light microscopy, including dispersion staining in our Sydney Laboratory by the method of Australian Standard AS4964-2004 and supplementary work instruction in house method LAB04 Asbestos Identification by PLM. Any and all services carried out by Greencap for the Client are subject to the Terms and Conditions listed on the Greencap website at <https://www.greencap.com.au/terms-conditions> and are governed by our statements of limitation available at <https://www.greencap.com.au/statements-limitation> .

The analysis was completed on Wednesday, 15 April 2020.

The samples will be kept for three months and then disposed of, unless otherwise directed.

The results of the asbestos identification analysis are presented in the appended table. Accreditation covers testing activities only, sampling activity is outside the scope of ISO 17025 accreditation. Results relate only to the items tested and are for the sole use by the client.

Should you require further information please contact our project manager Kris Knight.

Yours sincerely,

Greencap



Amanda Chui : Approved Identifier



Amanda Chui : Approved Signatory



This document shall not be reproduced except in full.
Accredited for compliance with ISO/IEC 17025 - Testing.
Accreditation No. 5450, Site No. 3402 Sydney Laboratory.
The results of the tests, calibrations and/or measurements included in this document are traceable to Australian/National standards.



Report Date: Tuesday, 21/04/2020

Our ref: C106404:J167854 - 8456

Site Location:		Fairvale High School (8456) - 1 Thorney Road, Fairfield West NSW 2165	
Sample ID	Sample Location/Description/Weight or Size	Analysis Result	
1	J167854 - 8456 - 001 SP1.01 - Fragment Dirty beige/green-painted grey flat compressed fibre-cement sheet material ~ 47 x 38 x 5 mm (11.2g)	Chrysotile (white asbestos) Amosite (brown asbestos) Crocidolite (blue asbestos)	
2	J167854 - 8456 - 002 SP1.02 - Fragment Dirty unpainted grey curved compressed fibre-cement sheet material ~ 65 x 34 x 7 mm (23.6g)	Chrysotile (white asbestos)	
3	J167854 - 8456 - 003 SP1.04 - Fragment Dirty beige-painted grey flat compressed fibre-cement sheet material ~ 35 x 19 x 6 mm (7.2g)	Chrysotile (white asbestos) Amosite (brown asbestos) Crocidolite (blue asbestos)	
4	J167854 - 8456 - 004 SP2.01 - Fragment Dirty beige-painted grey flat compressed fibre-cement sheet material ~ 79 x 42 x 5 mm (15.5g)	Chrysotile (white asbestos) Amosite (brown asbestos) Crocidolite (blue asbestos)	
5	J167854 - 8456 - 005 SP2.03 - Fragment Dirty unpainted grey dimpled compressed fibre-cement sheet material ~ 48 x 26 x 5 mm (9.6g)	Chrysotile (white asbestos) Amosite (brown asbestos) Crocidolite (blue asbestos)	
6	J167854 - 8456 - 006 SP2.04 - Fragment Dirty beige-painted grey flat compressed fibre-cement sheet material ~ 33 x 10 x 5 mm (4.8g)	Chrysotile (white asbestos) Amosite (brown asbestos) Crocidolite (blue asbestos)	
7	J167854 - 8456 - 007 SP3.01 - Fragment Dirty green-painted grey dimpled compressed fibre-cement sheet material ~ 49 x 37 x 5 mm (10.7g)	Chrysotile (white asbestos) Amosite (brown asbestos) Crocidolite (blue asbestos)	

* Shaded row with bolded text indicates sample contains a positive Analysis Result for asbestos.

If Synthetic Mineral Fibre and Organic Fibre are not stated in Analysis Results, it implies not detected.

Report Date: Wednesday, 15/04/2020

Our ref: C106404:J167854 - 8456

Josip Perica
ICON SI (Aust) Pty Ltd
Level 2, 179 New South Head Road
EDGECLIFF NSW 2027

Dear Josip,

Re: Asbestos Identification Analysis - Fairvale High School (8456) - 1 Thorney Road, Fairfield West NSW 2165

This letter presents the results of asbestos fibre identification analysis performed on 19 soil samples collected by Tom Foster of Greencap on Thursday, 09 April 2020. The samples were collected from Fairvale High School (8456) - 1 Thorney Road, Fairfield West NSW 2165 .

All sample analysis was performed using polarised light microscopy, including dispersion staining in our Sydney Laboratory by the method of Australian Standard AS4964-2004 and supplementary work instruction in house method LAB04 Asbestos Identification by PLM. Any and all services carried out by Greencap for the Client are subject to the Terms and Conditions listed on the Greencap website at <https://www.greencap.com.au/terms-conditions> and are governed by our statements of limitation available at <https://www.greencap.com.au/statements-limitation> .

The analysis was completed on Wednesday, 15 April 2020.

The samples will be kept for three months and then disposed of, unless otherwise directed.

The results of the asbestos identification analysis are presented in the appended table. Accreditation covers testing activities only, sampling activity is outside the scope of ISO 17025 accreditation. Results relate only to the items tested and are for the sole use by the client.

Should you require further information please contact our project manager Kris Knight.

Yours sincerely,

Greencap



Amanda Chui : Approved Identifier



Amanda Chui : Approved Signatory



This document shall not be reproduced except in full.
Accredited for compliance with ISO/IEC 17025 - Testing.
Accreditation No. 5450, Site No. 3402 Sydney Laboratory.
The results of the tests, calibrations and/or measurements included in this document are traceable to Australian/National standards.



Report Date: Wednesday, 15/04/2020

Our ref: C106404:J167854 - 8456

Site Location:		Fairvale High School (8456) - 1 Thorney Road, Fairfield West NSW 2165	
Sample ID	Sample Location/Description/Weight or Size	Analysis Result	
1 J167854 - 8456 - 001	SP1.01 Brown non-homogenous fine-grained soil & rocks ~ 746.9g	No Asbestos Detected At or Above Reporting Limit Organic Fibres NOTE 1 & 2	
2 J167854 - 8456 - 002	SP1.02 Brown non-homogenous fine-grained soil & rocks ~ 881.5g	No Asbestos Detected At or Above Reporting Limit Organic Fibres NOTE 1 & 2	
3 J167854 - 8456 - 003	SP1.03 Brown non-homogenous fine-grained soil & rocks ~ 822.4g	No Asbestos Detected At or Above Reporting Limit Organic Fibres NOTE 1 & 2	
4 J167854 - 8456 - 004	SP1.04 Brown non-homogenous fine-grained soil & rocks ~ 744.9g	No Asbestos Detected At or Above Reporting Limit Organic Fibres NOTE 1 & 2	
5 J167854 - 8456 - 005	SP1.05 Brown non-homogenous fine-grained soil & rocks ~ 780.1g	No Asbestos Detected At or Above Reporting Limit Organic Fibres NOTE 1 & 2	
6 J167854 - 8456 - 006	SP1.06 Brown non-homogenous fine-grained soil & rocks ~ 751.2g	No Asbestos Detected At or Above Reporting Limit Organic Fibres NOTE 1 & 2	
7 J167854 - 8456 - 007	SP2.01 Brown non-homogenous fine-grained soil & rocks ~ 800.2g	No Asbestos Detected At or Above Reporting Limit Organic Fibres NOTE 1 & 2	
8 J167854 - 8456 - 008	SP2.02 Brown non-homogenous fine-grained soil & rocks ~ 904.4g	No Asbestos Detected At or Above Reporting Limit Organic Fibres NOTE 1 & 2	
9 J167854 - 8456 - 009	SP2.03 Brown non-homogenous fine-grained soil & rocks ~ 952g	No Asbestos Detected At or Above Reporting Limit Organic Fibres NOTE 1 & 2	
10 J167854 - 8456 - 010	SP2.04 Brown non-homogenous fine-grained soil & rocks ~ 941.7g	No Asbestos Detected At or Above Reporting Limit Organic Fibres NOTE 1 & 2	



Report Date: Wednesday, 15/04/2020

Our ref: C106404:J167854 - 8456

Site Location:		Fairvale High School (8456) - 1 Thorney Road, Fairfield West NSW 2165	
Sample ID	Sample Location/Description/Weight or Size	Analysis Result	
11	J167854 - 8456 - 011 SP2.05 Brown non-homogenous fine-grained soil & rocks ~ 761.4g	No Asbestos Detected At or Above Reporting Limit Organic Fibres NOTE 1 & 2	
12	J167854 - 8456 - 012 SP2.06 Brown non-homogenous fine-grained soil & rocks ~ 871.2g	No Asbestos Detected At or Above Reporting Limit Organic Fibres NOTE 1 & 2	
13	J167854 - 8456 - 013 SP3.01 Brown non-homogenous fine-grained soil & rocks ~ 798.4g	No Asbestos Detected At or Above Reporting Limit Organic Fibres NOTE 1 & 2	
14	J167854 - 8456 - 014 Sp3.02 Brown non-homogenous fine-grained soil & rocks ~ 892.3g	No Asbestos Detected At or Above Reporting Limit Organic Fibres NOTE 1 & 2	
15	J167854 - 8456 - 015 SP3.03 Brown non-homogenous fine-grained soil & rocks ~ 810.3g	No Asbestos Detected At or Above Reporting Limit Organic Fibres NOTE 1 & 2	
16	J167854 - 8456 - 016 SP3.04 Brown non-homogenous fine-grained soil & rocks ~ 753.2g	No Asbestos Detected At or Above Reporting Limit Organic Fibres NOTE 1 & 2	
17	J167854 - 8456 - 017 SP3.05 Brown non-homogenous fine-grained soil & rocks ~ 838.9g	No Asbestos Detected At or Above Reporting Limit Organic Fibres NOTE 1 & 2	
18	J167854 - 8456 - 018 SP3.06 Brown non-homogenous fine-grained soil & rocks ~ 848g	No Asbestos Detected At or Above Reporting Limit Organic Fibres NOTE 1 & 2	
19	J167854 - 8456 - 019 SP-M.1 Brown non-homogenous fine-grained soil & organic matter ~ 182.2g	No Asbestos Detected At or Above Reporting Limit Organic Fibres NOTE 1 & 2	

* Shaded row with bolded text indicates sample contains a positive Analysis Result for asbestos.

If Synthetic Mineral Fibre and Organic Fibre are not stated in Analysis Results, it implies not detected.

NOTE 1 The reporting limit for this analysis is 0.1g/kg (0.01%) by application of polarised light microscopy, dispersion staining and trace analysis techniques. The above result can be interpreted that the sample contains no detectable 'respirable' asbestos fibres (AS4964-2004 Clause 9.5).

NOTE 2 Soil analysis conducted in accordance with WA Guidelines for the assessment, remediation and management of asbestos-contaminated sites (May 2009), Recommended procedures for laboratory analysis of asbestos in soil (June 2011) and NEPM Schedule B1: Guideline on investigation levels for soil & groundwater, Schedule B2: Guideline on site characterisation.

greencap.com.au

Adelaide | Auckland | Brisbane | Canberra | Darwin | Melbourne | Newcastle | Perth | Sydney | Wollongong

Report Date: Wednesday, 15/04/2020

Our ref: C106404:J167854 - 8456

Josip Perica
ICON SI (Aust) Pty Ltd
Level 2, 179 New South Head Road
EDGECLIFF NSW 2027

Dear Josip,

Re: Asbestos Identification Analysis - Fairvale High School (8456) - 1 Thorney Road, Fairfield West NSW 2165

This letter presents the results of asbestos fibre identification analysis performed on 4 samples collected by Tom Foster of Greencap on Tuesday, 14 April 2020. The samples were collected from Fairvale High School (8456) - 1 Thorney Road, Fairfield West NSW 2165 .

All sample analysis was performed using polarised light microscopy, including dispersion staining in our Sydney Laboratory by the method of Australian Standard AS4964-2004 and supplementary work instruction in house method LAB04 Asbestos Identification by PLM. Any and all services carried out by Greencap for the Client are subject to the Terms and Conditions listed on the Greencap website at <https://www.greencap.com.au/terms-conditions> and are governed by our statements of limitation available at <https://www.greencap.com.au/statements-limitation> .

The analysis was completed on Wednesday, 15 April 2020.

The samples will be kept for three months and then disposed of, unless otherwise directed.

The results of the asbestos identification analysis are presented in the appended table. Accreditation covers testing activities only, sampling activity is outside the scope of ISO 17025 accreditation. Results relate only to the items tested and are for the sole use by the client.

Should you require further information please contact our project manager Kris Knight.

Yours sincerely,

Greencap



Amanda Chui : Approved Identifier



Amanda Chui : Approved Signatory



This document shall not be reproduced except in full.
Accredited for compliance with ISO/IEC 17025 - Testing.
Accreditation No. 5450, Site No. 3402 Sydney Laboratory.
The results of the tests, calibrations and/or measurements included in this document are traceable to Australian/National standards.



Report Date: Wednesday, 15/04/2020

Our ref: C106404:J167854 - 8456

Site Location:		Fairvale High School (8456) - 1 Thorney Road, Fairfield West NSW 2165	
	Sample ID	Sample Location/Description/Weight or Size	Analysis Result
1	J167854 - 8456 - 001	SP2.1.03 - Fragment Dirty cream-painted grey dimpled compressed fibre-cement sheet material ~ 49 x 40 x 6 mm (15g)	Chrysotile (white asbestos) Amosite (brown asbestos) Crocidolite (blue asbestos)
2	J167854 - 8456 - 002	SP3.3.01 - Fragment Dirty dark green-painted grey flat fibre-cement sheet material ~ 55 x 51 x 4 mm (12.1g)	No Asbestos Detected Synthetic Mineral Fibres
3	J167854 - 8456 - 003	SP4.2.05 - Fragment Dirty cream-painted grey dimpled fibre-cement sheet material ~ 39 x 29 x 6 mm (5.9g)	Chrysotile (white asbestos) Amosite (brown asbestos) Crocidolite (blue asbestos)
4	J167854 - 8456 - 004	SP4.2.06 - Fragment Dirty unpainted grey flat compressed fibre-cement sheet material ~ 81 x 66 x 5 mm (20.6g)	Chrysotile (white asbestos) Amosite (brown asbestos) Crocidolite (blue asbestos)

* Shaded row with bolded text indicates sample contains a positive Analysis Result for asbestos.
If Synthetic Mineral Fibre and Organic Fibre are not stated in Analysis Results, it implies not detected.