



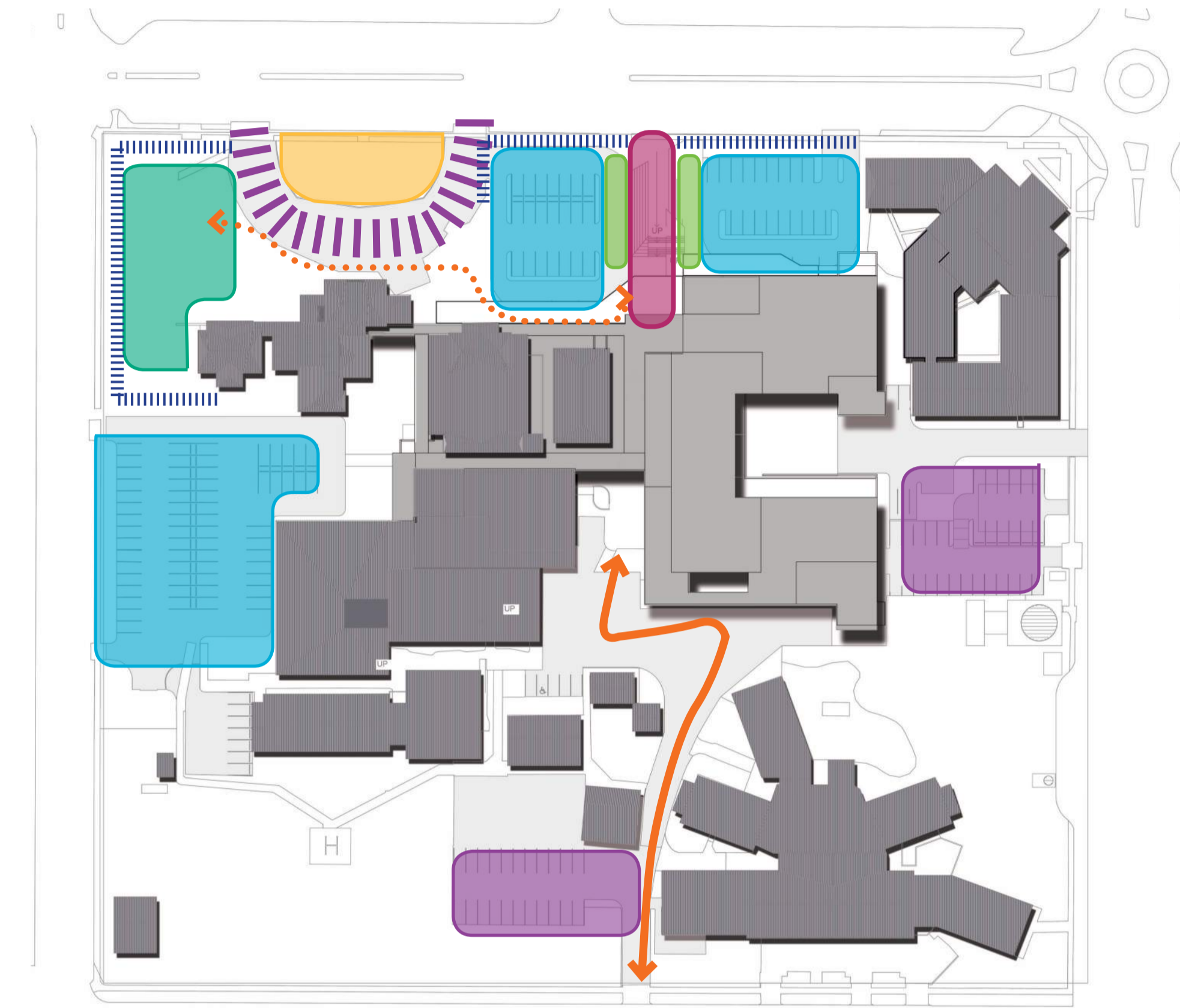
- LEGEND**
- 01/ Interpretive Entry structure
 - 02/ Terraced landscape elements
 - 03/ Oversized granite boulders
 - 04/ Decomposed granite area with trees on lower level
 - 05/ Seating amenity off pathway
 - 06/ Interpretive design to wall between level change
 - 07/ Screening to road
 - 08/ Seating areas for pickup/dropoff
 - 09/ Main Building Entry

KEYPLAN














0 30 60 90 120 150M

SCALE 1:1500 @ A1



LEGEND

-  Public Carpark areas
-  Main Entry
-  Strong pedestrian connections
-  Seating/amenity/terraced landscape
-  Healing gardens and amenity
-  Retain Heritage elements
-  Screening to road
-  Re-define driveway edges and amenity areas
-  Service Vehicles
-  Staff Carparks









LEGEND

- 01/ Interpretive Entry structure
- 02/ Terraced landscape elements
- 03/ Oversized granite boulders
- 04/ Terraced landscape to allow space for drainage elements
- 05/ Seating amenity off pathway
- 06/ Interpretive design to wall between level change
- 07/ Screening to road
- 08/ Main Building Entry
- 09/ Steps as access into carpark
- 10/ 1:20 ramp to upper ground level
- 11/ Decorative overhead structure. By Architects

KEYPLAN

0 2.5 5 7.5 10 12.5m
SCALE 1:125 @ A1





LEGEND

- 01/ Existing Heritage trees to be retained
- 02/ Existing driveway - realigned
- 03/ Open turf areas with feature trees
- 04/ Passive seating spaces with a variety of pavement and plant textures
- 05/ Meandering pathways for users to experience the restorative qualities of this healing garden space
- 06/ Native planting scheme enables open and enclosed spaces for reflection and/or gathering
- 07/ Buffer planting to roadway
- 08/ Interpretive gravel gardens
- 09/ Pedestrian Entry
- 10/ Possible Entry seating area with small buffer planting
- 11/ Existing Grevillea Robusta

KEYPLAN

0 2.5 5 7.5 10 12.5m
SCALE 1:125 @ A1






EXISTING VEGETATION

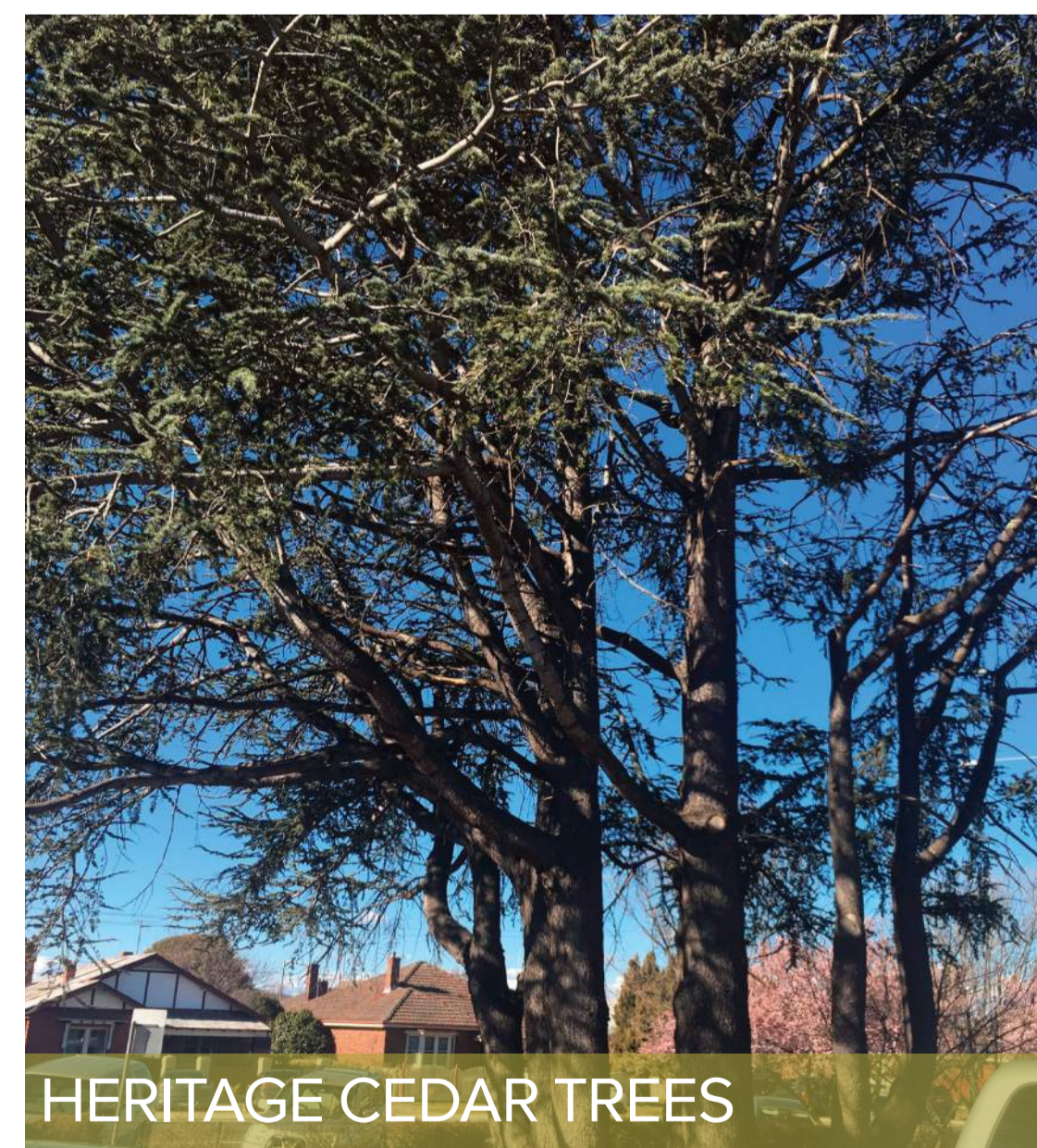
- Existing Trees to be retained where possible
- 2x Heritage listed trees: Cedar of Lebanon
- Trees to be removed
- Trees for possible transplant



STREETSCAPE TREES



PHEONIX PALM



HERITAGE CEDAR TREES



EXISTING GREVILLEA ROBUSTA



EXISTING DECIDUOUS TREES

The background of the image is a close-up photograph of tree bark, showing various shades of light beige, tan, and grey. The bark has a rough, textured appearance with several vertical fissures and irregular patches where the outer layer has peeled away, revealing a smoother, lighter-colored inner layer. The lighting is soft and even, highlighting the natural patterns and textures of the wood.

ARCADIA

LANDSCAPE ARCHITECTURE