Planning & Environment

Issued under the Environmental Planning and Assessment Act 1979

Approved Application No. SSD 8662

granted on the 12 April 2019

Signed

Sheet No. 1 of 7

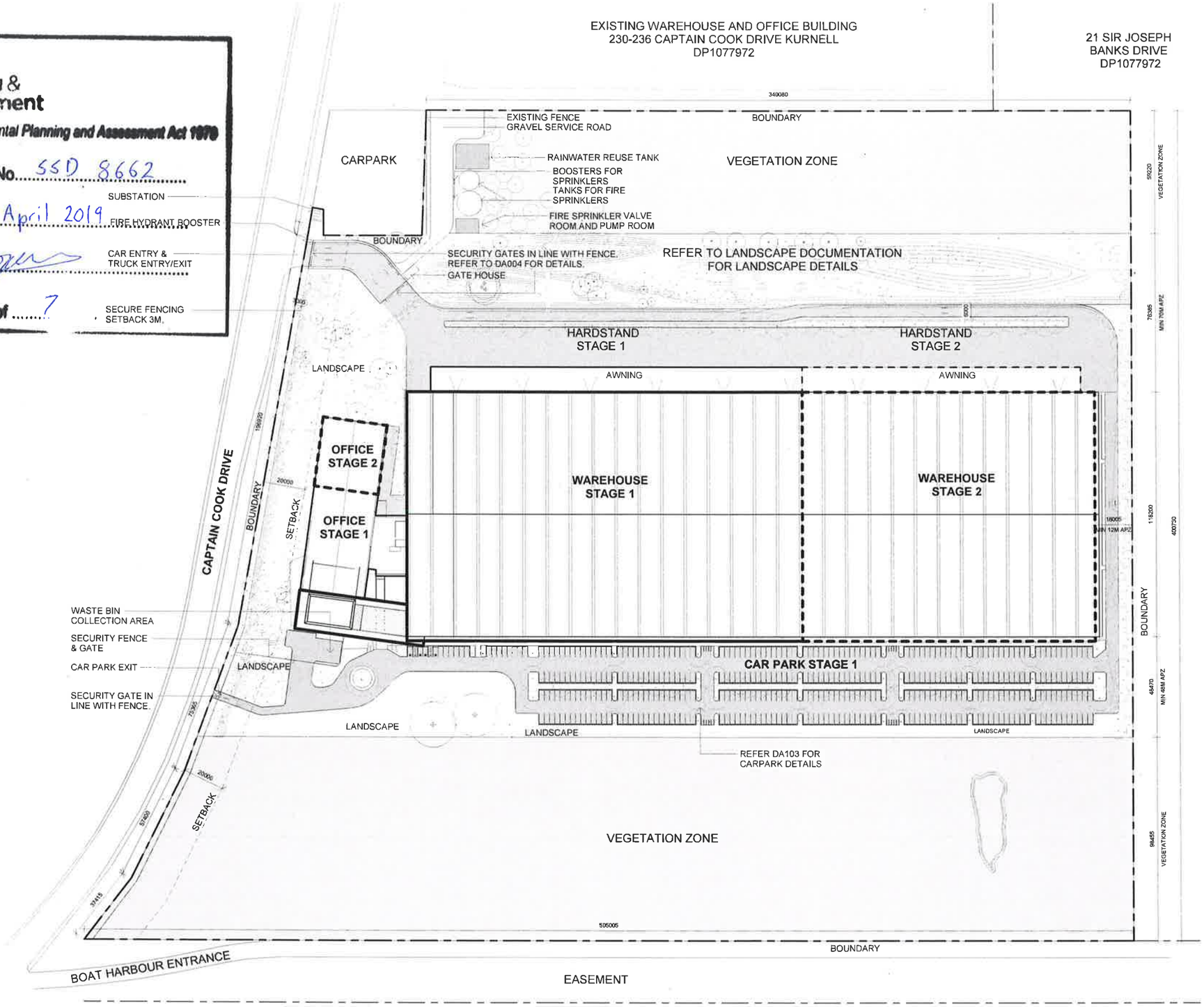

KEY

PROPOSED TREES
(DETAILED & DESIGNED BY LANDSCAPE ARCHITECT). REFER TO LANDSCAPE DOCUMENTATION FOR DETAILS

EXISTING TREES TO REMAIN
REFER TO LANDSCAPE AND ARBORIST DOCUMENTATION FOR DETAILS

1 SITE PLAN - STAGE 2

SCALE 1 : 1000

EXISTING BUILDINGS
260 SIR CAPTAIN COOK DRIVE
SP72545

DEVELOPMENT APPLICATION

WMK Architecture
L2 354 Kent Street
Sydney NSW 2000
Telephone 02 9299 0401
Facsimile 02 9299 0402
wmkarchitecture.com
ABN 95 082 656 929

0 1 2 3 4m
1:100

Issue	Description	Date
A	ISSUED FOR DEVELOPMENT APPROVAL	03.05.18

Client
DICKER DATA PTY LTD

Project
DICKER DATA
238-258 CAPTAIN COOK DRIVE,
KURNELL, NSW 2231

Title
SITE PLAN STAGE 2

Drawing No.	Issue
DA001B	A
Scale	**Drawing Size**
1 : 1000@A1	A1
Project No.	**Drawn By**
16202	AC
CAD Reference	
-BUILDME.rfl	

Dimensioned Drawings to take precedence over scaling. Contractor to verify all dimensions on site before construction. All inconsistencies to be reported to the Architect immediately. This drawing and its contents remain the copyright of WMK Architecture Pty Ltd ©

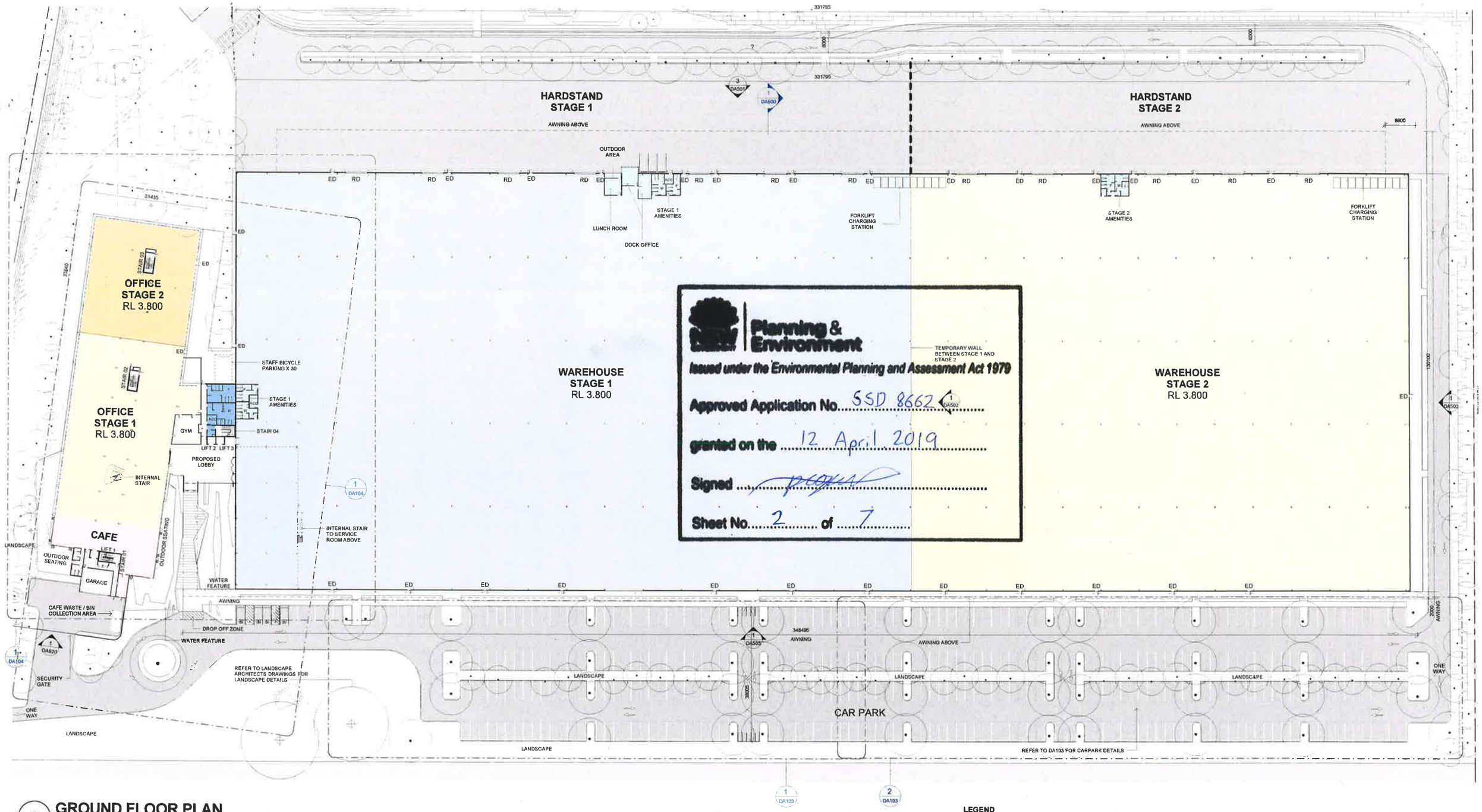

Planning & Environment

Issued under the Environmental Planning and Assessment Act 1979

Approved Application No. SSD 8662

granted on the 12 April 2019

Signed

Sheet No. 2 of 7

1 GROUND FLOOR PLAN

SCALE 1 : 500

LEGEND

- WAREHOUSE STAGE 1
- WAREHOUSE STAGE 2
- CAFE INCLUDING KITCHEN AND AMENITIES
- GARAGE, GYM, LOBBY
- OFFICE STAGE 1
- OFFICE STAGE 2
- CORE
- ROOFTOP SERVICES PLANTS
- WAREHOUSE OFFICE, LUNCH ROOM AND AMENITIES
- OFFICE WC AMENITIES INCLUDING END OF TRIP FACILITY AT GROUND LEVEL

DEVELOPMENT APPLICATION

WMK Architecture
L2 38-1 Kent Street
Sydney NSW 2000
Telephone 02 9298 0400
Facsimile 02 9290 0402
wmkarchitecture.com
ABN 25 080 966 929

0 5 10 15 20m
1:500

Issue	Description	Date
A	ISSUED FOR DEVELOPMENT APPROVAL	03.05.18

Client
DICKER DATA PTY LTD

DICKER DATA

Project
DICKER DATA
238-258 CAPTAIN COOK DRIVE,
KURNELL, NSW 2231

Title
GROUND FLOOR PLAN

Dimensioned Drawings to take precedence over scaling. Contractor to verify all dimensions on site before construction. All inconsistencies to be reported to the Architect immediately. This drawing and its contents remain the copyright of WMK Architecture Pty Ltd ©

Drawing No. DA100	Issue A
Scale 1 : 500@A1	Drawing Size A1
Project No. 16202	Drawn By AC
CAD Reference 16202A.rvt	



1 LEVEL 1 FLOOR PLAN

SCALE 1 : 500

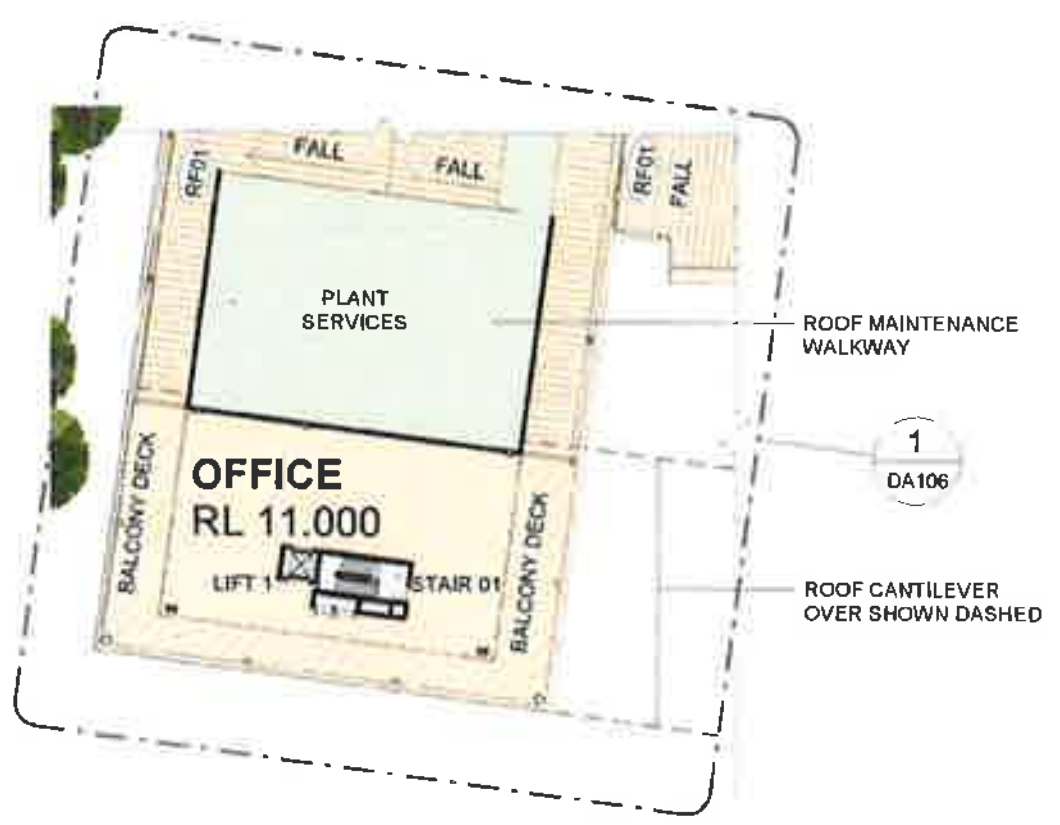

2 LEVEL 2 FLOOR PLAN

SCALE 1 : 500

NSW GOVERNMENT Planning & Environment

Issued under the Environmental Planning and Assessment Act 1979

Approved Application No. SSD 8662

granted on the 12 April 2019

Signed ....

Sheet No. 3 of 7

LEGEND

- WAREHOUSE STAGE 1
- WAREHOUSE STAGE 2
- CAFE INCLUDING KITCHEN AND AMENITIES
- GARAGE, GYM, LOBBY
- OFFICE STAGE 1
- OFFICE STAGE 2
- CORE
- ROOFTOP SERVICES PLANTS
- WAREHOUSE OFFICE, LUNCH ROOM AND AMENITIES
- OFFICE WC AMENITIES INCLUDING END OF TRIP FACILITY AT GROUND LEVEL

DEVELOPMENT APPLICATION

WMK Architecture

0 5 10 15 20m 1:500

Issue	Description	Date
A	ISSUED FOR DEVELOPMENT APPROVAL	03.05.18
B	Development Approval Response	24.08.18

Client: DICKER DATA PTY LTD

DICKER DATA

Project: DICKER DATA, 238-258 CAPTAIN COOK DRIVE, KURNELL, NSW 2231

Title: LEVEL 1 AND LEVEL 2 FLOOR PLANS

Drawing No.: DA101 — Issue: B

Scale: 1 : 500@A1 — Drawing Size: A1

Project No.: 16202 — Drawn By: AC

CAD Reference

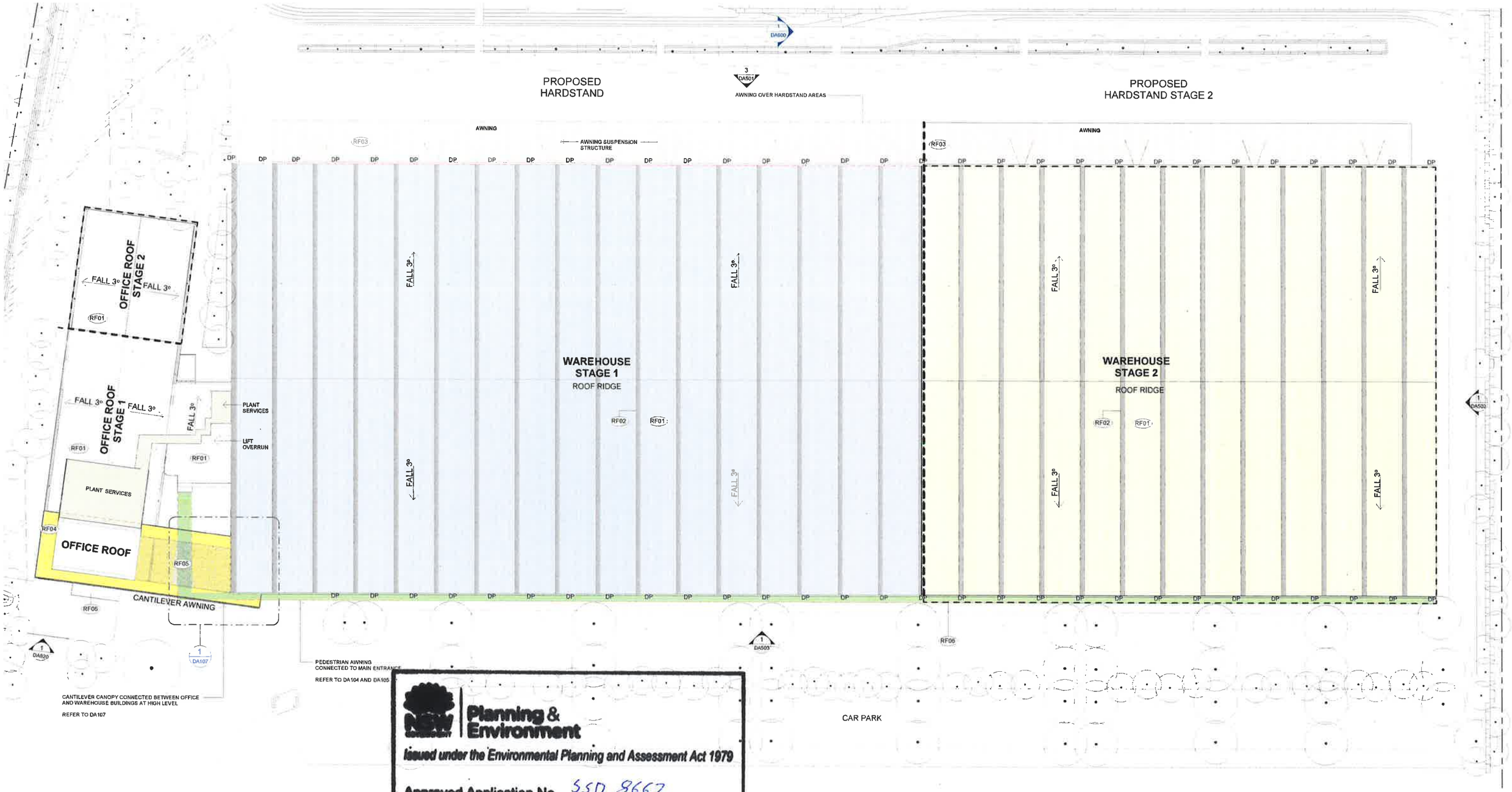

1 ROOF PLAN

SCALE 1 : 500

Planning & Environment

Issued under the Environmental Planning and Assessment Act 1979

Approved Application No. SSD 8662

granted on the 12 April 2019

Signed

Sheet No. 4 of 7

ROOF LEGEND

- WAREHOUSE STAGE 1
- WAREHOUSE STAGE 2
- CANTILEVERED CANOPY
- HARDSTAND AWNING
- ROOFTOP SERVICES PLANTS
- PEDESTRIAN AWNING

DEVELOPMENT APPLICATION

WMK Architecture
L2 264 Kent Street
Sydney NSW 2000
Telephone 02 9299 0401
Facsimile 02 9299 0402
wmkarchitecture.com
ABN 26 087 668 928

0 5 10 15 20m
1:500

Issue	Description	Date
A	ISSUED FOR DEVELOPMENT APPROVAL	03.05.18

Client
DICKER DATA PTY LTD

DICKER DATA

Project
DICKER DATA
238-258 CAPTAIN COOK DRIVE,
KURNELL, NSW 2231

Title
ROOF PLAN

Dimensioned Drawings to take precedence over scaling. Contractor to verify all dimensions on site before construction. All inconsistencies to be reported to the Architect immediately. This drawing and its contents remain the copyright of WMK Architecture Pty Ltd ©

Drawing No. DA102	Issue A
Scale 1 : 500@A1	Drawing Size A1
Project No. 16202	Drawn By AC
CAD Reference	

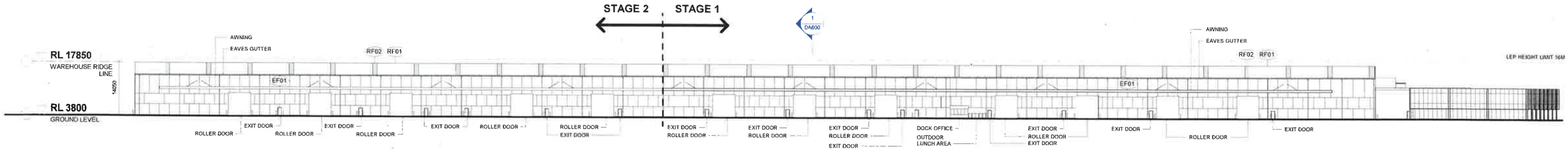

1 WAREHOUSE - OVERALL NORTH ELEVATION - STAGE 2

SCALE 1 : 500

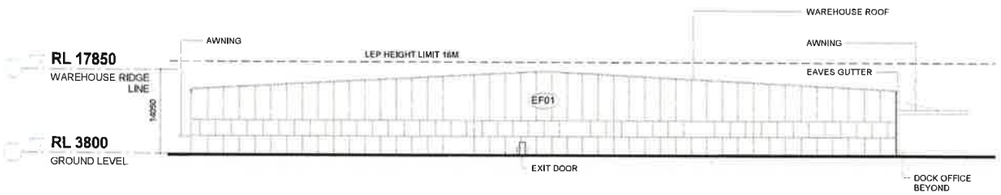

2 WAREHOUSE - OVERALL EAST ELEVATION - STAGE 1 & 2

SCALE 1 : 500

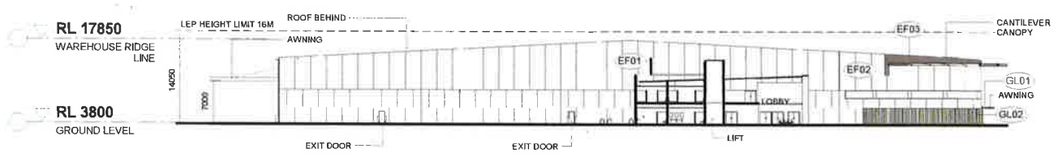

3 WAREHOUSE - OVERALL WEST ELEVATION - STAGE 1

SCALE 1 : 500

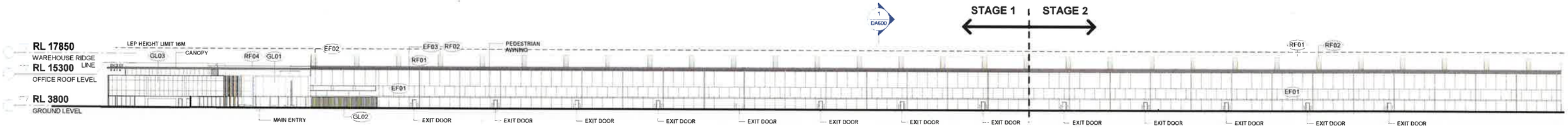

4 WAREHOUSE - OVERALL SOUTH ELEVATION - STAGE 2

SCALE 1 : 500

EXTERNAL FINISHES

CODE	PROPOSED PRODUCT	PROPOSED COLOUR
ROOF		
RF01	METAL ROOF SHEETING (TYPICALLY ENCLOSED SPACES)	
RF02	ALSYNITE OR SIMILAR APPROVED TRANSLUCENT ROOF SHEETING TO MINIMUM 10% OF WAREHOUSE ROOF AREA	TRANSLUCENT
RF03	METAL ROOF TYPE 3 (DOCK AWNING)	
RF04	METAL ROOF TYPE 4 (CANOPY)	
RF05	SUNSHADING ROOF WITH HORIZONATAL SOLAR BLADES	
RF06	METAL ROOF TYPE 5 (PEDESTRIAN AWNING)	

CODE	PROPOSED PRODUCT	PROPOSED COLOUR
WALLS		
EF01	OFF-FORM CONCRETE FINISH	
EF02	CONCRETE WITH PATTERN	
EF03	LIGHT WEIGHT METAL CLADDING BLACK COLOUR	
EF04	VERTICAL SCREEN TIMBER	

CODE	PROPOSED PRODUCT	PROPOSED COLOUR
DOORS AND WINDOWS		
GL01	GLASS PANEL	CLEAR GLASS
GL02	SERAPHIC GLASS PANELS WITH METAL VERTICAL BLADES	
GL03	INSULATED GLASS SPANDREL PANEL. FINISH TO MATCH GL01 AS CLOSE AS POSSIBLE	OPAQUE GLASS
	ROLLER DOORS (UNLESS NOTED OTHERWISE)	
	FIRE EGRESS EXIT DOORS (UNLESS NOTED OTHERWISE)	

Planning & Environment

Issued under the Environmental Planning and Assessment Act 1979

Approved Application No. SSD 8662

granted on the 12 April 2019

Signed

Sheet No. 5 of 7

DEVELOPMENT APPLICATION

WMK Architecture
L2 384 Kent Street
Sydney NSW 2000
Telephone 02 9299 0401
Facsimile 02 9299 0402
wmkarchitecture.com
ABN 95 082 955 929

Key Plan

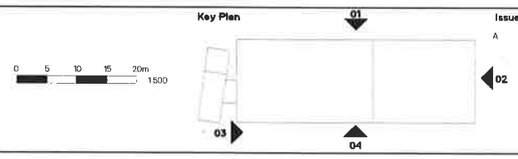

Issue	Description	Date
A	ISSUED FOR DEVELOPMENT APPROVAL	03.05.18

Client
DICKER DATA PTY LTD

Project
DICKER DATA
238-258 CAPTAIN COOK DRIVE,
KURNELL, NSW 2231

Title
WAREHOUSE - OVERALL ELEVATIONS

Dimensioned Drawings to take precedence over scaling. Contractor to verify all dimensions on site before construction. All inconsistencies to be reported to the Architect immediately. This drawing and its contents remain the copyright of WMK Architecture Pty Ltd ©

Drawing No. DA500	Issue A
Scale As indicated@A1	Drawing Size A1
Project No. 16202	Drawn By AC
CAD Reference	

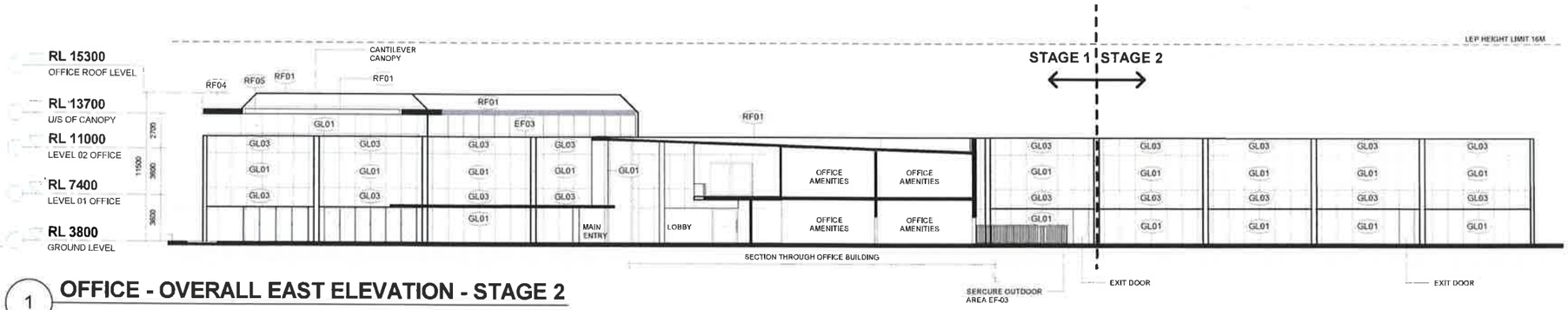

1 OFFICE - OVERALL EAST ELEVATION - STAGE 2

SCALE 1 : 200

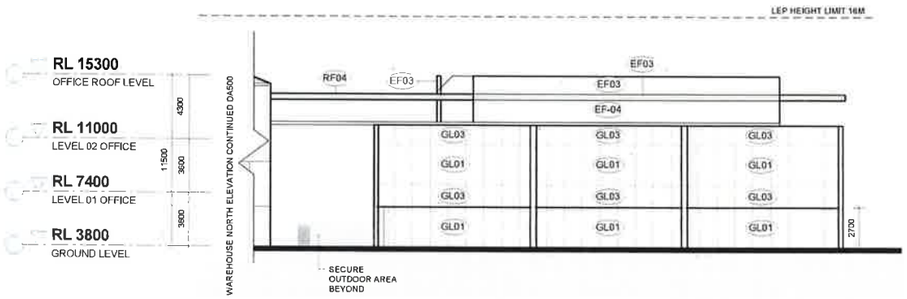

2 OFFICE - OVERALL NORTH ELEVATION - STAGE 1 & STAGE 2

SCALE 1 : 200

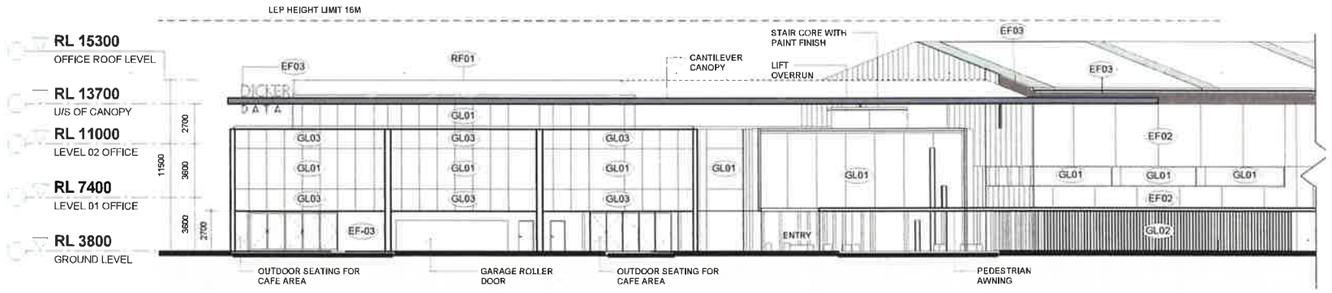

3 OFFICE - OVERALL SOUTH ELEVATION - STAGE 1

SCALE 1 : 200

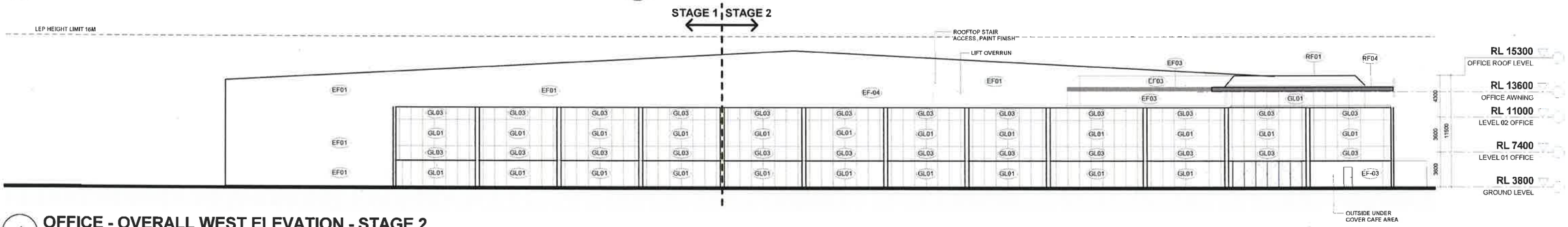

4 OFFICE - OVERALL WEST ELEVATION - STAGE 2

SCALE 1 : 200

EXTERNAL FINISHES

CODE	PROPOSED PRODUCT	PROPOSED COLOUR
ROOF		
RF01	METAL ROOF SHEETING (TYPICALLY ENCLOSED SPACES)	
RF02	ALSYNITE OR SIMILAR APPROVED TRANSLUCENT ROOF SHEETING TO MINIMUM 10% OF WAREHOUSE ROOF AREA	TRANSLUCENT
RF03	METAL ROOF TYPE 3 (DOCK AWNING)	
RF04	METAL ROOF TYPE 4 (CANOPY)	
RF05	SUNSHADING ROOF WITH HORIZONATAL SOLAR BLADES	
RF06	METAL ROOF TYPE 5 (PEDESTRIAN AWNING)	

CODE	PROPOSED PRODUCT	PROPOSED COLOUR
WALLS		
EF01	OFF-FORM CONCRETE FINISH	
EF02	CONCRETE WITH PATTERN	
EF03	LIGHT WEIGHT METAL CLADDING BLACK COLOUR	
EF04	VERTICAL SCREEN TIMBER	

CODE	PROPOSED PRODUCT	PROPOSED COLOUR
DOORS AND WINDOWS		
GL01	GLASS PANEL	CLEAR GLASS
GL02	SERAPHIC GLASS PANELS WITH METAL VERTICAL BLADES	
GL03	INSULATED GLASS SPANDREL PANEL. FINISH TO MATCH GL01 AS CLOSE AS POSSIBLE	OPAQUE GLASS
	ROLLER DOORS (UNLESS NOTED OTHERWISE)	
	FIRE EGRESS EXIT DOORS (UNLESS NOTED OTHERWISE)	

Planning & Environment

Issued under the Environmental Planning and Assessment Act 1979

Approved Application No. SSD 8662

granted on the 12 April 2019

Signed .....

Sheet No. 6 of 7

DEVELOPMENT APPLICATION

WMK Architecture
L2 261 Kent Street
Sydney NSW 2000
Telephone: 02 9299 0401
Facsimile: 02 9299 0402
admin@wmkarchitecture.com
ABN 26 082 958 926

Key Plan

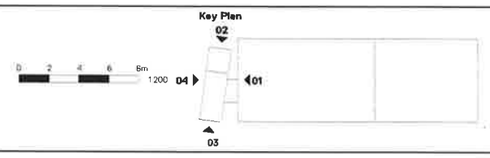

Issue	Description	Date
A	ISSUED FOR DEVELOPMENT APPROVAL	03.05.18

Client: DICKER DATA PTY LTD

Project: DICKER DATA, 238-258 CAPTAIN COOK DRIVE, KURNELL, NSW 2231

Title: OFFICE - OVERALL ELEVATIONS

Dimensioned Drawings to take precedence over scaling. Contractor to verify all dimensions on site before construction. All inconsistencies to be reported to the Architect immediately. This drawing and its contents remain the copyright of WMK Architecture Pty Ltd ©

Drawing No. DA504	Issue A
Scale 1 : 200@A1	Drawing Size A1
Project No. 16202	Drawn By AC
CAD Reference \DWGARE\IT	

Planning & Environment

Issued under the Environmental Planning and Assessment Act 1979

Approved Application No. SSD 8662

granted on the 12 April 2019

Signed

Sheet No. 7 of 7

PLAN OF PROPOSED SUBDIVISION OF LOT 1 D.P 225973 & LOT 2 IN D.P 1088703 CAPTAIN COOK DRIVE, KURNELL

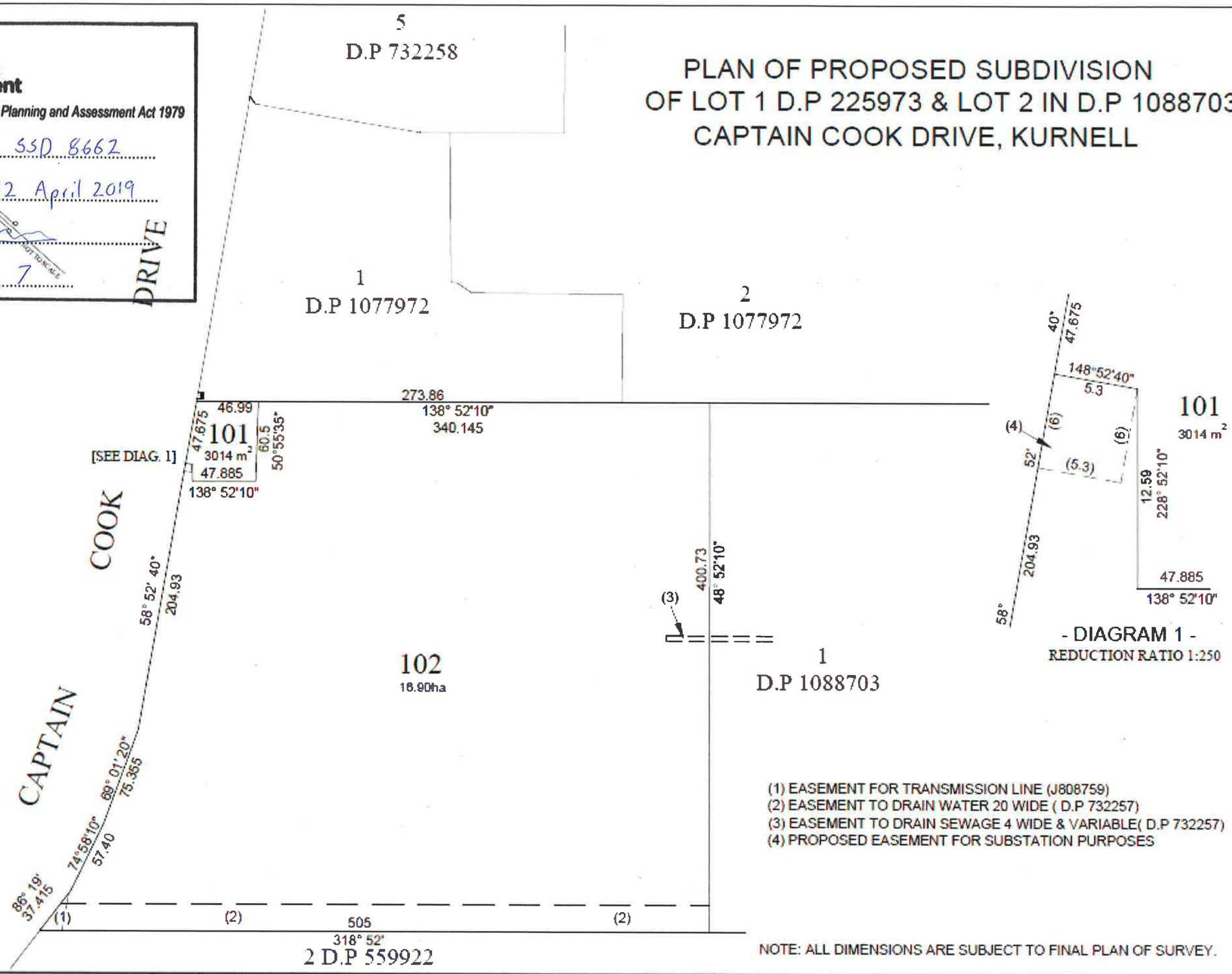

- DIAGRAM 1 -
REDUCTION RATIO 1:250

(1) EASEMENT FOR TRANSMISSION LINE (J808759)
(2) EASEMENT TO DRAIN WATER 20 WIDE (D.P 732257)
(3) EASEMENT TO DRAIN SEWAGE 4 WIDE & VARIABLE(D.P 732257)
(4) PROPOSED EASEMENT FOR SUBSTATION PURPOSES

NOTE: ALL DIMENSIONS ARE SUBJECT TO FINAL PLAN OF SURVEY.

Rev.	Reason for Issue or Amendment	Date	Drawn	Checked	Surveyed
1	Revised Proposal	13-12-2018	NB	DJ	
E	ORIGINAL ISSUE FOR INFORMATION	28-02-2018	NB	NB DJ	

MASTERS SURVEYING
116 Corrimal Street, Wollongong NSW 2500 P 02 4228 9911 mastersurveying.com.au
Wollongong
CADASTRAL CONSTRUCTION ENGINEERING

Project: CAPTAIN COOK DRIVE KURNELL	Masters Job No: W17145		Scale: 1:3000 at A3
Title: PROPOSED SUBDIVISION LOT 1 D.P 225973 & LOT 1 D.P 1088703	Level Datum: N/A	Origin: N/A	Co-ord Datum: N/A
Client: DICKER DATA	Masters Drawing No: W17145- PROP SUB	Revision: 1	Sheet: 1 OF 1