


# PROPOSED INDUSTRIAL WAREHOUSE DEVELOPMENT

LOT E - 200 ALDINGTON ROAD KEMPS CREEK NSW 2178



ARCHITECTURAL DESIGN REPORT - DEVELOPMENT APPLICATION

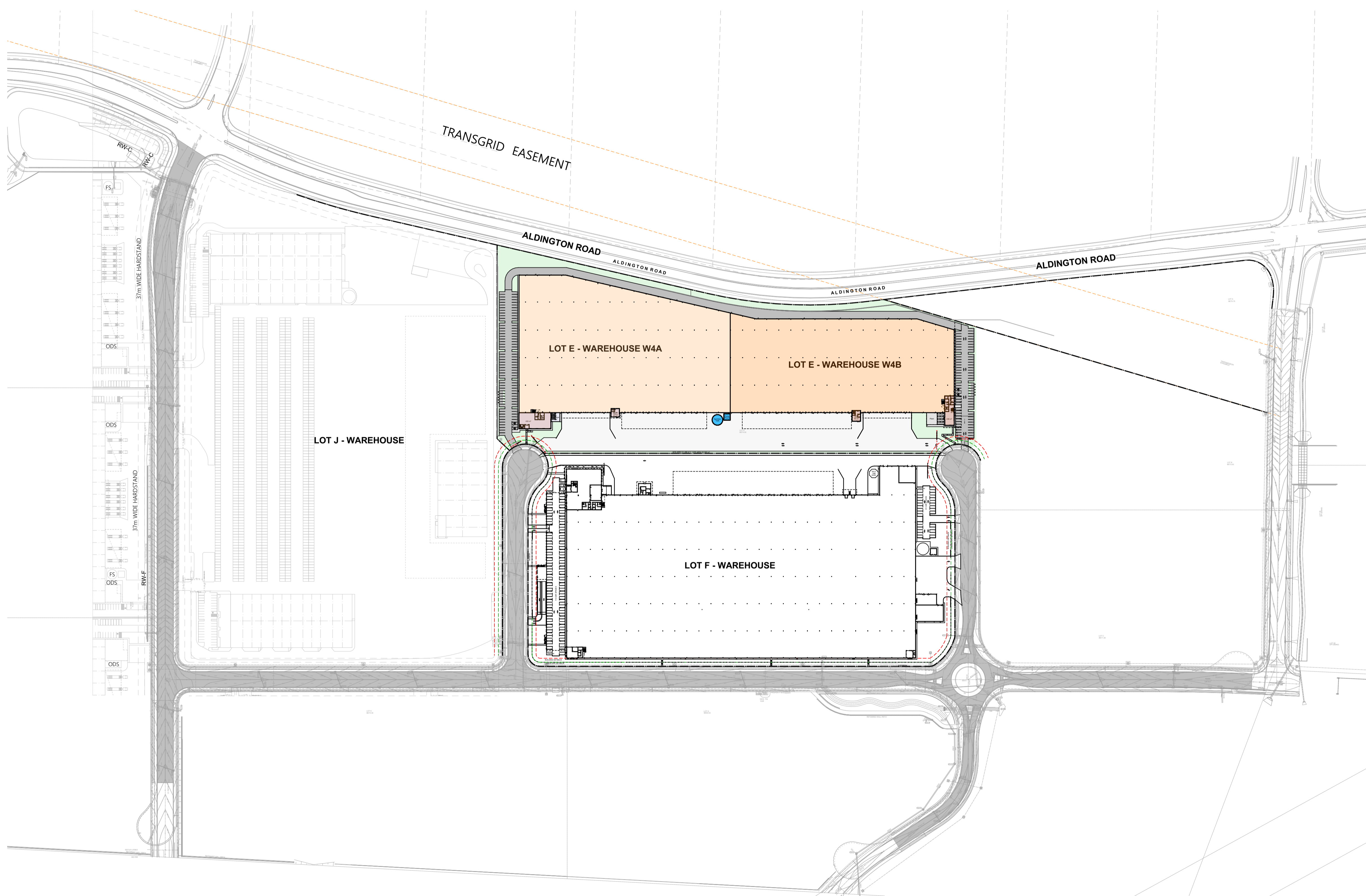
SEPTEMBER 2025



**FIFECAPITAL**

**DRAWING SCHEDULE**

- DA01 SITE PLAN - GROUND FLOOR (NO GRID)
- DA02 COVER PAGE
- DA03 LOCATION PLAN
- DA04 GENERAL NOTES
- DA05 SITE PLAN - GROUND FLOOR - OVERALL
- DA06 SITE ROOF PLAN - OVERALL
- DA07 SITE PLAN - W4A GROUND FLOOR
- DA08 FLOOR PLANS - OFFICE - W4A
- DA09 ROOF PLAN - W4A
- DA10 SITE PLAN - W4B GROUND FLOOR
- DA11 FLOOR PLANS - OFFICE - W4B
- DA12 ROOF PLAN - W4B
- DA13 ELEVATIONS
- DA14 ELEVATIONS
- DA15 SECTIONS - W4A
- DA16 SECTIONS - W4B
- DA17 ELEVATIONS - MAIN OFFICE W4A
- DA18 ELEVATIONS - MAIN OFFICE W4B
- DA19 ELEVATIONS - DOCK OFFICES
- DA20 PERSPECTIVES



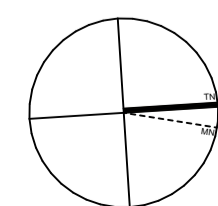
1  
-

LOCATION PLAN  
1:2000

1. DO NOT SCALE FROM DRAWINGS. USE WRITTEN DIMENSIONS ONLY.
  2. BUILDER TO CHECK & VERIFY ALL DIMENSIONS & LEVELS PRIOR TO COMMENCEMENT OF WORK.
  3. IT IS THE OWNERS RESPONSIBILITY TO ENSURE THAT THE ENGINEER HAS INVESTIGATED SUBSOIL CONDITIONS & DESIGNED ALL STRUCTURAL ELEMENTS TO SUIT.
  4. THE DESIGN & DETAILS CONTAINED ON THIS DRAWING IS SUPPLIED IN CONFIDENCE & IS NOT TO BE USED FOR ANY OTHER PURPOSE, EXCEPT THAT AUTHORISED BY DTA ARCHITECTS
- © COPYRIGHT - DTA ARCHITECTS

Revision	Amendment	Date	Dwn	Chk
P3	Preliminary Issue	29/05/2025		
P4	Preliminary Issue	8/08/2025		
P5	Preliminary Issue	17/09/2025		

Project North:



Client:

**FIFECAPITAL**

**DTA**  
ARCHITECTS

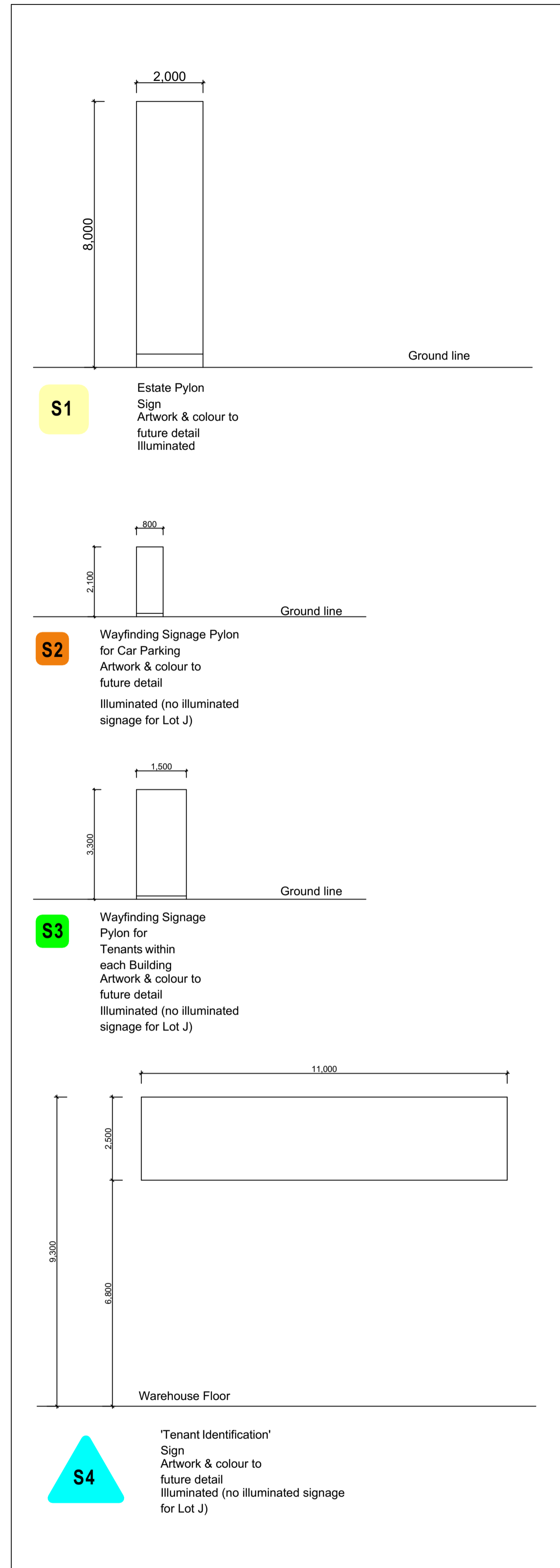
suite 1109, 31 lasso road gregory hills nsw 2557  
t: +612 9601 1011 | e: admin@dtanet.au | w: www.dtanet.au

Project: PROPOSED INDUSTRIAL WAREHOUSE DEVELOPMENT

Address: D.P 1285691  
LOT E - 200 ALDINGTON ROAD KEMPS CREEK NSW 2178

Dwg Name: LOCATION PLAN

CAD File: BIMModel; TeamWorkPC - BIMModel Basic for Archicad 272025 011.FIFELocKempsCreek.DA01		Scale:	Drawn:	Print Date:	Job No.	Drawing No.	Revision
Nominated Architect	Daniel Donai	1:2000	MS	17/09/2025	2025.011	DA02	P5
NSW ARB No. 9068	ARBV No. 19868						



1 SIGNAGE DETAILS 1:100

SITE AREA		
CATEGORY	SPACE	AREA (m <sup>2</sup> )
01	W4B SITE AREA	31,406
02	W4A SITE AREA	36,845

LANDSCAPE AREA		
CATEGORY	SPACE	AREA (m <sup>2</sup> )
02	LANDSCAPE	5,981

GROSS FLOOR AREA (external face of walls & centreline of adjoining walls)		
CATEGORY	SPACE	AREA
<b>03</b>		
	W4A LOADING ZONE	-1,595
	W4A WAREHOUSE	22,774
	W4B LOADING ZONE	-1,884
	W4B WAREHOUSE	18,198
		<b>37,493 m<sup>2</sup></b>
<b>04</b>		
	W4A MAIN OFFICE - FIRST FLOOR	450
	W4A MAIN OFFICE - GROUND FLOOR	450
	W4B MAIN OFFICE - FIRST FLOOR	473
	W4B MAIN OFFICE - GROUND FLOOR	248
		<b>1,621 m<sup>2</sup></b>
<b>06</b>		
	W4A DOCK OFFICE 1 - GROUND FLOOR	64
	W4B DOCK OFFICE 1 - GROUND FLOOR	81
		<b>145 m<sup>2</sup></b>
		<b>39,259 m<sup>2</sup></b>

GROSS FLOOR AREA ROOF		
CATEGORY	SPACE	AREA (m <sup>2</sup> )
<b>08</b>		
	W4A AWNING 1	1,196
	W4A AWNING 2	229
	W4A DOCK OFFICE ROOF	49
	W4A MAIN OFFICE ROOF	548
	W4A WAREHOUSE ROOF	22,859
	W4B AWNING 1	1,535
	W4B AWNING 2	229
	W4B DOCK OFFICE ROOF	89
	W4B MAIN OFFICE ROOF	580
	W4B PUMP ROOM	36
	W4B WAREHOUSE ROOF	18,267
		<b>45,617 m<sup>2</sup></b>

GROSS FLOOR AREA EXTERNAL WORKS		
CATEGORY	SPACE	AREA (m <sup>2</sup> )
<b>09</b>		
	W4A HARDSTAND	6,326
	W4B HARDSTAND	9,893
		<b>16,219 m<sup>2</sup></b>
<b>10</b>		
	W4A CARPARK GROUND FLOOR	1,945
	W4B CARPARK GROUND FLOOR	1,734
		<b>3,679 m<sup>2</sup></b>
<b>11</b>		
	W4B CONCRETE PATHS	357
		<b>357 m<sup>2</sup></b>
<b>12</b>		
	W4A CONCRETE PATHS	329
		<b>329 m<sup>2</sup></b>
		<b>20,584 m<sup>2</sup></b>

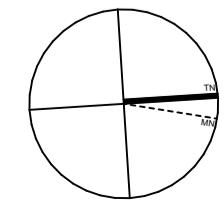
<b>CAR PARKING</b>		
WAREHOUSE 4A & 4B: EXCLUDING LOADING ZONE		
1 SPACE PER 300m <sup>2</sup> =	126	
MAIN OFFICE AND DOCK OFFICE 4A & 4B		
1 SPACE PER 40m <sup>2</sup>	45	
TOTAL REQUIRED	<b>170</b>	
SPACES PROVIDED	<b>172</b>	
<b>BICYCLE PARKING</b>		
WAREHOUSE:		
1 SPACE PER 1000m <sup>2</sup> OVER 2000m <sup>2</sup>	36	
OFFICE:		
1 SPACE PER 600m <sup>2</sup> OVER 1200m <sup>2</sup>	1	
TOTAL REQUIRED	<b>37</b>	
SPACES PROVIDED	<b>37</b>	

FENCE LEGEND	
F1	2100mm HIGH POWDERCOATED PICKET TYPE METAL FENCE WITH MATCHING VEHICLE & PEDESTRIAN GATES
F2	1800mm HEIGHT BLACK PVC COATED CHAINWIRE MESH FENCE WITH 3 ROWS OF BARBED WIRE (OVERALL HEIGHT 2100mm)

1. DO NOT SCALE FROM DRAWINGS. USE WRITTEN DIMENSIONS ONLY.  
 2. BUILDER TO CHECK & VERIFY ALL DIMENSIONS & LEVELS PRIOR TO COMMENCEMENT OF WORK.  
 3. IT IS THE OWNERS RESPONSIBILITY TO ENSURE THAT THE ENGINEER HAS INVESTIGATED SUBSOIL CONDITIONS & DESIGNED ALL STRUCTURAL ELEMENTS TO SUIT.  
 4. THE DESIGN & DETAILS CONTAINED ON THIS DRAWING IS SUPPLIED IN CONFIDENCE & IS NOT TO BE USED FOR ANY OTHER PURPOSE, EXCEPT THAT AUTHORISED BY DTA ARCHITECTS  
 © COPYRIGHT - DTA ARCHITECTS

Revision	Amendment	Date	Dwn	Chk
P3	Preliminary Issue	29/05/2025		
P4	Preliminary Issue	8/08/2025		
P5	Preliminary Issue	17/09/2025		

Project North:

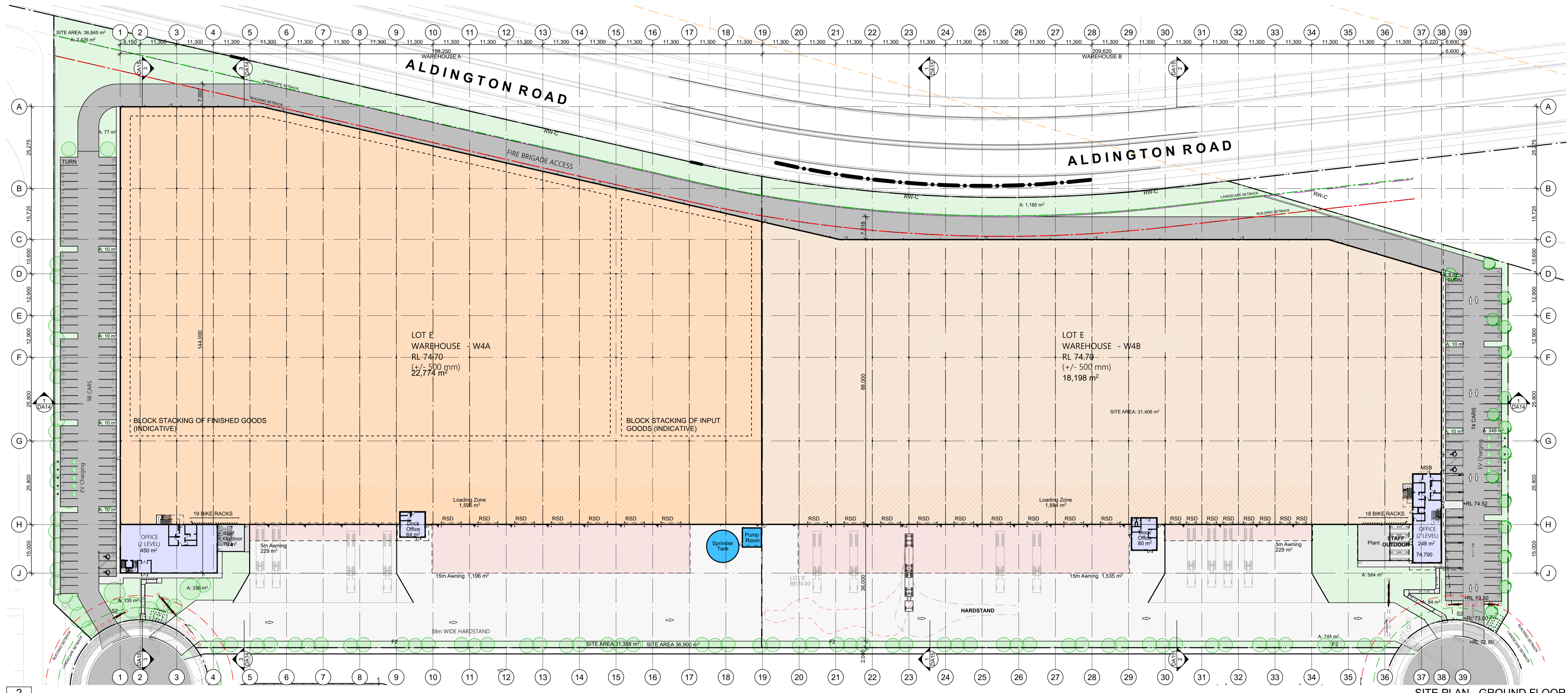


Client:

**FIFECAPITAL**

**DTA ARCHITECTS**  
 suite 1109, 31 1asso road gregory hills nsw 2557  
 t: +612 9601 1011 | e: admin@dtanet.au | w: www.dtanet.au

Project:	PROPOSED INDUSTRIAL WAREHOUSE DEVELOPMENT						
Address:	D.P 1285691 LOT E - 200 ALDINGTON ROAD KEMPS CREEK NSW 2178						
Dwg Name:	GENERAL NOTES						
CAD File: BIM/Model: Team/WorkPC: BIM/Model Basic for Arch/Arch 272025 011.FIFECapital_KempsCreek.DWG	Nominated Architect: Daniel Donai	Scale: As shown @ A1	Drawn: MS	Print Date: 17/09/2025	Job No: 2025.011	Drawing No: DA03	Revision: P5

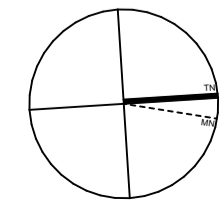


**SITE PLAN - GROUND FLOOR**  
1:600

- DO NOT SCALE FROM DRAWINGS. USE WRITTEN DIMENSIONS ONLY.
- BUILDER TO CHECK & VERIFY ALL DIMENSIONS & LEVELS PRIOR TO COMMENCEMENT OF WORK.
- IT IS THE OWNERS RESPONSIBILITY TO ENSURE THAT THE ENGINEER HAS INVESTIGATED SUBSOIL CONDITIONS & DESIGNED ALL STRUCTURAL ELEMENTS TO SUIT.
- THE DESIGN & DETAILS CONTAINED ON THIS DRAWING IS SUPPLIED IN CONFIDENCE & IS NOT TO BE USED FOR ANY OTHER PURPOSE, EXCEPT THAT AUTHORISED BY DTA ARCHITECTS

Revision	Amendment	Date	Dwn	Chk
P3	Preliminary Issue	29/05/2025		
P4	Preliminary Issue	11/07/2025		
P6	Preliminary Issue	6/08/2025		
P6	Preliminary Issue	17/09/2025		
P7	Preliminary Issue	27/02/2026		

Project North:



Client:

**FIFECAPITAL**

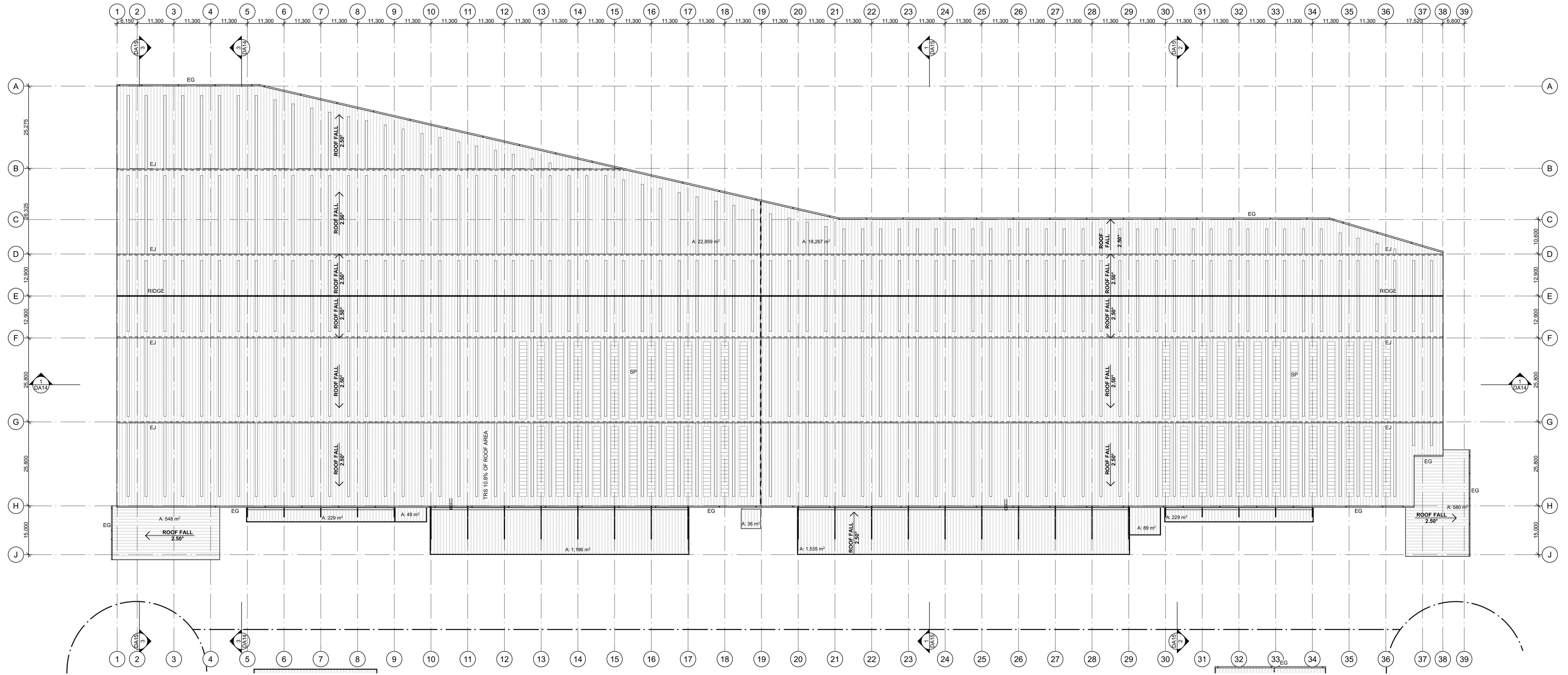


suite 1109, 31 1asso road gregory hills nsw 2557  
t: +612 9601 1011 | e: admin@dtanet.au | w: www.dtanet.au

Project: **PROPOSED INDUSTRIAL WAREHOUSE DEVELOPMENT**  
Address: D.P 1285691  
LOT E - 200 ALDINGTON ROAD KEMPS CREEK NSW 2178  
Dwg Name: **SITE PLAN - GROUND FLOOR - OVERALL**

CAD File: BIMModel; Team\WorkPC; BIMModel; Basic for Archival; 27/02/2025; 011; FIFE; LotE; KempCreek; DA01	Scale: 1:600	Drawn: MS	Print Date: 17/09/2025	Job No: 2025.011	Drawing No: DA04	Revision: P7
---	--------------	-----------	------------------------	------------------	------------------	--------------

LEGEND	
AL	ACCESS LADDER
BG	BOX GUTTER
EG	EAVES GUTTER
EJ	EXPANSION JOINT
MRS	METAL ROOF SHEETING
SP	SOLAR PANELS (INDICATIVE)
TRS	TRANSLUCENT ROOF SHEETING

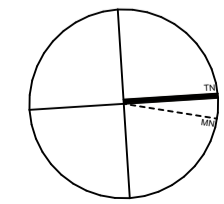


1 - ROOF PLAN 1:600

- DO NOT SCALE FROM DRAWINGS. USE WRITTEN DIMENSIONS ONLY.
  - BUILDER TO CHECK & VERIFY ALL DIMENSIONS & LEVELS PRIOR TO COMMENCEMENT OF WORK.
  - IT IS THE OWNERS RESPONSIBILITY TO ENSURE THAT THE ENGINEER HAS INVESTIGATED SUBSOIL CONDITIONS & DESIGNED ALL STRUCTURAL ELEMENTS TO SUIT.
  - THE DESIGN & DETAILS CONTAINED ON THIS DRAWING IS SUPPLIED IN CONFIDENCE & IS NOT TO BE USED FOR ANY OTHER PURPOSE, EXCEPT THAT AUTHORISED BY DTA ARCHITECTS
- © COPYRIGHT - DTA ARCHITECTS

Revision	Amendment	Date	Dwn	Chk
P3	Preliminary Issue	29/05/2025		
P4	Preliminary Issue	8/08/2025		
P5	Preliminary Issue	17/09/2025		

Project North:



Client:

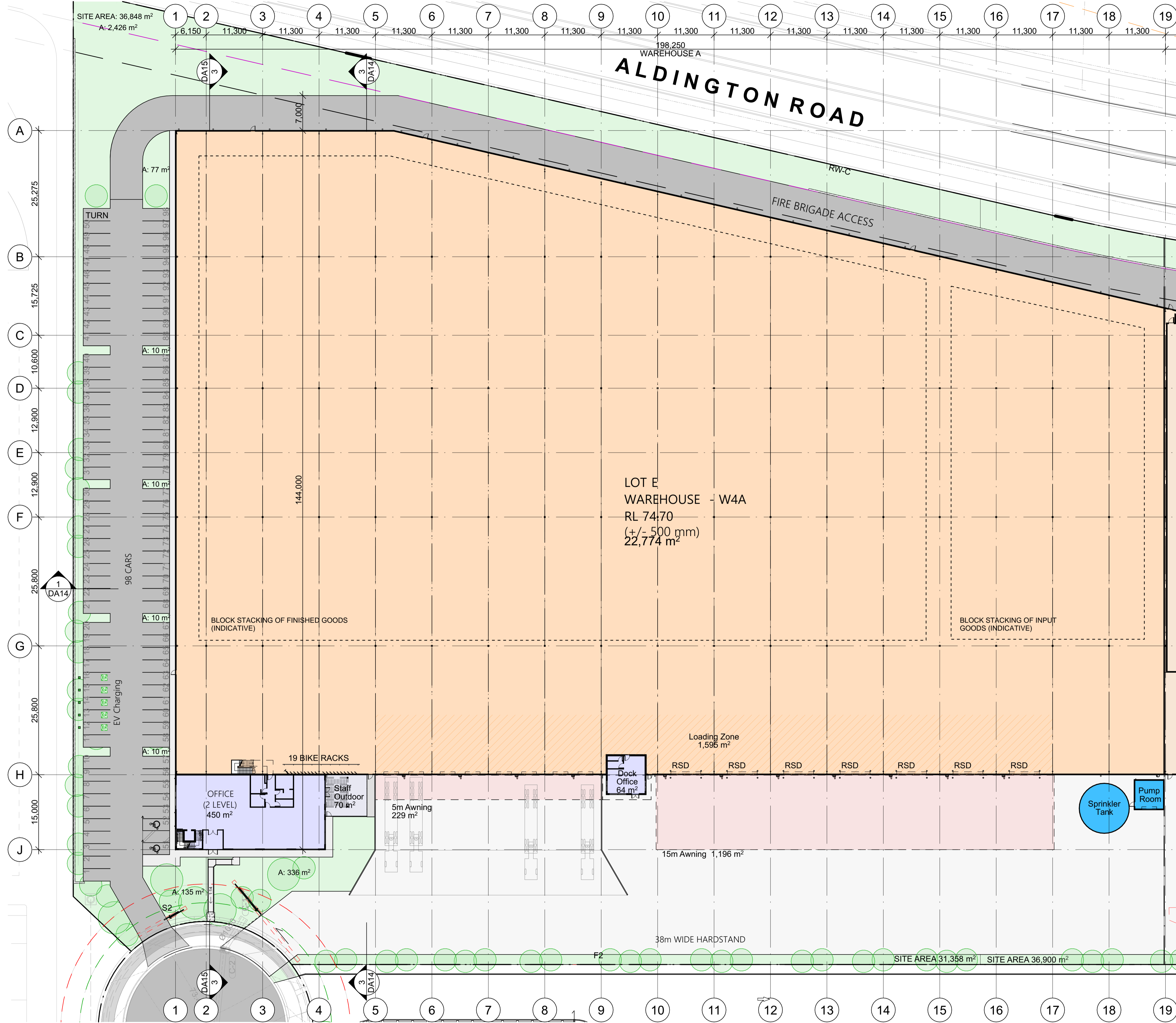
**FIFECAPITAL**



suite 1109, 31 lasso road gregory hills nsw 2557  
t: +612 9601 1011 | e: admin@dtanet.au | w: www.dtanet.au

Project: **PROPOSED INDUSTRIAL WAREHOUSE DEVELOPMENT**  
Address: D.P 1285691  
LOT E - 200 ALDINGTON ROAD KEMPS CREEK NSW 2178  
Dwg Name: **SITE ROOF PLAN - OVERALL**

CAD File: BIMcloud; TeamWorkPC; BIMcloud Basic for Archicad 27/2025 011.FIRE.Lvl6.KempsCreek.DA01	Scale: 1:600	Drawn: MS	Print Date: 17/09/2025	Job No. 2025.011	Drawing No. DA05	Revision P5
---	--------------	-----------	------------------------	------------------	------------------	-------------

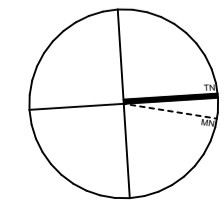


SITE PLAN - GROUND FLOOR  
1:400

- DO NOT SCALE FROM DRAWINGS. USE WRITTEN DIMENSIONS ONLY.
  - BUILDER TO CHECK & VERIFY ALL DIMENSIONS & LEVELS PRIOR TO COMMENCEMENT OF WORK.
  - IT IS THE OWNERS RESPONSIBILITY TO ENSURE THAT THE ENGINEER HAS INVESTIGATED SUBSOIL CONDITIONS & DESIGNED ALL STRUCTURAL ELEMENTS TO SUIT.
  - THE DESIGN & DETAILS CONTAINED ON THIS DRAWING IS SUPPLIED IN CONFIDENCE & IS NOT TO BE USED FOR ANY OTHER PURPOSE, EXCEPT THAT AUTHORISED BY DTA ARCHITECTS
- © COPYRIGHT - DTA ARCHITECTS

Revision	Amendment	Date	Dwn	Chk
P3	Preliminary Issue	29/05/2025		
P4	Preliminary Issue	11/07/2025		
P5	Preliminary Issue	6/08/2025		
P6	Preliminary Issue	17/09/2025		

Project North:



Client:

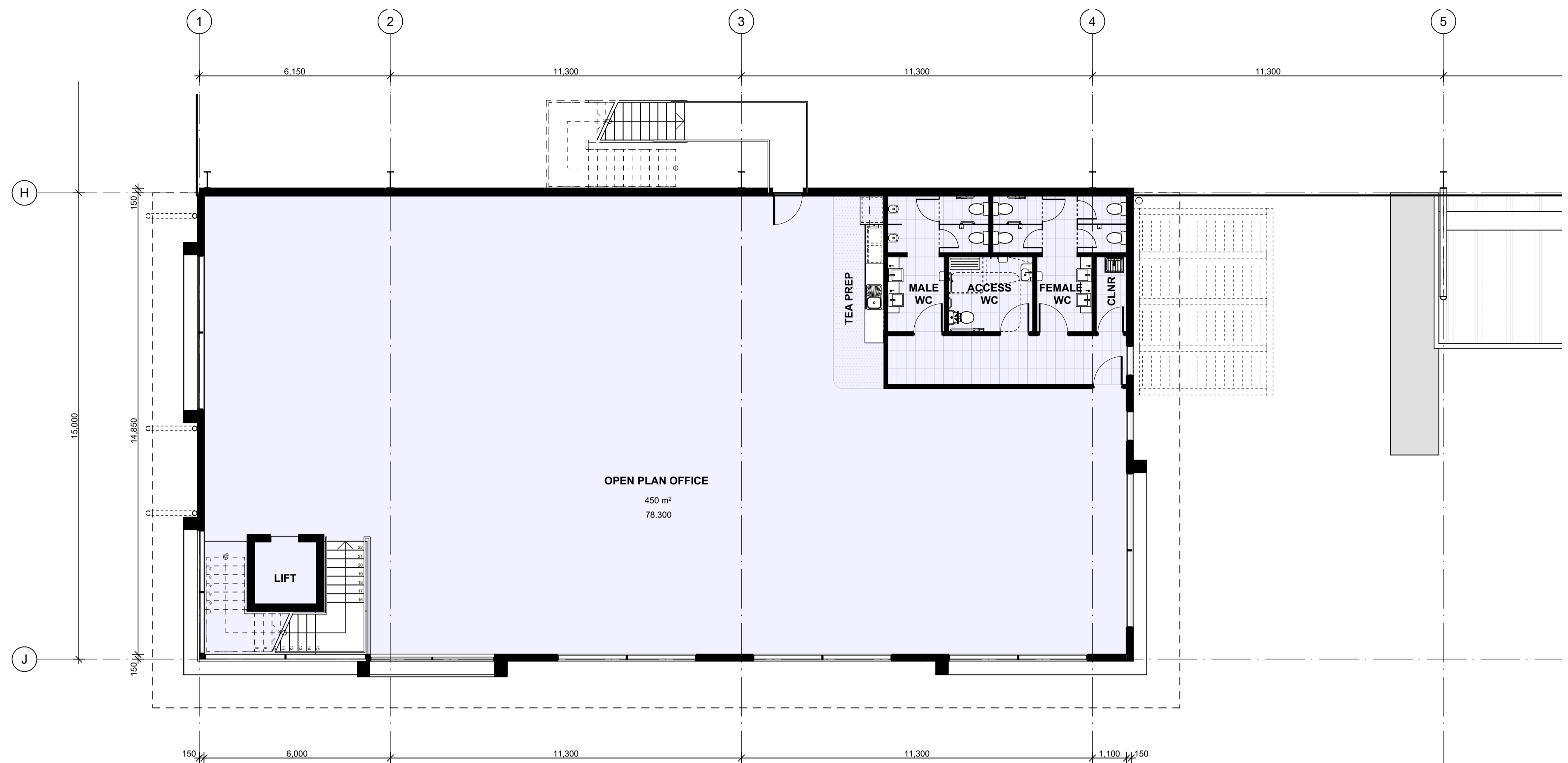
**FIFECAPITAL**



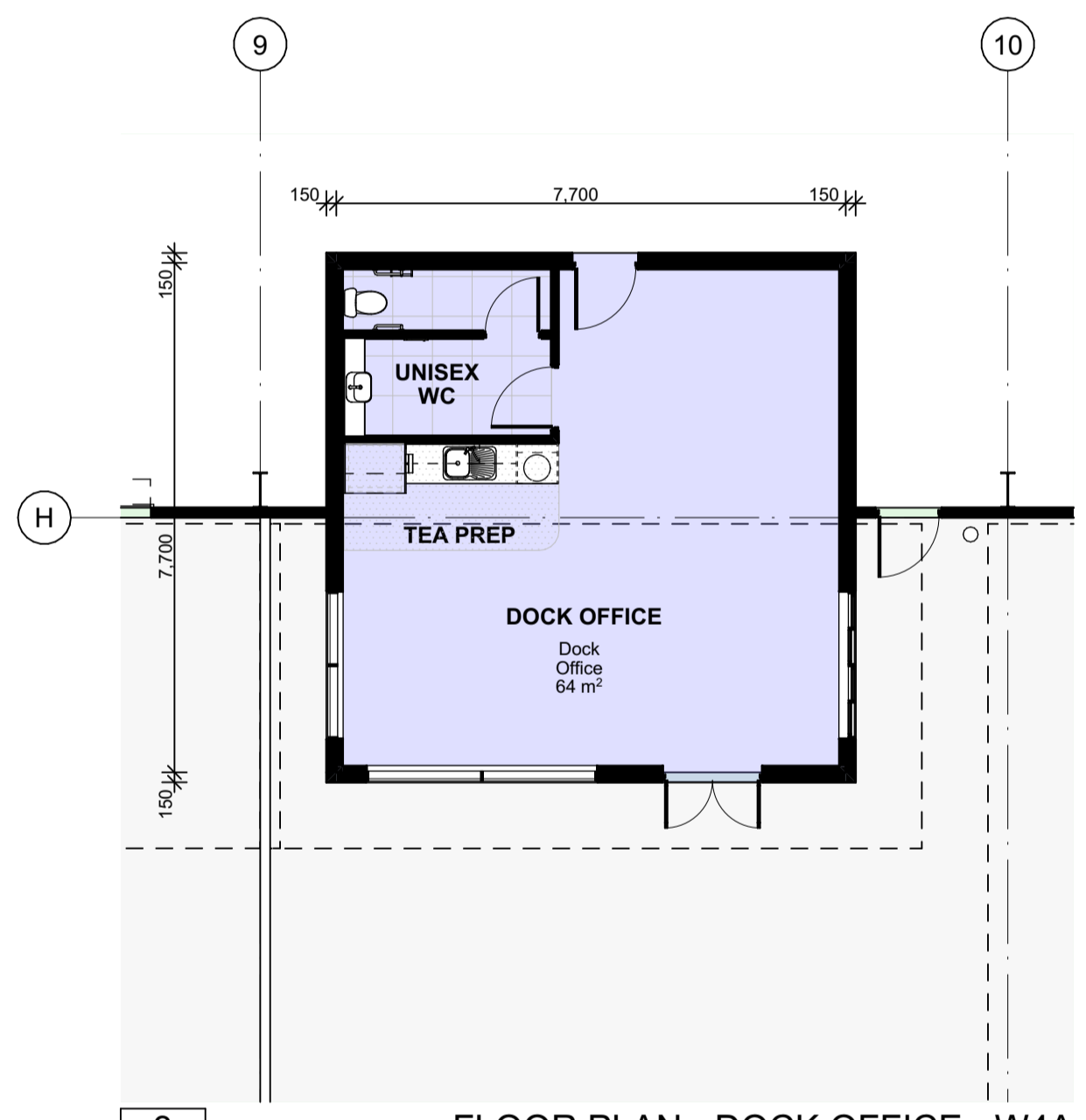
suite 1109, 31 lasso road gregory hills nsw 2557  
t: +612 9601 1011 | e: admin@dtanet.au | w: www.dtanet.au

Project: PROPOSED INDUSTRIAL WAREHOUSE DEVELOPMENT  
Address: D.P 1285691  
LOT E - 200 ALDINGTON ROAD KEMPS CREEK NSW 2178  
Dwg Name: SITE PLAN - W4A GROUND FLOOR

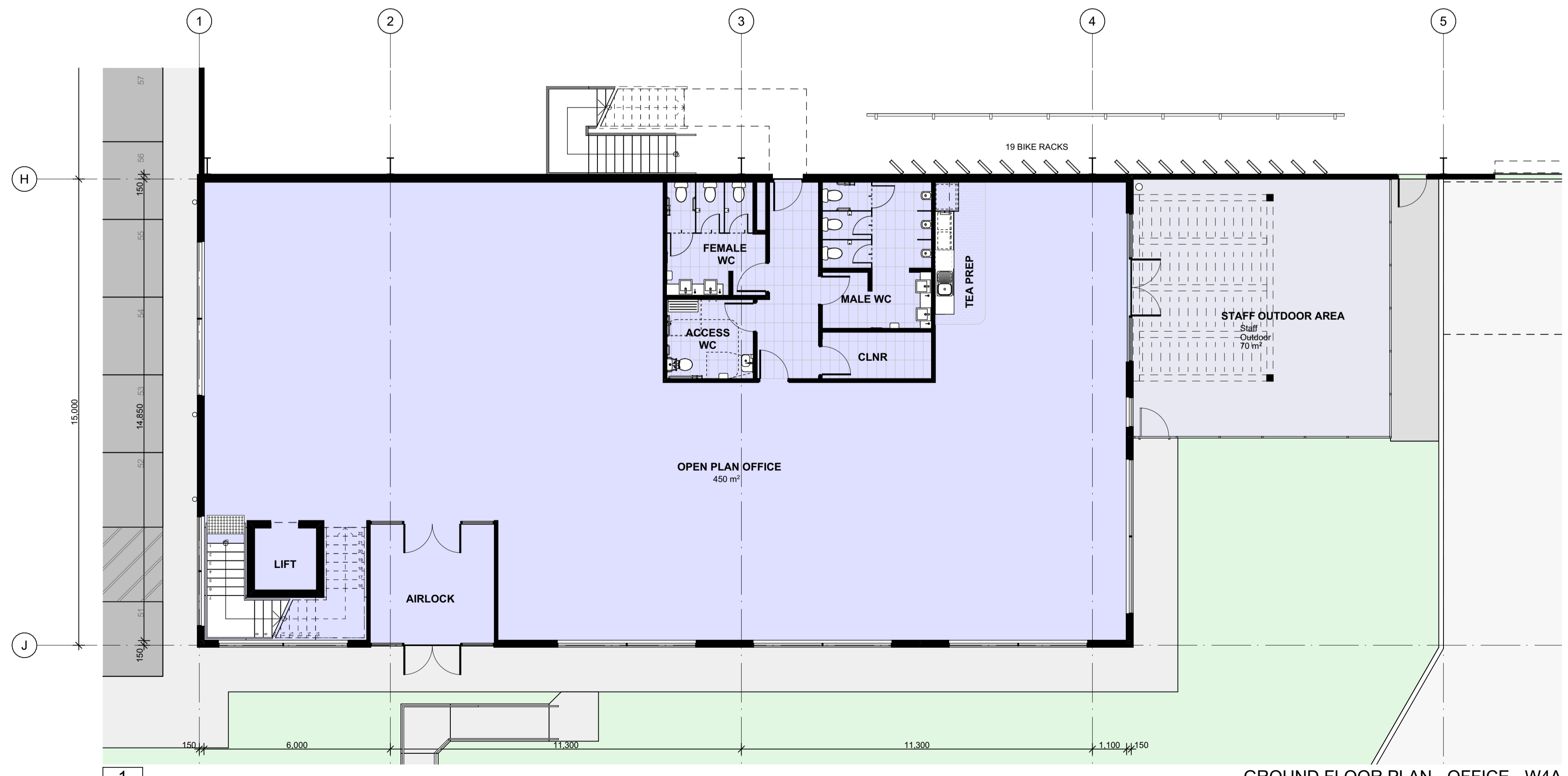
CAD File: BIMModel: TeamWorkPC - BIMModel Basic for ArchiCAD 272025 011 FIRE Lvl: KempsCreek.DA01	Scale: 1:600	Drawn: MS	Print Date: 17/09/2025	Job No: 2025.011	Drawing No: DA06	Revision: P6
---	--------------	-----------	------------------------	------------------	------------------	--------------



FIRST FLOOR PLAN - OFFICE - W4A  
1:100



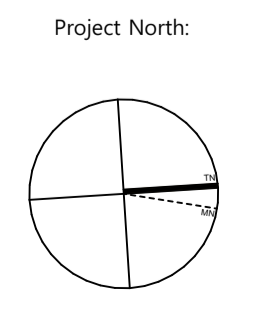
FLOOR PLAN - DOCK OFFICE - W4A  
1:100



GROUND FLOOR PLAN - OFFICE - W4A  
1:100

- DO NOT SCALE FROM DRAWINGS. USE WRITTEN DIMENSIONS ONLY.
- BUILDER TO CHECK & VERIFY ALL DIMENSIONS & LEVELS PRIOR TO COMMENCEMENT OF WORK.
- IT IS THE OWNERS RESPONSIBILITY TO ENSURE THAT THE ENGINEER HAS INVESTIGATED SUBSOIL CONDITIONS & DESIGNED ALL STRUCTURAL ELEMENTS TO SUIT.
- THE DESIGN & DETAILS CONTAINED ON THIS DRAWING IS SUPPLIED IN CONFIDENCE & IS NOT TO BE USED FOR ANY OTHER PURPOSE, EXCEPT THAT AUTHORISED BY DTA ARCHITECTS

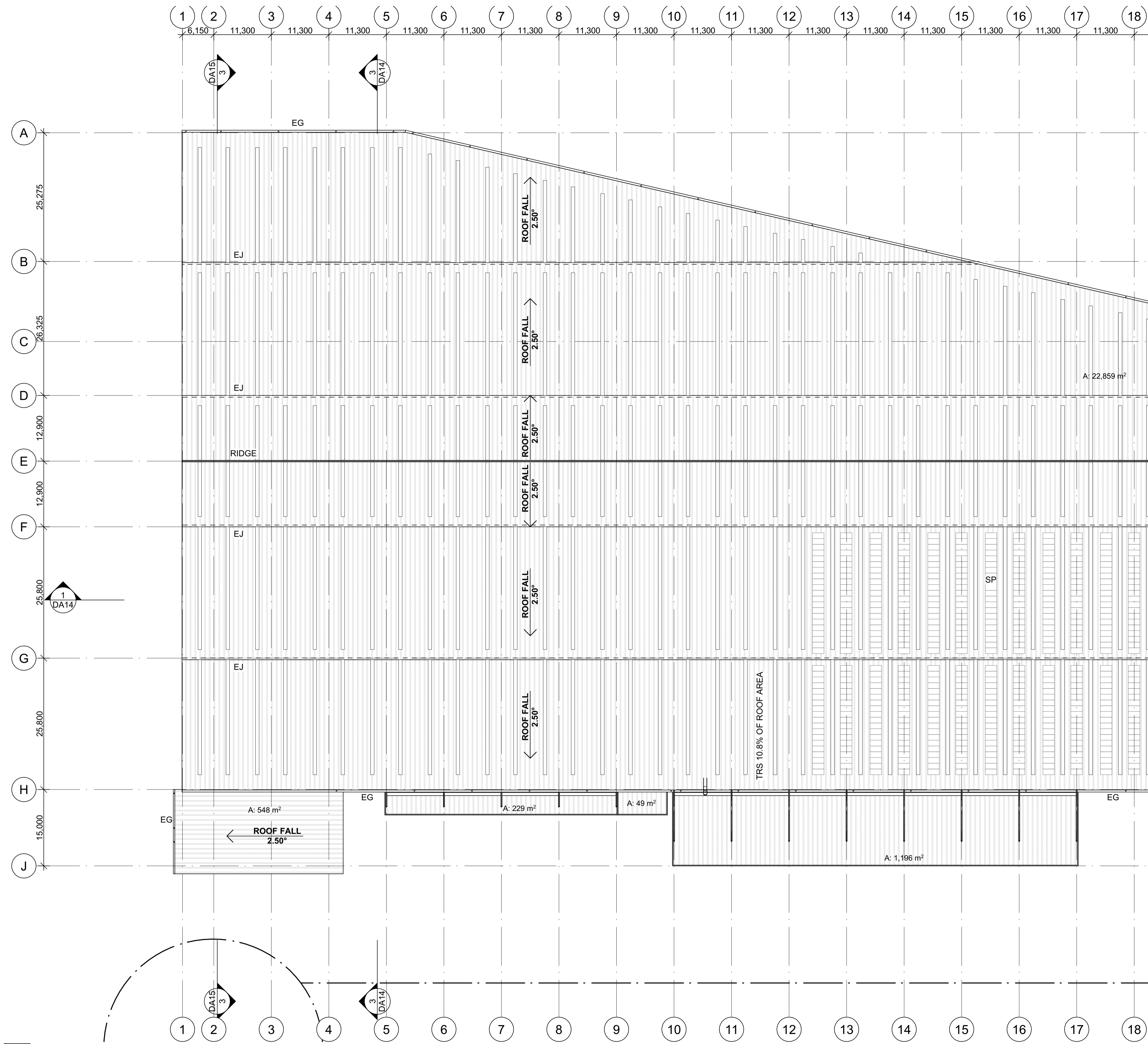
Revision	Amendment	Date	Dwn	Chk
P3	Preliminary Issue	29/05/2025		
P4	Preliminary Issue	8/08/2025		
P5	Preliminary Issue	17/09/2025		



Client:  
**FIFECAPITAL**

**DTA**  
ARCHITECTS  
suite 1109, 31 1asso road gregory hills nsw 2557  
t: +612 9601 1011 | e: admin@dtanet.au | w: www.dtanet.au

Project: PROPOSED INDUSTRIAL WAREHOUSE DEVELOPMENT						
Address: D.P 1285691 LOT E - 200 ALDINGTON ROAD KEMPS CREEK NSW 2178						
Dwg Name: FLOOR PLANS - OFFICE - W4A						
CAD File: BIM\kiosk: Team\WorkPC - BIM\kiosk Basic for Arch\cad 272025 011 FIRE Lvl\KempsCreek.DA01	Scale: 1:100	Drawn: MS	Print Date: 17/09/2025	Job No. 2025.011	Drawing No. DA07	Revision P5



LEGEND	
AL	ACCESS LADDER
BG	BOX GUTTER
EG	EAVES GUTTER
EJ	EXPANSION JOINT
MRS	METAL ROOF SHEETING
SP	SOLAR PANELS (INDICATIVE)
TRS	TRANSLUCENT ROOF SHEETING

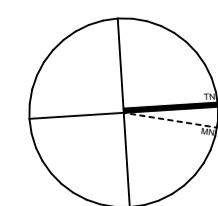
SITE PLAN - GROUND FLOOR  
1:400

1
-

- DO NOT SCALE FROM DRAWINGS. USE WRITTEN DIMENSIONS ONLY.
  - BUILDER TO CHECK & VERIFY ALL DIMENSIONS & LEVELS PRIOR TO COMMENCEMENT OF WORK.
  - IT IS THE OWNERS RESPONSIBILITY TO ENSURE THAT THE ENGINEER HAS INVESTIGATED SUBSOIL CONDITIONS & DESIGNED ALL STRUCTURAL ELEMENTS TO SUIT.
  - THE DESIGN & DETAILS CONTAINED ON THIS DRAWING IS SUPPLIED IN CONFIDENCE & IS NOT TO BE USED FOR ANY OTHER PURPOSE, EXCEPT THAT AUTHORIZED BY DTA ARCHITECTS
- © COPYRIGHT - DTA ARCHITECTS

Revision	Amendment	Date	Dwn	Chk
P3	Preliminary Issue	29/05/2025		
P4	Preliminary Issue	8/08/2025		
P5	Preliminary Issue	17/09/2025		

Project North:



Client:

**FIFECAPITAL**

**DTA**  
ARCHITECTS

suite 1109, 31 1asso road gregory hills nsw 2557  
t: +612 9601 1011 | e: admin@dtanet.au | w: www.dtanet.au

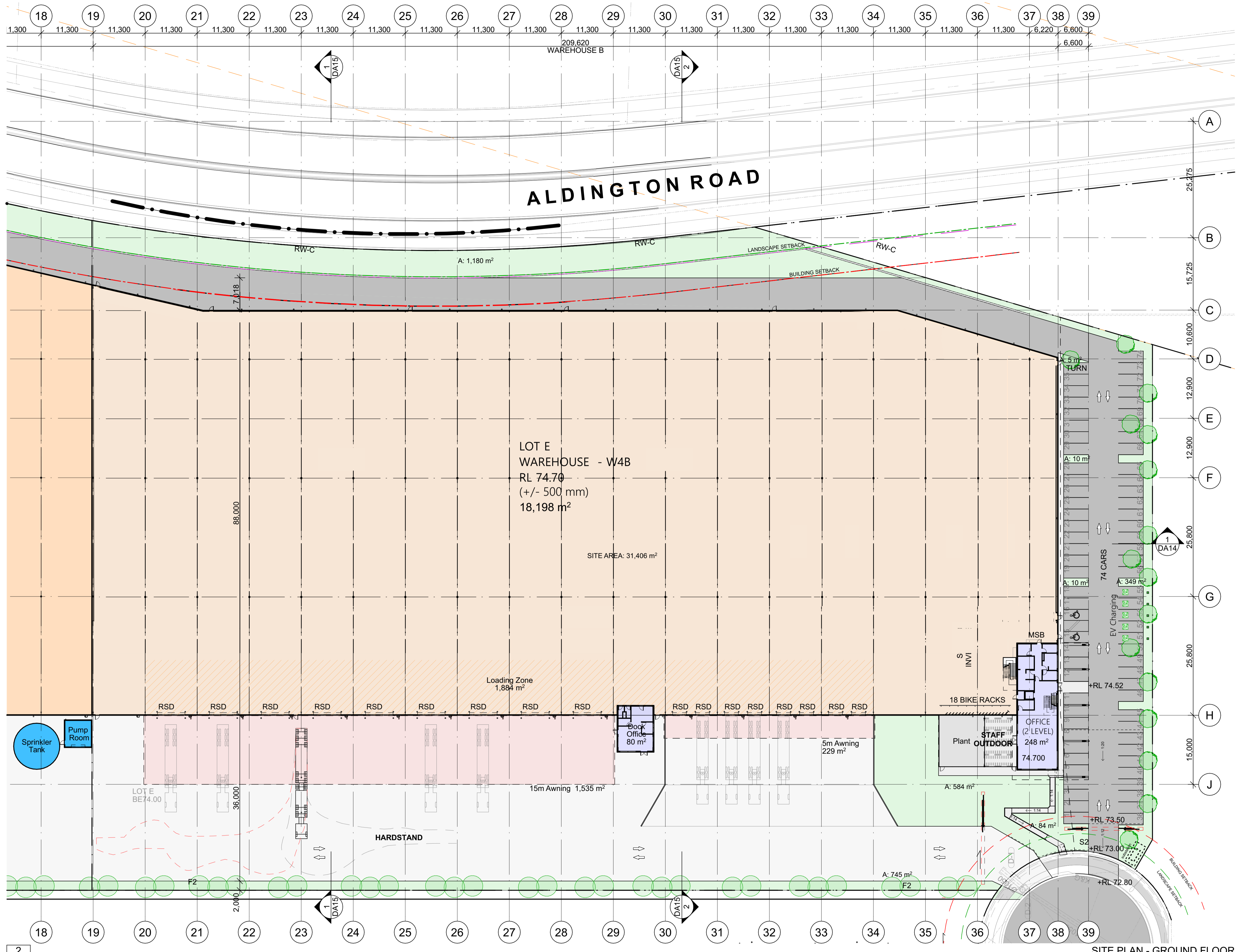
Project: PROPOSED INDUSTRIAL WAREHOUSE DEVELOPMENT

Address: D.P 1285691  
LOT E - 200 ALDINGTON ROAD KEMPS CREEK NSW 2178

Dwg Name: ROOF PLAN - W4A

CAD File: BIMModel; TeamWorkPC; BIMModel; Basic for Archcad 272025 011.FIFEC.Loft; KempCreek.DA01

Nominated Architect	Scale:	Drawn:	Print Date:	Job No.	Drawing No.	Revision
Daniel Donai NSW ARB No. 9068	1:600	MS	17/09/2025	2025.011	DA08	P5

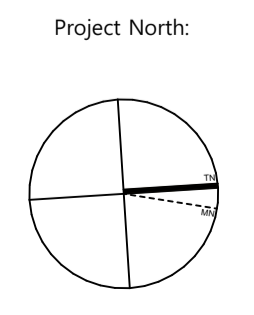


2  
-

SITE PLAN - GROUND FLOOR  
1:400

- DO NOT SCALE FROM DRAWINGS. USE WRITTEN DIMENSIONS ONLY.
  - BUILDER TO CHECK & VERIFY ALL DIMENSIONS & LEVELS PRIOR TO COMMENCEMENT OF WORK.
  - IT IS THE OWNERS RESPONSIBILITY TO ENSURE THAT THE ENGINEER HAS INVESTIGATED SUBSOIL CONDITIONS & DESIGNED ALL STRUCTURAL ELEMENTS TO SUIT.
  - THE DESIGN & DETAILS CONTAINED ON THIS DRAWING IS SUPPLIED IN CONFIDENCE & IS NOT TO BE USED FOR ANY OTHER PURPOSE, EXCEPT THAT AUTHORISED BY DTA ARCHITECTS
- © COPYRIGHT - DTA ARCHITECTS

Revision	Amendment	Date	Dwn	Chk
P3	Preliminary Issue	29/05/2025		
P4	Preliminary Issue	11/07/2025		
P6	Preliminary Issue	08/08/2025		
P6	Preliminary Issue	17/09/2025		
P7	Preliminary Issue	27/02/2026		

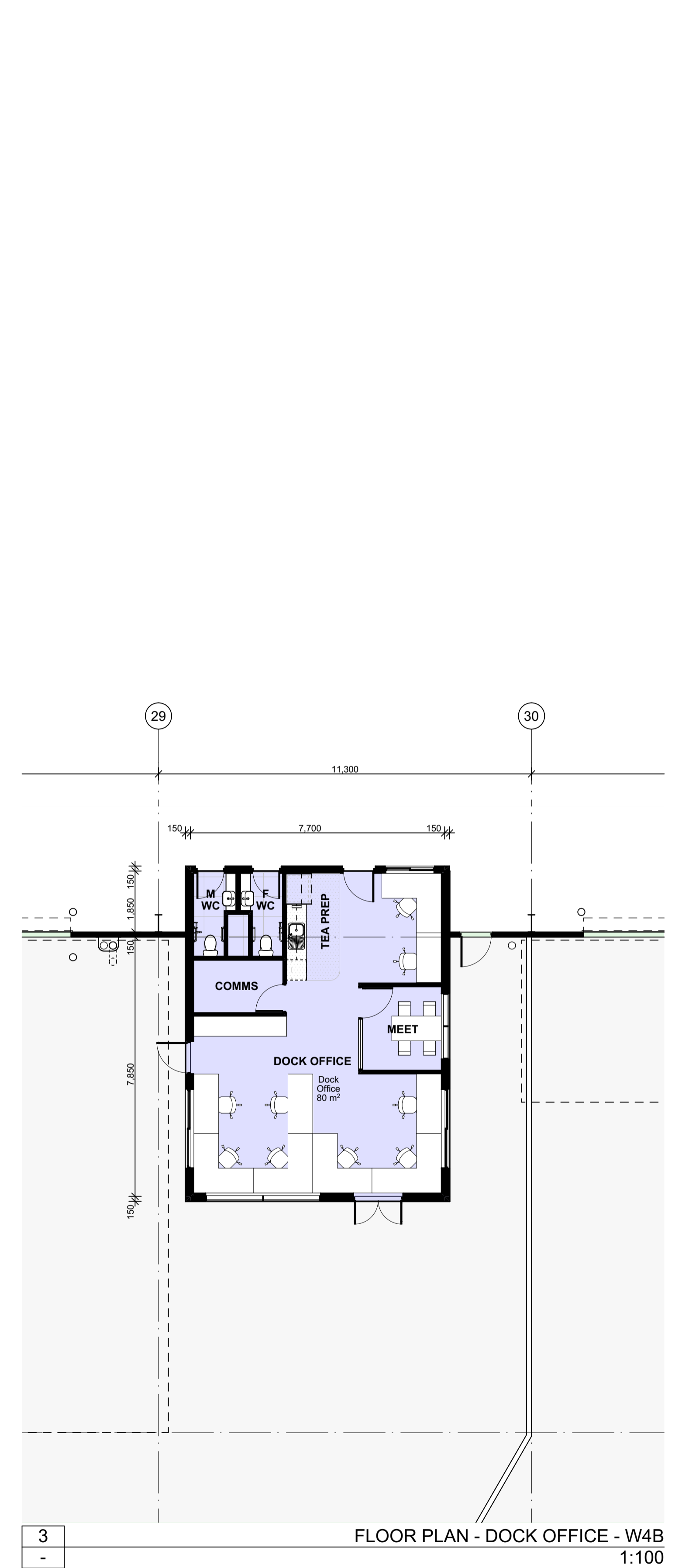
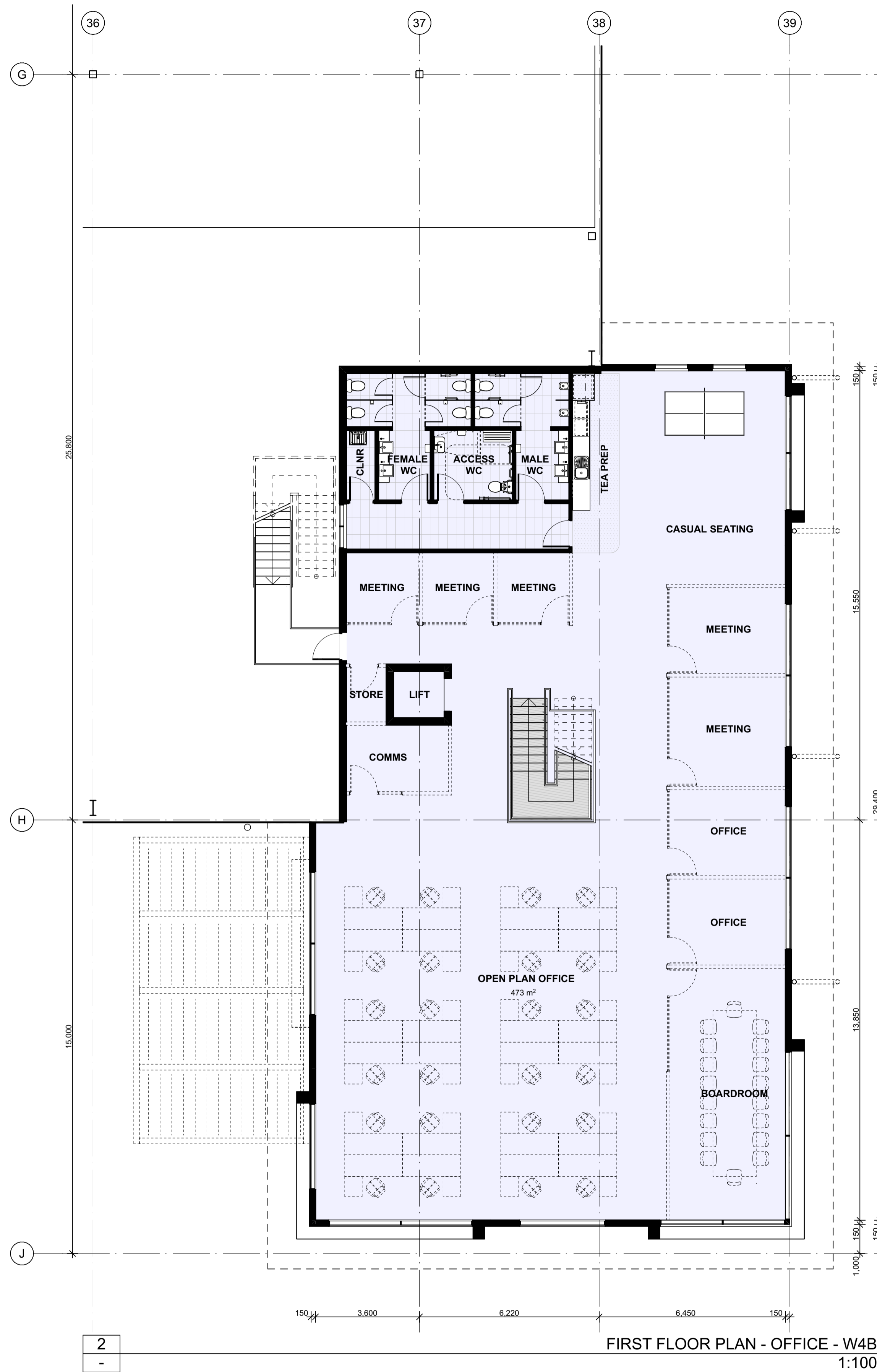
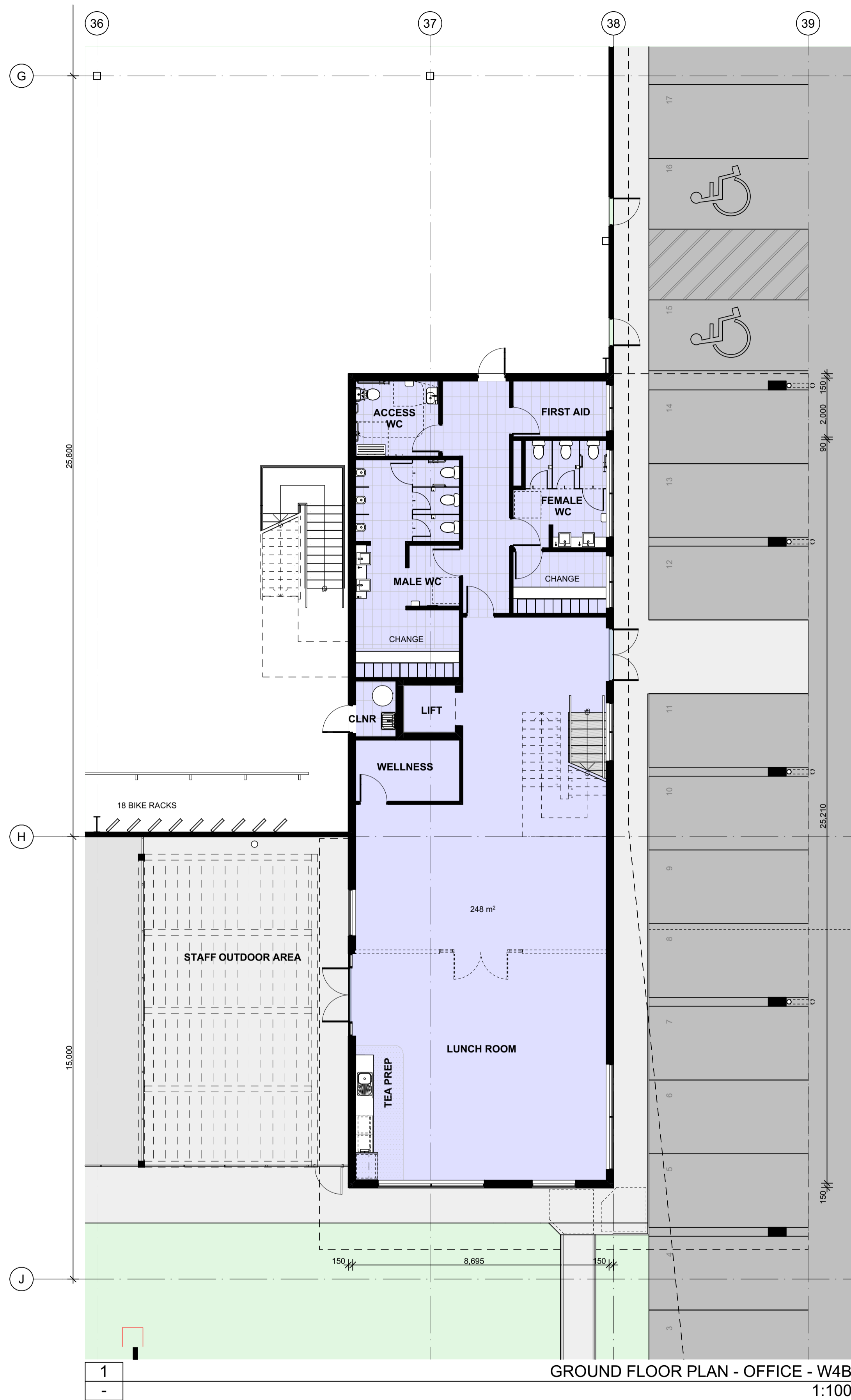


Client: **FIFECAPITAL**

**DTA**  
ARCHITECTS  
suite 1109, 31 lasso road gregory hills nsw 2557  
t: +612 9601 1011 | e: admin@dtanet.au | w: www.dtanet.au

Project: **PROPOSED INDUSTRIAL WAREHOUSE DEVELOPMENT**  
Address: D.P 1285691  
LOT E - 200 ALDINGTON ROAD KEMPS CREEK NSW 2178  
Dwg Name: **SITE PLAN - W4B GROUND FLOOR**

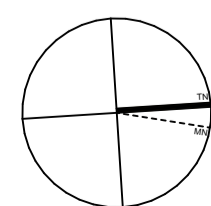
Nominated Architect	Scale	Drawn	Print Date	Job No.	Drawing No.	Revision
Daniel Donai	1:600	MS	17/09/2025	2025.011	DA09	P7



- DO NOT SCALE FROM DRAWINGS. USE WRITTEN DIMENSIONS ONLY.
- BUILDER TO CHECK & VERIFY ALL DIMENSIONS & LEVELS PRIOR TO COMMENCEMENT OF WORK.
- IT IS THE OWNERS RESPONSIBILITY TO ENSURE THAT THE ENGINEER HAS INVESTIGATED SUBSOIL CONDITIONS & DESIGNED ALL STRUCTURAL ELEMENTS TO SUIT.
- THE DESIGN & DETAILS CONTAINED ON THIS DRAWING IS SUPPLIED IN CONFIDENCE & IS NOT TO BE USED FOR ANY OTHER PURPOSE, EXCEPT THAT AUTHORISED BY DTA ARCHITECTS

Revision	Amendment	Date	Dwn	Chk
P3	Preliminary Issue	29/05/2025		
P4	Preliminary Issue	8/08/2025		
P5	Preliminary Issue	17/09/2025		

Project North:



Client:

**FIFECAPITAL**

**DTA**  
ARCHITECTS

suite 1109, 31 1asso road gregory hills nsw 2557  
t: +612 9601 1011 | e: admin@dtanet.au | w: www.dtanet.au

Project: PROPOSED INDUSTRIAL WAREHOUSE DEVELOPMENT

Address: D.P 1285691  
LOT E - 200 ALDINGTON ROAD KEMPS CREEK NSW 2178

Dwg Name: FLOOR PLANS - OFFICE - W4B

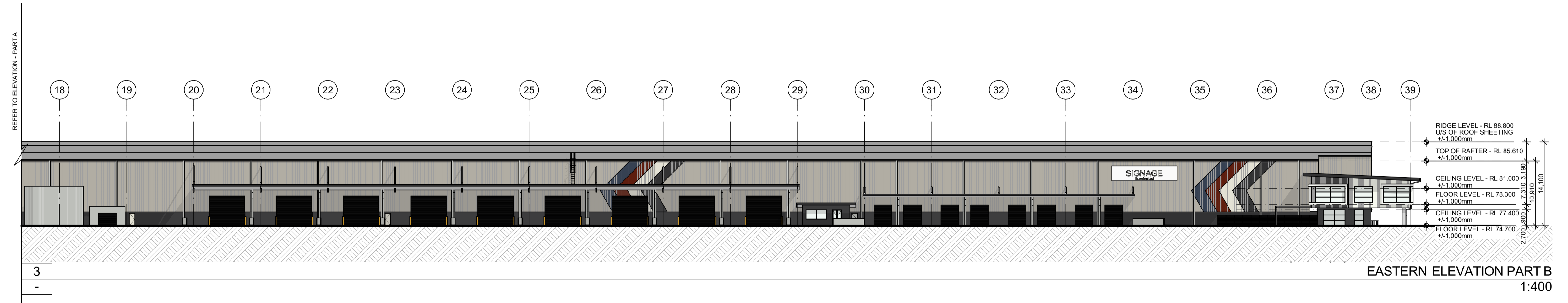
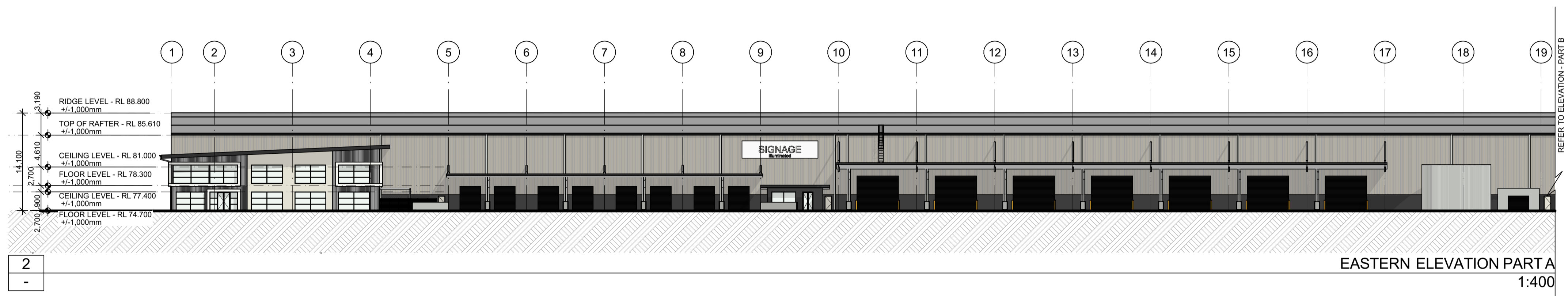
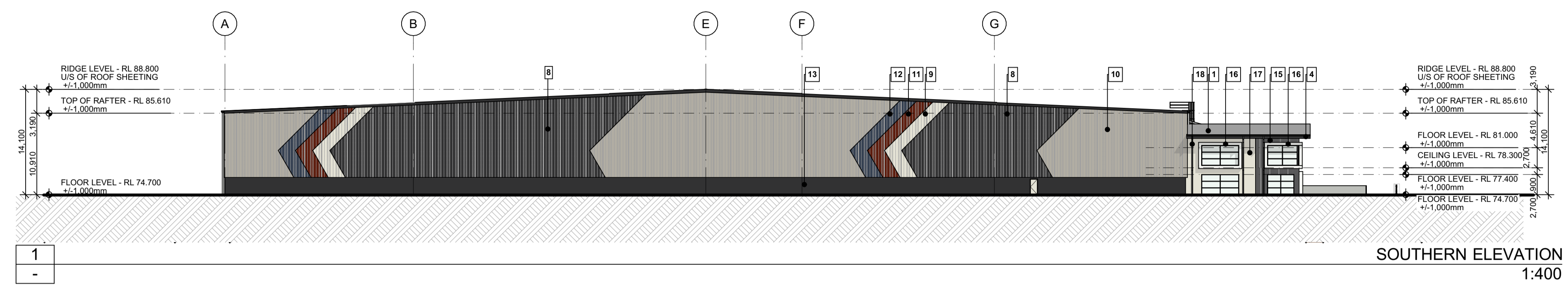
CAD File: BIM\kiosk\Team\WorkPC - BIM\kiosk\Basic for Arch\cad 272025 011.FIFEC.LotE.KempsCreek.DA01

Nominated Architect	Scale:	Drawn:	Print Date:	Job No.	Drawing No.	Revision
Daniel Donai NSW ARB No. 9068   AREV No. 19866	1:100	MS	17/09/2025	2025.011	DA10	P5



**FINISHES KEY:**

- zincalume "klip-lok" metal roof sheeting
- warehouse capping - monument
- awning fascia - monument
- eaves gutter - monument
- downpipes/protectors (warehouse) - shale grey
- office fascia - monument
- roller shutter doors - monument
- colorbond "trimdek" metal wall cladding - surfmist
- colorbond "trimdek" metal wall cladding - dune
- colorbond "trimdek" metal wall cladding - red manor
- colorbond "trimdek" metal wall cladding - deep ocean
- precast concrete - paint finish - monument
- colourbond longline - dover white
- colourbond longline - monument
- solid aluminium cladding - white
- solid aluminium cladding - dark white
- colorbond downpipes (office) - monument
- concrete column paint finish - light grey
- awning steel structure galvanised finish
- aluminium window frame powdercoat - monument



1. DO NOT SCALE FROM DRAWINGS. USE WRITTEN DIMENSIONS ONLY.  
 2. BUILDER TO CHECK & VERIFY ALL DIMENSIONS & LEVELS PRIOR TO COMMENCEMENT OF WORK.  
 3. IT IS THE OWNERS RESPONSIBILITY TO ENSURE THAT THE ENGINEER HAS INVESTIGATED SUBSOIL CONDITIONS & DESIGNED ALL STRUCTURAL ELEMENTS TO SUIT.  
 4. THE DESIGN & DETAILS CONTAINED ON THIS DRAWING IS SUPPLIED IN CONFIDENCE & IS NOT TO BE USED FOR ANY OTHER PURPOSE, EXCEPT THAT AUTHORIZED BY DTA ARCHITECTS  
 © COPYRIGHT - DTA ARCHITECTS

Revision	Amendment	Date	Dwn	Chk
P3	Preliminary Issue	29/05/2025		
P4	Preliminary Issue	8/08/2025		
P5	Preliminary Issue	17/09/2025		

Project North:

Client:

**FIFECAPITAL**

**DTA**  
ARCHITECTS

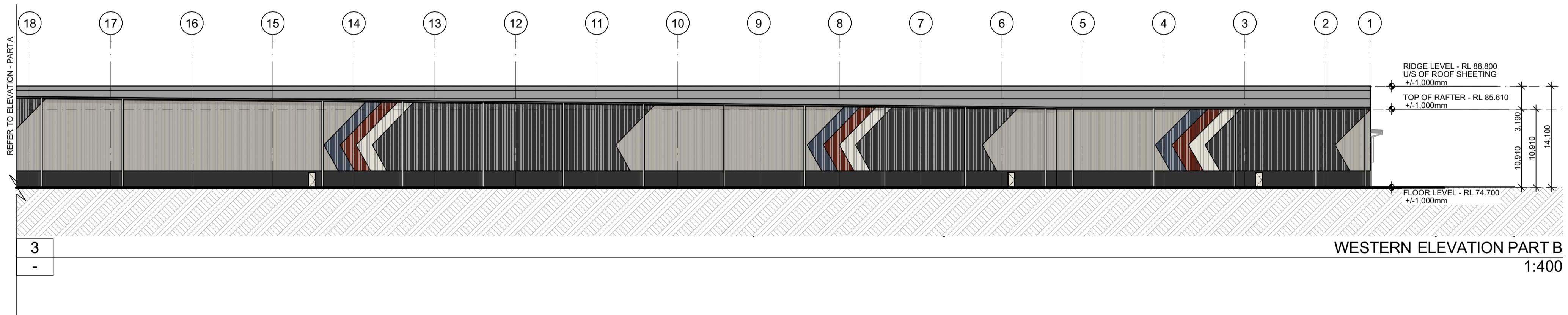
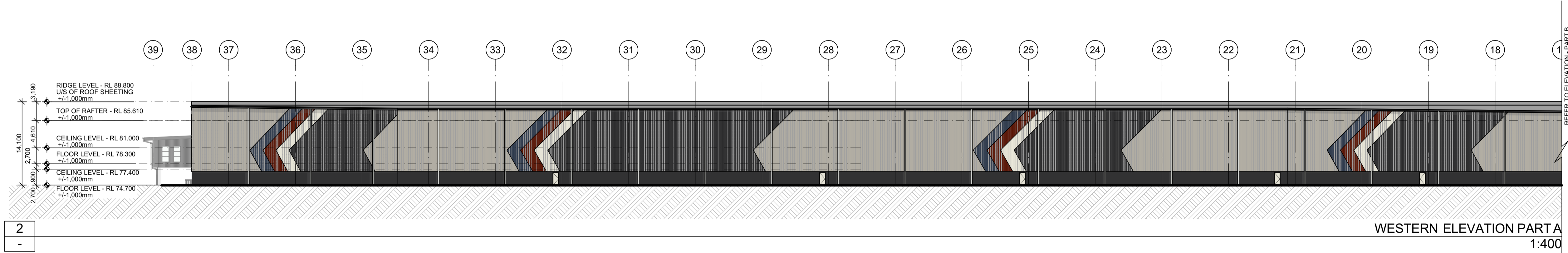
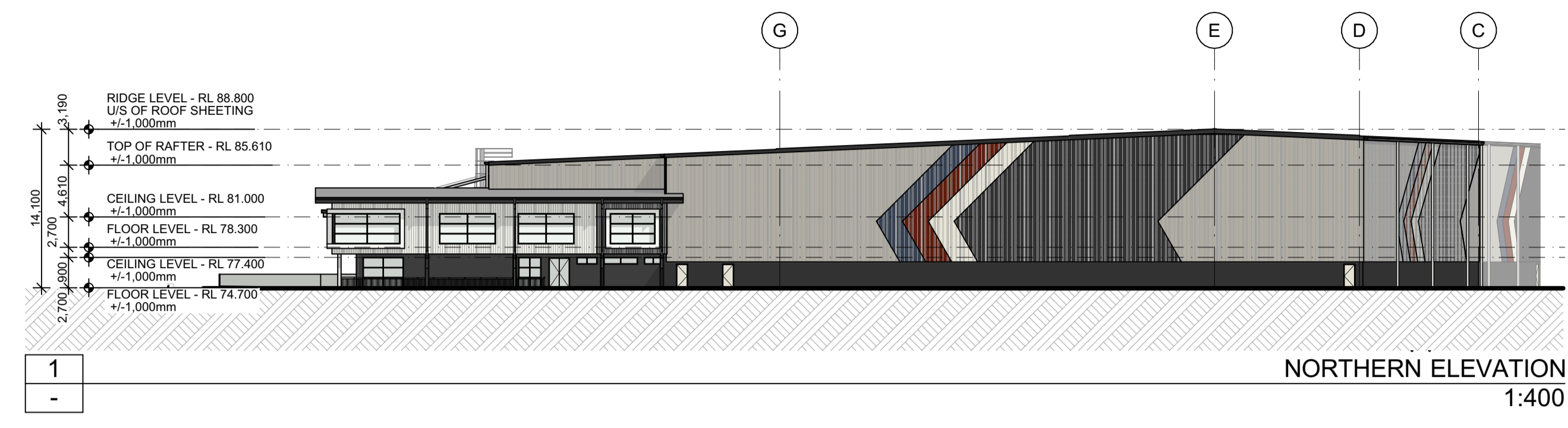
suite 1109, 31 1asso road gregory hills nsw 2557  
 t: +612 9601 1011 | e: admin@dtanet.au | w: www.dtanet.au

Project: **PROPOSED INDUSTRIAL WAREHOUSE DEVELOPMENT**  
 Address: **D.P 1285691**  
**LOT E - 200 ALDINGTON ROAD KEMPS CREEK NSW 2178**  
 Dwg Name: **ELEVATIONS**

CAD File: BIMModel; TeamWorkPC; BIMModel; Basic for ArchiCAD 272025 011.FIFEL; Lott; KempCreek.DWG	Scale: 1:250	Drawn: MS	Print Date: 17/09/2025	Job No. 2025.011	Drawing No. DA12	Revision P5
--	--------------	-----------	------------------------	------------------	------------------	-------------

**FINISHES KEY:**

- zincalume "klip-lok" metal roof sheeting
- warehouse capping - monument
- awning fascia - monument
- eaves gutter - monument
- downpipes/protectors (warehouse) - shale grey
- office fascia - monument
- roller shutter doors - monument
- colorbond "trimdek" metal wall cladding - monument
- colorbond "trimdek" metal wall cladding - surfmist
- colorbond "trimdek" metal wall cladding - dune
- colorbond "trimdek" metal wall cladding - red manor
- colorbond "trimdek" metal wall cladding - deep ocean
- precast concrete - paint finish - monument
- colourbond longline - dover white
- colourbond longline - monument
- solid aluminium cladding - white
- solid aluminium cladding - dark white
- colourbond downpipes (office) - monument
- concrete column paint finish - light grey
- awning steel structure galvanised finish
- aluminium window frame powdercoat - monument



- DO NOT SCALE FROM DRAWINGS. USE WRITTEN DIMENSIONS ONLY.
  - BUILDER TO CHECK & VERIFY ALL DIMENSIONS & LEVELS PRIOR TO COMMENCEMENT OF WORK.
  - IT IS THE OWNERS RESPONSIBILITY TO ENSURE THAT THE ENGINEER HAS INVESTIGATED SUBSOIL CONDITIONS & DESIGNED ALL STRUCTURAL ELEMENTS TO SUIT.
  - THE DESIGN & DETAILS CONTAINED ON THIS DRAWING IS SUPPLIED IN CONFIDENCE & IS NOT TO BE USED FOR ANY OTHER PURPOSE, EXCEPT THAT AUTHORISED BY DTA ARCHITECTS
- © COPYRIGHT - DTA ARCHITECTS

Revision	Amendment	Date	Dwn	Chk
P3	Preliminary Issue	29/05/2025		
P4	Preliminary Issue	8/08/2025		
P5	Preliminary Issue	17/09/2025		

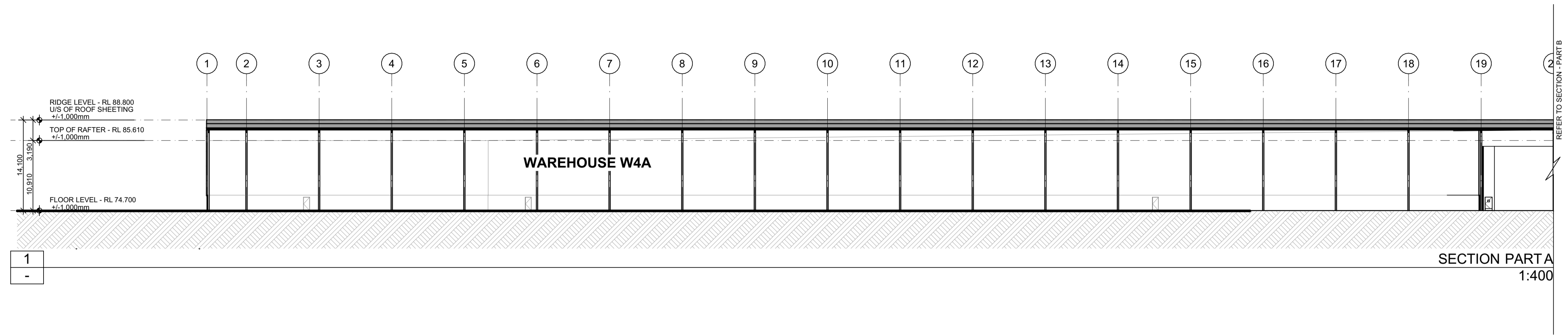
Project North: Client:

**FIFECAPITAL**

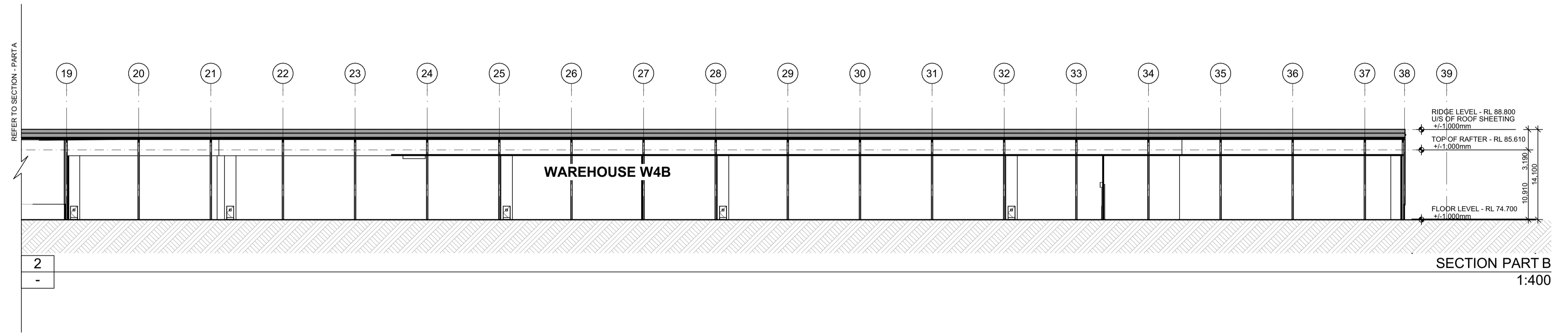
**DTA**  
ARCHITECTS

suite 1109, 31 1asso road gregory hills nsw 2557  
t: +612 9601 1011 | e: admin@dtanet.au | w: www.dtanet.au

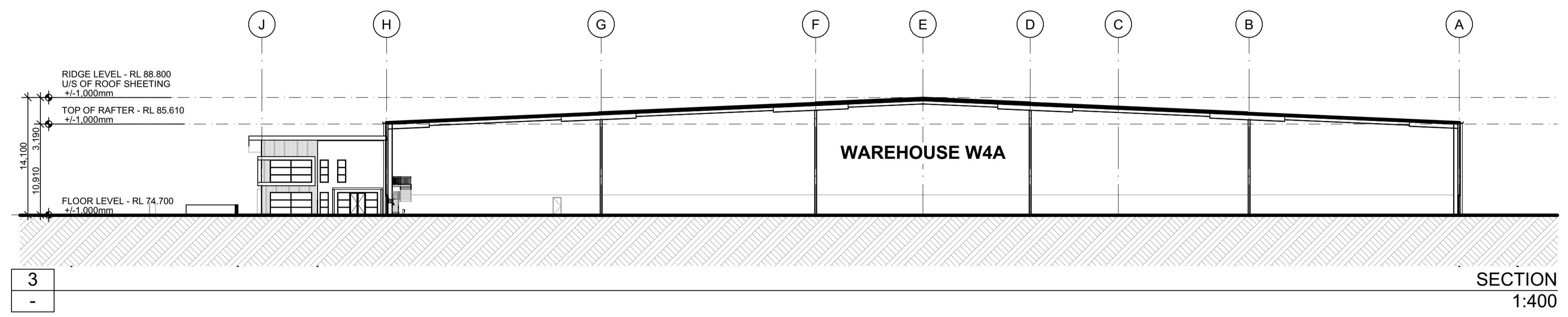
Project:	PROPOSED INDUSTRIAL WAREHOUSE DEVELOPMENT						
Address:	D.P 1285691 LOT E - 200 ALDINGTON ROAD KEMPS CREEK NSW 2178						
Dwg Name:	ELEVATIONS						
CAD File:	BIMModel: TeamWorkPC - BIMModel Basic for Archicad 272025 011.FIFEL.Loft.KempsCreek.DA01						
Nominated Architect:	Daniel Donai	Scale:	1:250	Drawn:	MS	Print Date:	17/09/2025
NSW ARB No. 9068	ARBV No. 19868	Member		Job No.:	2025.011	Drawing No.:	DA13
				Revision:	P5		



1 SECTION PART A 1:400



2 SECTION PART B 1:400



3 SECTION 1:400

- DO NOT SCALE FROM DRAWINGS. USE WRITTEN DIMENSIONS ONLY.
- BUILDER TO CHECK & VERIFY ALL DIMENSIONS & LEVELS PRIOR TO COMMENCEMENT OF WORK.
- IT IS THE OWNERS RESPONSIBILITY TO ENSURE THAT THE ENGINEER HAS INVESTIGATED SUBSOIL CONDITIONS & DESIGNED ALL STRUCTURAL ELEMENTS TO SUIT.
- THE DESIGN & DETAILS CONTAINED ON THIS DRAWING IS SUPPLIED IN CONFIDENCE & IS NOT TO BE USED FOR ANY OTHER PURPOSE, EXCEPT THAT AUTHORISED BY DTA ARCHITECTS
- COPYRIGHT - DTA ARCHITECTS

Revision	Amendment	Date	Dwn	Chk
P3	Preliminary Issue	29/05/2025		
P4	Preliminary Issue	8/08/2025		
P5	Preliminary Issue	17/09/2025		

Project North:

Client:

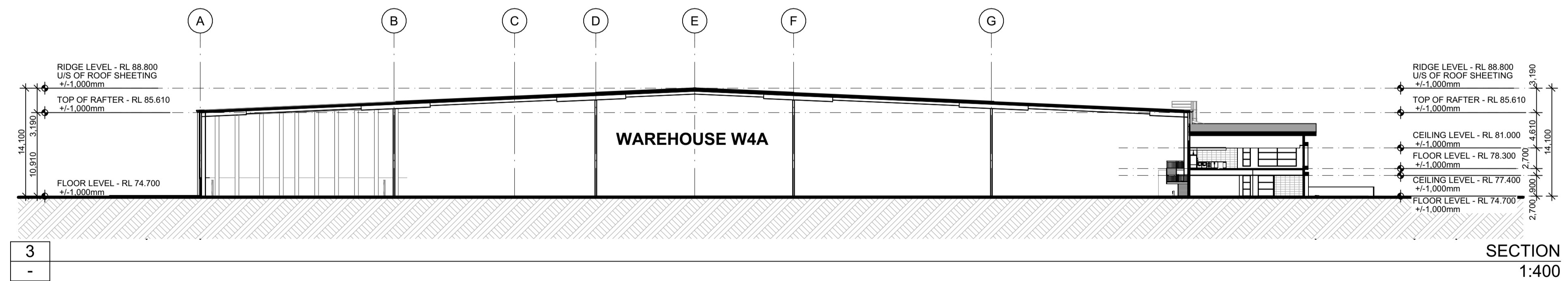
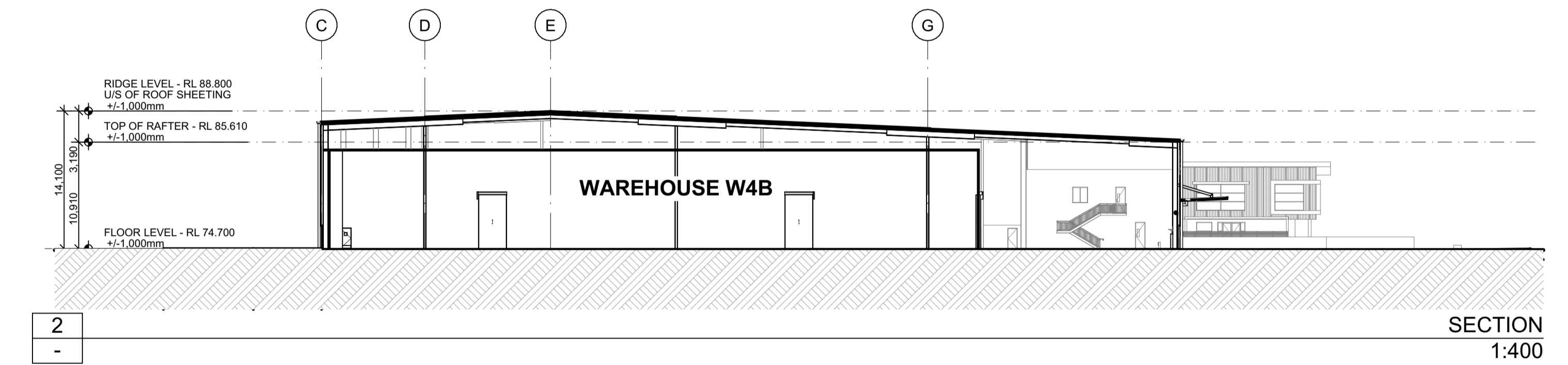
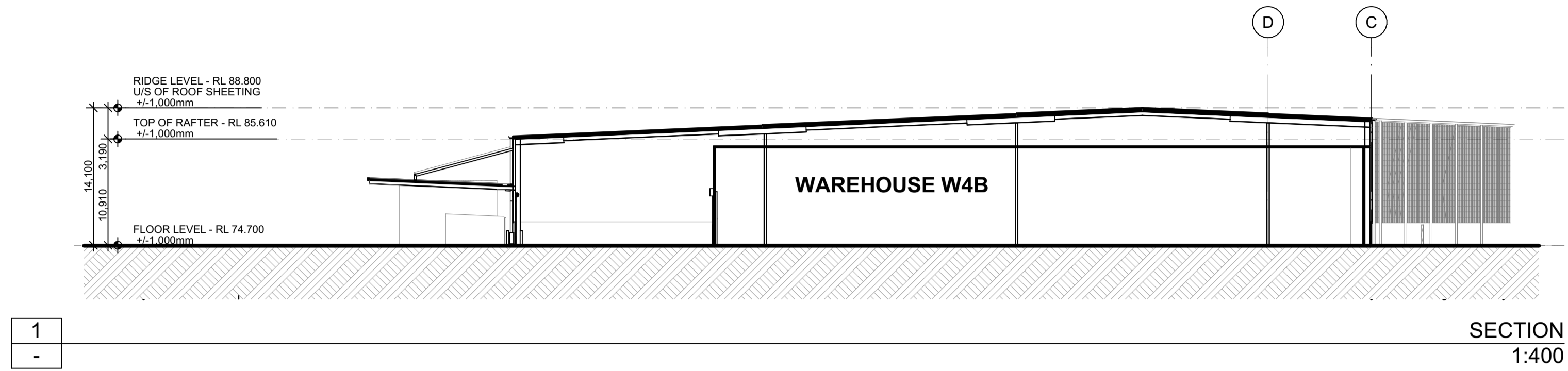
**FIFECAPITAL**

**DTA**  
ARCHITECTS

suite 1109, 31 1asso road gregory hills nsw 2557  
t: +612 9601 1011 | e: admin@dtanet.au | w: www.dtanet.au

Project: **PROPOSED INDUSTRIAL WAREHOUSE DEVELOPMENT**  
Address: **D.P 1285691**  
**LOT E - 200 ALDINGTON ROAD KEMPS CREEK NSW 2178**  
Dwg Name: **SECTIONS - W4A**

CAD File: BIMModel; TeamWorkPC; BIMModel Basic for Archicad 272025 011.FIFEL.dwg; KempsCreek.DA01	Scale: 1:250	Drawn: MS	Print Date: 17/09/2025	Job No. 2025.011	Drawing No. DA14	Revision P5
---	--------------	-----------	------------------------	------------------	------------------	-------------



- DO NOT SCALE FROM DRAWINGS. USE WRITTEN DIMENSIONS ONLY.
  - BUILDER TO CHECK & VERIFY ALL DIMENSIONS & LEVELS PRIOR TO COMMENCEMENT OF WORK.
  - IT IS THE OWNERS RESPONSIBILITY TO ENSURE THAT THE ENGINEER HAS INVESTIGATED SUBSOIL CONDITIONS & DESIGNED ALL STRUCTURAL ELEMENTS TO SUIT.
  - THE DESIGN & DETAILS CONTAINED ON THIS DRAWING IS SUPPLIED IN CONFIDENCE & IS NOT TO BE USED FOR ANY OTHER PURPOSE, EXCEPT THAT AUTHORISED BY DTA ARCHITECTS
- © COPYRIGHT - DTA ARCHITECTS

Revision	Amendment	Date	Dwn	Chk
P3	Preliminary Issue	29/05/2025		
P4	Preliminary Issue	8/08/2025		
P5	Preliminary Issue	17/09/2025		

Project North:

Client:

**FIFECAPITAL**

**DTA**  
ARCHITECTS

suite 1109, 31 1asso road gregory hills nsw 2557  
t: +612 9601 1011 | e: admin@dtanet.au | w: www.dtanet.au

Project: PROPOSED INDUSTRIAL WAREHOUSE DEVELOPMENT

Address: D.P 1285691  
LOT E - 200 ALDINGTON ROAD KEMPS CREEK NSW 2178

Dwg Name: SECTIONS - W4B

CAD File: BIMModel; TeamWorkPC; BIMModel; Basic for Archcad; 272025; 011; FIRE; Level; KempsCreek; DA01

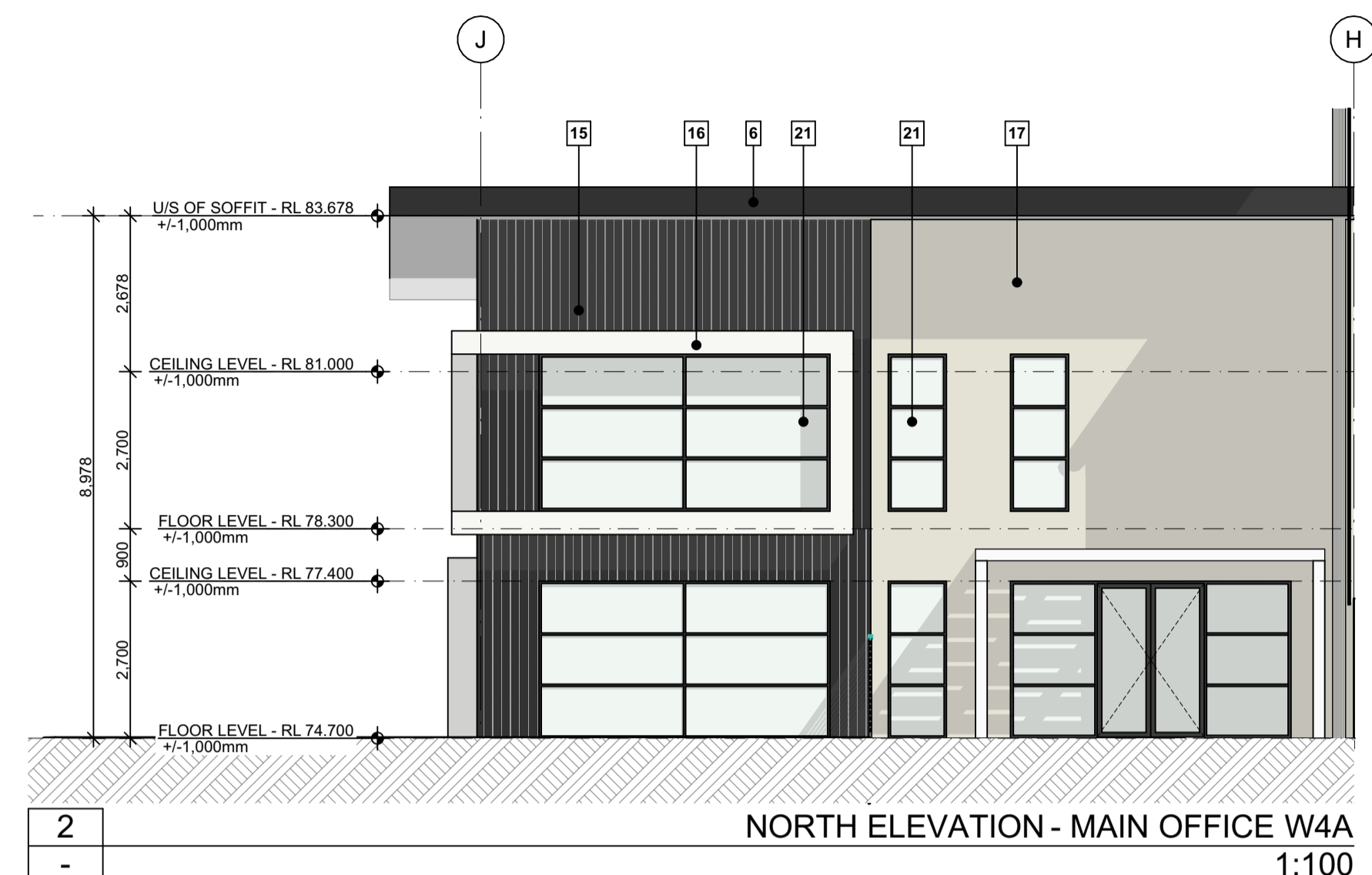
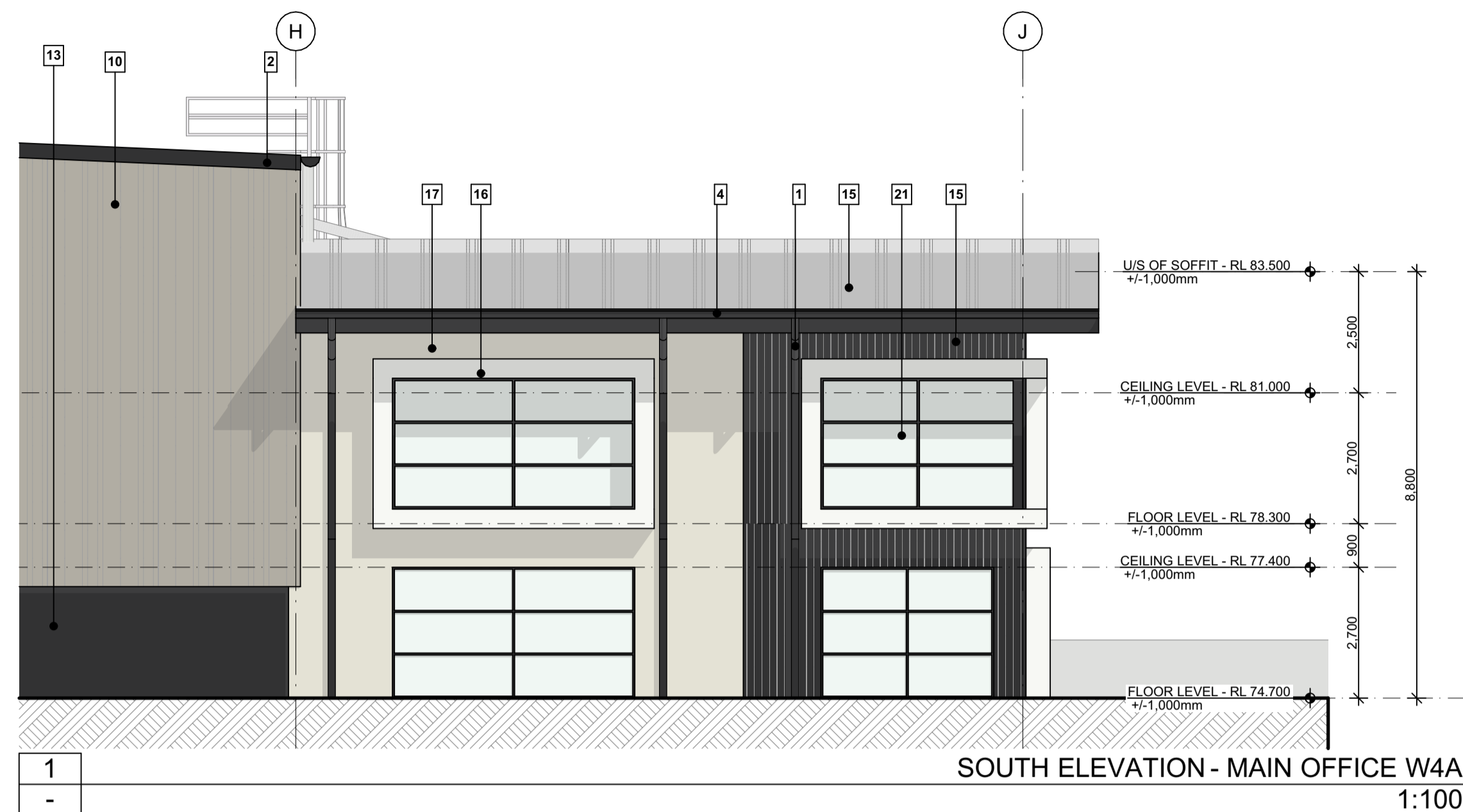
Nominated Architect	Scale:	Drawn:	Print Date:	Job No.	Drawing No.	Revision
Daniel Donai	1:250	MS	17/09/2025	2025.011	DA15	P5

NSW ARB No. 9068 | ARBV No. 19868

Member  
Architectural Institute of Australia

**FINISHES KEY:**

- zincalume "klip-lok" metal roof sheeting
- warehouse capping - monument
- awning fascia - monument
- eaves gutter - monument
- downpipes/protectors (warehouse) - shale grey
- office fascia - monument
- roller shutter doors - monument
- colorbond "trimdek" metal wall cladding - monument
- colorbond "trimdek" metal wall cladding - surfmist
- colorbond "trimdek" metal wall cladding - dune
- colorbond "trimdek" metal wall cladding - red manor
- colorbond "trimdek" metal wall cladding - deep ocean
- precast concrete - paint finish - monument
- colorbond longline - dover white
- colorbond longline - monument
- solid aluminium cladding - white
- solid aluminium cladding - dark white
- colorbond downpipes (office) - monument
- concrete column paint finish - light grey
- awning steel structure galvanised finish
- aluminium window frame powdercoat - monument



- DO NOT SCALE FROM DRAWINGS. USE WRITTEN DIMENSIONS ONLY.
  - BUILDER TO CHECK & VERIFY ALL DIMENSIONS & LEVELS PRIOR TO COMMENCEMENT OF WORK.
  - IT IS THE OWNERS RESPONSIBILITY TO ENSURE THAT THE ENGINEER HAS INVESTIGATED SUBSOIL CONDITIONS & DESIGNED ALL STRUCTURAL ELEMENTS TO SUIT.
  - THE DESIGN & DETAILS CONTAINED ON THIS DRAWING IS SUPPLIED IN CONFIDENCE & IS NOT TO BE USED FOR ANY OTHER PURPOSE, EXCEPT THAT AUTHORISED BY DTA ARCHITECTS
- © COPYRIGHT - DTA ARCHITECTS

Revision	Amendment	Date	Dwn	Chk
P1	Preliminary Issue	8/08/2025		
P2	Preliminary Issue	17/09/2025		

Project North: Client:

**FIFECAPITAL**

**DTA**  
ARCHITECTS

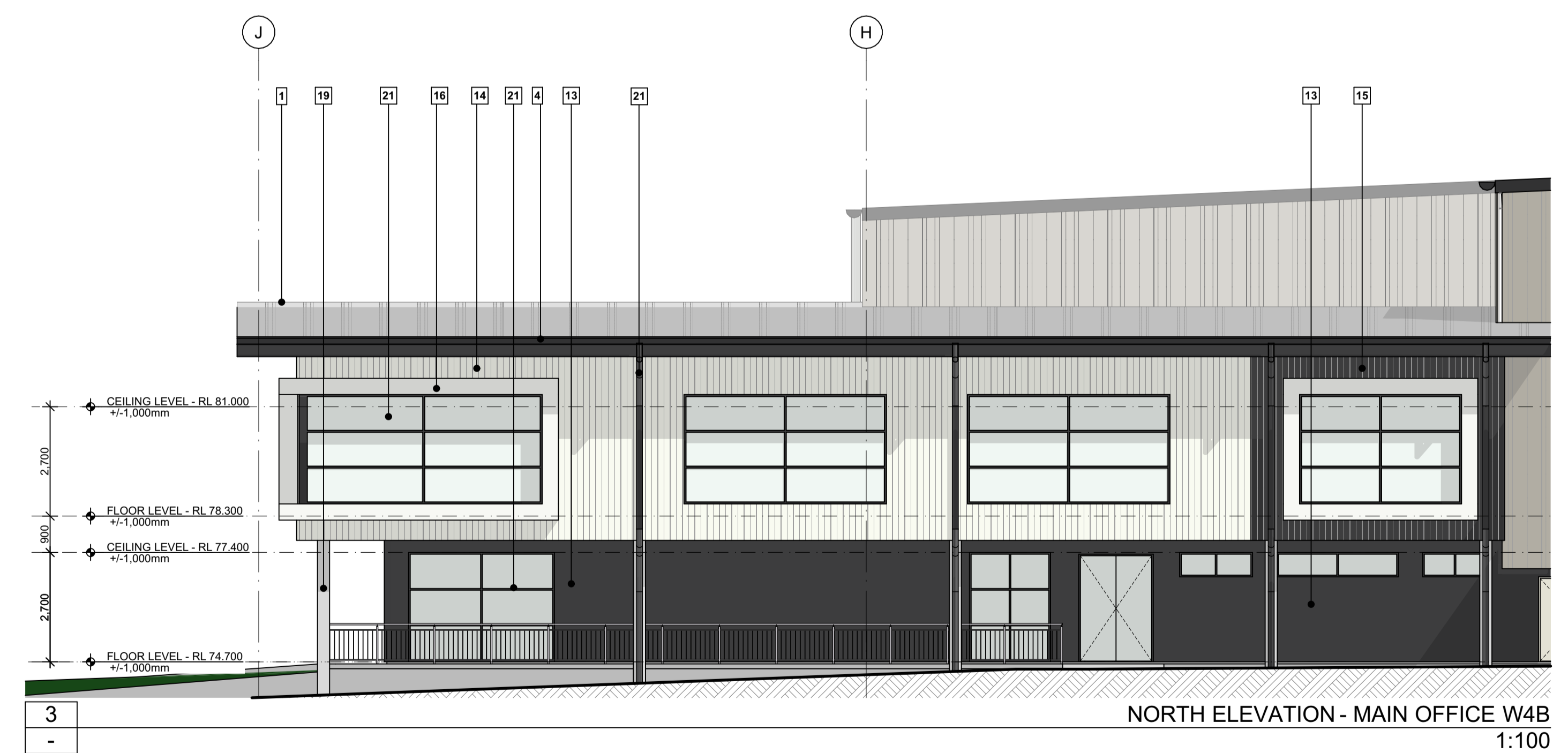
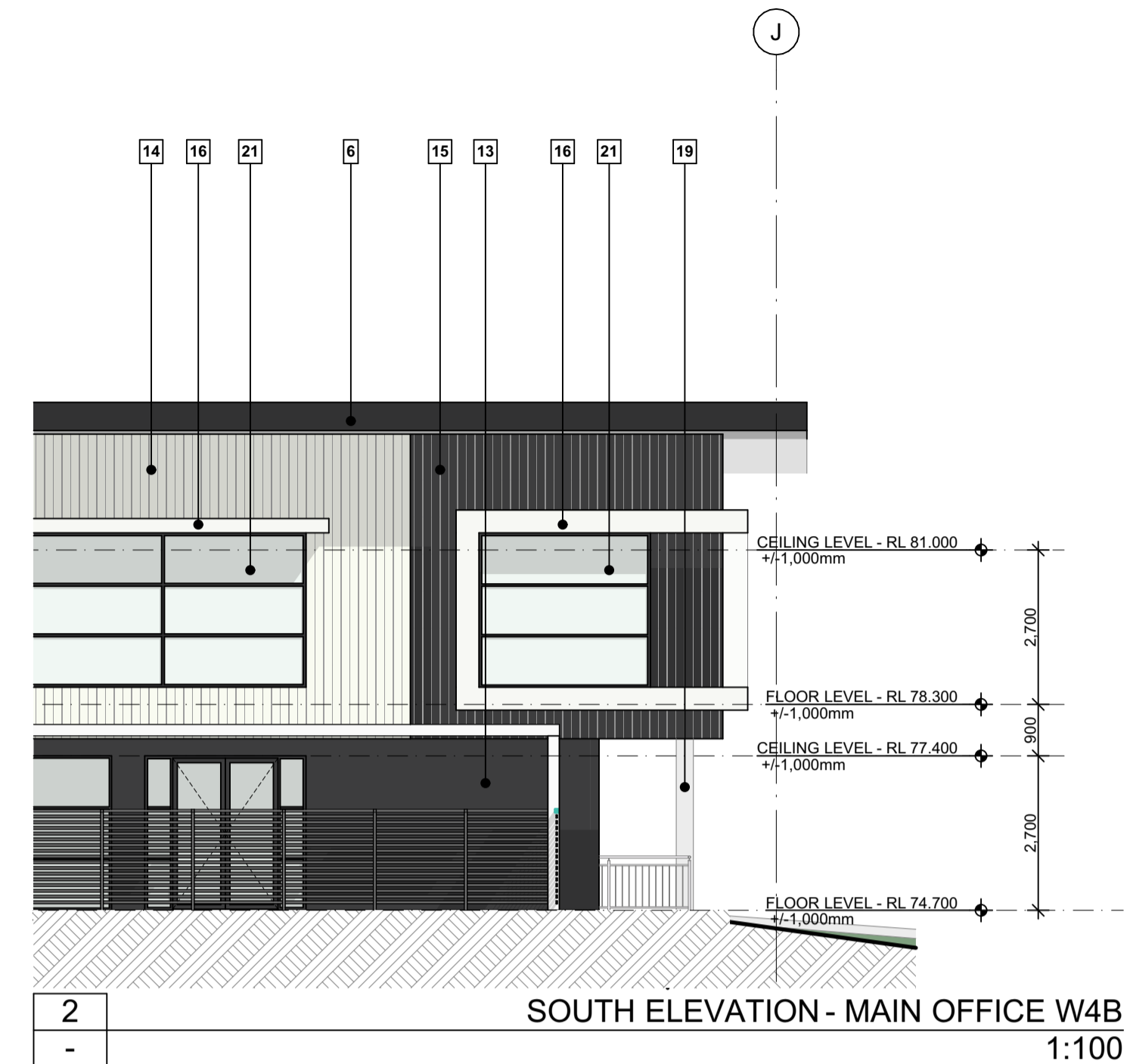
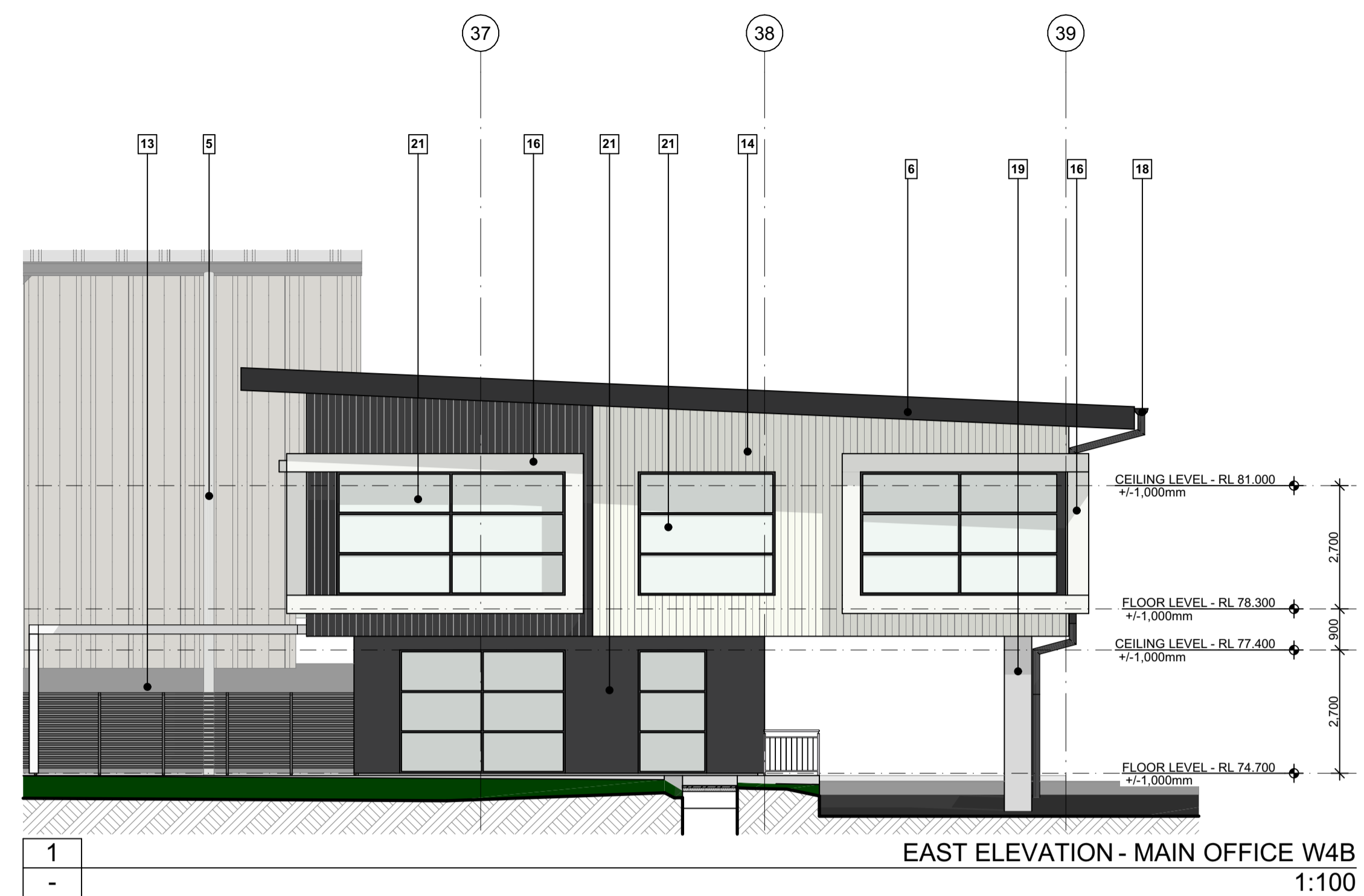
suite 1109, 31 1asso road gregory hills nsw 2557  
t: +612 9601 1011 | e: admin@dtanet.au | w: www.dtanet.au

Project: **PROPOSED INDUSTRIAL WAREHOUSE DEVELOPMENT**  
Address: **D.P 1285691**  
**LOT E - 200 ALDINGTON ROAD KEMPS CREEK NSW 2178**  
Dwg Name: **ELEVATIONS - MAIN OFFICE W4A**

CAD File: BIMcloud; TeamWorkPC; BIMcloud Basic for Archicad 272025 011.FIFEL.dwg; KempaCreek.DA01	Nominated Architect: Daniel Donai	Scale: 1:100	Drawn: MS	Print Date: 17/09/2025	Job No: 2025.011	Drawing No: DA16	Revision: P2
---	-----------------------------------	--------------	-----------	------------------------	------------------	------------------	--------------

**FINISHES KEY:**

1. zincatume "klip-lok" metal roof sheeting
2. warehouse capping - monument
3. awning fascia - monument
4. eaves gutter - monument
5. downpipes/protectors (warehouse) - shale grey
6. office fascia - monument
7. roller shutter doors - monument
8. colorbond "trimdek" metal wall cladding - monument
9. colorbond "trimdek" metal wall cladding - surfmist
10. colorbond "trimdek" metal wall cladding - dune
11. colorbond "trimdek" metal wall cladding - red manor
12. colorbond "trimdek" metal wall cladding - deep ocean
13. precast concrete - paint finish - monument
14. colourbond longline - dover white
15. colourbond longline - monument
16. solid aluminium cladding - white
17. solid aluminium cladding - dark white
18. colorbond downpipes (office) - monument
19. concrete column paint finish - light grey
20. awning steel structure galvanised finish
21. aluminium window frame powdercoat - monument



1. DO NOT SCALE FROM DRAWINGS. USE WRITTEN DIMENSIONS ONLY.  
 2. BUILDER TO CHECK & VERIFY ALL DIMENSIONS & LEVELS PRIOR TO COMMENCEMENT OF WORK.  
 3. IT IS THE OWNERS RESPONSIBILITY TO ENSURE THAT THE ENGINEER HAS INVESTIGATED SUBSOIL CONDITIONS & DESIGNED ALL STRUCTURAL ELEMENTS TO SUIT.  
 4. THE DESIGN & DETAILS CONTAINED ON THIS DRAWING IS SUPPLIED IN CONFIDENCE & IS NOT TO BE USED FOR ANY OTHER PURPOSE, EXCEPT THAT AUTHORIZED BY DTA ARCHITECTS  
 © COPYRIGHT - DTA ARCHITECTS

Revision	Amendment	Date	Dwn	Chk
P1	Preliminary Issue	8/08/2025		
P2	Preliminary Issue	17/09/2025		

Project North: Client:

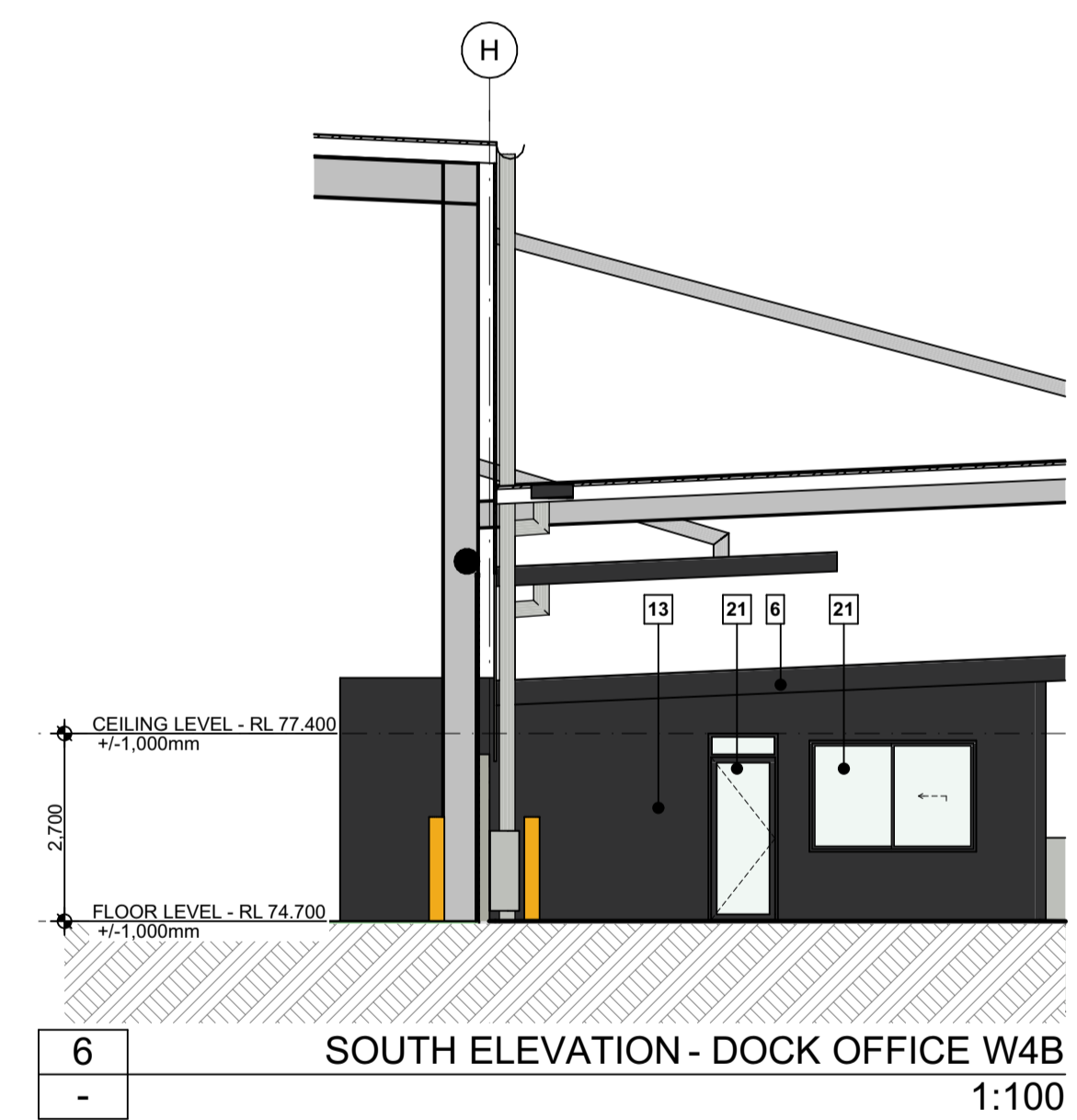
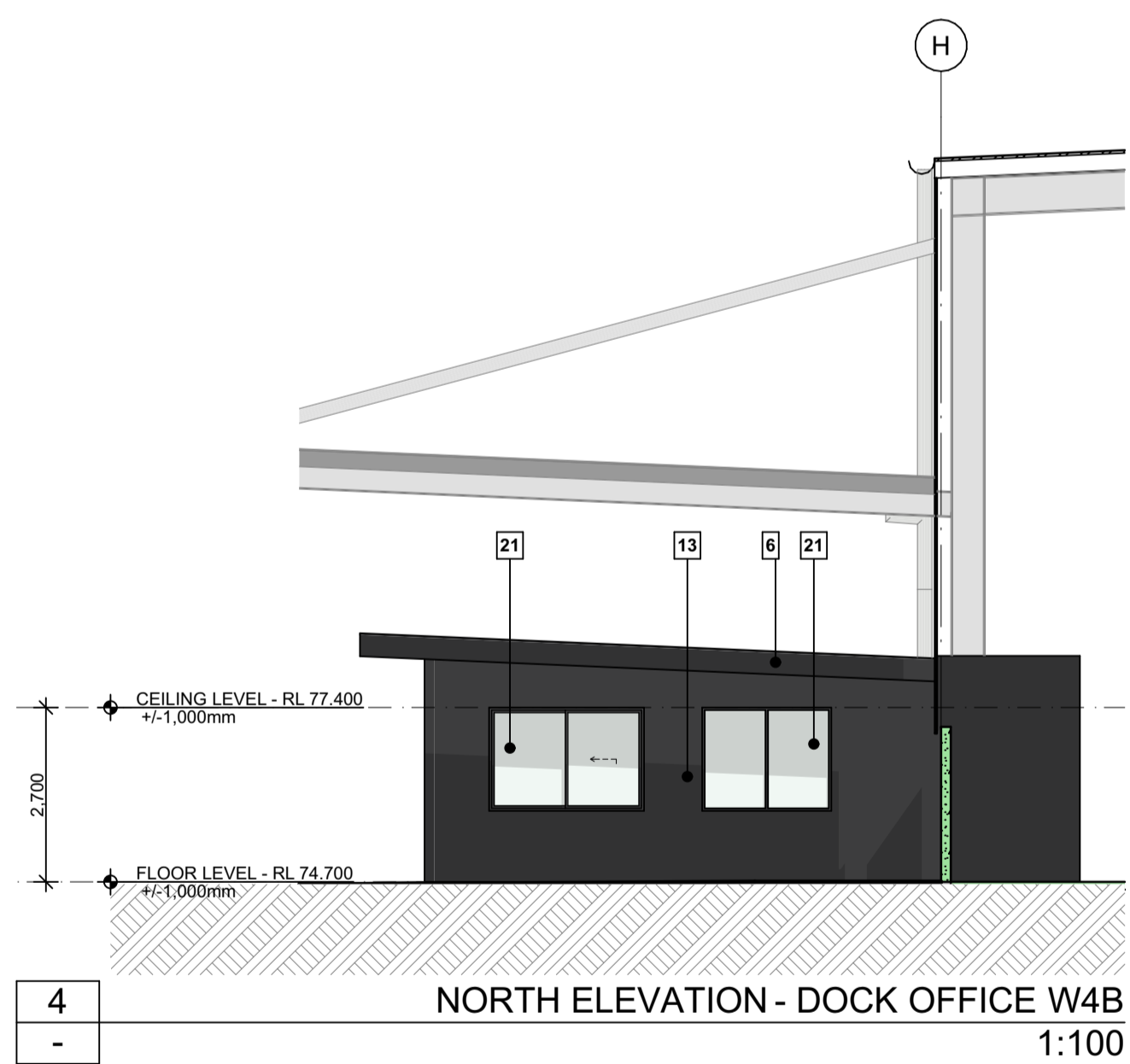
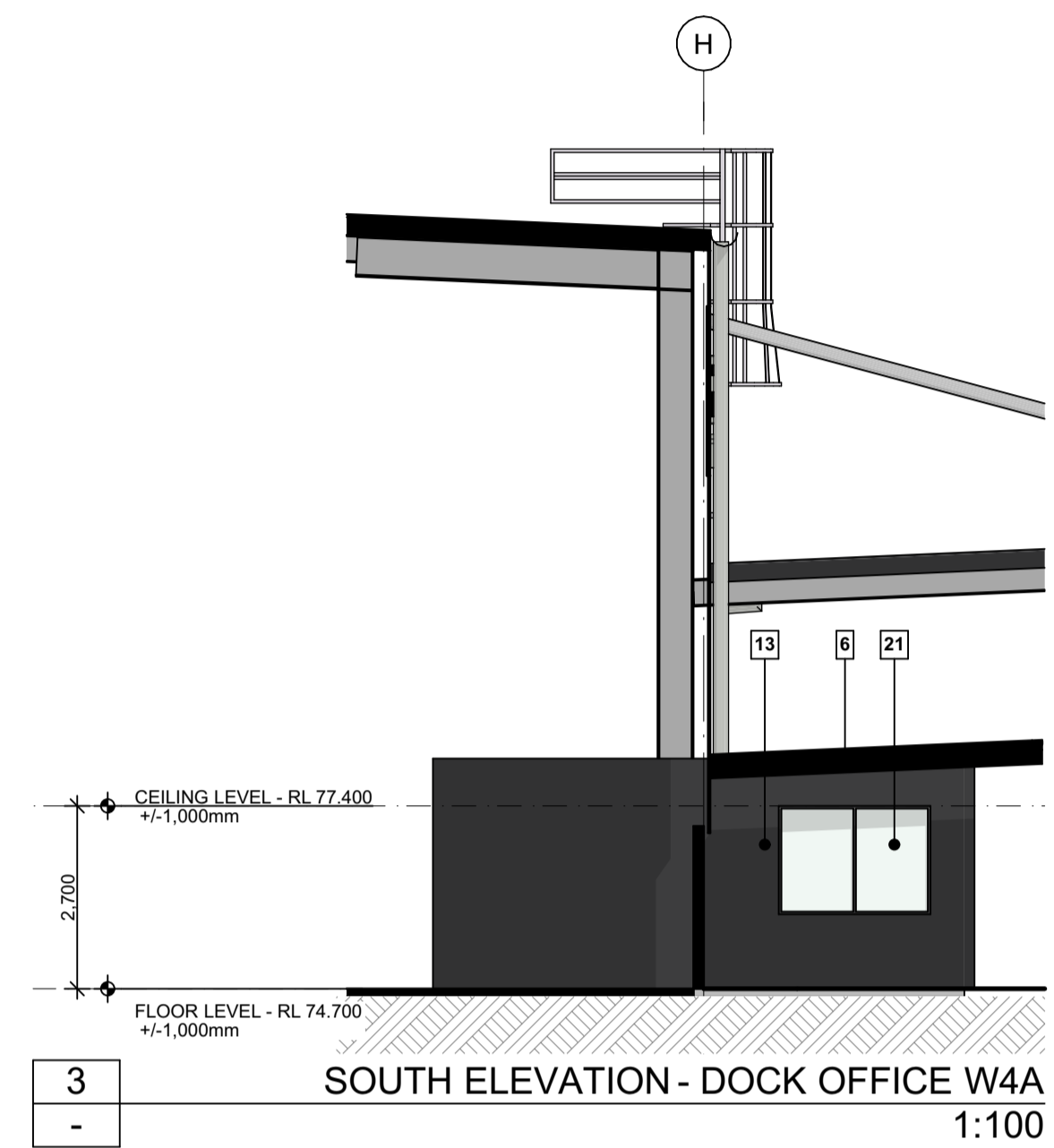
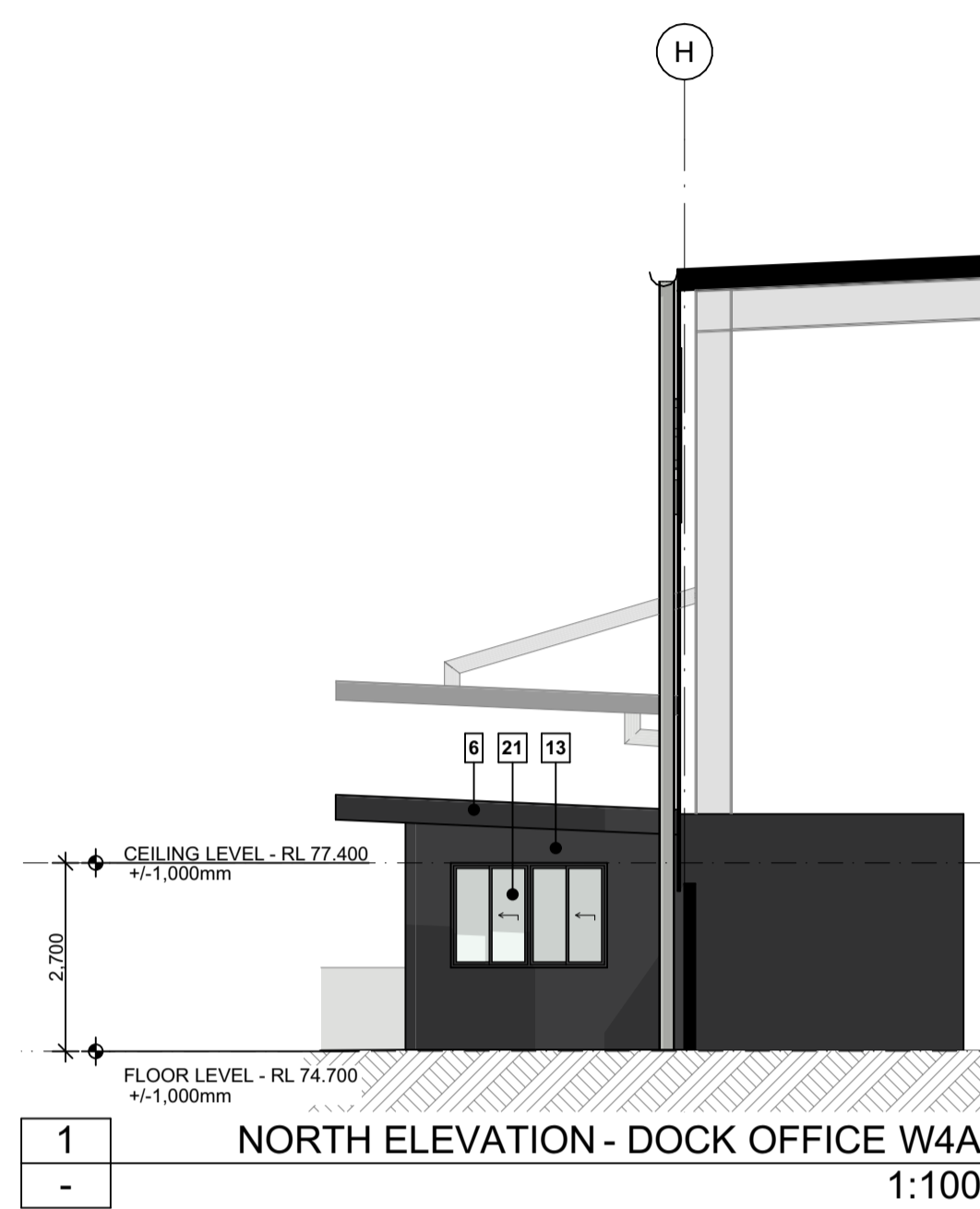
**FIFECAPITAL**

**DTA**  
ARCHITECTS  
suite 1109, 31 lasso road gregory hills nsw 2557  
t: +612 9601 1011 | e: admin@dtanet.au | w: www.dtanet.au

Project:	PROPOSED INDUSTRIAL WAREHOUSE DEVELOPMENT												
Address:	D.P 1285691 LOT E - 200 ALDINGTON ROAD KEMPS CREEK NSW 2178												
Dwg Name:	ELEVATIONS - MAIN OFFICE W4B												
CAD File:	BIMcloud: TeamWorkPC - BIMcloud Basic for Archicad 272025 011.FIFEL.dwg	Scale:	1:100	Drawn:	MS	Print Date:	17/09/2025	Job No.:	2025.011	Drawing No.:	DA17	Revision:	P2

**FINISHES KEY:**

- zincalume "klip-lok" metal roof sheeting
- warehouse capping - monument
- awning fascia - monument
- eaves gutter - monument
- downpipes/protectors (warehouse) - shale grey
- office fascia - monument
- roller shutter doors - monument
- colorbond "trimdek" metal wall cladding - monument
- colorbond "trimdek" metal wall cladding - surfmist
- colorbond "trimdek" metal wall cladding - dune
- colorbond "trimdek" metal wall cladding - red manor
- colorbond "trimdek" metal wall cladding - deep ocean
- precast concrete - paint finish - monument
- colourbond longline - dover white
- colourbond longline - monument
- solid aluminium cladding - white
- solid aluminium cladding - dark white
- colorbond downpipes (office) - monument
- concrete column paint finish - light grey
- awning steel structure galvanised finish
- aluminium window frame powdercoat - monument



1. DO NOT SCALE FROM DRAWINGS. USE WRITTEN DIMENSIONS ONLY.  
 2. BUILDER TO CHECK & VERIFY ALL DIMENSIONS & LEVELS PRIOR TO COMMENCEMENT OF WORK.  
 3. IT IS THE OWNERS RESPONSIBILITY TO ENSURE THAT THE ENGINEER HAS INVESTIGATED SUBSOIL CONDITIONS & DESIGNED ALL STRUCTURAL ELEMENTS TO SUIT.  
 4. THE DESIGN & DETAILS CONTAINED ON THIS DRAWING IS SUPPLIED IN CONFIDENCE & IS NOT TO BE USED FOR ANY OTHER PURPOSE, EXCEPT THAT AUTHORISED BY DTA ARCHITECTS  
 © COPYRIGHT - DTA ARCHITECTS

Revision	Amendment
01	Preliminary Issue

Date	Dwn	Chk
17/09/2025		

Project North:

Client:

**FIFECAPITAL**

**DTA**  
ARCHITECTS

suite 1109, 31 1asso road gregory hills nsw 2557  
 t: +612 9601 1011 | e: admin@dtanet.au | w: www.dtanet.au

Project: PROPOSED INDUSTRIAL WAREHOUSE DEVELOPMENT

Address: D.P 1285691  
 LOT E - 200 ALDINGTON ROAD KEMPS CREEK NSW 2178


Dwg Name: ELEVATIONS - DOCK OFFICES

CAD File: BIMcloud; TeamWorkPC; BIMcloud Basic for Archicad 272025 011.FIFEL.rvt; KempCreek.DA01

Nominated Architect	Scale:	Drawn:	Print Date:	Job No.	Drawing No.	Revision
Daniel Donai NSW ARB No. 9068	As shown @ A1	MS	17/09/2025	2025.011	DA18	01



WAREHOUSE W4A



WAREHOUSE W4A

1. DO NOT SCALE FROM DRAWINGS. USE WRITTEN DIMENSIONS ONLY.  
 2. BUILDER TO CHECK & VERIFY ALL DIMENSIONS & LEVELS PRIOR TO COMMENCEMENT OF WORK.  
 3. IT IS THE OWNERS RESPONSIBILITY TO ENSURE THAT THE ENGINEER HAS INVESTIGATED SUBSOIL CONDITIONS & DESIGNED ALL STRUCTURAL ELEMENTS TO SUIT.  
 4. THE DESIGN & DETAILS CONTAINED ON THIS DRAWING IS SUPPLIED IN CONFIDENCE & IS NOT TO BE USED FOR ANY OTHER PURPOSE, EXCEPT THAT AUTHORISED BY DTA ARCHITECTS  
 © COPYRIGHT - DTA ARCHITECTS

Revision	Amendment	Date	Dwn	Chk
P1	Preliminary Issue	8/08/2025		
P2	Preliminary Issue	17/09/2025		
P3	Preliminary Issue	4/03/2026		

Project North:

Client:

**FIFECAPITAL**

**DTA**  
 ARCHITECTS

suite 1109, 31 1asso road gregory hills nsw 2557  
 t: +612 9601 1011 | e: admin@dtanet.au | w: www.dtanet.au

Project: **PROPOSED INDUSTRIAL WAREHOUSE DEVELOPMENT**

Address: **D.P 1285691  
 LOT E - 200 ALDINGTON ROAD KEMPS CREEK NSW 2178**

Dwg Name: **PERSPECTIVES**

CAD File: S:\Data\2025\011 FIFE Lot E 200 Aldington Kemps Creek\3 Design\3.2 DA\2025.011 FIFE Lot E KempsCreek.DWG2.dwg		Scale:	Drawn:	Print Date:	Job No.	Drawing No.	Revision
Nominated Architect   Daniel Donal NSW ARB No. 9068	ARBV No. 19868 Member Australian Institute of Architects		MS	4/03/2026	<b>2025.011</b>	<b>DA19</b>	<b>P3</b>



WAREHOUSE W4B



WAREHOUSE W4B

1. DO NOT SCALE FROM DRAWINGS. USE WRITTEN DIMENSIONS ONLY.  
 2. BUILDER TO CHECK & VERIFY ALL DIMENSIONS & LEVELS PRIOR TO COMMENCEMENT OF WORK.  
 3. IT IS THE OWNERS RESPONSIBILITY TO ENSURE THAT THE ENGINEER HAS INVESTIGATED SUBSOIL CONDITIONS & DESIGNED ALL STRUCTURAL ELEMENTS TO SUIT.  
 4. THE DESIGN & DETAILS CONTAINED ON THIS DRAWING IS SUPPLIED IN CONFIDENCE & IS NOT TO BE USED FOR ANY OTHER PURPOSE, EXCEPT THAT AUTHORISED BY DTA ARCHITECTS  
 © COPYRIGHT - DTA ARCHITECTS

Revision	Amendment	Date	Dwn	Chk
01	Preliminary Issue	17/09/2025		
P2	Preliminary Issue	4/03/2026		

Project North:

Client:

**FIFECAPITAL**

**DTA**  
 ARCHITECTS


suite 1109, 31 1asso road gregory hills nsw 2557  
 t: +612 9601 1011 | e: admin@dtanet.au | w: www.dtanet.au

Project: **PROPOSED INDUSTRIAL WAREHOUSE DEVELOPMENT**

Address: **D.P 1285691  
 LOT E - 200 ALDINGTON ROAD KEMPS CREEK NSW 2178**

Dwg Name: **PERSPECTIVES**

CAD File: S:\Data\2025\011 FIFE Lot E 200 Aldington Kemps Creek\3.2 DA\2025.011 FIFE Lot E KempsCreek.DWG.dwg	Scale:	Drawn:	Print Date:	Job No.	Drawing No.	Revision
Nominated Architect   Daniel Donal NSW ARB No. 9068   ARBV No. 19868	MS	4/03/2026	2025.011	DA20	P2	



WAREHOUSE W4A - ALDINGTON ROAD



WAREHOUSE W4A - ALDINGTON

1. DO NOT SCALE FROM DRAWINGS. USE WRITTEN DIMENSIONS ONLY.  
 2. BUILDER TO CHECK & VERIFY ALL DIMENSIONS & LEVELS PRIOR TO COMMENCEMENT OF WORK.  
 3. IT IS THE OWNERS RESPONSIBILITY TO ENSURE THAT THE ENGINEER HAS INVESTIGATED SUBSOIL CONDITIONS & DESIGNED ALL STRUCTURAL ELEMENTS TO SUIT.  
 4. THE DESIGN & DETAILS CONTAINED ON THIS DRAWING IS SUPPLIED IN CONFIDENCE & IS NOT TO BE USED FOR ANY OTHER PURPOSE, EXCEPT THAT AUTHORISED BY DTA ARCHITECTS  
 © COPYRIGHT - DTA ARCHITECTS

Revision	Amendment	Date	Dwn	Chk
P1	Preliminary Issue	4/03/2026		

Project North:

Client:

**FIFECAPITAL**

**DTA**  
 ARCHITECTS

suite 1109, 31 1asso road gregory hills nsw 2557  
 t: +612 9601 1011 | e: admin@dtanet.au | w: www.dtanet.au

Project: **PROPOSED INDUSTRIAL WAREHOUSE DEVELOPMENT**

Address: **D.P 1285691  
 LOT E - 200 ALDINGTON ROAD KEMPS CREEK NSW 2178**

Dwg Name: **PERSPECTIVES**

CAD File:	Scale:	Drawn:	Print Date:	Job No.	Drawing No.	Revision
S:\Data\2025\2025.011 FIFE Lot E 200 Aldington Kemps Creek\3. Design\3.2 DA\2025.011 FIFE Lot E KempsCreek.DWG2.dwg		MS	4/03/2026	<b>2025.011</b>	<b>DA21</b>	<b>P1</b>