

42 Honeysuckle Drive Cottage Creek Precinct, Newcastle Architectural Drawings

Drawing List			
Sheet Number	Sheet Name	Sheet Subset	Current Revision
A00 Cover			
A00.000	Title Page	A00 Cover	A
A01 Site plan			
A01.001	Site Plan	A01 Site plan	A
A03 General arrangement plans			
A03.101	Ground Floor Plan	A03 General arrangement plans	A
A03.102	Level 1 Plan	A03 General arrangement plans	A
A03.103	Level 2 Plan	A03 General arrangement plans	A
A03.104	Level 3 Plan	A03 General arrangement plans	A
A03.105	Level 4 Plan	A03 General arrangement plans	A
A03.106	Level 5 Parking	A03 General arrangement plans	A
A03.107	Level 5 Plan	A03 General arrangement plans	A
A03.108	Level 6 Plan	A03 General arrangement plans	A
A03.109	Level 7 Plan	A03 General arrangement plans	A
A03.110	Level 8 Plan	A03 General arrangement plans	A
A03.111	Roof Plan	A03 General arrangement plans	A
A04 Sun Studies			
A04.001	Solar Analysis	A04 Sun Studies	A
A04.002	Shadow Diagrams Winter Solstice June 21	A04 Sun Studies	A
A04.003	Shadow Diagrams - Equinox - March 21 & September 22	A04 Sun Studies	A
A05 Area Plans			
A05.001	GFA Plans	A05 Area Plans	A
A07 External elevations			
A07.001	North Elevation	A07 External elevations	A
A07.002	West Elevation	A07 External elevations	A
A07.003	South Elevation	A07 External elevations	A
A07.004	East Elevation	A07 External elevations	A
A11 Sections			
A11.001	Section East-West	A11 Sections	A
A11.002	Section North-South	A11 Sections	A
A13 Plan details			
A13.001	Apartment Types 1 of 2	A13 Plan details	A
A13.002	Apartment Types 2 of 2	A13 Plan details	A
A15 Basix			
A15.105	Level 5 Plan Basix	A15 Basix	
A15.106	Level 6 Plan Basix	A15 Basix	
A15.107	Level 7 Plan Basix	A15 Basix	
A15.108	Level 8 Plan Basix	A15 Basix	



42 Honeysuckle Drive
42 Honeysuckle Drive, Newcastle

Cover
Title Page



Check all dimensions and site conditions prior to commencement of any work, the purchase or ordering of any materials, fittings, plant, services or equipment and the preparation of shop drawings and/or the fabrication of any components.
Do not scale drawings - refer to figured dimensions only. Any discrepancies shall immediately be referred to the architect for clarification.
All drawings may not be reproduced or distributed without prior permission from the architect.

Revision	Date	Description	Initial	Checked
A	27/09/17	DA Draft	DOMA	BS

Scale	1:150 @ A1	1:300 @ A3
Drawn	M. de Jong	Checked V. Gareri
Project no.	s12109	
Status	DA	
Plot Date	27/10/2017 12:11:18 PM	
Plot File	\\liv-vfp-01\home\GAV\Documents\42HONEYSUCKLEDRIE_BS_ARCH_DA_GAV.rvt	
Drawing no.	A00.000	Revision A

Melbourne 1 Nicholson Street
Melbourne VIC 3000 Australia
T 03 8664 6200 F 03 8664 6300
email mel@batesmart.com.au
http://www.batesmart.com.au

Sydney 43 Brisbane Street
Surry Hills NSW 2010 Australia
T 02 8354 5100 F 02 8354 5199
email syd@batesmart.com.au
http://www.batesmart.com.au

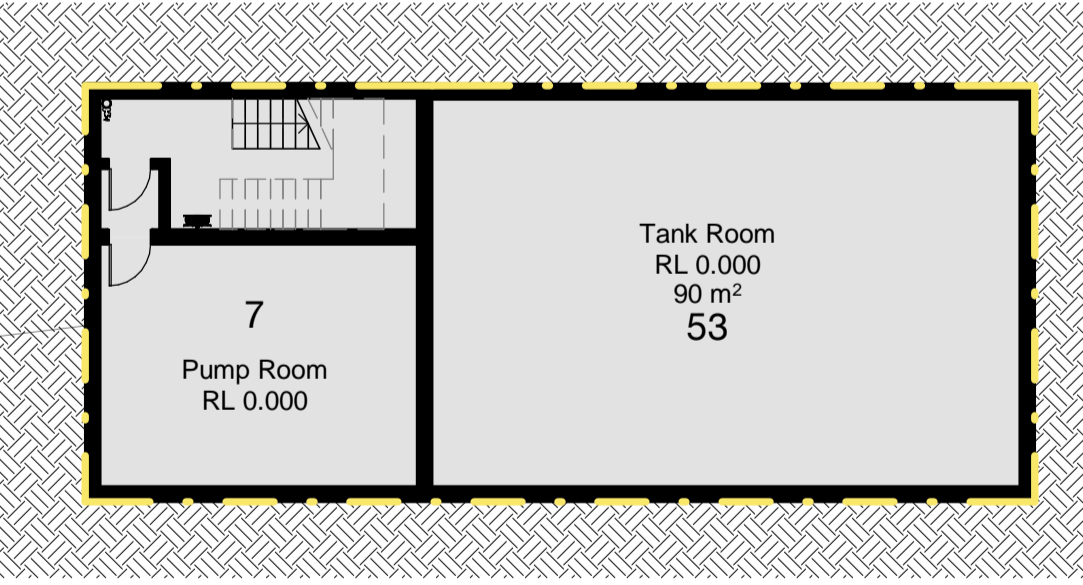
Bates Smart Pty Ltd ABN 70 004 999 400

BATESSMART

HONEYSUCKLE DR



- LEGEND**
- 1 Fire Hydrant 600x450mm
 - 2 Fire Hose Reel 900x450mm
 - 3 Fire Control Room 12sqm minimum
 - 4 Exhaust Riser Above 1000x500mm
 - 4 Hotel Fire Mimic (recessed in wall) 400x300mm
 - 6 Cold Water Meter 3000x800x800
 - 7 Subterranean fire tanks with pumps and pump controls
 - 8 Kitchen Exhaust Riser 1200x850
 - 9 Kitchen make-up riser 1200x850mm
 - 10 Building Distribution Room 3600W x 2100D
 - 11 Hydraulic Riser 850x600mm
 - 12 Main Hotel Communications room 4600x3200mm
 - 13 Building Distributor room 4000x1000mm
 - 14 Fire Hydrant recess 450x700mm
 - 15 Communications riser to above 300x150mm
 - 16 Cold Water Pump room 4000x2700mm
 - 17 Comms & Electrical Cupboard and Risers
 - 18 Main Switchroom 6000x4000mm
 - 19 Residential Fire Mimic panel 400x300mm
 - 20 Chamber Substation 2800x5600mm
 - 21 Gas Boundary Regulator 2000x1000x1300mm
 - 22 Secondary Gas Main 1050 kPa
 - 23 200 UPVC Water
 - 24 150 UPVC Sewer
 - 25 Subterranean Fire Pumps and Fire Tanks
 - 26 Stairwell pressurisation shaft/fan room 2300x1900mm
 - 27 Electrical distribution board servicing 650x500mm
 - 28 Stairwell pressurisation shaft/fan room 2300x1900mm
 - 30 Electrical meter cupboard 1200x500mm
 - 31 Communications riser below
 - 32 Provide wall wetting sprinklers to louvers
 - 33 Hotel communications riser 300x150mm
 - 34 Hotel communications rack 1200x1200mm
 - 35 Condenser plant for hotel common area
 - 36 MSSB
 - 37 Exhaust riser 1000x500mm
 - 38 Stairwell pressurisation shaft/fan room 2200x650mm
 - 39 Stairwell pressurisation relief air riser 2000x1600mm
 - 40 Electrical cable riser to above 1000x200mm
 - 41 Condensers
 - 42 Open Stairwell
 - 43 Residential Storage Cages
 - 44 Fire hydrant recess 700x450mm
 - 45 Hot water riser 200x200mm
 - 46 Hotel hot water plant 2200x3200mm
 - 47 Residential hot water plant 2200x3200mm
 - 48 Gas Boundary Regulator Below 222Wx1000Dx1300H
 - 49 Fire Booster
 - 50 Hotel Fire Mimic
 - 51 Condensers
 - 52 Electrical Distribution Board
 - 53 Pump Room
 - 54 Condenser plant for hotel common area
 - 55 Carpark Electrical distrib. board with riser 800Wx500D
 - 56 Refrigerant pipework riser 1050 x 1000
 - 57 Two Condensers platforms for 52 condensers serving levels 5-8 apartments, 11400 x 6400



-1 Basement 1:150

42 Honeysuckle Drive
42 Honeysuckle Drive, Newcastle

Ground Floor Plan

Revision	Date	Description	Initial	Checked
A	27/09/17	DA Draft	DOMA	BS

Check all dimensions and site conditions prior to commencement of any work, the purchase or ordering of any materials, fittings, plant, services or equipment and the preparation of shop drawings and or the fabrication of any components.
Do not scale drawings - refer to figured dimensions only. Any discrepancies shall immediately be referred to the architect for clarification.
All drawings may not be reproduced or distributed without prior permission from the architect.

Scale	1:150 @ A1	1:300 @ A3
Drawn	MDJ	Checked VG
Project no.	s12109	
Status	DA	
Plot Date	20/11/2017 12:01:33 PM	
Plot File	\\vfp-01\home\GAV\Documents\42HONEYSUCKLEDRIVE_BS_ARCH_DA_GAV.rvt	
Drawing no.	A03.101	Revision A

Melbourne 1 Nicholson Street
Melbourne VIC 3000 Australia
T 03 8664 6200 F 03 8664 6300
email mel@batesmart.com.au
http://www.batesmart.com.au

Sydney 43 Brisbane Street
Surry Hills NSW 2010 Australia
T 02 8354 5100 F 02 8354 5199
email syd@batesmart.com.au
http://www.batesmart.com.au

Bates Smart Pty Ltd ABN 70 004 999 400





- LEGEND**
- 1 Fire Hydrant 600x450mm
 - 2 Fire Hose Reel 900x450mm
 - 3 Fire Control Room 12sqm minimum
 - 4 Exhaust Riser Above 1000x500mm
 - 5 Hotel Fire Mimic (recessed in wall) 400x300mm
 - 6 Cold Water Meter 3000x800x800
 - 7 Subterrain fire tanks with pumps and pump controls
 - 8 Kitchen Exhaust Riser 1200x850
 - 9 Kitchen make-up riser 1200x850mm
 - 10 Building Distribution Room 3600W x 2100D
 - 11 Hydraulic Riser 850x600mm
 - 12 Main Hotel Communications room 4600x3200mm
 - 13 Building Distributor room 4000x1000mm
 - 14 Fire Hydrant recess 450x700mm
 - 15 Communications riser to above 300x150mm
 - 16 Cold Water Pump room 4000x2700mm
 - 17 Comms & Electrical Cupboard and Risers
 - 18 Main Switchroom 6000x4000mm
 - 19 Residential Fire Mimic panel 400x300mm
 - 20 Chamber Substation 2800x5600mm
 - 21 Gas Boundary Regulator 2000x1000x1300mm
 - 22 Secondary Gas Main 1050 kPa
 - 23 200 UPVC Water
 - 24 150 UPVC Sewer
 - 25 Subterrain Fire Pumps and Fire Tanks
 - 26 Stairwell pressurisation shaft/fan room 2300x1900mm
 - 27 Electrical distribution board servicing 650x500mm
 - 28 Stairwell pressurisation shaft/fan room 2300x1900mm
 - 29 Hydraulic riser 200x700mm
 - 30 Electrical meter cupboard 1200x500mm
 - 31 Communications riser below
 - 32 Provide wall wetting sprinklers to louvers
 - 33 Hotel communications riser 300x150mm
 - 34 Hotel communications rack 1200x1200mm
 - 35 Condenser plant for hotel common area
 - 36 MSSB
 - 37 Exhaust riser 1000x500mm
 - 38 Stairwell pressurisation shaft/fan room 2200x650mm
 - 39 Stairwell pressurisation relief air riser 2000x1600mm
 - 40 Electrical cable riser to above 1000x200mm
 - 41 Condensers
 - 42 Open Stairwell
 - 43 Residential Storage Cages
 - 44 Fire hydrant recess 700x450mm
 - 45 Hot water riser 200x200mm
 - 46 Hotel hot water plant 2200x3200mm
 - 47 Residential hot water plant 2200x3200mm
 - 48 Gas Boundary Regulator Below 222Wx1000Dx1300H
 - 49 Fire Booster
 - 50 Hotel Fire Mimic
 - 51 Condensers
 - 52 Electrical Distribution Board
 - 53 Pump Room
 - 54 Condenser plant for hotel common area
 - 55 Carpark Electrical distrib. board with riser 800Wx500D
 - 56 Refrigerant pipework riser 1050 x 1000
 - 57 Two Condensers platforms for 52 condensers serving levels 5-8 apartments, 11400 x 6400

Note: Room No. 01.32 Accessible

42 Honeysuckle Drive
42 Honeysuckle Drive, Newcastle

Level 1 Plan

Scale	1 : 150 @ A1	1:300 @ A3
Drawn	MDJ	Checked VG
Project no.	s12109	
Status	DA	
Plot Date	20/11/2017 12:01:26 PM	
Plot File	\\liv-vfp-01\home\GAV\Documents\42HONEYSUCKLEDRIE_BS_ARCH_DA_GAV.rvt	
Drawing no.	A03.102	Revision A

Melbourne 1 Nicholson Street
Melbourne VIC 3000 Australia
T 02 8664 6200 F 03 8664 6300
email mel@batesmart.com.au
http://www.batesmart.com.au

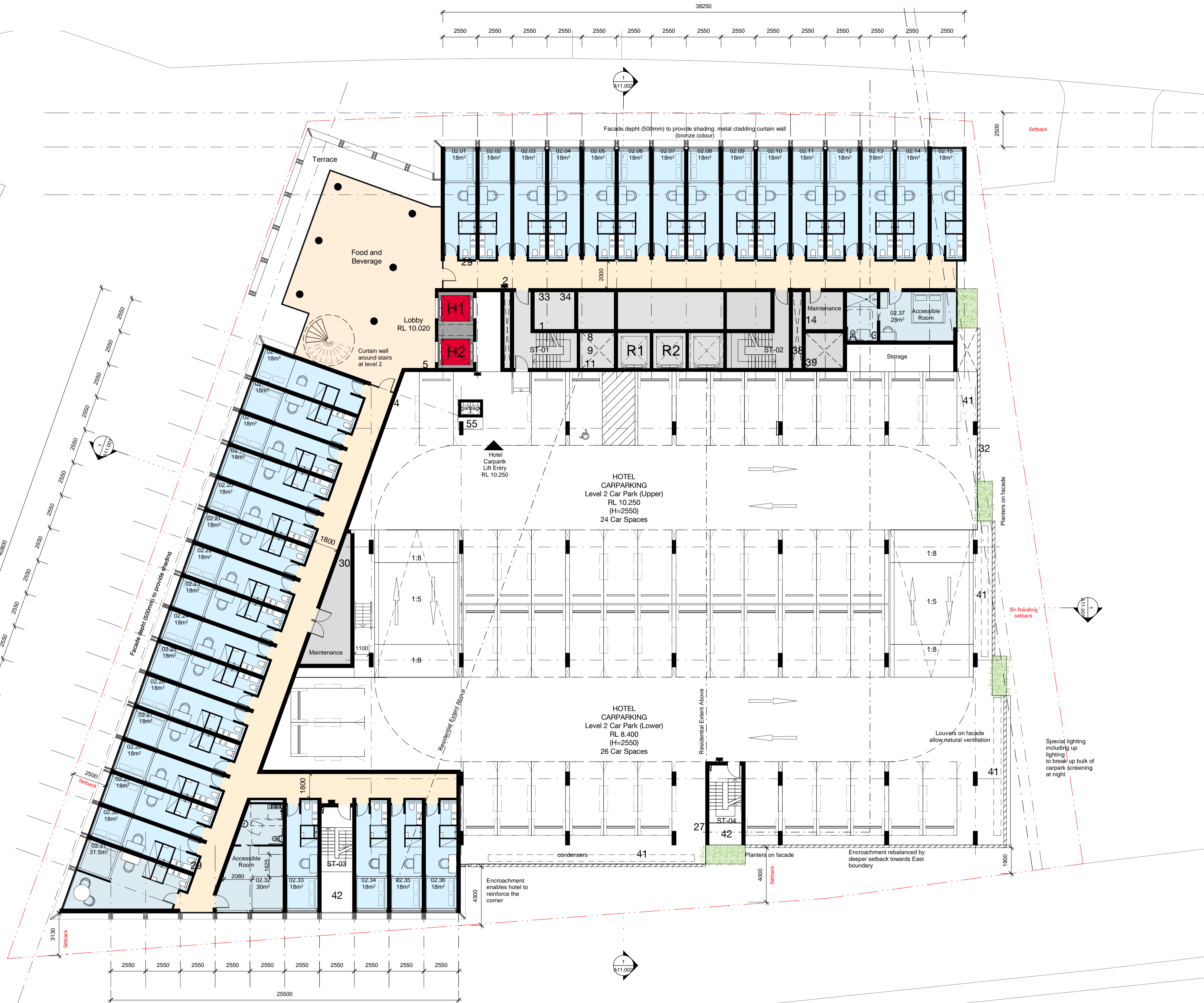
Sydney 43 Brisbane Street
Surry Hills NSW 2010 Australia
T 02 8354 5100 F 02 8354 5199
email syd@batesmart.com.au
http://www.batesmart.com.au

Bates Smart Pty Ltd ABN 70 004 999 400

BATESSMART

A	27/09/17	DA Draft	DOMA	BS
Revision	Date	Description	Initial	Checked

Check all dimensions and site conditions prior to commencement of any work, the purchase or ordering of any materials, fittings, plant, services or equipment and the preparation of shop drawings and/or the fabrication of any components.
Do not scale drawings - refer to figured dimensions only. Any discrepancies shall immediately be referred to the architect for clarification.
All drawings may not be reproduced or distributed without prior permission from the architect.




- LEGEND**
- 1 Fire Hydrant 600x450mm
 - 2 Fire Hose Reel 900x450mm
 - 3 Fire Control Room 12sqm minimum
 - 4 Exhaust Riser Above 1000x500mm
 - 5 Hotel Fire Mimic (recessed in wall) 400x300mm
 - 6 Cold Water Meter 3000x800x800
 - 7 Subterrain fire tanks with pumps and pump controls
 - 8 Kitchen Exhaust Riser 1200x850
 - 9 Kitchen make-up riser 1200x850mm
 - 10 Building Distribution Room 3600W x 2100D
 - 11 Hydraulic Riser 850x600mm
 - 12 Main Hotel Communications room 4600x3200mm
 - 13 Building Distributor room 4000x1000mm
 - 14 Fire Hydrant recess 450x700mm
 - 15 Communications riser to above 300x150mm
 - 16 Cold Water Pump room 4000x27000mm
 - 17 Comms & Electrical Cupboard and Risers
 - 18 Main Switchroom 6000x4000mm
 - 19 Residential Fire Mimic panel 400x300mm
 - 20 Chamber Substation 2800x5600mm
 - 21 Gas Boundary Regulator 2000x1000x1300mm
 - 22 Secondary Gas Main 1050 kPa
 - 23 200 UPVC Water
 - 24 150 UPVC Sewer
 - 25 Subterrain Fire Pumps and Fire Tanks
 - 26 Stairwell pressurisation shaft/fan room 2300x1900mm
 - 27 Electrical distribution board servicing 650x500mm
 - 28 Stairwell pressurisation shaft/fan room 2300x1900mm
 - 29 Hydraulic riser 200x700mm
 - 30 Electrical meter cupboard 1200x500mm
 - 31 Communications riser below
 - 32 Provide wall wetting sprinklers to louvers
 - 33 Hotel communications riser 300x150mm
 - 34 Hotel communications rack 1200x1200mm
 - 35 Condenser plant for hotel common area
 - 36 MSSB
 - 37 Exhaust riser 1000x500mm
 - 38 Stairwell pressurisation shaft/fan room 2200x650mm
 - 39 Stairwell pressurisation relief air riser 2000x1600mm
 - 40 Electrical cable riser to above 1000x200mm
 - 41 Condensers
 - 42 Open Stairwell
 - 43 Residential Storage Cages
 - 44 Fire hydrant recess 700x450mm
 - 45 Hot water riser 200x200mm
 - 46 Hotel hot water plant 2200x3200mm
 - 47 Residential hot water plant 2200x3200mm
 - 48 Gas Boundary Regulator Below 222Wx1000Dx1300H
 - 49 Fire Booster
 - 50 Hotel Fire Mimic
 - 51 Condensers
 - 52 Electrical Distribution Board
 - 53 Pump Room
 - 54 Condenser plant for hotel common area
 - 55 Carpark Electrical distrib. board with riser 800Wx500D
 - 56 Refrigerant pipework riser 1050 x 1000
 - 57 Two Condensers platforms for 52 condensers serving levels 5-8 apartments, 11400 x 6400

Note: Room No. 02.32 Accessible

42 Honeysuckle Drive
42 Honeysuckle Drive, Newcastle

Level 2 Plan



Check all dimensions and site conditions prior to commencement of any work, the purchase or ordering of any materials, fittings, plant, services or equipment and the preparation of shop drawings and or the fabrication of any components.
Do not scale drawings - refer to figured dimensions only. Any discrepancies shall immediately be referred to the architect for clarification.
All drawings may not be reproduced or distributed without prior permission from the architect.

Revision	Date	Description	Initial	Checked
A	27/09/17	DA Draft	DOMA	BS

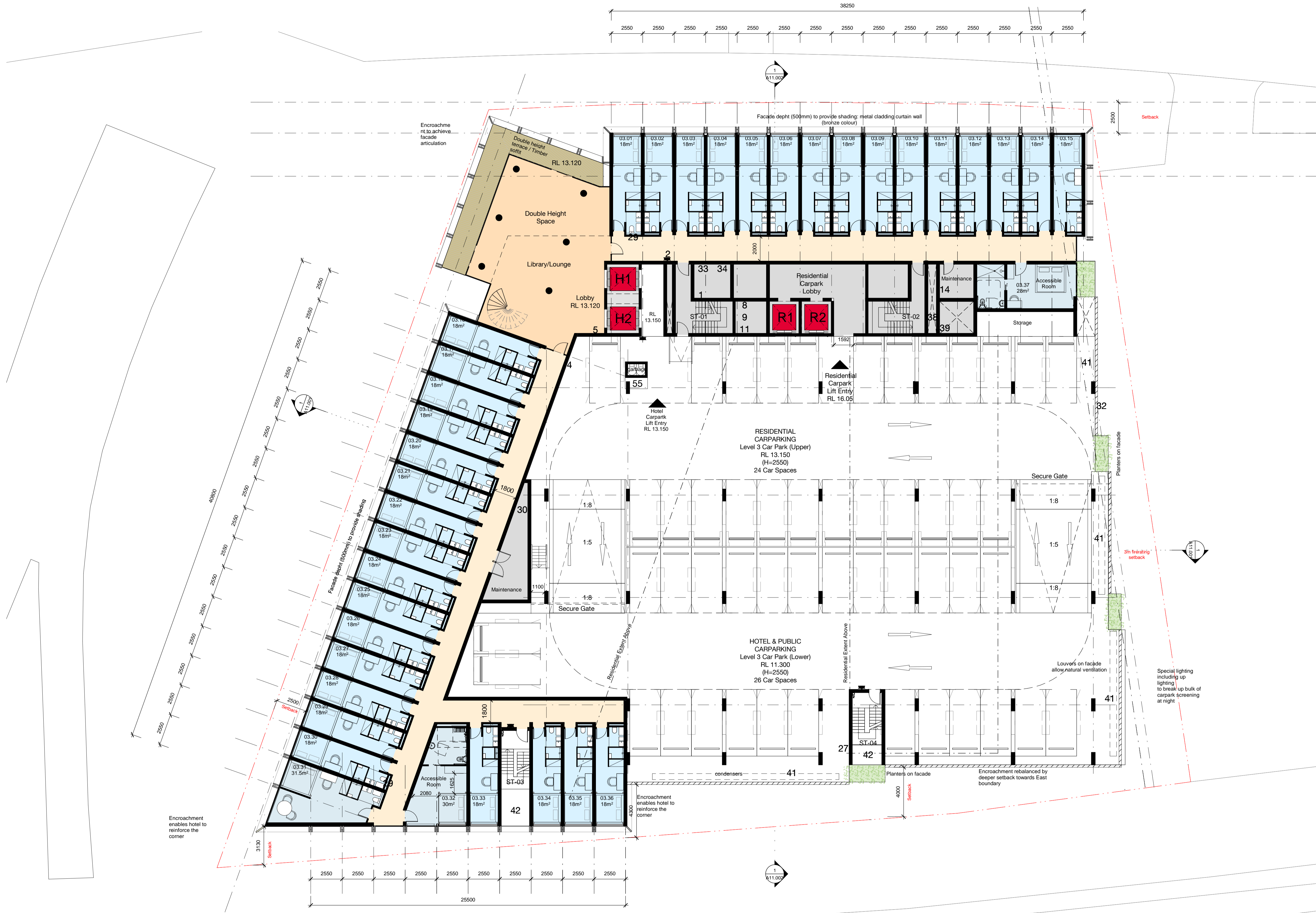
Scale	1 : 150 @ A1	1:300 @ A3
Drawn	MDJ	Checked VG
Project no.	s12109	
Status	DA	
Plot Date	20/11/2017 12:01:21 PM	
Plot File	\\liv-vfp-01\home\GAV\Documents\42HONEYSUCKLEDRIE_BS_ARCH_DA_GAV.rvt	
Drawing no.	A03.103	Revision A

Melbourne 1 Nicholson Street
Melbourne VIC 3000 Australia
T 03 8664 6200 F 03 8664 6300
email mel@batesmart.com.au
http://www.batesmart.com.au

Sydney 43 Brisbane Street
Surry Hills NSW 2010 Australia
T 02 8354 5100 F 02 8354 5199
email syd@batesmart.com.au
http://www.batesmart.com.au

Bates Smart Pty Ltd ABN 70 004 999 400






- LEGEND**
- 1 Fire Hydrant 600x450mm
 - 2 Fire Hose Reel 900x450mm
 - 3 Fire Control Room 12sqm minimum
 - 4 Exhaust Riser Above 1000x500mm
 - 5 Hotel Fire Mimic (recessed in wall) 400x300mm
 - 6 Cold Water Meter 3000x800x800
 - 7 Subterranean fire tanks with pumps and pump controls
 - 8 Kitchen Exhaust Riser 1200x850
 - 9 Kitchen make-up riser 1200x850mm
 - 10 Building Distribution Room 3600W x 2100D
 - 11 Hydraulic Riser 850x600mm
 - 12 Main Hotel Communications room 4600x3200mm
 - 13 Building Distributor room 4000x1000mm
 - 14 Fire Hydrant recess 450x700mm
 - 15 Communications riser to above 300x150mm
 - 16 Cold Water Pump room 4000x2700mm
 - 17 Comms & Electrical Cupboard and Risers
 - 18 Main Switchroom 6000x4000mm
 - 19 Residential Fire Mimic panel 400x300mm
 - 20 Chamber Substation 2800x5600mm
 - 21 Gas Boundary Regulator 2000x1000x1300mm
 - 22 Secondary Gas Main 1050 kPa
 - 23 200 UPVC Water
 - 24 150 UPVC Sewer
 - 25 Subterranean Fire Pumps and Fire Tanks
 - 26 Stairwell pressurisation shaft/fan room 2300x1900mm
 - 27 Electrical distribution board servicing 650x500mm
 - 28 Stairwell pressurisation shaft/fan room 2300x1900mm
 - 29 Hydraulic riser 200x700mm
 - 30 Electrical meter cupboard 1200x500mm
 - 31 Communications riser below
 - 32 Provide wall wetting sprinklers to louvers
 - 33 Hotel communications riser 300x150mm
 - 34 Hotel communications rack 1200x1200mm
 - 35 Condenser plant for hotel common area
 - 36 MSSB
 - 37 Exhaust riser 1000x500mm
 - 38 Stairwell pressurisation shaft/fan room 2200x650mm
 - 39 Stairwell pressurisation relief air riser 2000x1600mm
 - 40 Electrical cable riser to above 1000x200mm
 - 41 Condensers
 - 42 Open Stairwell
 - 43 Residential Storage Cages
 - 44 Fire hydrant recess 700x450mm
 - 45 Hot water riser 200x200mm
 - 46 Hotel hot water plant 2200x3200mm
 - 47 Residential hot water plant 2200x3200mm
 - 48 Gas Boundary Regulator Below 222Wx1000Dx1300H
 - 49 Fire Booster
 - 50 Hotel Fire Mimic
 - 51 Condensers
 - 52 Electrical Distribution Board
 - 53 Pump Room
 - 54 Condenser plant for hotel common area
 - 55 Carpark Electrical distrib. board with riser 800Wx500D
 - 56 Refrigerant pipework riser 1050 x 1000
 - 57 Two Condensers platforms for 52 condensers serving levels 5-8 apartments, 11400 x 6400

Note: Room No. 03.32 Accessible

42 Honeysuckle Drive
42 Honeysuckle Drive, Newcastle

Level 3 Plan



Check all dimensions and site conditions prior to commencement of any work, the purchase or ordering of any materials, fittings, plant, services or equipment and the preparation of shop drawings and/or the fabrication of any components.
Do not scale drawings - refer to figured dimensions only. Any discrepancies shall immediately be referred to the architect for clarification.
All drawings may not be reproduced or distributed without prior permission from the architect.

Revision	Date	Description	Initial	Checked
A	27/09/17	DA Draft	DOMA	BS

Scale	1 : 150 @ A1	1:300 @ A3
Drawn	MDJ	Checked VG
Project no.	s12109	
Status	DA	
Plot Date	20/11/2017 12:16:38 PM	
Plot File	\\liv-vfp-01\home\GAV\Documents\42HONEYSUCKLEDRIE_BS_ARCH_DA_GAV.rvt	
Drawing no.	A03.104	Revision A

Melbourne 1 Nicholson Street
Melbourne VIC 3000 Australia
T 02 8664 6200 F 03 8664 6300
email mel@batesmart.com.au
http://www.batesmart.com.au

Sydney 43 Brisbane Street
Surry Hills NSW 2010 Australia
T 02 8354 5100 F 02 8354 5199
email syd@batesmart.com.au
http://www.batesmart.com.au

Bates Smart Pty Ltd ABN 70 004 999 400






- LEGEND**
- 1 Fire Hydrant 600x450mm
 - 2 Fire Hose Reel 900x450mm
 - 3 Fire Control Room 12sqm minimum
 - 4 Exhaust Riser Above 1000x500mm
 - 5 Hotel Fire Mimic (recessed in wall) 400x300mm
 - 6 Cold Water Meter 3000x800x800
 - 7 Subterrain fire tanks with pumps and pump controls
 - 8 Kitchen Exhaust Riser 1200x850
 - 9 Kitchen make-up riser 1200x850mm
 - 10 Building Distribution Room 3600W x 2100D
 - 11 Hydraulic Riser 850x600mm
 - 12 Main Hotel Communications room 4600x3200mm
 - 13 Building Distributor room 4000x1000mm
 - 14 Fire Hydrant recess 450x700mm
 - 15 Communications riser to above 300x150mm
 - 16 Cold Water Pump room 4000x2700mm
 - 17 Comms & Electrical Cupboard and Risers
 - 18 Main Switchroom 6000x4000mm
 - 19 Residential Fire Mimic panel 400x300mm
 - 20 Chamber Substation 2800x5600mm
 - 21 Gas Boundary Regulator 2000x1000x1300mm
 - 22 Secondary Gas Main 1050 kPa
 - 23 200 UPVC Water
 - 24 150 UPVC Sewer
 - 25 Subterrain Fire Pumps and Fire Tanks
 - 26 Stairwell pressurisation shaft/fan room 2300x1900mm
 - 27 Electrical distribution board servicing 650x500mm
 - 28 Stairwell pressurisation shaft/fan room 2300x1900mm
 - 29 Hydraulic riser 200x700mm
 - 30 Electrical meter cupboard 1200x500mm
 - 31 Communications riser below
 - 32 Provide wall wetting sprinklers to louvers
 - 33 Hotel communications riser 300x150mm
 - 34 Hotel communications rack 1200x1200mm
 - 35 Condenser plant for hotel common area
 - 36 MSSB
 - 37 Exhaust riser 1000x500mm
 - 38 Stairwell pressurisation shaft/fan room 2200x650mm
 - 39 Stairwell pressurisation relief air riser 2000x1600mm
 - 40 Electrical cable riser to above 1000x200mm
 - 41 Condensers
 - 42 Open Stairwell
 - 43 Residential Storage Cages
 - 44 Fire hydrant recess 700x450mm
 - 45 Hot water riser 200x200mm
 - 46 Hotel hot water plant 2200x3200mm
 - 47 Residential hot water plant 2200x3200mm
 - 48 Gas Boundary Regulator Below 222Wx1000Dx1300H
 - 49 Fire Booster
 - 50 Hotel Fire Mimic
 - 51 Condensers
 - 52 Electrical Distribution Board
 - 53 Pump Room
 - 54 Condenser plant for hotel common area
 - 55 Carpark Electrical distrib. board with riser 800Wx500D
 - 56 Refrigerant pipework riser 1050 x 1000
 - 57 Two Condensers platforms for 52 condensers serving levels 5-8 apartments, 11400 x 6400

Note: Room No. 04.32 Accessible

42 Honeysuckle Drive
42 Honeysuckle Drive, Newcastle

Level 4 Plan



Check all dimensions and site conditions prior to commencement of any work, the purchase or ordering of any materials, fittings, plant, services or equipment and the preparation of shop drawings and/or the fabrication of any components.
Do not scale drawings - refer to figured dimensions only. Any discrepancies shall immediately be referred to the architect for clarification.
All drawings may not be reproduced or distributed without prior permission from the architect.

Revision	Date	Description	Initial	Checked
A	27/09/17	DA Draft	DOMA	BS

Scale	1 : 150 @ A1	1:300 @ A3
Drawn	MDJ	Checked VG
Project no.	s12109	
Status	DA	
Plot Date	20/11/2017 12:01:12 PM	
Plot File	\\liv-vfp-01\home\GAV\Documents\42HONEYSUCKLEDRIE_BS_ARCH_DA_GAV.rvt	
Drawing no.	A03.105	Revision A

Melbourne 1 Nicholson Street
Melbourne VIC 3000 Australia
T 03 8664 6200 F 03 8664 6300
email mel@batesmart.com.au
http://www.batesmart.com.au

Sydney 43 Brisbane Street
Surry Hills NSW 2010 Australia
T 02 8354 5100 F 02 8354 5199
email syd@batesmart.com.au
http://www.batesmart.com.au

Bates Smart Pty Ltd ABN 70 004 999 400





- LEGEND**
- 1 Fire Hydrant 600x450mm
 - 2 Fire Hose Reel 900x450mm
 - 3 Fire Control Room 12sqm minimum
 - 4 Exhaust Riser Above 1000x500mm
 - 5 Hotel Fire Mimic (recessed in wall) 400x300mm
 - 6 Cold Water Meter 3000x800x800
 - 7 Subterranean fire tanks with pumps and pump controls
 - 8 Kitchen Exhaust Riser 1200x850
 - 9 Kitchen make-up riser 1200x850mm
 - 10 Building Distribution Room 3600W x 2100D
 - 11 Hydraulic Riser 850x600mm
 - 12 Main Hotel Communications room 4600x3200mm
 - 13 Building Distributor room 4000x1000mm
 - 14 Fire Hydrant recess 450x700mm
 - 15 Communications riser to above 300x150mm
 - 16 Cold Water Pump room 4000x2700mm
 - 17 Comms & Electrical Cupboard and Risers
 - 18 Main Switchroom 6000x4000mm
 - 19 Residential Fire Mimic panel 400x300mm
 - 20 Chamber Substation 2800x5600mm
 - 21 Gas Boundary Regulator 2000x1000x1300mm
 - 22 Secondary Gas Main 1050 kPa
 - 23 200 UPVC Water
 - 24 150 UPVC Sewer
 - 25 Subterranean Fire Pumps and Fire Tanks
 - 26 Stairwell pressurisation shaft/fan room 2300x1900mm
 - 27 Electrical pressurisation shaft/fan room 650x500mm
 - 28 Stairwell pressurisation shaft/fan room 2300x1900mm
 - 29 Hydraulic riser 200x700mm
 - 30 Electrical meter cupboard 1200x500mm
 - 31 Communications riser below
 - 32 Provide wall wetting sprinklers to louvers
 - 33 Hotel communications riser 300x150mm
 - 34 Hotel communications rack 1200x1200mm
 - 35 Condenser plant for hotel common area
 - 36 MSSB
 - 37 Exhaust riser 1000x500mm
 - 38 Stairwell pressurisation shaft/fan room 2200x650mm
 - 39 Stairwell pressurisation relief air riser 2000x1600mm
 - 40 Electrical cable riser to above 1000x200mm
 - 41 Condensers
 - 42 Open Stairwell
 - 43 Residential Storage Cages
 - 44 Fire hydrant recess 700x450mm
 - 45 Hot water riser 200x200mm
 - 46 Hotel hot water plant 2200x3200mm
 - 47 Residential hot water plant 2200x3200mm
 - 48 Gas Boundary Regulator Below 222Wx1000Dx1300H
 - 49 Fire Booster
 - 50 Hotel Fire Mimic
 - 51 Condensers
 - 52 Electrical Distribution Board
 - 53 Pump Room
 - 54 Condenser plant for hotel common area
 - 55 Carpark Electrical distrib. board with riser 800Wx500D
 - 56 Refrigerant pipework riser 1050 x 1000
 - 57 Two Condensers platforms for 52 condensers serving levels 5-8 apartments, 11400 x 6400

Note: Apartment 01 Accessible

42 Honeysuckle Drive
42 Honeysuckle Drive, Newcastle

Level 5 Plan

Revision	Date	Description	Initial	Checked
A	27/09/17	DA Draft	DOMA	BS

Check all dimensions and site conditions prior to commencement of any work, the purchase or ordering of any materials, fittings, plant, services or equipment and the preparation of shop drawings and or the fabrication of any components.
Do not scale drawings - refer to figured dimensions only. Any discrepancies shall immediately be referred to the architect for clarification.
All drawings may not be reproduced or distributed without prior permission from the architect.

Scale	1 : 150 @ A1	1:300 @ A3
Drawn	MDJ	Checked VG
Project no.	s12109	
Status	DA	
Plot Date	27/10/2017 12:12:05 PM	
Plot File	\\liv-vfp-01\home\GAV\Documents\42HONEYSUCKLEDRIE_BS_ARCH_DA_GAV.rvt	
Drawing no.	A03.107	Revision A

Melbourne 1 Nicholson Street
Melbourne VIC 3000 Australia
T 03 8664 6200 F 03 8664 6300
email mel@batesmart.com.au
http://www.batesmart.com.au

Sydney 43 Brisbane Street
Surry Hills NSW 2010 Australia
T 02 8354 5100 F 02 8354 5199
email syd@batesmart.com.au
http://www.batesmart.com.au

Bates Smart Pty Ltd ABN 70 004 999 400





- LEGEND**
- 1 Fire Hydrant 600x450mm
 - 2 Fire Hose Reel 900x450mm
 - 3 Fire Control Room 12sqm minimum
 - 4 Exhaust Riser Above 1000x500mm
 - 5 Hotel Fire Mimic (recessed in wall) 400x300mm
 - 6 Cold Water Meter 3000x800x800
 - 7 Subterrain fire tanks with pumps and pump controls
 - 8 Kitchen Exhaust Riser 1200x850
 - 9 Kitchen make-up riser 1200x850mm
 - 10 Building Distribution Room 3600W x 2100D
 - 11 Hydraulic Riser 850x600mm
 - 12 Main Hotel Communications room 4600x3200mm
 - 13 Building Distributor room 4000x1000mm
 - 14 Fire Hydrant recess 450x700mm
 - 15 Communications riser to above 300x150mm
 - 16 Cold Water Pump room 4000x2700mm
 - 17 Comms & Electrical Cupboard and Risers
 - 18 Main Switchroom 6000x4000mm
 - 19 Residential Fire Mimic panel 400x300mm
 - 20 Chamber Substation 2800x5600mm
 - 21 Gas Boundary Regulator 2000x1000x1300mm
 - 22 Secondary Gas Main 1050 kPa
 - 23 200 UPVC Water
 - 24 150 UPVC Sewer
 - 25 Subterrain Fire Pumps and Fire Tanks
 - 26 Stairwell pressurisation shaft/fan room 2300x1900mm
 - 27 Electrical distribution board servicing 650x500mm
 - 28 Stairwell pressurisation shaft/fan room 2300x1900mm
 - 29 Hydraulic riser 200x700mm
 - 30 Electrical meter cupboard 1200x500mm
 - 31 Communications riser below
 - 32 Provide wall wetting sprinklers to louvers
 - 33 Hotel communications riser 300x150mm
 - 34 Hotel communications rack 1200x1200mm
 - 35 Condenser plant for hotel common area
 - 36 MSSB
 - 37 Exhaust riser 1000x500mm
 - 38 Stairwell pressurisation shaft/fan room 2200x650mm
 - 39 Stairwell pressurisation relief air riser 2000x1600mm
 - 40 Electrical cable riser to above 1000x200mm
 - 41 Condensers
 - 42 Open Stairwell
 - 43 Residential Storage Cages
 - 44 Fire hydrant recess 700x450mm
 - 45 Hot water riser 200x200mm
 - 46 Hotel hot water plant 2200x3200mm
 - 47 Residential hot water plant 2200x3200mm
 - 48 Gas Boundary Regulator Below 222Wx1000Dx1300H
 - 49 Fire Booster
 - 50 Hotel Fire Mimic
 - 51 Condensers
 - 52 Electrical Distribution Board
 - 53 Pump Room
 - 54 Condenser plant for hotel common area
 - 55 Carpark Electrical distrib. board with riser 800Wx500D
 - 56 Refrigerant pipework riser 1050 x 1000
 - 57 Two Condensers platforms for 52 condensers serving levels 5-8 apartments, 11400 x 6400

Note: Apartment 20-21-22-23 Accessible

42 Honeysuckle Drive
42 Honeysuckle Drive, Newcastle

Level 6 Plan

Revision	Date	Description	Initial	Checked
A	27/09/17	DA Draft	DOMA	BS


Check all dimensions and site conditions prior to commencement of any work, the purchase or ordering of any materials, fittings, plant, services or equipment and the preparation of shop drawings and or the fabrication of any components.
Do not scale drawings - refer to figured dimensions only. Any discrepancies shall immediately be referred to the architect for clarification.
All drawings may not be reproduced or distributed without prior permission from the architect.

Scale	1 : 150 @ A1	1:300 @ A3
Drawn	MDJ	Checked VG
Project no.	s12109	
Status	DA	
Plot Date	27/10/2017 12:12:12 PM	
Plot File	\\liv-vfp-01\home\GAV\Documents\42HONEYSUCKLEDRIE_BS_ARCH_DA_GAV.rvt	
Drawing no.	A03.108	Revision A

Melbourne 1 Nicholson Street
Melbourne VIC 3000 Australia
T 03 8664 6200 F 03 8664 6300
email mel@batesmart.com.au
http://www.batesmart.com.au

Sydney 43 Brisbane Street
Surry Hills NSW 2010 Australia
T 02 8354 5100 F 02 8354 5199
email syd@batesmart.com.au
http://www.batesmart.com.au

Bates Smart Pty Ltd ABN 70 004 999 400





- LEGEND**
- 1 Fire Hydrant 600x450mm
 - 2 Fire Hose Reel 900x450mm
 - 3 Fire Control Room 12sqm minimum
 - 4 Exhaust Riser Above 1000x500mm
 - 5 Hotel Fire Mimic (recessed in wall) 400x300mm
 - 6 Cold Water Meter 3000x800x800
 - 7 Subterrain fire tanks with pumps and pump controls
 - 8 Kitchen Exhaust Riser 1200x850
 - 9 Kitchen make-up riser 1200x850mm
 - 10 Building Distribution Room 3600W x 2100D
 - 11 Hydraulic Riser 850x600mm
 - 12 Main Hotel Communications room 4600x3200mm
 - 13 Building Distributor room 4000x1000mm
 - 14 Fire Hydrant recess 450x700mm
 - 15 Communications riser to above 300x150mm
 - 16 Cold Water Pump room 4000x2700mm
 - 17 Comms & Electrical Cupboard and Risers
 - 18 Main Switchroom 6000x4000mm
 - 19 Residential Fire Mimic panel 400x300mm
 - 20 Chamber Substation 2800x5600mm
 - 21 Gas Boundary Regulator 2000x1000x1300mm
 - 22 Secondary Gas Main 1050 kPa
 - 23 200 UPVC Water
 - 24 150 UPVC Sewer
 - 25 Subterrain Fire Pumps and Fire Tanks
 - 26 Stairwell pressurisation shaft/fan room 2300x1900mm
 - 27 Electrical distribution board servicing 650x500mm
 - 28 Stairwell pressurisation shaft/fan room 2300x1900mm
 - 29 Hydraulic riser 200x700mm
 - 30 Electrical meter cupboard 1200x500mm
 - 31 Communications riser below
 - 32 Provide wall wetting sprinklers to louvers
 - 33 Hotel communications riser 300x150mm
 - 34 Hotel communications rack 1200x1200mm
 - 35 Condenser plant for hotel common area
 - 36 MSSB
 - 37 Exhaust riser 1000x500mm
 - 38 Stairwell pressurisation shaft/fan room 2200x650mm
 - 39 Stairwell pressurisation relief air riser 2000x1600mm
 - 40 Electrical cable riser to above 1000x200mm
 - 41 Condensers
 - 42 Open Stairwell
 - 43 Residential Storage Cages
 - 44 Fire hydrant recess 700x450mm
 - 45 Hot water riser 200x200mm
 - 46 Hotel hot water plant 2200x3200mm
 - 47 Residential hot water plant 2200x3200mm
 - 48 Gas Boundary Regulator Below 222Wx1000Dx1300H
 - 49 Fire Booster
 - 50 Hotel Fire Mimic
 - 51 Condensers
 - 52 Electrical Distribution Board
 - 53 Pump Room
 - 54 Condenser plant for hotel common area
 - 55 Carpark Electrical distrib. board with riser 800Wx500D
 - 56 Refrigerant pipework riser 1050 x 1000
 - 57 Two Condensers platforms for 52 condensers serving levels 5-8 apartments, 11400 x 6400

Note: Apartment 35-36-37-38 Accessible

42 Honeysuckle Drive
42 Honeysuckle Drive, Newcastle

Level 7 Plan

Revision	Date	Description	Initial	Checked
A	27/09/17	DA Draft	DOMA	BS

Check all dimensions and site conditions prior to commencement of any work, the purchase or ordering of any materials, fittings, plant, services or equipment and the preparation of shop drawings and/or the fabrication of any components.
Do not scale drawings - refer to figured dimensions only. Any discrepancies shall immediately be referred to the architect for clarification.
All drawings may not be reproduced or distributed without prior permission from the architect.

Scale	1 : 150 @ A1	1:300 @ A3
Drawn	MDJ	Checked VG
Project no.	s12109	
Status	DA	
Plot Date	27/10/2017 12:12:19 PM	
Plot File	\\liv-vfp-01\home\GAV\Documents\42HONEYSUCKLEDRIE_BS_ARCH_DA_GAV.rvt	
Drawing no.	A03.109	Revision A

Melbourne 1 Nicholson Street
Melbourne VIC 3000 Australia
T 03 8664 6200 F 03 8664 6300
email mel@batesmart.com.au
http://www.batesmart.com.au

Sydney 43 Brisbane Street
Surry Hills NSW 2010 Australia
T 02 8354 5100 F 02 8354 5199
email syd@batesmart.com.au
http://www.batesmart.com.au

Bates Smart Pty Ltd ABN 70 004 999 400





- LEGEND**
- 1 Fire Hydrant 600x450mm
 - 2 Fire Hose Reel 900x450mm
 - 3 Fire Control Room 12sqm minimum
 - 4 Exhaust Riser Above 1000x500mm
 - 5 Hotel Fire Mimic (recessed in wall) 400x300mm
 - 6 Cold Water Meter 3000x800x800
 - 7 Subterrain fire tanks with pumps and pump controls
 - 8 Kitchen Exhaust Riser 1200x850
 - 9 Kitchen make-up riser 1200x850mm
 - 10 Building Distribution Room 3600W x 2100D
 - 11 Hydraulic Riser 850x600mm
 - 12 Main Hotel Communications room 4600x3200mm
 - 13 Building Distributor room 4000x1000mm
 - 14 Fire Hydrant recess 450x700mm
 - 15 Communications riser to above 300x150mm
 - 16 Cold Water Pump room 4000x2700mm
 - 17 Comms & Electrical Cupboard and Risers
 - 18 Main Switchroom 6000x4000mm
 - 19 Residential Fire Mimic panel 400x300mm
 - 20 Chamber Substation 2800x5600mm
 - 21 Gas Boundary Regulator 2000x1000x1300mm
 - 22 Secondary Gas Main 1050 kPa
 - 23 200 UPVC Water
 - 24 150 UPVC Sewer
 - 25 Subterrain Fire Pumps and Fire Tanks
 - 26 Stairwell pressurisation shaft/fan room 2300x1900mm
 - 27 Electrical distribution board servicing 650x500mm
 - 28 Stairwell pressurisation shaft/fan room 2300x1900mm
 - 29 Hydraulic riser 200x700mm
 - 30 Electrical meter cupboard 1200x500mm
 - 31 Communications riser below
 - 32 Provide wall wetting sprinklers to louvers
 - 33 Hotel communications riser 300x150mm
 - 34 Hotel communications rack 1200x1200mm
 - 35 Condenser plant for hotel common area
 - 36 MSSB
 - 37 Exhaust riser 1000x500mm
 - 38 Stairwell pressurisation shaft/fan room 2200x650mm
 - 39 Stairwell pressurisation relief air riser 2000x1600mm
 - 40 Electrical cable riser to above 1000x200mm
 - 41 Condensers
 - 42 Open Stairwell
 - 43 Residential Storage Cages
 - 44 Fire hydrant recess 700x450mm
 - 45 Hot water riser 200x200mm
 - 46 Hotel hot water plant 2200x3200mm
 - 47 Residential hot water plant 2200x3200mm
 - 48 Gas Boundary Regulator Below 222Wx1000Dx1300H
 - 49 Fire Booster
 - 50 Hotel Fire Mimic
 - 51 Condensers
 - 52 Electrical Distribution Board
 - 53 Pump Room
 - 54 Condenser plant for hotel common area
 - 55 Carpark Electrical distrib. board with riser 800Wx500D
 - 56 Refrigerant pipework riser 1050 x 1000
 - 57 Two Condensers platforms for 52 condensers serving levels 5-8 apartments, 11400 x 6400

Note: Apartment 49 Accessible

42 Honeysuckle Drive
42 Honeysuckle Drive, Newcastle

Level 8 Plan

Revision	Date	Description	Initial	Checked
A	27/09/17	DA Draft	DOMA	BS


Check all dimensions and site conditions prior to commencement of any work, the purchase or ordering of any materials, fittings, plant, services or equipment and the preparation of shop drawings and/or the fabrication of any components.
Do not scale drawings - refer to figured dimensions only. Any discrepancies shall immediately be referred to the architect for clarification.
All drawings may not be reproduced or distributed without prior permission from the architect.

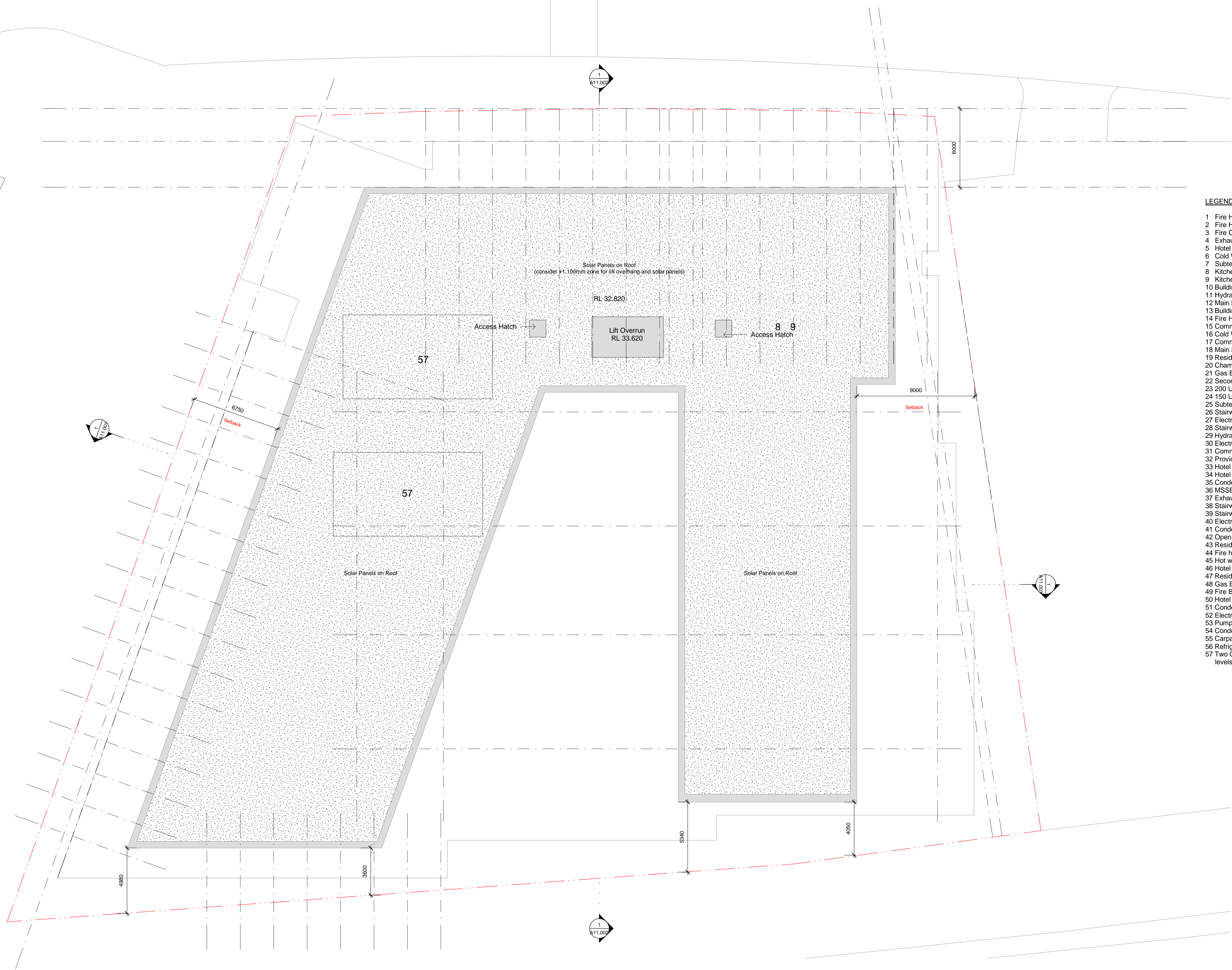
Scale	1 : 150 @ A1	1:300 @ A3
Drawn	MDJ	Checked VG
Project no.	s12109	
Status	DA	
Plot Date	27/10/2017 12:12:26 PM	
Plot File	\\liv-vfp-01\home\GAV\Documents\42HONEYSUCKLEDRIE_BS_ARCH_DA_GAV.rvt	
Drawing no.	A03.110	Revision A

Melbourne 1 Nicholson Street
Melbourne VIC 3000 Australia
T 03 8664 6200 F 03 8664 6300
email mel@batesmart.com.au
http://www.batesmart.com.au

Sydney 43 Brisbane Street
Surry Hills NSW 2010 Australia
T 02 8354 5100 F 02 8354 5199
email syd@batesmart.com.au
http://www.batesmart.com.au

Bates Smart Pty Ltd ABN 70 004 999 400






LEGEND

- 1 Fire Hydrant 600x450mm
- 2 Fire Hose Reel 900x450mm
- 3 Fire Control Room 12sqm minimum
- 4 Exhaust Riser Above 1000x500mm
- 5 Hotel Fire Mimic (recessed in wall) 400x300mm
- 6 Cold Water Meter 3000x800x800
- 7 Subterrain fire tanks with pumps and pump controls
- 8 Kitchen Exhaust Riser 1200x850
- 9 Kitchen make-up riser 1200x850mm
- 10 Building Distribution Room 3600W x 2100D
- 11 Hydraulic Riser 850x600mm
- 12 Main Hotel Communications room 4600x3200mm
- 13 Building Distributor room 4000x1000mm
- 14 Fire Hydrant recess 450x700mm
- 15 Communications riser to above 300x150mm
- 16 Cold Water Pump room 4000x2700mm
- 17 Comms & Electrical Cupboard and Risers
- 18 Main Switchroom 6000x4000mm
- 19 Residential Fire Mimic panel 400x300mm
- 20 Chamber Substation 2800x5600mm
- 21 Gas Boundary Regulator 2000x1000x1300mm
- 22 Secondary Gas Main 1050 kPa
- 23 200 UPVC Water
- 24 150 UPVC Sewer
- 25 Subterrain Fire Pumps and Fire Tanks
- 26 Stairwell pressurisation shaft/fan room 2300x1900mm
- 27 Electrical distribution board servicing 650x500mm
- 28 Stairwell pressurisation shaft/fan room 2300x1900mm
- 29 Hydraulic riser 200x700mm
- 30 Electrical meter cupboard 1200x500mm
- 31 Communications riser below
- 32 Provide wall wetting sprinklers to louvers
- 33 Hotel communications riser 300x150mm
- 34 Hotel communications rack 1200x1200mm
- 35 Condenser plant for hotel common area
- 36 MSSB
- 37 Exhaust riser 1000x500mm
- 38 Stairwell pressurisation shaft/fan room 2200x650mm
- 39 Stairwell pressurisation relief air riser 2000x1600mm
- 40 Electrical cable riser to above 1000x200mm
- 41 Condensers
- 42 Open Stairwell
- 43 Residential Storage Cages
- 44 Fire hydrant recess 700x450mm
- 45 Hot water riser 200x200mm
- 46 Hotel hot water plant 2200x3200mm
- 47 Residential hot water plant 2200x3200mm
- 48 Gas Boundary Regulator Below 222Wx1000Dx1300H
- 49 Fire Booster
- 50 Hotel Fire Mimic
- 51 Condensers
- 52 Electrical Distribution Board
- 53 Pump Room
- 54 Condenser plant for hotel common area
- 55 Carpark Electrical distrib. board with riser 800Wx500D
- 56 Refrigerant pipework riser 1050 x 1000
- 57 Two Condensers platforms for 52 condensers serving levels 5-8 apartments, 11400 x 6400

42 Honeysuckle Drive
42 Honeysuckle Drive, Newcastle

Roof Plan



Check all dimensions and site conditions prior to commencement of any work, the purchase or ordering of any materials, fittings, plant, services or equipment and the preparation of shop drawings and/or the fabrication of any components.
Do not scale drawings - refer to figured dimensions only. Any discrepancies shall immediately be referred to the architect for clarification.
All drawings may not be reproduced or distributed without prior permission from the architect.

Revision	Date	Description	Initial	Checked
A	27/09/17	DA Draft	DOMA	BS


Scale	1 : 150 @ A1	1:300 @ A3
Drawn	MDJ	Checked VG
Project no.	s12109	
Status	DA	
Plot Date	27/10/2017 12:12:28 PM	
Plot File	\\liv-vfp-01\home\GAV\Documents\42HONEYSUCKLEDRIE_BS_ARCH_DA_GAV.rvt	
Drawing no.	A03.111	Revision A

Melbourne 1 Nicholson Street
Melbourne VIC 3000 Australia
T 03 8664 6200 F 03 8664 6300
email mel@batesmart.com.au
http://www.batesmart.com.au

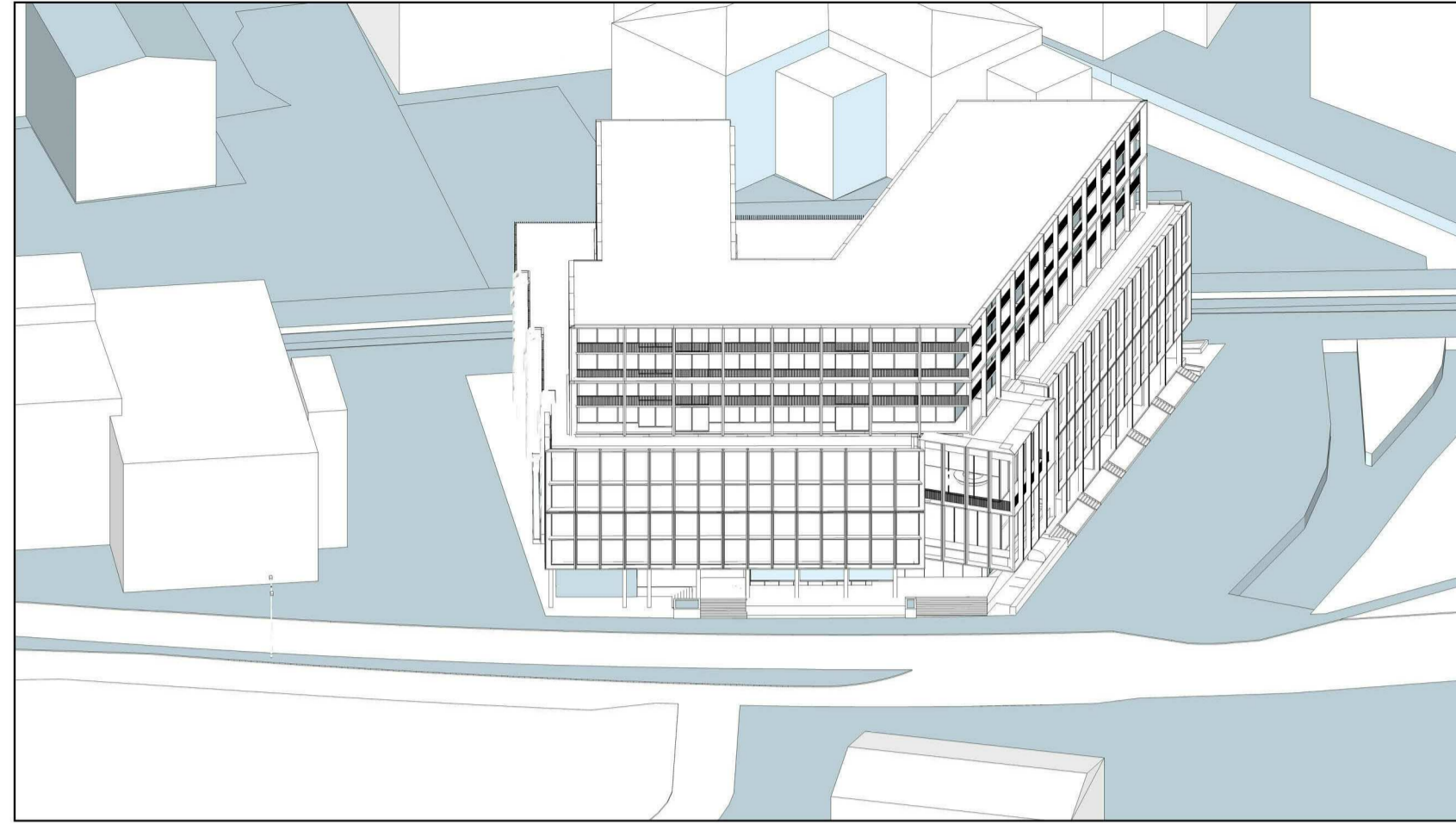
Sydney 43 Brisbane Street
Surry Hills NSW 2010 Australia
T 02 8354 5100 F 02 8354 5199
email syd@batesmart.com.au
http://www.batesmart.com.au

Bates Smart Pty Ltd ABN 70 004 999 400







9 AM




10 AM




11 AM




12 PM



1 PM



2 PM



3 PM

42 Honeysuckle Drive
42 Honeysuckle Drive, Newcastle

Winter Sostice Jun 21
Solar Analysis



Check all dimensions and site conditions prior to commencement of any work, the purchase or ordering of any materials, fittings, plant, services or equipment and the preparation of shop drawings and or the fabrication of any components.
Do not scale drawings - refer to figured dimensions only. Any discrepancies shall immediately be referred to the architect for clarification.
All drawings may not be reproduced or distributed without prior permission from the architect.

Revision	Date	Description	Initial	Checked
A	27/09/17	DA Draft	DOMA	BS

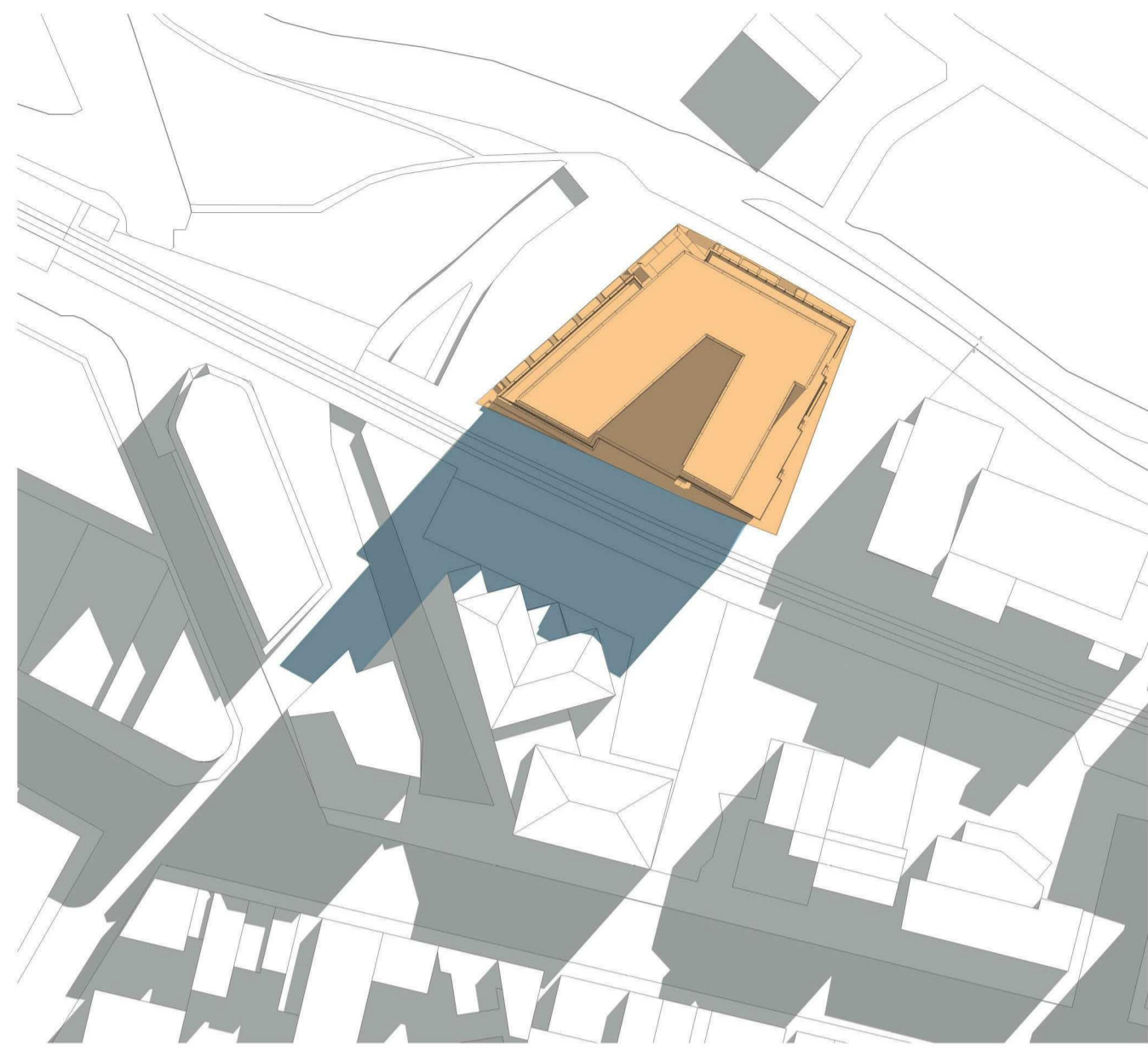
Scale	@ A1	1:300 @ A3
Drawn	MDJ	Checked VG
Project no.	s12109	
Status	DA	
Plot Date	27/10/2017 12:12:29 PM	
Plot File	\\liv-vfp-01home\GAV\Documents\42HONEYSUCKLEDRIE_BS_ARCH_DA_GAV.rvt	
Drawing no.	A04.001	
Revision	A	

Melbourne 1 Nicholson Street
Melbourne VIC 3000 Australia
T 03 8664 6200 F 03 8664 6300
email mel@batesmart.com.au
http://www.batesmart.com.au

Sydney 43 Brisbane Street
Surry Hills NSW 2010 Australia
T 02 8354 5100 F 02 8354 5199
email syd@batesmart.com.au
http://www.batesmart.com.au

Bates Smart Pty Ltd ABN 70 004 999 400

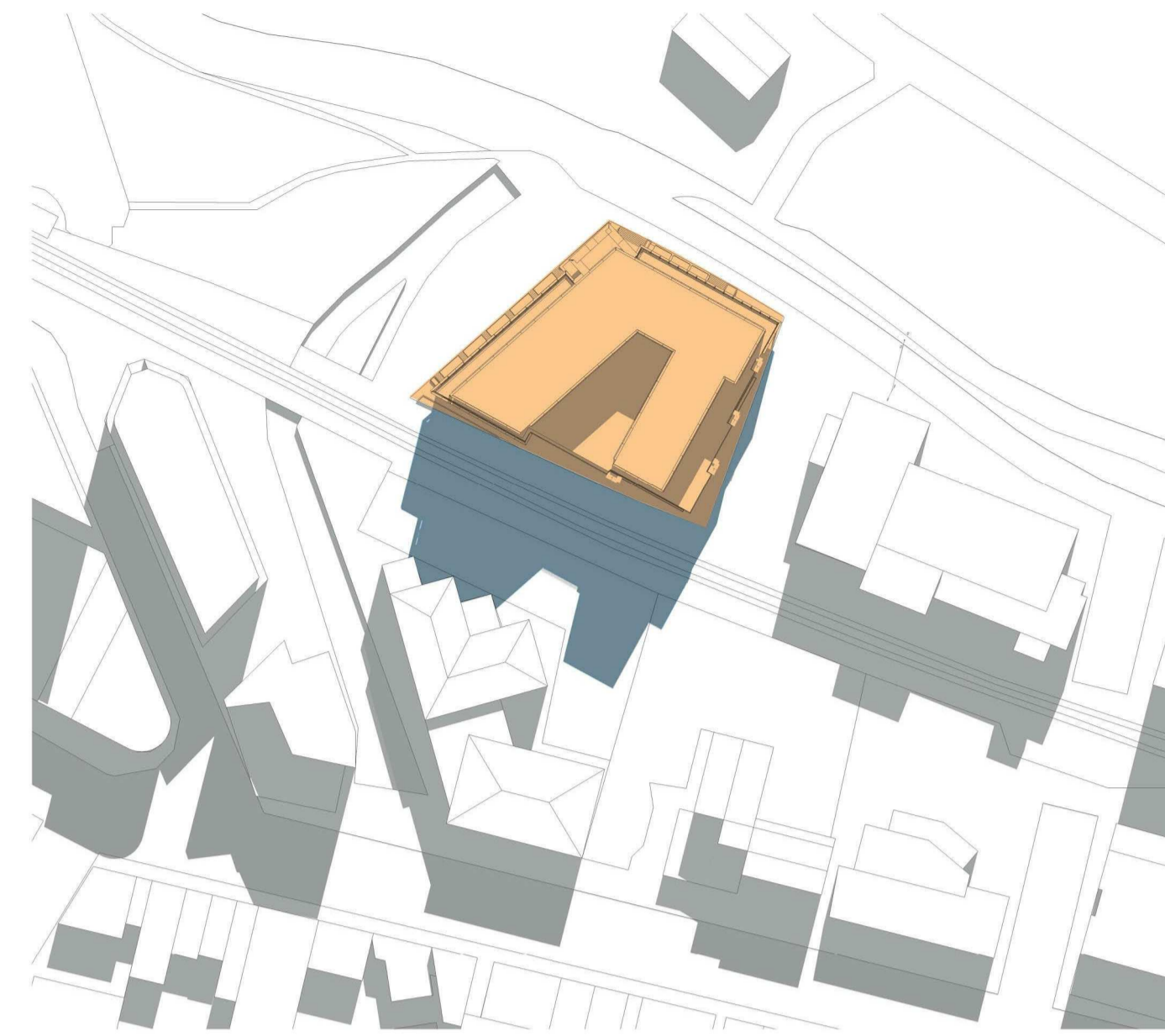
BATESSMART



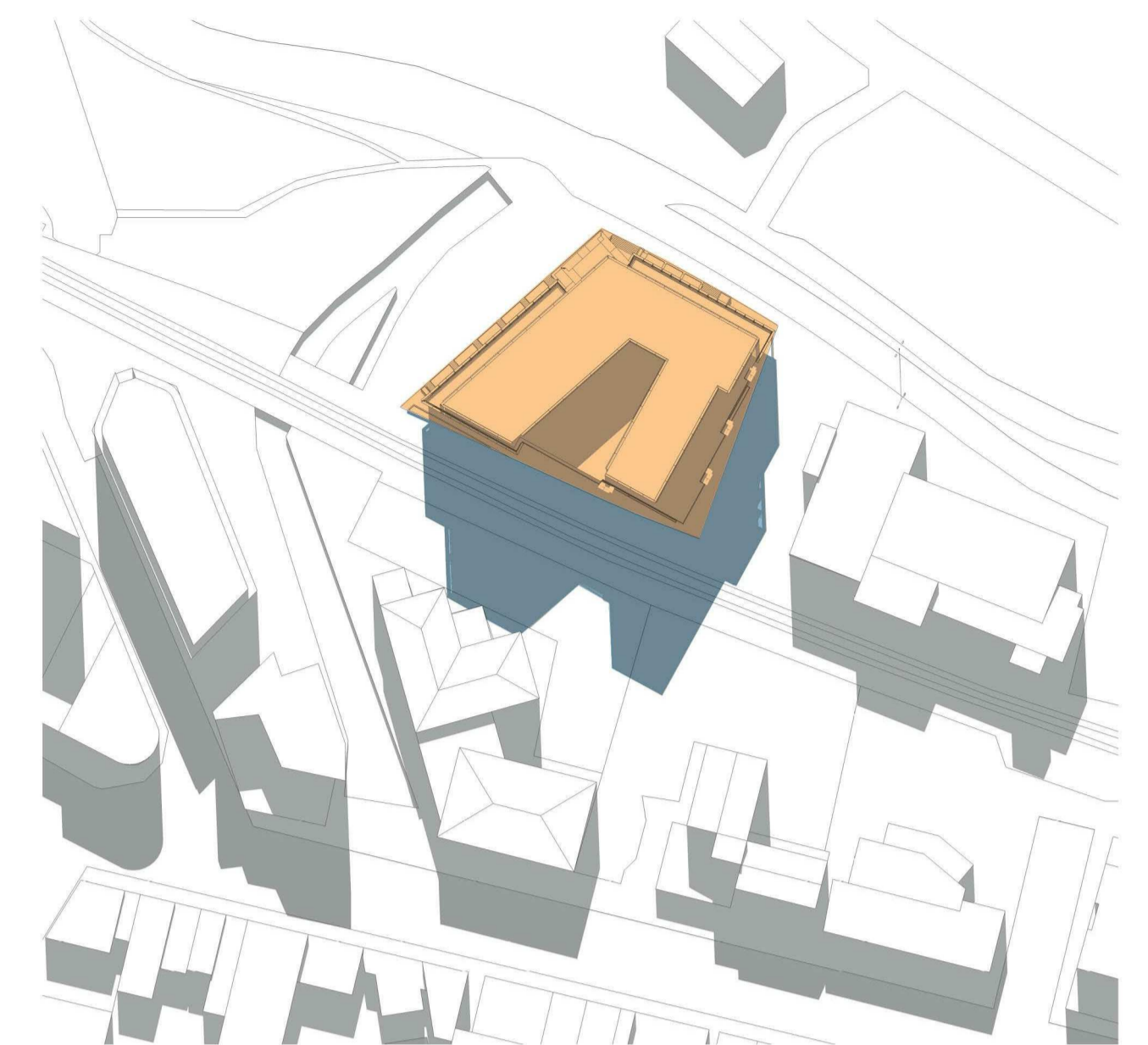
9 AM



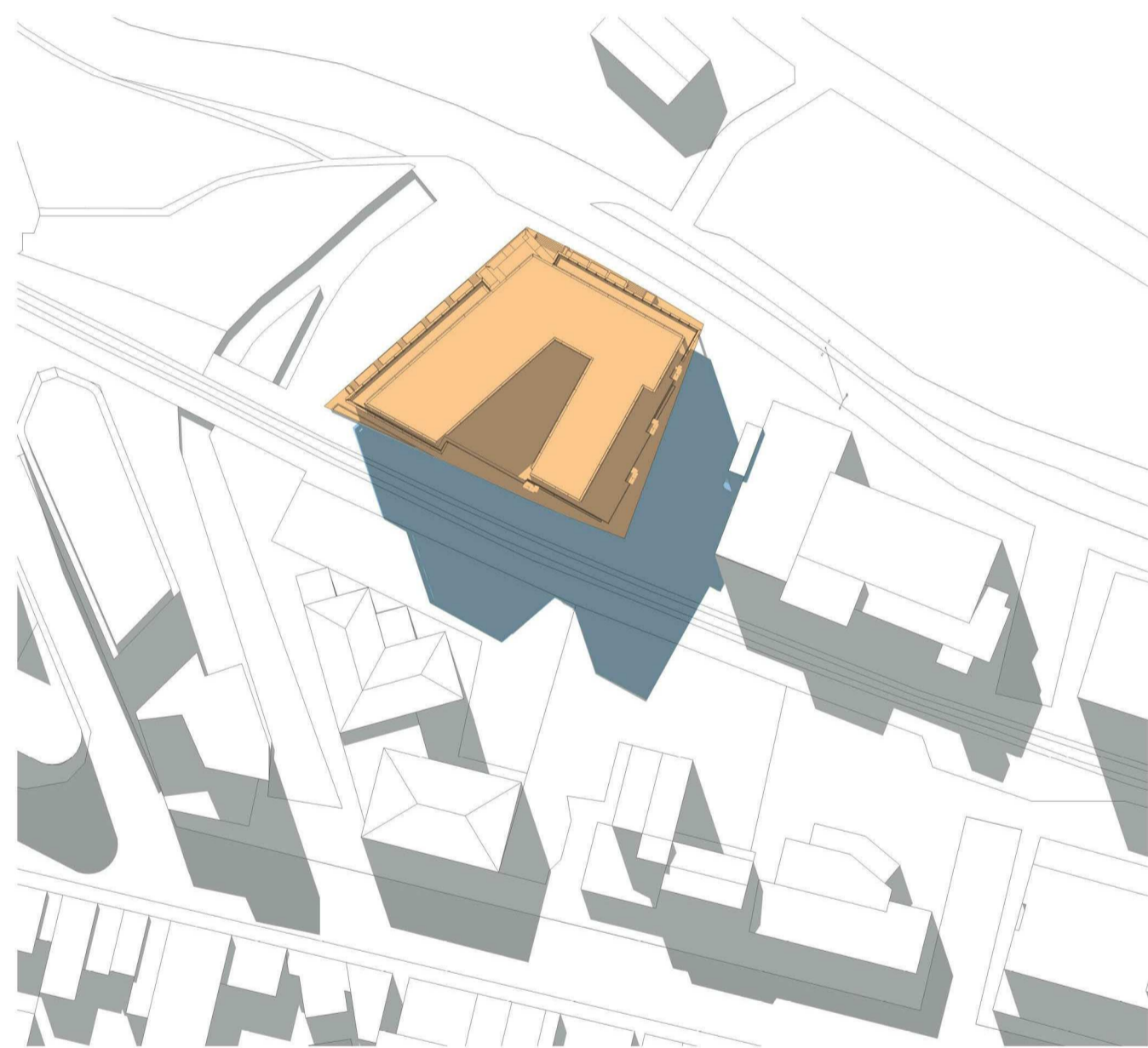
10 AM



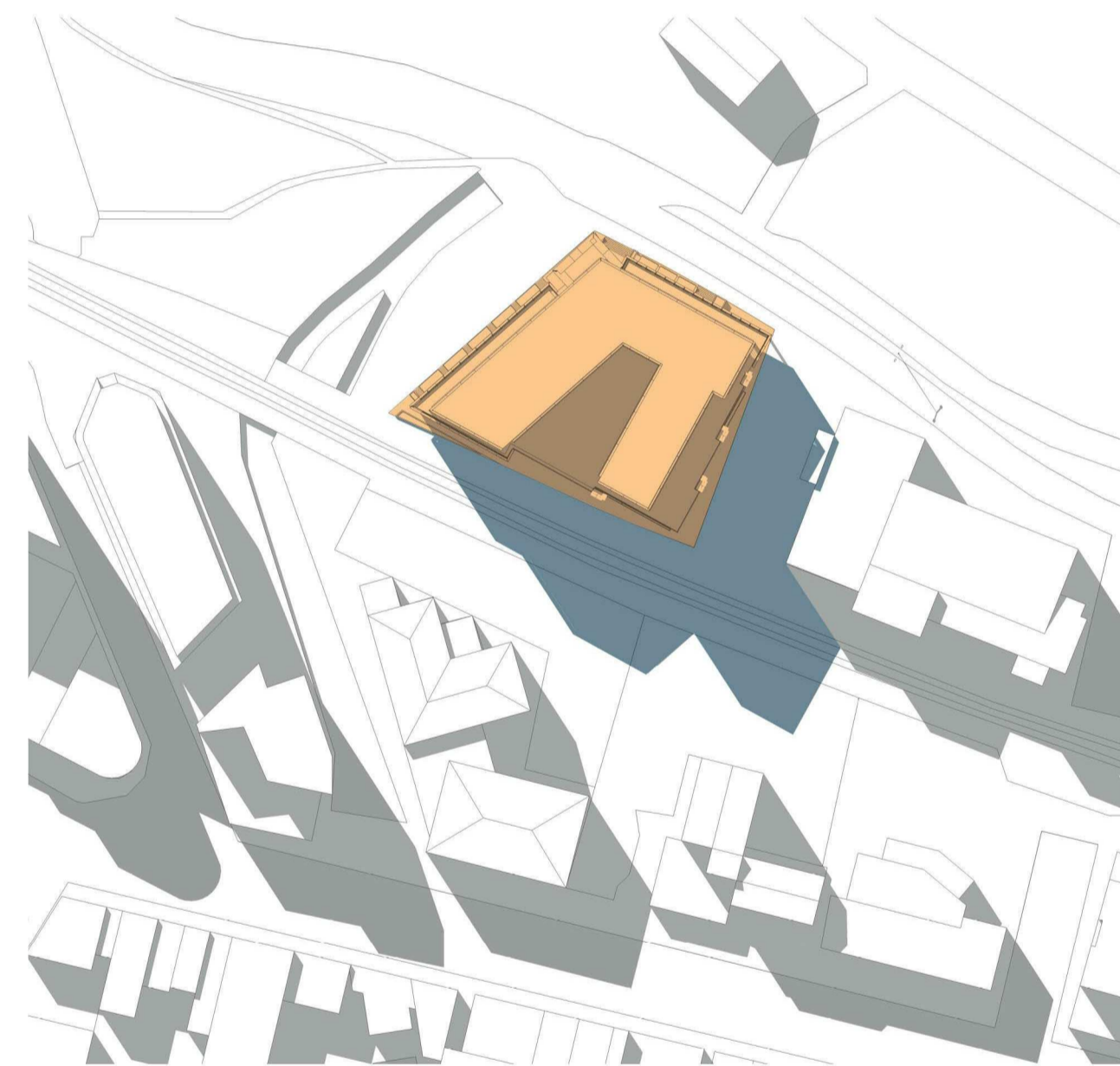
11 AM



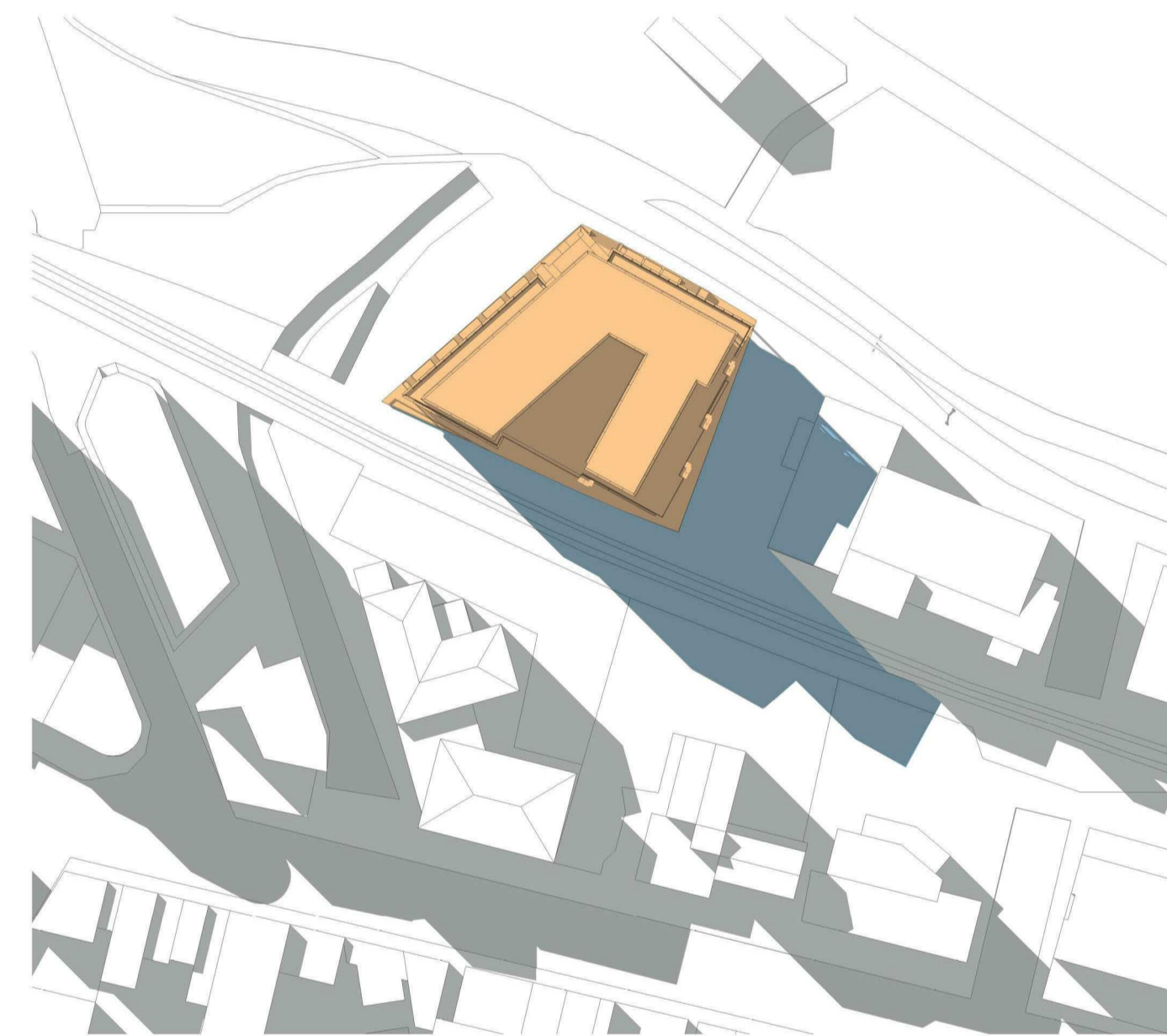
12 PM



1 PM



2 PM



3 PM

42 Honeysuckle Drive
42 Honeysuckle Drive, Newcastle

Shadow Diagrams Winter Solstice
June 21



Check all dimensions and site conditions prior to commencement of any work, the purchase or ordering of any materials, fittings, plant, services or equipment and the preparation of shop drawings and of the fabrication of any components.
Do not scale drawings - refer to figured dimensions only. Any discrepancies shall immediately be referred to the architect for clarification.
All drawings may not be reproduced or distributed without prior permission from the architect.

Revision	Date	Description	Initial	Checked
A	27/09/17	DA Draft	DOMA	BS

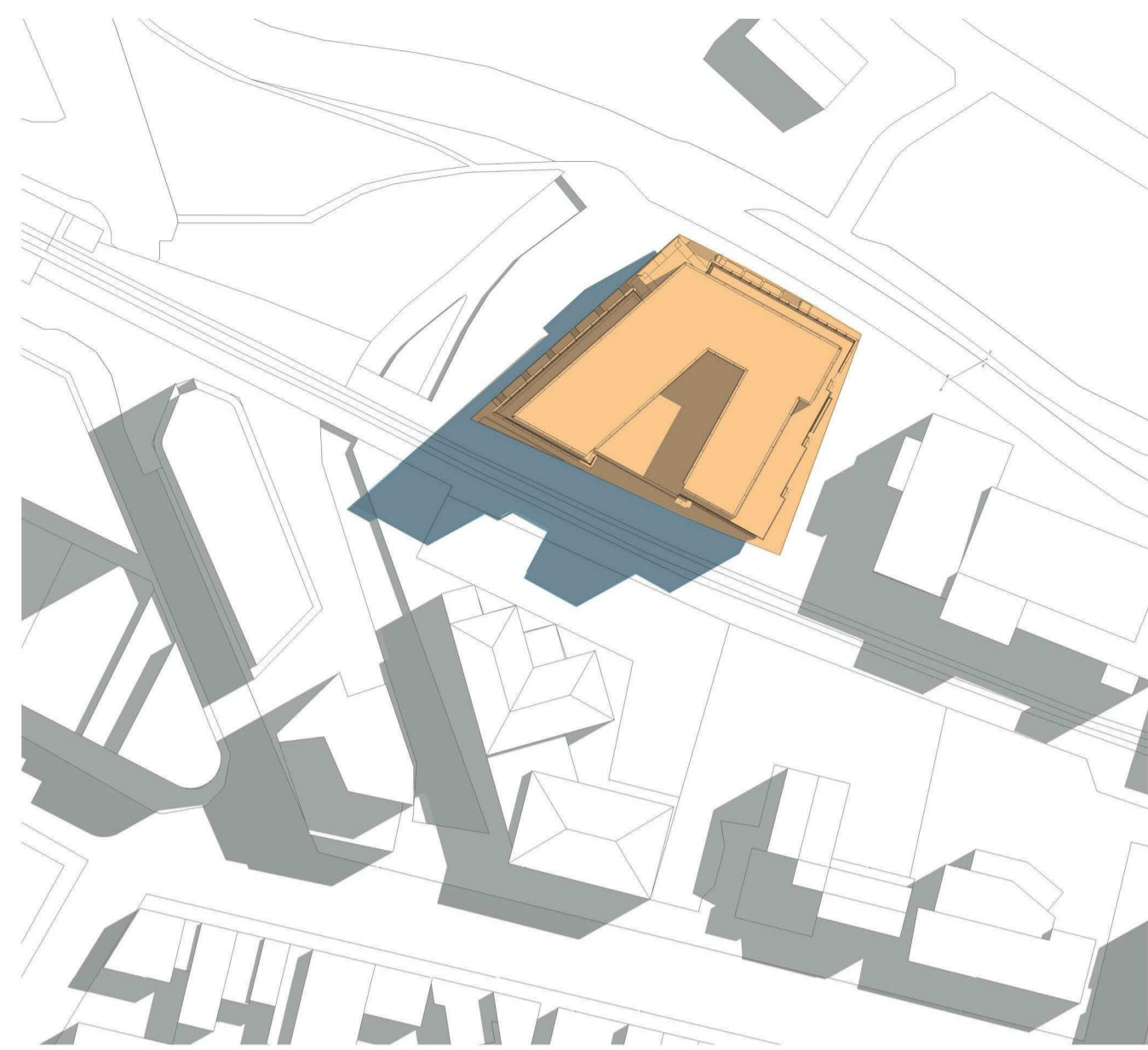
Scale	@ A1	1:300 @ A3
Drawn	MDJ	Checked VG
Project no.	s12109	
Status	DA	
Plot Date	27/10/2017 12:12:31 PM	
Plot File	\\v-vfp-01\home\GAV\Documents\42HONEYSUCKLEDRIVE_BS_ARCH_DA_GAV.rvt	
Drawing no.	A04.002	Revision A

Melbourne 1 Nicholson Street
Melbourne VIC 3000 Australia
T 03 8664 6200 F 03 8664 6300
email mel@batesmart.com.au
http://www.batesmart.com.au

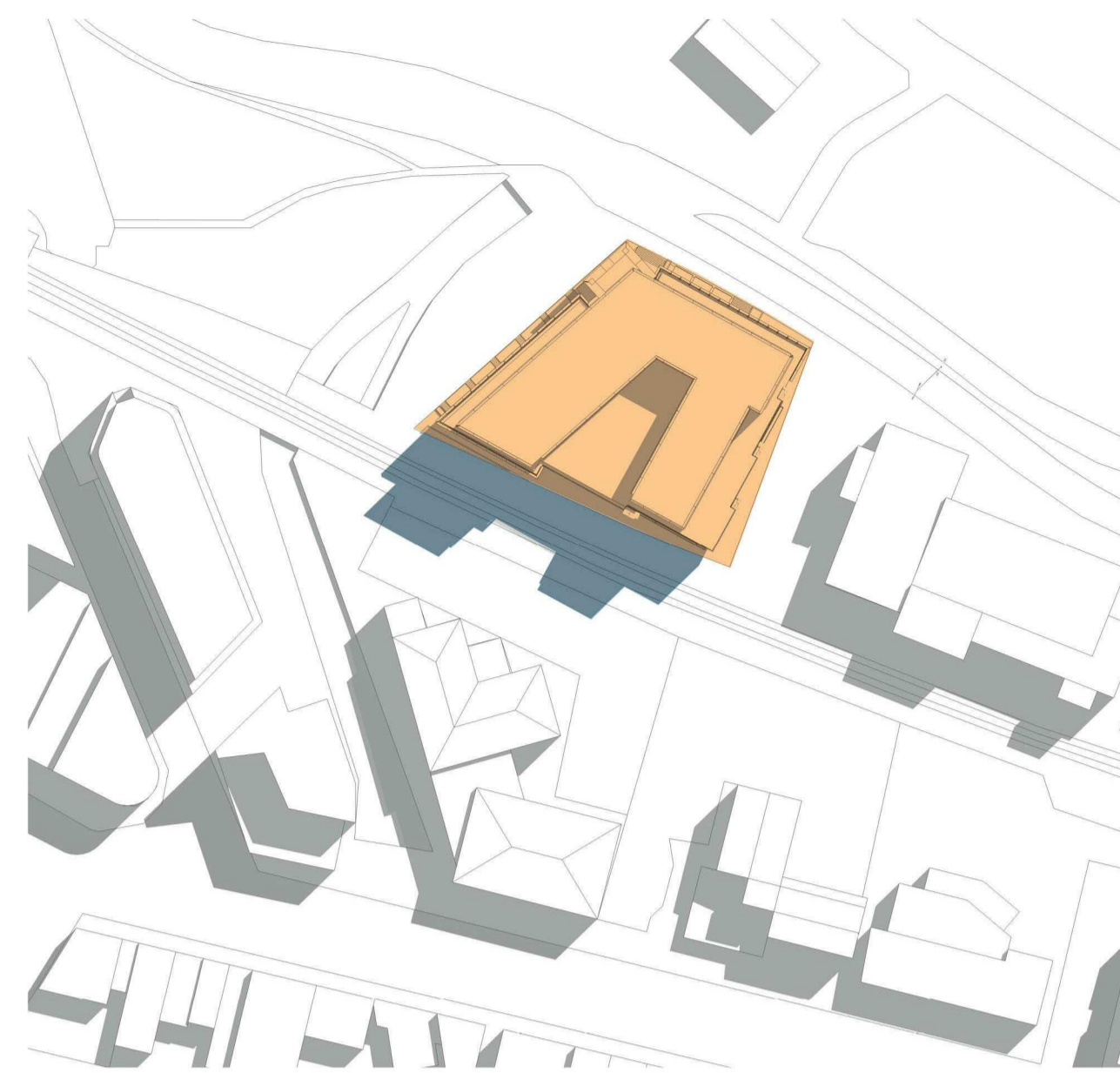
Sydney 43 Brisbane Street
Surry Hills NSW 2010 Australia
T 02 8354 5100 F 02 8354 5199
email syd@batesmart.com.au
http://www.batesmart.com.au

Bates Smart Pty Ltd ABN 70 004 999 400

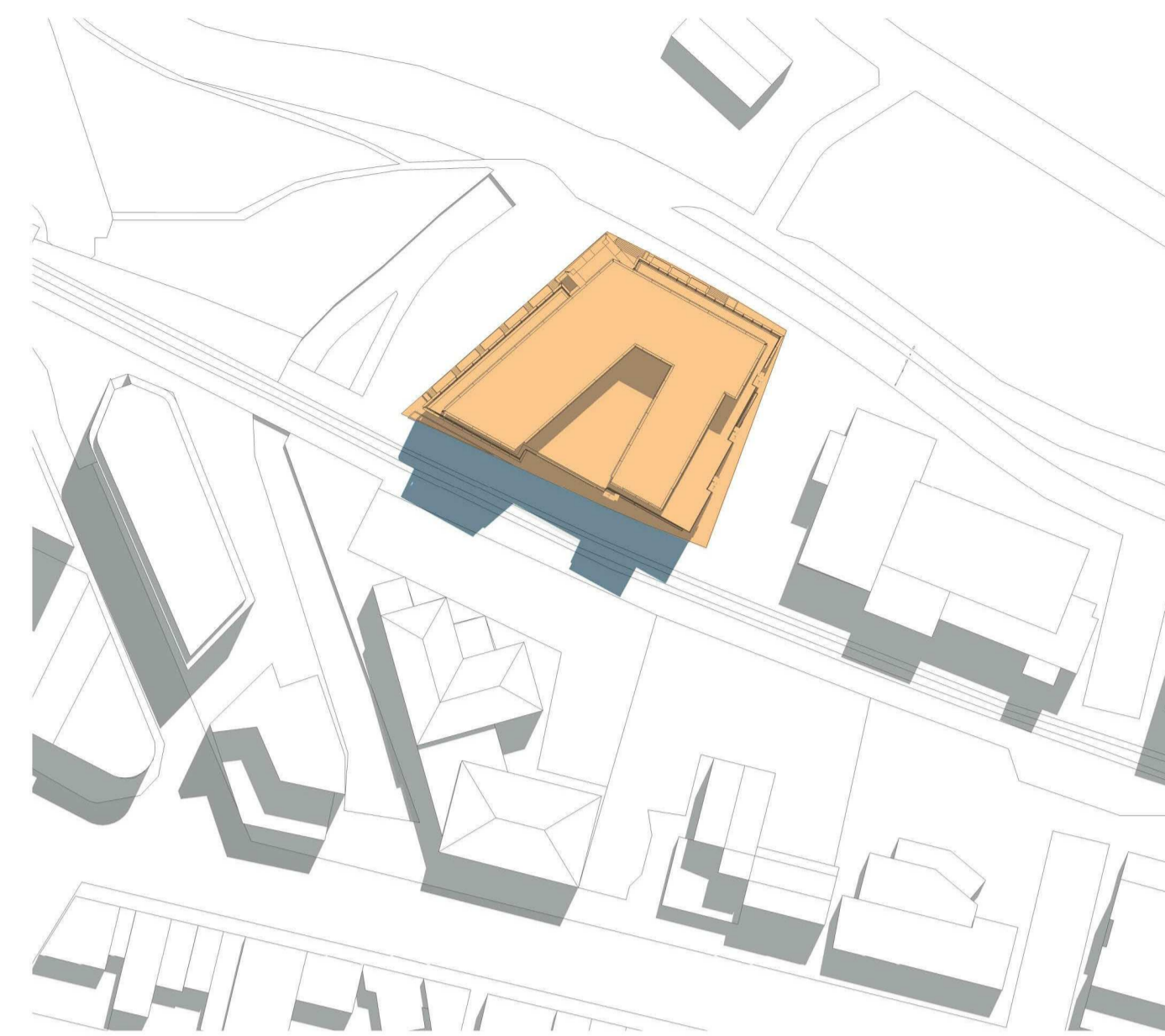
BATESSMART



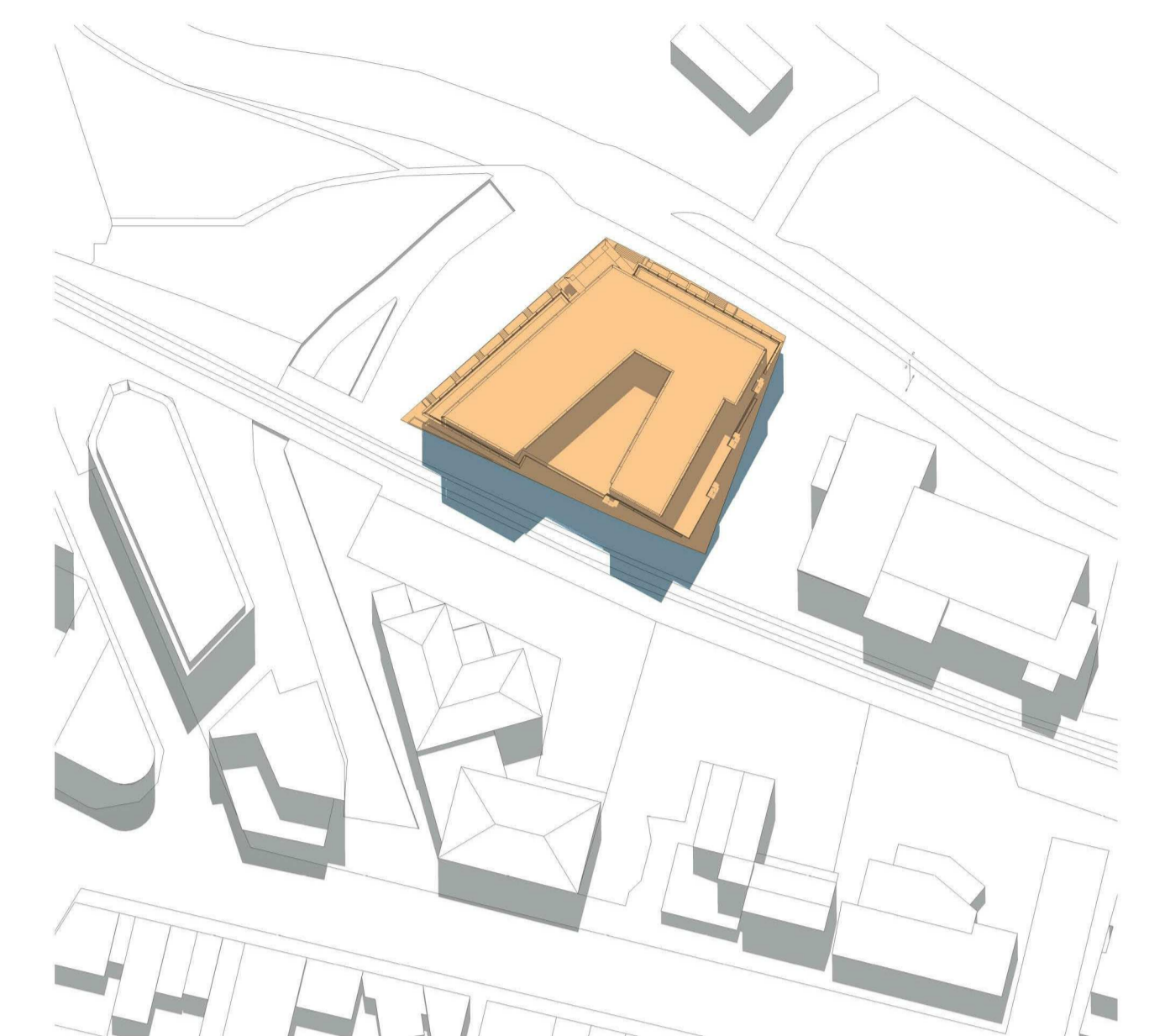
9 AM



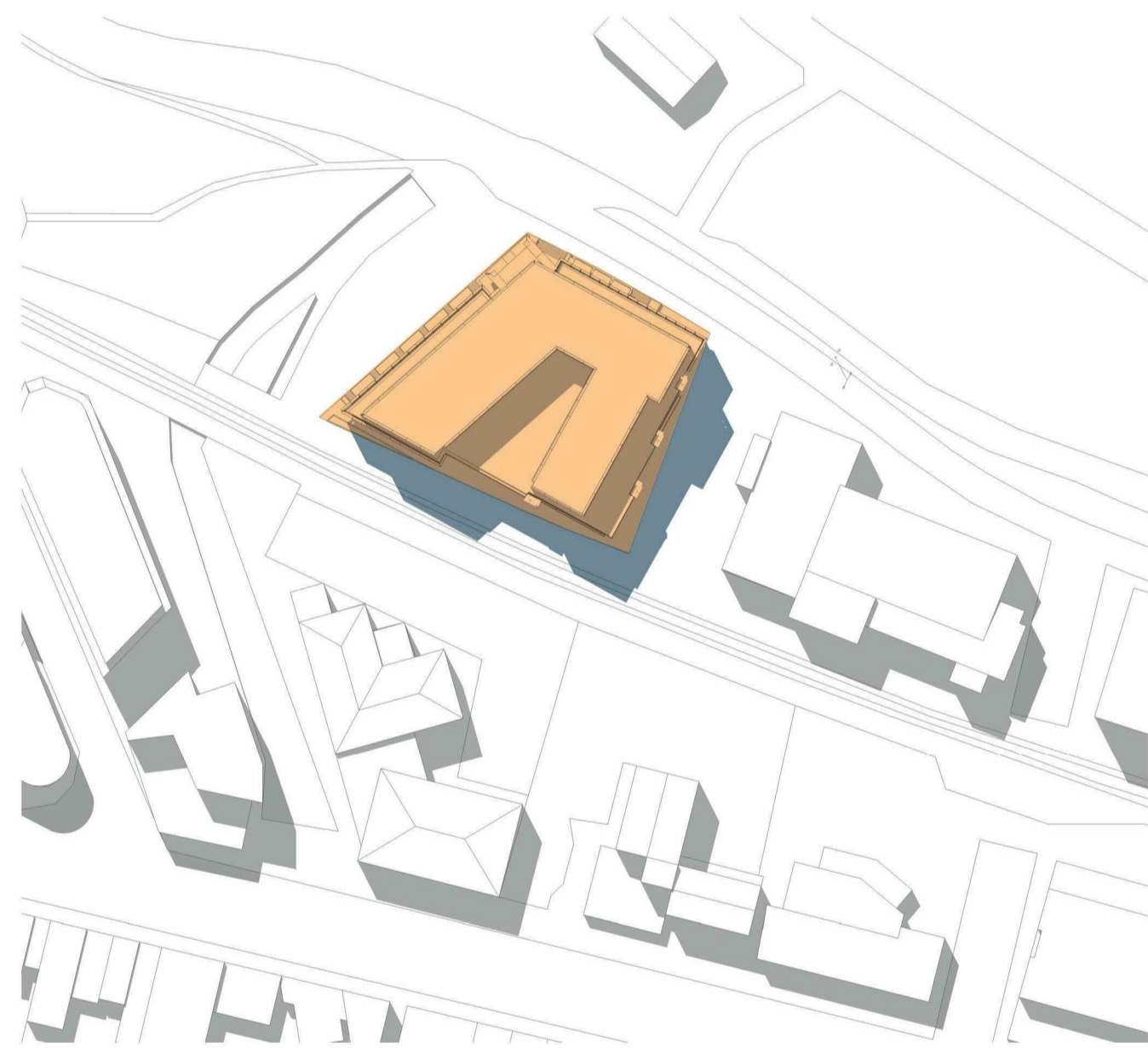
10 AM



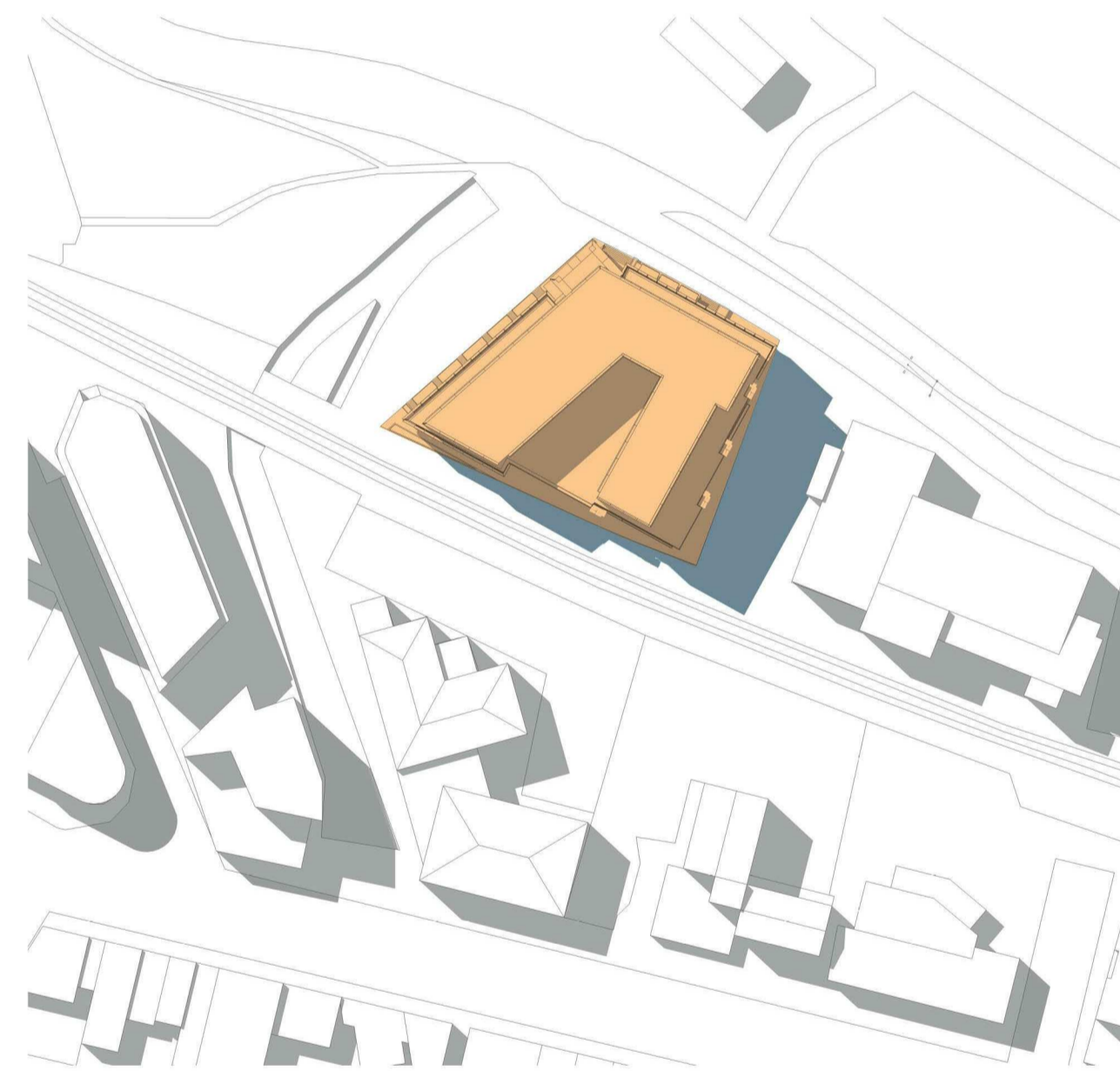
11 AM



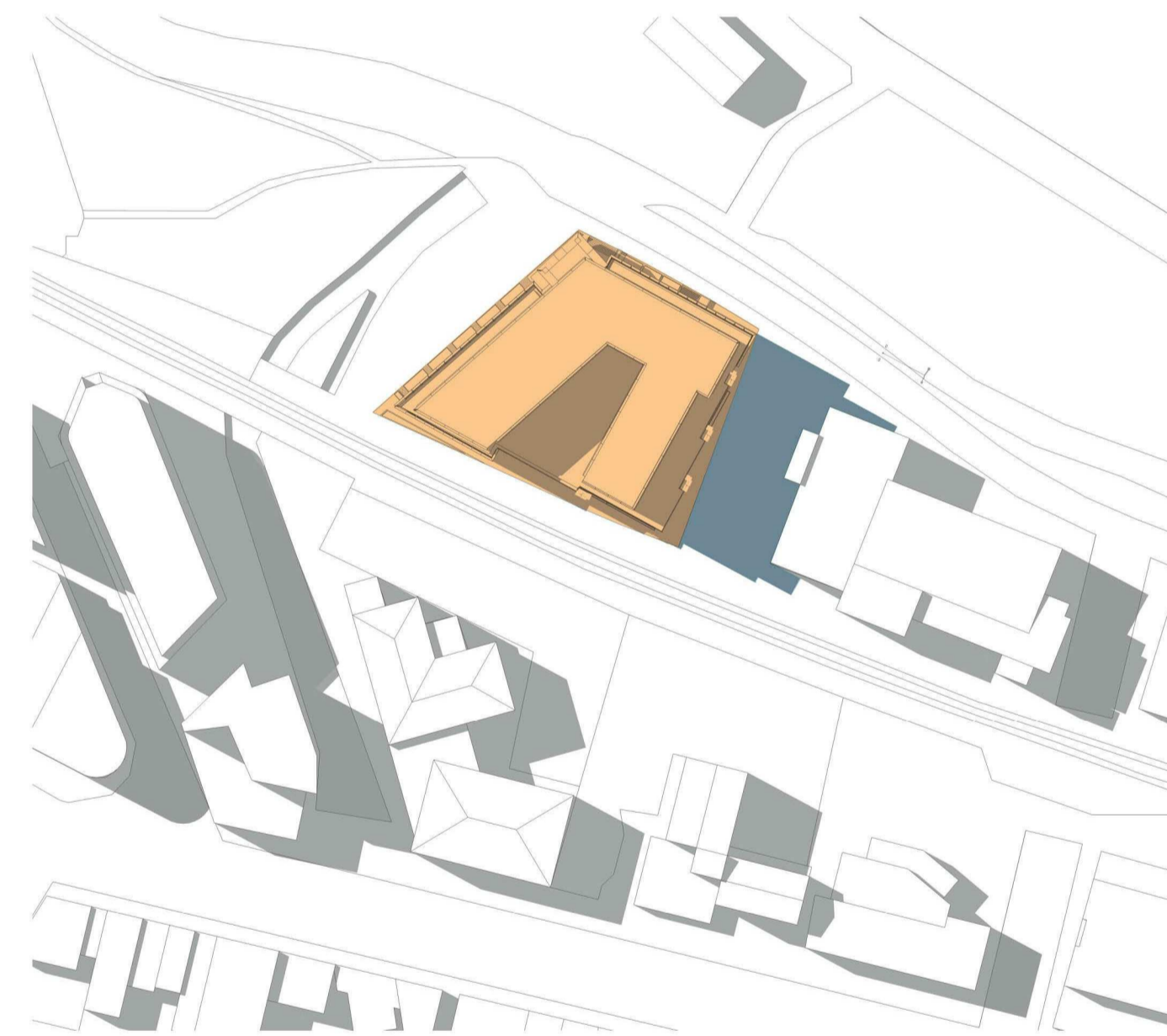
12 PM



1 PM



2 PM



3 PM

42 Honeysuckle Drive
42 Honeysuckle Drive, Newcastle

Shadow Diagrams - Equinox -
March 21 & September 22



Check all dimensions and site conditions prior to commencement of any work, the purchase or ordering of any materials, fittings, plant, services or equipment and the preparation of shop drawings and or the fabrication of any components.
Do not scale drawings - refer to figured dimensions only. Any discrepancies shall immediately be referred to the architect for clarification.
All drawings may not be reproduced or distributed without prior permission from the architect.

Revision	Date	Description	Initial	Checked
A	27/09/17	DA Draft	DOMA	BS

Scale	@ A1	1:300 @ A3
Drawn	MDJ	Checked VG
Project no.	s12109	
Status	DA	
Plot Date	27/10/2017 12:12:32 PM	
Plot File	\\liv-vfp-01\home\GAV\Documents\42HONEYSUCKLEDRIE_BS_ARCH_DA_GAV.rvt	
Drawing no.	A04.003	Revision A

Melbourne 1 Nicholson Street
Melbourne VIC 3000 Australia
T 03 8664 6200 F 03 8664 6300
email mel@batesmart.com.au
http://www.batesmart.com.au

Sydney 43 Brisbane Street
Surry Hills NSW 2010 Australia
T 02 8354 5100 F 02 8354 5199
email syd@batesmart.com.au
http://www.batesmart.com.au

Bates Smart Pty Ltd ABN 70 004 999 400

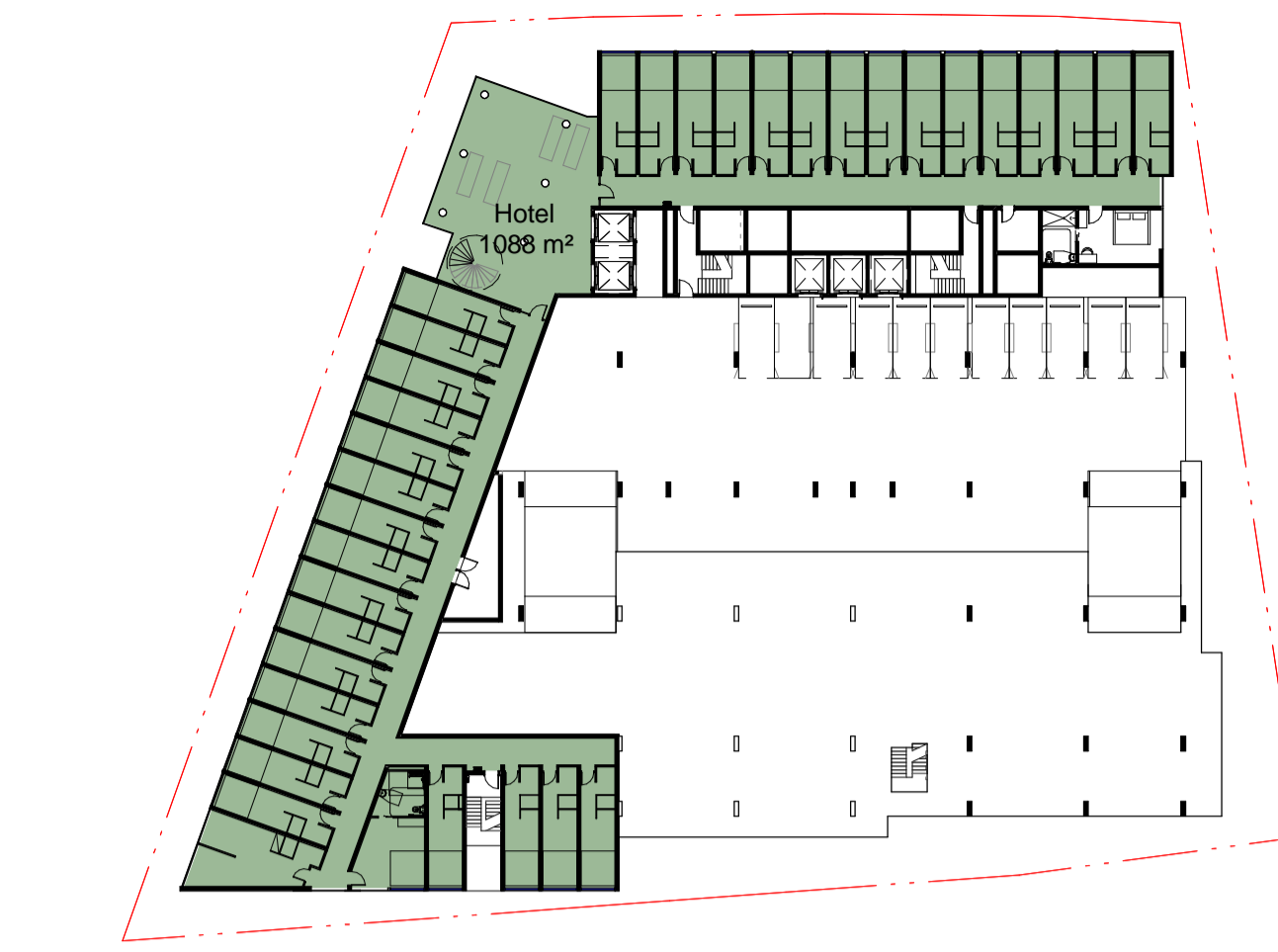
BATESSMART



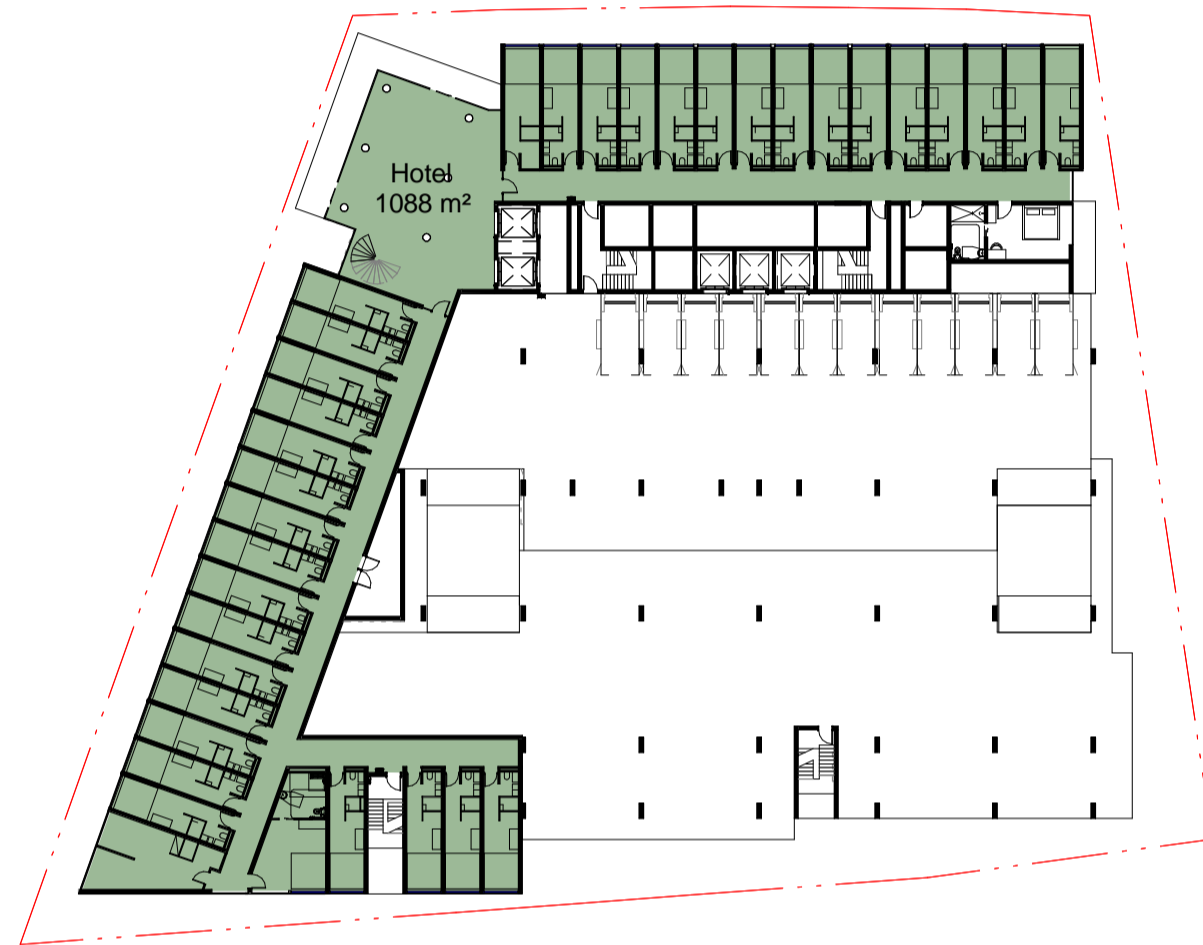
1 Ground Floor 1:500



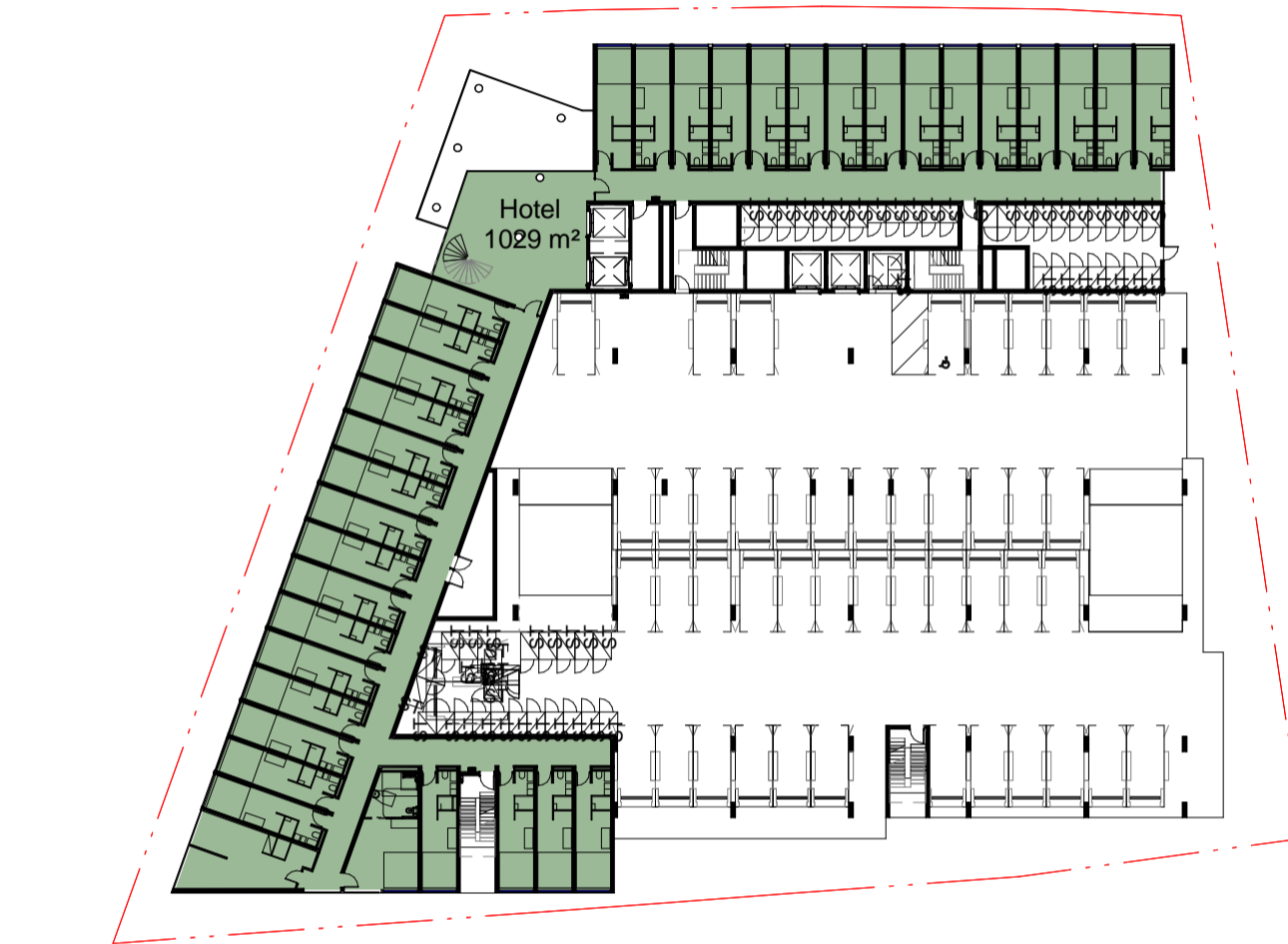
2 Level 01 1:500



3 Level 02 1:500



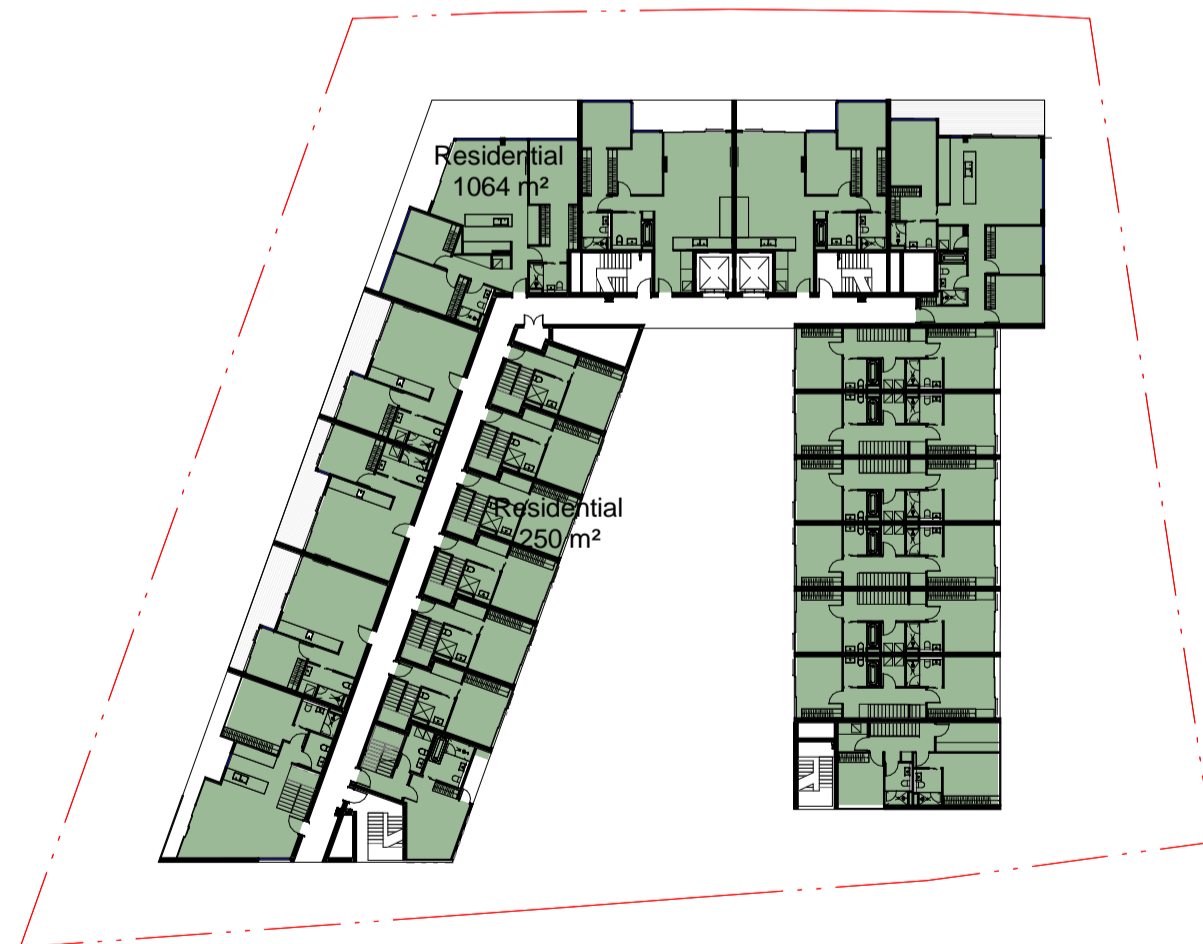
4 Level 03 1:500



5 Level 04 1:500



6 Level 05 1:500



7 Level 06 1:500



8 Level 07 1:500



9 Level 08 1:500

Area Schedule (GFA)	
Building Use	Area (m2)
Ground Floor	
Hotel	600 m ²
Residential	51 m ²
Retail	135 m ²
Level 01	
Hotel	1115 m ²
Level 02	
Hotel	1088 m ²
Level 03	
Hotel	1088 m ²
Level 04	
Hotel	1029 m ²
Level 05	
Residential	1273 m ²
Level 06	
Residential	1064 m ²
Residential	250 m ²
Level 07	
Residential	250 m ²
Residential	961 m ²
Level 08	
Residential	1405 m ²
	10311 m ²

Area Schedule (GFA) Totals	
Building Use	Area (m2)
Hotel	4921 m ²
Residential	5255 m ²
Retail	135 m ²
	10311 m ²

42 Honeysuckle Drive
42 Honeysuckle Drive, Newcastle

GFA Plans



Check all dimensions and site conditions prior to commencement of any work, the purchase or ordering of any materials, fittings, plant, services or equipment and the preparation of shop drawings and/or the fabrication of any components.
Do not scale drawings - refer to figured dimensions only. Any discrepancies shall immediately be referred to the architect for clarification.
All drawings may not be reproduced or distributed without prior permission from the architect.

Revision	Date	Description	Initial	Checked
A	27/09/17	DA Draft	DOMA	BS

Scale	1:500 @ A1	1:300 @ A3
Drawn	MDJ	Checked VG
Project no.	s12109	
Status	DA	
Plot Date	27/10/2017 12:12:53 PM	
Plot File	\\liv-vfp-01\home\GAV\Documents\42HONEYSUCKLEDRIE_BS_ARCH_DA_GAV.rvt	
Drawing no.	A05.001	Revision A

Melbourne 1 Nicholson Street
Melbourne VIC 3000 Australia
T 03 8664 6200 F 03 8664 6300
email mel@batessmart.com.au
http://www.batessmart.com.au

Sydney 43 Brisbane Street
Surry Hills NSW 2010 Australia
T 02 8354 5100 F 02 8354 5199
email syd@batessmart.com.au
http://www.batessmart.com.au

Bates Smart Pty Ltd ABN 70 004 999 400





42 Honeysuckle Drive
42 Honeysuckle Drive, Newcastle

North Elevation



Check all dimensions and site conditions prior to commencement of any work, the purchase or ordering of any materials, fittings, plant, services or equipment and the preparation of shop drawings and/or the fabrication of any components.
Do not scale drawings - refer to figured dimensions only. Any discrepancies shall immediately be referred to the architect for clarification.
All drawings may not be reproduced or distributed without prior permission from the architect.

Revision	Date	Description	Initial	Checked
A	27/09/17	DA Draft	DOMA	BS

Scale	1 : 150 @ A1	1:300 @ A3
Drawn	MDJ	Checked VG
Project no.	s12109	
Status	DA	
Plot Date	27/10/2017 12:13:06 PM	
Plot File	\\liv-vfp-01\home\GAV\Documents\42HONEYSUCKLEDRIE_BS_ARCH_DA_GAV.rvt	
Drawing no.	A07.001	Revision A

Melbourne 1 Nicholson Street
Melbourne VIC 3000 Australia
T 03 8664 6200 F 03 8664 6300
email mel@batesmart.com.au
http://www.batesmart.com.au

Sydney 43 Brisbane Street
Surry Hills NSW 2010 Australia
T 02 8354 5100 F 02 8354 5199
email syd@batesmart.com.au
http://www.batesmart.com.au

Bates Smart Pty Ltd ABN 70 004 999 400

BATESSMART



42 Honeysuckle Drive
42 Honeysuckle Drive, Newcastle

West Elevation



Check all dimensions and site conditions prior to commencement of any work, the purchase or ordering of any materials, fittings, plant, services or equipment and the preparation of shop drawings and or the fabrication of any components.
Do not scale drawings - refer to figured dimensions only. Any discrepancies shall immediately be referred to the architect for clarification.
All drawings may not be reproduced or distributed without prior permission from the architect.

Revision	Date	Description	Initial	Checked
A	27/09/17	DA Draft	DOMA	BS


Scale	1 : 150 @ A1	1:300 @ A3
Drawn	MDJ	Checked VG
Project no.	s12109	
Status	DA	
Plot Date	27/10/2017 12:13:21 PM	
Plot File	\\liv-vfp-01\home\GAV\Documents\42HONEYSUCKLEDRIVE_BS_ARCH_DA_GAV.rvt	
Drawing no.	A07.002	Revision A

Melbourne 1 Nicholson Street
Melbourne VIC 3000 Australia
T 03 8664 6200 F 03 8664 6300
email mel@batesmart.com.au
http://www.batesmart.com.au

Sydney 43 Brisbane Street
Surry Hills NSW 2010 Australia
T 02 8354 5100 F 02 8354 5199
email syd@batesmart.com.au
http://www.batesmart.com.au

Bates Smart Pty Ltd ABN 70 004 999 400

BATESSMART



42 Honeysuckle Drive
42 Honeysuckle Drive, Newcastle

South Elevation



Check all dimensions and site conditions prior to commencement of any work, the purchase or ordering of any materials, fittings, plant, services or equipment and the preparation of shop drawings and or the fabrication of any components.
Do not scale drawings - refer to figured dimensions only. Any discrepancies shall immediately be referred to the architect for clarification.
All drawings may not be reproduced or distributed without prior permission from the architect.

Revision	Date	Description	Initial	Checked
A	27/09/17	DA Draft	DOMA	BS

Scale	1 : 150 @ A1	1:300 @ A3
Drawn	MDJ	Checked VG
Project no.	s12109	
Status	DA	
Plot Date	27/10/2017 12:13:32 PM	
Plot File	\\liv-vfp-01\home\GAV\Documents\42HONEYSUCKLEDRIE_BS_ARCH_DA_GAV.rvt	
Drawing no.	A07.003	Revision A

Melbourne 1 Nicholson Street
Melbourne VIC 3000 Australia
T 03 8664 6200 F 03 8664 6300
email mel@batesmart.com.au
http://www.batesmart.com.au

Sydney 43 Brisbane Street
Surry Hills NSW 2010 Australia
T 02 8354 5100 F 02 8354 5199
email syd@batesmart.com.au
http://www.batesmart.com.au

Bates Smart Pty Ltd ABN 70 004 999 400

BATESSMART



42 Honeysuckle Drive
42 Honeysuckle Drive, Newcastle

East Elevation



Check all dimensions and site conditions prior to commencement of any work, the purchase or ordering of any materials, fittings, plant, services or equipment and the preparation of shop drawings and/or the fabrication of any components.
Do not scale drawings - refer to figured dimensions only. Any discrepancies shall immediately be referred to the architect for clarification.
All drawings may not be reproduced or distributed without prior permission from the architect.

Revision	Date	Description	Initial	Checked
A	27/09/17	DA Draft	DOMA	BS

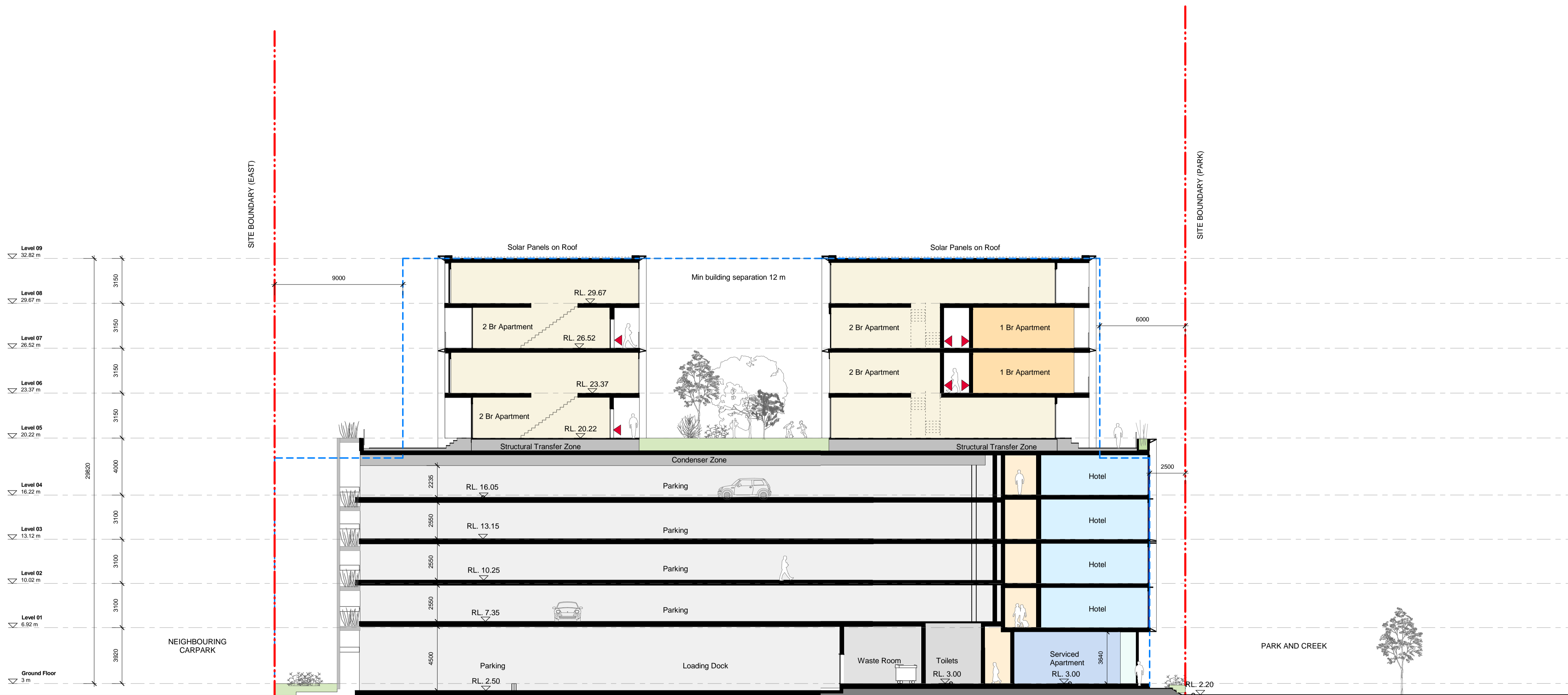
Scale	1 : 150 @ A1	1:300 @ A3
Drawn	MDJ	Checked VG
Project no.	s12109	
Status	DA	
Plot Date	27/10/2017 12:13:39 PM	
Plot File	\\liv-vfp-01\home\GAV\Documents\42HONEYSUCKLEDRIE_BS_ARCH_DA_GAV.rvt	
Drawing no.	A07.004	Revision A

Melbourne 1 Nicholson Street
Melbourne VIC 3000 Australia
T 03 8664 6200 F 03 8664 6300
email mel@batesmart.com.au
http://www.batesmart.com.au

Sydney 43 Brisbane Street
Surry Hills NSW 2010 Australia
T 02 8354 5100 F 02 8354 5199
email syd@batesmart.com.au
http://www.batesmart.com.au


Bates Smart Pty Ltd ABN 70 004 999 400

BATESSMART



42 Honeysuckle Drive
42 Honeysuckle Drive, Newcastle

Section East-West



Check all dimensions and site conditions prior to commencement of any work, the purchase or ordering of any materials, fittings, plant, services or equipment and the preparation of shop drawings and or the fabrication of any components.
Do not scale drawings - refer to figured dimensions only. Any discrepancies shall immediately be referred to the architect for clarification.
All drawings may not be reproduced or distributed without prior permission from the architect.

Revision	Date	Description	Initial	Checked
A	27/09/17	DA Draft	DOMA	BS

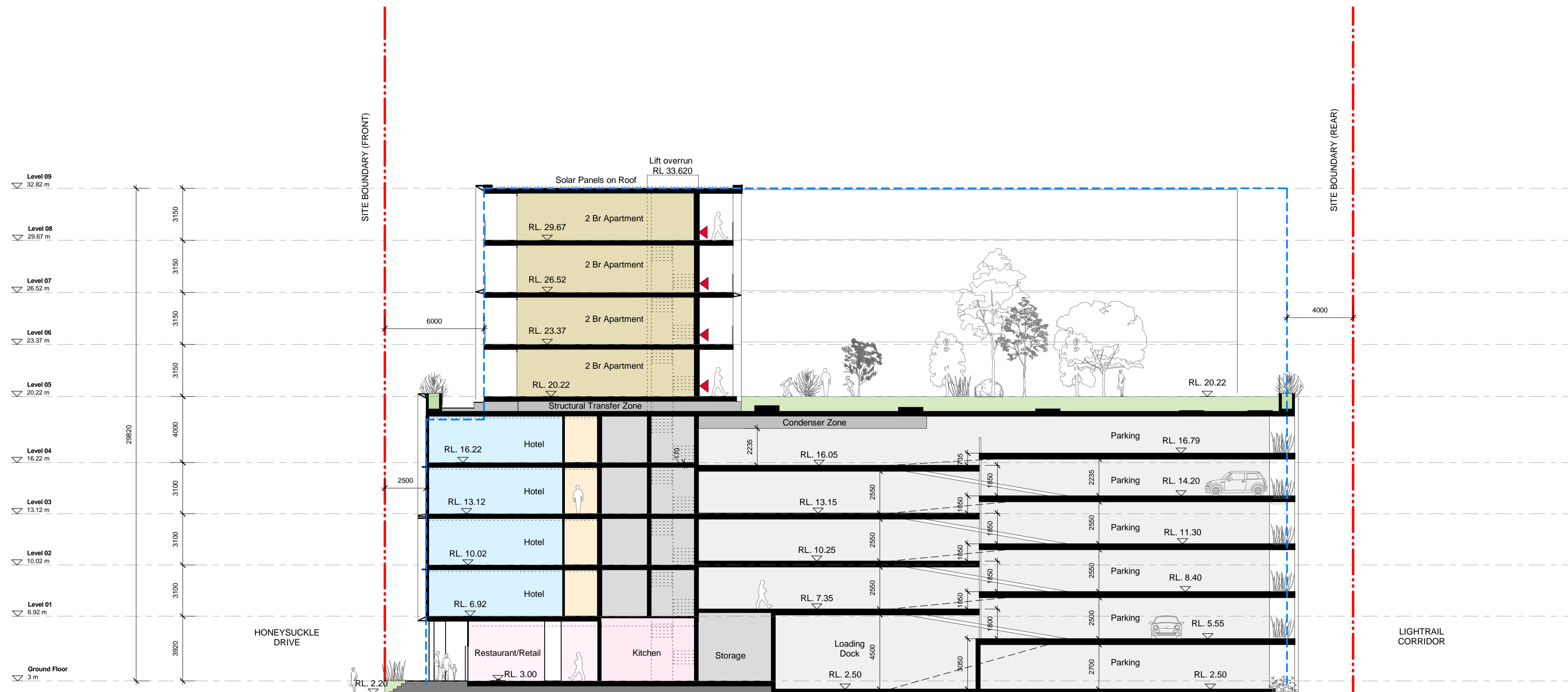
Scale	1 : 150 @ A1	1:300 @ A3
Drawn	MDJ	Checked VG
Project no.	s12109	
Status	DA	
Plot Date	27/10/2017 12:13:42 PM	
Plot File	\\liv-vfp-01\home\GAV\Documents\42HONEYSUCKLEDRIE_BS_ARCH_DA_GAV.rvt	
Drawing no.	A11.001	Revision A

Melbourne 1 Nicholson Street
Melbourne VIC 3000 Australia
T 03 8664 6200 F 03 8664 6300
email mel@batesmart.com.au
http://www.batesmart.com.au

Sydney 43 Brisbane Street
Surry Hills NSW 2010 Australia
T 02 8354 5100 F 02 8354 5199
email syd@batesmart.com.au
http://www.batesmart.com.au


Bates Smart Pty Ltd ABN 70 004 999 400





42 Honeysuckle Drive
42 Honeysuckle Drive, Newcastle

Section North-South



Check all dimensions and site conditions prior to commencement of any work, the purchase or ordering of any materials, fittings, plant, services or equipment and the preparation of shop drawings and or the fabrication of any components.
Do not scale drawings - refer to figured dimensions only. Any discrepancies shall immediately be referred to the architect for clarification.
All drawings may not be reproduced or distributed without prior permission from the architect.

Revision	Date	Description	Initial	Checked
A	27/09/17	DA Draft	DOMA	BS

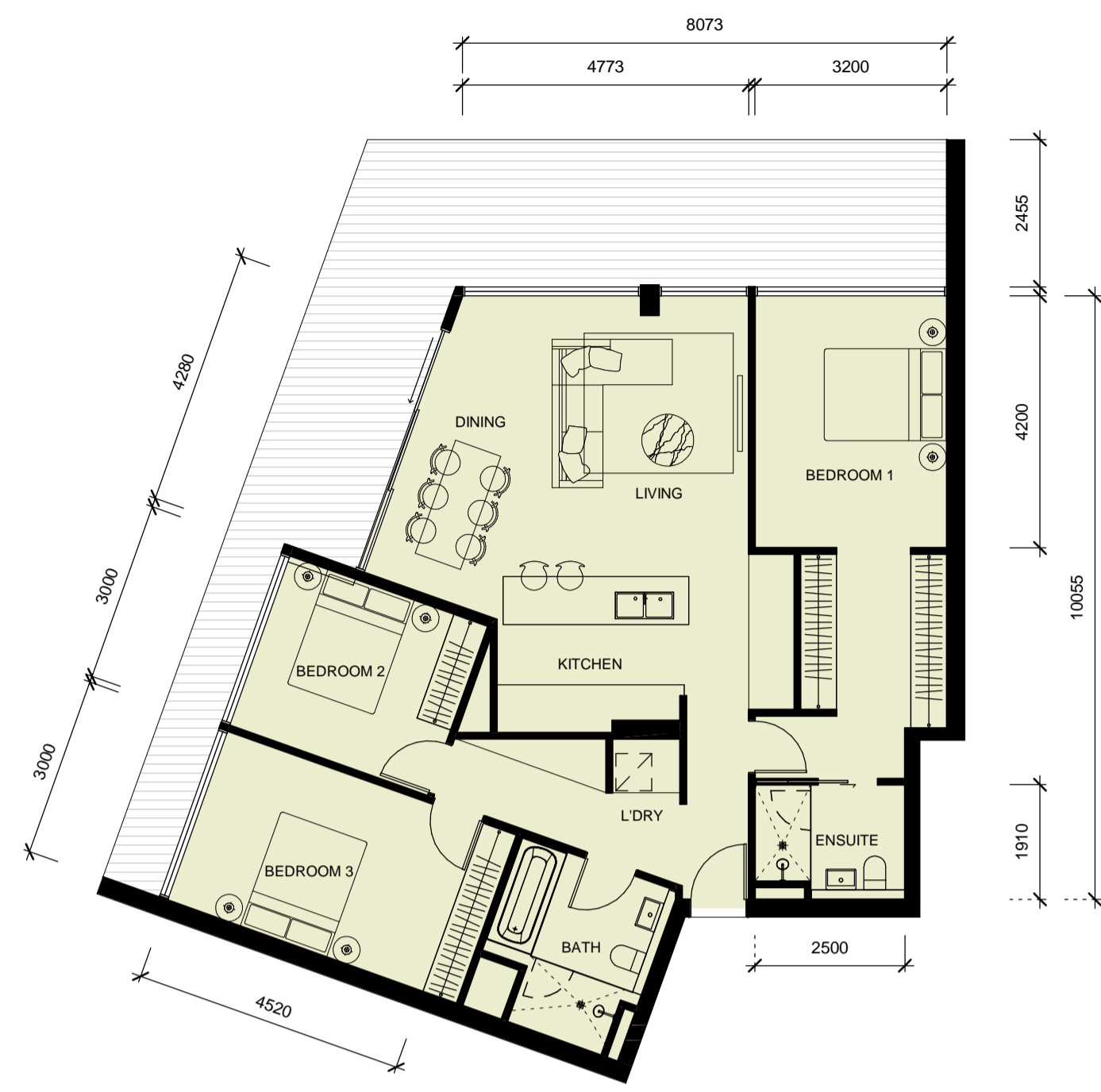
Scale	1 : 150 @ A1	1:300 @ A3
Drawn	MDJ	Checked VG
Project no.	s12109	
Status	DA	
Plot Date	27/10/2017 12:13:44 PM	
Plot File	\\liv-vfp-01\home\GAV\Documents\42HONEYSUCKLEDRIE_BS_ARCH_DA_GAV.rvt	
Drawing no.	A11.002	Revision A

Melbourne 1 Nicholson Street
Melbourne VIC 3000 Australia
T 03 8664 6200 F 03 8664 6300
email mel@batesmart.com.au
http://www.batesmart.com.au

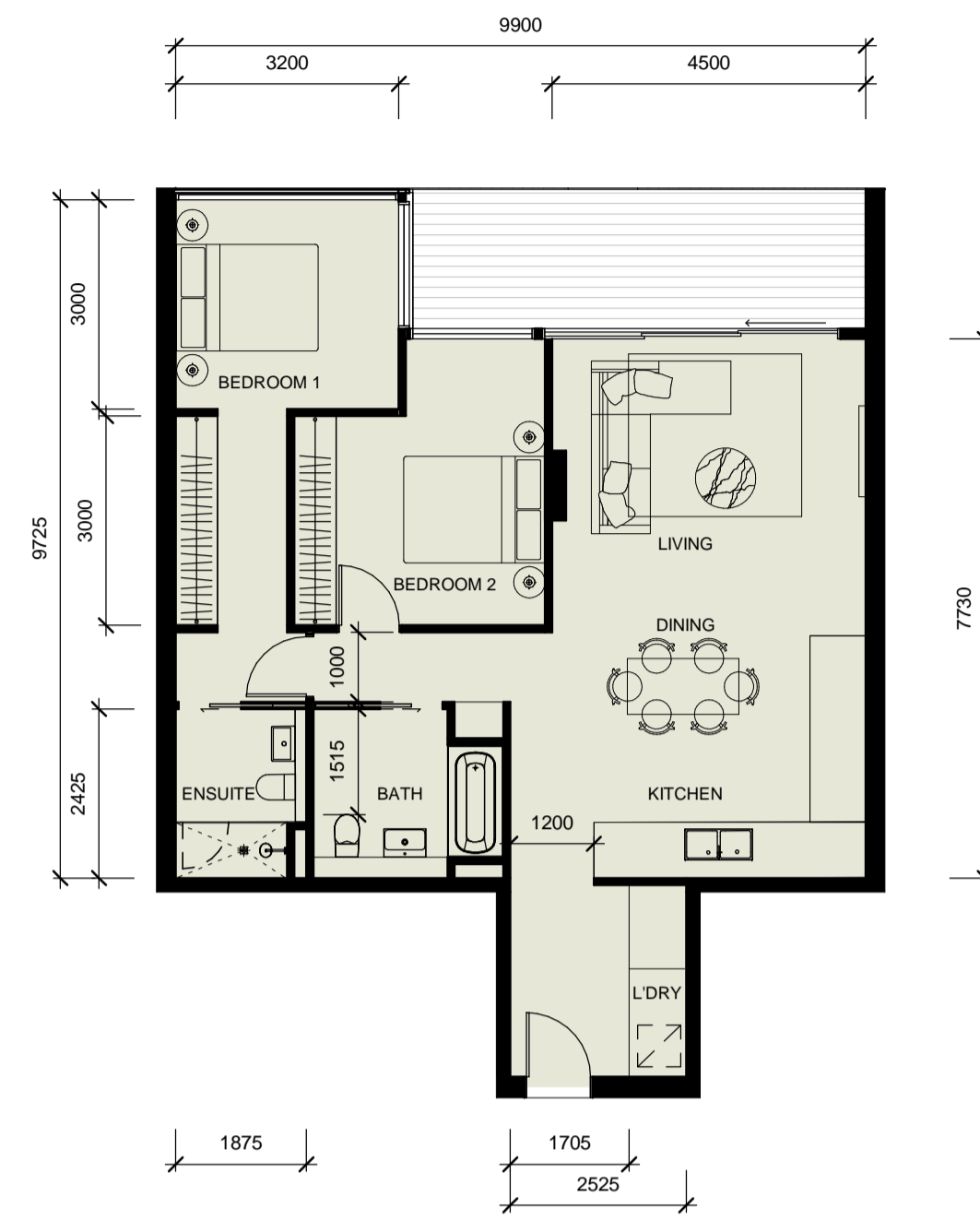
Sydney 43 Brisbane Street
Surry Hills NSW 2010 Australia
T 02 8354 5100 F 02 8354 5199
email syd@batesmart.com.au
http://www.batesmart.com.au

Bates Smart Pty Ltd ABN 70 004 999 400

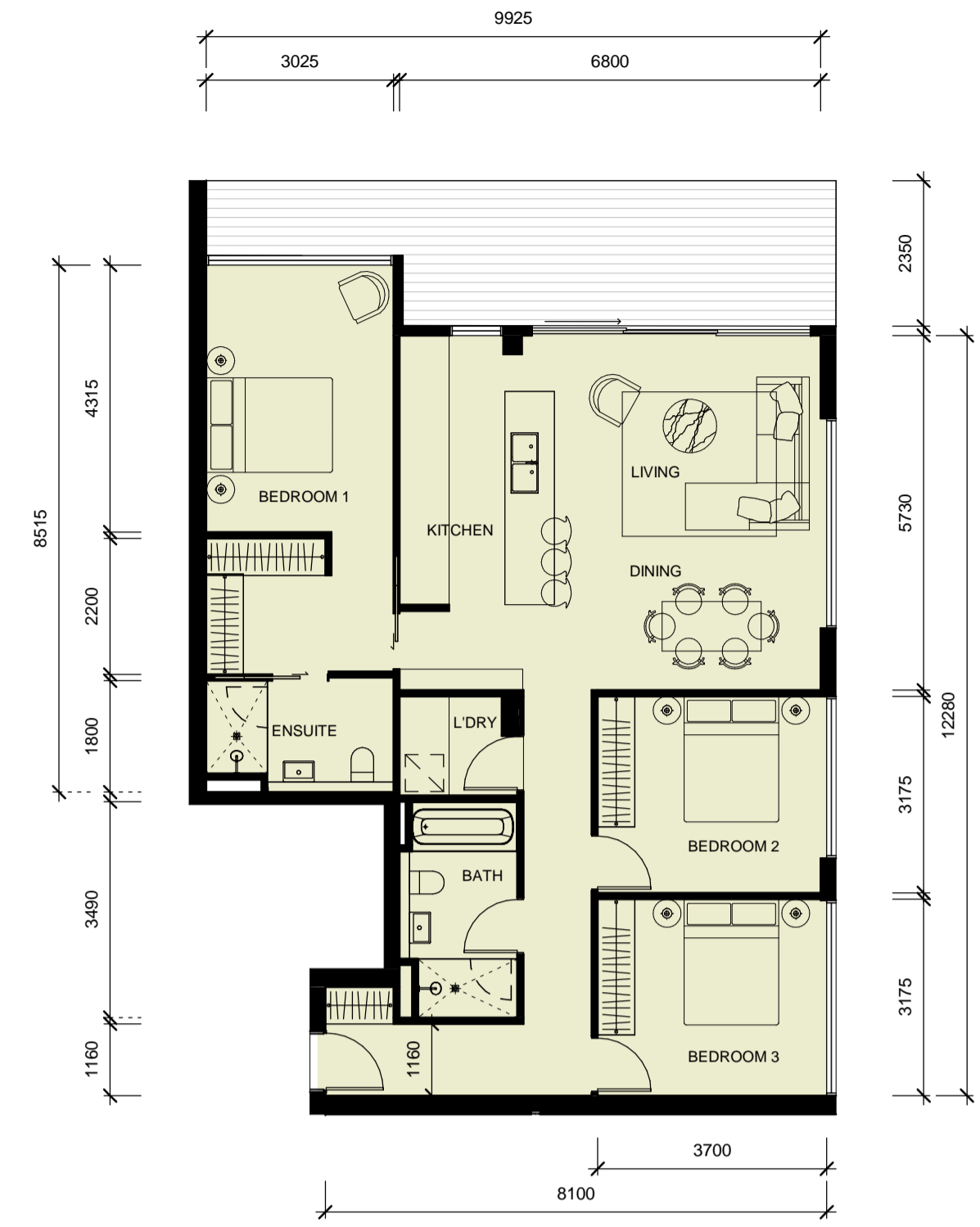




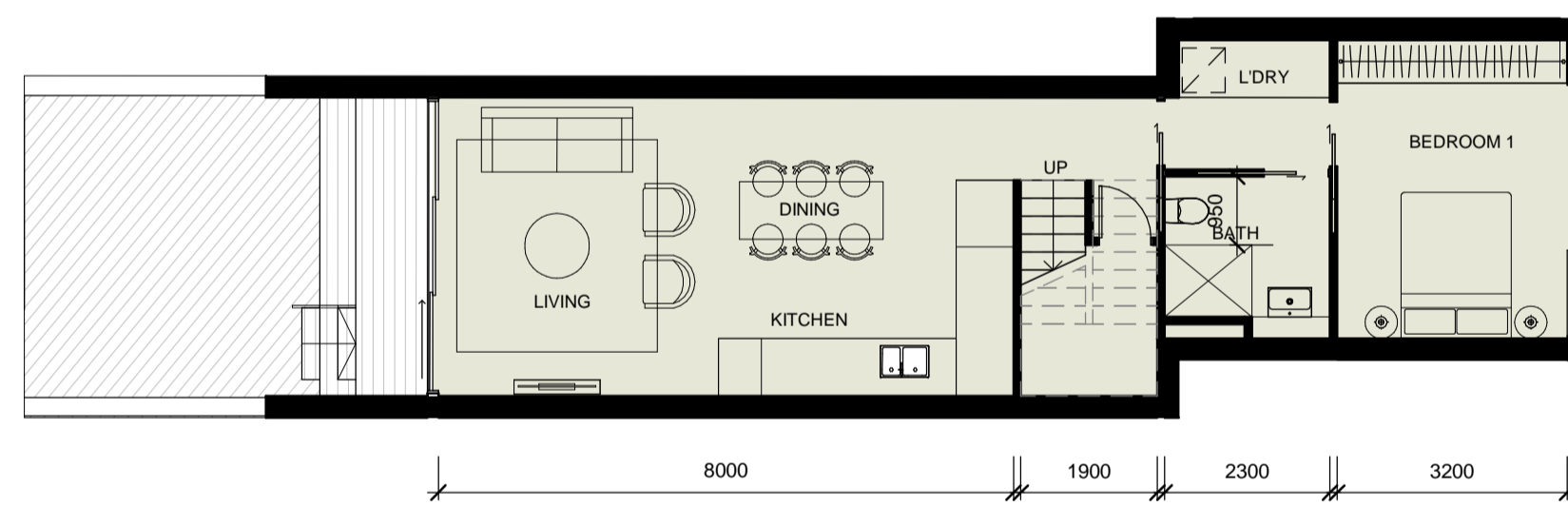
3 BEDROOM (TYPE 3A)



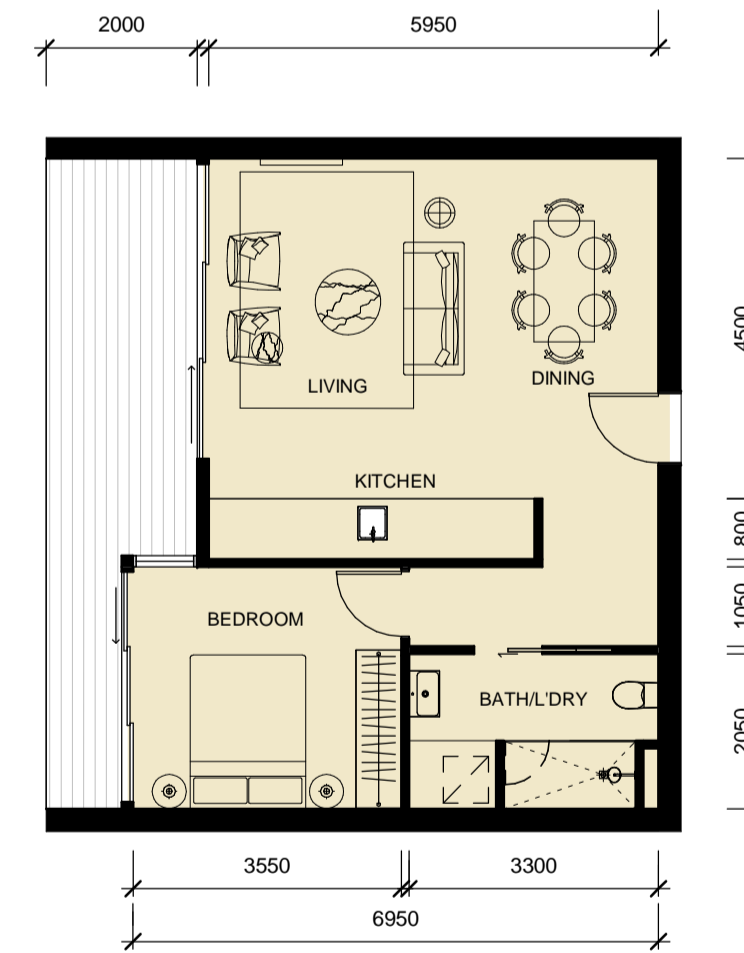
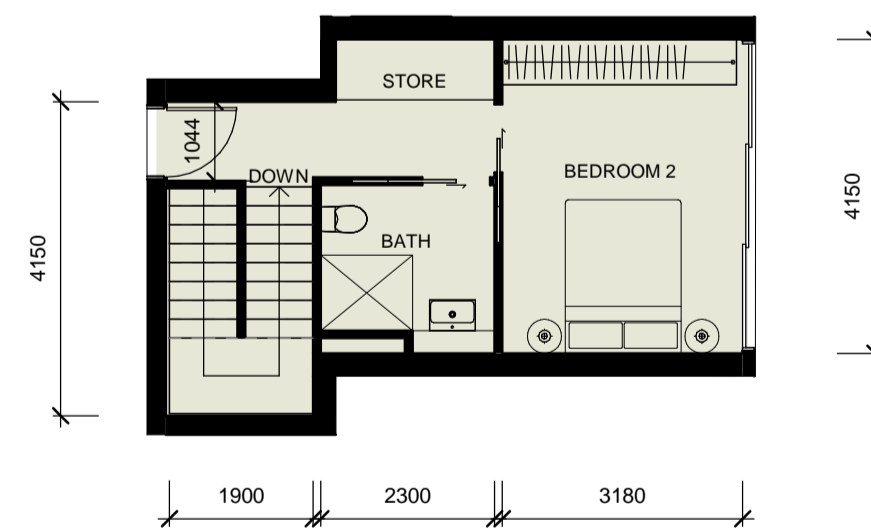
2 BEDROOM (TYPE 2A)
LIVABLE



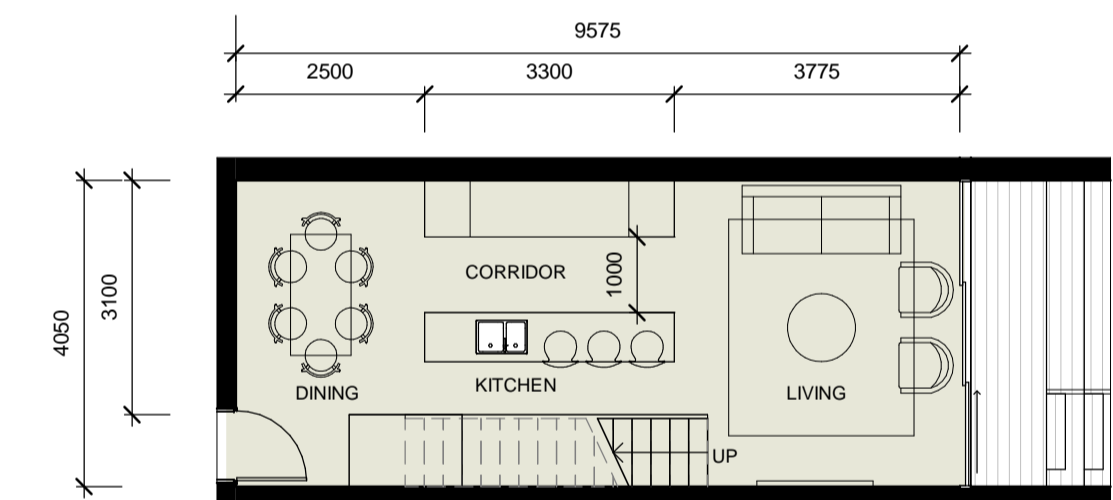
3 BEDROOM (TYPE 3B)



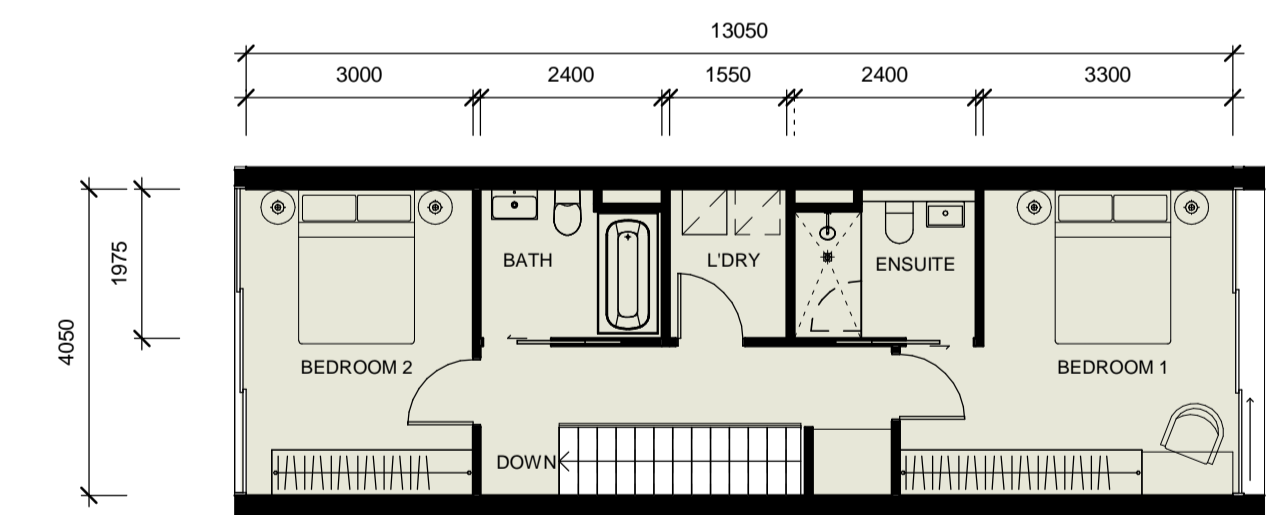
2 BEDROOM CROSSOVER (TYPE 2B)



1 BEDROOM (TYPE 1A)
LIVABLE



2 BEDROOM STACKED (TYPE 2C)



42 Honeysuckle Drive
42 Honeysuckle Drive, Newcastle

Apartment Types 1 of 2

Scale	1 : 100 @ A1	1:200 @ A3
Drawn	MDJ	Checked VG
Project no.	s12109	
Status	DA	
Plot Date	27/10/2017 12:13:50 PM	
Plot File	\\liv-vfp-01\home\GAV\Documents\42HONEYSUCKLEDRIE_BS_ARCH_DA_GAV.rvt	
Drawing no.	A13.001	Revision A

Melbourne 1 Nicholson Street
Melbourne VIC 3000 Australia
T 03 8664 6200 F 03 8664 6300
email mel@batesmart.com.au
http://www.batesmart.com.au

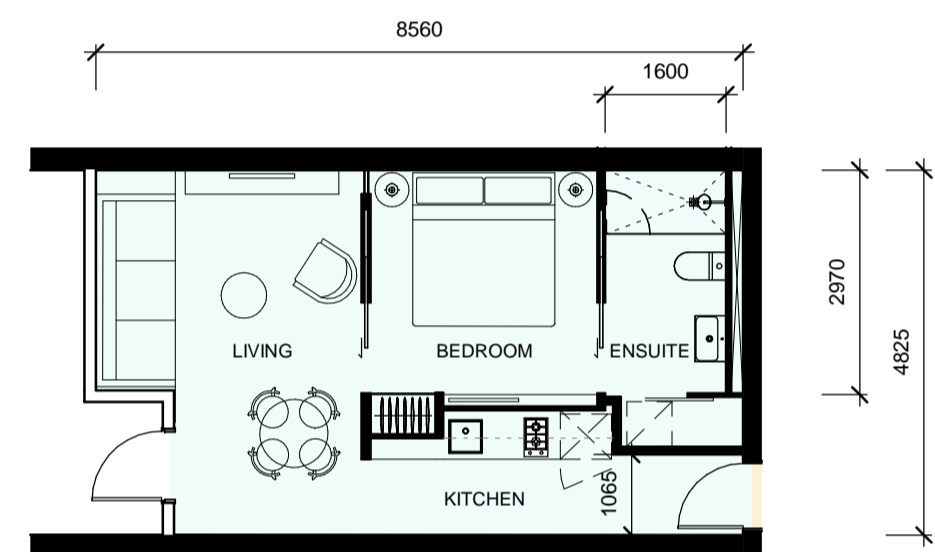
Sydney 43 Brisbane Street
Surry Hills NSW 2010 Australia
T 02 8354 5100 F 02 8354 5199
email syd@batesmart.com.au
http://www.batesmart.com.au

Bates Smart Pty Ltd ABN 70 004 999 400

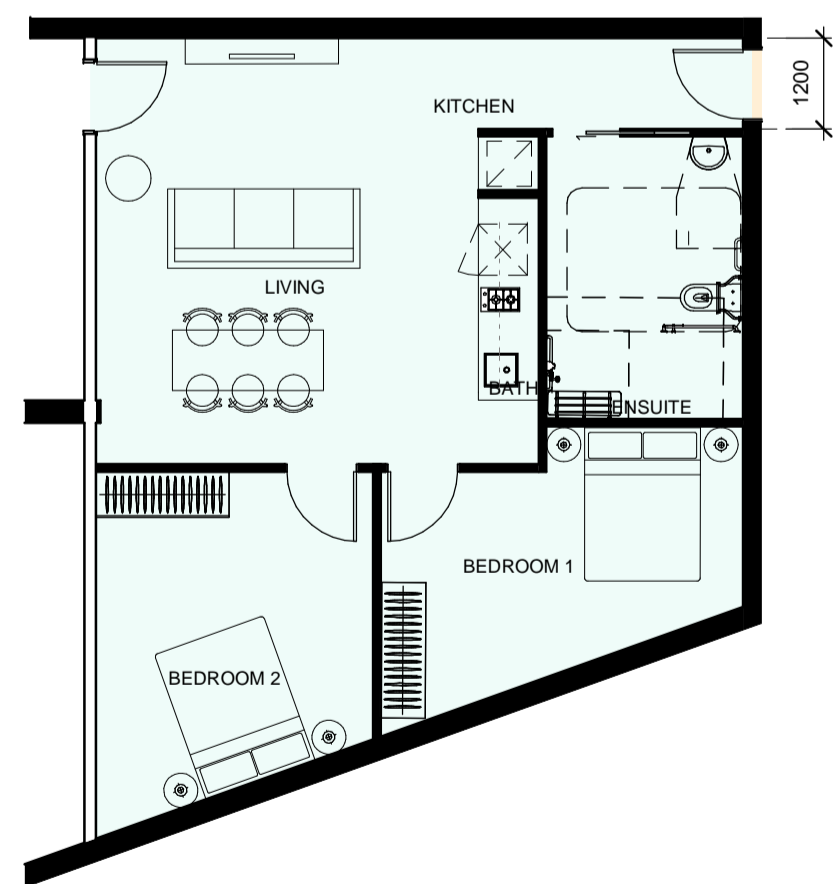
Revision	Date	Description	Initial	Checked
A	27/09/17	DA Draft	DOMA	BS

Check all dimensions and site conditions prior to commencement of any work, the purchase or ordering of any materials, fittings, plant, services or equipment and the preparation of shop drawings and or the fabrication of any components.
Do not scale drawings - refer to figured dimensions only. Any discrepancies shall immediately be referred to the architect for clarification.
All drawings may not be reproduced or distributed without prior permission from the architect.

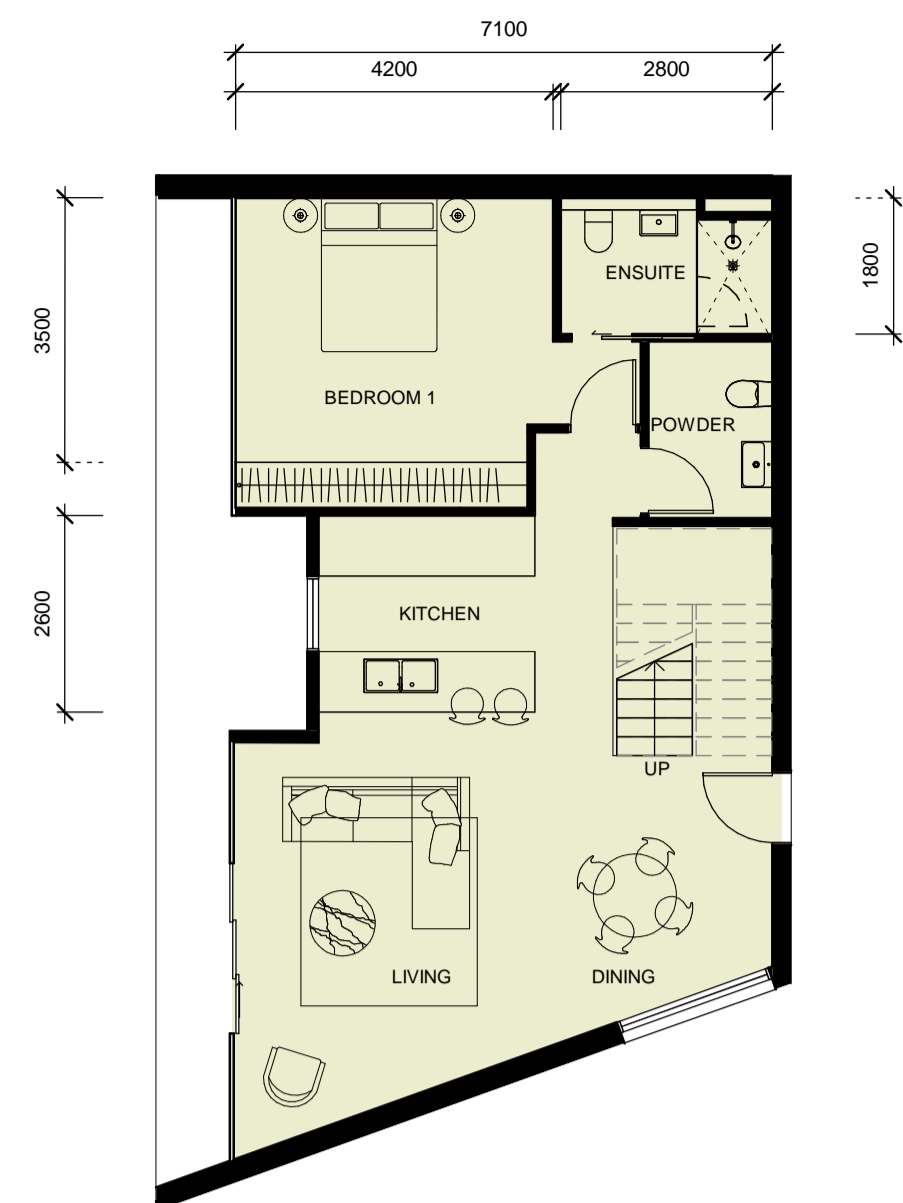
BATESSMART



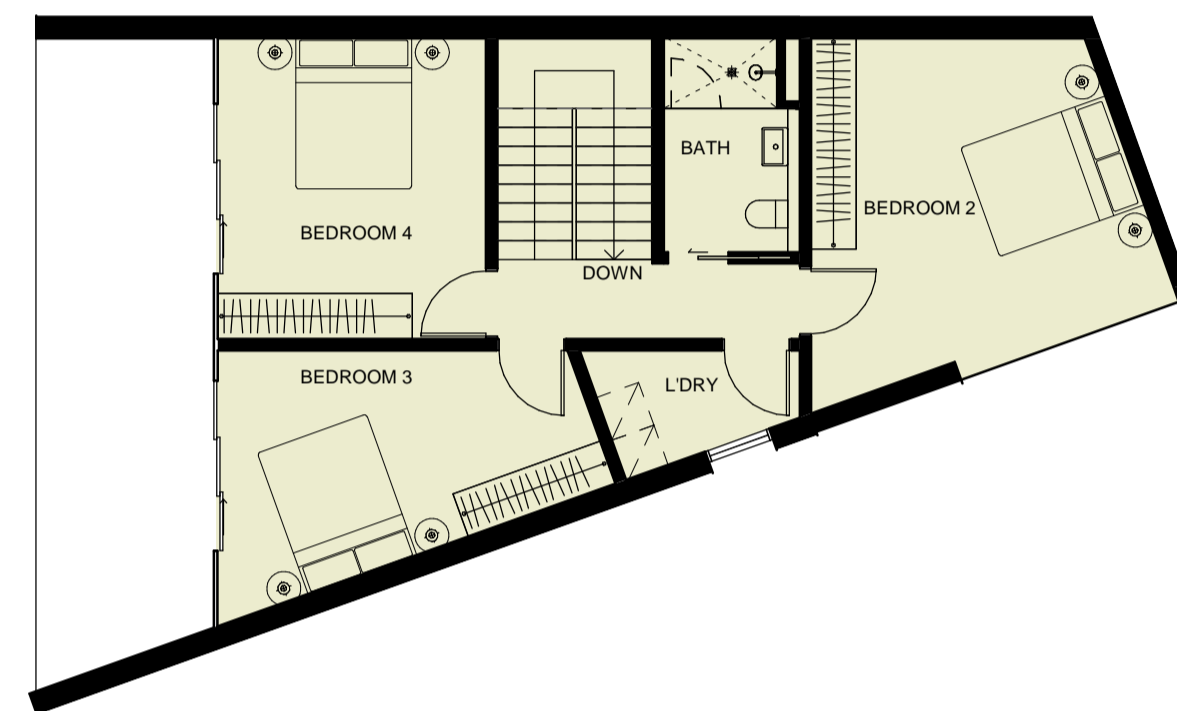
1 BEDROOM (Serviced Apartment)



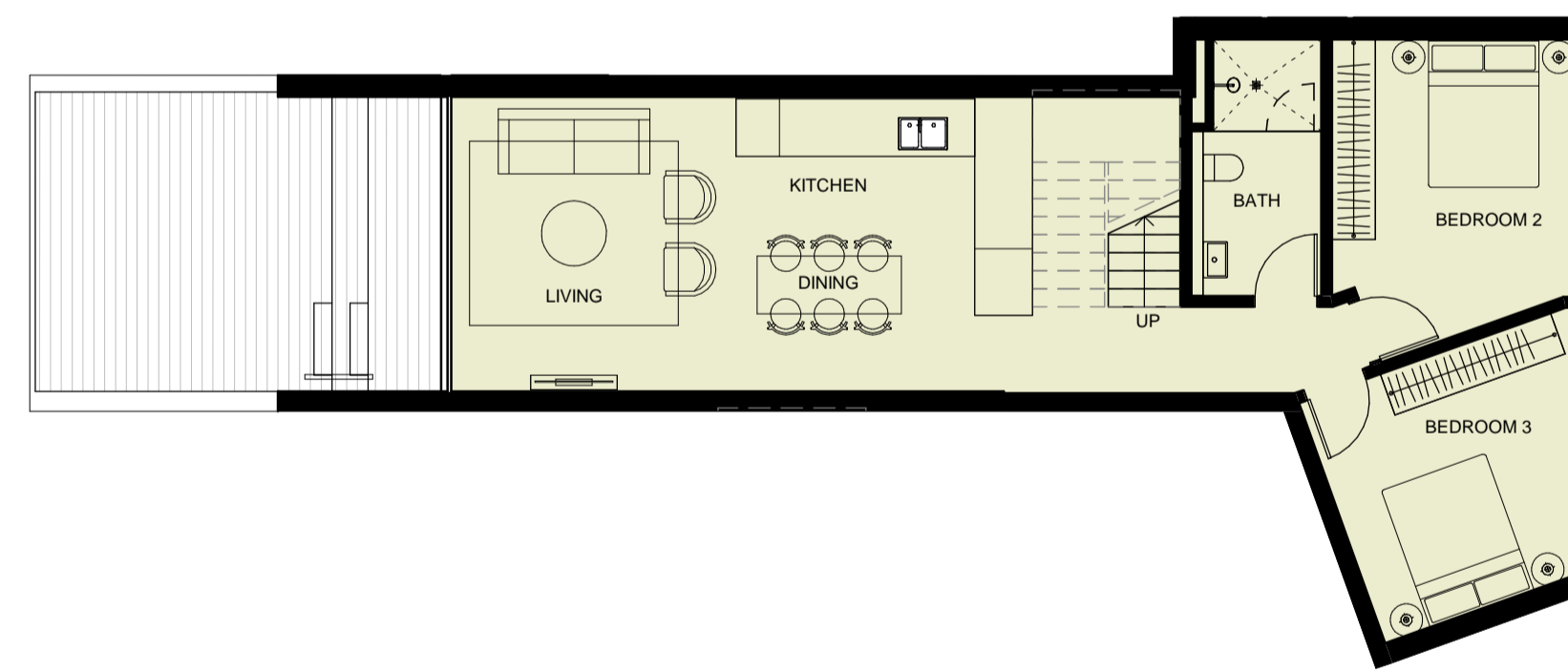
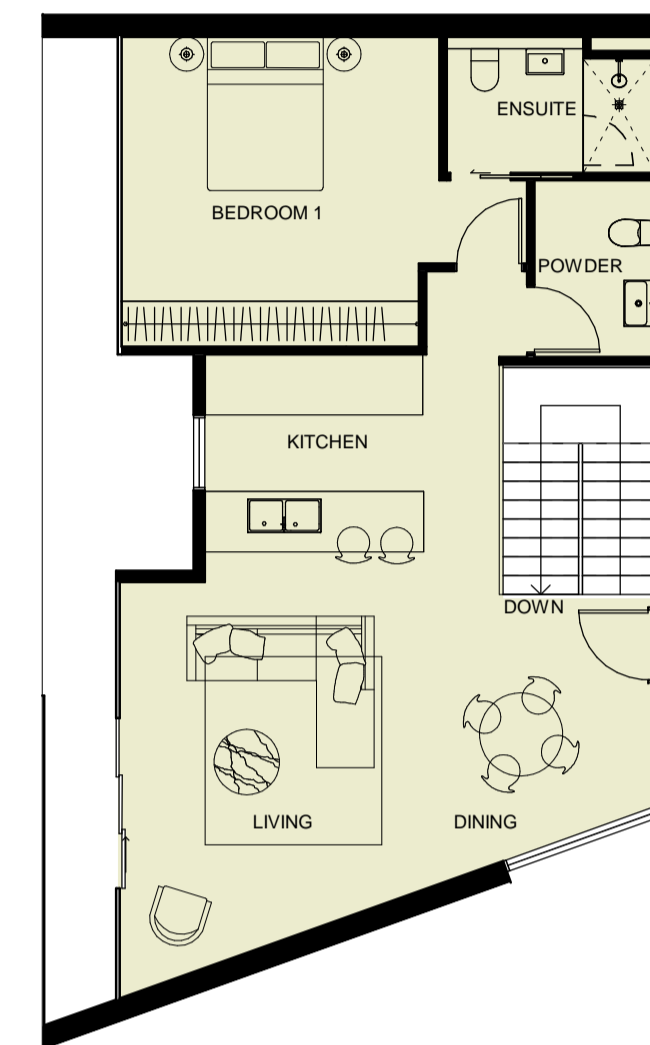
2 BEDROOM (Serviced Apartment)



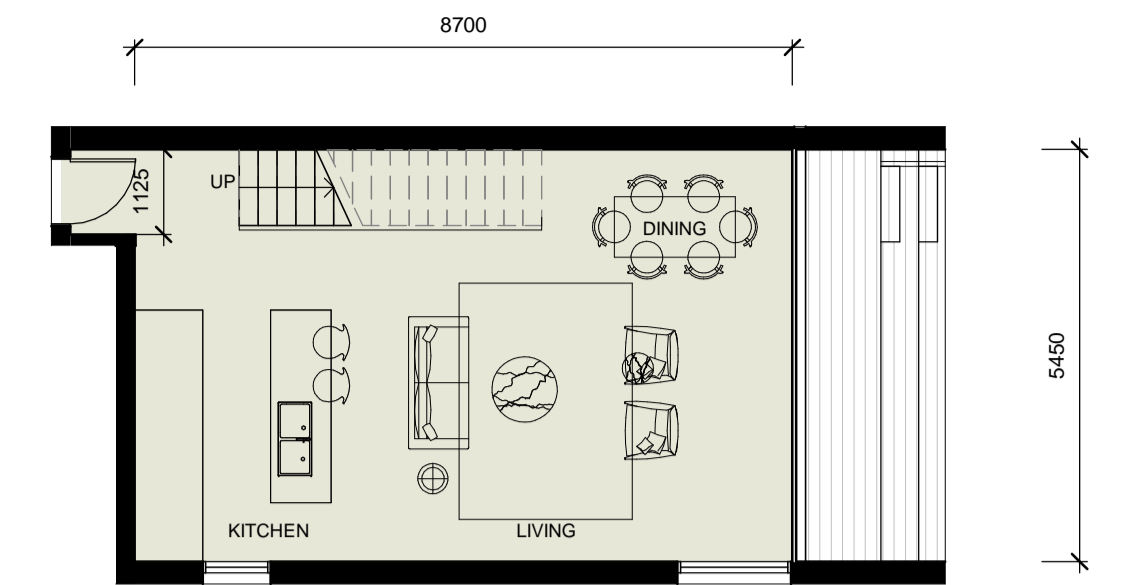
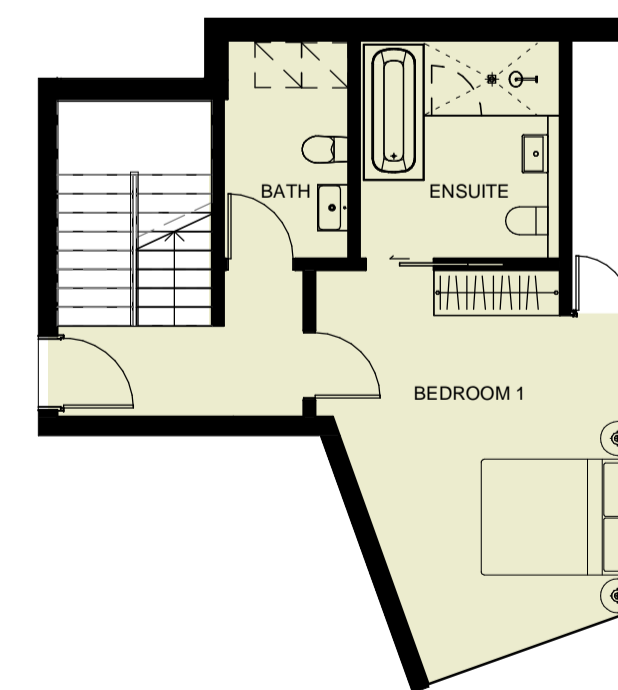
3 BEDROOM (TYPE 3D)



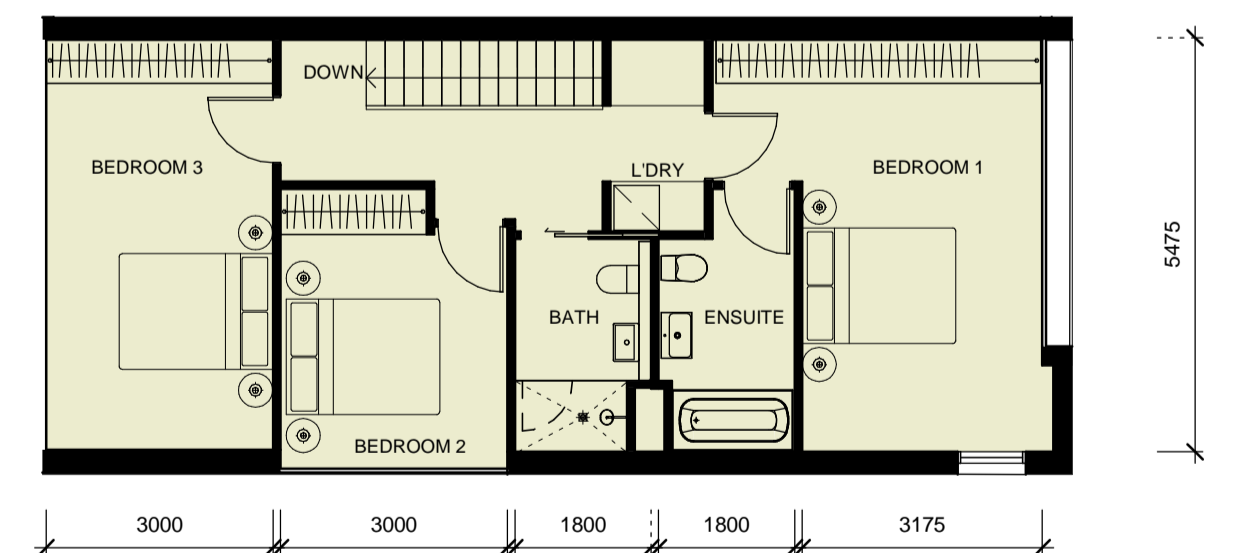

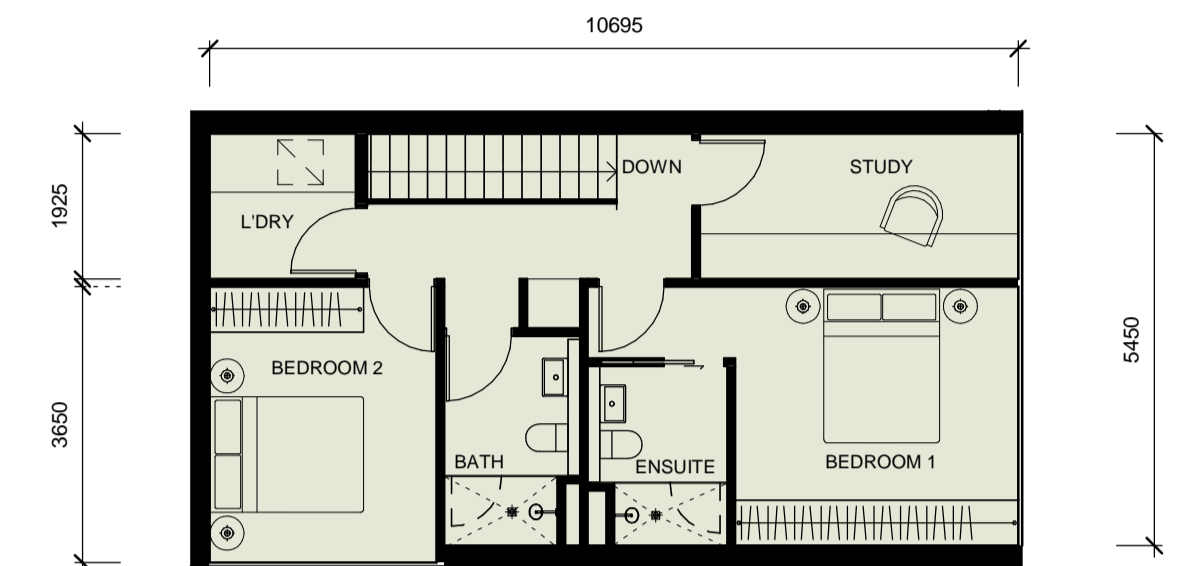
4 BEDROOM (TYPE 4A)



3 BEDROOM (TYPE 3C)



3 BEDROOM (TYPE 2D)



3 BEDROOM (TYPE 3E)

42 Honeysuckle Drive
42 Honeysuckle Drive, Newcastle

Apartment Types 2 of 2

Scale	1 : 100 @ A1	1:200 @ A3
Drawn	MDJ	Checked VG
Project no.	s12109	
Status	DA	
Plot Date	27/10/2017 12:20:36 PM	
Plot File	\\liv-vfp-01\home\GAV\Documents\42HONEYSUCKLEDRIE_BS_ARCH_DA_GAV.rvt	
Drawing no.	Revision	
A13.002	A	

Melbourne 1 Nicholson Street
Melbourne VIC 3000 Australia
T 03 8664 6200 F 03 8664 6300
email mel@batesmart.com.au
http://www.batesmart.com.au

Sydney 43 Brisbane Street
Surry Hills NSW 2010 Australia
T 02 8354 5100 F 02 8354 5199
email syd@batesmart.com.au
http://www.batesmart.com.au

Bates Smart Pty Ltd ABN 70 004 999 400

A	27/09/17	DA Draft	DOMA	BS
Revision	Date	Description	Initial	Checked

Check all dimensions and site conditions prior to commencement of any work, the purchase or ordering of any materials, fittings, plant, services or equipment and the preparation of shop drawings and/or the fabrication of any components.
Do not scale drawings - refer to figured dimensions only. Any discrepancies shall immediately be referred to the architect for clarification.
All drawings may not be reproduced or distributed without prior permission from the architect.

BATESSMART



- EXTERNAL WALL
- PARTITION WALL
- INTERNAL WALLS
- WINDOW

1 Level 05 (Basix) 1:150

42 Honeysuckle Drive
42 Honeysuckle Drive, Newcastle

A15 Basix
Level 5 Plan Basix

Check all dimensions and site conditions prior to commencement of any work, the purchase or ordering of any materials, fittings, plant, services or equipment and the preparation of shop drawings and/or the fabrication of any components.
Do not scale drawings - refer to figured dimensions only. Any discrepancies shall immediately be referred to the architect for clarification.
All drawings may not be reproduced or distributed without prior permission from the architect.

Revision	Date	Description	Initial	Checked

Scale	As indicated @ A1	1:300 @ A3
Drawn	AA	Checked VG
Project no.	s12109	
Status	DA	
Plot Date	27/10/2017 12:14:08 PM	
Plot File	\\liv-vfp-01\home\GAV\Documents\42HONEYSUCKLEDRIE_BS_ARCH_DA_GAV.rvt	
Drawing no.	Revision	

A15.105

Melbourne 1 Nicholson Street
Melbourne VIC 3000 Australia
T 03 8664 6200 F 03 8664 6300
email mel@batesmart.com.au
http://www.batesmart.com.au

Sydney 43 Brisbane Street
Surry Hills NSW 2010 Australia
T 02 8354 5100 F 02 8354 5199
email syd@batesmart.com.au
http://www.batesmart.com.au

Bates Smart Pty Ltd ABN 70 004 999 400

BATESSMART



- EXTERNAL WALL
- PARTITION WALL
- INTERNAL WALLS
- WINDOW

1 Level 06 (Basix) 1 : 150

42 Honeysuckle Drive
42 Honeysuckle Drive, Newcastle

Level 06 Plan Basix

Check all dimensions and site conditions prior to commencement of any work, the purchase or ordering of any materials, fittings, plant, services or equipment and the preparation of shop drawings and/or the fabrication of any components.
Do not scale drawings - refer to figured dimensions only. Any discrepancies shall immediately be referred to the architect for clarification.
All drawings may not be reproduced or distributed without prior permission from the architect.

Revision	Date	Description	Initial	Checked

Scale	As indicated @ A1	1:300 @ A3
Drawn	AA	Checked VG
Project no.	s12109	
Status	DA	
Plot Date	27/10/2017 12:14:17 PM	
Plot File	\\liv-vfp-01\home\GAV\Documents\42HONEYSUCKLEDRIE_BS_ARCH_DA_GAV.rvt	
Drawing no.	A15.106	Revision

Melbourne 1 Nicholson Street
Melbourne VIC 3000 Australia
T 03 8664 6200 F 03 8664 6300
email mel@batesmart.com.au
http://www.batesmart.com.au

Sydney 43 Brisbane Street
Surry Hills NSW 2010 Australia
T 02 8354 5100 F 02 8354 5199
email syd@batesmart.com.au
http://www.batesmart.com.au

Bates Smart Pty Ltd ABN 70 004 999 400

BATESSMART



- EXTERNAL WALL
- PARTITION WALL
- INTERNAL WALLS
- WINDOW

1 Level 07 (Basix) 1: 150

42 Honeysuckle Drive
42 Honeysuckle Drive, Newcastle

Level 7 Plan Basix

Check all dimensions and site conditions prior to commencement of any work, the purchase or ordering of any materials, fittings, plant, services or equipment and the preparation of shop drawings and/or the fabrication of any components.
Do not scale drawings - refer to figured dimensions only. Any discrepancies shall immediately be referred to the architect for clarification.
All drawings may not be reproduced or distributed without prior permission from the architect.

Revision	Date	Description	Initial	Checked

Scale	As indicated @ A1	1:300 @ A3
Drawn	AA	Checked VG
Project no.	s12109	
Status	DA	
Plot Date	27/10/2017 12:14:25 PM	
Plot File	\\liv-vfp-01\home\GAV\Documents\42HONEYSUCKLEDRIE_BS_ARCH_DA_GAV.rvt	
Drawing no.	A15.107	Revision

Melbourne 1 Nicholson Street
Melbourne VIC 3000 Australia
T 03 8664 6200 F 03 8664 6300
email mel@batesmart.com.au
http://www.batesmart.com.au

Sydney 43 Brisbane Street
Surry Hills NSW 2010 Australia
T 02 8354 5100 F 02 8354 5199
email syd@batesmart.com.au
http://www.batesmart.com.au

Bates Smart Pty Ltd ABN 70 004 999 400

BATESSMART

