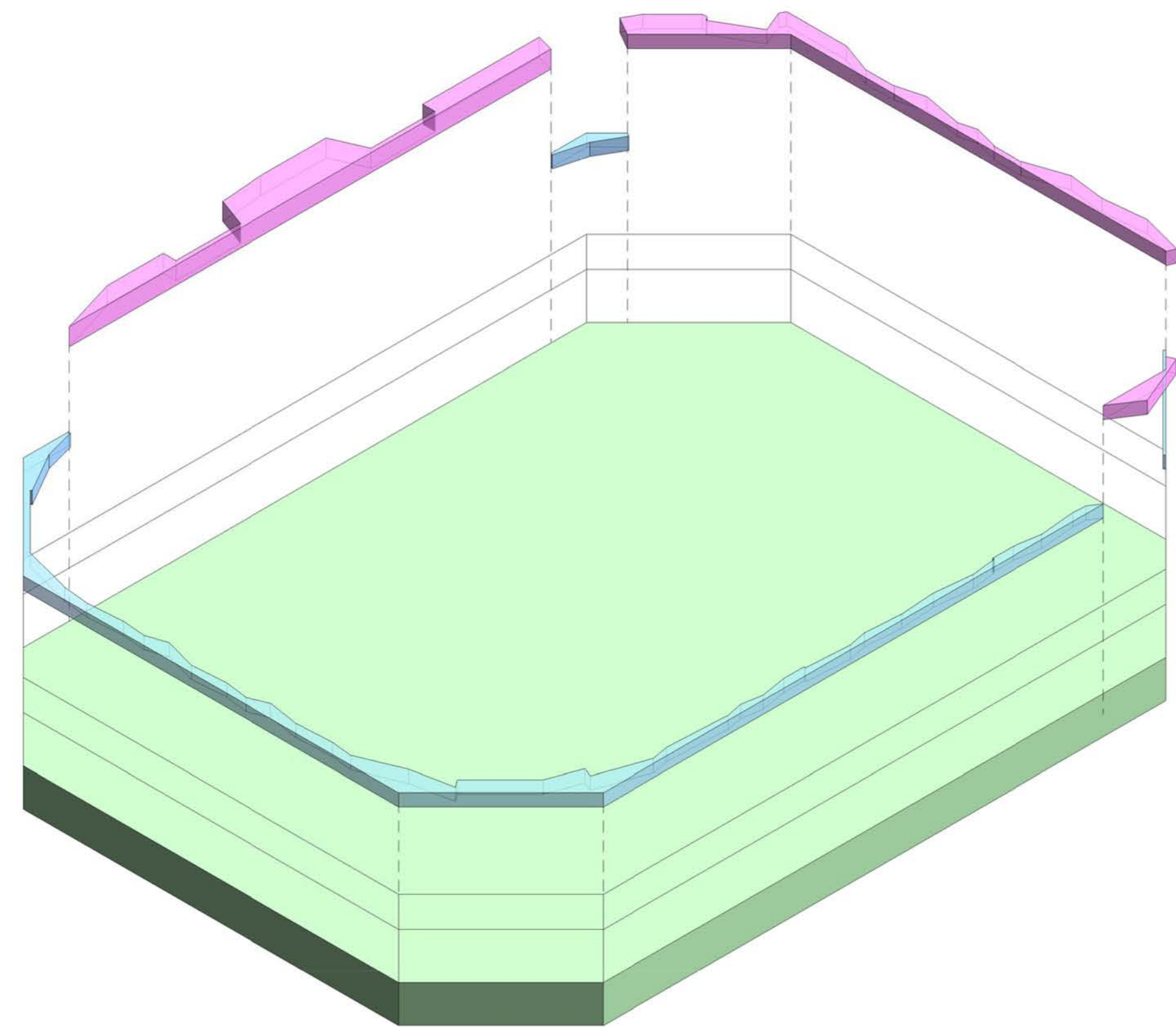


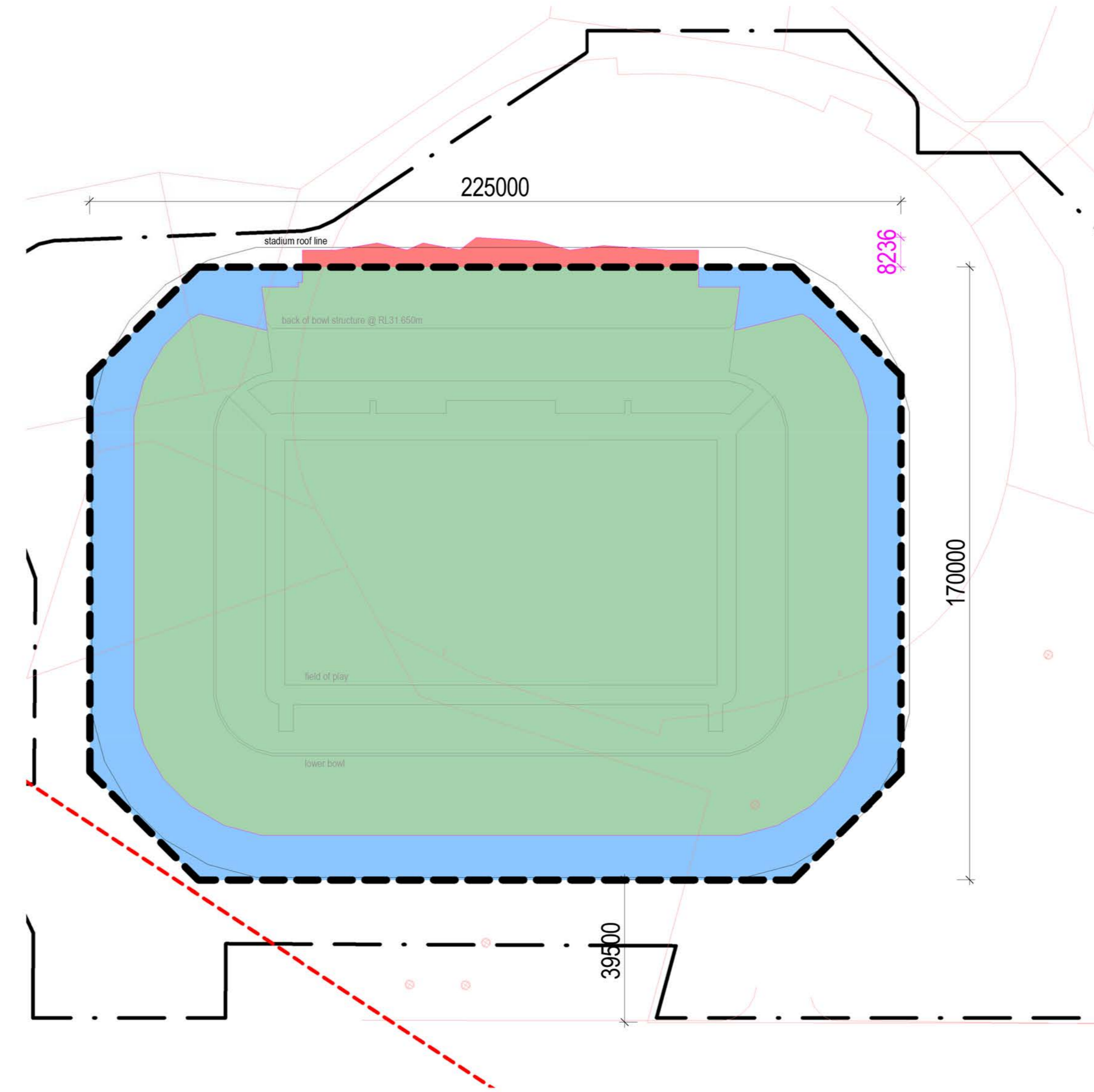
1 L01 (RL 9.120 - RL 20.070) - STADIUM ENVELOPE ANALYSIS
1:1000

STADIUM ENVELOPE = 36,450.00m²
 L01 STRUCTURE OUTSIDE ENVELOPE = 1,330.962m²
 PERCENTAGE OUTSIDE ENVELOPE = 3.65%
 L01 UN-USED ENVELOPE SPACE = 1,040.971m²
 PERCENTAGE OF UN-USED ENVELOPE = 2.86%



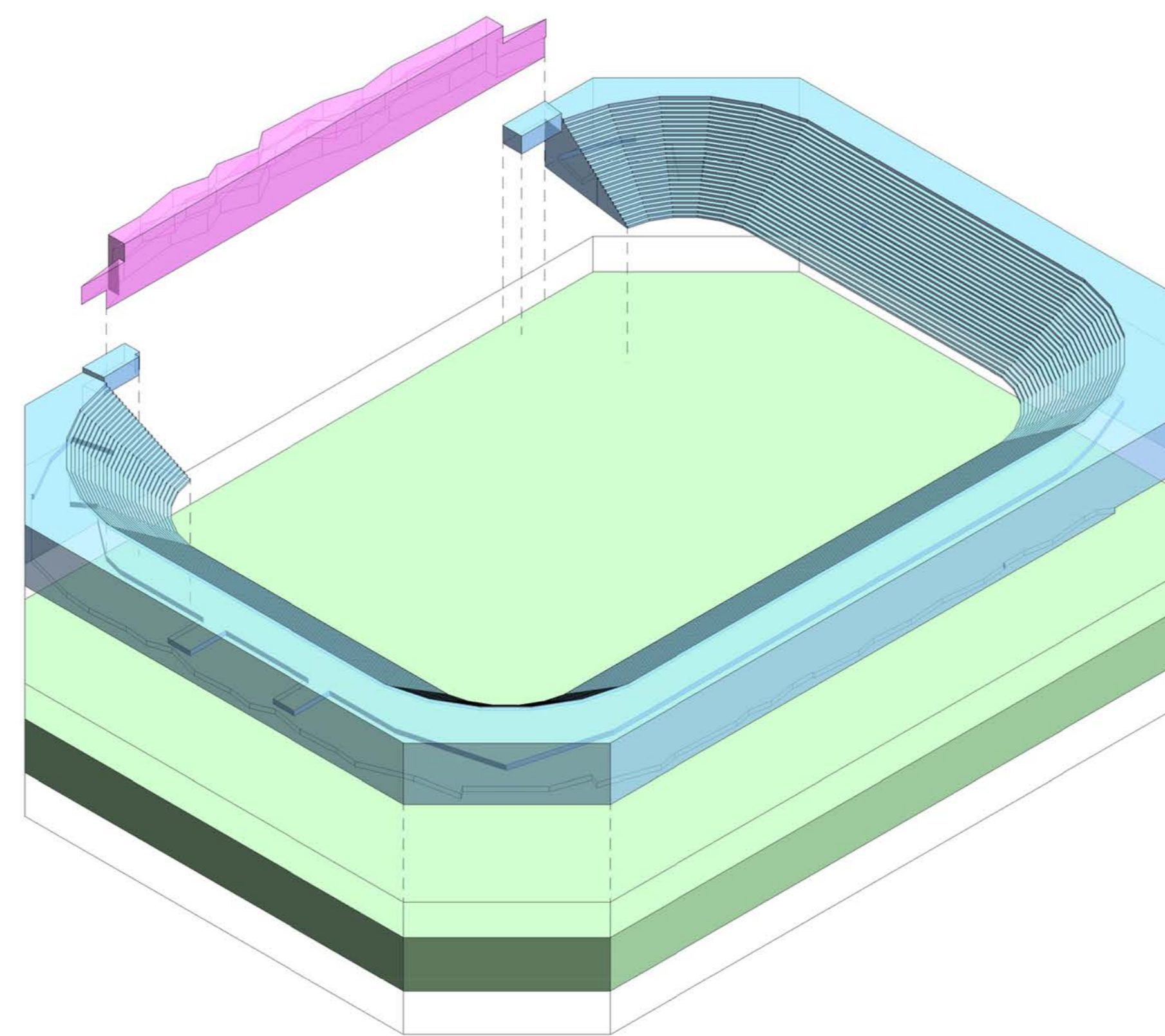
4 L01 (RL 9.120 - RL 20.070) - STADIUM ENVELOPE ANALYSIS

RL 9.120 - RL 20.070 ENVELOPE VOLUME = 399,127.500m³
 L01 VOLUME STRUCTURE OUTSIDE ENVELOPE VOLUME = 5,807.130m³
 PERCENTAGE OUTSIDE ENVELOPE VOLUME = 1.45%
 L01 UN-USED VOLUME SPACE INSIDE ENVELOPE VOLUME = 3,747.495m³
 PERCENTAGE UN-USED INSIDE ENVELOPE VOLUME = 0.94%



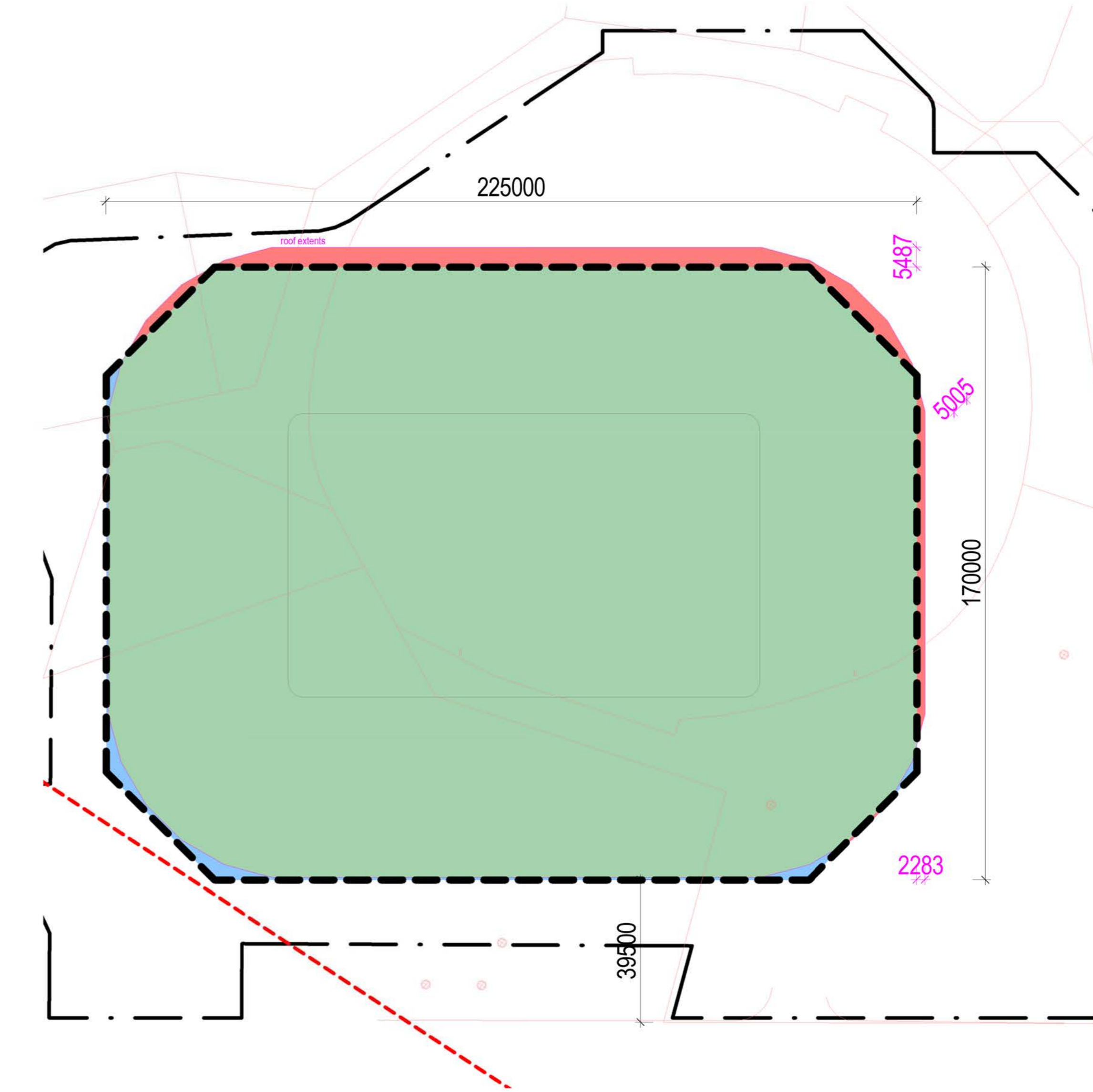
2 BACK OF BOWL (RL 20.070 - RL 33.570) - STADIUM ENVELOPE ANALYSIS
1:1000

STADIUM ENVELOPE = 36,450.00m²
 BOWL STRUCTURE OUTSIDE ENVELOPE = 641.325m²
 PERCENTAGE OUTSIDE ENVELOPE = 1.76%
 BOWL UN-USED ENVELOPE SPACE = 6,557.641m²
 PERCENTAGE OF UN-USED ENVELOPE = 17.99%



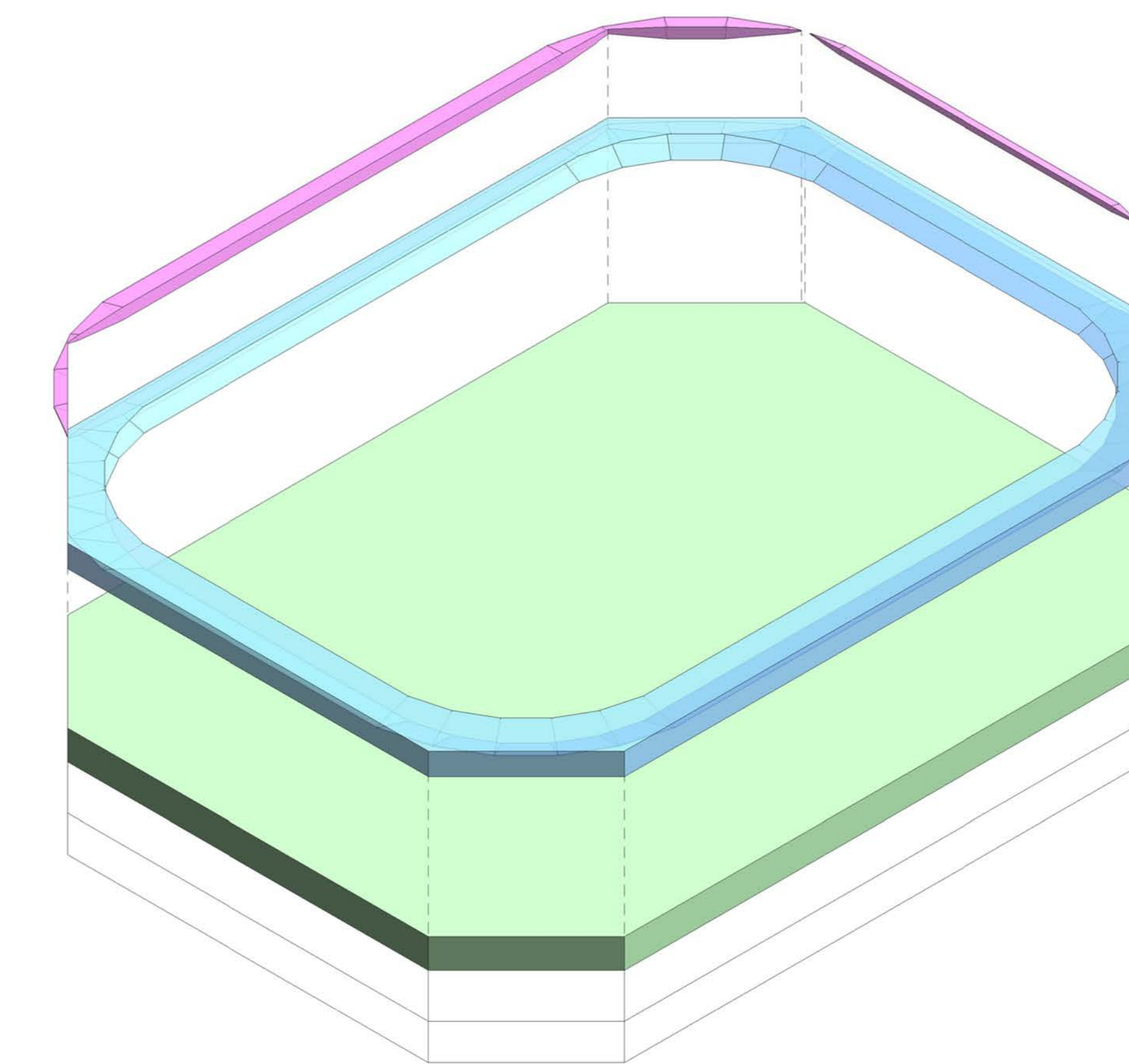
5 BACK OF BOWL (RL 20.070 - RL 33.570) - STADIUM ENVELOPE ANALYSIS

RL 20.070 - RL 33.570 ENVELOPE VOLUME = 492,121.047m³
 BOWL VOLUME STRUCTURE OUTSIDE ENVELOPE VOLUME = 9,409.888m³
 PERCENTAGE OUTSIDE ENVELOPE VOLUME = 1.91%
 BOWL UN-USED VOLUME SPACE INSIDE ENVELOPE VOLUME = 162,476.866m³
 PERCENTAGE UN-USED INSIDE ENVELOPE VOLUME = 33.02%



3 UPPER (RL 33.570 - RL 42.50) - STADIUM ENVELOPE ANALYSIS
1:1000

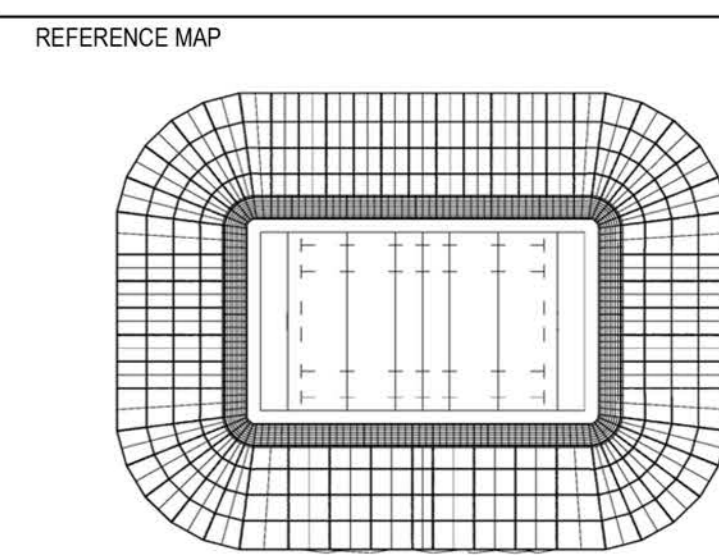
STADIUM ENVELOPE = 36,450.00m²
 UPPER STRUCTURE OUTSIDE ENVELOPE = 1,299.393m²
 PERCENTAGE OUTSIDE ENVELOPE = 3.56%
 UPPER UN-USED ENVELOPE SPACE = 420.598m²
 PERCENTAGE OF UN-USED ENVELOPE = 1.15%



6 UPPER (RL 33.570 - RL 42.50) - STADIUM ENVELOPE ANALYSIS

RL 33.570 - RL 42.50 ENVELOPE VOLUME = 325,452.453m³
 UPPER VOLUME STRUCTURE OUTSIDE ENVELOPE VOLUME = 1,974.986m³
 PERCENTAGE OUTSIDE ENVELOPE VOLUME = 0.61%
 UPPER UN-USED VOLUME SPACE INSIDE ENVELOPE VOLUME = 21,288.264m³
 PERCENTAGE UN-USED INSIDE ENVELOPE VOLUME = 6.54%

FOR INFORMATION



STRUCTURAL, CIVIL & SERVICES ENGINEER
aurecon

COST CONSULTANT:

LANDSCAPE ARCHITECT:
ASPECT Studios™

NOTES:

DISCLAIMER
 USE FIGURED DIMENSIONS ONLY DO NOT SCALE FROM DRAWING CHECK & VERIFY ALL DIMENSIONS ON SITE BEFORE FABRICATION OR SET OUT.

This drawing is diagrammatic and shows general arrangements. Any information involving measurement of the works shall be taken from documented dimensions on the architectural and structural drawings, workshop drawings by others and conditions on site. The works shall comply with the contract conditions and Statutory Regulations.

All rights reserved. This work is copyright and cannot be reproduced or copied in any form or by any means graphic, electronic or mechanical, including photocopying without the written permission of Populous architects in association. Any licence, expressed or implied, to use this document for any purpose whatsoever is restricted to the terms of the agreement or implied agreement between Populous and the instructing party.

THIS DRAWING IS AN UNCONTROLLED COPY, UNLESS NOTED OTHERWISE.

REV	DESCRIPTION	DATE
1	FOR INFORMATION	03.02.2017
2	FOR INFORMATION	10.02.2017
3	ISSUED FOR DA	17.02.2017
4	ISSUED FOR DA	28.02.2017
5	ISSUED FOR DA	27.04.2017

ARCHITECT:
POPULOUS™
 Suite 108
 88 Great Buckingham Street
 Parramatta, NSW 2150
 AUSTRALIA
 t +61(0) 2 9644 3400
 f +61(0) 2 9639 9188
 www.populous.com
 E-mail: sport.au@populous.com

PROJECT
**WEST SYDNEY STADIUM
 PARRAMATTA**

SHEET TITLE
STADIUM ENVELOPE ANALYSIS

PROJECT NUMBER 16-7344-10	REVIEWED AB
COORDINATED NM	APPROVED SG
SCALE 100% @ A0 1:1000	NORTH POINT
PHASE DD	DRAWING NUMBER AD_9.00.032
	REVISION 5