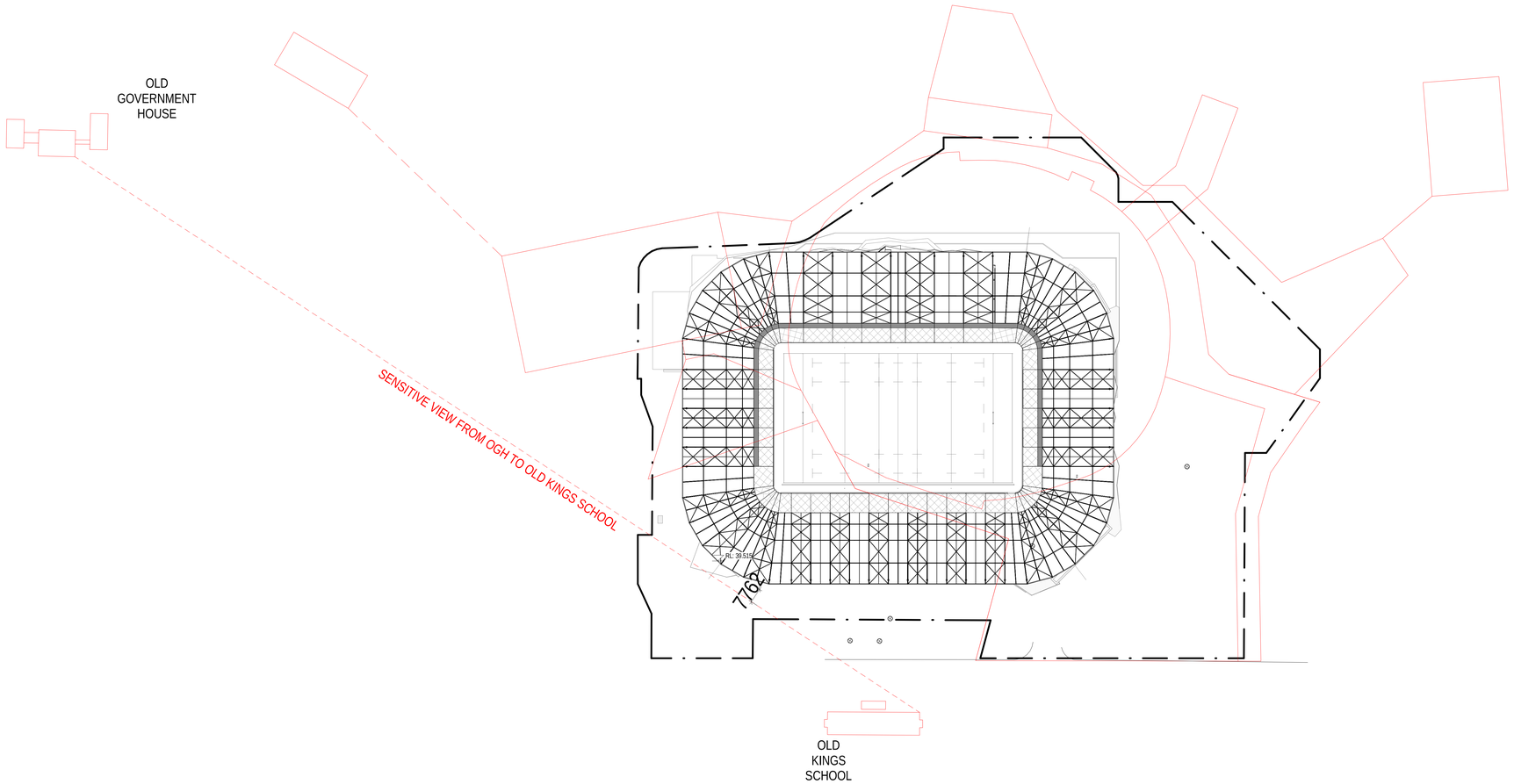

REFERENCE MAP

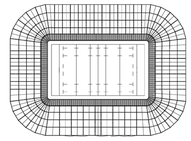

CLIENT :

lendlease

STRUCTURAL, CIVIL & SERVICES ENGINEER :

aurecon

COST CONSULTANT:

LANDSCAPE ARCHITECT:

ASPECT Studios™

NOTES:

DISCLAIMER

USE FIGURED DIMENSIONS ONLY DO NOT SCALE FROM DRAWING CHECK & VERIFY ALL DIMENSIONS ON SITE BEFORE FABRICATION OR SET OUT.

This drawing is diagrammatic and shows general arrangements. Any information involving measurement of the works shall be taken from documented dimensions on the architectural and structural drawings, workshop drawings by others and conditions on site. The works shall comply with the contract conditions and Statutory Regulations.

All rights reserved. This work is copyright and cannot be reproduced or copied in any form or by any means graphic, electronic or mechanical, including photocopying without the written permission of Populous architects in association. Any licence, expressed or implied, to use this document for any purpose whatsoever is restricted to the terms of the agreement or implied agreement between Populous and the instructing party.

THIS DRAWING IS AN UNCONTROLLED COPY. UNLESS NOTED OTHERWISE.

REV	DESCRIPTION	DATE
1	ISSUED FOR DA	02.03.2017

ARCHITECT:

POPULOUS®

ABN 93 072 861 993
SYDNEY
Suite 108
59 Great Buckingham Street
Redfern, NSW 2016
AUSTRALIA
t: +61(0) 2 8244 3450
f: +61(0) 7 3839 9188

www.populous.com
E-mail: sport.au@populous.com

PROJECT

WEST SYDNEY STADIUM
PARRAMATTA

SHEET TITLE

BOUNDARY AND SIGHTLINE
SURVEY OVERLAY
LEVEL ROOF

PROJECT NUMBER	REVIEWED
16-7344-10	AB
COORDINATED	APPROVED
NM	SG
SCALE 100% @ A0	NORTH POINT
1 : 1000	

PHASE	DRAWING NUMBER	REVISION
DD	AD_1.00.04	1

Original Sheet Size A0 -1189 x 841mm

C:\Users\mathew.nutter\Documents\Revit Local\16-7344-10_Western Sydney Stadium_matthew.nutter.rvt
2020/02/27 10:02:24 PM
Copyright 2014-2015 © 2016

OGHD WHL Conservation Agreement Views

REFERENCE MAP

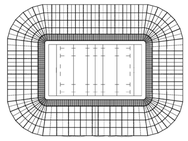

CLIENT :

lendlease

STRUCTURAL, CIVIL & SERVICES ENGINEER :

aurecon

COST CONSULTANT:

LANDSCAPE ARCHITECT:

ASPECT Studios™

NOTES:

DISCLAIMER

USE FIGURED DIMENSIONS ONLY DO NOT SCALE FROM DRAWING CHECK & VERIFY ALL DIMENSIONS ON SITE BEFORE FABRICATION OR SET OUT.

This drawing is diagrammatic and shows general arrangements. Any information involving measurement of the works shall be taken from documented dimensions on the architectural and structural drawings, workshop drawings by others and conditions on site. The works shall comply with the contract conditions and Statutory Regulations.

All rights reserved. This work is copyright and cannot be reproduced or copied in any form or by any means graphic, electronic or mechanical, including photocopying without the written permission of Populous architects in association. Any licence, expressed or implied, to use this document for any purpose whatsoever is restricted to the terms of the agreement or implied agreement between Populous and the instructing party.

THIS DRAWING IS AN UNCONTROLLED COPY, UNLESS NOTED OTHERWISE.

REV	DESCRIPTION	DATE
1	FOR INFORMATION	03.02.2017
2	FOR INFORMATION	10.02.2017
3	ISSUED FOR DA	17.02.2017
4	ISSUED FOR DA	28.02.2017
5	ISSUED FOR DA	02.03.2017

ARCHITECT:

POPULOUS

ABN 50 073 891 169
SYDNEY
Suite 108
Level 1 Buckingham Street
Redfern, NSW 2016
AUSTRALIA
t +61(0) 2 8244 3450
f +61(0) 7 3839 9188

www.populous.com
E-mail: sport.au@populous.com

PROJECT

WEST SYDNEY STADIUM
PARRAMATTA

SHEET TITLE

HERITAGE VIEWS
SHEET 01

PROJECT NUMBER	REVIEWED
16-7344-10	AB
COORDINATED	APPROVED
AA	SG
SCALE 100% @ A0	NORTH POINT

PHASE	DRAWING NUMBER	REVISION
DD	AD_9.90.001	5

Original Sheet Size A0 -1189 x 841mm

C:\Users\Shane.Sharp\Documents\Revit_Local\16-7344-10_Western Sydney_Stadium_Central_Shane.Sharp.rvt

2020/03/17 5:01:44 PM

© Copyright POPULOUS 2015