

CHAU CHAK INDICATIVE PLANT SCHEDULE

TREES

Species	Common Name	Size	Height at Installation	Spread at Installation
<i>Cupaniopsis anacardioides</i>	Tuckeroo	500L	4.0m	2m
<i>Tristaniopsis laurina</i>	Watergum	500L	4.0m	2m
<i>Waterhousia floribunda</i>	Weeping Lily Pilly	400L	4.0m	2m

SHRUBS (Native)

<i>Alcantarea imperalis</i>	Giat Bromeliad	20L	350mm	450mm
<i>Anigozanthus 'Yellow Gem'</i>	Kangaroo Paw	300mm	400mm	300mm
<i>Callistemon citrinus 'white anzac'</i>	White bottlebrush	300mm	400mm	300mm
<i>Correa alba</i>	White Correa	300mm	400mm	300mm
<i>Doryanthes excelsa</i>	Gynea Lily	20L	500mm	300mm
<i>Dianella 'King Alfred'</i>	Dianella	150mm	300mm	200mm
<i>Grevillea 'Orange Marmalade'</i>	Orange Grevillea	300mm	300mm	200mm
<i>Lomandra longifolia</i>	Mat rush	150mm	300mm	200mm
<i>Hardenbergia violacea</i>	Native sarsaparilla	300mm	300mm	300mm
<i>Rosmarinus officinalis</i>	Rosemary	300mm	300mm	250mm
<i>Syzygium 'Aussie Compact'</i>	Dwarf Lilly Pilly	20L	500mm	400mm
<i>Westringia 'Wygabbie Blue'</i>	Blue Coast Rosemary	300mm	300mm	150mm

GROUNDCOVERS AND WEeping

<i>Hedera helix</i>	English Ivy	150mm	100mm	300mm
<i>Myoporum parvifolium</i>	Creeping boobialla	150mm	100mm	300mm
<i>Grevillea 'Bed Spread'</i>	Grevillea	150mm	100mm	300mm
<i>Trachelospermum jasminoides</i>	Star jasmine	150mm	100mm	300mm

TREES



Cupaniopsis anacardioides



Tristaniopsis laurina



Waterhousia floribunda

SHRUBS




Alcantarea imperalis




Anigozanthus 'Yellow Gem'



Callistemon citrinus 'white anzac'



Correa alba



Doryanthes excelsa



Dianella 'King Alfred'



Grevillea 'Orange Marmalade'



Lomandra longifolia



Hardenbergia violacea

GROUNDCOVERS



Rosmarinus officinalis



Syzygium 'Aussie Compact'



Westringia 'Wygabbie Blue'



Hedera helix



Myoporum parvifolium




Grevillea 'Bed Spread'



Trachelospermum jasminoides

RECONSTITUTED STONE PAVING

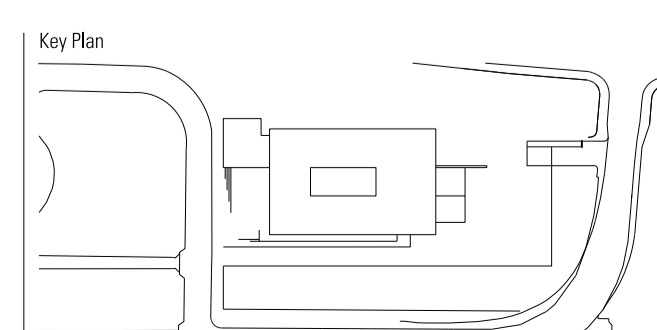


DECOMPOSED GRANITE PATH



Rev	App	Cl	Revision or reason for issue	Date	Legend
00	KL	DW	Coordination Issue	17/03/2017	
01	KL	DW	Coordination Issue	31/03/2017	
02	KL	DW	Development Application	05/05/2017	

Structural & Civil	Fire Engineering	Architect	Accessibility
ARUP	ARUP	Philip Chun	Philip Chun
10/102 Kent St	10/102 Kent St	Suite 404, 44 Hampden Rd	Suite 404, 44 Hampden Rd
Sydney NSW 2000	Sydney NSW 2000	Artarmon NSW 2064	Artarmon NSW 2064
02 9320 9320	02 9320 9320	02 9412 2322	02 9412 2322
Building Services	ESD & Facades	Town Planner	BCA
ARUP	Sherron Varming	MIG Planning	Group DLA
10/102 Kent St	Level 8, 9 Castlereagh St	Suite 1.4, 135 Victoria Rd	Level 3, No 10 Bridge St
Sydney NSW 2000	Sydney NSW 2000	Drumoyne NSW 2047	Sydney NSW 2000
02 9320 9320	02 9967 2200	02 9719 3118	02 8355 316



Scale / North Point
1:200 @ A1, 1:400 @ A3
0 2 4 6 10m
General Notes
Do not scale from drawing. Use marked dimensions. To be read in conjunction with all other Consultant's drawings. The Architect to be immediately notified of any discrepancies. Copyright on this drawing retained by the Architect.

Architect
JPW
JOHNSON PILTON WALKER
Johnson Pilton Walker Pty Ltd ACN 095 778 886
Level 10 Plaza Building Australia Square 95 Pitt Street Sydney
New South Wales 2000 Australia
Telephone +61 2 9259 5900
Facsimile +61 2 9259 5999
Email jpw@jpw.com.au

Project Title
UNIVERSITY OF SYDNEY
CHAU CHAK WING MUSEUM
Client
The University of Sydney
Sydney
NSW
2006

Drawing Title
PLANT SCHEDULE 01
Project Number
15037
Drawing Number
JPW-DA-L-0501

Documentation Stage
DA
Revision
02