

135 BADGERYS CREEK, BRADFIELD SSDA

2024050: LANDSCAPE ARCHITECTURAL DRAWING LIST

Sheet Number	Sheet Name	Revision
LD-DA000	COVER SHEET & DESIGN STATEMENT	1
LD-DA001	PLANTING SCHEDULE	1
LD-DA002	LEGENDS	1
LD-DA003	TREE MANAGEMENT PLAN	1
LD-DA004	COMPLIANCE DIAGRAMS	1
LD-DA100	LANDSCAPE MASTERPLAN	1
LD-DA101	GROUND FLOOR DETAILED LANDSCAPE PLAN 1	1
LD-DA102	GROUND FLOOR DETAILED LANDSCAPE PLAN 2	1
LD-DA110	LEVEL 1 COS 1 LANDSCAPE PLAN	1
LD-DA120	LEVEL 1 HOTEL GARDREN + HOTEL TERRACE	1
LD-DA130	LEVEL 2 GREEN EDGE PLANTING	1
LD-DA140	LEVEL 3 LANDSCAPE PLAN	1
LD-DA150	LEVEL 4 LANDSCAPE PLAN	1
LD-DA160	LEVEL 5-8 LANDSCAPE PLAN	1
LD-DA150	LEVEL 9 LANDSCAPE PLAN	1
LD-DA160	LEVEL 10 LANDSCAPE PLAN	1
LD-DA101	GROUND FLOOR DETAILED PLANTING PLAN 1	1
LD-DA102	GROUND FLOOR DETAILED PLANTING PLAN 2	1
LD-DA400	SECTION AA	1
LD-DA401	SECTION BB	1
LD-DA402	SECTION BB DETAIL 1+2	1
LD-DA403	SECTION BB DETAIL 3	1
LD-DA404	SECTION CC	1
LD-DA405	SECTION DD	1
LD-DA406	SECTION EE	1
LD-DA407	SECTION EE DETAIL 1	1
LD-DA408	SECTION EE DETAIL 2	1
LD-DA409	SECTION FF	1
LD-DA410	SECTION FF DETAIL 1+2	1
LD-DA411	SECTION FF DETAIL 3	1
LD-DA900	TYPICAL DETAILS & OUTLINE SPECIFICATION & MAINTENANCE	1



NOTE:

- DO NOT SCALE FROM DRAWINGS. WRITTEN DIMENSIONS GOVERN. IF IN DOUBT OBTAIN WRITTEN ADVICE FROM LANDFORM OR WHERE APPLICABLE VIA THE PRINCIPAL'S REPRESENTATIVE.
- ALL DIMENSIONS ARE IN MILLIMETRES UNLESS OTHERWISE STATED. ALL DIMENSIONS ARE MINIMUM SETTING OUT REQUIREMENTS.
- ALL DIMENSIONS SHOULD BE VERIFIED ON SITE PRIOR TO PROCEEDING WITH THE WORKS. NOTIFY THE PRINCIPALS REPRESENTATIVE IN WRITING OF ANY DISCREPANCIES
- ALL LANDSCAPE DRAWINGS MUST BE READ IN CONJUNCTION WITH RELEVANT CONTRACTS, ARCHITECTURAL REPORTS, SCHEDULES AND SPECIFICATIONS AND ALL OTHER CONSULTANT / CONTRACT DOCUMENTATION. NOTIFY THE PRINCIPALS REPRESENTATIVE OF ANY DISCREPANCIES BETWEEN DOCUMENTATION IN WRITING TO OBTAIN CLARIFICATION DIRECTION
- INSTALLATION OF SYSTEMS AND PROPRIETARY PRODUCTS TO BE STRICTLY IN ACCORDANCE WITH MANUFACTURERS RECOMMENDATIONS.
- ALL WORK TO COMPLY WITH THE NATIONAL CONSTRUCTION CODE INCLUDING RELEVANT AUSTRALIAN STANDARDS AND REQUIREMENTS OF THE BUILDING CODE OF AUSTRALIA AND AUSTRALIAN WORK HEALTH AND SAFETY LEGISLATION.
- DESIGN DRAWINGS ARE BASED ON SURVEY INFORMATION. PRIOR TO DETAILED DESIGN AND CONSTRUCTION, THE CONTRACTOR IS TO UNDERTAKE A FULL SURVEY TO VERIFY ALL DIMENSIONS AND CONFIRM LOCATION OF EXISTING SERVICES

NOTE: PLANTING NUMBERS AND SCHEDULES FOR DA PURPOSES - SUBJECT TO DESIGN DEVELOPMENT


NOT FOR CONSTRUCTION

No	Revision	Note: * indicates signatures on original issue of drawing or last revision of drawing	Drawn	Job Manager	Project Director	Date
1	SSDA		JM	RI	RI	23.09.25

CLIENT



ARCHITECT LANDSCAPE



DO NOT SCALE

Conditions of Use.
This document may only be used by the client (and any other person who the client has agreed can use this document) for the purpose for which it was prepared and must not be used by any other person or for any other purpose.

Drawn	JM	Designer	RI
Drafting Check	RI	Design Check	RI
Approved (Project Director)	Date		
Scale	This Drawing must not be used for Construction unless signed as Approved		

Client **CREATIVE VISION**
Project **135 BADGERYS CREEK, BRADFIELD**
Title **COVER SHEET**

Original Size **A1** Drawing No: **LD-DA000**

Rev: 1

135 Badgery's Creek Bradfield - PLANT SCHEDULE DEVELOPMENT APPLICATION							
CODE	SPECIES	COMMON NAME	ORIGIN	POT SIZE	EST. MATURE HT	SPACING	Number
RIPARIAN PLANTING							
TREES							
GEI par	Geijera parviflora	Wilga	Native	200L	5-10m	As Shown	As Shown
ATA hem	Atalaya hemiglauca	Cattle bush	Native	200L	6-10m	As Shown	As Shown
CER gum	Ceratopetalum gummiferum	Christmas bush	Native	200L	3-6m	As Shown	As Shown
FLI aus	Flindersia australis	Crow's Ash	Native	200L	10-15m	As Shown	As Shown
TRI lau	Tristaniopsis laurina	Kanooka	Native	200L	5-15m	As Shown	As Shown
BRA ace	Brachychiton acerifolius	Flame Tree	Native	200L	10-20m	As Shown	As Shown
MIX TYPE 1 - FULL SUN / PART SHADE-RIPARIAN							
SHURBS							
OZO dio	Ozothamnus diosmifolius	rice flower	Native	300mm	2m	As Shown	As Shown
EXO cup	Exocarpos cupressiformis	cherry ballart	Native	300mm	2m	As Shown	As Shown
HIB dif	Hibbertia diffusa	wedge guinea flower	Native	300mm	2m	As Shown	As Shown
DAV uli	Daviesia ulicifolia	Gorse bitter-pea	Native	300mm	2m	As Shown	As Shown
ERD deb	Eremophila debilis	winter apple	Native	300mm	2m	As Shown	As Shown
HIB asp	Hibbertia aspera	rough guinea flower	Native	300mm	2m	As Shown	As Shown
IND aus	Indigofera australis	Austral indigo	Native	300mm	2m	As Shown	As Shown
BOS bux	Bossiaea buxifolia	matted bossiaea	Native	300mm	2m	As Shown	As Shown
CAS tri	Cassinia trinerva	Three-Nerved Cassinia	Native	300mm	2m	As Shown	As Shown
DIL sie	Dillwynia sieberi	Sieber's parrot-pea	Native	300mm	2m	As Shown	As Shown
DOD vis	Dodonaea viscosa	broadleaf hopbush	Native	300mm	2m	As Shown	As Shown
HIB obt	Hibbertia obtusifolia	Hoary guinea flower	Native	300mm	2m	As Shown	As Shown
PER obl	Persoonia oblongata	Proteaceae	Native	300mm	2m	As Shown	As Shown
GRASSES							
DIC mir	Dichelachne micrantha	shorthair plumegrass	Native	150mm	0.2m x 0.6m	As Shown	As Shown
LOM lon	Lomandra longifolia	Basket grass	Native	150mm	0.2m x 0.6m	As Shown	As Shown
PAS dis	Paspalidium distans	shotgrass	Native	150mm	60cm x 60cm	As Shown	As Shown
CYP gra	Cyperus gracilis	slender flat sedge	Native	150mm	60cm x 60cm	As Shown	As Shown
LOM fil	Lomandra filiformis	wattle mat-rush	Native	150mm	0.2m x 0.6m	As Shown	As Shown
JUN usi	Juncus usitatus	common rush	Native	150mm	0.2m x 0.6m	As Shown	As Shown
ARI vag	Aristida vagans	threeawn speargrass	Native	150mm	0.2m x 0.6m	As Shown	As Shown
CLIMBERS + GROUNDCOVERS							
LOB pur	Lobelia purpurascens	white root	Native	150mm	0.2m x 0.6m	As Shown	As Shown
OXA per	Oxalis perennans	Yellow Wood-sorrel	Native	150mm	0.2m x 0.5m	As Shown	As Shown
VER ple	Veronica plebeia	Creeping	Native	150mm	0.2m x 0.5m	As Shown	As Shown
WAH gra	Wahlenbergia gracilis	Australian bluebell	Native	150mm	0.2m x 0.5m	As Shown	As Shown
BRU aus	Brunoniella australis	blue yam	Native	150mm	0.2m x 0.5m	As Shown	As Shown
COM cya	Commelina cyanea	scurvy weed	Native	150mm	0.2m x 0.5m	As Shown	As Shown
CEN asi	Centella asiatica	Indian pennywort	Native	150mm	0.2m x 0.5m	As Shown	As Shown
EIN has	Einadia hastata	berry saltbush	Native	150mm	0.2m x 0.5m	As Shown	As Shown
POR mic	Poranthera microphylla	small poranthera	Native	150mm	0.2m x 0.5m	As Shown	As Shown

135 Badgery's Creek Bradfield - PLANT SCHEDULE DEVELOPMENT APPLICATION							
CODE	SPECIES	COMMON NAME	ORIGIN	POT SIZE	EST. MATURE HT	SPACING	No.
OPEN SPACES							
TREES							
BRA ace	Brachychiton acerifolius	Flame Tree	Native	200L	10-20m	As Shown	As Shown
ATA hem	Atalaya hemiglauca	Whitewood	Native	200L	6-10m	As Shown	As Shown
GEI par	Geijera parviflora	Wilga	Native	200L	5-10m	As Shown	As Shown
CER gum	Ceratopetalum gummiferum	Christmas bush	Native	200L	3-6m	As Shown	As Shown
CAL ser	Callicoma serratifolia	Black Wattle	Native	200L	6-10m	As Shown	As Shown
FLI aus	Flindersia australis	Crow's Ash	Native	200L	6-10m	As Shown	As Shown
TRI lau	Tristaniopsis laurina	Water Gum	Native	200L	6-10m	As Shown	As Shown
LAG ind	Lagerstroemia indica	Crepe Myrtle	Native	200L	6-10m	As Shown	As Shown
UNDERSTOREY PLANTING							
MIX TYPE 2 - PART SHADE/FULL SUN							
SHRUBS							
WES fru	Westringia fruticosa 'Grey Box' WES04	Coastal Rosemary	Native	300mm	1	As Shown	As Shown
STR jun	Strelitzia juncea	Narrow Leaved Birds of Paradise	Native	300mm	1-3m	As Shown	As Shown
BAN spi	Banksia spinulosa	Hairpin Banksia	Native	300mm	2m	As Shown	As Shown
WES fru	Westringia fruticosa 'Grey Box' WES04	Coastal Rosemary	Native	300mm	1	As Shown	As Shown
ACA mol	Acanthus mollis	bear's breeches	Exotic	300mm	1-3m	As Shown	As Shown
CYC rev	Cycas revoluta	Sago Palm	Native	300mm	1m	As Shown	As Shown
GRASSES							
POA poi	Poa poiformis	Blue Tussock Grass	Native	150mm	0.2m x 0.6m	3 per m2	As Shown
VIO hed	Viola hederacea	Viola hederacea	Native	150mm	0.2m x 0.6m	3 per m2	As Shown
POA lab	Poa labillardieri 'Eskdale'	Poa	Native	150mm	60cm x 60cm	3 per m2	As Shown
PIM lin	Pimelea linifolia	Slender Rice Flower	Native	150mm	60cm x 60cm	3 per m2	As Shown
LOM lon	Lomandra longifolia 'LM400	Matt Rush	Native	150mm	60cm x 60cm	3 per m2	As Shown
CLIMBERS + GROUNDCOVERS							
DIC arg	Dichondra argentea	Dichondra Silver Falls	Native	150mm	0.2m x 0.6m	4 per m2	As Shown
DIC rep	Dichonda repens	Kidneyweed	Native	150mm	0.2m x 0.6m	4 per m2	As Shown
PLE par	Plectranthus parviflorus	Cocksbur Flower	Native	150mm	0.2m x 0.6m	4 per m2	As Shown
MYO par	Myoporum parvifolium 'Yareena'	Creeping boobialla	Native	150mm	0.2m x 0.6m	4 per m2	As Shown
VIO hed	Viola hederacea	Native Violet	Native	150mm	0.2m x 0.5m	4 per m2	As Shown
MIX TYPE 3 - PART SHADE							
SHRUBS							
ALP cae	Alpinia caerulea	Native Ginger	Native	300mm	1-3m	As Shown	As Shown
ANI hyb	Anigozanthos hybrid	Ruby Velvet	Native	300mm	1-3m	As Shown	As Shown
CAL vim	Callistemon viminalis 'UJ 1' PBR	Better John	Native	300mm	1-3m	As Shown	As Shown
DOO asp	Doodia aspera	rasp fern	Native	300mm	1-3m	As Shown	As Shown
VID odo	Viburnum odoratissimum	Sweet Viburnum	Exotic	200mm	4m x 4m	As Shown	As Shown
GAR jas	Gardenia jasminoides	Gardenia	Exotic	200mm	2m x 2m	As Shown	As Shown
GRASSES							
DIA cae	Dianella caerulea	blue flax-lily	Native	150mm	60cm x 60cm	3 per m2	As Shown
GAH asp	Gahnia aspera	rough saw-sedge	Native	150mm	60cm x 60cm	3 per m2	As Shown
IMO cyl	Imperata cylindrica	Blady Grass	Native	150mm	60cm x 60cm	3 per m2	As Shown
LOM lon	Lomandra longifolia 'LM400	Matt Rush	Native	150mm	60cm x 60cm	3 per m2	As Shown
CLIMBERS + GROUNDCOVERS							
DIC rep	Dichonda repens	Kidneyweed	Native	150mm	0.2m x 0.6m	4 per m2	As Shown
LIR mus	Liriope muscari 'Evergreen Giant'	Giant Liriope	Exotic	150mm	0.4m x 0.6m	4 per m2	As Shown
PLE par	Plectranthus parviflorus	Cocksbur Flower	Native	150mm	0.2m x 0.6m	4 per m2	As Shown
TRA jas	Trachelospermum jasminoides	Creeping Jasmine	Exotic	150mm	0.2m x 5m	4 per m2	As Shown
BRA mul	Brachyscome multifida	Cut-Leafed Daisy	Exotic	150mm	0.2m x 5m	4 per m2	As Shown
CIS ant	Cissus antarctica	kangaroo vine	Exotic	150mm	0.2m x 5m	4 per m2	As Shown
VIO hed	Viola hederacea	Native Violet	Native	150mm	0.2m x 0.5m	4 per m2	As Shown

NOTE: PLANTING NUMBERS AND SCHEDULES FOR DA PURPOSES - SUBJECT TO DESIGN DEVELOPMENT


NOT FOR CONSTRUCTION

No	Revision	Note: * indicates signatures on original issue of drawing or last revision of drawing	Drawn	Job Manager	Project Director	Date
1	SSDA		JM	RI	RI	23.09.25

CLIENT



ARCHITECT LANDSCAPE



DO NOT SCALE





Conditions of Use.
This document may only be used by the client (and any other person who the client has agreed can use this document) for the purpose for which it was prepared and must not be used by any other person or for any other purpose.

Drawn	JM	Designer	RI
Drafting Check	RI	Design Check	RI
Approved (Project Director)	Date		
Scale	This Drawing must not be used for Construction unless signed as Approved		









Client	CREATIVE VISION
Project	135 BADGERYS CREEK, BRADFIELD
Title	PLANTING SCHEDULE
Original Size	A1
Drawing No:	LD-DA001

Rev: 1

TREE MANAGEMENT PLAN

- LEGEND
-  SITE BOUNDARY
 -  BASEMENT EXTENTS
 - EXISTING TREE - STRUCTURAL ROOT ZONE
 -  EXISTING TREE CANOPY TO BE RETAINED - REFER TO ARBORIST REPORT
 -  EXISTING TREE TO BE REMOVED - REFER TO ARBORIST REPORT


LANDSCAPE PLANS

- LEGEND
-  SITE BOUNDARY
 -  BASEMENT EXTENTS
 - + RL 67.85 PROPOSED NOMINAL DESIGN LEVELS: REFER TO ENGINEERS DRAWINGS
 - + TW 450 TOP OF WALL HEIGHT (mm) FROM ADJACENT LEVEL
 - + TM 800 TOP OF MOUND HEIGHT (mm) (MAX 1:3 GRADE)
 - + SD 800 TOTAL SOIL DEPTH INCLUSIVE OF STRUCTURAL SLAB SETDOWN (mm)
 - SSL 150 STRUCTURAL SLAB SETDOWN (mm)
 -  EXISTING TREE TO BE RETAINED - REFER TO ARBORIST REPORT
 -  EXISTING TREE TO BE REMOVED - REFER TO ARBORIST REPORT
 -  PROPOSED TREES - REFER TO PLANTING PALETTE
 -  PROPOSED SHRUBS - REFER TO PLANTING PLAN & SCHEDULE
 -  PLANTED AREA ON GRADE - REFER TO PLANTING SCHEDULE
 -  RAISED PLANTER AREA ON SLAB - SOIL DEPTH SOIL DEPTHS TO ADG STANDARDS
 - SW SEATING WALL: INSITU CONCRETE CLASS 2 WITH TIMBER SEATING BATTENS AND LED LIGHT STRIP
 - P1 PAVING TYPE 1: GRANITE PAVERS
 - P2 PAVING TYPE 2: PAVERS TO COUNCIL STANDARDS
 - P3 PAVING TYPE 3: DECOMPOSED GRANITE
 - P4 PAVING TYPE 4: PAVERS ON PEDESTALS
 - MU MULCH FOR NATURE PLAY
 - TD TIMBER DECKING
 - DG DECOMPOSED GRANITE
 - TU NATURAL TURF
 - WR WATER RILL + WATER FEATURE
 - G1 GATE TYPE 1
 - F1 FENCE TYPE 1
 - E1 PLAY INSTALLATIONS
 - UP UP LIGHTING
 - FW FLOODWALL
 - VS VEGETATED SWALES

NOTE: PLANTING NUMBERS AND SCHEDULES FOR DA PURPOSES - SUBJECT TO DESIGN DEVELOPMENT

NOT FOR CONSTRUCTION

1	SSDA	JM	RI	RI	23.09.25
No	Revision	Drawn	Job Manager	Project Director	Date



DO NOT SCALE

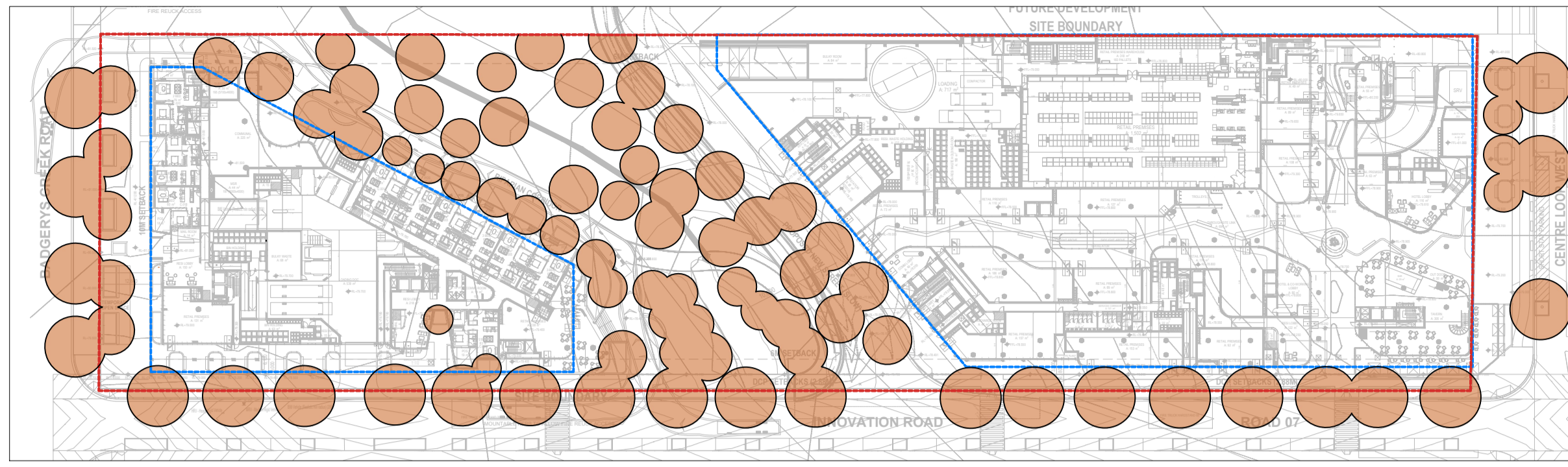
Conditions of Use.
This document may only be used by the client (and any other person who the client has agreed can use this document) for the purpose for which it was prepared and must not be used by any other person or for any other purpose.

Drawn	JM	Designer	RI
Drafting Check	RI	Design Check	RI
Approved (Project Director)	Date		
Scale	This Drawing must not be used for Construction unless signed as Approved		

Client **CREATIVE VISION**
Project **135 BADGERYS CREEK, BRADFIELD**
Title **LEGENDS**

Original Size **A1** Drawing No: **LD-DA002**

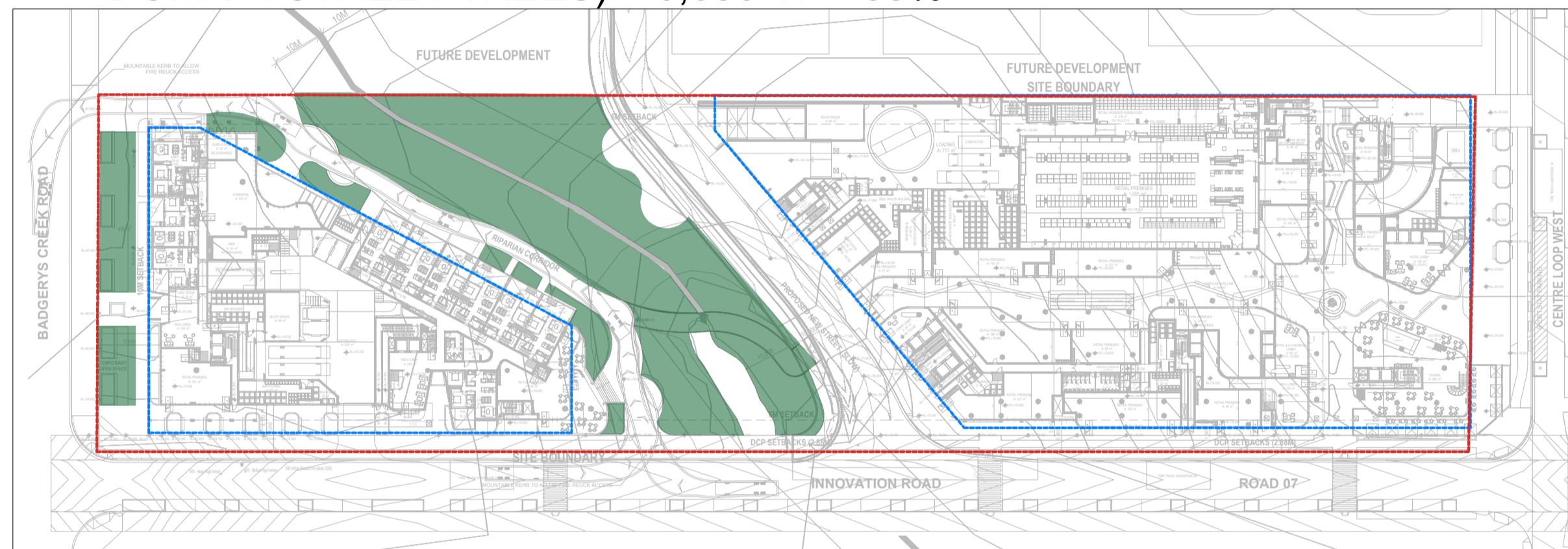
Rev: 1



TOTAL SITE AREA = 20,285.02m²

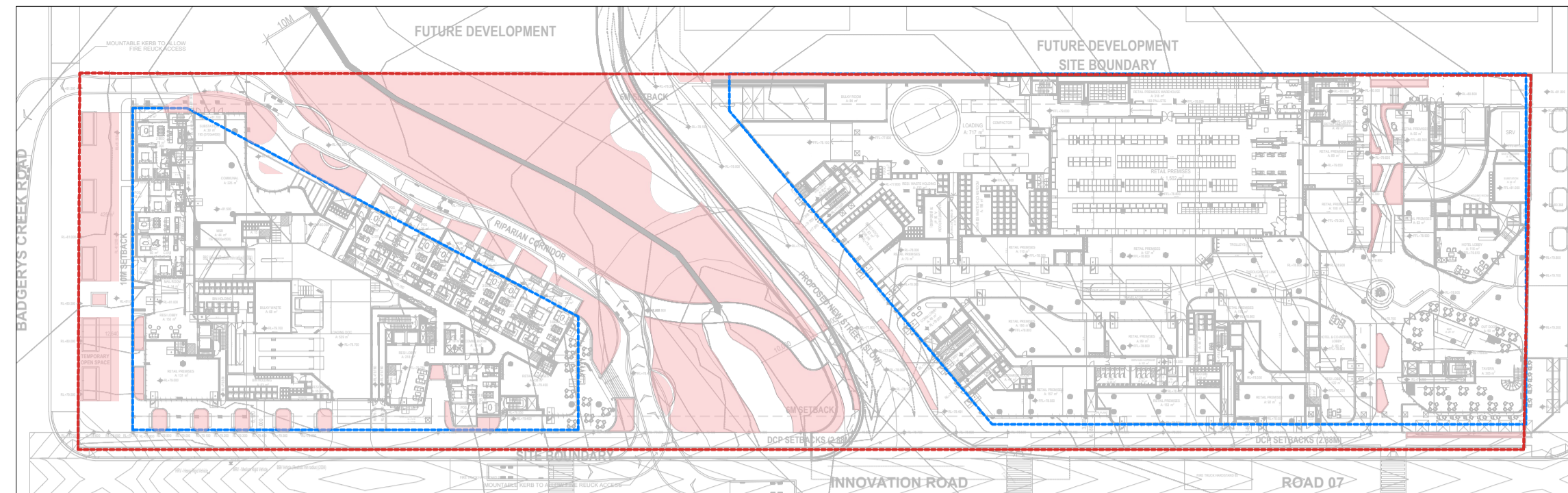
TREE CANOPY COVERAGE IN SITE BOUNDARY = 4,340.19 = 21%

TOTAL TREE CANOPY COVERAGE (INCLUDING PUBLIC DOMAIN STREET TREES) = 6,636.47 = 33%



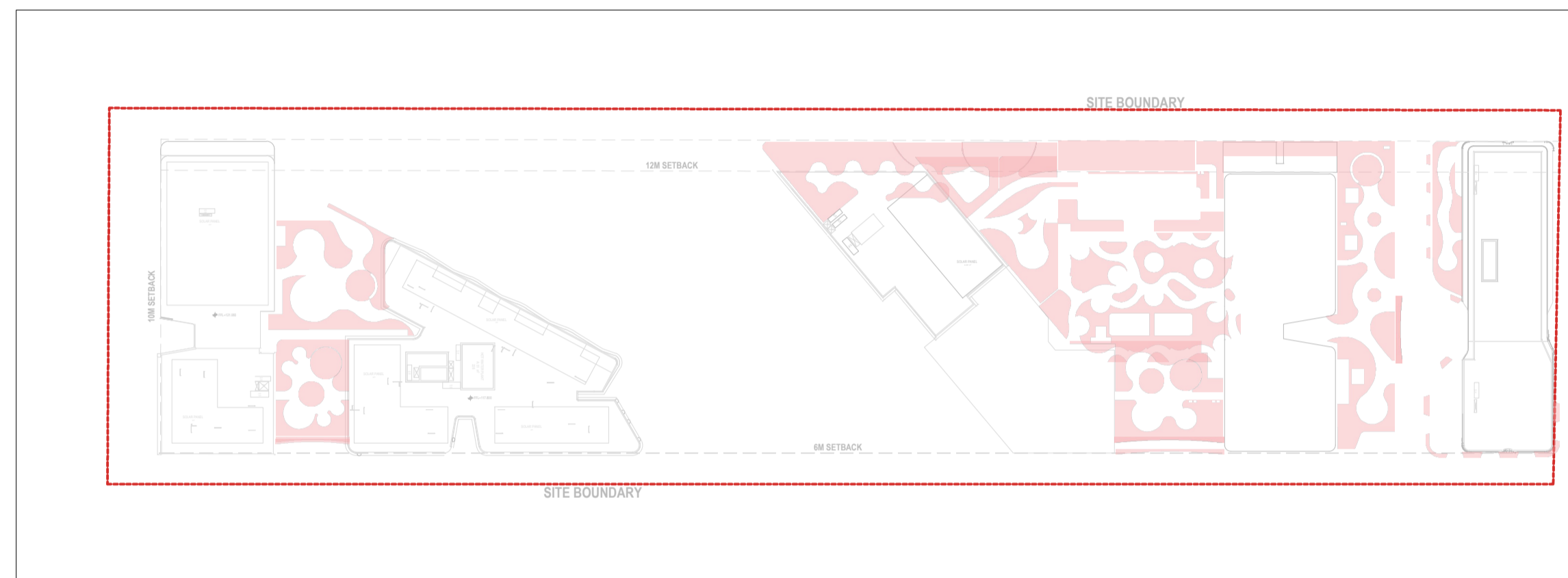
TOTAL SITE AREA = 20,237m²

**DEEP SOIL = 3,206.26m²
15.84%**



GROUND FLOOR

**SOFT LANDSCAPE AREA = 3591.83m²
17.7%**

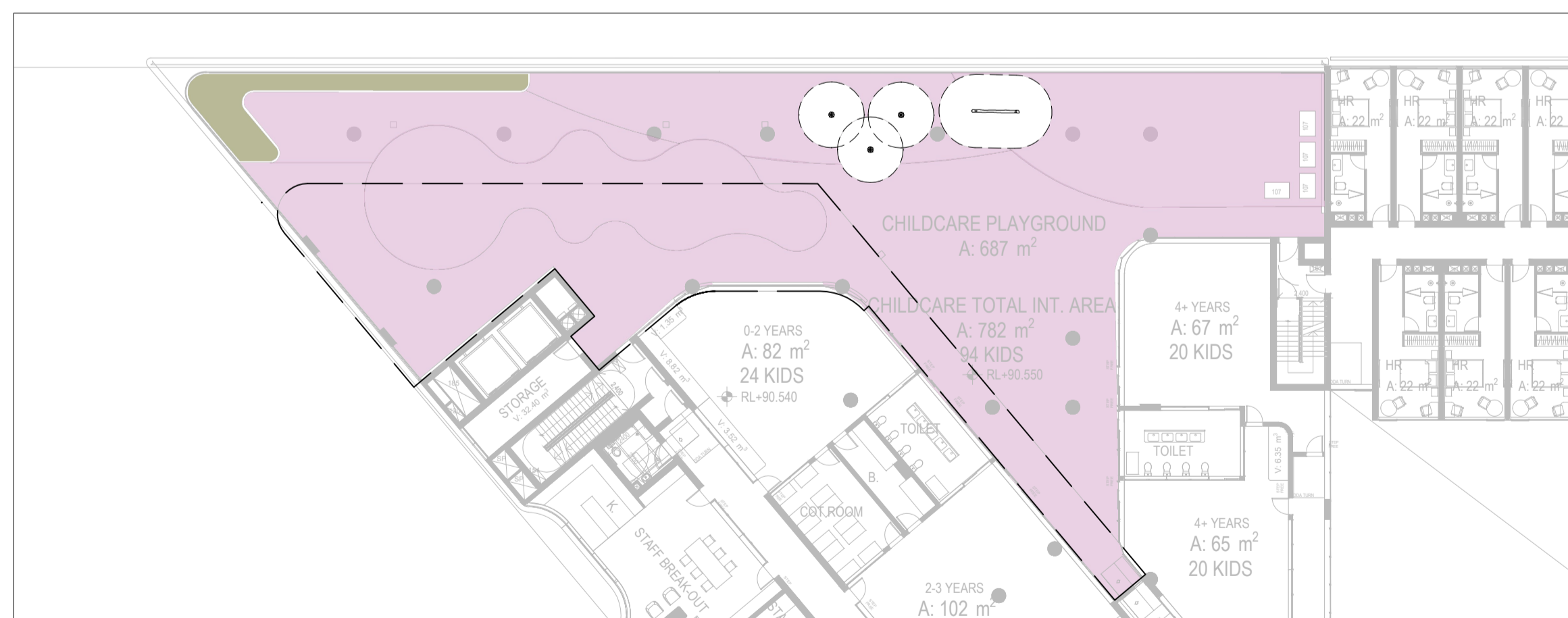


**ROOFTOP
SOFT LANDSCAPED AREA = 2,321.09m²
11.5%**

**TOTAL LANDSCAPED AREA = 5,912.92m²
29.2%**


- CHILDCARE - LEVEL 3 UNENCUMBERED AREA = 658m² 96%**
- PROPOSED PLANTER AREA (NON-ACCESSIBLE) = 29m² 4%**
- CANOPY SHADED AREA = 50%**
- PLAY EQUIPMENT = 40.6m² 5.9%**

TOTAL CHILDCARE PLAYGROUND AREA = 687m²




No	Revision	Note: * indicates signatures on original issue of drawing or last revision of drawing	Drawn	Job Manager	Project Director	Date
1	SSDA		JM	RI	RI	23.09.25

CLIENT



ARCHITECT LANDSCAPE



DO NOT SCALE

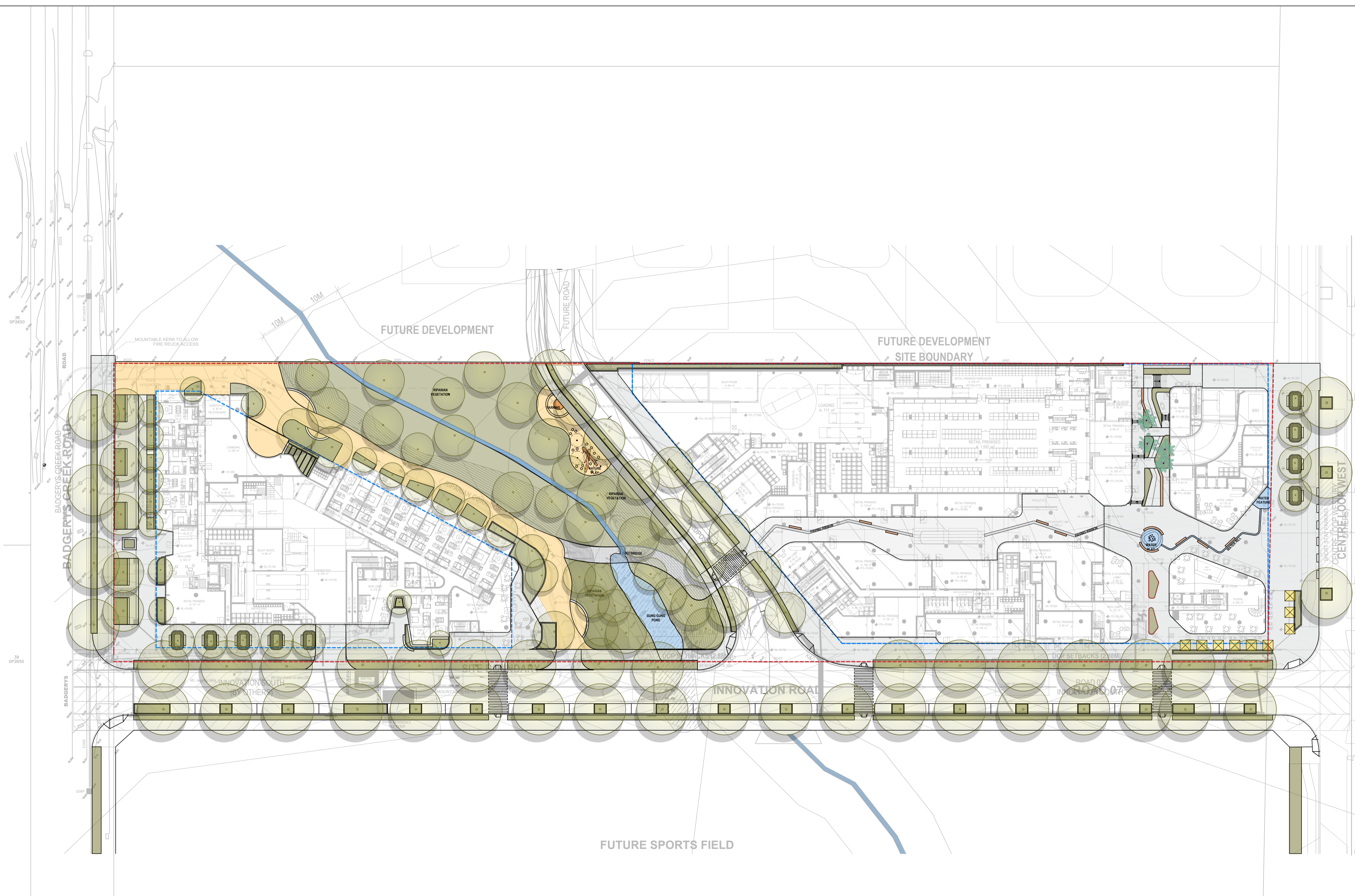
Conditions of Use.
This document may only be used by the client (and any other person who the client has agreed can use this document) for the purpose for which it was prepared and must not be used by any other person or for any other purpose.

Drawn	JM	Designer	RI
Drafting Check	RI	Design Check	RI
Approved (Project Director)	Date		
Scale	This Drawing must not be used for Construction unless signed as Approved		

Client **CREATIVE VISION**
Project **135 BADGERYS CREEK, BRADFIELD**
Title **COMPLIANCE DIAGRAMS**

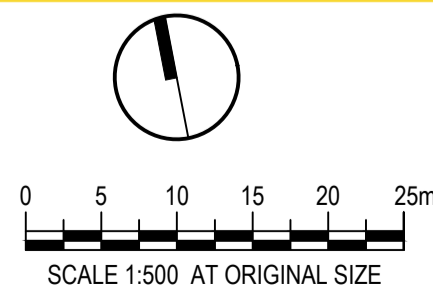
Original Size **A1** Drawing No: **LD-DA004**

Rev: 1



NOT FOR CONSTRUCTION

No	Revision	Note: * indicates signatures on original issue of drawing or last revision of drawing	Drawn	Job Manager	Project Director	Date
1	SSDA		JM	RI	RI	23.09.25



CLIENT



ARCHITECT LANDSCAPE



DO NOT SCALE

Conditions of Use.
This document may only be used by the client (and any other person who the client has agreed can use this document) for the purpose for which it was prepared and must not be used by any other person or for any other purpose.

Drawn	JM	Designer	RI
Drafting Check	RI	Design Check	RI
Approved (Project Director)	Date		
Scale	AS SHOWN		

Client **CREATIVE VISION**
Project **135 BADGERYS CREEK, BRADFIELD**
Title **LANDSCAPE MASTER PLAN**

Original Size **A1** Drawing No: **LD-DA100**


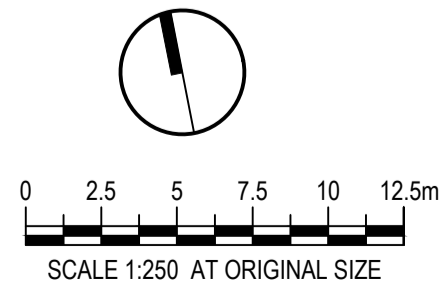
Rev: 1



NOT FOR CONSTRUCTION

No	Revision	Note	Drawn	Job Manager	Project Director	Date
1	SSDA		JM	RI	RI	23.09.25

Note: * Indicates signatures on original issue of drawing or last revision of drawing

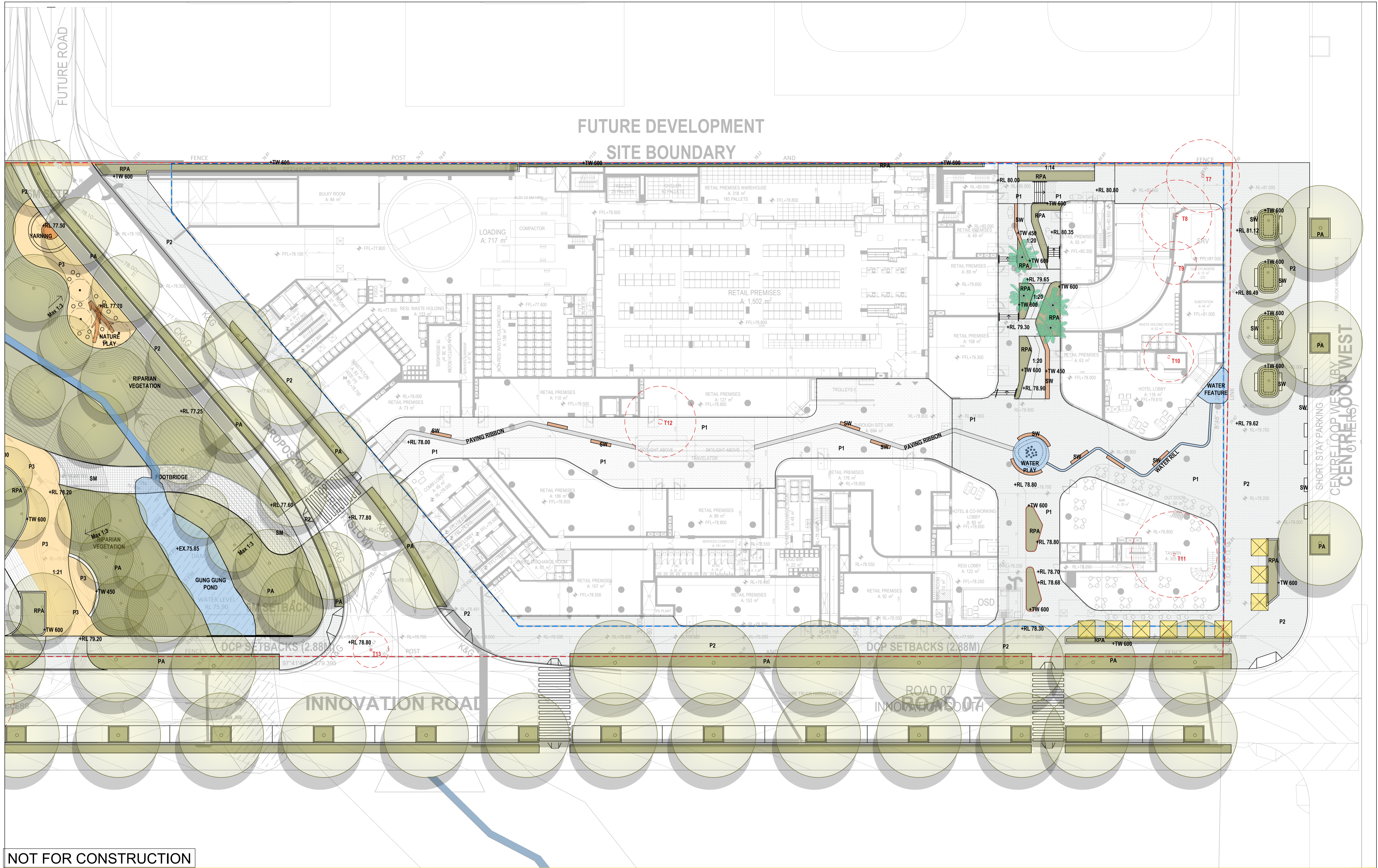


DO NOT SCALE

Conditions of Use.
This document may only be used by the client (and any other person who the client has agreed can use this document) for the purpose for which it was prepared and must not be used by any other person or for any other purpose.

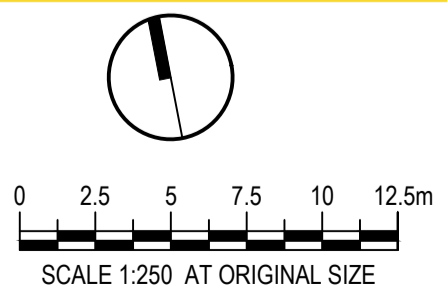
Drawn JM	Designer RI
Drafting RI	Design Check RI
Approved (Project Director) Date	
Scale AS SHOWN	This Drawing must not be used for Construction unless signed as Approved

Client	CREATIVE VISION
Project	135 BADGERYS CREEK, BRADFIELD
Title	GROUND FLOOR DETAILED LANDSCAPE PLAN 1
Original Size	A1
Drawing No:	LD-DA101
Rev:	1



NOT FOR CONSTRUCTION

No	Revision	Note	Drawn	Job Manager	Project Director	Date
1	SSDA		JM	RI	RI	23.09.25



DO NOT SCALE

Conditions of Use.
This document may only be used by the client (and any other person who the client has agreed can use this document) for the purpose for which it was prepared and must not be used by any other person or for any other purpose.

Drawn JM	Designer RI
Drafting RI	Design Check RI
Approved (Project Director) Date	
Scale AS SHOWN	This Drawing must not be used for Construction unless signed as Approved

Client	CREATIVE VISION
Project	135 BADGERYS CREEK, BRADFELD
Title	GROUND FLOOR DETAILED LANDSCAPE PLAN 2
Original Size	A1
Drawing No:	LD-DA102
Rev:	1


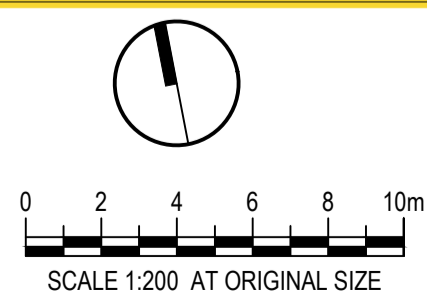
6M SETBACK



SITE BOUNDARY

NOT FOR CONSTRUCTION

No	Revision	Note: * indicates signatures on original issue of drawing or last revision of drawing	Drawn	Job Manager	Project Director	Date
1	DRAFT SSSA		JM	RI	RI	23.09.25



DO NOT SCALE

Conditions of Use.
This document may only be used by the client (and any other person who the client has agreed can use this document) for the purpose for which it was prepared and must not be used by any other person or for any other purpose.

Drawn	RI	Designer	CR/ RI
Drafting Check	CR	Design Check	CR
Approved (Project Director)	Date		
Scale	This Drawing must not be used for Construction unless signed as Approved		

Client **CREATIVE VISION**
Project **135 BADGERYS CREEK, BRADFIELD**
Title **LEVEL 1 COS 1 LANDSCAPE PLAN**

Original Size **A1** Drawing No: **LD-DA110**


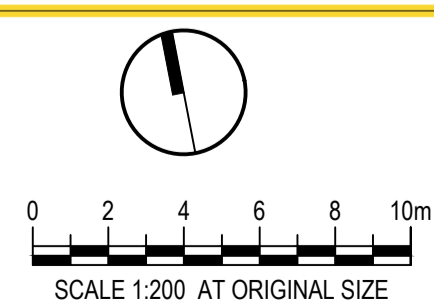
Rev: 1

SITE BOUNDARY



NOT FOR CONSTRUCTION

No	Revision	Note	Drawn	Job Manager	Project Director	Date
1	DRAFT SSDA		JM	RI	RI	23.09.25



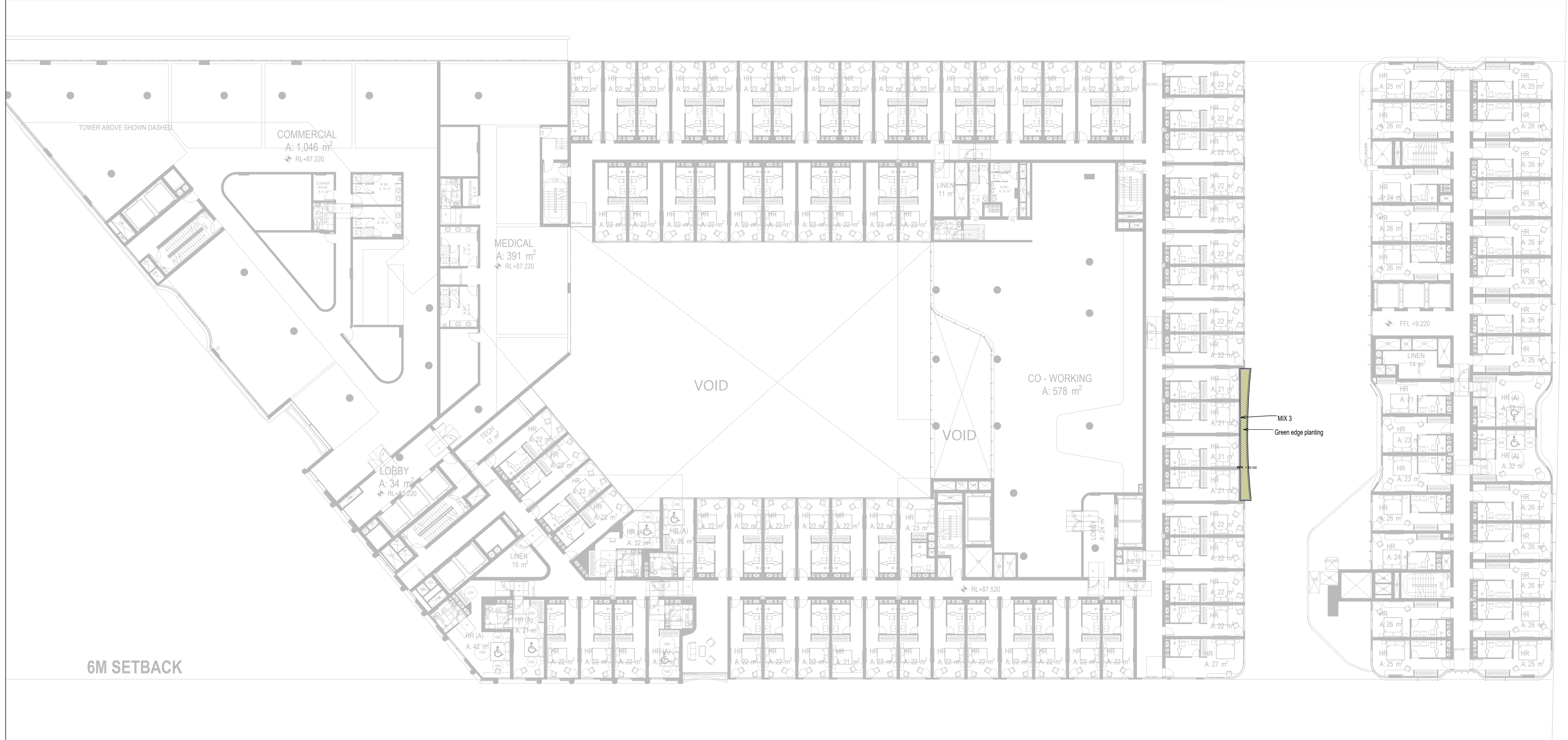
DO NOT SCALE

Conditions of Use.
This document may only be used by the client (and any other person who the client has agreed can use this document) for the purpose for which it was prepared and must not be used by any other person or for any other purpose.

Drawn	RI	Designer	CR/RI
Drafting Check	CR	Design Check	CR
Approved (Project Director)	Date	This Drawing must not be used for Construction unless signed as Approved	
Scale			

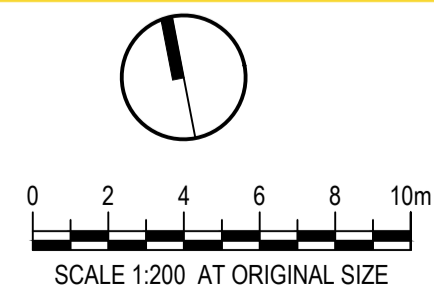
Client	CREATIVE VISION
Project	135 BADGERYS CREEK, BRADFIELD
Title	LEVEL 1 HOTEL GARDREN + HOTEL TERRACE
Original Size	A1
Drawing No:	LD-DA120
Rev:	1

SITE BOUNDARY



NOT FOR CONSTRUCTION


No	Revision	Note: * indicates signatures on original issue of drawing or last revision of drawing	Drawn	Job Manager	Project Director	Date
1	DRAFT SSDA		JM	RI	RI	23.09.25



CLIENT



ARCHITECT



LANDSCAPE



DO NOT SCALE

Conditions of Use.
This document may only be used by the client (and any other person who the client has agreed can use this document) for the purpose for which it was prepared and must not be used by any other person or for any other purpose.

Drawn	RI	Designer	CR/RI
Drafting Check	CR	Design Check	CR
Approved (Project Director)	Date		
Scale	This Drawing must not be used for Construction unless signed as Approved		

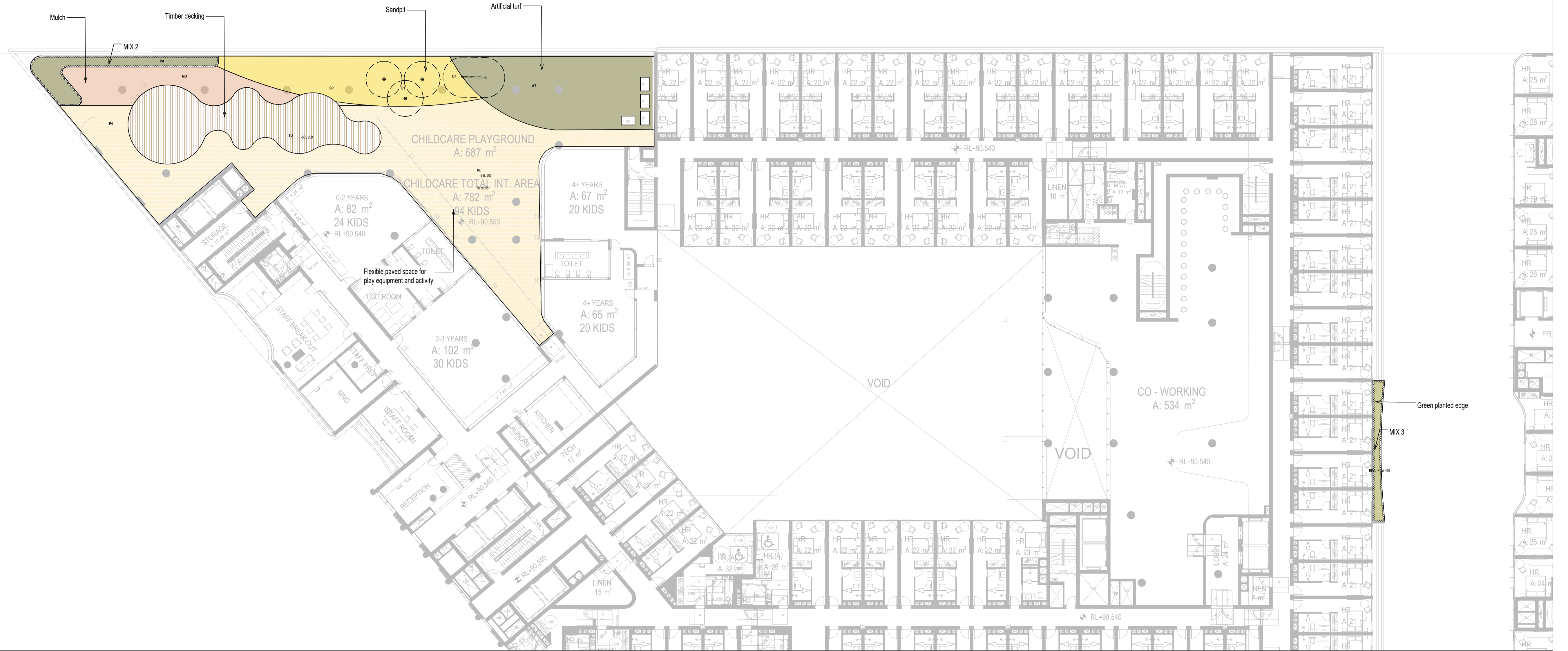
Client **CREATIVE VISION**
Project **135 BADGERYS CREEK, BRADFIELD**
Title **LEVEL 2 GREEN EDGE PLANTING**

Original Size **A1** Drawing No: **LD-DA130**

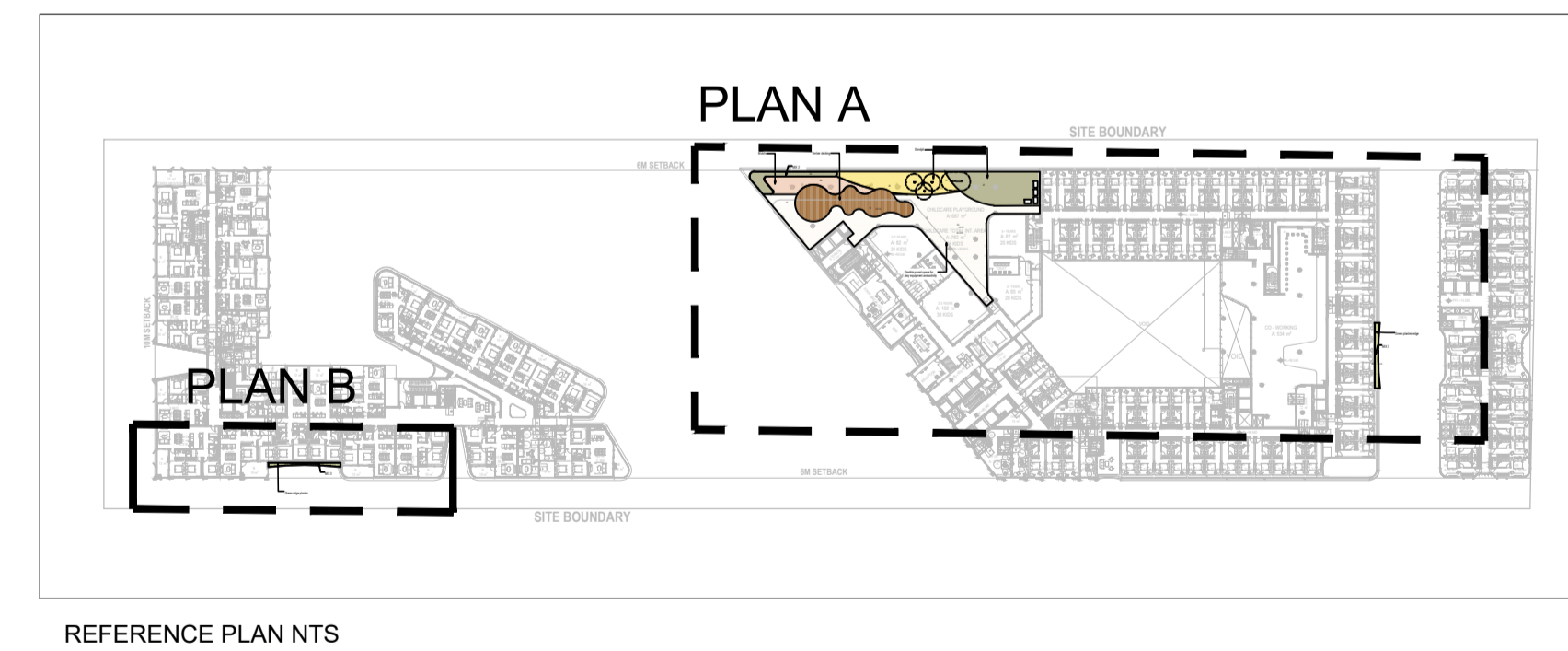
Rev: 1

SITE BOUNDARY

SETBACK




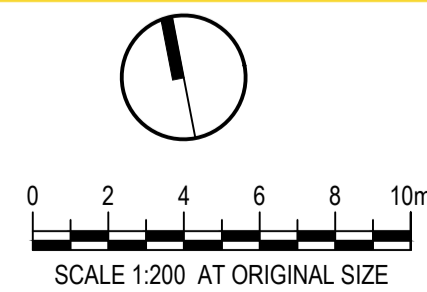
PLAN A



PLAN B

NOT FOR CONSTRUCTION

No	Revision	Note: * indicates signatures on original issue of drawing or last revision of drawing	Drawn	Job Manager	Project Director	Date
1	DRAFT SSDA		JM	RI	RI	23.09.25



DO NOT SCALE
 Conditions of Use.
 This document may only be used by the client (and any other person who the client has agreed can use this document) for the purpose for which it was prepared and must not be used by any other person or for any other purpose.

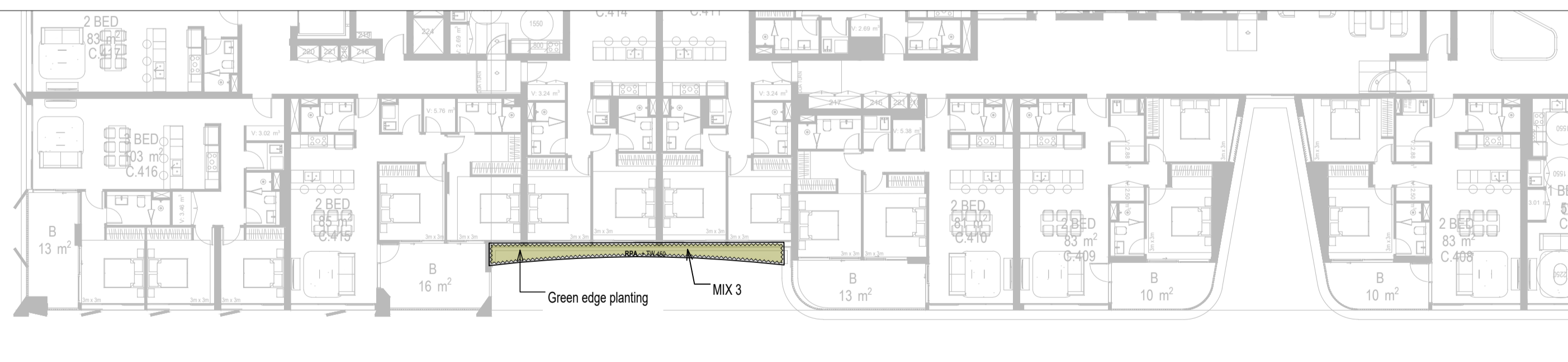
Drawn	RI	Designer	CR/RI
Drafting Check	CR	Design Check	CR
Approved (Project Director) Date			
Scale			

Client **CREATIVE VISION**
 Project **135 BADGERYS CREEK, BRADFIELD**
 Title **LEVEL 3 LANDSCAPE PLAN**
 Original Size **A1**
 Drawing No: **LD-DA140**

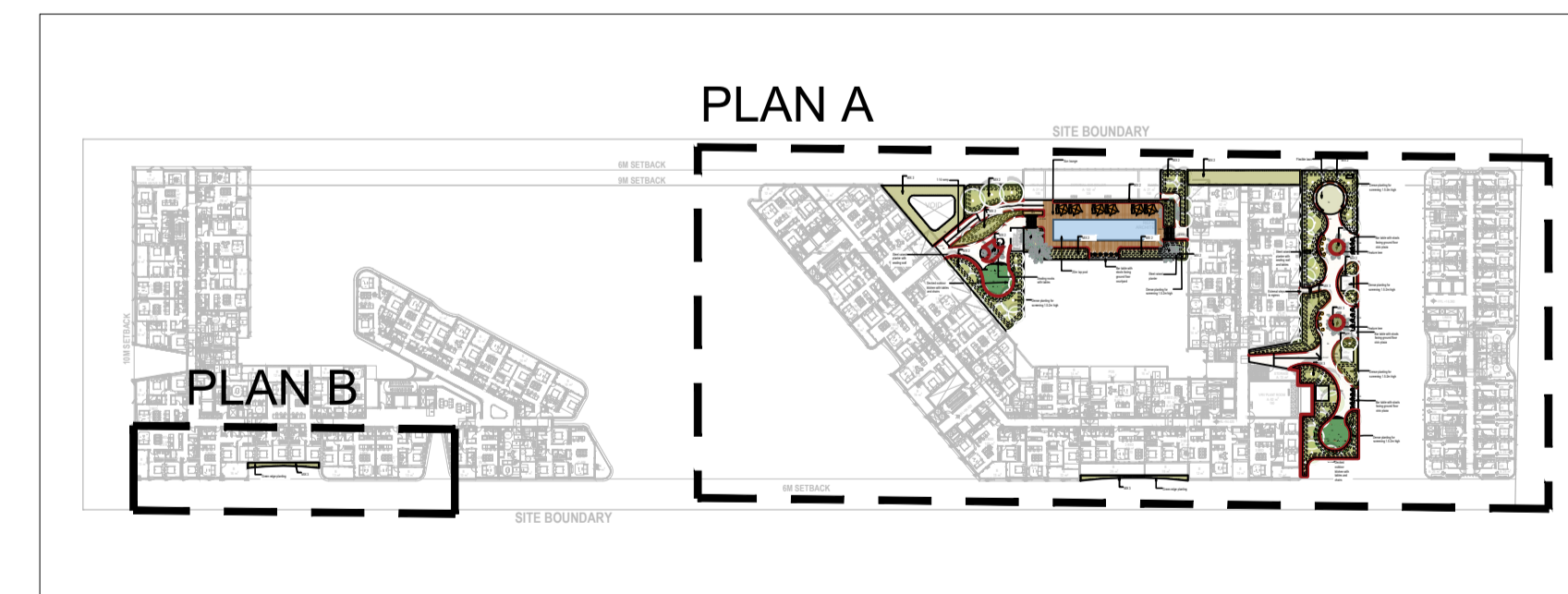
Rev: 1



PLAN A



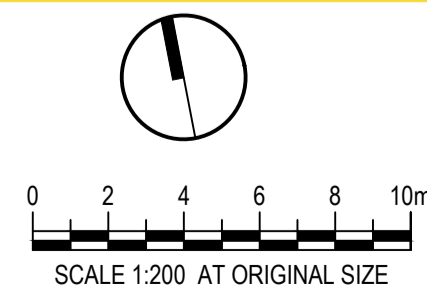
PLAN B



REFERENCE PLAN NTS

NOT FOR CONSTRUCTION

No	Revision	Note: * indicates signatures on original issue of drawing or last revision of drawing	Drawn	Job Manager	Project Director	Date
1	DRAFT SSDA		JM	RI	RI	03.09.25



CLIENT



ARCHITECT LANDSCAPE



DO NOT SCALE

Conditions of Use.
This document may only be used by the client (and any other person who the client has agreed can use this document) for the purpose for which it was prepared and must not be used by any other person or for any other purpose.

Drawn RI

Drafting Check CR

Approved (Project Director) Date

Scale

Designer CR/RI

Design Check CR

This Drawing must not be used for Construction unless signed as Approved

Original Size

Client **CREATIVE VISION**
Project **135 BADGERYS CREEK, BRADFIELD**
Title **LEVEL 4 LANDSCAPE PLAN**

Drawing No: **LD-DA150**


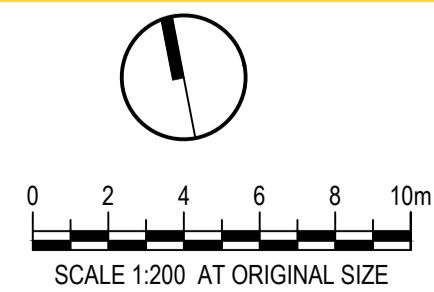
Rev: 1

SITE BOUNDARY



NOT FOR CONSTRUCTION

No	Revision	Note: * indicates signatures on original issue of drawing or last revision of drawing	Drawn	Job Manager	Project Director	Date
1	DRAFT SSDA		JM	RI	RI	23.09.25



DO NOT SCALE

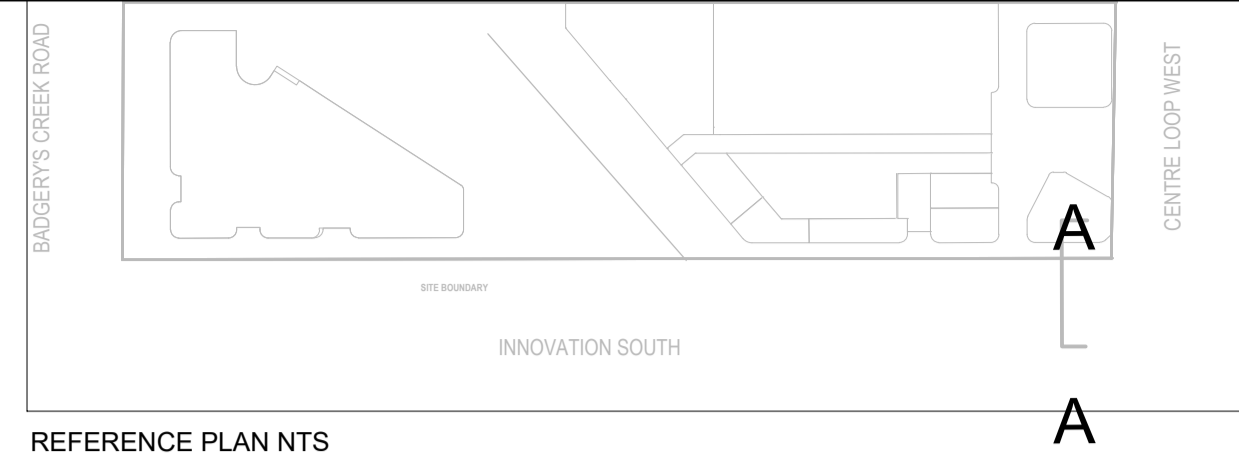
Conditions of Use.
This document may only be used by the client (and any other person who the client has agreed can use this document) for the purpose for which it was prepared and must not be used by any other person or for any other purpose.

Drawn	RI	Designer	RI
Drafting Check	RI	Design Check	CR
Approved (Project Director)	Date		
Scale	This Drawing must not be used for Construction unless signed as Approved		

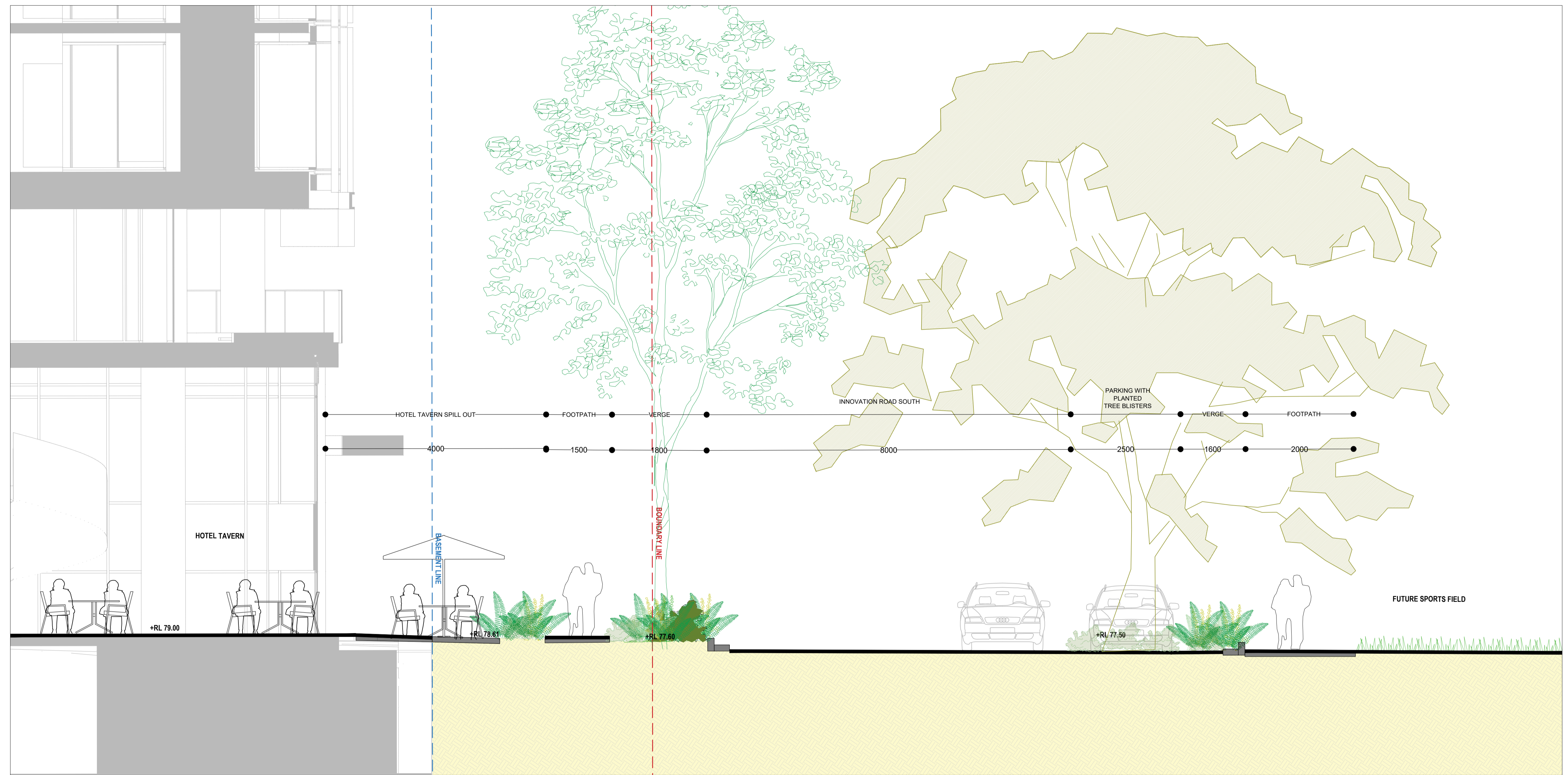
Client **CREATIVE VISION**
Project **135 BADGERYS CREEK, BRADFIELD**
Title **LEVEL 9 LANDSCAPE PLAN**

Original Size **A1** Drawing No: **LD-DA170**

Rev: 1



REFERENCE PLAN NTS



1 TYPICAL SECTION AA
1:50

NOT FOR CONSTRUCTION

No	Revision	Note: * indicates signatures on original issue of drawing or last revision of drawing	Drawn	Job Manager	Project Director	Date
1	SSDA		JM	RI	RI	23.09.25

CLIENT

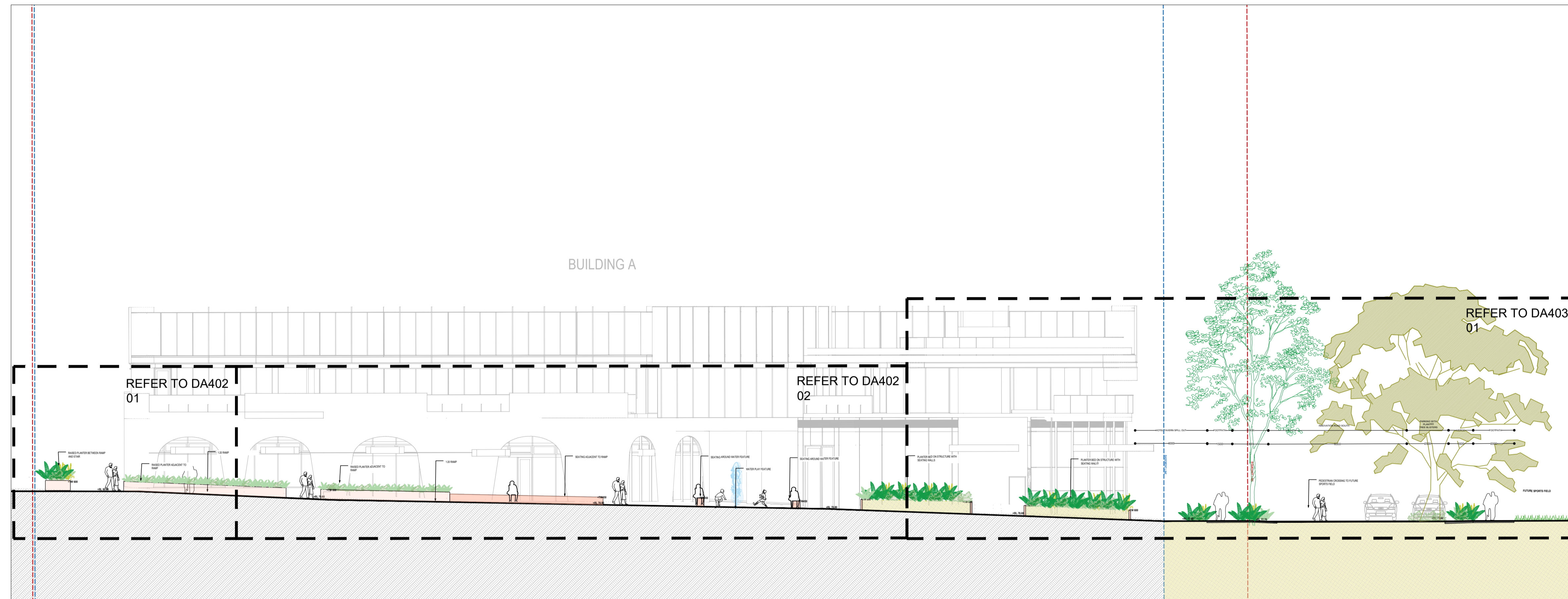
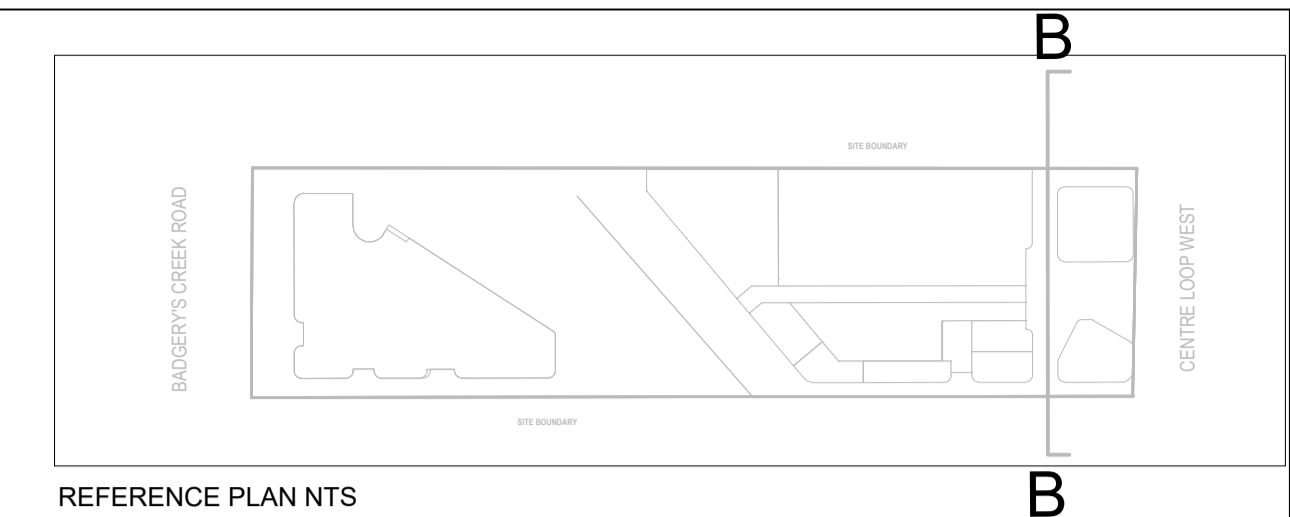
ARCHITECT	LANDSCAPE

DO NOT SCALE

Conditions of Use.
This document may only be used by the client (and any other person who the client has agreed can use this document) for the purpose for which it was prepared and must not be used by any other person or for any other purpose.

Drawn	RI	Designer	CR/ RI
Drafting Check	RI	Design Check	RI
Approved (Project Director)		Date	
Scale	AS SHOWN	This Drawing must not be used for Construction unless signed as Approved	


Client	CREATIVE VISION
Project	135 BADGERYS CREEK, BRADFIELD
Title	SECTION AA
Original Size	A1
Drawing No:	LD-DA400
Rev:	1



1 TYPICAL SECTION BB
1:150

NOT FOR CONSTRUCTION

No	Revision	Note: * indicates signatures on original issue of drawing or last revision of drawing	Drawn	Job Manager	Project Director	Date
1	SSDA		JM	RI	RI	23.09.25

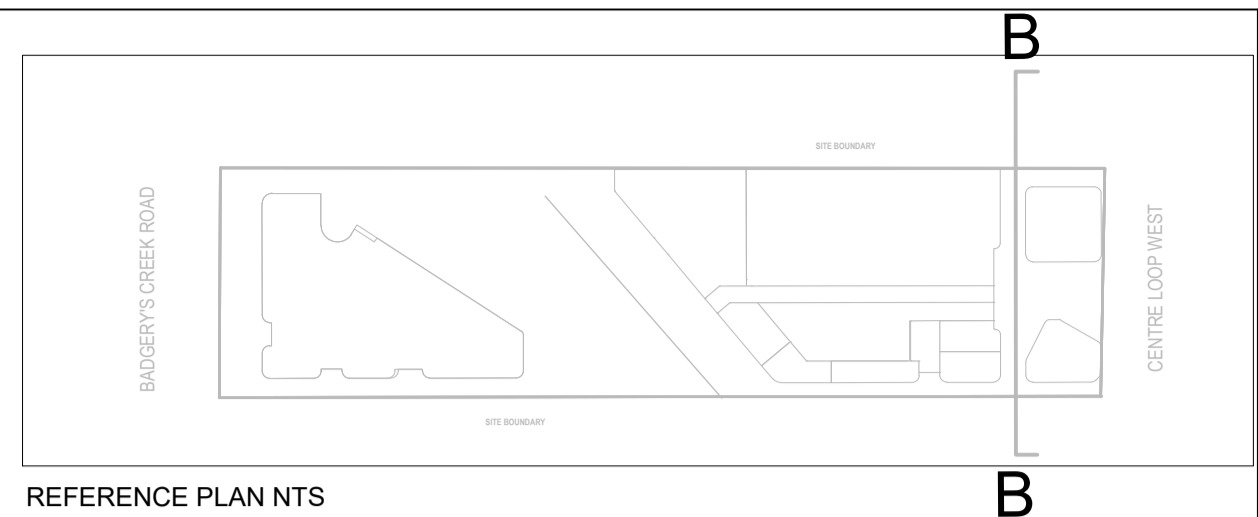


DO NOT SCALE

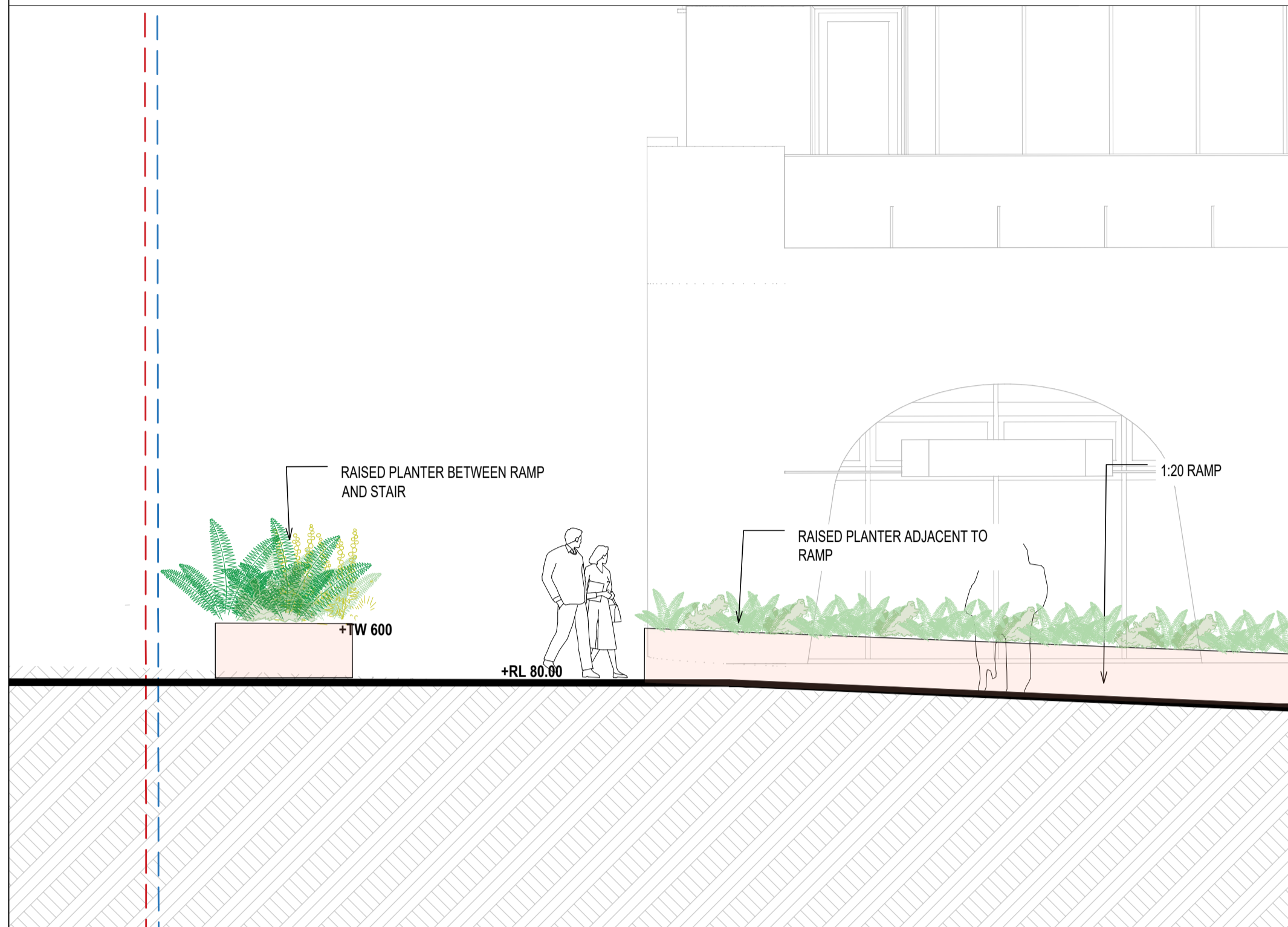
Conditions of Use.
This document may only be used by the client (and any other person who the client has agreed can use this document) for the purpose for which it was prepared and must not be used by any other person or for any other purpose.

Drawn	RI	Designer	CR/ RI
Drafting Check	RI	Design Check	RI
Approved (Project Director) Date			
Scale	AS SHOWN		

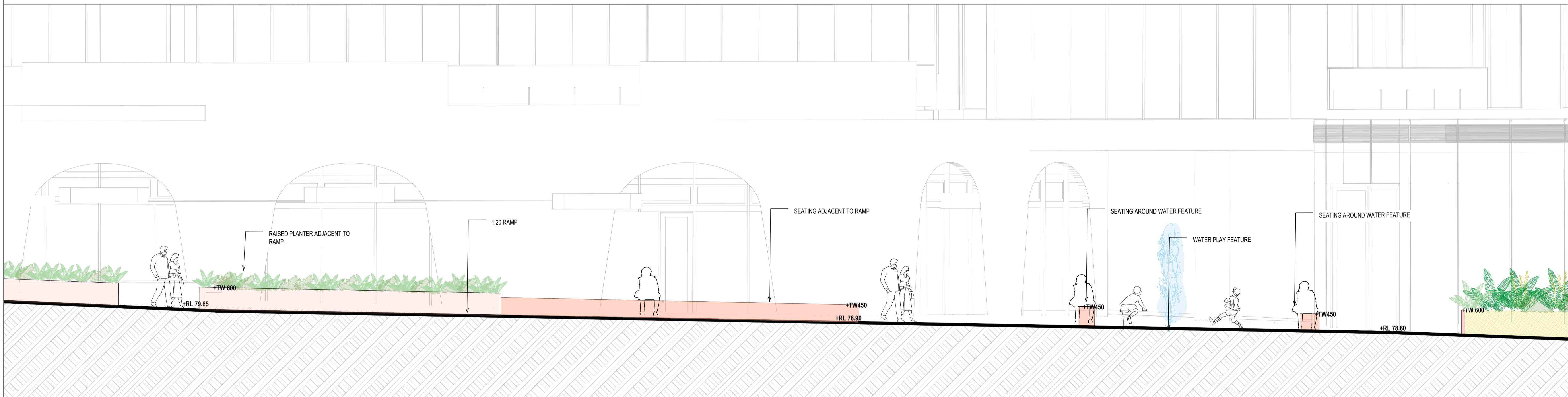
Client Project	CREATIVE VISION 135 BADGERYS CREEK, BRADFIELD
Title	SECTION BB
Original Size	A1
Drawing No:	LD-DA401
Rev:	1



REFERENCE PLAN NTS




1 DETAIL 1 SECTION BB
1:50



2 DETAIL 2 SECTION BB
1:50

NOT FOR CONSTRUCTION

No	Revision	Note: * indicates signatures on original issue of drawing or last revision of drawing	Drawn	Job Manager	Project Director	Date
1	SSDA		JM	RI	RI	23.09.25



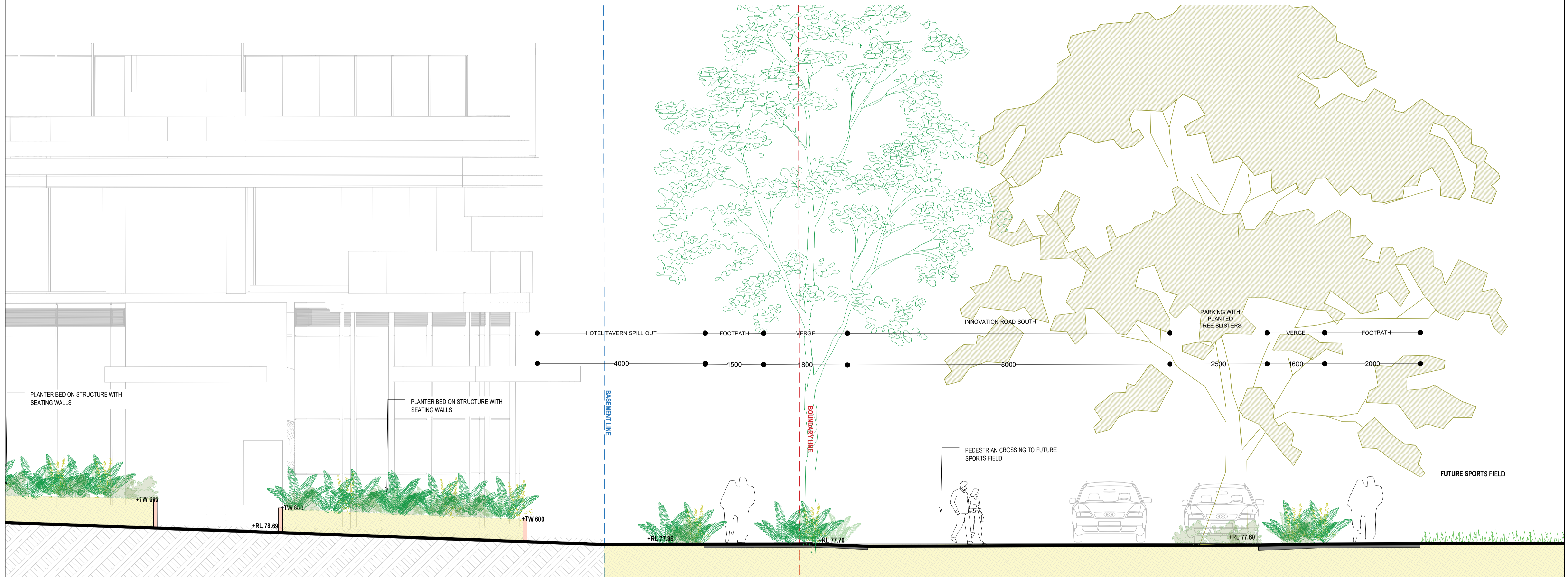
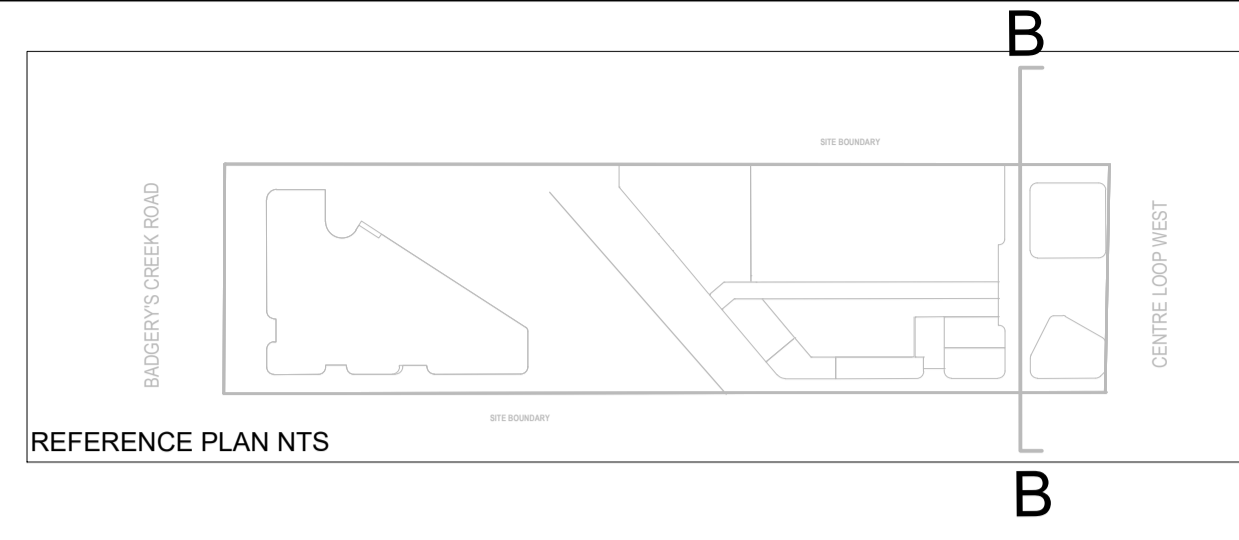
DO NOT SCALE

Conditions of Use.
This document may only be used by the client (and any other person who the client has agreed can use this document) for the purpose for which it was prepared and must not be used by any other person or for any other purpose.

Drawn	RI	Designer	CR/ RI
Drafting Check	RI	Design Check	RI
Approved (Project Director) Date			
Scale	AS SHOWN		

Original Size


Client Project	CREATIVE VISION 135 BADGERYS CREEK, BRADFIELD
Title	SECTION BB DETAIL 1 & DETAIL 2
Drawing No:	LD-DA402
Rev:	1



1 DETAIL 3 SECTION BB
1:50

NOT FOR CONSTRUCTION

No	Revision	Note: * indicates signatures on original issue of drawing or last revision of drawing	Drawn	Job Manager	Project Director	Date
1	SSDA		JM	RI	RI	23.09.25

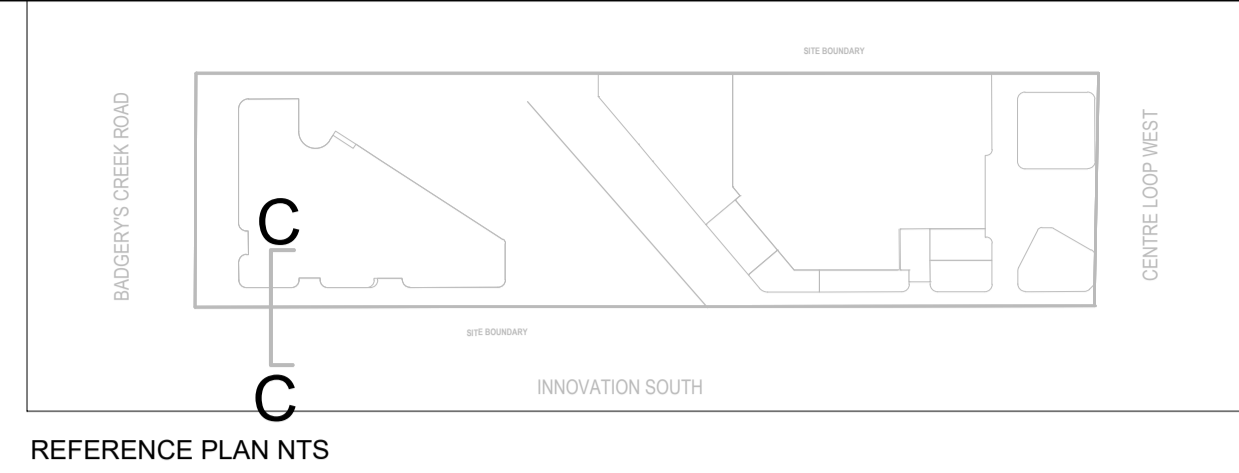


DO NOT SCALE

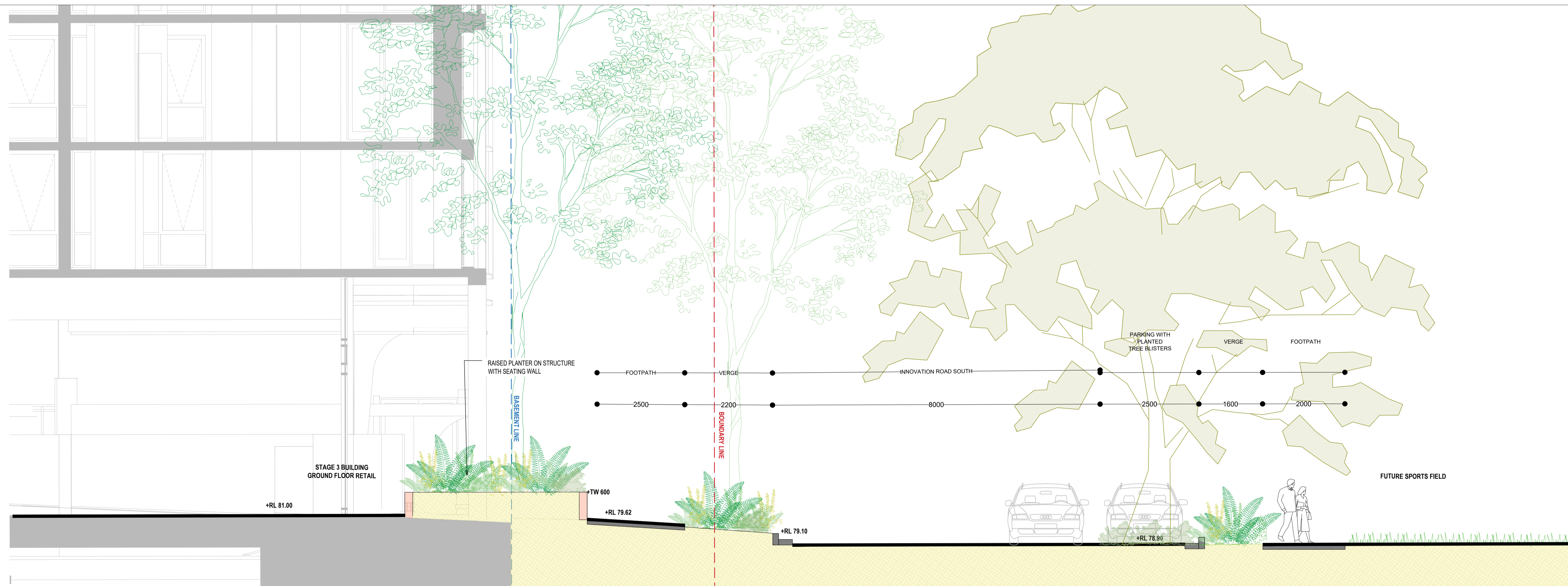
Conditions of Use.
This document may only be used by the client (and any other person who the client has agreed can use this document) for the purpose for which it was prepared and must not be used by any other person or for any other purpose.

Drawn	RI	Designer	CR/ RI
Drafting Check	RI	Design Check	RI
Approved (Project Director) Date			
Scale	AS SHOWN		

Client	CREATIVE VISION
Project	135 BADGERYS CREEK, BRADFIELD
Title	SECTION BB DETAIL 3
Original Size	A1
Drawing No:	LD-DA403
Rev:	1



REFERENCE PLAN NTS



1 SECTION CC
1:50

NOT FOR CONSTRUCTION

No	Revision	Note: * indicates signatures on original issue of drawing or last revision of drawing	Drawn	Job Manager	Project Director	Date
1	SSDA		JM	RI	RI	23.09.25

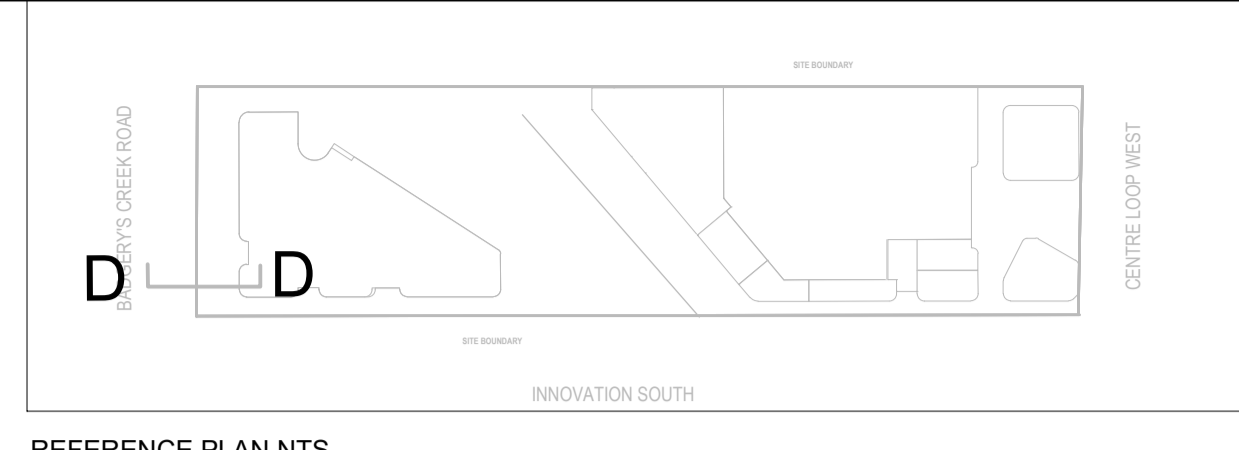
CLIENT

ARCHITECT	LANDSCAPE

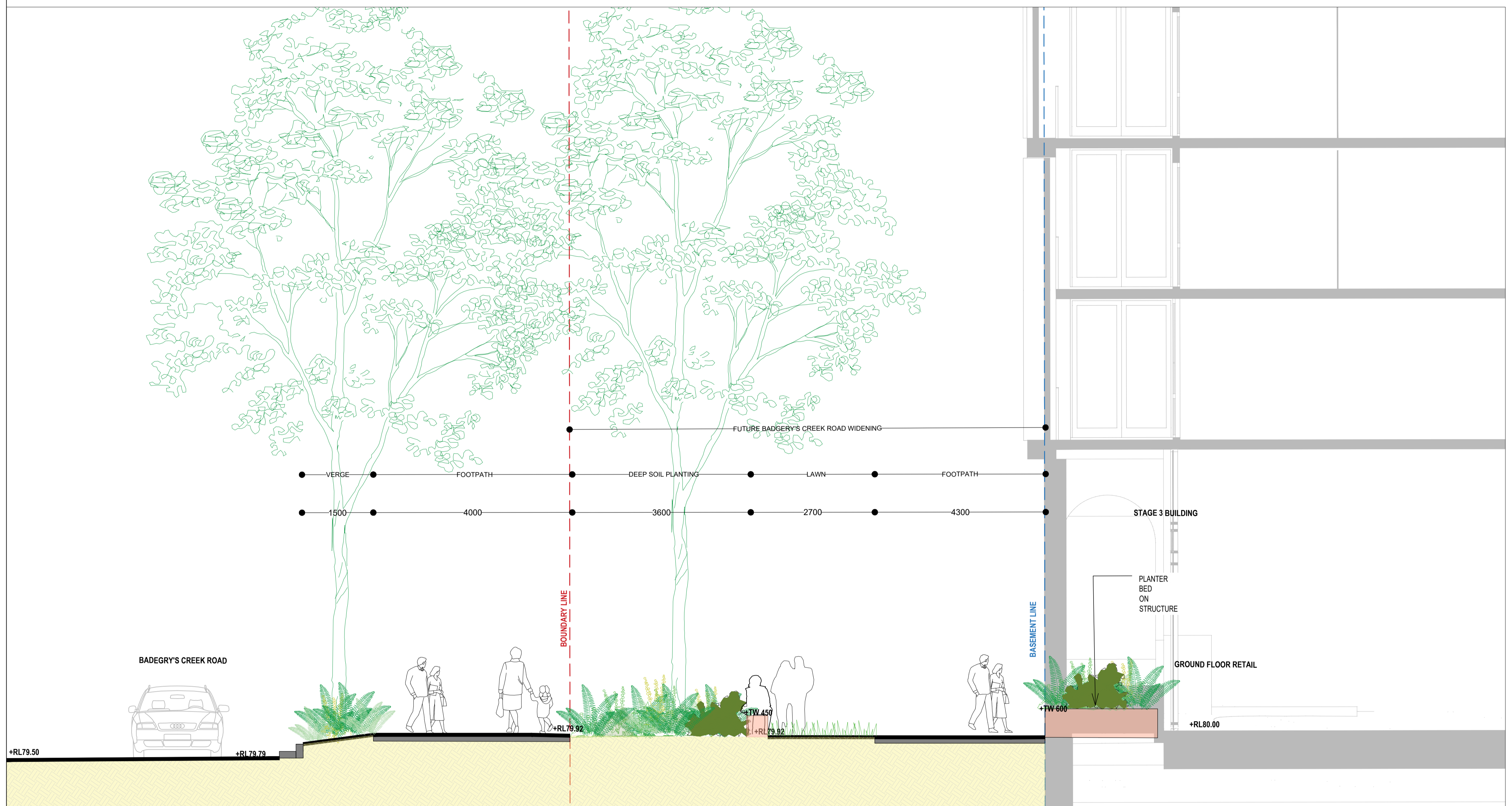
DO NOT SCALE
Conditions of Use. This document may only be used by the client (and any other person who the client has agreed can use this document) for the purpose for which it was prepared and must not be used by any other person or for any other purpose.

Drawn	RI	Designer	CR/ RI
Drafting Check	RI	Design Check	RI
Approved (Project Director)	Date	This Drawing must not be used for Construction unless signed as Approved	
Scale	AS SHOWN		

Client	Project	Title
CREATIVE VISION	135 BADGERYS CREEK, BRADFELD	SECTION CC
Original Size	Drawing No:	LD-DA404
A1		Rev: 1



REFERENCE PLAN NTS



1 SECTION DD
1:50

NOT FOR CONSTRUCTION

No	Revision	Note: * indicates signatures on original issue of drawing or last revision of drawing	Drawn	Job Manager	Project Director	Date
1	SSDA		JM	RI	RI	23.09.25

CLIENT

ARCHITECT LANDSCAPE

DO NOT SCALE

Conditions of Use:
This document may only be used by the client (and any other person who the client has agreed can use this document) for the purpose for which it was prepared and must not be used by any other person or for any other purpose.

Drawn	RI	Designer	CR/ RI
Drafting Check	RI	Design Check	RI
Approved (Project Director) Date			
Scale	AS SHOWN		

This Drawing must not be used for Construction unless signed as Approved

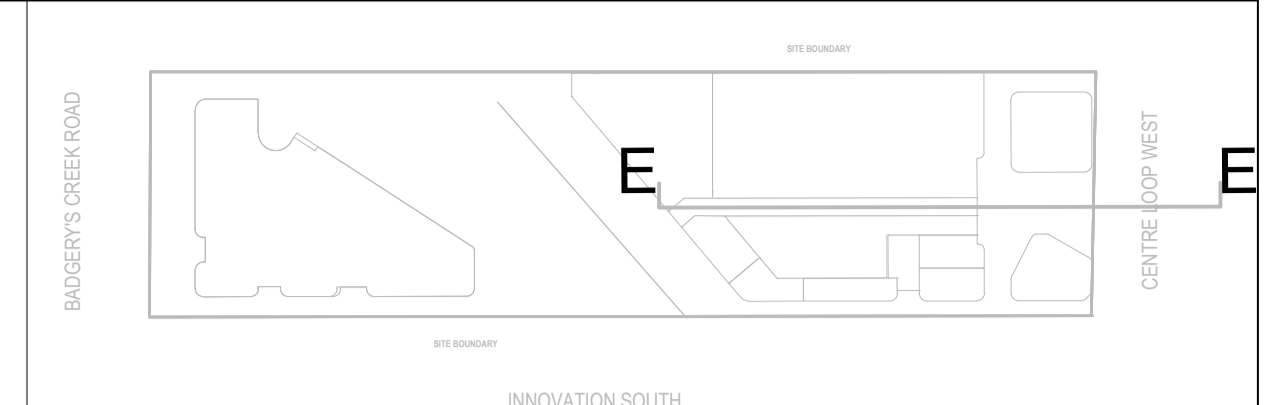
Client Project
**CREATIVE VISION
135 BADGERYS CREEK, BRADFIELD**

Title
SECTION DD

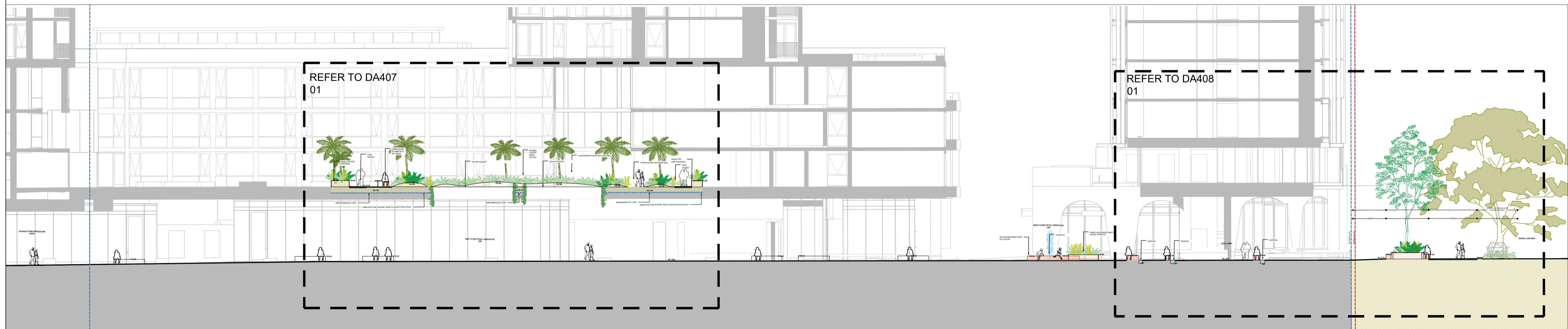
Original Size
A1

Drawing No: **LD-DA405**

Rev: **1**



REFERENCE PLAN NTS




1 SECTION EE
1:200

NOT FOR CONSTRUCTION

No	Revision	Note: * indicates signatures on original issue of drawing or last revision of drawing	Drawn	Job Manager	Project Director	Date
1	SSDA		JM	RI	RI	23.09.25

CLIENT



ARCHITECT **LANDSCAPE**




DO NOT SCALE

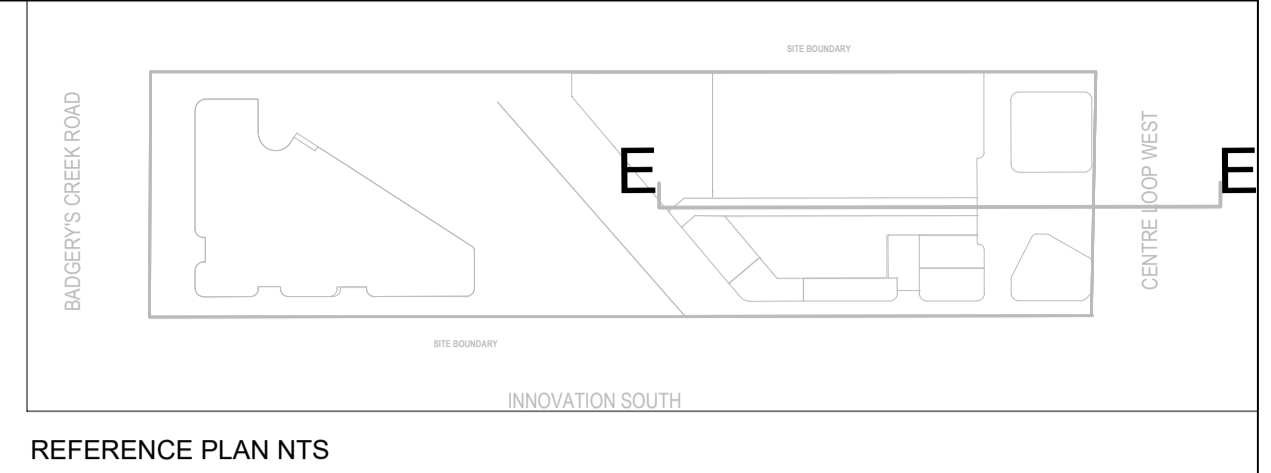
Conditions of Use.
This document may only be used by the client (and any other person who the client has agreed can use this document) for the purpose for which it was prepared and must not be used by any other person or for any other purpose.

Drawn	RI	Designer	CR/ RI
Drafting Check	RI	Design Check	RI
Approved (Project Director) Date			
Scale	AS SHOWN		

Client Project **CREATIVE VISION**
135 BADGERYS CREEK, BRADFIELD

Title **SECTION EE**


Original Size **A1** Drawing No: **LD-DA406** Rev: **1**



1 DETAIL 1 SECTION EE
1:150

NOT FOR CONSTRUCTION

No	Revision	Note: * indicates signatures on original issue of drawing or last revision of drawing	Drawn	Job Manager	Project Director	Date
1	SSDA		JM	RI	RI	23.09.25


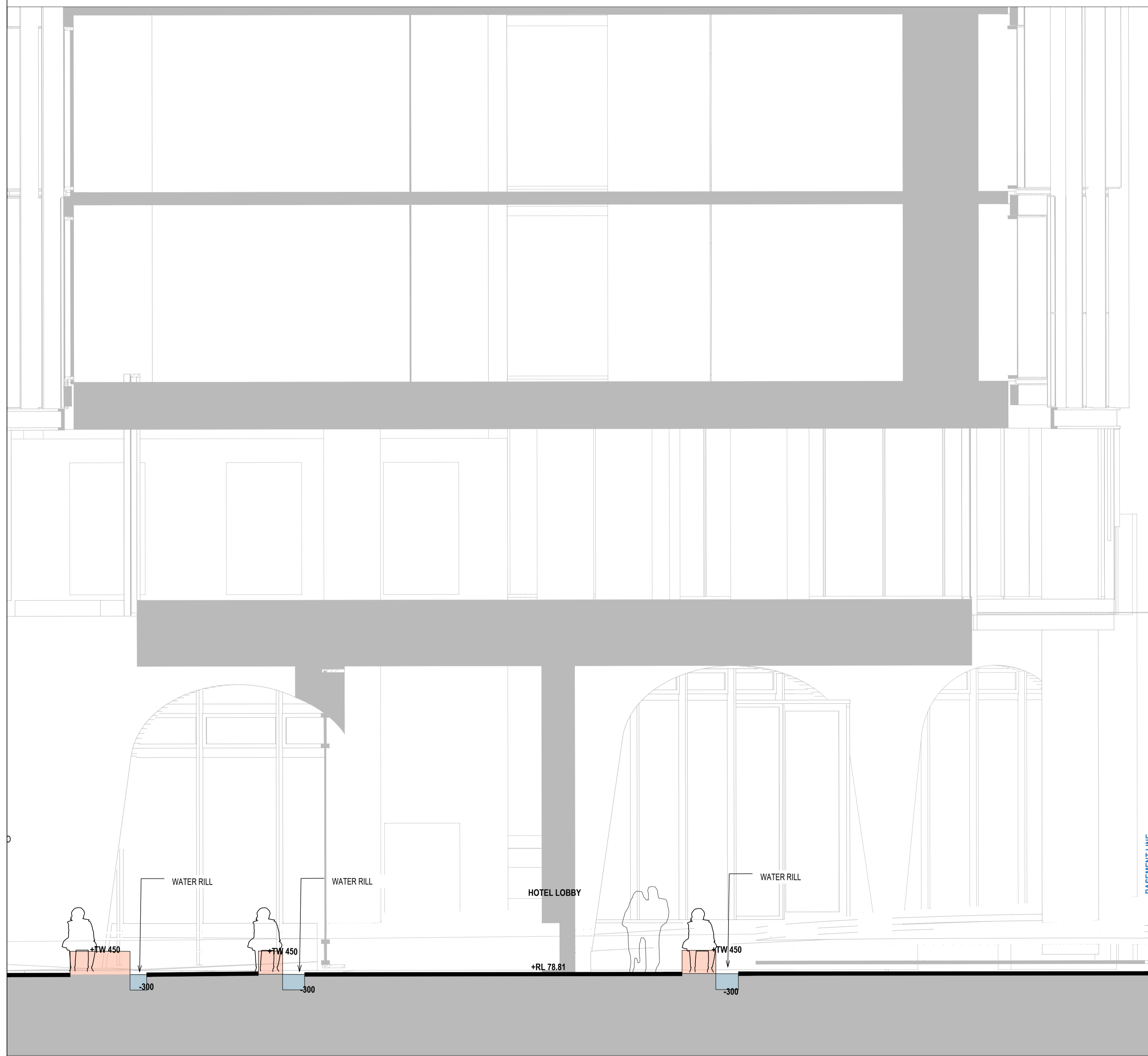
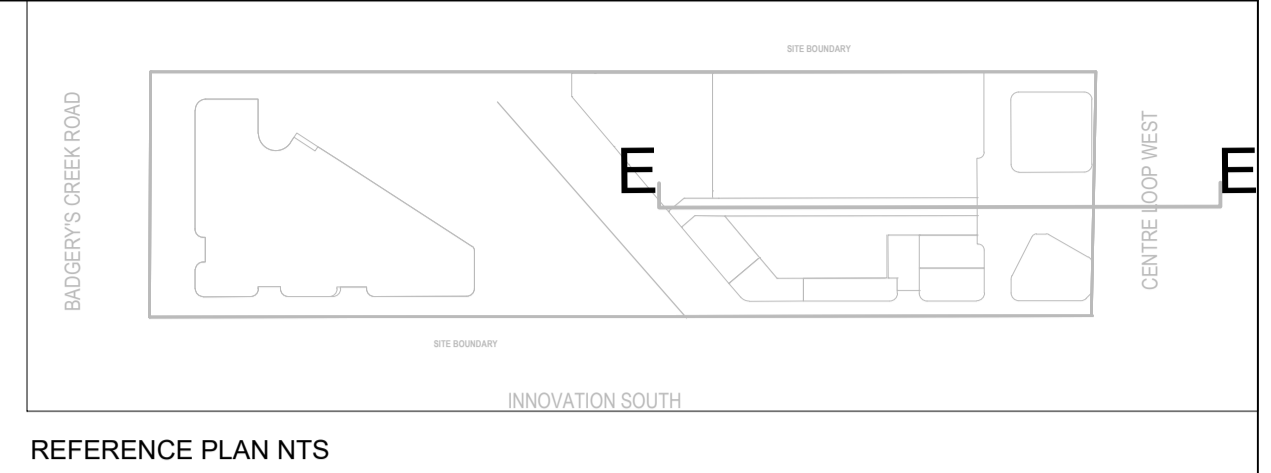


DO NOT SCALE

Conditions of Use:
This document may only be used by the client (and any other person who the client has agreed can use this document) for the purpose for which it was prepared and must not be used by any other person or for any other purpose.

Drawn	RI	Designer	CR/ RI
Drafting Check	RI	Design Check	RI
Approved (Project Director) Date			
Scale	AS SHOWN		

Client Project	CREATIVE VISION 135 BADGERYS CREEK, BRADFIELD
Title	SECTION EE DETAIL 1
Original Size	A1
Drawing No:	LD-DA407
Rev:	1



1 DETAIL 2 SECTION EE
1:50

NOT FOR CONSTRUCTION

No	Revision	Note: * indicates signatures on original issue of drawing or last revision of drawing	Drawn	Job Manager	Project Director	Date
1	SSDA		JM	RI	RI	23.09.25

--	--	--	--	--	--	--

CLIENT

ARCHITECT

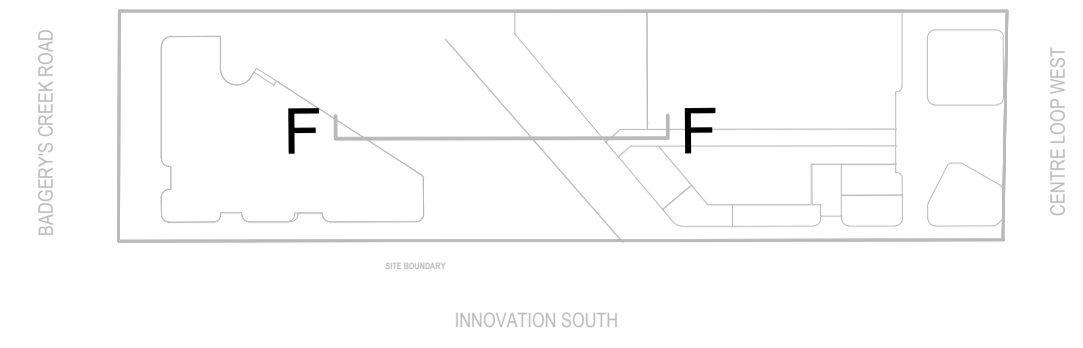
LANDSCAPE

DO NOT SCALE

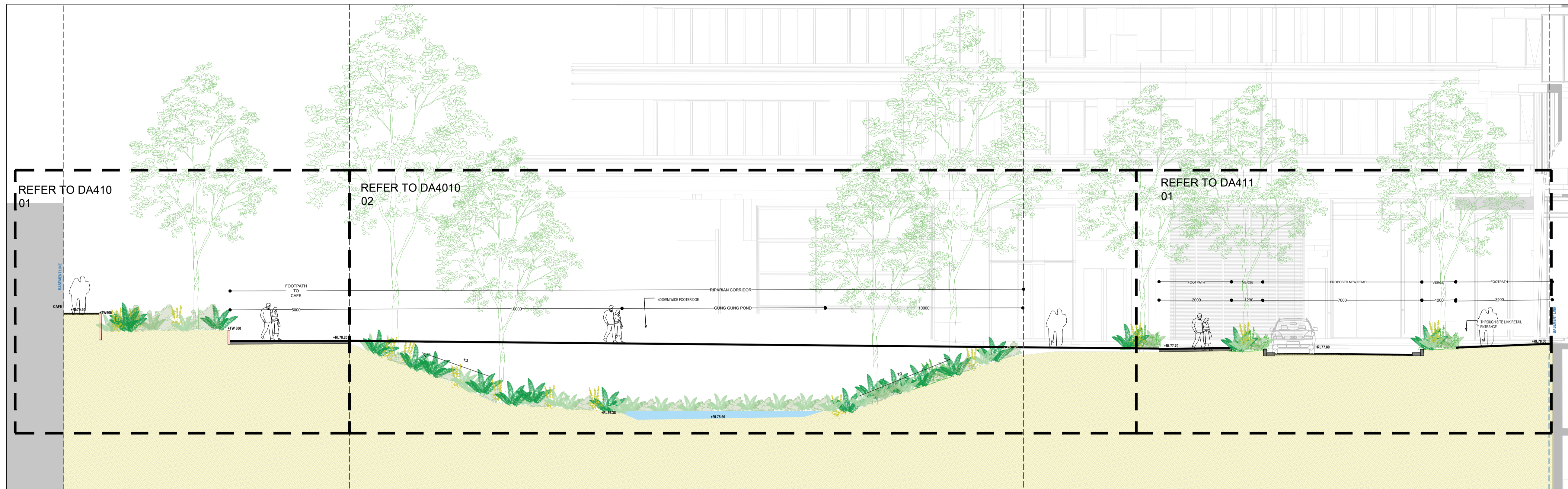
Conditions of Use.
This document may only be used by the client (and any other person who the client has agreed can use this document) for the purpose for which it was prepared and must not be used by any other person or for any other purpose.

Drawn	RI	Designer	CR/ RI
Drafting Check	RI	Design Check	RI
Approved (Project Director)	Date		
Scale	AS SHOWN		

Client	CREATIVE VISION
Project	135 BADGERYS CREEK, BRADFIELD
Title	SECTION EE DETAIL 2
Original Size	A1
Drawing No:	LD-DA408
Rev:	1




REFERENCE PLAN NTS



1 TYPICAL SECTION FF
1:100

NOT FOR CONSTRUCTION

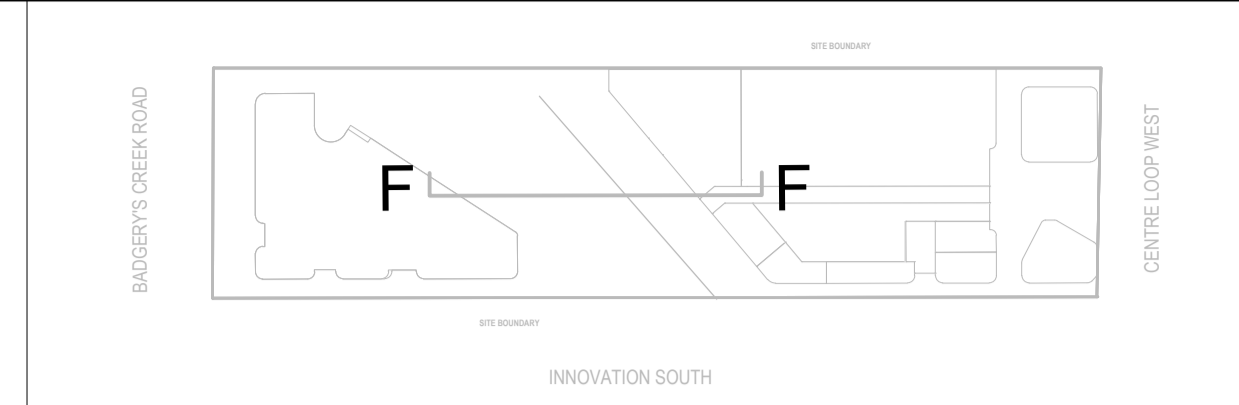
No	Revision	Note: * indicates signatures on original issue of drawing or last revision of drawing	Drawn	Job Manager	Project Director	Date
1	SSDA		JM	RI	RI	23.09.25



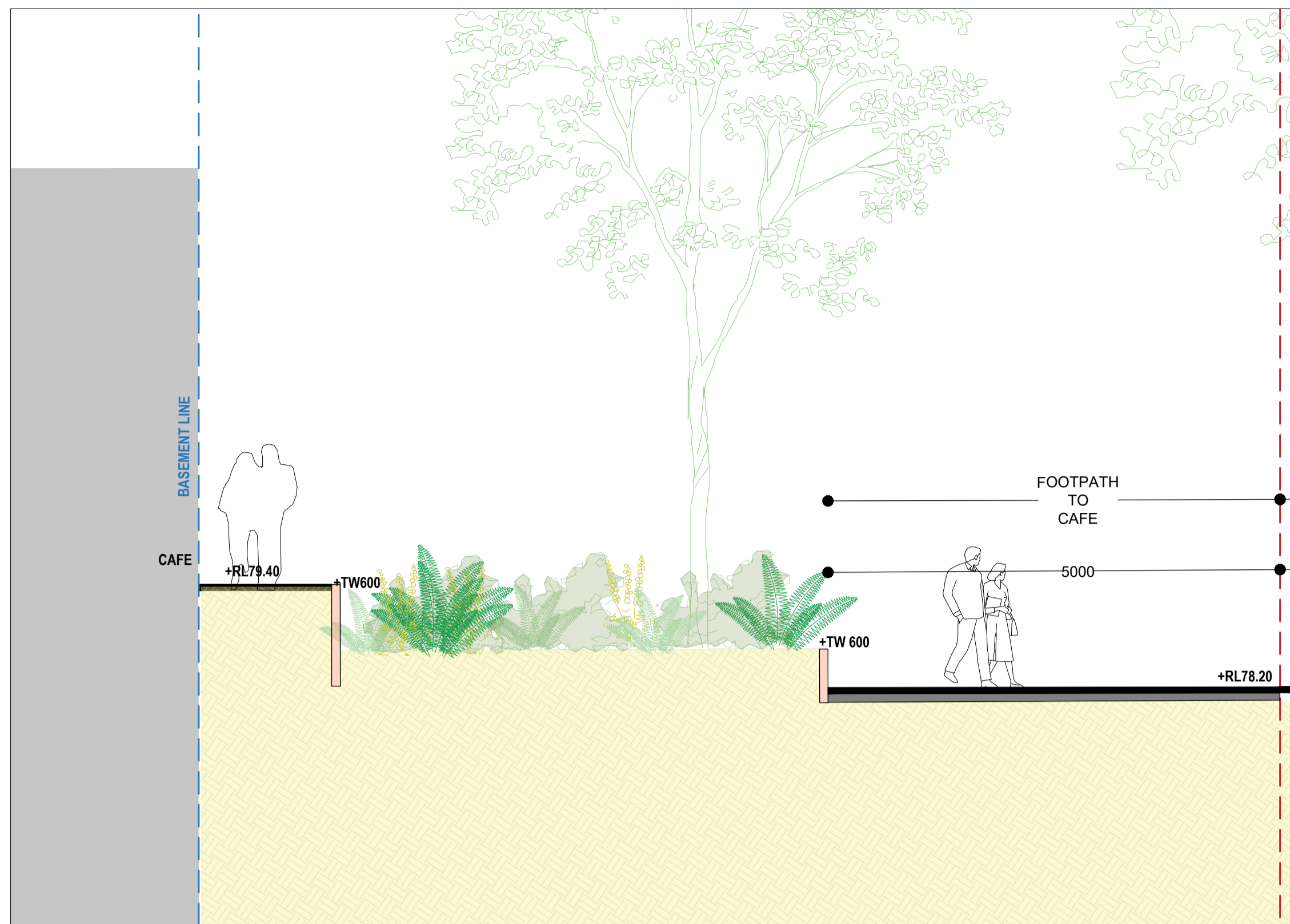
DO NOT SCALE
Conditions of Use:
This document may only be used by the client (and any other person who the client has agreed can use this document) for the purpose for which it was prepared and must not be used by any other person or for any other purpose.

Drawn	RI	Designer	CR/RI
Drafting Check	RI	Design Check	RI
Approved (Project Director)	Date		
Scale	AS SHOWN		

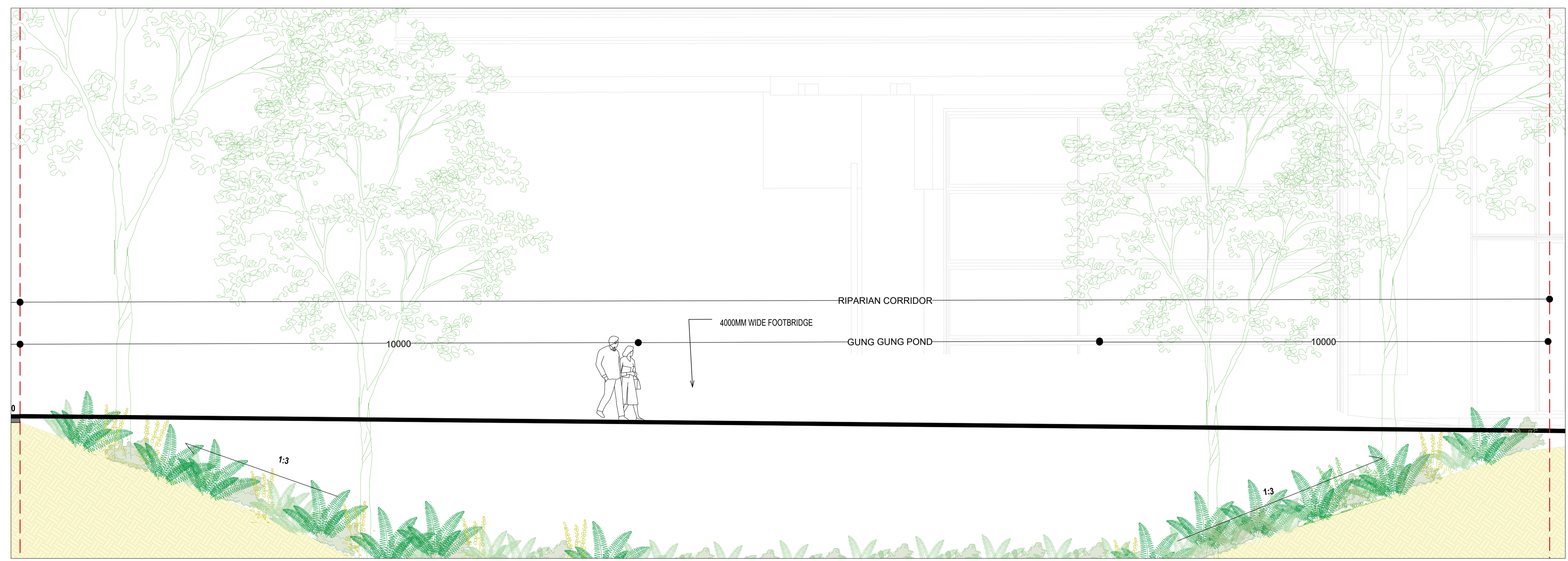
Client	CREATIVE VISION
Project	135 BADGERYS CREEK, BRADFIELD
Title	SECTION FF
Original Size	A1
Drawing No:	LD-DA409
Rev:	1



REFERENCE PLAN NTS




1 DETAIL 1 SECTION FF
1:50



1 DETAIL 2 SECTION FF
1:50

NOT FOR CONSTRUCTION

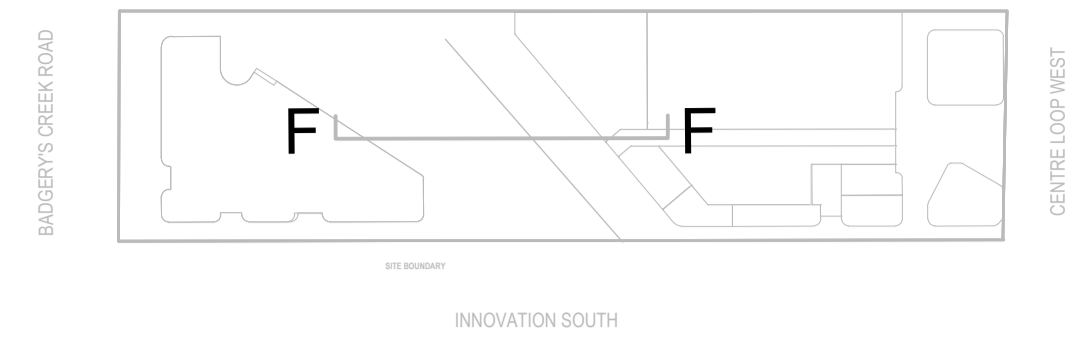
1	SSDA	JM	RI	RI	23.09.25	
No	Revision	Note: * indicates signatures on original issue of drawing or last revision of drawing	Drawn	Job Manager	Project Director	Date



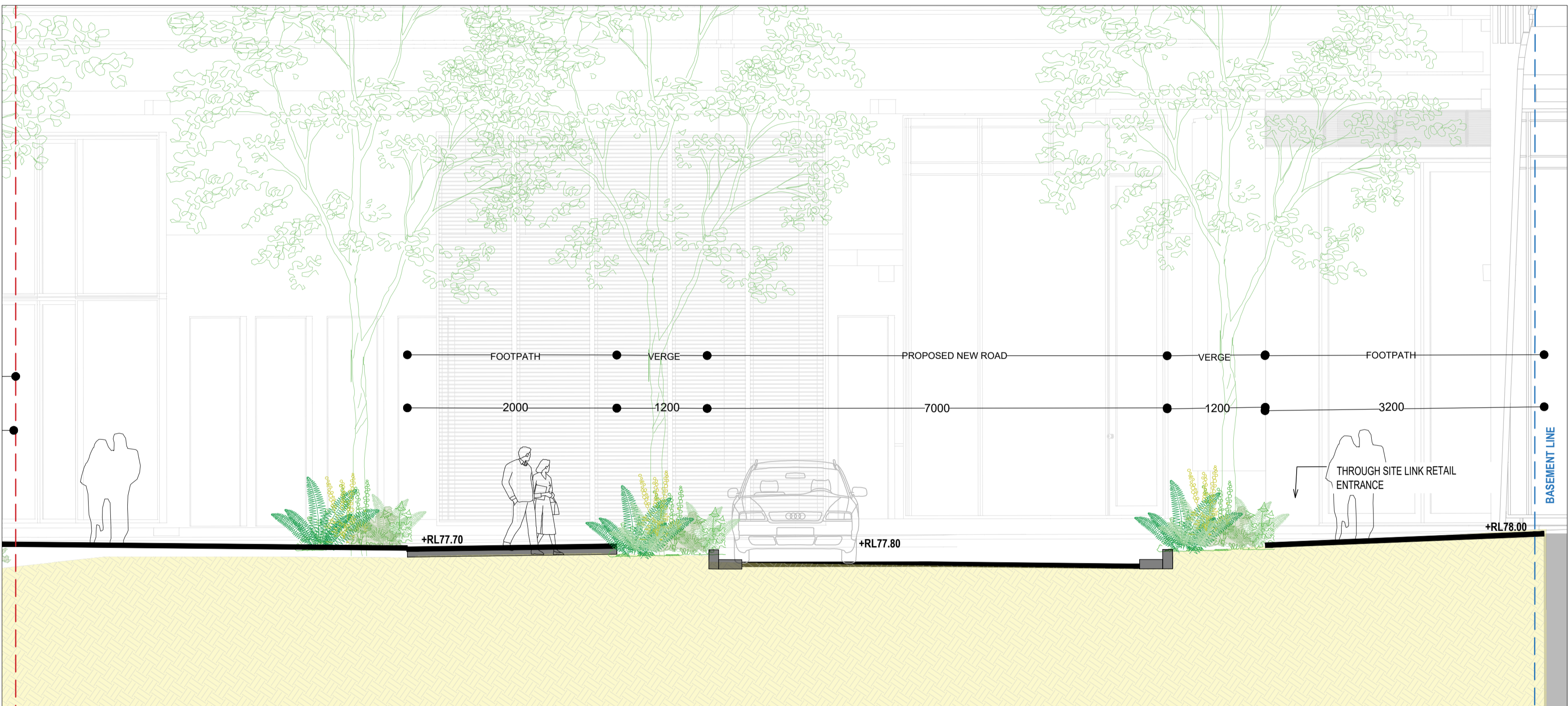
DO NOT SCALE
Conditions of Use:
This document may only be used by the client (and any other person who the client has agreed can use this document) for the purpose for which it was prepared and must not be used by any other person or for any other purpose.

Drawn	RI	Designer	CR/ RI
Drafting Check	RI	Design Check	RI
Approved (Project Director) Date			
Scale	AS SHOWN		

Client	CREATIVE VISION
Project	135 BADGERYS CREEK, BRADFIELD
Title	SECTION FF DETAIL 1+2
Original Size	A1
Drawing No:	LD-DA410
Rev:	1



REFERENCE PLAN NTS



1 DETAIL 3 SECTION FF
1:50

NOT FOR CONSTRUCTION

1	SSDA	JM	RI	RI	23.09.25
No	Revision	Drawn	Job Manager	Project Director	Date



CLIENT



DO NOT SCALE

Conditions of Use.
This document may only be used by the client (and any other person who the client has agreed can use this document) for the purpose for which it was prepared and must not be used by any other person or for any other purpose.

Drawn	RI	Designer	CR/ RI
Drafting Check	RI	Design Check	RI
Approved (Project Director)	Date		
Scale	AS SHOWN		

Client	CREATIVE VISION
Project	135 BADGERYS CREEK, BRADFIELD
Title	SECTION FF DETAIL 3
Original Size	A1
Drawing No:	LD-DA411
Rev:	1

LANDSCAPE OUTLINE SPECIFICATION NOTES

GENERAL:

Note the following is an outline specification for DA purposes only.

All works are to be performed by suitably qualified and experienced trades persons in landscape works. All works shall be supervised by a qualified superintendent.

SERVICES IDENTIFICATION

The contractor shall verify the position of all services prior to the commencement of works and take all necessary precautions to protect services during implementation works.

SITE ESTABLISHMENT

The contractor shall establish site access and compound in position agreed with the Superintendent and or subject to Council approval. The Contractor shall be totally responsible for protecting the site works during construction and establishment including vegetation, pedestrian and vehicular management. Implement erosion control and site management practices to secure the site and to comply with all statutory requirements.

EARTHWORKS & DRAINAGE

Bulk earthworks are by the civil contractor. The landscape contractor shall allow for minor earth trimming and profiling to prepare landscape areas to accept the nominated treatment. Protect exposed earthworks with temporary erosion measures and coordinate the on-site disposal of excess spoil with the Superintendent.

SUBSOIL AGRICULTURAL DRAINS:

All tree positions shall be free draining with positive drainage to SW outlets or natural drainage systems. Install 100mm diameter agg. drains including 200mm wide column of 10-20mm crushed drainage gravel and geo-textile fabric - Bidum A24. Seek direction from the site superintendent.

PIT LIDS:

The Contractor is to protect all pit lids during earthworks preparation. Retain Telstra concrete oval covers & pit checker plate steel pit covers, and concrete service pits. New pit lids are to be suitable for paver infill.

HARD LANDSCAPE WORKS

PAVEMENTS:

Modular Pavement Systems - Pedestrian: Stone paving product Pavements systems shall conform to the approved Public Domain Framework and or Council's streetscape guidelines to the extent defined on the landscape plans. Supply and install pavements to the pattern nominated over concrete base including; base preparation, mortar bedding, placement, mechanical cutting, expansion | control joints, grout jointing and finishing to achieve levels and positive drainage.

ROADWORKS: Refer to Engineers drawings for grading, materials and set-out.

FURNITURE & FIXINGS

Supply and install furniture and fixing in the positions nominated on the plans or as agreed on site with the superintendent. All items are to be installed on concrete base slab or in-ground footings strictly in accordance with the manufacturer's specification. Where necessary, allow for cutting of pavements and or core drilling installation method. The pavements shall comply with Council and Australian Standards

LIGHTING

Refer to the electrical engineer's plans for lighting circuits and installation. The general layout are nominated on the landscape plans.

SOFT LANDSCAPE WORKS

SOIL MIX:

Imported Soil Mix:

All planter areas shall have a minimum soil depth of 300mm and 100mm to turf | grass areas with landscape quality soil that conforms to AS 4419 Soils for Landscaping and Gardens.

Ameliorated site topsoil mix:

The Contractor is to use stockpiled site topsoil adding soil additives and chemicals; lime gypsum and fertiliser nutrients to achieve AS4419.

SAMPLE & TESTING:

Provide 1kg soil mix test sample and data to of imported or modify site soil , clearly

identified and referenced to the test data, prepared by an independent soil laboratory. Submit to the Superintendent for approval prior to supply and placement.

FERTILISER: Apply slow release Organic fertiliser at the time of planting with pellets to advanced tree positions strictly in accordance with the manufacturers specification and with regard to season, soil mix, watering regimes and sub grade conditions.

PLANT MATERIALS:

Refer to the plant schedule. The contractor shall ensure that all plant materials are secured immediately upon award of contract. Failure to do so will not give rise to substitutions or extensions of time. All stock shall be grown in open areas which are exposed to the sun and wind to promote vigorous plant growth and to harden plants off. All plant material shall be pest and disease free. All plant material shall not be root bound or damaged. Plant densities shall reflect accepted industry standards and Councils guidelines for Landscape Works and be sourced from an accredited nursery. The Contractor will be responsible for purchasing and coordination of delivery to satisfy the construction program. It is the Contractor's responsibility to check trees at the supply source and to accept delivery of the trees at site, ensuring that the trees are supplied in accordance with the specification and are in good health. The Contractor shall allow for unloading and placement of all advanced tree materials.

All bag stock shall conform to the specification and must be secured from an Accredited Nursery. The current Natspec Guide "Purchasing Landscape Trees" is a **guide only** for quality tree production. All trees must be able to be planted without the use of tree stakes. Any trees requiring staking to be held vertical shall be rejected.

ADVANCED TREES:

Plant stock shall have a well developed straight stem with tri-branching structure and healthy canopy typical to the species and to the minimum sizes scheduled.

Excavate a hole a minimum 2X wider than the root ball and deep enough to accept a minimum 200mm of topsoil below. Break up the base of the hole to a further depth of 200mm, and loosen compacted sides of the hole as necessary to prevent confinement of root growth to the hole. Loosen sides of root ball to promote growth. Backfill with nominated soil mix, lightly tamp and water to eliminate air pockets. Ensure positive drainage to all tree positions.

Supply and install root barrier as nominated and staking as detailed on plans.

IRRIGATION SYSTEM: Supply and install an automatically controlled system to landscape areas identified on the plans to achieve 25mm/week precipitation rate. This system shall have a rain switch and have backflow prevention devices fitted in accordance with Councils regulations.

MAINTENANCE PERIOD:

General

Planting maintenance period: the planting maintenance period will be 52 weeks and will commence from the date of practical completion. Of each phase of planting works (hereby specified to be a separable part of the works). It is anticipated that planting works will be undertaken in one phase

Planting maintenance program: 2 weeks prior to practical completion, furnish a proposed planting establishment program, and amend it as required. Such proposal should contain details of the types and frequency of maintenance activities involved with the establishment of plants and grassed areas. Comply with the approved program.

Planting maintenance log book: keep a log book recording when and what maintenance work has been done and what materials, including approved toxic materials, have been used. Log book must be signed off by the client's representative after each maintenance visit. Maintain log book in location nominated by superintendent. All entries are to be initialised by person nominated by superintendent. Log book to contain a copy of the approved planting establishment program.

Product warranty: submit the supplier's written statement certifying that plants are true to the required species and type, and are free from diseases, pests and weeds.

Insurance: the contractor is to ensure suitable insurance cover and / or bank guarantee is in place for the theft and / or damage of all works executed under this contract for the plant maintenance period.

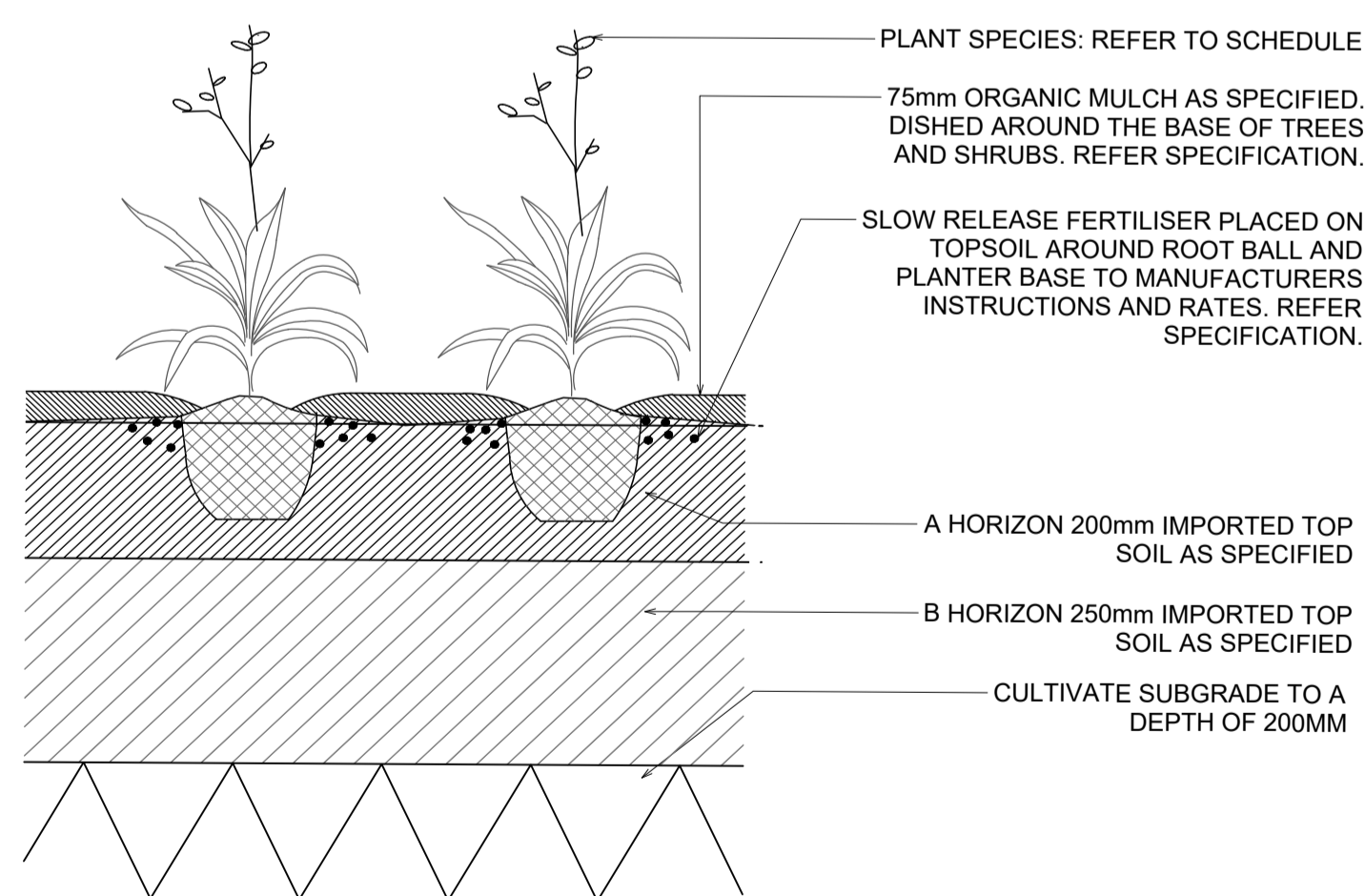
All Drawings To Be Read In Conjunction With Structural, Mechanical, Hydraulic and Electrical Engineers' Detail Drawings And Specifications.

****** ALL WORKS WITHIN THE PUBLIC DOMAIN IN ACCORDANCE WITH LIVERPOOL COUNCIL SPECIFICATION AND DETAILS****

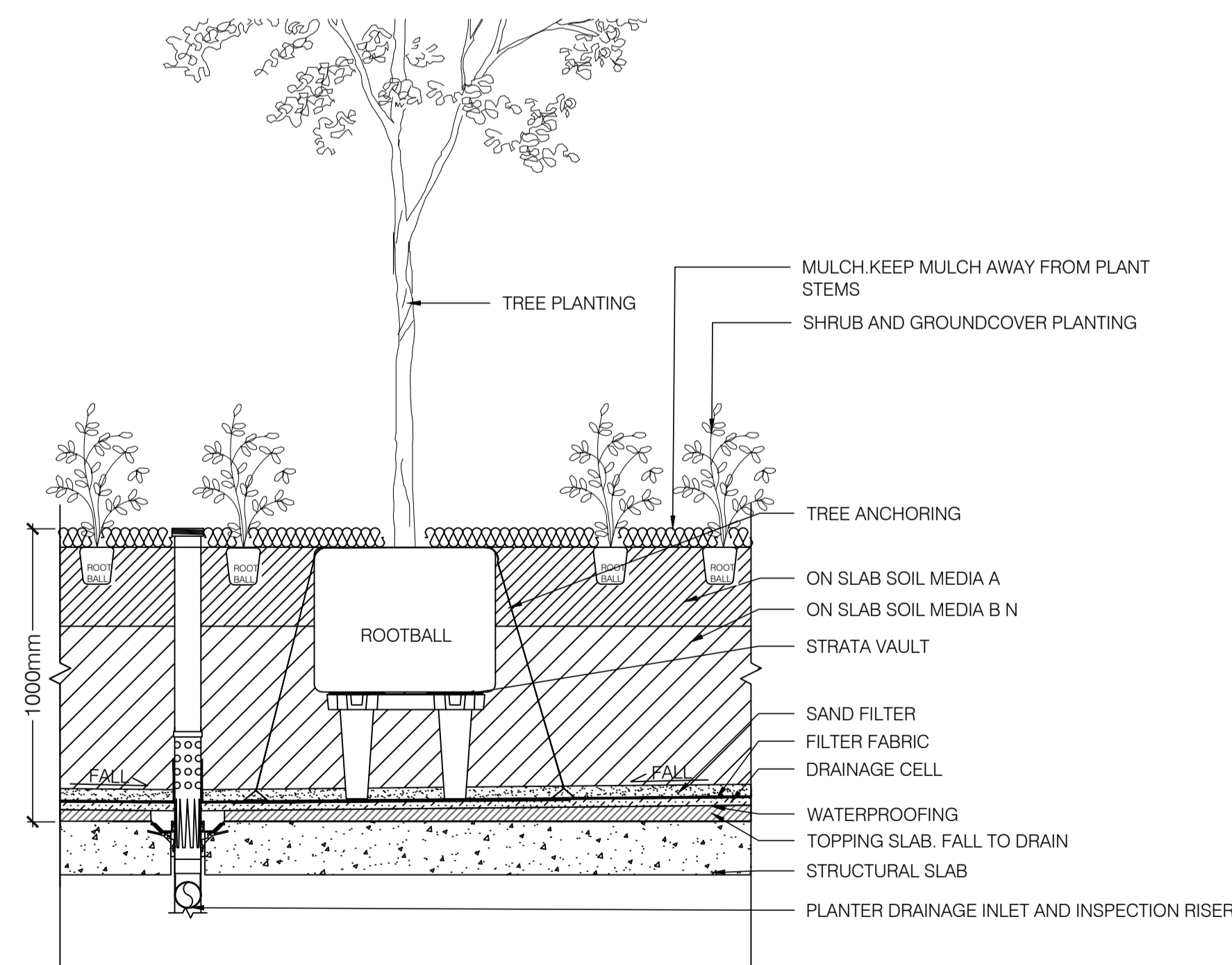
All Levels Indicated Taken To Australian Height Datum (AHD)

Refer to Detail Drawings For Typical Details.

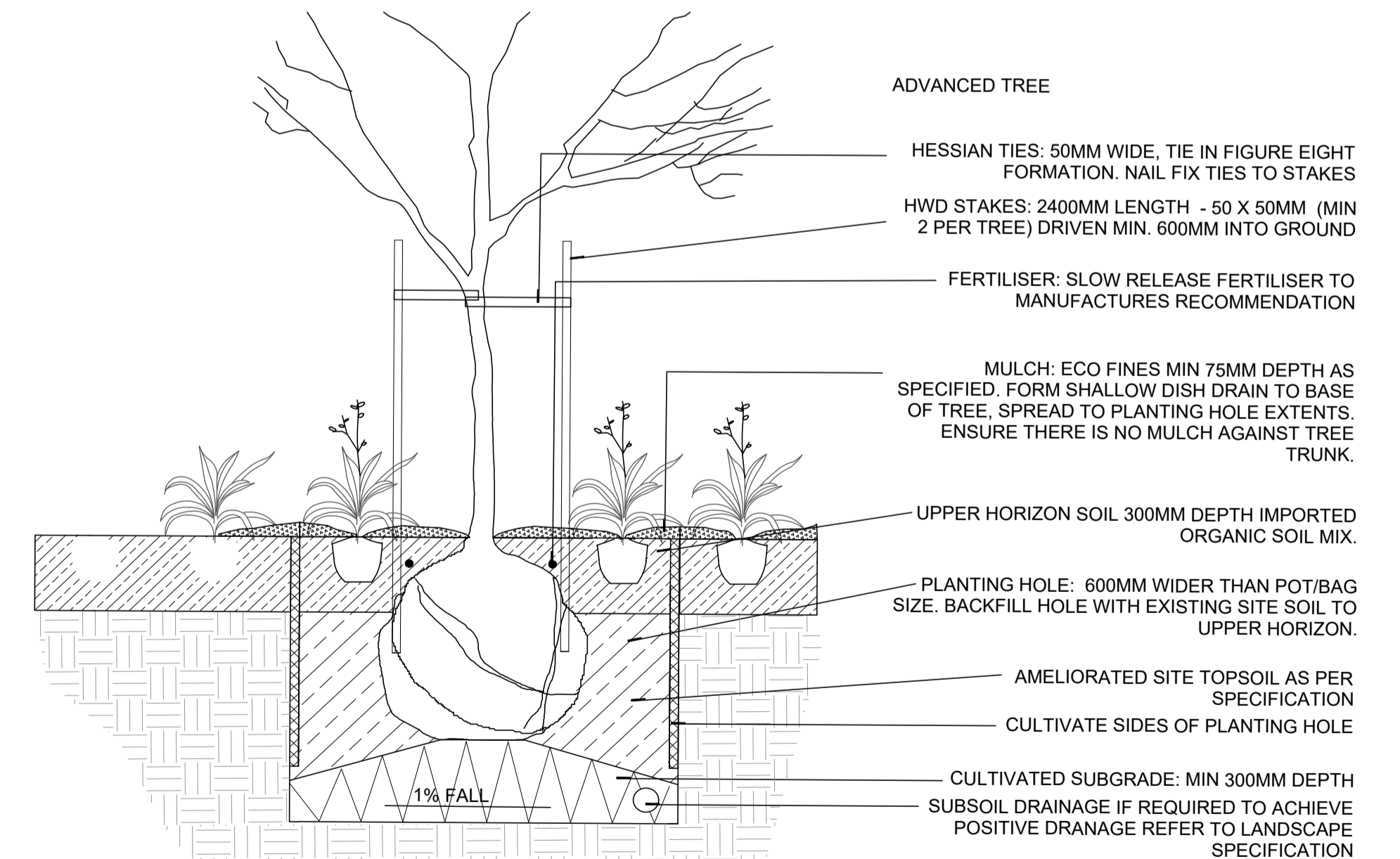
Generally All Materials & Construction to Comply To AS 3700



1 TYPICAL DETAIL: PLANTER ON GRADE 1:10



2 TYPICAL DETAIL: PLANTER ON SLAB 1:20



3 TYPICAL TREE DETAIL IN DEEP SOIL 1:20

NOT FOR CONSTRUCTION

No	Revision	Note: * indicates signatures on original issue of drawing or last revision of drawing	Drawn	Job Manager	Project Director	Date
1	SSDA		JM	RI	RI	23.09.25

CLIENT



ARCHITECT LANDSCAPE



DO NOT SCALE

Conditions of Use. This document may only be used by the client (and any other person who the client has agreed can use this document) for the purpose for which it was prepared and must not be used by any other person or for any other purpose.

Drawn	JM	Designer	RI
Drafting Check	RI	Design Check	RI
Approved (Project Director)	Date	This Drawing must not be used for construction unless signed as Approved	
Scale	AS SHOWN	Original Size	A1

Client	CREATIVE VISION
Project	135 BADGERYS CREEK, BRADFIELD
Title	TYPICAL DETAILS & OUTLINE MAINTENANCE SPECIFICATION
Drawing No:	LD-DA900
Rev:	1