

CONSTRUCTION ENVIRONMENTAL MANAGEMENT PLAN

Moorebank Precinct West Stage 2 and Stage 3

02 DECEMBER 2021

SYDNEY INTERMODAL TERMINAL ALLIANCE

Moorebank Precinct West Stage 2 and Stage 3

Construction Environmental Management Plan

Version Author Joshua Jenkins

Version Checker Megan Kovelis

Version Approver Richard Johnson

Report No MIC2-QPMS-EN-APP-00001

Date 2/12/2021

Revision Text Q

Original Author Details

Author Details	Qualifications and Experience
Alison Kriegel SNC-Lavalin	PhD Molecular and Cellular Biology BS Biochemistry Alison has over 15 years of experience including post-approval environmental management and compliance on large infrastructure projects.
Katrina Nestmann SNC-Lavalin	Katrina is an Environmental Engineer with five years of experience working on infrastructure and environmental projects, in particular with contaminated sites and environmental monitoring. Relevant experience includes waste classification sampling and reporting, Phase I and II assessments and reports, construction supervision (e.g. geotechnical investigations, monitoring, sampling, QA/QC of field data) and preparation of environmental management plans.

MPW Stage 3 CEMP Author/ Reviewer Details

Author Details	Qualifications and Experience
Joshua Jenkins Aspect Environmental	Joshua has four years environmental assessment and planning experience. He has experience in the preparation of and updates to management plans and sub-plans, including the preparation of construction traffic and access management plans and sub-plans.

REVISIONS

Revision	Date	Description	Prepared by	Approved by
A	27/07/2018	Initial draft to client	KN / AK	KP
B	24/09/2018	Second draft to client	JC / KN	JC
C	26/10/2018	Issued for ER Review	JC / KN	JC
D	04/01/2018	Updated to address ER comments	JH	JC
E	31/07/2019	Updated to Reflect Conditions of Consent and client comments	KP	JC
F	13/09/2019	Updated to address ER comments	KP, ZQ	JC
G	27/09/2019	Updated to address ER comments	AC	AL
H	17/10/2019	Updated to include Appendix R Light Spill Management (now Appendix Q)	MWR / AC	JC
I	09/12/2019	Updated to address ER comments and Final Conditions of Approval	MWR	AL
J	14/01/2020	Updated to address DPIE comments	ZQ	JC
K	18/02/2020	Updated to reflect annual review	CS	RJ
L	22/03/2020	Updated in response to approval of MPW Stage 2 MOD1	KB	KP
M	28/06/2021	Update to include CEMP requirements of MPW Stage 3 (SSD 10431)	DM	RJ
N	02/07/21	Updated to address ER comments	MW	RJ
O	23/07/21	Updated to address ER comments	MW	RJ
P	10/08/2021	Update to reflect additional construction access location.	JJ	RJ
Q	02/12/2021	Update in response to approval of MPW Stage 2 MOD2	CS	RJ

CONTEXT

This Construction Environmental Management Plan (CEMP) is for construction activities being undertaken at the Moorebank Precinct West (MPW) site, in Moorebank, New South Wales under the MPW Stage 2 (SSD 7709) development consent and the MPW Stage 3 (SSD 10431) development consent.

The MPW S2 CEMP was originally approved by the Department of Planning, Industry and Environment (DPIE) in accordance with condition of consent (CoC) C2 of the MPW Stage 2 (SSD 7709) development consent prior to the commencement of construction.

The MPW Stage 3 (SSD 10431) development consent was issued by the Independent Planning Commission on 11 May 2021. CoC B17 requires a CEMP to be approved by the Planning Secretary prior to commencement of construction. CoC B19 allows the applicant to prepare standalone CEMP and relevant sub-plan documents or update versions of CEMP documents already approved by the Planning Secretary as part of the MPW S2 (SSD 7709) consent. The applicant has elected to update the MPW S2 CEMP and sub-plans to include the requirements of the MPW S3 SSD 10431 consent. Accordingly, the applicant must seek the Planning Secretary's approval of the updated CEMP under both MPW S2 and MPW S3 consents.

The CEMP has been prepared accordingly and satisfies the requirements of MPW Stage 2 (SSD 7709) CoC C2 and MPW S3 (SSD 10431) CoC B17.

KEY TERMS AND ACRONYMS

Acronym/Term	Meaning
Accordance Assessment	An examination of the need, scope, scale and method of a proposed change to the Project to determine whether the proposed change is of “ <i>minor environmental impact</i> ” and “ <i>in accordance with</i> ” the planning approval documentation (i.e. the EIS/RtS, CoC and this CEMP), or if the proposed change constitutes a modification to the consent under Section 4.55 of the EP&A Act.
AS	Australian Standard
CAQMP	Construction Air Quality Management Plan
CCS	Community Consultation Strategy
CEC	Community Engagement Consultant
CEMP	Construction Environmental Management Plan
CFFMP	Construction Flora and Fauna Management Plan
CMP	Contamination Management Plan
CMRP	Compliance Monitoring and Reporting Program
CNVMP	Construction Noise and Vibration Management Plan
CRPAR	Compliance Reporting Post Approval Requirements (Department, 2018)
CoA	Conditions of Approval as detailed in the EPBC Act Approval EPBC 2011/6086
CoC	Conditions of Consent as detailed in the EP&A Act Development Consent SSD 7099
Construction area / footprint	Extent of construction works, namely areas to be disturbed during the construction of the Project, as identified in the MPW S2 RtS
Contractor's CLM	Contractor's Community Liaison Manager
Contractor's CM	Contractor's Construction Manager
Contractor's EM	Contractor's Environmental Manager
Contractor's PM	Contractor's Project Manager
Council	Liverpool City Council
CSWMP	Construction Soil and Water Management Plan
CTAMP	Construction Traffic and Access Management Plan
DAWE	Department of Agriculture, Water and the Environment (formerly DotEE)
DECC	Department of Energy and Climate Change
DIPNR	Department of Infrastructure Planning and Natural Resources

Acronym/Term	Meaning
DotEE	Department of the Environment and Energy merged with all functions of the Department of Agriculture (February 2020) to form the Department of Agriculture, Water and the Environment (DAWE)
DPIE	Department of Planning, Industry and Environment
ECMs	Environmental Control Maps
EIFR	Environmental Incident Frequency Rate
EIS	Environmental Impact Statement
EMS	Environmental Management Systems
ENM	Excavated Natural Material (ENM) is naturally occurring rock and soil (including materials such as sandstone, shale, clay and soil) that has: a) Been excavated from the ground b) Contains at least 98 per cent (by weight) natural material c) Does not meet the definition of Virgin Excavated Natural Material (VENM).
Environmental Emergency	Any event that causes or has the potential to cause material harm to the environment. An environmental emergency is a Class 3 incident.
Environmental Incident	An occurrence or set of circumstances that causes or threatens to cause material harm and which may or may not be or cause a non-compliance. Environmental incidents include pollution incidents and environmental emergencies. Environmental incidents may arise from natural (e.g. storm, wind or bushfire) or human factors.
EPA	Environment Protection Authority
EPL	Environment Protection Licence
ERP	Emergency Response Plan
ER	Environmental Representative
ESCP	Erosion and Sediment Control Plans
FCMM	Final Compilation of Mitigation Measures. These are the management and mitigation measures (2 November 2018) included in Appendix 2 of the SSD 7709 Consent.
GHG	Greenhouse gases
ICAM	Incident Cause Analysis Method
IMEX	Import-Export Terminal Facility
IMT	Intermodal freight terminal
IPC	Independent Planning Commission
ISO	International Organisation for Standardisation
Material harm	Harm that involves actual or potential harm to the health or safety of human beings or to the environment that is not trivial, or results in actual or potential loss or property damage of an amount, or amounts in aggregate, exceeding \$10,000, (such loss includes the reasonable costs and expenses that would be incurred in taking all reasonable and practicable measures to prevent, mitigate or make good harm to the environment)

Acronym/Term	Meaning
Minor amendment	Updates to the CEMP, CEMP sub-plans and monitoring programs that are of an administrative nature and are consistent with the terms of the consent and the CEMP, CEMP sub-plans and monitoring programs, do not materially alter the outcomes of the Project, such that planning modification would be required by DPIE and are not considered to carry an environmental risk greater than that considered in the approved Project EIS
MIT	Moorebank Intermodal Terminal
MOD 1	Modification 1 to SSD 7709, granted by the IPC 24 December 2020
MPE	Moorebank Precinct East
MPW	Moorebank Precinct West
MPW Concept Approval	MPW Concept Approval (SSD 5066), granted by (the now) DPIE on 29 September 2014 for the development of an intermodal terminal facility including a rail link connecting the site to the Southern Sydney Freight Line, an intermodal terminal, warehousing and distribution facilities and a freight village.
MPW Concept EPBC Act Approval	Commonwealth Approval (No. 2011/6086) granted in September 2016 under the <i>Environment Protection and Biodiversity Conservation Act 1999</i> , for the impact of the MPW Project on listed threatened species and communities (sections 18 and 18A of the EPBC Act) and Commonwealth action (sections 28 of the EPBC Act).
MPW Stage 2 and Stage 3	Moorebank Precinct West Stage 2 and Stage 3 ('the Project')
MPW Stage 2 EIS	The Environmental Impact Statement prepared to support the application for approval of MPW Stage 2 under the <i>Environmental Planning and Assessment Act 1979</i> .
MPW Stage 3 EIS	The Environmental Impact Statement prepared to support the application for approval of MPW Stage 3 under the <i>Environmental Planning and Assessment Act 1979</i> .
MPW Stage 2 RtS	Moorebank Precinct West Stage 2 Proposal – Response to Submissions Report (July 2017), prepared in response to the submissions received regarding the MPW Stage 2 Proposal.
MPW Stage 3 RtS	Moorebank Precinct West Stage 3 Proposal – Response to Submissions Report (August 2020), prepared in response to the submissions received regarding the MPW Stage 3 Proposal.
Non-compliance	An occurrence, set of circumstances, or development that results in a non-compliance or is non-compliant with Development Consent SSD 7709 and SSD 10431 Conditions of Consent or EPBC Act Approval (EPBC 2011/6086) Conditions of Approval but is not an incident.
Non-conformance	Observations or actions that are not in strict accordance with the CEMP and the aspect specific sub-plan.
OEH	Office of Environment and Heritage
OEMP	Operational Environmental Management Plan
PFAS	Per- and Poly-Fluoroalkyl Substances
PIRMP	Pollution Incident Response Management Plan

Acronym/Term	Meaning
Principal's Representative	The Project Management Team and Environmental Specialists
Project ('the')	The MPW Stage 2 project, as approved under the MPW Stage 2 Approval (SSD 7709), the MPW Stage 3 project, as approved under the MPW Stage 3 Approval (SSD 10431) and the MPW EPBC Approval (2011/6086).
Project personnel	All persons listed in Section 2.4 including sub-contractors working on the Project site.
Project site / Project footprint	The subject of the MPW Stage 2 EIS, the part of the MPW site which includes all areas to be disturbed by the Project (including the operational area and construction area).
RCMM	Revised Compilation of Mitigation Measures. These are the management and mitigation measures presented in the MPW Stage 2 RtS (July 2017). The RCMM were superseded by the FCMM.
REMM	Revised Environmental Management Measures. These are the management and mitigation measures presented in the MPW Concept Plan Supplementary RtS (August 2017).
RMMM	Revised Management and Mitigation Measures
RfMA	Request for Minor Amendment
RtS	Response to Submissions
SHEMS	Safety Health and Environmental Management System (also known as the Moorebank Intermodal Precinct Incident Management Process)
SIMTA	Sydney Intermodal Terminal Alliance
SSD	State significant development
SSFL	Southern Sydney Freight Line
TEUs	Twenty-foot equivalent units
VENM	Virgin Excavated Natural Material (VENM) has been excavated or quarried from areas that are not contaminated with manufactured chemicals or process residues, as a result of industrial, commercial, mining or agricultural activities.
Warehouse JN	The warehouse known as Warehouse JR, identified as Warehouse 5 in the plan titled 'Precinct Modification Plan — Proposed' (Drawing No JR-SK-A-0-9402, Revision G), prepared by Bell Architecture and dated 16 October 2020)
Warehouse JR	The warehouse known as Warehouse JN, identified as Warehouse 6 in the plan titled 'Precinct Modification Plan — Proposed' (Drawing No JR-SK-A-0-9402, Revision G), prepared by Bell Architecture and dated 16 October 2020)
WMS	Work Method Statement

CONTENTS

REVISIONS	III
CONTEXT	IV
KEY TERMS AND ACRONYMS	V
1 INTRODUCTION	13
1.1 Development Consent	16
1.1.1 MPW Stage 2	16
1.1.2 MPW Stage 3	16
1.2 CEMP Purpose and Context	16
1.2.1 Stakeholder Consultation	17
1.2.2 CEMP and Sub-Plans	17
1.2.3 Distribution and Availability	19
1.2.4 Revision	19
1.2.5 Submission of CEMP Sub-Plans	20
1.3 Project Description	20
1.3.1 MPW S2	20
1.3.2 MPW S3	21
1.3.3 Construction Activities	25
1.3.4 Construction Hours	29
1.3.5 Ancillary Construction Facilities	31
1.4 Environment Policy	31
1.5 Project Objectives and Targets	34
2 ENVIRONMENTAL FRAMEWORK	39
2.1 Environmental Management System	39
2.2 Environmental Management Documentation	39
2.3 Document Control and Records	39
2.4 Legislative Requirements	40
2.4.1 Development Approval	40
2.4.2 Permits and Licences	52
2.4.3 Other Requirements	54
2.5 Roles and Environmental Responsibilities	55
2.5.1 CEMP Management Hierarchy	55
2.5.2 Principal's Representative and Community Engagement Consultant	55
2.5.3 Construction Contractor	56
2.5.4 Sub-Contractors	58
2.5.5 Environmental Representative	58
2.6 Communication	60
2.6.1 Internal Communications	60
2.6.2 External Communications	60
2.6.3 Complaints Management	61

2.7 Environmental Training and Competence	61
2.7.1 Training	61
2.7.2 Worker Competency	63
2.8 Emergency Preparedness and Response	64
2.8.1 Incident Classification and Notification	65
2.8.2 Incident Response	69
2.8.3 External Notification	69
2.8.4 Incident Review	71
3 IMPLEMENTATION	72
3.1 Aspects, Impacts and Risk Management	72
3.1.1 Aspects and Impacts Assessment	72
3.2 Environmental Management Activities and Controls	73
3.2.1 Environmental Control Maps	73
3.2.2 Hold Points	73
3.2.3 Work Method Statements	75
3.2.4 Environmental Forms	75
4 MONITOR AND REVIEW	76
4.1 Environmental Monitoring	76
4.2 Observations and Inspections	76
4.2.1 Daily Observations	76
4.2.2 Inspections	76
4.3 Environmental Auditing	77
4.3.1 External Audits	77
4.3.2 Internal Audits	78
4.4 Non-conformance, Non-compliance and Actions	78
4.4.1 Non-conformances	78
4.4.2 Non-compliances	78
4.4.3 Corrective and Preventative Actions Register	79
4.5 Management Review	79
4.6 Environmental Reporting	79
4.6.1 Compliance Reporting	80
Q.2 Air quality management measures	121
Q.4 Waste classification, quantification, and validation management measures	127

APPENDICES

APPENDIX A – COMPLIANCE AND OBLIGATIONS REGISTERS

APPENDIX A1: LEGISLATION REGISTER

APPENDIX A2: PERMITS AND LICENCES

APPENDIX A3: STANDARDS AND GUIDELINES

APPENDIX A4: CEMP RELATED SECONDARY CONDITIONS

APPENDIX B – ASPECTS AND IMPACTS REGISTER

APPENDIX C – ENVIRONMENTAL CONTROL MAPS

APPENDIX D – UNEXPECTED FINDS PROTOCOLS

APPENDIX E – CONSTRUCTION TRAFFIC AND ACCESS MANAGEMENT PLAN

APPENDIX F – CONSTRUCTION SOIL AND WATER MANAGEMENT PLAN

APPENDIX G – CONSTRUCTION EMERGENCY RESPONSE PLAN

APPENDIX H – CONSTRUCTION AIR QUALITY MANAGEMENT PLAN

APPENDIX I – CONSTRUCTION NOISE AND VIBRATION MANAGEMENT PLAN

APPENDIX J – CONSTRUCTION HERITAGE MANAGEMENT PLAN

APPENDIX K – CONSTRUCTION FLORA AND FAUNA MANAGEMENT PLAN

APPENDIX L – CONTAMINATION MANAGEMENT PLAN

APPENDIX M – ACID SULFATE SOILS MANAGEMENT PLAN

APPENDIX N – COMMUNITY COMMUNICATION STRATEGY

APPENDIX O – CONSTRUCTION DEMOLITION AND WASTE MANAGEMENT PLAN

APPENDIX P – LIGHT SPILL MANAGEMENT

APPENDIX Q MPW STAGE 3 CEMP-SPECIFIC MANAGEMENT CONTROLS

LIST OF TABLES

Table 1-1 Management Plan Requirements.....	18
Table 1-2 MPW S2 Project Delivery Phase Terminology.....	25
Table 1-3 Project's Objectives and Targets.....	35
Table 2-1 Commonwealth Approvals	40
Table 2-2 Revised Environmental Management Measures (REMM) and comparable FCMM and RMMM ...	41
Table 2-3 MPW Stage 2 Conditions of Consent (CoC)	43
Table 2-4 Final Compilation of Mitigation Measures (FCMM)	46
Table 2-5 MPW Stage 3 Conditions of Consent (CoC)	49
Table 2-6: Section 58 Licence 21054 variations and amendments	52
Table 2-7 Guidelines for the Preparation of Environmental Management Plans Requirements.....	54
Table 2-8 Roles and Responsibilities of Principal's Representative and CEC.....	56
Table 2-9 Construction Contractor's Roles and Responsibilities	56
Table 2-10 Indicative Awareness Training by Environmental Aspect	62
Table 2-11 Emergency Contact Details.....	64
Table 2-12 Environmental Incident Classification	68
Table 3-1 Summary of Process	73

Table 4-1 Inspection Summary.....	76
Table 4-2 Corrective Actions Timeframe for Resolution.....	79
Table 3 MPW Stage 3 (SSD 10431) CEMP-specific management requirements.....	119
Table 4 MPW Stage 3 air quality management measures	121

LIST OF FIGURES

Figure 1-1 MPW Stage 2 Site Location	14
Figure 1-2 MPW Stage 3 Site Location and Layout	15
Figure 1-3 MPW Stage 2 Project Overview	23
Figure 1-4 MPW Stage 2 Indicative Project Construction Compounds, Stockpiles, Warehouse Compounds and Construction Area Locations	24
Figure 1-5 Qube Safety, Health and Sustainability Policy.....	33
Figure 2-1 Environmental Management Documentation.....	39
Figure 2-2 Organisational Chart	55
Figure 2-3 Environmental Incident Classification and Notification	66
Figure 2-4 Environmental Incident Response Flowchart.....	69
Figure 3-1 Risk Assessment Process.....	73

1 INTRODUCTION

The Sydney Intermodal Terminal Alliance (SIMTA) received approval for the construction and operation of Stage 2 of the Moorebank Precinct West (MPW) Project (State Significant Development (SSD) 7709) and subsequently Modification 1 (MOD1), which comprises the second stage of development under the MPW Concept Approval (SSD 5066).

SIMTA received approval for the subdivision and construction of MPW Stage 3 (SSD 10431) on 11 May 2021.

This Construction Environmental Management Plan (CEMP) defines the environmental management framework for construction of the MPW 2 and Stage 3 Projects (The Project) and meets the relevant SSD 7709 and SSD 10431 conditions of consent (CoC).

The MPW S2 Project involves the construction and operation of a multi-purpose Intermodal (freight) Terminal (IMT) facility, rail link connection, warehousing, freight village, and upgrades to the Moorebank Avenue and Anzac Road intersection and the subdivision of site including ancillary works. Details on the key components of the Project are included in Schedule 1 of the Development Consent and Section 1.3 of this plan.

The location of the Project site is shown in Figure 1-1.

The MPW Stage 3 Project involves the progressive subdivision of the MPW Site into nine allotments, importation of unconsolidated clean fill for compaction up to final land level and structural fill for warehouse pad completion, establishment of a temporary works compound area in the southern portion of the MPW Site, and ancillary development. In accordance with MPW Stage 3 CoC B17 and B19, the approved MPW Stage 2 CEMP has been updated to reflect MPW Stage 3 consent requirements. The MPW Stage 3 Site is located wholly within the MPW Stage 2 construction footprint in the southern portion of the site and is shown in Figure 1-2.

MPW Stage 2 Construction Traffic and Access Management Plan



Figure 1-1: Site Location

Figure 1-1 MPW Stage 2 Site Location

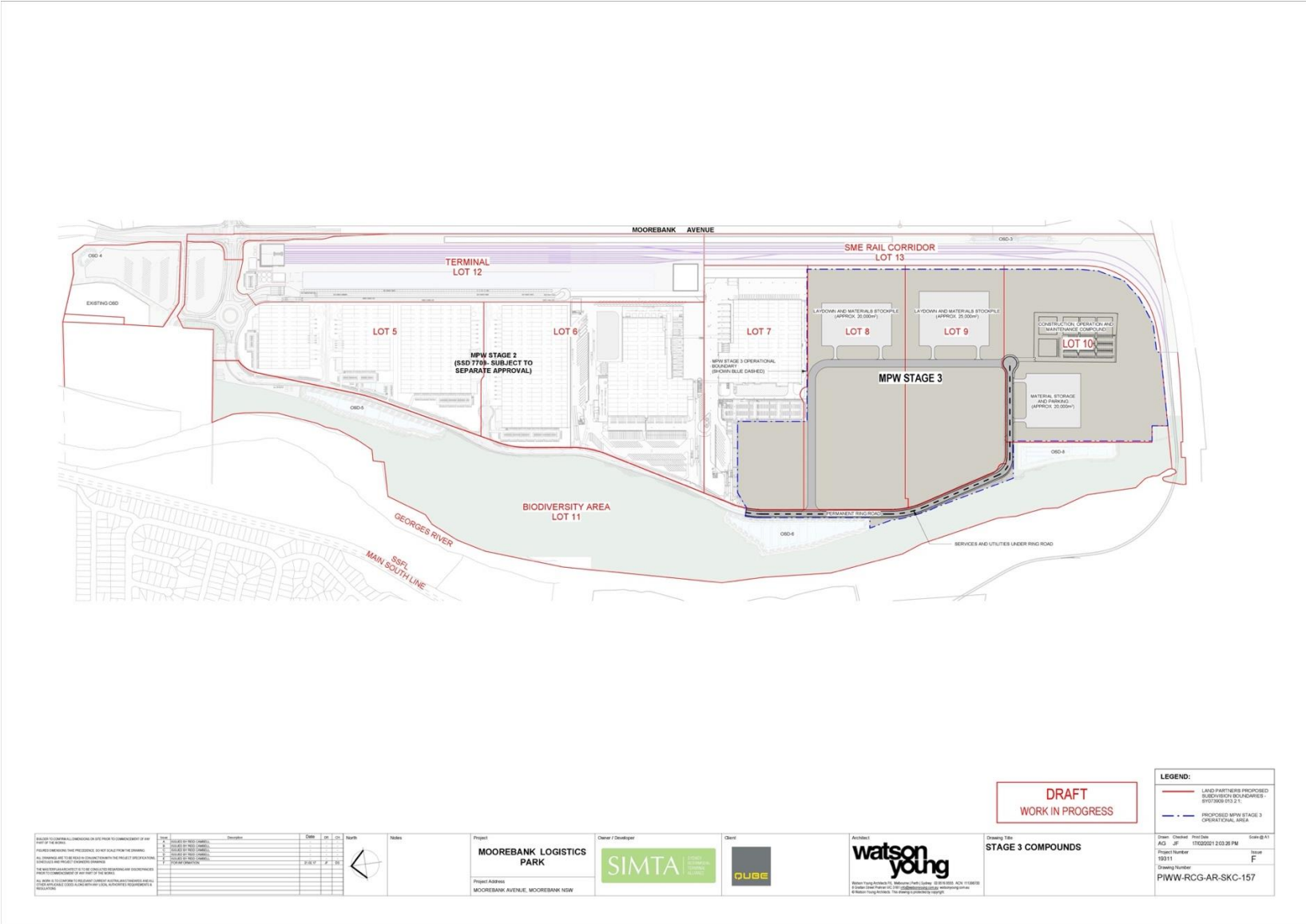


Figure 1-2 MPW Stage 3 Site Location and Layout

1.1 Development Consent

1.1.1 MPW Stage 2

MPW Stage 2 (SSD 7709) was assessed by the Department of Planning and Environment (DP&E) under Part 4, Division 4.1 (now Division 4.7 as of 1 March 2018) of the *Environmental Planning and Assessment Act* 1979 (EP&A Act) as State significant development (SSD). The Independent Planning Commission granted approval for the MPW Stage 2 Project on 11 November 2019 subject to CoCs (SSD 7709) with MOD1 approved on 24 December 2020. The Project, including its potential impacts, consultation and proposed mitigation and management is documented in the following suite of documents:

- State significant development (SSD) Consent SSD 7099
- Modification to Development Consent SSD 7709 MOD1
- Moorebank Precinct West – Stage 2 – Environment Impact Statement (Arcadis Australia Pacific Pty Limited, October 2016)
- Moorebank Precinct West – Stage 2 Proposal – Construction Traffic Impact Assessment (CTIA) (Arcadis Australia Pacific Limited, October 2016)
- Moorebank Precinct West – Stage 2 Proposal – Preliminary Construction Traffic Management Plan (PCTMP) (Arcadis Australia Pacific Limited, October 2016)
- Moorebank Precinct West – Stage 2 Proposal – Response to Submissions, Revised CTIA (Arcadis Australia Pacific Pty Limited, June 2017)
- Moorebank Precinct West – Stage 2 – Response to Submissions (Arcadis Australia Pacific Pty Limited, July 2017)
- *Environment Protection and Biodiversity Conservation Act* 1999 (EPBC Act) Approval (No. 2011/6229) granted on 27 September 2016.

1.1.2 MPW Stage 3

MPW Stage 3 (SSD 10431) was approved by the IPC on 11 May 2021. The MPW Stage 3 development, including proposed impacts, consultation and proposed mitigation and management is provided in the following suite of documents:

- SSD 10431 Consent
- Moorebank Precinct West - Stage 3 Environmental Impact Statement (SSD 10431) (Aspect Environmental, April 2020)
- Transport Assessment - Moorebank Intermodal Precinct West - Stage 3 (SSD 10431) (Ason Group, April 2020)
- Moorebank Precinct West - Stage 3 Response to Submissions (SSD 10431) (Aspect Environmental, July 2020)
- Transport Assessment - Moorebank Intermodal Precinct West - Stage 3 (SSD 10431) (Response to Submissions) (Ason Group, July 2020).

1.2 CEMP Purpose and Context

This CEMP is the overarching plan for construction environmental management of the Project. This CEMP has been developed in accordance with Guidelines for the Preparation of Environmental Management Plans (Department of Planning, Industry and Environment (DPIE), 2020) to address:

- CoC under Development Consent SSD 7709, and MOD1 and MOD2
- CoC under Development Consent SSD 10431
- Department of Agriculture, Water and Environment (DAWE) (formerly Department of the Environment and Energy (DotEE)) Approval (EPBC 2011/6086) Consolidated assessment clarification responses
- Final Compilation of Management Measures (FCMM) (2 November 2018) included in Appendix 2 of the SSD 7709 Consent

- Revised Management and Mitigation Measures (RMMM) in Appendix 3 of the SSD 10431 Consent
- Revised Compilation of Mitigation Measures (RCMM) from the MPW Stage 2 RtS
- Revised Environmental Management Measures (REMM) for the Moorebank Intermodal Terminal (MIT) MPW Concept Plan Supplementary RtS
- Environment Protection Licence (EPL) No. 21054.

This CEMP is relevant during construction of the Project as detailed in Section 1.3.3.

This CEMP has been prepared specifically to address the requirements of CoC C1 and C2 of MPW Stage 2 SSD 7709 and CoC B17 and B18 of MPW Stage 3 SSD 10431. There is some overlap with the Moorebank Precinct East (MPE) Stage 2 (SSD 7628) project footprint in respect of the Moorebank Avenue upgrade and associated works on the MPW Site. These works will continue to be managed under the MPE Stage 2 consent and CEMP documentation. The MPW Stage 2 CEMP will be inclusive of this area, however, management controls will not include the Moorebank Avenue upgrade or associated works (Figure 1-1). Once these works are complete, the area will revert to management under this CEMP.

The objectives of this CEMP are to:

- Identify and implement relevant environmental legal and other regulatory requirements applicable to the construction works
- Identify the Project environmental management measures which will enable the Project to minimise and manage impacts on the environment and community
- Assign roles and responsibilities for the implementation, management and review process
- Provide a consistent and uniform approach to environmental management
- Provide all personnel working on the Project with sufficient information to undertake their works in accordance with the development consent conditions, contractual, legal and other relevant environmental requirements
- Provide a framework for training, development and support (systems, procedures and documentation) necessary to undertake the works
- Enable the commitments within the EIS process to be captured and implemented on-site.

1.2.1 Stakeholder Consultation

The aspect specific CEMP sub-plans were produced in consultation with relevant stakeholders identified in the CoC. A summary of the stakeholders consulted during preparation of the plans is provided within each sub-plan. No stakeholder consultation is required in the preparation of this CEMP.

1.2.2 CEMP and Sub-Plans

A summary of the construction environmental documentation required to as part of the CEMP, and the source of that requirement (SSD 7709, EPBC 2011/6086 and SSD 7709 FCMM) is provided in Table 1-1.

In accordance with the EPBC Act Approval (EPBC 2011/6086), Condition of Approval (CoA) 17, this CEMP and relevant sub-plans will be provided to DAWE within one month of their approval by DPIE. CEMP sub-plans required for approval by DAWE are the Construction Flora and Fauna Management Plan (CFFMP) (CoA 7) and Contamination Management Plan (CMP) including the Per- and Poly-Fluoroalkyl Substances (PFAS) Management Plan (CoA 8) which must be approved prior to the commencement of construction.

In accordance with CoC A37(d) (SSD 7709) and CoC B12(d) (SSD 10431), this CEMP and relevant sub-plans as required under the consents must be reviewed by the Project's Environmental Representative (ER) to ensure they are consistent with requirements in or under the consents and if so make a written statement to the effect. Relevant CEMP and sub-plans will then be submitted for the approval of the Secretary of DPIE in accordance with CoC C2 (SSD 7709) and CoC B17 (SSD 10431) (see Table 1-1).

Construction will not commence until the CEMP and sub-plans are approved by the Planning Secretary in accordance with CoC C4 (SSD 7709) and CoC B18 (SSD 10431).

Construction will be undertaken in accordance with the most recent, approved version of this CEMP and sub-plans.

Table 1-1 Management Plan Requirements

Document	DPIE (SSD 7709)	DPIE (SSD 10431)	DAWE (EPBC 2011/6086)	DPIE (SSD 7709 – FCMM)
Construction Environmental Management Plan (CEMP)	✓ - CoC C2	✓ - CoC B17	✓ - CoA 2	✓ - FCMM 0B
Construction Soil and Water Management Plan (CSWMP)	✓ - CoC B29	✓ - CoC B22	✓ - CoA 8 & 9	✓ - FCMM 5A
Acid Sulphate Soils Management Plan	✓ - CoC B39	x	✓ - CoA 8	✓ - FCMM 6E
Construction Traffic and Access Management Plan (CTAMP)	✓ - CoC B113	✓ - CoC B20	✓ - CoA 5	✓ - FCMM 1A
Construction Noise and Vibration Management Plan (CNVMP)	✓ - CoC B134	✓ - CoC B21	✓ - CoA 6	✓ - FCMM 2A
Out of Hours Works Protocol	✓ - CoC B135(g)	✓ - CoC B21(i)	x	x
Construction Flora and Fauna Management Plan (CFFMP)	✓ - CoC B154	x	✓ - CoA 7	✓ - FCMM 4A
Unexpected Finds Protocol	✓ - CoC B175	✓ - CoC B17, C28 & C29	x	✓ - FCMM 6A, 9E & 10C
Contamination Management Plan (including PFAS Management Plan) (CMP)	✓ - CoC B164	x	✓ - CoA 8	x
Construction Air Quality Management Plan (CAQMP)	x	x	✓ - CoA 10	✓ - FCMM 3A
Construction Heritage Management Plan (European and Aboriginal) (CHMP)	x	x	✓ - CoA 11 & 12	x
Light Spill (Urban Design and Landscape Plan)	x	x	✓ - CoA 13	x
Community Communication Strategy (CCS)	✓ - A31	✓ - B8	x	✓ - FCMM 14A
Construction Emergency Response Plan (ERP)	✓ - B194	x	x	✓ - FCMM 5E & 5H
Flood Emergency Response Plan	x	✓ - B23 Part of ERP)	x	✓ - FCMM 5E

Document	DPIE (SSD 7709)	DPIE (SSD 10431)	DAWE (EPBC 2011/6086)	DPIE (SSD 7709 – FCMM)
Bushfire Risk Management Plan	✓ - B191	x	x	✓ - FCMM 13A
Construction Demolition and Waste Management Plan (CDWMP)	x	x	x	✓ - FCMM 12A

1.2.3 Distribution and Availability

The most recent approved version of this CEMP and other nominated documents and records will be made publicly available on the Project's website, a minimum of 48 hours prior to the commencement of construction in accordance with CoC C21 (SSD 7709) and CoC A38 (SSD 10431).

1.2.4 Revision

The CEMP will be reviewed annually which may lead to revision of the document. The CEMP may be revised more regularly which may result from:

- Changes to the Development Consents SSD 7709 and SSD 10431
- Audits and inspections (either internal or by external parties)
- Changes to the Environmental Management System (EMS)
- Changes to procedures and/or scope of works after an incident or potential incident
- Design changes
- Opportunities for improvement identified as part of an investigation or non-compliance report (NCR)
- Written direction by the Planning Secretary
- Complaints.

Revisions that are classified as Minor Amendments, in accordance with CoC A37(i) (SSD 7709) and CoC B12(h) (SSD 10431) shall be issued to the ER who has been given the authority to approve/reject "minor" amendments to the CEMP or CEMP sub-plans. Minor amendments to the CEMP are those that:

- Comprise updating the CEMP or are of an administrative nature, and are consistent with the terms of the consent and the CEMP, CEMP sub-plans and monitoring programs approved by the Secretary
- Do not materially alter the outcomes, nature, scale and extent of the Project, such that planning modification would be required by DPIE
- Are not considered to carry an environmental risk greater than that considered in the approved Project EIS.

Where amendments are considered to be outside the definition of "minor" provided above, the CEMP and/or relevant CEMP sub-plan/s will be submitted to DPIE for review and approval.

Only the approved version of the CEMP and sub-plans will be implemented; approved versions will be uploaded to the project website in accordance with CoC C21 (SSD 7709) and CoC A38 (SSD 10431) DAWE will be advised of their availability on the Project website within 1 month of their approval in accordance with CoA 15.

1.2.4.1 Changes to the CEMP and Sub-Plans

Proposed changes to the Project (i.e. to the design, construction methodology or location) will be assessed to determine the appropriate approval pathway. Classification of a proposed change will be determined through an "Accordance Assessment" process undertaken by the Principal's Representative for due diligence purposes. Change requests may be classified as negligible, minor, major or a modification.

The accordance assessment is an examination of the proposed change need, scope, scale and method to determine whether the proposed change is of “*minor environmental impact*” and “*in accordance with*” the planning approval documentation (i.e. the EIS/RtS, CoC and this CEMP), or if the proposed change constitutes a modification to the consent under Section 4.55 of the EP&A Act.

This assessment process has been prepared to facilitate the review and approval of Requests for Minor Amendments (RfMA) to the CEMP and associated sub-plans and involves:

- Preparation of an Accordance Assessment (where required), developed by the Principal's Representative to assess the proposed change and satisfy themselves that the change is in accordance with the documents listed in CoC A3 (SSD 7709) and CoC A2 (SSD 10431).
- Submission of an RfMA by the Principal's Representative to the ER to update the CEMP and sub-plans
- ER review of RfMA supported by Accordance Assessment (where required) and subsequent approval of the RfMA and the CEMP and sub-plans under CoC A37(i) (SSD 7709) and CoC B12(h) (SSD 10431) updated accordingly.

The term “Minor Amendment” as it relates to this process is defined above (Section 1.2.4). Consideration of ‘Minor Amendments’ is also given to consistency with relevant Commonwealth CoA.

A modification may be necessary where:

- Changes in the project are in direct conflict with a CoC / CoA
- Change of the construction footprint are beyond the EIS and / or RtS Proposal site
- Changes in the design are not generally in accordance with the EIS or CoC / CoA
- Changes result in impacts that are inconsistent with, or significantly greater than those identified in the approvals documentation.

1.2.5 Submission of CEMP Sub-Plans

This CEMP has been prepared to consider all delivery phases of construction for this Project.

This CEMP and associated sub-plans will be submitted to DPIE a minimum of one month prior to the commencement of construction. In accordance with CoC C8 (SSD 7709) and CoC A45 (SSD 10431), the strategies, plans and programs required under the Development Consents will be reviewed within three months of the:

- Submission of an incident report under CoC C10 (SSD 7709) or CoC A40 (SSD 10431)
- Submission of an Independent Audit Report prepared under CoC C17 (SSD 7709) or CoC C42 (SSD 10431)
- Approval of any modification of the conditions of consents SSD 10431 and SSD 7709.
- Issue of a direction of the Planning Secretary under CoC A2(b) (SSD 10431) or CoC A3(b) (SSD 7709) which requires a review.

DPIE will be notified that the review has been undertaken and where revisions are required, the revised document must be submitted to the Secretary for approval within six weeks of the review in accordance with CoC A46 (SSD 10431) and CoC C9 (SSD 7709).

1.3 Project Description

The Project site is located approximately 27 km south-west of the Sydney Central Business District and approximately 26 km west of Port Botany. The Project site is situated within the Liverpool Local Government Area, in Sydney's South West Sub-Region, approximately 2.5 km from the Liverpool City Centre.

1.3.1 MPW S2

MPW S2 (SSD 7709) involves the construction and operation of a multi-purpose IMT facility, Rail link connection, warehousing, freight village, and upgrades to the Moorebank Avenue and Anzac Road intersection. Details on the key components of the Project include:

- Construction and 24/7 operation of an IMT facility to support a container freight throughput volume of 500,000 twenty-foot equivalent units (TEUs) per annum, including:

- A rail terminal with nine rail sidings and associated locomotive shifter
- A rail link connection from the sidings to the rail link constructed under MPE Stage 1 (SSD 6766) to the Southern Sydney Freight Line (SSFL)
- A rail and truck container loading and unloading and container storage areas
- Truck waiting area and emergency truck storage area
- Container wash-down facilities and degassing area
- Mobile locomotive refuelling station
- Engineer's workshop, administration facility and associated car parking
- Operation of the IMT facility includes operation of the rail link to the SSFL and container freight movements by truck to and from the MPE site
- Construction and 24/7 operation of a warehousing estate on the northern part of the site servicing the IMT facility and including:
 - Six warehouses with a total gross floor area of 215,000 m² and, for each warehouse, associated offices, staff amenities, hardstands and truck and light vehicle parking
 - Construction of Warehouse 5 and 6 to a maximum of 45m height and allowance for the storage of Dangerous Goods on-site
 - 800 m² freight village (operating from 7am to 6pm, 7 days/ week) including staff/ visitor amenities
 - Internal roads, noise wall, landscaping, lighting and signage.
 - Intersection upgrades on Moorebank Avenue at:
 - Anzac Road providing site access
 - Bapaume Road for left turn only out of the site.
- Construction and operation of on-site detention basins, bioretention/ biofiltration systems and trunk stormwater drainage for the entire site
- Construction works and temporary ancillary facilities, including:
 - Vegetation clearing, topsoil stripping and stockpiling and site earthworks and temporary on-site detention
 - Importation of up to 1,600,000 m³ of uncompacted fill, temporary stockpiling and placement over the entire site to raise existing ground levels by up to 3 m
 - Materials screening, crushing and washing facilities
 - Importation and placement of engineering fill and rail line ballast
 - Installation and use of a concrete batching plant
 - Utilities installation/ connection.

The MPW S2 Project overview is shown in Figure 1-3, and the indicative location of the Project construction compounds and stockpiles area at the commencement of construction are shown in Figure 1-4.

1.3.2 MPW S3

MPW S3 (SSD 10431) involves the progressive subdivision of MPW into nine allotments, importation of unconsolidated and structural fill and establishment of a temporary works compound. Details on the key components of the Project include:

- Proposed lots 5, 6 and 7 to be used for future warehousing and distributing facilities
- Proposed lots 8, 9 and 10 to be used for (temporary) works compound area, and future development as part of SSD 5066
- Proposed lot 11 to be primarily used as a biodiversity conservation area, inclusive of maintenance roads, the development perimeter roads and stormwater management functions, to the west of the MPW development site adjacent to the Georges River
- Proposed lot 12 to be used as an interstate freight terminal

- Proposed lot 13 to be used as part of the rail corridor (known as the School of Military Engineering Rail Corridor) to allow the completion of construction and operation of the IMEX freight terminal (approved as part of MPE Stage 1 SSD 6766) and subsequent operation of the rail link under SIMTA's development arrangement with Moorebank Intermodal Company (IMC)
- Importing of unconsolidated clean fill for compaction up to final land level, and structural fill for warehouse pad completion, with finished surface level not to exceed 16.6mAHD (SSD 10431 CoC A14)
- Establishment of a temporary works compound area in the southern portion of the MPW site, including:
 - Main construction, operation and maintenance compound in eastern portion of proposed lot 10 (approximately 20,000m²), including staff amenities, offices and training rooms, staff kitchen and café facilities
 - Hardstands, laydown and materials stockpile areas in eastern portion of proposed lot 8 (approximately 20,000m²) and proposed lot 9 (approximately 25,000m²)
 - Materials storage area and car parking (approximately 20,000m²) in western portion of proposed lot 10
- Ancillary development, including:
 - Temporary and permanent access roads
 - Earthworks
 - Fencing and preliminary establishment facilities
 - Utilities installation/connection
 - Stormwater and drainage infrastructure
 - Signage and landscaping.

The MPW Stage 3 Site is located wholly within the MPW Stage 2 construction footprint in the southern portion of the site and is shown in Figure 1-2.

MPW Stage 2 Construction Environmental Management Plan

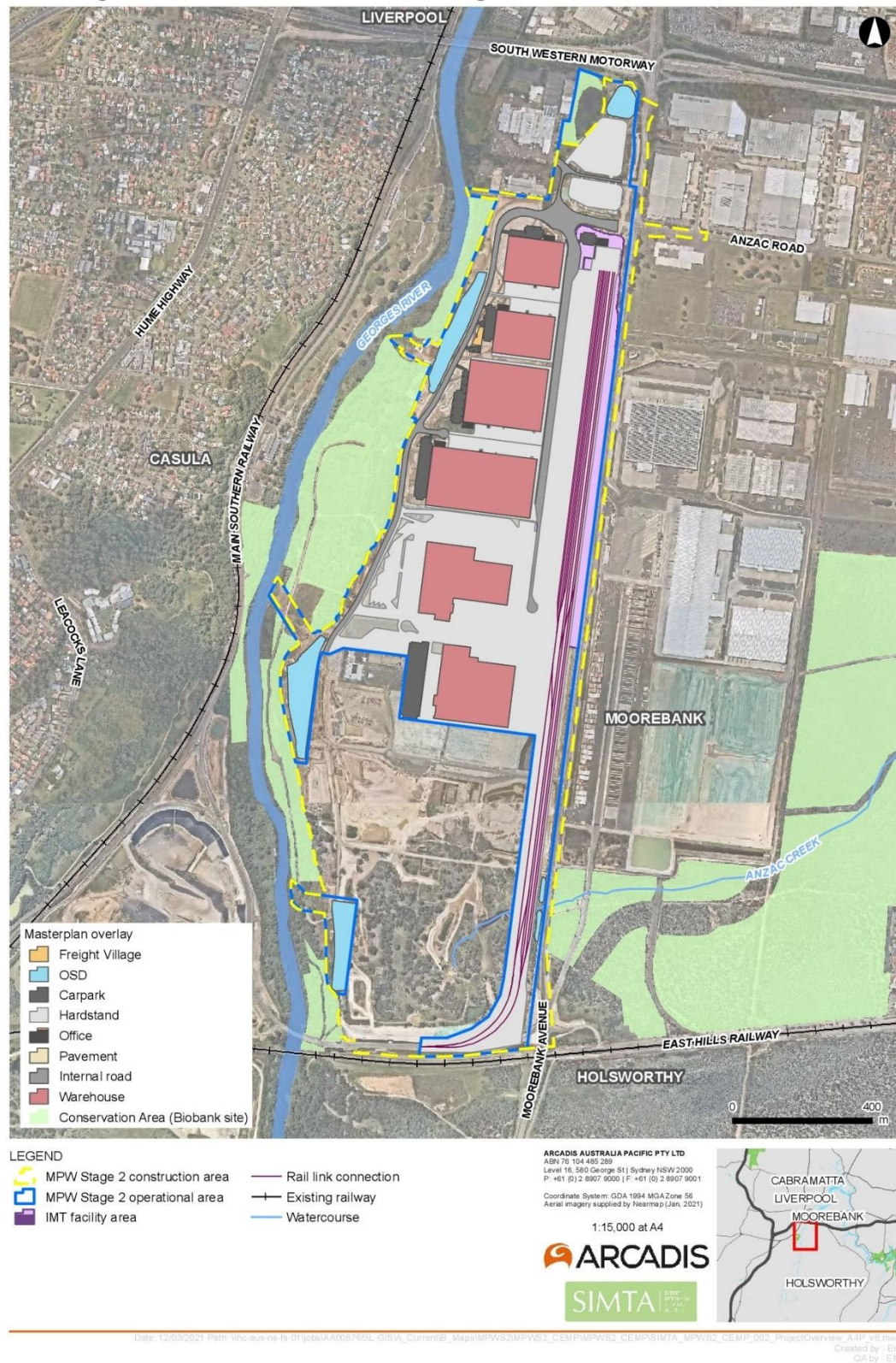


Figure 1-3 MPW Stage 2 Project Overview

MPW Stage 2 Construction Environmental Management Plan

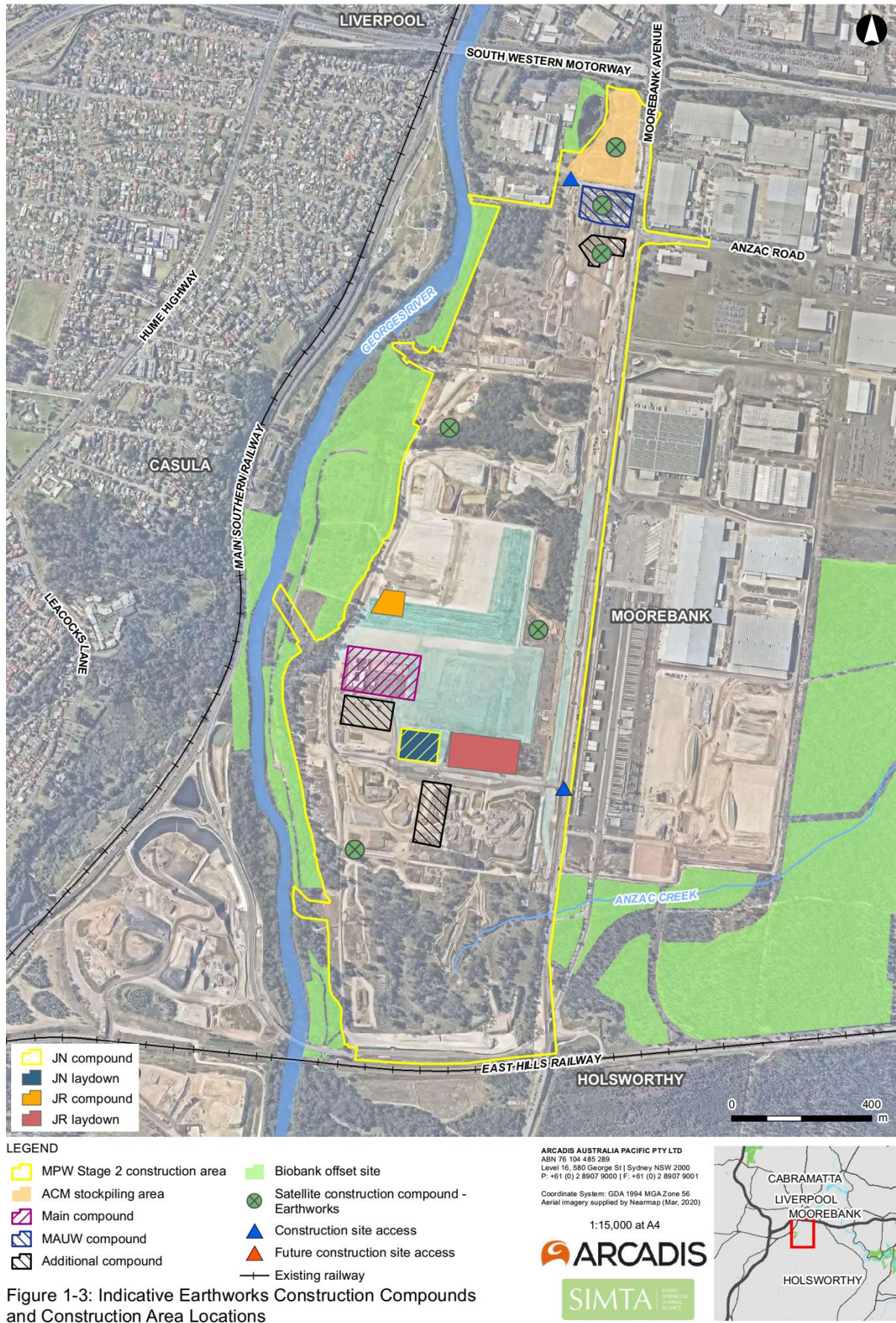


Figure 1-4 MPW Stage 2 Indicative Project Construction Compounds, Stockpiles, Warehouse Compounds and Construction Area Locations

1.3.3 Construction Activities

1.3.3.1 MPW Stage 2

Construction of the MPW Stage 2 Project is anticipated to be approximately 36 months. Construction works have been divided into delivery phases which are interrelated and may overlap. The terminology for the Project delivery phases or periods has been developed from the approved EIS and RtS documentation.

The project delivery phases and the equivalent CoC and RtS phases are provided in Table 1-2. This list of works does not represent the sequencing of activities. Timing of activities will be largely driven by the application of the relevant CoC.

Table 1-2 MPW S2 Project Delivery Phase Terminology

Works Activity	Project Delivery Phase	MPW Stage 2 RtS Equivalent
Pre-Construction	Site Preparation	Works period B – Site preparation activities
Construction	Benching	Works period C – Bulk earthworks, drainage and utilities Works period A - Pre-construction stockpiling and filling
	Roads	Works period D – Moorebank Avenue intersection works and internal road network
	Terminal and Rail	Works period E – IMT facility and Rail link connection construction
	Warehousing	Works period F – Construction and fit-out of warehousing and freight village Works period G – Miscellaneous structural construction and finishing works

1.3.3.1.1 Pre-Construction Activities

A summary of the Pre-Construction activities includes, but are not limited to:

- Site surveying including, but not limited to, the installation of survey equipment such as survey controls, repeater stations, environmental monitoring equipment and construction monitoring equipment
- Investigations including, but not limited to, investigative drilling, contamination investigations and excavation
- Property acquisition adjustments including installation of property fencing, and relocation and adjustments of utilities to property including water supply and electricity
- Relocation and connection of utilities which have a minor impact to the environment and sensitive receivers as determined by the ER (Section 1.2.4.1)
- Heritage salvage in accordance with the Aboriginal Sites Salvage Strategy (CoC B144 SSD 7709)
- Vegetation clearing required to conduct remediation but only following the approval of the:
 - CMP (CoC B164 SSD 7709)
 - CFFMP (CoC B154 SSD 7709)
 - Koala Management Plan (CoC B152 SS 7709)
- Maintenance of existing buildings and structures including pre-established erosion and sediment controls
- Establishment of exclusion zones
- Installation of temporary sediment and erosion control measures where required to undertake Pre-Construction Activities (pre-construction stockpiling and filling is not a pre-construction activity)

- Installation of temporary construction compounds, including amenities and office for bulk earthworks. The locations of these compounds have been provided in Figure 1-4 and are indicative and subject to confirmation by the Construction Contractor.

1.3.3.1.2 Benching

Bulk earthworks, drainage and utility activities include, but not limited to:

- Establishment of temporary stockpiling pads and associated temporary access roads
- Establishment of temporary batch plant sites and installation of batch plant if required
- Importation, stockpiling and placement of clean fill (bulk earthworks) and raising of the Project site to final level
- Importation, placement and compaction of engineered fill, which is comprised of virgin excavated natural material (VENM), excavated natural material (ENM) or other material approved in writing by the NSW Environment Protection Authority (EPA)
- Importation of construction materials
- Installation of erosion and sediment controls
- Installation of on-site detention basins
- Drainage and utilities installation.

1.3.3.1.3 Roads

Moorebank Avenue Upgrade Works are excluded from the scope of MPW Stage 2 and will be undertaken within MPE Stage 2 (SSD 7628). Road works associated with the Project comprise Moorebank Avenue intersection works and internal road network activities which include, but are not limited to:

- Establishment of traffic management devices
- Installation of erosion and sediment controls
- Relocation, adjustment and/or protection of all affected utilities, services and signage, as required
- Stripping and stockpiling of topsoil by excavators and trucks
- Drainage works
- Progressive stabilisation of exposed areas
- Preparation of new lane surfaces
- Forming of new kerbs, gutters, medians and other structures
- Application of asphalt and concrete pavement
- Landscaping of exposed earthworks areas
- New line marking, lighting and sign posting
- Removal of construction traffic management and opening of new works to traffic
- Establishment of construction access roads, site entry and exit points and security.

In accordance with CoC B110A (SSD 7709 MOD 1), provision will be made to use/reinstate for use, the Chatham Avenue/Moorebank Avenue intersection, as an operational access in the event that the Moorebank Avenue and Anzac Road Intersection is not available. Should this not be possible an alternative arrangement would be agreed in writing with Transport for NSW.

1.3.3.1.4 Terminal and Rail

IMT facility and rail link connection construction activities include, but not limited to:

- Importation, placement and compaction of engineering fill

- Compaction of engineering fill
- Importation and placement of ballast material
- Establish formwork and reinforcement for sidings and bridge infrastructure
- Placement of concrete, curing and sealing
- Installation of permanent rail systems
- Installation of permanent access gates, security gatehouse and permanent fencing
- Installation of the connection between the Rail link and the IMT facility sidings
- Erection of IMT facility administration building – excavation foundation and floor slab construction, structural wall and roof framework, and roofing
- Internal fit-out of building with control room, office, workshops, loco-shifter and staff amenities
- Removal of construction traffic management and opening of new works to traffic.

1.3.3.1.5 Warehousing

Warehousing activities include, but not limited to:

Construction and fit-out of warehousing and freight village

- Establishment of construction compound, temporary fencing/ hoardings and temporary sediment and erosion control
- Installation of temporary site offices and amenities
- Excavation, foundation and floor slab installation
- Erection of framework and structural walls, including use of cranes
- Installation of roof, including use of cranes
- Internal fit out
- Landscaping
- Preparation of warehouse access road subgrade
- Forming of new kerbs, gutters, medians and other structures
- Placement of asphalt and concrete pavement
- New line marking, lighting and sign posting
- Removal of construction traffic management and opening of the internal road and warehouse access roads to traffic.

Miscellaneous structural construction and finishing works

- Decommissioning/demobilisation of the construction area
- Commissioning of operational facilities
- Landscaping
- Rehabilitation of affected areas
- Post-construction condition surveys
- Post-construction site survey
- Removal of construction environmental controls
- Removal of construction ancillary facility related traffic signage
- Removal of construction traffic management and opening of new works to traffic.

1.3.3.2 MPW Stage 3

Construction of the MPW Stage 3 Project is anticipated to take place over approximately 30 months, concurrent with MPW Stage 2 activities.

This section provides an overview of anticipated construction activities for the MPW Stage 3 Project, and does not represent the sequencing of activities. Timing of activities will be largely driven by the application of the relevant CoC.

In addition to the construction activities detailed below, the MPW Stage 3 Project involves the progressive subdivision of the MPW Site.

1.3.3.2.1 Establishment of Works Compound

The MPW Stage 3 Project includes, but is not limited to, the following construction works in relation to the establishment of the works compound, hardstand, laydown, parking, and materials stockpile and storage areas:

- Import of approximately 280,000 m³ of unconsolidated clean fill for compaction up to final land level and approximately 540,000 m³ of structural fill for warehouse pad completion.
- Installation of services and utilities:
 - water services including trenched potable pipework and fittings and fire hydrant pipework and fittings to enable a minimum 600 mm cover.
 - light and power including trenched light cabling and low and high voltage electrical works and services to enable a minimum 600 mm and 750 mm cover respectively.
 - local substation and associated high voltage cabling connections.
 - sewer drainage trenched to enable a minimum 1,300 mm cover.
 - communications trenched conduit and cabling to enable a minimum 600 mm cover, with associated telecommunications pits.
- Construction of permanent and temporary roads including footpaths, kerbing and guttering, landscaping, line marking and stormwater drainage to existing OSD basin (OSD 8). Permanent roadworks would connect to the MPW Stage 2 western perimeter road as well as to Chatham Avenue while it remains. A temporary road access connecting to the Moorebank Avenue diversion road may be required where Chatham Avenue is no longer able to be accessed.
- Installation of permanent and temporary street lighting comprising 10.5 m high poles.
- Compaction and adjustment of site levels to laydown, materials stockpile, compound/amenities and car parking areas.
- Construction of site accommodation comprising up to 16 x 40 ft site offices, lunch room, toilets, showers, first aid rooms, storage containers, covered walkways, connection of light, power, drainage and sewerage and compound fencing and gates.
- Installation of hardstand and stockpile area fencing and gates.
- Installation of compound temporary landscaping, directional and control signage.

Works onsite will not necessarily be undertaken precisely in the order identified above.

There may be some adjustments to the final location and size of supporting construction facilities to reflect progression of construction or site characteristics encountered during the undertaking of MPW Stage 2 bulk earthworks.

1.3.3.2.2 Ancillary Works Overview

Ancillary works including access roads, earthworks, utilities installation/connection, stormwater and drainage infrastructure, signage and landscaping will be progressively undertaken to facilitate the establishment of the works compound works and ultimately support the proposed subdivision (Figure 1-2).

The ancillary works are consistent with the intent of the original Concept Plan Approval, in that they will not compromise the intent for the site to function as an integrated intermodal facility.

1.3.3.2.3 Access Roads

A permanent ring road will be constructed, continuing south from the access road near the MPW Site's western boundary and which was approved as part of MPW Stage 2, to the southern portion of the MPW Site. The

permanent ring road will provide direct access to the works compound, the material storage and parking area (on Lot 10) and the hardstand, laydown and materials stockpile area on Lot 9. A permanent turnaround point will be constructed at the end of the permanent ring road for construction, delivery and emergency service vehicles alike. The construction access point at the western end of Bapaume Road will tie into the ring road, providing access from Moorebank Avenue to the MPW site.

A temporary loop road will be constructed from the permanent ring road, to provide access to the hardstand, laydown and materials stockpile area on Lot 8, and additional access to Lot 9.

1.3.3.2.4 Earthworks

Earthworks will be undertaken, as required, to establish the site surface levels to facilitate construction of the compound and associated material storage and car parking areas, roads, stormwater and drainage infrastructure and for installation of services and utilities.

1.3.3.2.5 Services and Utilities Relocation, Installation and Connection

Installation and connection to the public utility and services networks including water, sewer, electricity and telecommunications will be established to support the construction and operation of the Project.

Services and utilities to service the compound and storage areas will be included in the permanent ring road accessway.

Services and utilities connections for Lots 8, 9 and 10 will service the works compound, materials storage and hardstand areas. Lots 5, 6 and 7, which are to be used for warehousing and distribution facilities, will progressively be brought online with services and utilities.

1.3.3.2.6 Stormwater and Drainage

The Project will include the installation of temporary (to facilitate construction works) and permanent (to facilitate operation activities) stormwater, drainage and flooding infrastructure, with connection to infrastructure already approved under MPW Stage 2 SSD 7709, i.e. OSD 8 and OSD 10. Key features of this infrastructure include:

- Connection to onsite detention basins located along the western or eastern boundary of the construction footprint, adjacent to the conservation area, and approved under MPW Stage 2 SSD 7709. Basins will manage water quality and quantity being discharged into the Georges River.
- Stormwater infrastructure (i.e. kerbing, pits and pipes) to collect and transport stormwater surface runoff as overland flow from the Project site and into nominated detention basins and discharge points.

1.3.3.3 Signage and Landscaping

Appropriate wayfinding signage for business purposes will be installed to safely direct movement around the site and particularly within the compound areas.

Localised temporary landscaping will be undertaken to establish vegetation to enhance visual amenity, reduce erosion and sediment transport and assist in the management of surface stormwater flow.

A Landscape Design Statement provided as an appendix to the Visual Impact Assessment (Reid Campbell, 2020) (Appendix O) has been prepared by Ground Ink and provides comment regarding indicative species selection and plant schedule, pedestrian experience, and overall site landscape design.

The UDDR is currently under preparation for submission to the DPIE and presents a holistic approach to landscape design for the MPW Site.

1.3.4 Construction Hours

In accordance with CoC B125 (SSD 7709) and C3 (SSD 10431) construction works will generally be undertaken during standard daytime construction working hours, being:

- 7:00 am to 6:00 pm Monday to Friday
- 8:00 am to 1:00 pm Saturday

- No works on Sunday or public holidays.

No blasting is permitted on the Project. For further details refer to the CNVMP.

1.3.4.1 MPW Stage 2

High noise intensive works¹ (including impulsive or tonal noise emissions) will only be undertaken in accordance with CoC B126 (SSD 7709) (except where permitted by the EPL²):

- Between the hours of 8:00 am to 5:00 pm Monday to Friday
- Between the hours of 8:00 am to 1:00 pm Saturday
- In continuous³ blocks not exceeding three hours each, with a minimum respite from those activities and works of not less than one hour between each block.

Construction outside of the hours nominated in Section 1.3.4 may be undertaken in the following circumstances CoC B127 (SSD 7709):

- Works that are inaudible at the nearest sensitive receivers
- Where a negotiated agreement has been arranged with affected receivers
- For the delivery of materials required outside these hours by the NSW Police Force or other authorities for safety reasons
- Where it is required in an emergency to avoid the loss of lives, property or to prevent environmental harm
- Works associated with:
 - the Moorebank Avenue/Anzac Road upgrade, the delivery of the rail link connection, and works required to be undertaken during rail corridor possession where they are undertaken in accordance with the Out-Of-Hours Work Protocol CoC B135 (SSD 7709); or
 - any other construction works on the site where they are undertaken Out-of-Hours must be in accordance with the approved Out-of-Hours Protocol (OOHWP) required under condition B135.

1.3.4.2 MPW Stage 3

Construction outside of the hours nominated in Section 1.3.4 may be undertaken in the following circumstances CoC C4 (SSD 10431):

- For the delivery of materials required outside these hours by the NSW Police Force or other authorities.
- Where it is required in an emergency to avoid the loss of lives, property or to prevent environmental harm.
- Works that are inaudible at the nearest sensitive receivers.
- Where a variation is approved in advance in writing by the Planning Secretary or his nominee (if justified)

¹ Highly noise intensive works include:

(a) use of power saws, such as used for cutting timber, rail lines, masonry, road pavement or steel work;
 (b) grinding metal, concrete or masonry;
 (c) rock drilling;
 (d) line drilling;
 (e) vibratory rolling;
 (f) rail tamping and regulating;
 (g) bitumen milling or profiling;
 (h) jackhammering, rock hammering or rock breaking; and
 (i) impact piling

² Section 4.42(1)(e) of the EP&A Act requires that an EPL be substantially consistent with this approval. Out-of-hours works considered under **Condition B127** must be justified and include an assessment of mitigation measures.

³ Continuous' includes any period during which there is less than a one hour respite between ceasing and recommencing any of the work that is the subject of this condition

- e) Where they are undertaken in accordance with an Out-of-Hours Work Protocol under B21 (i).

In accordance with CoC C6 (SSD 10431), rock breaking, rock hammering, sheet piling, pile driving and similar activities may only be carried out between the following hours:

- Between the hours of 9am to 12pm Monday to Friday
- Between the hours of 2pm to 5pm Monday to Friday and
- Between the hours of 9am to 12pm Saturday.

1.3.5 Ancillary Construction Facilities

Construction compounds will be required to support construction of the Project. The location of these compounds have been provided in Figure 1-3 and are indicative and subject to confirmation by the Construction Contractor. Minor ancillary facilities will be established when required under (SSD 7709) in accordance with CoC A40 after assessment by the ER. CoC A40 states:

Minor ancillary facilities, including lunch sheds, office sheds, portable toilet facilities, and the like, can be established where they satisfy the following criteria:

- a. *are located within the construction boundary; and*
- b. *have been assessed by the ER to have:*
 - i. *minimal amenity impacts to surrounding residences and businesses, after consideration of matters such as compliance with the Interim Construction Noise Guideline (DECC, 2009), traffic and access impacts, dust and odour impacts, and visual (including light spill) impacts, and*
 - ii. *minimal environmental impact with respect to waste management and flooding, and*
 - iii. *no impacts on biodiversity, soil and water, and heritage items beyond those already approved under other terms of this approval.*

1.4 Environment Policy

Qube's Safety, Health and Sustainability Policy (Figure 1-4) describes the Project's commitments to continual improvement in environmental performance and compliance obligations. The Project and its nominated contractors will operate in accordance with this policy which will be:

- Displayed at prominent locations on the Project site
- Communicated to site personnel during induction and training
- Made publicly available and accessible to clients and concerned / interested members of the public.

All personnel associated with the Project, including sub-contractors, must comply with the spirit and intent of these policies.



Qube's Commitment

Qube is committed to providing a safe and healthy workplace to conduct its business in a way that helps protect the environment and the communities in which it operates. This is a shared responsibility and Qube encourages personal accountability in meeting the aims set out in this policy.

Safety and Health

Zero Harm reflects Qube's belief that it operates in an environment where risks are managed, and that work does not impact upon the health and well-being of Qube's workforce.

The Company demonstrates a commitment to ensuring the health and safety of all its workers and protection of the environment, by:

- Striving for continuous improvement by establishing measurable health and safety performance targets and monitoring and measuring performance through effective assurance programs.
- Providing processes, systems and resources which enable communication, sharing of knowledge and ideas and effective consultation regarding workplace health and safety issues.
- Ensuring relevant legislative and regulatory compliance is achieved.
- Preventing injuries, incidents and impacts through the implementation of the Qube Safety, Health and Environment Management System based on risk management principles (hazard identification, risk assessment, control and review).
- Ensuring all incidents are reported and investigated to prevent recurrence and relevant incidents are reported to the applicable State and Federal authorities.
- Implementing an effective injury management program for employees which aims to reduce the personal and financial cost of work related injuries.

Sustainability

Corporate sustainability involves the management and coordination of environmental, social and financial demands by an organisation to help to ensure its long-term future. Sustainability is central to Qube's approach to doing business.



Through the adoption and promotion of sound and sustainable environmental and socially-aware business practices, it is Qube's objective to be the company of choice in creating value for workers, shareholders, business partners, customers and suppliers, by:

- Managing day-to-day operations in a manner that seeks to prevent any harmful impact on the environment.
- Complying with, and aiming to improve on, all applicable environmental legislation.
- Implementing and maintaining an Environmental Management System that conforms with or exceeds AS/NZS ISO 14001:2016.
- Promoting leadership in environmental protection through employee training and support for third party educational and training initiatives.
- Developing and implementing initiatives to build and foster Qube's reputation as a responsible corporate citizen. This includes:
 - Incorporating environmental and energy conservation considerations into our business decision-making processes.
 - Implementing and promoting new environmentally sustainable technologies and practices that focus on the efficient use of resources and energy.
- Developing business, community and political relationships with like-minded partners to foster a culture of environmentally sustainable growth and development.
- Communicating proactively, promptly and transparently with all stakeholders, the community, media and government on environmental issues.
- Engaging proactively in leadership, development, implementation and promotion of new environmentally sustainable business practices.

MAURICE JAMES

Issue Date: 04.02.2020

Review Date: 04.02.2022

QH-SHE-PO-012 (Version 3.0)

Figure 1-5 Qube Safety, Health and Sustainability Policy

1.5 Project Objectives and Targets

Project objectives and targets have been developed incorporating the governance, social and environmental aspects of sustainable development. Corresponding reporting and monitoring requirements are detailed in Table 1-3.

Table 1-3 Project's Objectives and Targets

Objective	Indicator	Target	Reporting / Monitoring	Responsibility	Timing for Compliance	CEMP Reference
Governance and Management						
Construct the Project in accordance with environmental approvals	<ul style="list-style-type: none"> # non-compliances 	<ul style="list-style-type: none"> Zero non-compliances at each quarterly construction compliance reporting stage 	<ul style="list-style-type: none"> Audits Construction compliance reporting Management review 	Construction Contractor	Quarterly	Section 2 Section 4
Compliance with all relevant legislative requirements	<ul style="list-style-type: none"> # of infringements # of formal regulatory warnings 	<ul style="list-style-type: none"> Zero regulatory infringements (penalty notices or prosecutions) Zero formal regulatory warnings 	<ul style="list-style-type: none"> Audits Construction compliance reporting Management review 	Construction Contractor	End of Project	Section 1.1
Minimise the potential for environmental incidents	<ul style="list-style-type: none"> Environmental Incident Frequency Rate (EIFR) 	<ul style="list-style-type: none"> Class 2 or Class 3 EIFR of <1 	<ul style="list-style-type: none"> Monthly reports 	Construction Contractor	Monthly	Section 2.8
Manage the impacts of our supply chain	<ul style="list-style-type: none"> Supplier evaluations 	<ul style="list-style-type: none"> Supplier evaluation through use of multi-criteria analysis or other scored means 	<ul style="list-style-type: none"> Monitoring of supply contracts Monthly reports 	Construction Contractor	Monthly	Section 2.5.4
Minimising Social Impacts						
Proactively engage with the Project team	<ul style="list-style-type: none"> # inspections accompanied by supervisory or engineering personnel 	<ul style="list-style-type: none"> 50% of project environmental inspections accompanied by Contractor's Environmental Manager (EM) 	<ul style="list-style-type: none"> Monthly reports Weekly environmental inspections 	Contractor's EM	Weekly	Section 4.2
	<ul style="list-style-type: none"> # of inspections signed off 	<ul style="list-style-type: none"> 100% of weekly environmental inspections signed off 	<ul style="list-style-type: none"> Monthly reports Weekly environmental inspections 	Contractor's Project Manager (PM)	Weekly	Section 4.2

Objective	Indicator	Target	Reporting / Monitoring	Responsibility	Timing for Compliance	CEMP Reference
	<ul style="list-style-type: none"> # of environmental toolbox talks per month 	<ul style="list-style-type: none"> Minimum one environmental tool box per month 	<ul style="list-style-type: none"> Training records 	Construction Contractor	Monthly	Section 2.7
Support local health and amenity	<ul style="list-style-type: none"> # of environmental complaints per month Actual response time for each complaint # of complaints resolved as a % of # complaints received 	<ul style="list-style-type: none"> Receive less than three substantiated environmental complaints per month Complainant contacted within four hours of receiving complaint Complainant concerns adequately resolved such that prevention of perceived or potential human health and/or environmental impacts are achieved. 	<ul style="list-style-type: none"> Complaints form Incident register 	Construction Contractor Elton Consulting (Community Engagement Consultant)	Monthly	CCS
Minimising Environmental Impacts						
Protect biodiversity	<ul style="list-style-type: none"> # of environmental incidents relating to threatened species 	<ul style="list-style-type: none"> No harm to any threatened species 	<ul style="list-style-type: none"> Weekly environmental inspections 	Construction Contractor	Daily	Appendix K - CFFMP
Minimise waste production	<ul style="list-style-type: none"> % of total construction and demolition waste recycled 	<ul style="list-style-type: none"> 90% of construction and demolition waste to be recycled 	<ul style="list-style-type: none"> Waste tracking spreadsheet 	Construction Contractor	Monthly	Appendix O - CDWMP
	<ul style="list-style-type: none"> % of spoil beneficially re-used on site % of spoil beneficially reused locally 	<ul style="list-style-type: none"> 100% of spoil beneficially reused on-site or locally (not including contaminated material) 	<ul style="list-style-type: none"> Waste tracking spreadsheet 	Construction Contractor	Monthly	Appendix O - CDWMP
	<ul style="list-style-type: none"> % of office waste recycled 	<ul style="list-style-type: none"> >60% of office waste recycled 	<ul style="list-style-type: none"> Waste tracking spreadsheet 	Construction Contractor	Monthly	Appendix O - CDWMP

Objective	Indicator	Target	Reporting / Monitoring	Responsibility	Timing for Compliance	CEMP Reference
	<ul style="list-style-type: none"> % of topsoil retained as productive 	<ul style="list-style-type: none"> 95% Topsoil to remain productive 	<ul style="list-style-type: none"> Waste tracking spreadsheet 	Construction Contractor	Monthly	Appendix O - CDWMP
Minimise energy consumption and emission of greenhouse gasses	<ul style="list-style-type: none"> Business as usual defined Greenhouse Gases (GHG) Scope 1 and Scope 2 emissions % reduction of Scope 1 and Scope 3 GHG emissions against defined benchmark 	<ul style="list-style-type: none"> >15% reduction of Scope 1 and Scope 2 GHG emissions against a modelled business as usual scenario 	<ul style="list-style-type: none"> Monthly online reporting of energy and fuel usage 	Construction Contractor	Monthly	NA
	<ul style="list-style-type: none"> % renewable energy used on site 	<ul style="list-style-type: none"> >20% renewable energy usage on site 	<ul style="list-style-type: none"> Monthly online reporting of energy and fuel usage 	Construction Contractor	Monthly	NA
Use of sustainable materials	<ul style="list-style-type: none"> % reduction in embodied energy in construction materials used achieved against defined benchmark 	<ul style="list-style-type: none"> >15% reduction in embodied energy in construction materials based on a business as usual scenario 	<ul style="list-style-type: none"> Concrete specifications Energy consumption register 	Construction Contractor	Monthly	NA
Effectively manage water consumption	<ul style="list-style-type: none"> % reduction achieved against defined benchmark 	<ul style="list-style-type: none"> >10% reduction in water usage against a modelled business as usual scenario 	<ul style="list-style-type: none"> Water consumption register Weekly environmental inspection Monthly reports 	Construction Contractor	Monthly	Appendix F - CSWMP

Objective	Indicator	Target	Reporting / Monitoring	Responsibility	Timing for Compliance	CEMP Reference
Minimise visual impacts	<ul style="list-style-type: none"> % non-potable use achieved against defined benchmark 	<ul style="list-style-type: none"> >33% non-potable water usage against a modelled business as usual scenario 	<ul style="list-style-type: none"> Weekly environmental inspection Monthly reports 	Construction Contractor	Monthly	Appendix F - CSWMP
	<ul style="list-style-type: none"> Number of complaints during construction regarding light spill from temporary lighting 	<ul style="list-style-type: none"> Receive no substantiated environmental complaints 	<ul style="list-style-type: none"> Daily inspections (during out of hours works) Weekly inspections at all other times 	Construction Contractor	Daily	Appendix P– Light Spill Management CCS

2 ENVIRONMENTAL FRAMEWORK

2.1 Environmental Management System

Qube's EMS is part of an overarching management system which is known as SHEMS (Safety Health and Environmental Management System). The SHEMS provides the process and policy that govern all on-site and offsite activities. The SHEMS assists in the management of all construction activities from a safety, health and environmental management perspective. It is within this framework that the EMS exists. The EMS is built on ISO 14001:2015 and has third party accreditation. Qube's EMS provides the framework for reporting and documentation of environmental activities and this plan references relevant parts of Qube's EMS.

2.2 Environmental Management Documentation

This CEMP is the overarching management plan for a suite of environmental management documents for the Project. It provides a structure and systematic approach to environmental management and aligns to the EMS.

Figure 2-1 shows the structure of the suite of environmental management documents that are applicable to the Project.

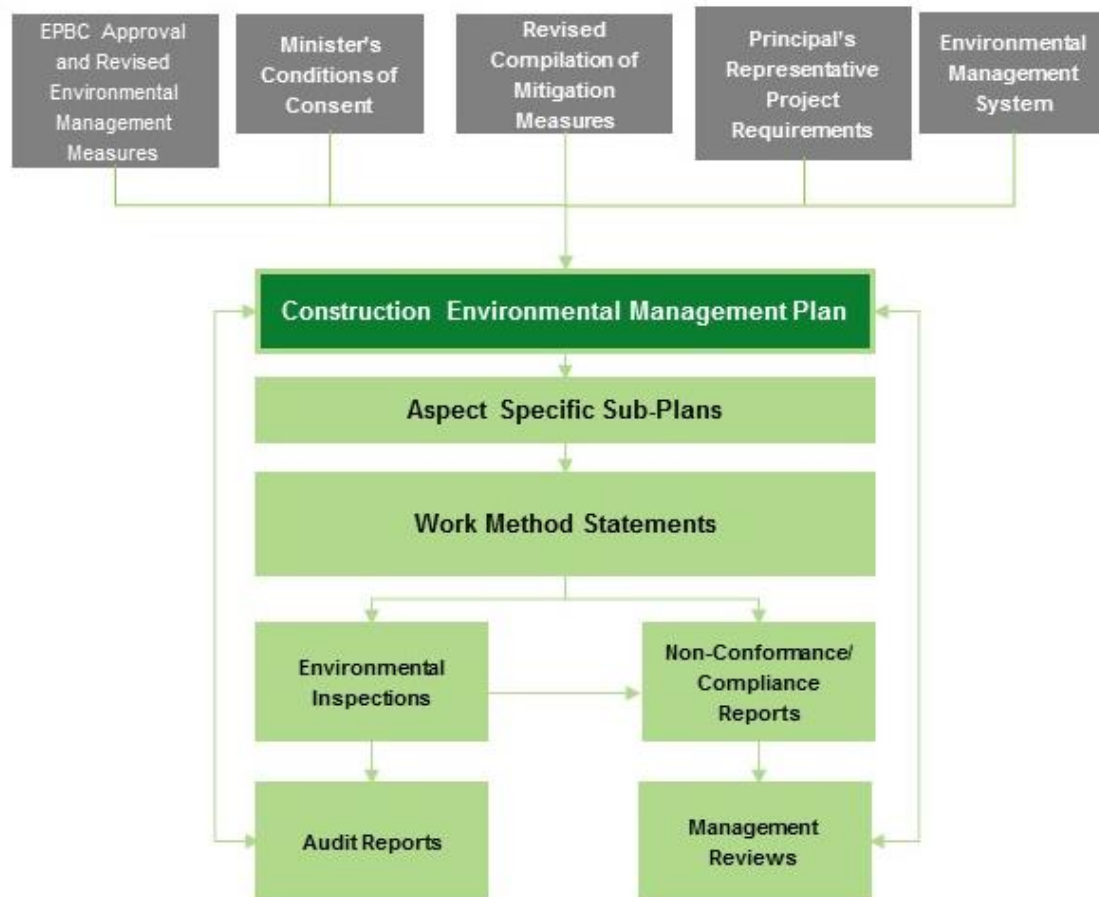


Figure 2-1 Environmental Management Documentation

2.3 Document Control and Records

All Project documentation, including environmental records, will be controlled in accordance with the SHEMS document control system and the Project contractual requirements. Aconex will be used to store records, documents and plans.

Environmental records will be kept as objective evidence of compliance and conformance with environmental requirements, filed in Aconex and made available to relevant Project personnel. The controlled records and documentation retained on Aconex are the versions to be relied upon in determining compliance and performance.

Relevant sub-plans and WMS will be made available to those personnel who are responsible for their implementation. The Contractor's EM will enable their current issued documentation to be produced or made available.

Documentation will be maintained in a legible manner, dated (with dates of revision) and readily identifiable. Relevant documentation will be uploaded to the Project website.

2.4 Legislative Requirements

The regulatory framework for the Project is outlined within the Compliance and Obligations Register (refer to Appendix A). This register identifies relevant legislative instruments, their key objectives and relevance to the Project, including legislative and voluntary obligations, permits and licences, standards and guidelines, and relevant CoA, CoC and management measures.

Where updated or revised versions of guidelines, protocols, standards or policies, or a replacement of them are available, the most recent versions should be applicable to this Plan.

2.4.1 Development Approval

The Project has been approved under both the EP&A Act and the EPBC Act. Both these approvals have environmental conditions relevant to the construction works for the Project, which are discussed below. In the compliance tables, Primary Conditions are specific to the development of the management plan, while Secondary Conditions are conditions which are related to the environmental aspects associated with the plan; secondary conditions are included within Appendix A.

2.4.1.1 EPBC Act Approval

The EPBC Act approval for the MPW Concept was granted by DotEE (now DAWE) in September 2016 (No. 2011/6086). This approval was provided for the impact of the MPW Project on listed threatened species and communities (Sections 18 and 18A of the EPBC Act) and Commonwealth action (Section 28 of the EPBC Act).

The construction and operation of the Project has been designed to be consistent with the EPBC Act Approval (EPBC 2011/6086) conditions, where relevant. EPBC Act Approval (EPBC 2011/6086) conditions for the Project include specific conditions and commitments that are required to be addressed in this CEMP. These conditions are identified within Table 2-1 and Appendix A, along with where they have been addressed in preparing this CEMP.

Table 2-1 Commonwealth Approvals

CoA	Requirement	CEMP Section
Primary Condition		
2	<p>For the protection of the environment, including listed threatened species and communities, the person taking the action must prepare a construction environmental management plan (CEMP) addressing at least the elements outlined in Conditions 5 to 13. Apart from early works as described in Condition 3, construction must not commence until all specified CEMP approvals have been obtained in writing, and once approved, the CEMP must be implemented.</p> <p>The CEMP may be prepared in stages, in which case the corresponding stage must be clearly defined, and construction of that stage must not commence until all specified approvals have been obtained in writing.</p>	<p>CFFMP – Section 2.1.1</p> <p>Appendix K – CFFMP</p>

Revised Environmental Management Measures (EPBC REMM) are presented in the MIT Final EIS prepared to satisfy the Commonwealth approval process (EPBC Final EIS) dated Dec 2015. The EPBC REMM are generally the same as the REMM presented in the Supplementary Response to Submissions Report for the

MPW Concept Proposal MOD 1 (Arcadis, 2017). The REMM relevant to this plan, and as comparable to MPW Stage 2 SSD 7709 CoC and FCMM are identified in Table 2-2.

The aspect specific REMM related to the CEMP, not already covered by the MPW Stage 2 FCMM (refer to Table 2-4), will be addressed in the aspect specific CEMP subplan(s).

Table 2-2 Revised Environmental Management Measures (REMM) and comparable FCMM and RMMM

REMM No.	Requirement	How Addressed	Comparable CoC	Comparable FCMM/RMMM
Primary Condition				
1B	EMPs including CEMPs and [Operational Environmental Management Plans] OEMPs (or equivalent) would be prepared for the Project. At this point, Provisional EMPs (included in Volume 2, Appendix H of the EIS) have been prepared and would be updated as more is known about the Project phasing including detailed design, construction and operation	Aspect specific CEMP subplans	CoC C2 (SSD 7709) CoC B17 (SSD 10431)	FCMM/RMMM 0B details the composition of the CEMP, and FCMM/RMMM 0C details the composition of the OEMP
5D	<p>Construction works outside of the standard construction hours identified in REMM 5C may be undertaken in the following circumstances:</p> <ul style="list-style-type: none"> construction works that generate noise that is: <ul style="list-style-type: none"> no more than 5 dB(A) above rating background level at any residence in accordance with the Interim Construction Noise Guideline (Department of Environment and Climate Change, 2009); and no more than the noise management levels specified in Table 3 of the Interim Construction Noise Guideline (Department of Environment and Climate Change, 2009) at other sensitive receivers; or for the delivery of materials required outside these hours by the NSW Police Force or other authorities for safety reasons; or where it is required in an emergency to avoid the loss of lives, property and/or to prevent environmental harm; or works approved through an EPL, or works as approved through the out-of-hours work protocol outlined in the CEMP. 	This CEMP Section 1.2.2	CoC B127 (SSD 7709)	-
6A	<p>Following detailed design and before construction, detailed flora and fauna mitigation measures would be developed and presented as part of the CEMP. These detailed measures would incorporate the measures listed in 6B to 6W.</p> <p>The CEMP would address:</p>	CFFMP - Section 2.1.1	CoC B154 (SSD 7709)	FCMM/RMMM 4A

REMM No.	Requirement	How Addressed	Comparable CoC	Comparable FCMM/RMMM
	<ul style="list-style-type: none"> general impact mitigation; staff/contractor inductions; vegetation clearing protocols; pre-clearing surveys and fauna salvage/translocation; rehabilitation and restitution of adjoining habitat; weed control; pest management; and monitoring. <p>The plans would include clear objectives and actions for the Project including how to:</p> <ul style="list-style-type: none"> minimise human interferences to flora and fauna; minimise vegetation clearing/disturbance; minimise impact to threatened species and communities; minimise impacts to aquatic habitats and species; and undertake flora and fauna monitoring at regular intervals. 			
6I	The potential for translocation of threatened plant species as individuals or as part of a soil translocation process would be considered during the detailed development of the CEMP.	CFFMP – Section 2.1.1	N/A	FCMM 4J
6R	The CEMP (or equivalent) would include detailed measures for minimising the risk of introducing weeds and pathogens.	CFFMP - 2.1.1 Appendix K- CFFMP	CoC B83 (SSD 7709)	FCMM 4O/RMMM 4E
8C	A CEMP would be prepared by the contractor for all excavation and remediation works and would include requirements for decontamination facilities at the Project site.	Appendix K - CMP	N/A	Measures to mitigate potential geology, soils and land contamination impacts are provided in FCMM Section 6.
10A	A Dust Management Plan (DMP) (or equivalent) would be prepared as part of the CEMP.	CAQMP – Section 2.1.1 Appendix H - CAQMP	N/A	Procedures for controlling/managing dust are identified in FCMM/RMMM 3A
10D	Activities with the potential to cause significant emissions, such as material delivery and load out and bulk earthworks, would be identified in the CEMP. Work practices that minimise emissions during these activities would be investigated and applied where reasonable and feasible.	CAQMP – Section 2.1.1	N/A	Initiatives to mitigate greenhouse gas emissions during construction are identified in FCMM 11B/RMMM10A
18A	A construction waste management plan (or equivalent) would be prepared as part of the overall CEMP. This would implement key principles of relevant	CDWMP – Section 2.1.1	N/A	Mitigation measures to manage waste during construction

REMM No.	Requirement	How Addressed	Comparable CoC	Comparable FCMM/RMMM
	waste guidelines, and the waste management hierarchy of reduction, reuse, recycling and recovery.	Appendix O - CDWMP		are identified in FCMM/RMMM 12A

2.4.1.2 EP&A Act Approval

The Project is being delivered under Part 4, Division 4.7 of the EP&A Act.

2.4.1.2.1 MPW Stage 2

The MPW S2 (SSD 7709) CoC include requirements to be addressed in this CEMP and delivered during the Project. These requirements, where and how they are addressed, is provided within Table 2-3. Relevant CoC related to MOD1 are provided in Appendix A4 and/ or the relevant aspect specific sub-plan.

Table 2-3 MPW Stage 2 Conditions of Consent (CoC)

CoC	Requirement	CEMP Section	How Addressed
Primary Conditions			
C1	Management plans required under this consent must be prepared in accordance with relevant guidelines, and include	This CEMP Section 1.4	This CEMP has been prepared to meet the Project's regulatory and policy requirements in a systematic manner and to continually improve the Project's environmental performance. The nominated sub-plans have been prepared in accordance with the applicable CoC.
	(a) detailed baseline data;	N / A	Baseline data is included in aspect specific sub-plans where applicable
	(b) details of: (i) the relevant statutory requirements (including any relevant approval, licence or lease conditions);	Section 2.4 Appendix A – Compliance and Obligations Register	Legislation, permits and licences applicable to the Project have been identified within this CEMP.
	(ii) any relevant limits or performance measures and criteria; and	Section 1.5	Relevant limits or performance measures/criteria are outlined in Section 1.5.
	(iii) the specific performance indicators that are proposed to be used to judge the performance of, or guide the implementation of, the development or any management measures;	Section 1.5 Individual aspect specific sub-plans	The Project objectives and targets are detailed in Section 1.5 which provide performance indicators for the Project.
	c) a description of the measures to be implemented to comply with the relevant statutory requirements, limits, or performance measures and criteria;	Section 2 Section 3 Individual aspect specific sub-plans	Section 2 and Section 3 of this CEMP include environmental management practices and procedures to be followed during construction. Section 3.2 indicates that environmental measures to ensure compliance with relevant statutory requirements, limits,

CoC	Requirement	CEMP Section	How Addressed
			<p>performance measures and criteria are documented in the aspect specific CEMP sub-plans.</p> <p>Aspect specific sub-plans will include additional detail. Refer to Aspect and Impacts Register (Appendix B) for identified environmental aspects and a reference to the relevant aspect specific sub-plans, where appropriate.</p>
	<p>(d) a program to monitor and report on the:</p> <p>(i) impacts and environmental performance of the development;</p>	<p>Section 4</p> <p>Individual aspect specific sub-plans</p>	<p>Environmental performance of the Project will be monitored in accordance with Section 4 of this CEMP, and in accordance with the monitoring activities identified in the relevant aspect specific sub-plans.</p>
	<p>(ii) effectiveness of the management measures set out pursuant to paragraph (c) above;</p>	<p>Section 4.2</p> <p>Section 4.5</p> <p>Individual aspect-specific sub-plans</p>	<p>The effectiveness of management measure implementation will be determined during site inspections and observations detailed in Section 4.2 and reviewed in line with Section 4.5 during the annual management review.</p>
	<p>(e) a contingency plan to manage any unpredicted impacts and their consequences;</p>	<p>Appendix D – Unexpected Finds Protocol</p> <p>Individual aspect specific sub-plans</p>	<p>Appendix D outlines the Unexpected Finds Protocol.</p> <p>Relevant aspect specific sub-plans include measures to manage any unpredicted impacts and their consequences.</p>
	<p>(f) a program to investigate and implement ways to improve the environmental performance of the development over time;</p>	<p>Section 4.5</p>	<p>Review and improvement of this plan will be undertaken annually and periodically in accordance with Section 4.5 of this plan.</p>
	<p>(g) a protocol for managing and reporting any:</p> <p>(i) incidents and non-compliances</p> <p>(specifically including any exceedance of the impact assessment criteria and performance criteria);</p>	<p>Section 2.8</p>	<p>Managing and reporting for incidents will be undertaken in accordance with Section 2.8 of this plan.</p>
	<p>(ii) complaints;</p>	<p>Section 2.6.3</p> <p>CCS</p>	<p>Protocols for managing and reporting complaints is outlined in Section 2.6.3.</p> <p>Further detail is found in Appendix B of the CCS.</p>
	<p>(iii) failure to comply with statutory requirements;</p>	<p>Section 4.4</p>	<p>Non-compliances will be undertaken in accordance with Section 4.4 of this plan.</p>
	<p>(h) roles and responsibilities for implementing the plan; and</p>	<p>Section 2.5</p>	<p>Section 2.5 provides details on the roles and responsibilities of all project personnel implementing this CEMP.</p>
	<p>(i) a protocol for periodic review of the plan.</p>	<p>Section 4.5</p>	<p>Periodic review of the plan will occur and is outlined in Section 4.5 of this plan.</p>

CoC	Requirement	CEMP Section	How Addressed
	Note: The Secretary may waive some of these requirements if they are unnecessary or unwarranted for a particular management plan.	Section 2.5	Roles and responsibilities specific to the application of this CEMP are detailed in Section 2.5
C2	The Applicant must prepare a Construction Environmental Management Plan (CEMP) in accordance with the requirements of condition C1 and submit it to the Planning Secretary for approval.	This Plan	This CEMP has been prepared in accordance with the requirements of these CoC
C3	As part of the CEMP required under C2 of this consent, the Applicant must include the following: (a) Soil and Water Management Plan (see CoC B29); (b) Acid Sulfate Soils Management Plan (see Condition B39); (c) Construction Traffic and Access Management Plan (see Condition B113); (d) Construction Noise and Vibration Management Plan (see Condition B134); (e) Out-of-hours Work Protocol (see Condition B135(g)); (f) Construction Flora and Fauna Management Plan (see Condition B154); and (g) Unexpected Finds Protocol(s) (see Condition B175).	Section 1.2.5 Refer to specific sub-plan	The listed sub-plans have been prepared in accordance with the CoC.
C4	The Applicant must: (a) not commence construction of the development until the CEMP is approved by the Planning Secretary; and (b) carry out the construction of the development in accordance with the CEMP approved by the Secretary, and as revised and approved by the Secretary from time to time.	Section 1.2.2	Construction activities will not commence until the CEMP is approved by the Secretary. Activities will be undertaken in accordance with the most recent, approved version of the CEMP.
C8	Within three months of: (a) the submission of an incident report under condition C10;	Section 1.2.5	The review and submission process for the CEMP will be undertaken in accordance with this condition, as described in Section 1.2.5

CoC	Requirement	CEMP Section	How Addressed
	<p>(b) the submission of an Independent Audit under condition C17;</p> <p>(c) the approval of any modification of the conditions of this consent; or</p> <p>(d) the issue of a direction of the Planning Secretary under condition A3(b) which requires a review;</p> <p>the strategies, plans and programs required under this consent must be reviewed, and the Department must be notified in writing that a review is being carried out.</p>		
C9	<p>If necessary to either improve the environmental performance of the development, cater for a modification or comply with a direction, the strategies, plans and programs required under this consent must be revised, to the satisfaction of the Planning Secretary. Where revisions are required, the revised document must be submitted to the Planning Secretary for approval within six weeks of the review.</p> <p>Note: <i>This is to ensure strategies, plans and programs are updated on a regular basis and to incorporate any recommended measures to improve the environmental performance of the development.</i></p>	Section 1.2.4	Section 1.2.4 details revision and submission requirements.

The management and mitigation measures referred to in SSD 7709 CoC A3(d) (Appendix 2) are provided as the Final Compilation of Mitigation Measures (FCMM) (Arcadis, November 2018). A list of the FCMM as relevant to the MPW Stage 2 project and how they have been complied within this CEMP are provided in Table 2-4.

Table 2-4 Final Compilation of Mitigation Measures (FCMM)

FCMM	Requirement	How Addressed
Primary Conditions		
OB	<p>The Construction Environmental Management Plan (CEMP), or equivalent, for the Proposal would be based on the PCEMP (Appendix I of this EIS), and include the following preliminary management plans:</p> <ul style="list-style-type: none"> Preliminary Construction Traffic Management Plan (PCTMP) (Appendix M of the EIS) Air Quality Management Plan (Appendix O of the EIS) Erosion and Sediment Control Plans (ESCPs) and Bulk Earthworks Plans, within the Stormwater Drainage Design Drawings (Appendix R of the EIS) <p>As a minimum, the CEMP would include the following sub-plans:</p>	<p>All nominated plans have been prepared as sub-plans to the CEMP or as stand-alone documents.</p> <p>The CCS has been prepared in place of the Community Information and Awareness Strategy. Appendix N - CCS</p>

FCMM	Requirement	How Addressed
	<ul style="list-style-type: none"> Construction Traffic Management Plan (CTMP) Construction Noise and Vibration Management Plan (CNVMP), prepared in accordance with the Interim Construction Noise Guideline Cultural Heritage Assessment Report/Management Plan (CHMP) Construction Air Quality Management Plan (CAQMP) Construction Soil and Water Management Plan (CSWMP), prepared in accordance with Managing Urban Stormwater, 4th Edition, Volume 1, (2004). Erosion and Sediment Control Plan Flood Emergency Response and Evacuation Plan (FERP) UXO, EO, and EOW Management Plan Acid Sulfate Soils Management Plan Bushfire Management Strategy Community Information and Awareness Strategy. Flora and Fauna Management Plan (CFFMP) Groundwater Monitoring Program (GMP) Stockpile Management Protocol. 	
4A	<p>Following detailed design and before construction, detailed flora and fauna mitigation measures would be developed and presented as part of the CEMP. These detailed measures would incorporate the measures listed below.</p> <p>The CEMP would address:</p> <ul style="list-style-type: none"> general impact mitigation staff/contractor inductions vegetation clearing protocols including identification of exclusion zones pre-clearing surveys and fauna salvage/translocation rehabilitation and restitution of adjoining habitat weed control pest management monitoring. <p>The CEMP would include clear objectives and actions for the Proposal including how to:</p> <ul style="list-style-type: none"> minimise human interferences to flora and fauna minimise vegetation clearing/disturbance minimise impact to threatened species and communities minimise impacts to aquatic habitats and species undertake flora and fauna monitoring at regular intervals 	Appendix K – CFFMP
4J	The potential for translocation of threatened plant species as individuals or as part of a soil translocation process would be considered during the detailed development of the Environmental Work Method Statements and CEMP.	Appendix K – CFFMP
4O	The CEMP (or equivalent) would include detailed measures for minimising the risk of introducing weeds and pathogens for construction related vehicles and equipment.	Appendix K – CFFMP
4P	The CEMP and OEMP for the Proposal would consider and have reference to the weed removal and riparian vegetation restoration undertaken within parts of the Georges River corridor under the MPW Concept Approval (identified within the Biodiversity Offset Package for the MPW Projects).	Appendix K – CFFMP
6A	The CEMP would identify the actions to be taken should additional contamination be identified during the development of the site (i.e. an unexpected finds protocol), and will address REMM items 8H, 8T, 8U, 8V and 8W (of the MPW Concept Approval (SSD 5066)).	Appendix L – CMP Appendix D – Unexpected Finds Protocol
6C	The CEMP would include the preparation of a site wide UXO, EO, and EOW management plan (or equivalent) based on the UXO Risk Review and Management Plan (G-Tek, 2016). This plan would be implemented to address the discovery of	Appendix L – CMP

FCMM	Requirement	How Addressed
	UXO or EOW during construction, to ensure a safe environment for all staff, visitors and contractors.	Appendix D – Unexpected Finds Protocol
6D	<p>An Asbestos in Soils Management Plan (AMP) is to be implemented as part of the CEMP in accordance with the Safe Work NSW requirements, including but not limited to:</p> <ul style="list-style-type: none"> The Guidelines for Managing asbestos in or on soil (2014), and Codes of Practice - How to Safely Remove Asbestos (2011) and How to Manage and Control Asbestos in the Workplace (2016). 	Appendix L - CMP
6E	<p>An Acid Sulfate Soils Management Plan (or equivalent) would be prepared as part of the CEMP in accordance with the ASSMAC Assessment Guidelines (1998), for areas identified as being of low or high risk i.e. works within close vicinity of the Georges River (Figure 13-2 of this EIS).</p> <p>In addition, a risk assessment quantifying the risks associated with the volumes of soil to be disturbed, the laboratory results from ASS testing undertaken, the end use of the materials and the proximity to sensitive environments is to be undertaken.</p> <p>All offsite disposal would be in accordance with the NSW Waste Classification Guidelines Part 4: Acid Sulfate Soils (2009).</p>	Appendix L - CMP
6K	The CEMP would include an Earthworks Specification, which would include details on earthworks material criteria, handling and placement requirements, embankment and cutting formation (including foundation, batter and benching requirements), unsuitable material and bridging layer requirements, conformance testing methods and acceptance criteria (e.g. for material acceptance and compaction control).	Appendix F - CSWMP
7A	<p>The following measures would be included in the CEMP (or equivalent) to minimise hazards and risks:</p> <ul style="list-style-type: none"> Procedures for safe removal of asbestos Provision for safe operational access and egress for emergency service personnel and workers would be provided at all times An Incident Response Plan that would include a Spill Management Procedure. 	Appendix L - CMP
9D	An Aboriginal Cultural Heritage Assessment Report (ACHAR) (also known as Cultural Heritage Management Plan) would be prepared as part of the CEMP for the Proposal and would outline ongoing management/mitigation measures relating to MA6 and MA7.	Appendix J - CHMP
10C	An unexpected finds protocol (or. equivalent), including a stop works procedure, would be included within the CEMP. If unexpected finds are identified during works, the stop works procedure would be followed and a suitably qualified archaeological consultant would be engaged to assess the significance of the finds and the NSW Heritage Council notified. In this instance, further archaeological work or recording may be required.	Appendix D – Unexpected Finds Protocol
11B	<p>The following initiatives would be implemented, where reasonable and feasible, for mitigation of GHG emissions during construction:</p> <ul style="list-style-type: none"> Construction works would be planned to minimise double handling of materials Construction/transport plans would be incorporated within the CEMP to minimise the use of fuel during construction Fuel efficiency of the construction plant/equipment would be assessed prior to selection, and where practical, equipment with the highest fuel efficiency and which uses lower GHG intensive fuel (e.g. biodiesel) would be used On-site vehicles would be fitted with exhaust controls in accordance with the Protection of the Environment Operations (Clean Air) Regulation 2010, as required and appropriate. Regular maintenance of equipment would be undertaken to maintain good operations and fuel efficiency Where practicable, trucks removing waste from the site or bringing materials to the site would be filled to the maximum amount allowable, depending on the truck size and load weight, to reduce the number of traffic movements required 	Appendix E - CTAMP

FCMM	Requirement	How Addressed
	<ul style="list-style-type: none"> The mitigation measures, management strategies and abatements opportunities (Section 18 of the EIS) would be reviewed and considered where appropriate for incorporation in the CEMP. 	
12A	<p>The following mitigation measures would be implemented as part of the CEMP (or equivalent) for waste management:</p> <ul style="list-style-type: none"> Characterisation of construction waste streams in accordance with the NSW Waste Classification Guidelines Management of any identified hazardous waste streams Procedures to manage construction waste streams, including handling, storage, classification, quantification, identification and tracking Mitigation measures for avoidance and minimisation of waste materials Procedures and targets for re-use and recycling of waste materials 	Appendix O - CDWMP
13A	<p>The following actions would be considered for implementation, where reasonable and feasible, for mitigation of bushfire risk during construction:</p> <ul style="list-style-type: none"> A bushfire management strategy, or equivalent, would be prepared as part of the CEMP for the construction phase. The strategy would include: <ul style="list-style-type: none"> Emergency response plans and procedures All site offices and temporary buildings would have a minimum setback of 10 m to bushfire prone areas All site offices would be accessible via access roads suitable for firefighting appliances similar to NSW Rural Fire Service category 1 tankers. 	Appendix G - ERP
14A	A community information and awareness strategy would be included in the CEMP and would outline measures to maintain communication with the community and all relevant stakeholders throughout the construction process of the Proposal.	The CCS provides mechanisms to facilitate communication with the community and relevant stakeholders.

2.4.1.2.2 MPW Stage 3

The MPW Stage 3 (SSD 10431) CoC include requirements to be addressed in this CEMP and delivered during the Project. These requirements, where and how they are addressed, is provided within Table 2-5.

Table 2-5 MPW Stage 3 Conditions of Consent (CoC)

CoC	Requirement	CEMP Section	How Addressed
Primary Conditions			
B16	Management plans required under this consent must be prepared having regard to the relevant guidelines, including but not limited to the <i>Environmental Management Plan Guideline: Guideline for Infrastructure Project</i> (DPIE April 2020).	This CEMP	The approved MPW Stage 2 CEMP (Rev L, dated 22 March 2021) has been reviewed against the guideline, and revised to include the requirements of the MPW Stage 3 (SSD 10431) development consent. This revised CEMP generally meet the requirements of the guideline.
B17	Prior to the commencement of construction, the Applicant must submit a Construction Environmental Management Plan (CEMP) to the Certifier and provide a copy to the Planning Secretary for approval. The CEMP must include, but is not limited to, the following:	This CEMP	TBD
	(a) details of:	Section 1.3.4	Construction hours, including for rock-breaking and other high-noise activities,

CoC	Requirement	CEMP Section	How Addressed
	(i) hours of work;		and out-of-hours works are outlined in Section 1.3.4.
	(ii) 24-hour contact details of site manager;	Section 2.6.3	The 24-hour project information line is 1800 986 465 and is provided, along with other development contact details, in Section 2.6.3
	(iii) management of dust and odour to protect the amenity of the neighbourhood;	Table 2 of Appendix Q	Measures for the management of dust and odour applicable to the MPW site, including the MPW Stage 3 Project, are outlined in the Table 2 of Appendix Q.
	(iv) stormwater control and discharge;	MPW Stage 2 & 3 Construction Soil and Water Management Plan (CSWMP) - Appendix F	Measures for the management of stormwater and discharge are outlined in the MPW Stage 2 CSWMP that includes the Moorebank Precinct West Stage 3 – Addendum to the Construction Soil and Water Management Plan as Appendix F of this CEMP.
	(v) measures to ensure that sediment and other materials are not tracked onto the roadway by vehicles leaving site;	MPW Stage 2 & 3 Construction Traffic and Access Management Plan – Appendix C	Measures to mitigate potential tracking of sediment and other materials onto the roadway by vehicles leaving the site are outlined in the Driver's Code of Conduct (Appendix C of the revised MPW Stage 2 CTAMP).
	(vi) external lighting in compliance with AS 4282-2019 Control of the obtrusive effects of outdoor lighting; and	Appendix P of this CEMP	<p>This CEMP has been prepared with reference to AS 4282-2019 Control of the obtrusive effects of outdoor lighting, as noted in Appendix A3.</p> <p>Appendix P of this CEMP outlines light spill management measures for the MPW site, including the MPW Stage 3 Project.</p> <p>Measures are also outlined in are outlined in the Table 1 of Appendix Q.</p>
	(vii) community consultation and complaints handling as set out in the Community Consultation Strategy required by condition B8.	<p>Section 2.6</p> <p>MPW Stage 2 & 3 Community Communication Strategy - Appendix N</p>	<p>Section 2.6 of this CEMP outlines the communication protocols for the MPW Stage 2 and MPW Stage 3 projects.</p> <p>Further detail is provided in the MPW Stage 2 & 3 Community Communication Strategy - Appendix N.</p>
	(b) an unexpected finds protocol for contamination and associated communications procedure to ensure that potentially contaminated material is appropriately managed;	Unexpected Finds Protocols Appendix D of this CEMP	Appendix D of this CEMP includes the unexpected finds protocol for contamination in imported fill and for onsite contamination.
	(c) an unexpected finds protocol for Aboriginal and non-Aboriginal heritage and associated communications procedure;	Unexpected Finds Protocols - Appendix D of this CEMP	Appendix D of this CEMP includes the unexpected finds protocols for both Aboriginal and non-Aboriginal heritage.
	(d) mitigation, monitoring and management procedures specific to the crushing plant that would be implemented to minimise	MPW Stage 2/ Stage 3 Construction Noise and Vibration Management	Management and mitigation measures for crushing plant are provided in Sections 4.5

CoC	Requirement	CEMP Section	How Addressed
	environmental and amenity impacts;	Plan (CVNMP) - Appendix I Table 2 of Appendix Q of this CEMP MPW Stage 2 & 3 CSWMP - Appendix F of this CEMP	and 4.6 of the MPW Stage 2/ Stage 3 CNVMP. Monitoring is outlined in Section 5.1 of the MPW Stage 2/ Stage 3 CNVMP.
	(e) sustainability measures and practices to be implemented during the construction process;	Table 1 of Appendix Q	Table 1 of Appendix Q of this CEMP outlines MPW Stage 3 specific management measures, including measures relating to sustainability.
	(f) the recording of quantities, classification (for materials to be removed) and validation (for materials to remain) of each type of waste generated during construction and proposed use;	MPW Stage 2 CDWMP - Appendix O of this CEMP	Waste classification is outlined in Sections 3.1 and 3.2 of the MPW Stage 2 CDWMP.
	(g) information regarding the recycling and disposal locations;	MPW Stage 2 CDMP - Appendix O of this CEMP	Recycling and disposal of waste is outlined in Section 3.5 of the MPW Stage 2 CDWMP.
	(h) confirmation of the contamination status of the development areas of the site based on the validation results;	Table 1 (condition reference 17(h)) of Appendix Q	Table 1 of Appendix Q of this CEMP outlines the requirements for confirmation of contamination status for the MPW Stage 3 development.
	(i) Construction Traffic and Access Management Sub-Plan (see condition B20);	MPW Stage 2 and Stage 3 CTAMP - Appendix E of this CEMP	Detail of how condition B20 is addressed is provided in the MPW Stage 2 and Stage 3 CTAMP.
	(j) Construction Noise and Vibration Management Sub-Plan (see condition B21);	MPW Stage 2/ Stage 3 CNVMP - Appendix I of this CEMP.	Detail of how condition B21 is addressed is provided in the MPW Stage 2/ Stage 3 CNVMP.
	(k) Construction Soil and Water Management Sub-Plan (see condition B22); and	MPW Stage 2 CSWMP, provided as Appendix F of this CEMP	Detail of how condition B22 is addressed is provided in the MPW Stage 2 CSWMP.
	(i) Flood Emergency Response Sub-Plan (see condition B23);	MPW Stage 2 and Stage 3 Construction Emergency Response Plan (CERP) - Appendix G Section 4.12.3	Detail of how condition B23 is addressed is provided in the MPW Stage 2 and Stage 3 CERP.
B18	The Applicant must not commence construction of the development until the CEMP is approved by the Planning Secretary.	-	Noted.
B19	The Applicant may select to prepare the CEMP (and relevant sub-plans) required under the condition B17 as a standalone document, or as updated versions of the CEMP documents already approved by the Planning Secretary as part of the MPW Stage 2 (SSD 7709)	This CEMP and associated sub-plans	The approved MPW Stage 2 Management Plans have been updated to include the CEMP and relevant sub-plan content requirements of the MPW Stage 3 (SSD 10431) development consent.

CoC	Requirement	CEMP Section	How Addressed
	consent. In the event the Applicant elects to prepare an updated version of an existing approved document, the Applicant must clearly identify how the document has been updated to satisfy the conditions of this consent, as well as how it continues to satisfy the conditions of the consent under which it was originally approved, and seek the Planning Secretary's approval of the updated CEMP (or sub-plan) under both condition B17 and that other consent.		The MPW Stage 3 CEMP and sub-plan content is identified in track changes in the relevant management plans.

2.4.2 Permits and Licences

Permits and licences relevant to this Project are detailed in the Project Permits and Licences Register, included as Appendix A of this CEMP. The Permits and Licences Register will be revised and updated in conjunction with the management review outlined in Section 4.5 or when there has been a change to relevant legislation.

2.4.2.1 Environment Protection Licence

Construction and operation of the Project will be undertaken in accordance with the requirements of the *Protection of the Environment Operations Act 1997* (POEO Act). An EPL may be issued under Section 43(a) of the POEO Act to authorise the carrying out of scheduled activities at any premises, as required under Section 48. The requirement for an EPL under Section 48(1) applies to activities where Schedule 1 of the POEO Act indicates that a licence is required for premises at which the activity is carried out.

An EPL (Licence Number 21054) was issued for Moorebank Precinct on 4 June 2018 for the crushing, grinding and separating of >100,000 to 500,000 tonne (T) annual processing capacity. The following variations have been issued for EPL 21054 under the POEO Act Section 58:

- Variation notice number 1571681, issued on 18 April 2019
- Variation notice number 1582348, issued on 1 August 2019
- Variation notice number 1597271, issued on 22 October 2020
- Variation notice number 1605300, issued on 4 June 2021.

Table 2-6: Section 58 Licence 21054 variations and amendments

Date Issued	Variation Notice Number	Amendments
18 April 2019	1571681	<ul style="list-style-type: none"> • To include Extractive Activities as a scheduled and fee based activity • Update premises description • Limit the authorisation of activities to only those that have been approved under a SSD approval for the relative part of the premises • Addition of surface water licensed discharge points, limits, monitoring and reporting • Revision of the special condition regarding assessment of material processed under the licence to be referred to the Site Auditor prior to commencing works.

Date Issued	Variation Notice Number	Amendments
1 August 2019	1582348	<ul style="list-style-type: none"> • A2.1 - premises location updated to reflect most recent map supplied to EPA (no change to actual premises boundary) • A2.2 - Premises map updated to reflect most recent map supplied to EPA (including new discharge point 7) • P1.2 - Addition of licensed discharge point 7 • L2.4 - Amendment of table to include concentration limits for point 7 • L2.5 and L2.6 amended to include point 7 • M2.2 - Amendment of table to include monitoring requirements for point 7 • G2.1 amended to include point 7
22 October 2020	1597271	<ul style="list-style-type: none"> • A1.1 - extractive activities from the scheduled activity table removed • A2.1 - Lot and DP details updated and superfluous premises details removed as these are replaced by the map in condition A2.2 • A2.2 - premises location map replaced with updated licensed area • A3 - condition removed as ancillary activities not carried out and the categories are not consistent with those specified in schedule 1 of the Act • A5 - condition removed as not required • P1.1 - condition removed as not relevant • P1.2 - table updated to reflect updated premises map reference in condition A2.2 • O3 - standard dust control conditions added • O4 - standard emergency response condition added • E1 - crushing, grinding or separating conditions updated and amended for clarity • E2 - extractive activities condition removed because it is no longer relevant
4 June 2021	1605300	<ul style="list-style-type: none"> • Condition A2.2 – premises map updated with map provided by licensee • Condition P1.1 – removal of EPA identification point 5 • Condition L2.4 – addition of point 7 to PFOS, PFHxS and PFOA concentration limit tables • Condition L2.4 – change of note to reflect revised concentration limit for PFOS and PFHxS • Condition L2.5 – removal of reference to point 5 from condition • Condition L2.6 – removal of reference to point 5 from condition • Condition M2.2 – removal of point 5 from monitoring requirement tables • Condition M2.2 – addition of point 7 to PFOS, PFHxS and PFOA monitoring requirements table • Condition G2.1 – removal of reference to point 5 from condition

2.4.3 Other Requirements

This CEMP has been prepared in accordance with the Guidelines for the Preparation of Environmental Management Plans (DIPNR 2004) as demonstrated in Table 2-7.

Table 2-7 Guidelines for the Preparation of Environmental Management Plans Requirements

EMP Guideline Section		CEMP Section
Background	Introduction	
	Location	Section 1.1
	Construction activities	Section 1.2
	Timing and schedule	
	Project description	Section 1.2
	EMP context	Section 2.1 Section 2.2
	EMP objectives	Section 1.5
	Environmental policy	Section 1.4
Environmental Management	Environmental management structure and responsibility	Section 5
	Approval and licencing requirements	Section 2.4 Appendix A
	Reporting	Section 4.6
	Environmental training	Section 2.7
	Emergency contacts and responses	Table 2-11 Section 2.8
Implementation	Risk assessment	Section 3.1 Appendix B
	Environmental management activities and controls	Aspect specific CEMP sub-plans
	Environmental control plans or maps	Appendix C
	Environmental schedules	Environmental schedules (e.g. site inspection checklists, waste register, imported spoil tracking register) will be retained on the Project's document management system and/or included in aspect specific sub-plans where appropriate.
Monitor and review	Environmental monitoring	Section 4.1 Aspect specific CEMP sub-plans
	Environmental auditing	Section 4.3
	Corrective actions	Section 4.4

EMP Guideline Section		CEMP Section
	EMP review	Section 4.5

Compliance with relevant legislation and industry best practice is often achieved through the adherence to relevant guidelines and standards. Guidelines and standards used during the compilation of this CEMP and aspect specific CEMP sub-plans include but are not limited to those detailed within the obligations register (Appendix A). The most recent version of the applicable Australian Standard was used in the preparation of this CEMP and aspect specific CEMP sub-plans.

2.5 Roles and Environmental Responsibilities

2.5.1 CEMP Management Hierarchy

All Project personnel are responsible for the implementation of this CEMP and have the responsibility to stop works if there is potential for a safety or environmental incident to occur.

The interaction between the key organisations involved in environmental management is displayed in Figure 2-2.

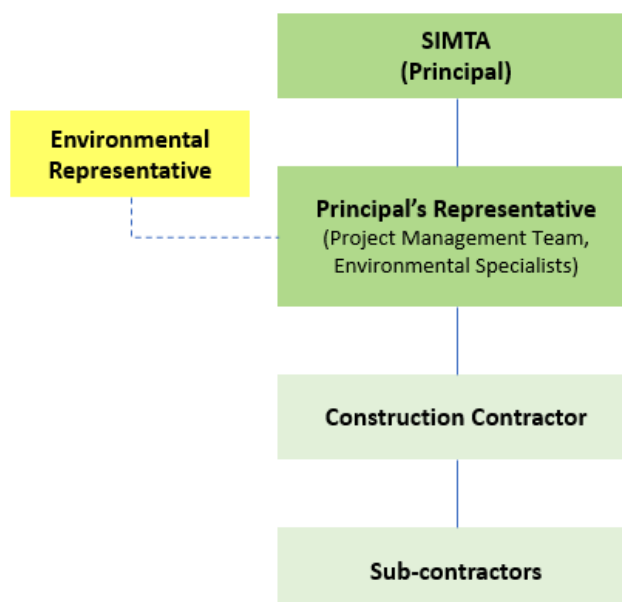


Figure 2-2 Organisational Chart

2.5.2 Principal's Representative and Community Engagement Consultant

For the purposes of this CEMP, the Principal's Representative is considered to consist of both the Project Management Team and a team of environmental specialists. The Principal's Representative is responsible for reviewing and assessing conformance and compliance of the Construction Contractor's works with the Project requirements.

Elton Consulting is the CEC for SIMTA and will act as the 'control tower' for all public communications; they will be the central contact to keep nearby residents informed of the progress of the development. General responsibilities of the Principal's Representative and the CEC are outlined within Table 2-8.

Table 2-8 Roles and Responsibilities of Principal's Representative and CEC

Role	Responsibility
SIMTA (Principal)	<ul style="list-style-type: none"> Provide advice and leadership on environmental management
Principal's Representative (Project Management Team and Environmental Specialists)	<ul style="list-style-type: none"> Manage and assist the contractors to meet their environmental responsibilities and minimise the potential for environmental incidents Review the CEMP and sub-plans for adequacy Review the Construction Contractor's environmental monitoring reports and compliance documentation to confirm that the CEMP and sub-plans are being implemented and remain adequate Issue a stop work direction immediately where an unacceptable environmental impact may occur Liaise with the DPIE and other relevant regulators as required
Community Engagement Consultant (CEC)	<ul style="list-style-type: none"> Manage the relevant enquiries and complaints in accordance with the CCS Working with contractors in the organisation and delivery of community notifications and/or information dissemination Reviewing contractor community relations materials, including notifications, letters, advertising, signs and factsheets Monitoring, responding to and triaging Project calls and emails from community stakeholders Working with Contractor's EM and Community Liaison Manager (CLM) on environmental complaints received from the public

2.5.3 Construction Contractor

The indicative roles and responsibilities of Project personnel are outlined below in Table 2-9. The Construction Contractor will provide roles and responsibilities to the Principal's Representative prior to the commencement of construction.

Table 2-9 Construction Contractor's Roles and Responsibilities

Role (or equivalent)	Key Responsibility
Contractor's Project Manager (Contractor's PM)	<ul style="list-style-type: none"> Oversee the implementation and maintenance of the CEMP Report to senior management and the Principal's Representative on the performance of the system and environmental breaches Take action to resolve environmental non-conformances, non-compliances and incidents Demonstrate that suppliers and sub-contractors are implementing Project environmental requirements Report environmental incidents to the Principal's Representative Authorise expenditure to implement environmental management requirements within limits of authority as defined in the Principal's Representatives Project requirements Coordinate Incident Cause Analysis Method (ICAM) investigations Review audit corrective actions and take action as necessary to ensure timely close out of issues Direct works to be performed in an environmentally responsible manner that reduces impacts or stop works if there is a risk of environmental harm

Role (or equivalent)	Key Responsibility
	<ul style="list-style-type: none"> Employ apprentices in trade roles wherever possible.
Contractor's Construction Manager (Contractor's CM)	<ul style="list-style-type: none"> Communicate with all personnel and sub-contractors regarding conformance with the CEMP and site-specific environmental issues/ Environmental Work Method Statements Identify resources and competencies required for implementation of the CEMP Organise and manage site plant, labour and temporary materials Coordinate the implementation and maintenance of site environmental controls and provide support for the Contractor's EM Report all environmental incidents in accordance with incident reporting protocol Participate ICAM investigations Take action to resolve non-conformances, non-compliances and incidents Manage and direct works in an environmentally responsible manner that reduces environmental impacts or stop works if there is a risk of environmental harm Manage and minimise water consumption, energy consumption, waste consumption and emission of greenhouse gases, wherever possible.
Contractor's Environmental Manager (Contractor's EM)	<ul style="list-style-type: none"> Assist and guide the respective workers to meet their environmental responsibilities and minimise the potential for environmental incidents Undertake regular environmental inspections including against implementation of management measures and environmental controls Report to the Contractor's CM on environmental issues Implement appropriate action to address any environmental incidents Investigate and report on identified non-conformances and non-compliances Identify and mitigate environmental risks and notify the Principals Representative of any required change Develop environmental components of site induction and ensure a register of attendance is maintained Present and participate in toolbox meetings Manage environmental document control, reporting, inductions and training Oversee site monitoring, inspections and internal audits Monitor and report on the environmental capability and performance of subcontractors Participate ICAM investigations Report environmental non-conformances, incidents and potential incidents to the Contractor's PM Cooperate and participate in audits and action results of any audit findings.
Site Supervisors	<ul style="list-style-type: none"> Effectively implement environmental controls on-site Present and participate in toolbox talks and meetings Report environmental non-conformances, incidents and potential incidents to the Contractor's EM and PM Manage and direct works in a manner that minimises potential for environmental impacts or stop works if there is a risk of environmental harm

Role (or equivalent)	Key Responsibility
Contractor's Community Liaison Manager (Contractor's CLM)	<ul style="list-style-type: none"> Implement the CCS Assist the CEC in the management of the relevant enquiries and complaints in accordance with the CCS Communicate results of complaint, audit report findings and incident investigations to the community and relevant stakeholders
All Personnel	<ul style="list-style-type: none"> Undertake work activities in a manner that minimises the potential for pollution of land, air, water, community amenity, and/or the generation of waste Take all feasible and reasonable steps to comply with the requirements of this CEMP Comply with lawful management directions to prevent environmental harm or enhance protection of site environmental values Stop works if there is a potential risk of material harm Promptly report to management on any non-conformances, perceived non-compliances, or environmental incidents Undergo induction and training in environmental awareness

2.5.4 Sub-Contractors

All sub-contractors are required to attend Project and / or site inductions where the requirements and obligations of the CEMP will be communicated.

In addition to project wide monitoring, sub-contractors will manage, monitor and report on their environmental performance in accordance with the requirements of this CEMP.

2.5.5 Environmental Representative

The primary role of the ER is to independently oversee compliance with the Development Consents. Works must not commence until an ER has been approved by the Planning Secretary and engaged by the Applicant. Reference CoC A33 (SSD 7709) and CoC B10 (SSD 10431).

2.5.5.1 Appointment of an ER

For MPW S2, the Planning Secretary's approval of an ER must be sought no later than one month before the commencement of works, or within another timeframe agreed with the Planning Secretary (CoC A34 (SSD 7709)). The proposed ER must be a suitably qualified and experienced person who was not involved in the preparation of the EIS, RtS and any other supporting information submitted as part of applications for either MPW or MPE, and is independent of the construction and design personnel for the project and those involved in delivery of it (CoC A35 (SSD 7709)).

Note: Should the requirements of the conditions of this consent be satisfied, an ER approved for MPE and MPW development may also be considered for approval for the development (CoC A35 (SSD 7709)).

The Applicant may engage more than one ER for the development, in which case the functions to be exercised by an ER under the terms of this approval may be carried out by any ER that is approved by the Planning Secretary for the purposes of the development (CoC A36 (SSD 7709)).

MPW Stage 3 works must not commence until the ER approved by the Planning Secretary under MPW Stage 2 (SSD 7709) consent has also been engaged by the Applicant to act as the ER in accordance with conditions of consent (CoC B10 (SSD 10431)).

The Applicant may appoint an additional person to act as the ER, where that person is endorsed by the ER and is suitably qualified and experienced person who was not involved in the preparation of the EIS, RtS and

any supporting information submitted as part of applications for either MPW or MPE, and is independent of the construction and design personnel for the project and those involved in delivery of it.

2.5.5.2 The Role of the ER

For the duration of the works until 6 months after the commencement of operation (or staged operation), or as agreed with the Planning Secretary, the approved ER must:

- Receive and respond to communication from the Planning Secretary in relation to the environmental performance of the development.
- Consider and inform the Planning Secretary on matters specified in the terms of this consent.
- Consider and recommend to the Applicant any improvements that may be made to work practices to avoid or minimise adverse impact to the environment and to the community.
- Review documents required under this consent and any other documents that are identified by the Planning Secretary, to ensure they are consistent with requirements in or under this consent and if so:
 - (i) make a written statement to this effect before submission of such documents to the Planning Secretary (if those documents are required to be approved by the Planning Secretary) or
 - (ii) make a written statement to this effect before the implementation of such documents (if those documents are required to be submitted to the Planning Secretary/ Department for information or are not required to be submitted to the Planning Secretary/ Department).
- Regularly monitor the implementation of the documents required under this consent to ensure implementation is being carried out in accordance with the document and the terms of this consent.
- As may be requested by the Planning Secretary, help plan, attend or undertake audits of the development commissioned by the Department including scoping audits, programming audits, briefings, and site visits, but not Independent Audits required under CoC C18 (SSD 7709) or under CoC C44 (SSD 10431).
- As may be requested by the Planning Secretary, assist the Department in the resolution of community complaint.
- Assess the impacts of minor ancillary facilities comprising lunch sheds, office sheds and portable toilet facilities as required by CoC A40 (SSD 7709) of this consent.
- Consider any minor amendments to be made to the CEMP or CEMP sub-plans that require updating, or amendments of an administrative nature, and are consistent with the conditions of this consent and the most recent version of the CEMP or CEMP sub-plan approved by the Planning Secretary, and if satisfied that such an amendment is necessary, approve the minor amendment.
- Prepare and submit to the Planning Secretary and other relevant regulatory agencies, for information, an Environmental Representative Monthly Report providing the information set out in the Department's Environmental Representative Protocol (2018) under the heading "Environmental Representative Monthly Reports." The Environmental Representative Monthly Report must be submitted within seven calendar days following the end of each month for the duration of the ER's engagement for the development, or as otherwise agreed with the Planning Secretary.
- Facilitate and assist the Planning Secretary in any audit of the ER's activities.

2.5.5.3 Provision of Documentation to the ER

The Applicant must provide all documentation requested by the ER in order for the ER to perform their functions specified in Section 2.5.5.2 (including preparation of the ER monthly report), as well as:

- The complaints register (to be provided on a monthly basis) and
- A copy of any assessment carried out by the Applicant of whether proposed work is consistent with the consent (which must be provided to the ER before the commencement of the subject work in accordance with CoC A37 and A38 (SSD 7709) and CoC B12 and B13 (SSD 10431).

2.6 Communication

Clear lines of communication throughout all levels and functions (e.g. management, staff and subcontracted service providers), as well as to key external stakeholders, is key to minimising environmental impacts and achieving continual improvements in environmental performance.

2.6.1 Internal Communications

The Contractor's Management Team⁴ and Principals Representative will meet at least fortnightly to discuss progress and any issues with environmental management or performance on-site, any amendments to plans that might be required or any new / changes to construction activities. Meeting minutes will be taken and maintained by the Construction Contractor.

Any changes to environmental management, personnel and practice on site will be communicated to Project personnel through the following internal communications:

- Management reports
- Site inspection reports
- Incident notification reports
- Noticeboards
- Site meetings
- Employee induction, training and toolbox sessions
- Briefings, notifications and alerts
- Project reports.

2.6.2 External Communications

A CCS (CoC A31 (SSD 7709) and CoC B8 (SSD 10431)) has been developed to facilitate communication between SIMTA and the key stakeholders, including regulators, Liverpool City Council and the community, during construction of the development. The CEC will act as the 'control tower' for all community communications. All community liaison must be undertaken in accordance with the CCS.

Media inquiries and external communications with DPIE, DAWE and the EPA are the responsibility of the Principal's Representative. Direct requests from the media to any personnel for information about the Project will be referred directly to the Principal's Representative.

External communication will also include regulatory consultation such as:

- ER meetings
- ER Compliance Reports
- Site Environmental Compliance reports
- Liaison and meetings with DPIE and DAWE
- Visitors induction and training.

2.6.2.1 Notification to Planning Department Prior to Development Stages

In accordance with CoC A46 (SSD 7709) DPIE must be notified of the date of commencement for each of the following phases of the Project at least 2 weeks before commencement of each phase:

- Any work
- Vegetation clearing required to conduct remediation
- Remediation
- Low impact works
- Construction.

⁴ The Contractor's Management Team includes, as a minimum the Contractor's PM, Contractor's CM, Contractor's EM and Site Supervisor.

In accordance with CoC B1 (SSD 10431) the Planning Secretary must be notified in writing of the dates of intended commencement of construction and operation at least 48 hours before those dates.

2.6.3 Complaints Management

Public complaints shall be logged with the Principal's Representative and are to be responded to in accordance with the CCS. Public complaints may be received via:

- Project email - simta@elton.com.au
- 24-hour project information line - 1800 986 465
- Postal address - PO Box 1488 Bondi Junction NSW 2022
- Project website - www.simta.com.au
- Face to face interactions with Project personnel.

Environmental management-related complaints will be recorded in a complaints register and forwarded onto the Contractor's EM by the Contractor's CLM and/or the Principal's Representative, in accordance with the CCS.

The complaints register will be forwarded to the ER on a monthly basis in accordance with CoC A38(a) (SSD 7709) and CoC B13(a) (SSD 10431). Records of complaints will be maintained in accordance with the CCS.

2.7 Environmental Training and Competence

2.7.1 Training

All Project personnel shall undergo general environmental awareness training and training relevant to their responsibilities under the CEMP. Records of Project environmental induction and other environmental training will be maintained and readily accessible.

2.7.1.1 Project Environmental Induction

All workers and sub-contractors accessing the Project site will receive a site-specific induction that includes details of environmental and compliance obligations. The Contractor's EM is responsible for developing the site-specific induction and maintaining a register of attendance at the project environmental induction including dates, names of people inducted and trainer details.

All employees (including sub-contractors) will receive induction/ training including, but not limited to, the following:

- Environmental Policy
- Requirements of the CEMP and sub-plans
- Individual authorities and responsibilities
- Site environmental rules and requirements
- Emergency procedure and response (e.g. spill clean-up)
- Location of environmentally sensitive areas and exclusion zones
- Communications and reporting incidents
- Environmental competency requirements for works
- Heritage considerations
- Potential consequences of departure from rules
- Legal obligations
- Waste management
- Conservation of on-site resources including water, materials, and energy
- Requirement to provide more than 2 weeks advanced notice prior to each of the construction phases detailed in Section 2.6.2.1.

Site personnel will be informed of their individual responsibility to be proactive and report any instances of environmental control measures not operating properly.

All visitors to the Project site must undergo a visitor's induction. All visitors must be accompanied by Project personnel at all times.

2.7.1.2 Pre-start and Toolbox Talks

Pre-starts will be held on a daily basis by the Site Supervisor and provide the Project personnel with any updates on environmental matters, including any key or recurring environmental issues. Any personnel undertaking works on site must attend a pre-start. The Pre-starts will include requirements of relevant Work Method Statement (WMS) and Environmental Control Maps (ECMs).

Toolbox talks will be undertaken in response to evolving issues on the ground, particularly in response to environmental incidents, non-conformance or non-compliance issues or any changes to the CEMP and environmental management procedures.

Attendance at toolbox talks is mandatory for site personnel and sub-contractors. Specific environmental issues that may be addressed in toolbox talks include:

- Community awareness
- Working with potentially contaminated soils
- Waste management
- Soil and water management practices
- Unexpected finds (heritage, contamination, flora and fauna)
- Noise minimisation for staff working out of hours
- Incident management, and environmental emergency mock training
- Any other subjects listed in environmental management plans.

2.7.1.3 Recommended Environmental Training

A summary of proposed awareness training by environmental aspect is provided in Table 2-10. The training shall be scheduled to reflect works / activities in the construction program and/or as deemed required by the Contractor's EM from time to time, to address specific occurrences or changes.

The Contractor's EM is responsible for maintaining a register of environmental training carried out, including dates, names of people trained and details of the training and trainer.

Table 2-10 Indicative Awareness Training by Environmental Aspect

Aspect	Training Inclusion	Personnel Required	Timing / Frequency / Means
Emergency spill response	<ul style="list-style-type: none"> • Use and location of spill kits • Spill control • Emergency response procedures • Spill response drill • Identification of hydraulic hose fatigue. 	Construction personnel	Project induction Project toolbox talks Construction Contractor to provide relevant training
Erosion and sediment control	<ul style="list-style-type: none"> • Types of erosion and sediment controls • Implementation of erosion and sediment controls on site • Development of ESCPs. 	Construction personnel	Project induction Project toolbox talks Contractor to provide relevant training

Aspect	Training Inclusion	Personnel Required	Timing / Frequency / Means
Heritage awareness	<ul style="list-style-type: none"> Stop works and reporting protocols for discovery of heritage and archaeological items. 	Construction personnel	Project induction Project toolbox talks Protocol posted on message boards
Contamination awareness	<ul style="list-style-type: none"> Contamination status of site Stop works protocols for unexpected contamination (e.g. hydrocarbons and asbestos) Acid Sulphate Soils 	Construction personnel	Project induction Project toolbox talks Protocol distributed to workers and posted on message boards
Environmental legal obligations	<ul style="list-style-type: none"> POEO Act and other project requirements Applicable fines and prosecutions. 	Construction personnel	Project induction Project toolbox talks
Waste Management	<ul style="list-style-type: none"> Opportunities to minimise waste Waste disposal requirements and minimisation of litter 	Construction personnel	Project induction Project toolbox talks
Community / stakeholder awareness	<ul style="list-style-type: none"> Adjacent community and Project involvement Relevant Project stakeholders Accepted behaviours Approved hours of work. 	Construction personnel	Project induction Project toolbox talks
Biodiversity	<ul style="list-style-type: none"> 'No go' areas and exclusion areas ECMs Wildlife status of project and surrounds Stop work and reporting protocols for injured wildlife Measures to stop feral animals coming to site. 	Construction personnel	Project induction Project toolbox talks
Noise and vibration	<ul style="list-style-type: none"> Work hours Management measures to reduce noise and vibration from construction activities EPL requirements POEO Act and other project requirements. 	Construction personnel	Project induction Project toolbox talks

The Contractor's EM is responsible for identifying additional environmental training requirements in response to changes in the Project environmental management documentation, site conditions or review of the CEMP.

2.7.2 Worker Competency

The Contractor's CM is responsible for identifying the competency needs for the Project and allocating resources for training. Some key competency environmental standards for the Project include:

- Specific hazardous liquid / hazardous waste removal licence
- Vegetation removal and fauna relocation
- Traffic management qualifications

- Asbestos awareness (removal)
- Erosion and sediment control including Volume 1 of Managing Urban Stormwater: Soils and Construction ('Blue Book') (Landcom 2004)
- Air quality, noise and vibration and water quality monitoring
- ICAM.

Records of licences, training and verification of competencies will be documented in a training register and maintained on the Project site.

Evidence of training and competency is to be provided prior to commencement of works by site personnel and contractors, applicable to the tasks to be undertaken.

2.8 Emergency Preparedness and Response

An ERP has been prepared in accordance with CoC B194 (SSD 7709) and B23 (SSD 10431), and is consistent with the Pollution Incident Response Management Plan (PIRMP), required under the EPL (Licence Number 21054) for the Project. The Construction Contractor must operate in accordance with the ERP and PIRMP. The ERP addresses the planning and preparation for emergency scenarios and detailed emergency procedure for, but not limited to, the following:

- Bushfire
- Flooding.

An environmental emergency is any event that causes or has the potential to cause material harm to the environment.

Each Construction Contractor must nominate a Site Emergency Contact and an alternate contact that will be available 24-hours a day, seven days a week (refer to ERP and PIRMP). The Site Emergency Contact has the authority to stop and direct works. Refer to the site notice board for the current site emergency contacts.

A 24-hour SIMTA Hotline number (1800 986 465) is maintained for the Project to enable reporting of any emergency conditions.

Emergency contact details are included in Table 2-11.

Table 2-11 Emergency Contact Details

Contact Name	Telephone Number	Address
Ambulance	000	N/A
Fire Brigade	000	N/A
Police	000	N/A
NSW EPA Pollution Hotline	131 555 or (02) 9995 5555 (if calling from outside NSW).	N/A
Ministry of Health	9391 9000	N/A
SafeWork NSW	13 10 50	N/A
Liverpool City Council	Customer Contact Centre for NSW residents: 1300 36 2170 Calling from interstate: (02) 9821 9222 National Relay Service (NRS) for hearing and speech impaired customers: 133 677	Ground Floor, 33 Moore St, Liverpool NSW 2170
Rural Fire Service	9603 7077	Cnr Alderney St and Townson Ave, Minto 2566

Contact Name	Telephone Number	Address
Liverpool Hospital	8738 3000	Corner of Elizabeth and Goulburn Streets, Liverpool, NSW 2170
SIMTA Hotline number	1800 986 465	N/A

2.8.1 Incident Classification and Notification

An environmental incident is defined within the CoC as ‘an occurrence or a set of circumstances that causes or threatens to cause material harm’. Environmental incidents include pollution incidents and environmental emergencies and may arise from natural (e.g. storm, wind or bushfire) or human factors. Note that non-conformances and non-compliances are addressed separately in Section 4.4.

A pollution incident is an incident or set of circumstances during or as a consequence of, which there is or is likely to be a leak, spill or other escape or deposit of a substance, as a result of which pollution has occurred, is occurring or is likely to occur. It includes an incident or set of circumstances in which a substance has been placed or disposed of on premises. It does not include an incident or set of circumstances involving only the emission of any noise (POEO Act).

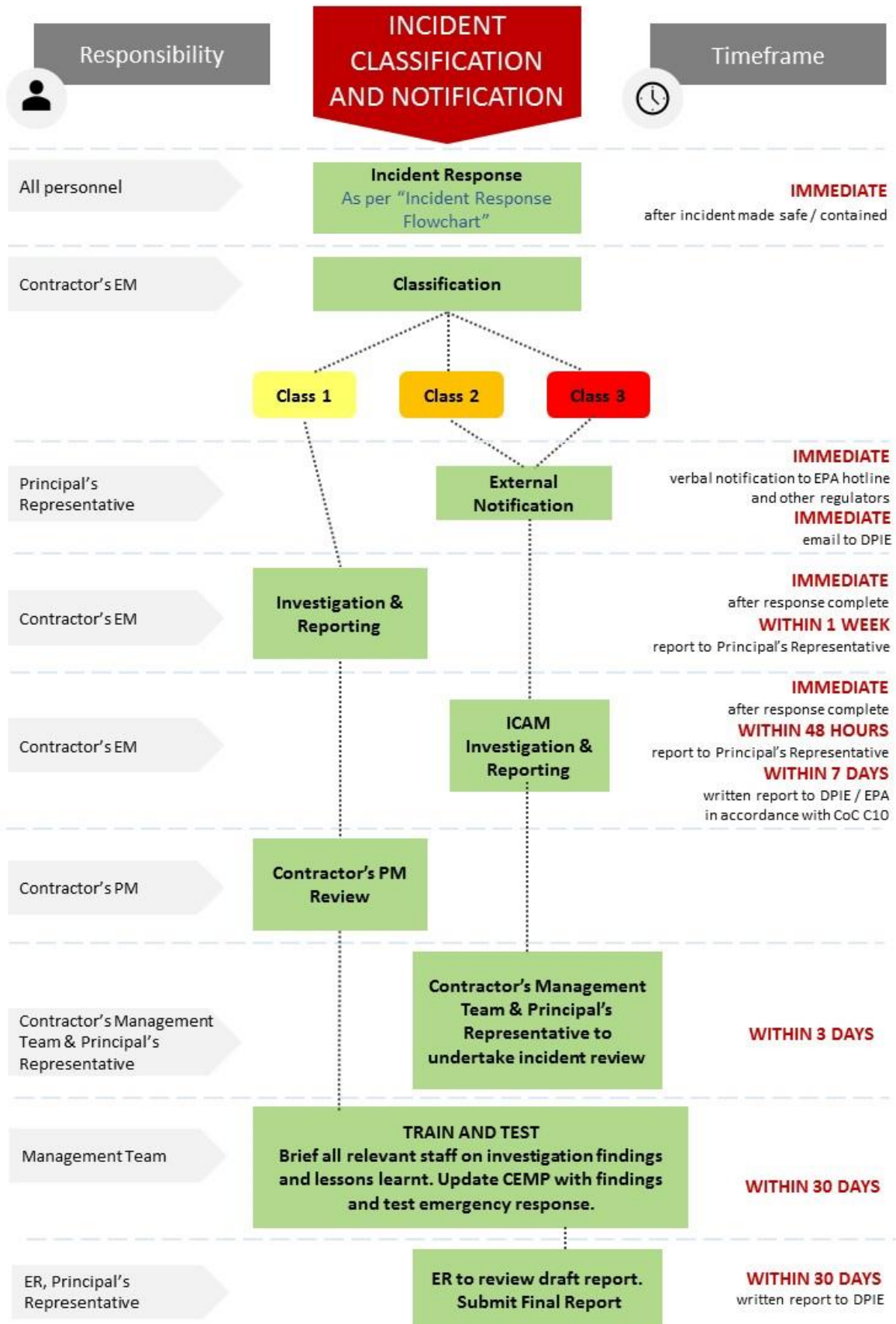


Figure 2-3 Environmental Incident Classification and Notification

Additional clarifications on the environmental incident classification and notification process for the Construction Contractor are as follows:

- Incidents will be classified into one of three classes as per Table 2-12. The Contractor's EM is responsible for the classification of incidents in consultation with the Principal's Representative
- For actual or potential Class 2 and 3 environmental incidents the Contractor's EM will immediately inform the Principal's Representative
- An ICAM certified person must complete a detailed ICAM investigation for actual or potential Class 2 and 3 environmental incidents
- Designated personnel to implement corrective and preventative actions.

Table 2-12 Environmental Incident Classification

	Class One	Class Two (including potential)	Class Three (including potential)
Direct costs including clean up	Up to \$10,000	\$10,000 to \$100,000	More than \$100,000
Impact	<p>Potential or actual material harm such as:</p> <ul style="list-style-type: none"> Pollution or degradation which has low severity impacts on the community and/or environment in the short-term (<1 month duration) and is fully reversible with no residual impacts Harming a protected animal that is not vulnerable or threatened. Discarding a lit cigarette 	<p>Material harm such as:</p> <ul style="list-style-type: none"> Pollution or degradation which has moderate severity impacts on the community and/or environment (1-3 months duration) but is fully reversible with no residual impacts Harming an animal that is (or is part of) a vulnerable species or vulnerable ecological community Picking a plant that is (or is part of) a vulnerable species or vulnerable ecological community Discarding a lit cigarette during a total fire ban 	<p>Material harm such as:</p> <ul style="list-style-type: none"> Pollution or degradation which has high severity impacts on the community and/or environment and may have irreversible residual impacts Harming an animal that is (or is part of) a threatened species or threatened ecological community (other than a vulnerable species or community) (S2.1) Picking a plant that is (or is part of) a threatened species or threatened ecological community (other than a vulnerable species or community) Damaging a declared area of outstanding biodiversity value Knowingly damaging any habitat of a threatened species or threatened ecological community Contravention of a stop work order. Permitting a fire to escape causing injury or damage to person, land or property of the Crown or a public authority.

2.8.2 Incident Response

All environmental incidents will be managed in accordance with the flowchart shown in Figure 2-4.

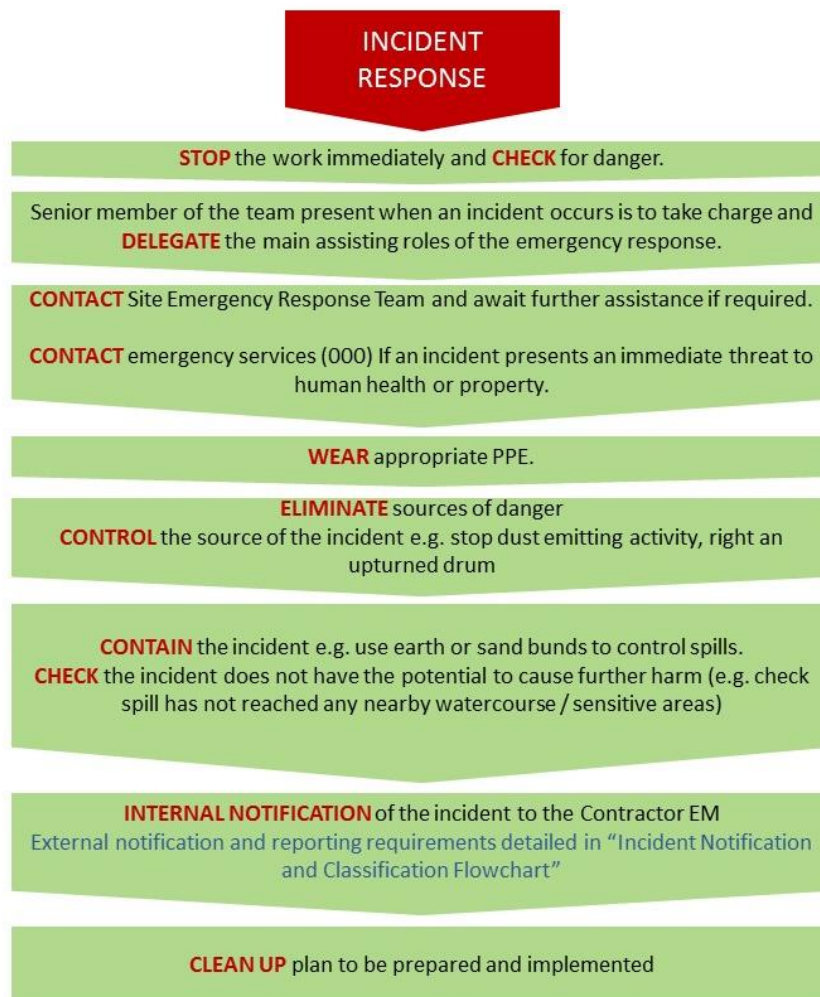


Figure 2-4 Environmental Incident Response Flowchart

2.8.3 External Notification

All environmental incidents are to be reported and managed in accordance with Qube's Incident Reporting and Management procedure (SHEMS-QM-13-PR-0126) and in accordance with the ERP and PIRMP. Environmental incidents will be classified and notified in accordance with Figure 2-3.

2.8.3.1 Environmental Protection Authority

In accordance with the POEO Act, the Principal's Representative Project Management Team will immediately notify the EPA of all actual or potential Class 2 and Class 3 incidents via the EPA Environment Line (131 555).

The notification to the EPA will need to include information on:

- The time, date, nature, duration and location of the incident
- The location of the place where pollution is occurring or is likely to occur
- The nature, the estimated quantity or volume and the concentration of any pollutants involved
- The circumstances in which the incident occurred (including the cause of the incident, if known)
- The action taken or proposed to be taken to deal with the incident and any resulting pollution or threatened pollution

- Other information prescribed by the regulations.

In addition to notifying the EPA of pollution incidents, the Principal's Representative Project Management Team will also immediately notify other relevant regulatory authorities as outlined below:

- The Ministry of Health (via the local Public Health Unit – 02 9391 9000)
- The WorkCover Authority – 13 10 50
- Liverpool City Council – 1300 36 2170
- Campbelltown City Council – 02 4645 4000
- Fire and Rescue NSW – 000.

These authorities must be notified for all notifiable pollution incidents under Section 148 of the POEO Act 1997. Further information in relation to the incident must be provided immediately if it becomes available after the initial notification.

2.8.3.2 DPIE

DPIE will be notified in writing (compliance@planning.nsw.gov.au) immediately upon the Applicant becoming aware of an incident that causes or threatens to cause material harm (as defined by the Development Consent), in accordance with CoC C10 (SSD 7709) and CoC A40 (SSD 10431).

A written incident notification must be provided to the Secretary within seven days of the date on which the incident occurred.

Incident notification requirements, in accordance with CoC C10 (SSD 7709 and Appendix 3) and CoC A40 (SSD 10431 and Appendix 3) must:

a. Identify the development and application number

- Provide details of the incident (date, time, location, a brief description of what occurred and why it is classified as an incident)
- Identify how the incident was detected
- Identify when the Applicant became aware of the incident
- Identify any actual or potential non-compliance with conditions of consent
- Describe what immediate steps were taken in relation to the incident
- Identify further action(s) that will be taken in relation to the incident and
- Identify a project contact for further communication regarding the incident.

Within 30 days of the date on which the incident occurred or as otherwise agreed by the Planning Secretary, an incident report must be submitted to the Planning Secretary and must include:

a. A summary of the incident

- The outcomes of an incident investigation, including identification of the cause/s of the incident
- Details of the corrective and preventative actions that have been, or will be, implemented to address the incident and prevent recurrence
- Details of any communication with other stakeholders regarding the incident.

All external notification of environmental incidents will be undertaken by the Principal's Representative Project Management Team

Records of contact with and details of the information provided to external authorities must be maintained in the project records. Any contact with the regulatory authorities will be logged using Aconex and managed via Qube's incident management system.

2.8.3.3 DAWE

Environmental incidents relating to the EPBC Act must be notified to the Secretary of the DAWE within seven days of the event.

These types of incidents may include, but are not limited to, the death or injury to the following:

- Migratory bird species
- Listed marine species
- Threatened species or listed ecological community (includes taking of listed plants and animals).

2.8.4 Incident Review

Actual and potential Class 1 incidents will be reviewed by the Contractor's EM and notified to the Principal's Representative.

Actual or potential Class 2 or 3 incidents will be reviewed by the Contractor's Management Team and the Principal's Representative.

Actual or potential Class 2 or 3 incidents will be reviewed by the Contractor's EM who will immediately notify the Principal's Representative. The Principal's Representative will undertake external notification as required.

Within three days of a potential or actual Class 2 or 3 incident, the Contractor's EM will convene a briefing with the Contractor's Management Team and Principal's Representative to provide an update on the incident investigation.

The following information relating to the incident investigation shall be documented:

- The condition of the environment and the status of any rectification or remediation works
- The completed ICAM report, including appropriate causal analysis and corrective actions
- Program for the implementation of the corrective actions and any maintenance activities
- Incorporation of any requirements of regulatory agencies as a result of external notification
- Any other relevant information.

Any written requirements of the Secretary (or relevant public authority) that may be given to address the cause or impact of an incident will be complied with.

The Contractor's EM will provide the Principal's Representative evidence to show the recommendations from the ICAM have been implemented.

3 IMPLEMENTATION

This section addresses the key risks associated with the Project and the environmental controls established to manage them.

3.1 Aspects, Impacts and Risk Management

Project-wide environmental aspects, impacts and opportunities have been identified and assessed in accordance with the risk assessment as presented in the MPW Stage 2 EIS and MPW Stage 3 EIS.

The range of activities to be undertaken under the MPW Stage 3 consent will not vary from those undertaken in respect of the MPW Stage 2 consent, the aspects of the project will therefore remain consistent between MPW Stage 2 and MPW Stage 3. The nature, scale and extent of likely impacts associated with MPW Stage 3 will not change from those considered in respect of MPW Stage 2. The aspects and impacts register has not required a change with the inclusion of the MPW Stage 3 development.

The key environmental aspects and impacts for the Project, as identified in the MPW Stage 2 EIS, include:

- Construction traffic impacts on local roads surrounding construction worksites
- Noise and vibration impacts on surrounding residents and businesses
- Diminishing air quality through construction vehicle emissions and dust generation
- Loss of biodiversity
- Pollution of adjacent waterways from water discharge and/or spills from worksites
- Adverse flood impacts and increases in stormwater discharge
- Erosion and sedimentation due to ground disturbance, temporary stockpiling and construction of internal roads and structures
- Discovery of unidentified contaminated soils
- Visual impacts of temporary construction worksites on surrounding residences and businesses
- Discovery of unidentified Aboriginal or non-Aboriginal heritage.

3.1.1 Aspects and Impacts Assessment

A risk workshop was undertaken with the Project Management Team and a team of environmental specialists to identify the aspects and impacts, the relevant risk ranking, control measures and residual risk ranking. The resulting Aspects and Impacts Register (Appendix B) has been reviewed, and where appropriate updated, by the ER, Project Management Team and environmental specialists.

The Aspects and Impacts Register identifies the actual or potential environmental impact and provides a reference to relevant management documentation within the CEMP where control measures can be found.

A risk assessment has been conducted on each environmental impact, in accordance with Figure 3-1.

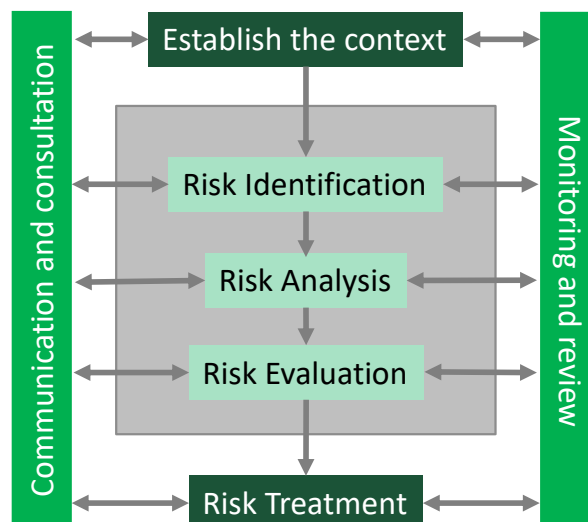


Figure 3-1 Risk Assessment Process

Environmental impacts will be controlled to a degree which is commensurate with the level of risk, with greater emphasis on managing impacts with 'moderate' and 'high' risks.

The control measures to address these issues are also documented in the Aspects and Impacts Register (Appendix B) and within the aspect specific CEMP sub-plan.

The Aspects and Impacts Register will be updated on an annual basis with the review of the CEMP or where additional aspects, impacts or opportunities are identified during construction of the Project and specific site conditions are encountered and documented.

3.2 Environmental Management Activities and Controls

Environmental management measures to be implemented during construction of the Project to ensure compliance with relevant statutory requirements, limits, performance measures and criteria are documented in the aspect specific CEMP sub-plans. Other measures to manage environmental impacts include ECMs, environmental hold points, WMS and environmental forms.

3.2.1 Environmental Control Maps

The key environmental constraints for the Project are identified in the sub-plans and captured spatially in Environmental Control Maps (ECMs) (refer to Appendix C). The ECMs would be updated and included in the CEMP prior to the commencement of construction of the MPW Stage 3. Key environmental constraints include:

- Project boundaries
- Heritage (European and Indigenous)
- Endangered ecological communities, threatened flora and fauna species and habitat vegetation
- Sensitive receivers (e.g. watercourses)
- Weeds
- Location of site offices.
- Riparian corridor

The ECMs must be available in hard copy format in the Construction Contractor's site office. The content of the ECMs must be included in the site induction and covered in pre-starts prior to works adjacent to identified environmental values, including the riparian corridor.

3.2.2 Hold Points

The ability to proceed with works requires process steps, relevant to site environmental values, to be followed. These process steps are included within the CEMP sub-plans and must be complied with and are represented in Table 3-1.

Table 3-1 Summary of Process

Item	Activity	Process	Plan Reference
Traffic	Road works	Approved road occupancy licence	CTAMP – 3.3.1.3 Appendix E – CTAMP
Dewatering	Dewatering / pumping water off the site	Verification that water quality criteria set-out in the CSWMP have been met	CSWMP – 2.1.1 Appendix F - CSWMP
Sediment and erosion control measures	Commencement of ground disturbing activities in the new works area	Progressive Erosion and Sediment Control drawings have been developed, reviewed, and approved	CSWMP – 2.1.1 Appendix F – CSWMP

Item	Activity	Process	Plan Reference
Site clearing / vegetation removal	Commencement of site clearing or vegetation removal in new works area	Pre-clearing requirements as outlined in the CFFMP have been undertaken and verified.	CFFMP – Appendix B Appendix K – CFFMP
Unexpected finds including threatened species, heritage item and contamination.	Recommencement of works in the affected area	Refer to aspect specific sub-plan	CEMP – Appendix D Unexpected Finds Protocol LTEMP
Dangerous goods	Transport of Dangerous Goods	Verification that transport vehicles meet the requirements	CTAMP – 2.1.1 Appendix E – CTAMP
Dangerous goods	Storage of Dangerous Goods ⁵	Verification that bunded storage is provided and that offset distances are maintained for the storage area Prior to the commencement of construction the preconstruction studies detailed in CoC B176B are to be undertaken and complied with for the special goods store on the JN Warehouse to which the Preliminary Hazard Assessment applies.	SEPP 33
Controlled / hazardous waste	Transport of controlled/ hazardous waste from the site	Verification that the waste has been classified in accordance with the guidelines, transport licensing in place and landfill can lawfully receive the waste	LTEMP Appendix O - CDWMP
Spoil transport	Removal of spoil from site	Verification that the spoil has been classified and the disposal location can lawfully receive the waste. Obtain Approved Form Under Section 143 of the POEO Act from location owner if not a NSW EPA licensed facility)	LTEMP Appendix O - CDWMP
Spoil transport	Import of spoil to site	Waste classification of imported spoil as either ENM, VENM, or other material approved by the EPA prior to spoil entering the site. Visual check and confirmation Supply Approved Form Under Section 143 of the POEO Act from QUBE to spoil owner and transporter	CEMP – Appendix D Unexpected Finds Protocol Fill Importation Management Protocol - Appendix F of CTAMP (Appendix E of this CEMP Appendix O – CDWMP *Prior to the commencement of fill importation for MPW S3, a Fill Importation Management Plan will be prepared in accordance with CoC A16

⁵ The total quantities of dangerous goods present at any time during construction and transport movements to and from the Project will be kept below the screening threshold quantities and movements listed in the Department's Hazardous and Offensive Development Guidelines Applying SEPP 33 (January 2011).

3.2.3 Work Method Statements

WMSs will be prepared by the Construction Contractor to manage and control activities that have the potential to impact on the community, safety or environment where relevant prior to the commencement of relevant construction activities.

3.2.4 Environmental Forms

Each Construction Contractor is required to prepare their own environmental monitoring or management forms and checklists, relevant to their works. Where forms or checklists have been included within this CEMP or sub-plans, these are indicative and can be replaced with contractor specific-forms. The relevant Construction Contractor must provide environmental and sustainability forms, registers and/or checklists to the Principal's Representative for review prior to commencement of works. The Construction Contractor specific forms, registers and/or checklists must include the relevant minimum specific content within.

At a minimum, the following are to be developed:

- Project induction and training register / records
- Weekly environmental inspection
- Water discharge permit
- Noise and vibration monitoring form
- Air quality monitoring form
- Water quality monitoring form
- Waste tracking spreadsheet
- Pre-clearing checklist
- Energy consumption register
- Water consumption register
- Materials register (including material specifications)
- Clearing permit
- Corrective actions register
- Incident register
- Complaints form.

4 MONITOR AND REVIEW

4.1 Environmental Monitoring

Environmental monitoring will be undertaken to assist in the management of the following:

- Construction of the Project in accordance with environmental approvals
- Compliance with all relevant legislative requirements
- The minimisation of potential environmental incidents
- Effectiveness of environmental controls
- Implementation of this CEMP.

Monitoring requirements under the Development Consent are included in the relevant sub-plans. Where relevant, the sub-plan will provide detail on the following:

- Responsibility for monitoring
- Relevant standards applicable to the monitoring
- Monitoring technique
- Monitoring location and installation requirements
- Frequency of monitoring
- Sample collection requirements, including chain of custody
- Calibration and maintenance requirements of equipment
- Data management, review and distribution.

4.2 Observations and Inspections

4.2.1 Daily Observations

A daily pre-start on plant and equipment will be undertaken and any leaks, fauna relocation or excessive emissions reported to the Contractor's EM.

Site environmental controls will be inspected daily by the Contractor's EM or their delegate. Each work team must inspect the environmental controls as relevant to their work area.

4.2.2 Inspections

Table 4-1 provides a summary of the minimum inspections that will be undertaken for the Project.

Table 4-1 Inspection Summary

Inspection Type	Frequency	Focus	Responsibility	Record
Environment site inspection	Weekly	Relevant social and environmental aspects related to works period	Contractor's EM	Inspection log / report
Rainfall and pre-shutdown inspection	Detailed within CSWMP	Erosion and sediment controls	Contractor's EM	Inspection log / report
ER Inspection	Fortnightly	Compliance with CoC	ER	ER Report

ER inspections are expected to be undertaken fortnightly. The frequency of inspections will be determined based on the nature of current / upcoming works and the location of works (e.g. proximity to environmentally sensitive areas).

The weekly environment inspections, undertaken by the Construction Contractor, will cover the environmental aspects of the Project which are relevant to the stage of works being undertaken. The purpose of these inspections is to:

- Determine compliance with CoC
- Determine conformance with management measures detailed within sub-plans
- Review the performance and effectiveness of environmental controls
- Identify non-conformance to expected performance levels or implementation of controls expected under this CEMP and the respective sub-plans
- Document observations and track performance.

The Construction Contractor will develop and use an environment inspection checklist to document performance and identify potential issues on site. Any corrective actions undertaken are required to be documented, in accordance with the requirements described in Section 4.4.

Weekly inspection checklists will be forwarded to the Principal's Representative upon request.

4.3 Environmental Auditing

Auditing will be undertaken in accordance with ISO19011:2014 – Guidelines for Quality and/or Environmental Management Systems Auditing by an ISO14001 accredited lead auditor.

The results of the audits will be communicated to the Project site team during the audit close out meeting and an audit report will be issued to management for action and to inform the CEMP review (refer to Section 4.4). A follow up/close out verification inspection and meeting will occur within one month of the issue of the audit report.

Corrective action requests can be issued as part of the audit process as outlined in Section 4.4.

4.3.1 External Audits

External environmental audits of MW Stage 2 and MPW Stage 3 will be undertaken by an independent environmental auditor and will focus on determining compliance and conformance with the CEMP, CoC, CoA, FCMM, RMMM and REMM requirements.

The independent auditor will provide a draft of the Independent Audit Report to SIMTA and the Principal's Representative for review before finalisation. The Principal's Representative will submit the response to the independent audit findings to DPIE. The audit report will be publicly available on the Project website within 60 days of submission to DPIE, who will be notified at least seven days before the report is made public.

Within three months of commencing the nominated audit, a copy of the audit report will be submitted to DPIE and any other NSW agency that requests it. In addition, a response to the audit recommendations and proposed timetable to implement the recommendations will be submitted to DPIE.

4.3.1.1 Independent Environmental Audits - MPW S2

For MPW S2 (SSD 7709) independent environmental audits will be undertaken in accordance with the Independent Audit Program (Wolfpeak, December 2019) prepared in accordance with the Independent Audit Post Approval Requirements (Department 2018) – refer CoC C16, C17 and CoC C18.

An independent environmental audit was completed by an independent environmental auditor within 20 weeks of the commencement of construction. Annual independent audits will be conducted annually thereafter in accordance with the Independent Audit Program.

4.3.1.2 Independent Environmental Audits - MPW S3

For MPW S3 (SSD 10431) independent environmental audits will be undertaken in accordance with the Independent Audit Post Approval Requirements (Department 2020) – refer CoC C42 and C44.

Independent environmental auditing will be undertaken by an independent environmental auditor within 12 weeks of the commencement of construction and every 26 weeks thereafter in accordance with the Independent Audit Post Approval Requirements (May 2020).

An independent audit will also be conducted prior to the commencement of importing or placement of fill. This audit will be conducted by a suitably qualified independent person approved by the DPIE in accordance with MPW Stage 3 CoC A15.

4.3.2 Internal Audits

The first internal audit of the Construction Contractor will be undertaken by the Principal's Representative within six months of the initial independent audit.

Internal audits will be undertaken annually thereafter on a rolling schedule. The audit scope will be determined by the auditor based on current site activities.

4.4 Non-conformance, Non-compliance and Actions

4.4.1 Non-conformances

Non-conformances are observations or actions that are not in accordance with the CEMP and the aspect specific sub-plan. These are not recorded as non-compliances as there may be activity-specific justification for a change in implementation of the requirements of the management plan.

Where a non-conformance is also considered to represent a possible non-compliance, it is to be recorded as a potential non-compliance. Depending upon the nature of the non-conformance, the non-conformance may require reporting to the DPIE as an incident - CoC C10 (SSD 7709) and CoC A40 (SSD 10431).

It is the responsibility of all personnel to report non-conformances to their Site Supervisor and / or the Contractor's EM. The Contractor's EM will investigate non-conformances, log corrective actions, and delegate responsibility for corrective actions within assigned timeframes.

Non-conformances with the implementation of the CEMP and sub-plans shall be investigated to determine the root cause and any corrective and/or preventative actions arising. This will be reported to the Principal's Representative in a Non-Conformance Report and any corrective and/or preventative actions will be recorded within the Project Corrective Actions Register to be developed by the Construction Contractor and handled in accordance with the Environmental Management System – Corrective and Preventative Action [SHEMS-QM-04-PR-0022].

4.4.2 Non-compliances

A non-compliance as defined in MPW S2 SSD 7709 and MPW S3 SSD 10431 is "*an occurrence, set of circumstances, or development that is a breach of this consent*". An incident may or may not cause a non-compliance, however, if reported as an incident it does not require reporting as a non-compliance. Non-compliances may also arise where an occurrence, set of circumstances or development is considered to be in non-accordance with the EPBC Act Approval (EPBC 2011/6086) CoA, REMM, FCMM or RMMM. Incident response, classification and notification requirements are outlined in Section 2.8.

Potential non-compliances with the CoC can be identified by anyone and are to be reported to the Contractor's EM as a potential non-compliance. Whether the occurrence, set of circumstances, or development requires to be notified to the DPIE as a non-compliance is the responsibility of the project management team.

Non-compliance with the CoC shall be investigated to determine the root cause and any corrective and/or preventative actions arising. This will be reported to the Principal's Representative in a Non-Compliance Report (NCR) and any corrective and/or preventative actions will be recorded within the Project Corrective Actions Register to be developed by the Construction Contractor and handled in accordance with the Environmental Management System – Corrective and Preventative Action [SHEMS-QM-04-PR-0022]. Non-compliances shall be recorded and addressed through Aconex.

DPIE will be notified in writing to compliance@planning.nsw.gov.au within seven days after the Project becomes aware of any non-compliance - CoC C11 and C12 (SSD 7709) and CoC A42 and A43 (SSD 10431). The notification must identify the development and the application number for it, set out the condition of consent that the development is non-compliant with, the way in which it does not comply, the reasons for

the non-compliance (if known), and what actions have been, or will be, undertaken to address the non-compliance.

Documentary evidence providing proof of the date of publication and non-compliance with any of the CoA must be provided to DAWE at the same time as the compliance report is published.

Appendix A1 (Legislation Register) and Appendix A2 (Permits and Licences) provide further detail on notification requirements related to failures to comply with statutory requirements.

4.4.3 Corrective and Preventative Actions Register

Corrective and preventative actions will be logged into a register which will be used to verify the close out of an NCR. Additionally, the register will also be used to identify opportunities for improvement.

The nominated timeframes to resolve corrective actions are detailed in Table 4-2.

Table 4-2 Corrective Actions Timeframe for Resolution

Risk Ranking	Timeframe
1	Action needs to be commenced immediately to resolve the issue
2	Action needs to be resolved within 1 week
3	Action needs to be resolved within 1 month

Trends relating to environmental incidents, non-compliance or non-conformance findings will be reviewed at the Construction Contractor's Management Team meetings to identify any recurring or systemic issues that are indicative of the need to take preventative action.

4.5 Management Review

The Contractor's Management Team and Principal's Representative will annually review the adequacy of the environmental controls and procedures within the CEMP as well as the effectiveness of their implementation to determine whether they are still applicable to the activities being carried out on site.

Other triggers for revision where necessary include:

- An incident (as defined by the conditions of consent)
- Any non-compliance with the conditions of consent or other legal requirement
- Any non-compliance with any other environmental requirements
- Audit findings (internal, external and/or independent)
- Project modifications approved by the consent or approval authority
- Changes the legislative requirements.

The management review will be minuted. Changes to the plan will be made by the Principal's Representative and submitted for approval as per Section 1.2.4.

4.6 Environmental Reporting

Reporting requirements for the project include but are not limited to:

- Incident reports
- ER monthly reports
- NCR
- Compliance reports
- Inspection reports
- Internal and external audit reports
- Independent audit report responses.

4.6.1 Compliance Reporting

4.6.1.1 MPW S2

In accordance with CoC C14 (SSD 7709), a Construction Compliance Monitoring and Reporting Program (CMRP) was submitted to the Planning Secretary no later than six weeks prior to the notified commencement of construction. The CMRP was developed in accordance with the Compliance Reporting Post Approval Requirements (CRPAR, Department 2018). Compliance reports will be developed in accordance with CRPAR by the Principal's Representative who will submit reporting of compliance status to the Planning Secretary, periodically, including but not limited to:

- Pre-Construction Compliance Report submitted to DPIE prior to the commencement of construction
- Construction Compliance Reports at intervals no greater than 26 weeks from the commencement of construction i.e. 6 monthly.

The Principal's Representative will compile and review the compliance issues identified in the Construction Contractor's and ER environment reporting. The compliance issues will be submitted via the compliance report to the Secretary. Each Compliance Report will be publicly available no later than 60 days after submitting it to the Department and the Department and the Certifying Authority will be notified in writing at least seven days before this is done.

4.6.1.2 MPW S3

In accordance with CoC A47 (SSD 10431) compliance reports must be carried out as per the Compliance Reporting Post Approval Requirements (2020).

The Compliance Reporting Post Approval Requirements (2020) do not require Construction Compliance Reports to be completed.

A Post-decommissioning Compliance Report will be required following the decommissioning of the Stage 3 Works Compound.

There is no scope for operations under MPW Stage 3, hence, Operation Compliance Reporting will not be conducted. Note that in accordance with Section 2.1 of the CRPAR 2020, if a development does not have an operation phase, the minimum frequency required for compliance reporting is that which applies in respect of the project (i.e. care and maintenance). Table 1 stipulates a minimum frequency of every 52 weeks.

APPENDIX A – COMPLIANCE AND OBLIGATIONS REGISTERS
APPENDIX A1: LEGISLATION REGISTER

APPENDIX A2: PERMITS AND LICENCES

APPENDIX A3: STANDARDS AND GUIDELINES

Compliance with relevant legislation and industry best practice is often achieved through the adherence to relevant guidelines and standards. Guidelines and standards used during the compilation of this CEMP and aspect specific CEMP sub-plans include but are not limited to those detailed below. The most recent version of the applicable Australian Standard (AS) was used in the preparation of this CEMP and aspect specific CEMP sub-plans.

Standards

- AS1158 - Street Lighting Applications
 - AS1158.3 Pedestrian Area (Category P) Lighting
- AS1940 - The Storage and Handling of Flammable and Combustible Liquids
- AS2601 - The Demolition of Structures
- AS2890 – Parking Facilities
 - AS2890.1 - Parking facility off-street parking
 - AS 2890.2 - Parking facilities – Off-street commercial vehicle facilities
 - AS 2890.6 - Off-street parking for people with disabilities
- AS3745 Planning for Emergencies in Facilities
- AS3580.9.3 - Methods for sampling and analysis of ambient air Method 9.3: Determination of suspended particulate matter - Total suspended particulate matter (TSP) - High volume sampler gravimetric method
- AS3580.10.1 - Methods for sampling and analysis of ambient air – Determination of particulates – Deposited matter – Gravimetric Method
- AS4282 - Control of the Obtrusive Effects of Outdoor Lighting
- AS4970 - Protection of Trees on Development Sites
- AS/ISO 10002 - Customer Satisfaction – Guidelines for Complaints handling in Organisations
- AS/NZS ISO 14001 - Environmental Management Systems
- AS/NZS ISO 19011 - Guidelines for Auditing Management Systems
- AS/NZS ISO 31000 - Risk Management.

Guidelines

- Assessing Vibration: A Technical Guide (DECC 2006)
- Australian and New Zealand Guidelines for Fresh and Marine Water Quality (ANZECC 2000)
- Australian Dangerous Goods Code Edition 7.4
- Australian Rainfall and Runoff – Volume 1 (2001), Engineers Australia
- Code of Practice – How to Manage and Control Asbestos in the Workplace (REMM 6D 2016)
- Community Consultative Committee Guidelines: State Significant Projects (2019)
- Compliance Reporting Post Approval Requirements (Department 2018)
- Contaminated Sites: Guidelines for Consultants Reporting on Contaminated Sites (OEH, 2011);
- DECC June 2007 – Local Government Air Quality Toolkit, Visual Guide: Dust from urban construction sites (DECC 2007)
- DIN 4150-3: Structural Vibration – Effects of Vibration on Structures (for structural damage)
- Environmental Guidelines: Solid Waste Landfills, NSW EPA 1996
- Environmental Protection Manual for Authorised Officers: Bunding and Spill Management, technical bulletin (EPA 1997)
- EPA's Smoky Vehicles Program under the NSW Protection of the Environment and Operations Act 1997 and NSW Protection of the Environment and Operations Regulations 2010.
- Guide to Road Design (Austroads)
- Guideline for the Preparation of Environmental Management Plans (DIPNR 2020)
- Guidelines for Controlled Activities (NSW Office of Water)

- Independent Audit Post Approval Requirements (DPIE 2018)
- Independent Audit Post Approval Requirements (DPIE 2020)
- Interim Construction Noise Guideline (DECC 2009)
- Managing Urban Stormwater – Soils and Construction Volume 1, 4th Edition (Landcom 2004)
- National Environment Protection Council 2016 – Ambient Air: National Environment Protection Measure for Ambient Air Quality
- National Environment Protection Measure (NEPM) (Diesel Vehicle Emissions)
- NEPM Guidelines for the Assessment of Site Contamination and Amendments
- Noise wall design guideline – Design guideline to improve the appearance of noise walls in NSW (RMS, March 2016)
- NSW Biodiversity Offsets Policy for Major Projects (OEH 2014)
- NSW Department of Primary Industries (DPI) Policy and Guidelines for Fish Habitat Conservation and Habitat Management (2013)
- NSW EPA 2006 Approved Methods for the Sampling and Analysis of Air Pollutants in New South Wales (2006)
- NSW EPA Best Practice Note: Land farming (2014)
- NSW EPA Contaminated Sites, Sampling Design Guidelines (1995)
- NSW Contaminated Land Management - Guidelines for the NSW Site Auditor Scheme 2017
- NSW Planning Hazardous and Offensive Development Guidelines Applying State Environmental Planning Policy No. 33 (January 2011)
- PFAS National Environmental Management Plan (2018)
- Principal's Project Requirements IMEX Terminal No. 1 (IMEX No. 1)
- Safe Work Australia, Code of Practice: How to Safely Remove Asbestos (Safe Work Australia 2016)
- State Environmental Planning Policy No. 33 – Hazardous and Offensive Development
- State Environmental Planning Policy No. 44 – Koala Habitat Protection
- State Environmental Planning Policy No. 55 – Remediation of Land
- State Environmental Planning Policy (Exempt and Complying Development Codes)
- State Environmental Planning Policy (State and Regional Development)
- Storing and Handling Liquids: Environmental Protection – Participants Handbook (EPA)
- Waste Classification Guidelines Part 1: Classifying waste (NSW EPA 2014) and Addendum to Part 1 (2016)
- Water Sensitive Urban Design Guideline 2017 (Roads and Maritime Services).

APPENDIX A4: CEMP RELATED SECONDARY CONDITIONS

It is noted that the other secondary conditions related to aspect specific sub-plans are detailed within those sub-plans.

EPBC 2011/6086 Secondary Conditions

CoA	Requirement	CEMP Section
Secondary Conditions		
5	<p>Sections of the CEMP and OEMP relating to traffic must be prepared by a suitably qualified expert and must:</p> <ol style="list-style-type: none"> be consistent with the Traffic, Transport and Access Provisional Environmental Management Framework (2 July 2014), provided at Appendix O to the finalised EIS incorporate all measures 4A to 4O from Table 7.1 of the finalised EIS that are described as 'mandatory' explain how all measures 4A to 4O from Table 7.1 of the finalised EIS that are described as 'subject to review' have been addressed be approved by the Minister or a relevant New South Wales regulator. 	<p>CTAMP – 2.1.1</p> <p>Appendix E - CTAMP</p>
6	<p>Section of the CEMP and OEMP relating to noise and vibration must be prepared by a suitably qualified expert and must:</p> <ol style="list-style-type: none"> be consistent with the Noise and Vibration Provisional Environmental Management Framework (2 July 2014), provided at Appendix O to the finalised EIS incorporate all measures 5A and 5T (CEMP only) and 5U and 5AJ (OEMP only) from Table 7.1 of the finalised EIS that are described as 'mandatory' explain how all measures 5A and 5T (CEMP only) and 5U and 5AJ (OEMP only) from Table 7.1 of the finalised EIS are described as 'subject to review' have been addressed be approved by the Minister or a relevant New South Wales regulator. 	<p>CNVMP – 2.1.2</p> <p>Appendix I - CNVMP</p>
7	<p>Sections of the CEMP and OEMP relating to biodiversity must be prepared by a suitably qualified expert and must:</p> <ol style="list-style-type: none"> be consistent with the Biodiversity Provisional Environmental Management Framework (3 July 2014), provided at Appendix O to the finalised EIS incorporate all measures 6A to 6R, 6T, 6V and 6X from Table 7.1 of the finalised EIS that are described as 'mandatory' explain how all measures 6A to 6R, 6T, 6V and 6X from Table 7.1 of the finalised EIS that are described as 'subject to review' have been addressed include detailed biosecurity protocols, prepared in consultation with relevant New South Wales and Commonwealth biosecurity agencies, in relation to international and interstate container movement be approved by the Minister. 	<p>CFFMP - 2.1.1</p> <p>Appendix K - CFFMP</p>
8	<p>Sections of the CEMP and OEMP relating to contamination and soils must be prepared by a suitably qualified expert and must:</p> <ol style="list-style-type: none"> be consistent with the Soils and Contamination Provisional Environmental Management Framework (2 July 2014), provided at Appendix O to the finalised EIS incorporate all measures 7A to 7K, and BA to BAA, from Table 7.1 of the finalised EIS that are described as 'mandatory' explain how all measures 7A to 7K, and BA to BAA, from Table 7.1 of the finalised EIS that are described as 'subject to review' have been addressed in relation to management of PFAS: <ol style="list-style-type: none"> be consistent with: <ul style="list-style-type: none"> National Environment Protection (Assessment of Site Contamination) Measure 1999 (as amended 2013) 	<p>Appendix L – CMP</p> <p>LTEMP</p>

CoA	Requirement	CEMP Section
Secondary Conditions		
	<ul style="list-style-type: none"> • Australian and New Zealand Guidelines for Fresh and Marine Water Quality (under the National Water Quality Management Strategy) including the draft default guideline values for perfluorooctanoic acid (PFOS) and perfluorooctane sulfonic acid (PFOA) in freshwater as applied by the state government • relevant Commonwealth environmental management guidance on PFOS and PFOA <p>ii) detail implementation and operational procedures, appropriate to the risk posed by any contamination, including:</p> <ul style="list-style-type: none"> • roles and responsibilities • management of potential PFAS contaminated sites as yet un-investigated • management of areas of known PFAS contamination, including strategies to reduce runoff, dewatering and migration of contamination across and off the proposed site • a contingency action plan for unexpected PFAS contaminant discoveries <p>iii) detail soil, groundwater and surface water PFAS contamination monitoring requirements and testing and disposal procedures appropriate to the risk posed by any contamination</p> <p>iv) include requirements for site validation reports appropriate to the risk posed by any contamination</p> <p>v) include requirements for remedial action plans appropriate to the risk posed by any contamination</p> <p>vi) detail review procedures appropriate to the risk posed by any contamination</p> <p>vii) impose the following performance measures for managing earthworks and the potential for effects to occur due to disturbance of PFAS contaminated soils during construction:</p> <ul style="list-style-type: none"> • contaminated sediment to be discharged outside the site of the action to be minimised • contaminated waste material, including excavated soil, to be released through dewatering to be handled appropriately to the risk posed by the contamination and disposed of in an environmentally sound manner such that potential for the PFAS content to enter the environment is minimised • contaminated waste material, including excavated soil, with a PFOS or PFOA content above 50 milligrams per kilogram (mg / kg) to be stored or disposed of in an environmentally sound manner, such that PFAS content does not enter the environment • all soil remaining at the site of the action to be suitable for purpose. <p>e) be approved by the Minister.</p>	
9	<p>Sections of the CEMP and OEMP relating to water must be prepared by a suitably qualified expert and must:</p> <ol style="list-style-type: none"> a) be consistent with the Water Quality, Storm water and Flooding Provisional Environmental Management Framework (2 July 2014), provided at Appendix 0 to the finalised EIS b) incorporate all measures 9A to 9AG from Table 7.1 of the finalised EIS that are described as 'mandatory' c) explain how all measures 9A to 9AG from Table 7.1 of the finalised EIS that are described as 'subject to review' have been addressed d) be approved by the Minister or a relevant New South Wales regulator. 	<p>CSWMP – 2.1.1 Appendix F – CSWMP</p>

CoA	Requirement	CEMP Section
Secondary Conditions		
10	<p>Sections of the CEMP and OEMP relating to air quality must be prepared by a suitably qualified expert and must:</p> <p>a) be consistent with the Air Quality Provisional Environmental Management Framework (2 July 2014), provided at Appendix 0 to the finalised EIS</p> <p>b) incorporate all measures 10A to 10U (CEMP only) and 10 OV to 10AH and 11 A to 11 H (OEMP only) from Table 7.1 of the finalised EIS that are described as 'mandatory'</p> <p>c) explain how all measures 10A to 10U (CEMP only) and 10V to 10AH and 11A to 11 H (OEMP only) from Table 7.1 of the finalised EIS that are described as 'subject to review' have been addressed</p> <p>d) be approved by the Minister or a relevant New South Wales regulator.</p>	CAQMP – 2.1.1 Appendix H – CAQMP
11	<p>Sections of the CEMP and OEMP relating to Aboriginal heritage must be prepared by a suitably qualified expert and must:</p> <p>a) be consistent with the Aboriginal Heritage Provisional Environmental Management Framework (2 July 2014), provided at Appendix 0 to the finalised EIS</p> <p>b) incorporate all measures 12A to 12G from Table 7.1 of the finalised EIS that are described as 'mandatory'</p> <p>c) explain how all measures 12A to 12G from Table 7.1 of the finalised EIS that are described as 'subject to review' have been addressed</p> <p>d) be approved by the Minister or a relevant New South Wales regulator</p>	CHMP – 2.1.1 Appendix J – CHMP
12	<p>Sections of the CEMP and OEMP relating to European heritage must be prepared by a suitably qualified expert and must:</p> <p>a) be consistent with the European Heritage Provisional Environmental Framework (2 July 2014), provided at Appendix 0 to the finalised EIS</p> <p>b) incorporate all measures 13A to 13M from Table 7.1 of the finalised EIS that are described as 'mandatory'</p> <p>c) explain how all measures 13A to 13M from Table 7.1 of the finalised EIS that are described as 'subject to review' have been addressed</p> <p>d) be approved by the Minister or a relevant New South Wales regulator.</p>	CHMP – 2.1.1 Appendix J – CHMP
13	<p>Sections of the CEMP and OEMP relating to visual impacts (including light spill) must be prepared by a suitably qualified expert and must:</p> <p>a) be consistent with the Light Spill Provisional Environmental Management Framework (2 July 2014), provided at Appendix O to the finalised EIS</p> <p>b) incorporate all measures 14A to 14H from Table 7.1 of the finalised EIS that are described as 'mandatory'</p> <p>c) explain how all measures 14A to 14H from Table 7.1 of the finalised EIS that are described as 'subject to review' have been addressed</p> <p>d) be approved by the Minister or a relevant New South Wales regulator.</p>	Appendix P– Light Spill Management CFFMP – 2.1.1 Appendix K – CFFMP
16	Within ten (10) days after the commencement of construction, the person taking the action must advise the Department in writing of the actual date of commencement.	Section 1.2.4
17	The person taking the action must provide the Department with copies of all management plans or strategies required by this approval within one (1) month of their approval.	Section 1.2.4

Secondary Revised Environmental Management Measures (REMM)

No.	Requirement	How Addressed	Comparable CoC
Secondary Condition			
5D	<p>Construction works outside of the standard construction hours identified in condition 5C may be undertaken in the following circumstances:</p> <p>a) construction works that generate noise that is:</p> <p>i) no more than 5 dB(A) above rating background level at any residence in accordance with the Interim Construction Noise Guideline (Department of Environment and Climate Change, 2009); and</p> <p>ii) no more than the noise management levels specified in Table 3 of the Interim Construction Noise Guideline (Department of Environment and Climate Change, 2009) at other sensitive receivers; or</p> <p>b) for the delivery of materials required outside these hours by the NSW Police Force or other authorities for safety reasons;</p> <p>or</p> <p>c) where it is required in an emergency to avoid the loss of lives, property and/or to prevent environmental harm;</p> <p>d) works approved through an EPL, or</p> <p>e) works as approved through the out-of-hours work protocol outlined in the CEMP.</p>	CNVMP – Section 2.1.2 Appendix I - CNVMP	CoC B126 (SSD 7709)

Secondary Conditions of Consent (SSD 7709 (i) SSD 7709 Mod 1 (ii) SSD 10431 (iii))

CoC No. MPW S2 (i)/ Mod 1 (ii)/ MPW S3 (iii)	Condition	CEMP Section	How Addressed
Secondary Conditions			
A1(i),/ A1(iii)	In addition to meeting the specific performance measures and criteria established under this consent all reasonable measures must be implemented to prevent, and if prevention is not reasonable, minimise, any harm to the environment that may result from the construction and operation of the development, and any rehabilitation required under this consent.	Section 3 Section 4	<p>Section 3 of this CEMP identifies the management measures to be implemented to prevent and minimise environmental harm. Aspect-specific management measures are also identified in each sub-plan required under this CEMP.</p> <p>Section 4 sets out the processes for monitoring and reviewing the effectiveness of these management measures. Opportunities to further minimise environmental harm will be identified through the ongoing evaluation of environmental management performance and effectiveness of this plan.</p>
A2(i) / A39(iii),	The Applicant must ensure that all of its employees, contractors (and their sub-contractors) are made aware of, and are instructed to comply with, the conditions of this consent relevant to activities they	Section 2.7	All personnel must attend the Project induction which outlines the requirements of the Development Consent and environmental management on site

CoC No. MPW S2 (i)/ Mod 1 (ii)/ MPW S3 (iii)	Condition	CEMP Section	How Addressed
	carry out in respect of the development.		
A3(i) / A2(iii)	The development may only be carried out: (a) in compliance with the conditions of this consent; (b) in accordance with all written directions of the Planning Secretary; (c) in accordance with the EIS, Response to Submissions (RtS) and Consolidated assessment clarification responses; and (d) in accordance with the management and mitigation measures in Appendix 2.	This plan	This CEMP and associated sub-plans have been developed to comply with the CoC, written directions of the Secretary, amended development layout and management and mitigation measures outlined in Appendix B of the CoC.
A4(i) / A3(iii)	Consistent with the requirements in this consent, the Planning Secretary may make written directions to the Applicant in relation to: (a) the content of any strategy, study, system, plan, program, review, audit, notification, report or correspondence submitted under or otherwise made in relation to this consent, including those that are required to be, and have been, approved by the Planning Secretary; and (b) the implementation of any actions or measures contained in any such document referred to in condition A4(a).	Section 1.2.4	Section 1.2.4 details when revisions of the CEMP may be undertaken including upon written direction by the Planning Secretary
A14(iii)	For the avoidance of doubt, nothing in this consent enables the finished surface level of any filled section of the site to exceed 16.6 m AHD.	Section 1.3.2	
A16A (ii)	Warehousing associated with the development is to be limited to the area identified in the plan titled 'Precinct Modification Plan — Proposed' (Drawing No JR-SK-A-0-9402, Revision G), prepared by Bell Architecture and dated 16 October 2020).	Figure 1-2	Figure 1-2 demonstrates the proposed Project layout in accordance with drawing No JR-SK-A-0-9402, Revision G
A20 (iii)	No construction (including but not limited to clearing and maintenance access, stockpiling or other earthworks) is permitted within the riparian corridor and signs must be provided along the adjacent boundary fence to this effect.	Section 2.7	Exclusion zones, including the riparian corridor, are incorporated into Project inductions, training and pre-start talks.

CoC No. MPW S2 (i)/ Mod 1 (ii)/ MPW S3 (iii)	Condition	CEMP Section	How Addressed
A21 (iii)	No works in the riparian corridor outside the site are permitted under this approval and signs must be provided along the adjacent boundary fence to this effect.	Section 2.7	Exclusion zones, including the riparian corridor, are incorporated into Project inductions, training and pre-start talks.
A28(i) / A24(iii)	Where conditions of this consent require consultation with an identified party, the Applicant must: (a) consult with the relevant party prior to submitting the subject document to the Planning Secretary for approval; and (b) provide details of the consultation undertaken in the document submitted to the Planning Secretary including: (i) the outcome of that consultation, matters resolved and unresolved (and the justification for matters remaining unresolved); and (ii) details of any disagreement remaining between the party consulted and the Applicant and how the Applicant has addressed the matters not resolved.	Section 1.2.1	This CEMP and associated sub-plans have been developed in consultation with the identified parties. Evidence and details of consultation is included within the associated sub-plans.
A33(i)	Works must not commence until an Environmental Representative (ER) has been approved by the Planning Secretary and engaged by the Applicant	Section 2.5.5.1	An ER has been appointed for the project and approved by the Planning Secretary.
A34(i)	The Planning Secretary's approval of an ER must be sought no later than one month before the commencement of works, or within another timeframe agreed with the Planning Secretary (SSD 7709)	Section 2.5.5.1	An ER has been appointed for the project and approved by the Planning Secretary.
A47 (iii)	Compliance Reports of the project must be carried out in accordance with the Compliance Reporting Post Approval Requirements (2020).	Section 4.6.1.2	This section provides detail of the compliance reporting requirements.
A48 (iii)	Compliance Reports must be submitted to the Department in accordance with the timeframes set out in the Compliance Reporting Post Approval Requirements (2020), unless otherwise agreed by the Planning Secretary.	Section 4.6.1.2	This section provides detail of the compliance reporting requirements.
A49 (iii)	The Applicant must make each Compliance Report publicly	Section 4.6.1.2	This section provides detail of the compliance reporting requirements.

CoC No. MPW S2 (i)/ Mod 1 (ii)/ MPW S3 (iii)	Condition	CEMP Section	How Addressed
	available 60 days after submitting it to the Planning Secretary.		
B10(iii)	SSD 10431 works must not commence until the ER approved by the Planning Secretary under SSD 7709 has also been engaged by the Applicant to act as the ER in accordance with the consent.	Section 2.5.5.1	An ER has been appointed for the project and approved by the Planning Secretary.
A35(i)	The proposed ER must be a suitably qualified and experienced person who was not involved in the preparation of the EIS, Response to Submissions and any other supporting information submitted as part of applications for either MPW or MPE, and is independent of the construction and design personnel for the project and those involved in delivery of it Should the requirements of the conditions of this consent be satisfied, an ER approved for MPE and MPW development may also be considered for approval for the development	Section 2.5.5.1	The appointed ER is suitably qualified and has not been involved in the MPW Stage 2 planning assessments.
A36(i)	The Applicant may engage more than one ER for the development, in which case the functions to be exercised by an ER under the terms of this approval may be carried out by any ER that is approved by the Planning Secretary for the purposes of the development	Section 2.5.5.1	The option for engaging more than one ER is detailed in Section 2.5.5.1, however, at present only one ER has been engaged.
B11(iii)	The applicant may appoint an additional ER endorsed by the ER and is suitably qualified and experienced person, who was not involved in the preparation of the EIS, RtS and any other supporting information submitted as part of applications for either MPW or MPE and is independent of the construction and design personnel for the project and those involved in delivery of it.	Section 2.5.5.1	The option for engaging more than one ER is detailed in Section 2.5.5.1, however, at present only one ER has been engaged.
A37(i) / B12(iii),	For the duration of the works until 6 months after the commencement of operation (or staged operation), or as agreed with the Planning Secretary, the approved ER must: (a) receive and respond to communication from the Planning Secretary in relation to the	Section 2.5.5.2	The role, responsibilities and authority of the ER is detailed in Section 2.5.5.2.

CoC No.	Condition	CEMP Section	How Addressed
MPW S2 (i)/ Mod 1 (ii)/ MPW S3 (iii)	<p>environmental performance of the development;</p> <p>(b) consider and inform the Planning Secretary on matters specified in the terms of this consent;</p> <p>(c) consider and recommend to the Applicant any improvements that may be made to work practices to avoid or minimise adverse impact to the environment and to the community;</p> <p>(d) review documents required under this consent and any other documents that are identified by the Planning Secretary, to ensure they are consistent with requirements in or under this consent and if so:</p> <p>(i) make a written statement to this effect before submission of such documents to the Planning Secretary (if those documents are required to be approved by the Planning Secretary); or</p> <p>(ii) make a written statement to this effect before the implementation of such documents (if those documents are required to be submitted to the Planning Secretary/ Department for information or are not required to be submitted to the Planning Secretary/ Department);</p> <p>(e) regularly monitor the implementation of the documents required under this consent to ensure implementation is being carried out in accordance with the document and the terms of this consent;</p> <p>(f) as may be requested by the Planning Secretary, help plan, attend or undertake audits of the development commissioned by the Department including scoping audits, programming audits, briefings, and site visits, but not Independent Audits required under Condition C18 of this consent;</p> <p>(g) as may be requested by the Planning Secretary, assist the Department in the resolution of community complaints; and</p>		

CoC No. MPW S2 (i)/ Mod 1 (ii)/ MPW S3 (iii)	Condition	CEMP Section	How Addressed
	<p>(h) assess the impacts of minor ancillary facilities comprising lunch sheds, office sheds and portable toilet facilities as required by Condition A40 of this consent;</p> <p>(i) consider any minor amendments to be made to the CEMP or CEMP sub-plans that require updating, or amendments of an administrative nature, and are consistent with the conditions of this consent and the most recent version of the CEMP or CEMP sub-plan approved by the Planning Secretary, and if satisfied that such an amendment is necessary, approve the minor amendment; and</p> <p>(j) prepare and submit to the Planning Secretary and other relevant regulatory agencies, for information, an Environmental Representative Monthly Report providing the information set out in the Department's Environmental Representative Protocol (2018) under the heading "Environmental Representative Monthly Reports." The Environmental Representative Monthly Report must be submitted within seven calendar days following the end of each month for the duration of the ER's engagement for the development, or as otherwise agreed with the Planning Secretary</p>		
A38(i) / B13(ii)	<p>The Applicant must provide all documentation requested by the ER in order for the ER to perform their functions specified in Condition A37 (including preparation of the ER monthly report), as well as:</p> <p>(a) the complaints register (to be provided on a monthly basis); and</p> <p>(b) a copy of any assessment carried out by the Applicant of whether proposed work is consistent with the consent (which must be provided to the ER before the commencement of the subject work)</p>	Section 2.5.5.3	Requirements of CoC A38 included at Section 2.5.5.3
A39(i) / B14(ii)	The Planning Secretary may at any time commission an audit of an ER's exercise of its functions under Condition C20. The Applicant must:	Section 2.5.5.2 Section 4.3	Section 2.5.5.2 specifies the ER's responsibility to assist with audits. Section 4.3 details the project's auditing requirements.

CoC No. MPW S2 (i)/ Mod 1 (ii)/ MPW S3 (iii)	Condition	CEMP Section	How Addressed
	<p>(a) facilitate and assist the Planning Secretary in any such audit; and</p> <p>(b) make it a term of their engagement of an ER that the ER facilitate and assist the Planning Secretary in any such audit</p>		
A40(i)	<p>Minor ancillary facilities, including lunch sheds, office sheds, portable toilet facilities, and the like, can be established where they satisfy the following criteria:</p> <p>(a) are located within the construction boundary; and</p> <p>(b) have been assessed by the ER to have:</p> <p>(i) minimal amenity impacts to surrounding residences and businesses, after consideration of matters such as compliance with the Interim Construction Noise Guideline (DECC, 2009), traffic and access impacts, dust and odour impacts, and visual (including light spill) impacts, and</p> <p>(ii) minimal environmental impact with respect to waste management and flooding, and</p> <p>(iii) no impacts on biodiversity, soil and water, and heritage items beyond those already approved under other terms of this approval.</p>	Section 1.3.5	This section describes the criteria by which a minor ancillary facility must be assessed prior to its installation
A41(i)	<p>Unless stated otherwise, the Applicant must submit strategies, plans and programs required under this consent to the Planning Secretary at least one month prior to commencement of construction or operation.</p>	Section 1.2.5	Submission requirements for the CEMP are outlined in Section 1.2.5
B17 (iii)	<p>Prior to the commencement of construction, the applicant must submit a CEMP, CEMP sub-plans to the certifier and provide a copy to the planning secretary for approval.</p>	Section 1.2.5	Submission requirements for the CEMP are outlined in Section 1.2.5
A43(i) / A28(iii)	<p>If approved by the Planning Secretary, updated strategies, plans or programs supersede the previous versions of them and must be implemented in accordance with the condition that requires the strategy, plan or program.</p>	Section 1.2.4	This section describes the revision requirements of the CEMP and sub-plans
A46(i)	<p>The date of commencement of each of the following phases of the development must be notified</p>	Section 2.6.2.1	This section species the requirements of this condition as they relate to development phases up to and including construction.

CoC No. MPW S2 (i)/ Mod 1 (ii)/ MPW S3 (iii)	Condition	CEMP Section	How Addressed
	to the Department in writing, at least 2 weeks before that date: (a) any work; (b) vegetation clearing required to conduct remediation; (c) remediation; (d) low impact works; (e) construction; (f) operation; (g) cessation of operations; and (h) decommissioning		
B1(iii)	The applicant must notify the Planning Secretary in writing of the dates of intended commencement of construction and operation at least 48 hours before those dates.	Section 2.6.2.1	This section species the requirements of this condition as they relate to development phases up to and including construction.
A54(i)	Prior to the commencement of any works, and for the life of the development, the Applicant must ensure that there is a suitable meteorological station operating on the site or within the vicinity of the site that: (a) complies with the requirements in the latest version of EPA's Approved Methods for Sampling of Air Pollutants in New South Wales (DEC, 2016) (as may be updated or replaced from time to time); and (b) is capable of continuous real-time measurement of atmospheric stability category determined by the sigma theta method in accordance with the NSW Noise Policy for Industry (NPI, EPA, 2017) (as may be updated or replaced from time to time).	Appendix H	The requirements of this condition will be addressed in the CAQMP included within Appendix H.
B175(i)	The CEMP required under Condition C2(ii) must include an Unexpected Finds Protocol(s) for, but not limited to, contamination, ordnances, Aboriginal sites, non-indigenous heritage and flora and fauna.	Appendix D	An Unexpected Finds Protocol is included within Appendix D
B176(i)	The total quantities of dangerous goods present at any time within the development and transport movements to and from the development must be kept below the screening threshold quantities and movements listed in the Department's Hazardous and Offensive Development	Section 3.2.2	Section 3.2.2 commits to maintaining storage and movements of dangerous goods during construction to below the screening thresholds.

CoC No. MPW S2 (i)/ Mod 1 (ii)/ MPW S3 (iii)	Condition	CEMP Section	How Addressed
	Guidelines Applying SEPP 33 (January 2011), with the exception of dangerous goods storage for Warehouses JR and JN.		
B176B(ii)	<p>Prior to the commencement of construction, the pre-construction studies set out below must be completed:</p> <p>(a) a Fire Safety Study for Warehouse JR and/or Warehouse JN, covering the relevant aspects of the Department's Hazardous Industry Planning Advisory Paper No. 2, 'Fire Safety Study Guidelines' and the New South Wales Government's Best Practice Guidelines for Contaminated Water Retention and Treatment Systems. The study must be prepared in consultation with Fire and Rescue NSW.</p> <p>(b) a Final Hazards Analysis for Warehouse JR and/or Warehouse JN, consistent with the Department's Hazardous Industry Planning Advisory Paper No. 6, 'Hazard Analysis'.</p> <p>Construction of Warehouse JR or Warehouse JN, other than of preliminary works that are outside the scope of the hazards studies, must not commence until the relevant study recommendations for the subject warehouse have been considered and, where appropriate, acted upon. The studies must be submitted to the Planning Secretary no later than one month prior to the commencement of construction of relevant warehouse to which they apply (other than preliminary works), or within such further period as the Planning Secretary may agree.</p>	Section 3.2.2	Section 3.2.2 provides a commitment to undertake these studies for the special goods store on the JN Warehouse to which the Preliminary Hazard Assessment applies.
B176E(ii)	The Applicant must comply with all reasonable requirements of the Planning Secretary in respect of the implementation of any measures arising from the reports submitted in respect of conditions B176B to B176D, within such time as the Planning Secretary may agree.	Section 3.2.2	Section 3.2.2 provides a commitment to comply with the findings of these studies and reasonable requirements of the Planning Secretary

CoC No. MPW S2 (i)/ Mod 1 (ii)/ MPW S3 (iii)	Condition	CEMP Section	How Addressed
B180(i)	The Applicant must assess and classify all liquid and non-liquid wastes to be taken off site in accordance with the latest version of EPA's Waste Classification Guidelines Part 1: Classifying Waste (EPA, 2014) and dispose of all wastes to a facility that may lawfully accept the waste	Appendix O	This appendix addresses the management and removal of waste during construction of the Project.
B181(i) / C31(iii)	All waste materials removed from the site must only be directed to a waste management facility or premises lawfully permitted to accept the materials	Appendix O	This appendix addresses the management and removal of waste during construction of the Project.
B184(i)	<p>The concrete batching plants must comply with the following criteria:</p> <p>(a) have a total production capacity less than 150 tonnes per day or 30,000 tonnes per year;</p> <p>(b) only one concrete batching plant is to operate at any one time; and</p> <p>(c) the first concrete batching plant must be disassembled immediately following commencement of operation of the second concrete batching plant</p>	Appendix P	Concrete Batching Plant Management Plan (Appendix P) will be prepared to address the requirements of this condition prior to the establishment of the Concrete Batching Plant
B185(i)	<p>The CEMP required under Condition C2 must include:</p> <p>(a) a drawing showing the location and layout of the two concrete batching plants including facilities for cementitious water treatment and connections to construction site water management and erosion and sediment control structures;</p> <p>(b) mitigation, monitoring and management procedures specific to the concrete batching plants that would be implemented to minimise environmental and amenity impacts during both facility establishment and operation; and</p> <p>(c) timeframes for establishment of each of the batching plants</p>	Appendix P	Concrete Batching Plant Management Plan (Appendix P) will be prepared to address the requirements of this condition prior to the establishment of the Concrete Batching Plant
B186(i)	The CEMP required under Condition C2 must include mitigation, monitoring and management procedures specific to the crushing plant that would be implemented to minimise environmental and amenity impacts	Section 2.4.2.1 Individual aspect- specific	The crushing plant will be operated in accordance with the EPL (Licence Number 21054). In addition, the crushing plant will be operated in accordance with this CEMP and all relevant aspect specific sub-plans (including Appendix P where relevant)

CoC No. MPW S2 (i)/ Mod 1 (ii)/ MPW S3 (iii)	Condition	CEMP Section	How Addressed
		sub-plans Appendix P	to minimise environmental and amenity impacts.
C10(i) / A40(iii)	The Department must be notified in writing to compliance@planning.nsw.gov.au and the major projects portal immediately after the Applicant becomes aware of an incident. The notification must identify the development (including the development application number and the name of the development), and set out the location and nature of the incident. Subsequent notification requirements must be given and reports submitted in accordance with the requirements set out in Appendix 3.	Section 2.8.3	This section provides detail of the external notification requirements of incidents
C11(i) / A42(iii)	The Department must be notified in writing to compliance@planning.nsw.gov.au and the major projects portal within seven days after the Applicant becomes aware of any non-compliance.	Section 4.4.2	This section provides detail of the external notification requirements of non-compliances
C12(i) / A43(iii)	A non-compliance notification must identify the development and the application number for it, set out the condition of consent that the development is non-compliant with, the way in which it does not comply and the reasons for the non-compliance (if known) and what actions have been, or will be, undertaken to address the non-compliance.	Section 4.4.2	This section provides detail of the external notification requirements of non-compliances
C13(i) / A44(iii)	A non-compliance which has been notified as an incident does not need to also be notified as a non-compliance.	Section 4.4.2	This section provides detail of the external notification requirements of non-compliances
C16(i)	No later one month before the date notified for the commencement of construction and operation, an Independent Audit Program prepared in accordance with the Independent Audit Post Approval Requirements (Department 2018) must be submitted to the Department and the Certifying Authority.	Section 4.3	This section details the Project's auditing requirements

CoC No. MPW S2 (i)/ Mod 1 (ii)/ MPW S3 (iii)	Condition	CEMP Section	How Addressed
C42(iii)	Independent audits must be conducted and carried out in accordance with the independent audit post approval requirements (May 2020).	Section 4.3	This section details the Project's auditing requirements
A15(iii)	Prior to commencement of fill importation or fill placement, the applicant is to engage a suitably qualified and independent person or persons to conduct an audit.	Section 4.3	This section details the Project's auditing requirements
C17(i)	Independent Audits of the development must be carried out in accordance with: (a) the Independent Audit Program submitted to the Department and the Certifying Authority under condition C16 of this consent; and (b) the requirements for an Independent Audit Methodology and Independent Audit Report in the Independent Audit Post Approval Requirements (Department 2018).	Section 4.3	This section details the Project's auditing requirements
C18(i)	In accordance with the specific requirements in the Independent Audit Post Approval Requirements (Department 2018), the Applicant must: (a) review and respond to each Independent Audit Report prepared under Condition C17 of this consent; (b) submit the response to the Department and the Certifying Authority; and (c) make each Independent Audit Report and response to it publicly available no later than 60 days after submission to the Department and notify the Department in writing at least 7 days before this is done.	Section 4.3	This section details the Project's auditing requirements
C44(iii)	In accordance with the specific requirements in the independent audit post approval requirements, the applicant must; (a) review an respond to each independent audit report prepared under condition C42 of the consent or conditions C43 word notice is given, (b) Submit the response to the Planning Secretary, and (c) Make each independent audit report in response to it.	Section 4.3	This section details the Project's auditing requirements

CoC No. MPW S2 (i)/ Mod 1 (ii)/ MPW S3 (iii)	Condition	CEMP Section	How Addressed
	Publicly available within 60 days after submission to the Planning Secretary.		

APPENDIX B – ASPECTS AND IMPACTS REGISTER

Construction Activity	Category	Environmental Aspect	Environmental Impact	Consequence	Likelihood	Consequence	Rating	Control Measures (Opportunities shown in green)	Likelihood	Consequence	Rating	Responsibility
General	General	- Approvals and licensing	- Not identifying appropriate approvals / licencesrequired or proceeding without them	- Works delayed - Infringements - Poor client relations - Reputational loss	B	5	Very High	- Check Environmental Assessment / Conditions of Consent / EIS and statutory documentation (Revised Compilation of Mitigation Measures (RCMM), Revised Statement of Commitments (RSoC), Commonwealth Mitigation Measures (CMM), Conditions of Consent (CoC), EPL Conditions) - Document requirements in CEMP and associated sub-plans - Establish and maintain a register of approvals, licenses and permits - Implement a Compliance Tracking Program to track compliance	C	3	Moderate	Contractor's PMSIMTA Contractor's EM
	Visual	- Use of vehicles, plant and equipment - General construction activities	- Changes to visual landscape	- Impacts to community - Visual amenity	B	2	Moderate	- Elements within construction sites will be located to minimise visual impacts, (e.g. setting back largeequipment from site boundaries, use of hoardings, progressive re-vegetation) - Regular maintenance will be undertaken of site hoardings and perimeter areas including the promptremoval of graffiti - Re-vegetation / landscaping would be undertaken progressively - Design of site hoardings would consider the use of artwork or project information	D	2	Low	Contractor's EM Contractor's CLM Contractor's PM
	Contamination	- Unexpected finds (including asbestos,UXO, EO and EOW)	- Pollution of surface water, groundwater and landthrough spread of existing contamination - Safety hazards associated with Chemicalcontaminants, UXO, EO and EOW	- Water quality degradation - Fauna mortality - Loss of amenity (e.g. fishing) - Safety risk to construction staff and community	B	5	Very High	- Implement management measures in the Contamination Management Plan - Identify any contamination hotspots and incorporate procedures for these locations into constructiondocumentation - Implement an Unexpected Finds Protocol	C	4	High	Contractor's EM
		- Use of vehicles, plant and equipment	- Pollution of surface water, groundwater and landthrough leaks and spills	- Water quality degradation - Fauna mortality - Loss of amenity (e.g. fishing) - Contamination of land	C	2	Low	- Implement the management measures in the Emergency Preparedness and Response ManagementPlan (or equivalent) - Emergency spill kits to be made available and maintained on site - Avoid refuelling or maintenance activities in close proximity to the Georges River - Spill response training sessions for relevant staff	E	4	Low	Contractor's EM
	Traffic	- Use of heavy and light vehicles	- Use of unauthorised access routes	- Disturbance to local road users and residents resulting incomplaints - Safety risk to road users - Potential for delays at local road access points	C	4	High	- Implement management measures in the Construction Traffic and Access Management Plan - Implement community notification procedures	D	3	Low	Contractor's CM Contractor's CLM
		- Moorebank Avenue Works	- Road closures delays and diversions	- Disturbance to road users resulting in communitycomplaints - Safety risk to road users	B	3	High	- Implement management measures in the Construction Traffic and Access Management Plan - Conduct Road Safety Audit - Implement community notification procedures - Implement a Fill Importation Management Protocol	C	3	Moderate	Contractor's PM Contractor's EM
	Noise and Vibration	- Use of vehicles, plant and equipmentfrom general construction activities	- Production of noise and vibration	- Disruption to community and surrounding fauna - Potential damage to adjacent commerical and residentialstructures - Potential damage to heritage structures - Potential for complaints	B	3	High	- Implement management measures in the Construction Noise and Vibration Management Plan - Implement OOHW Protocol - Conduct community notification procedures - Consult with potentially affected parties prior to commencement of works on their upcomingactivities that may be impacted by construction vibration - Consultation in response to complaints will be undertaken - Provide periods of respite for high noise generating activities - On-going noise and vibration monitoring during vibration and noise intensive works at receiverlocations.	C	2	Low	Contractor's EM Contractor's CLM
	ERSED	- Movement of vehicles, plant andequipment - General construction activities	- Transport of soils and sediments	- Soil loss - Increased sedimentation and turbidity - Damage to offsite flora and fauna habitat - Degradation of local watercourses - Fines for sedimante escaping the site	B	4	Very High	- Implement management measures in the Construction Soil and Water Management Plan - Implement an Erosion and Sediment Control Plan - Locate stockpiles away from waterways, watercourses and drains - Induction / toolbox training on the need to prevent pollution - Reuse excavated material on site where possible	D	3	Low	Contractor's EM
	Air Quality	- Use of vehicles, plant and equipment	- Production of atmospheric pollutants	- Air quality degradation from vehicle exhaust - Impacts to community - Impacts to flora and fauna	C	3	Moderate	- Implement management measures in the Construction Air Quality Management Plan - Activities to be undertaken in accordance with EPL - Erosion and Sediment Control Plans approved before works commence - Ensure only well maintained plant / equipment are used on the site - Use of recycled water for dust suppression	D	3	Low	Contractor's EM Contractor's CLMSite Supervisor
	Resource use	- Use of vehicles, plant and equipment	- Depletion of natural resources - Greenhouse gas emissions	- Depletion of resources - Contribution to climate change	B	2	Moderat	- Inductions and toolbox training on waste management and energy saving practices in constructionplant and equipment and during office work - No idling of plant equipment where possible onsite - Equipment / plant equipment inspections must be undertaken prior to use on site - Consideration will be given to material substitution where reasonable and feasible to reduce embodiedenergy of construction materials - Procurement of materials and consumables considering environmental impacts in their manufactureand disposal (e.g. silica fume for use within concrete, recycled paper, etc.) - Where possible locally sourced materials will be used to reduce GHG emissions associated withtransport during construction - Reduce carbon emissions and costs through under clearing - Engage local workforce / suppliers	C	2	Low	Contractor's EMSite Supervisor All Project personnel

Aspects and Impacts												
Construction Activity	Category	Environmental Aspect	Environmental Impact	Consequence	Likelihood	Consequence	Rating	Control Measures (Opportunities shown in green)	Likelihood	Consequence	Rating	Responsibility
	Bushfire	- All works requiring a hot works permit	- Idling engines - Sparks from activities - Cigarette butts causing bushfire - Increases in temperature due to climate change	- Property damage - Destruction of flora and fauna	D	5	Moderate	- Implement management measures in the Construction Bushfire Management Plan - Conduct hot works permit - Consult with the RFS regarding bushfire risk	E	5	Moderate	Contractor's EM
	Waste	- Waste disposal during construction	- Generation of construction waste	- Depletion of natural resources and deposition of large amounts of waste to landfill - Incorrect disposal of waste	C	2	Moderate	- Implement management measures in the Construction Demolition and Waste Management Plan - Waste management will be guided by the NSW EPA waste management hierarchy - Use local waste facilities - Identify opportunities to incorporate recovered materials into the permanent works	E	2	Low	Contractor's EM Site Supervisor Sub-contractors
	Biodiversity	- Use of heavy and light vehicles and equipment	- Risk of collision with fauna - Creation of hazards for fauna	- Mortality to flora and fauna	D	3	Low	- Implement management measures in the Construction Flora and Fauna Management Plan - Implement two-stage clearing approach - Induction / tool box training on clearance zones and required protection measures - For animal injuries, contact the local wildlife rescue agency and/or veterinary surgery	E	3	Low	Contractor's EM Site Supervisor Sub-contractors
		- Working in close proximity to endangered ecological communities	- Risk of clearing outside the Project footprint - Transport of soils / sediment	- Impacts and/or destruction of offsite flora and fauna - Soil loss - Increased sedimentation and turbidity	B	4	Very High	- Implement management measures in the Construction Flora and Fauna Management Plan - Induction / tool box training on clearance zones and required protection measures - Demarcate (e.g. flagging) no-go zones.	E	4	Low	Contractor's EM Site Supervisor Sub-contractors
Vegetation Clearing	Biodiversity	- Clearing of site vegetation	- Removal of vegetation	- Habitat loss - Fragmentation - Potential for injury / death of flora and fauna - Wrong vegetation removed	C	2	Low	- Implement management measures in the Construction Flora and Fauna Management Plan - Induction / tool box training on clearance zones and required protection measures - Where applicable, mature tree and other native vegetation to be retained would be clearly delineated with all construction activities excluded from these areas - Remove existing weeds species and prevent migration of species	E	4	Low	Contractor's EMSite Supervisor
	Waste	- Clearing of site vegetation	- Generation of vegetative waste	- Fire hazard - Odour impacts to community	B	2	Moderate	- Implement management measures in the Construction and Demolition Waste Management Plan - Avoidance of waste generated and reused where reasonable and feasible - Stockpiling of waste away from watercourses - Regularly turning vegetative waste	E	3	Low	Contractor's EMSite Supervisor All Project personnel
	ERSED	- Clearing of site vegetation	- Exposure of soils	- Increased sediment transport, sedimentation and turbidity - Soil loss - Increased runoff - Degradation of local watercourses	B	4	Very High	- Implement management measures in the Construction Soil and Water Management Plan - Implement an Erosion and Sediment Control Plan - Locate stockpiles away from waterways, watercourses and drains - Induction / toolbox training on the need to prevent pollution - Reuse excavated material on site where possible	D	3	Low	Contractor's EM
	Air Quality	- Clearing of site vegetation - Vegetation stockpiling	- Production of particulates (i.e. dust or particulate matter)	- Impacts to community - Impacts to flora and fauna	C	3	Moderate	- Implement management measures in the Construction Air Quality Management Plan - Erosion and Sediment Control Plans approved before works commence - Activities undertaken in accordance with EPL - Use of recycled water for dust suppression	D	3	Low	Contractor's EM Contractor's CLM Contractor's PM
	Resource Use	- Clearing of site vegetation	- Depletion of natural resources - Greenhouse gas emissions	- Depletion of resources - Contribution to climate change	B	2	Moderate	- Inductions / toolbox training on waste management and energy saving practices in construction plant and equipment and during office work - No idling of plant equipment where possible onsite - Equipment / plant equipment inspections must be undertaken prior to use on site - Consideration will be given to material substitution where reasonable and feasible to reduce embodied energy of construction materials - Procurement of materials and consumables considering environmental impacts in their manufacture and disposal (e.g. silica fume for use within concrete, recycled paper, etc.) - Where possible locally sourced materials will be used to reduce GHG emissions associated with transport during construction - Reduce carbon emissions and costs through under clearing	C	2	Low	Contractor's EM Site Supervisor
	Heritage	- Unexpected heritage items encountered	- Removal or disturbance to heritage items	- Work delays - Additional studies and approval required - Damage to heritage item	C	4	High	- Implement an Unexpected Finds Protocol - Inductions / toolbox training of heritage management protocols	E	4	Low	Contractor's CM Contractor's EM
	Noise and Vibration	- Clearing of site vegetation	- Production of noise and vibration	- Disruption to community Damage to property - Disruption to fauna	B	3	High	- Implement management measures in the Construction Noise and Vibration Management Plan - Implement community notification procedures - Determine vibration limits and structure/receiver offset distances	C	2	Low	Contractor's EM Contractor's CLM
	Contamination	- Remediation activities	- Pollution of surface water, groundwater and land though spread of existing contamination within endangered ecological communities	- Water quality degradation - Killing of fauna, loss of amenity (e.g. fishing) - Contamination of ground	C	4	High	- Implement management measures in the Contamination Management Plan - Implement an Unexpected Finds Protocol	E	4	Low	Contractor's EMSub-contractors
	Air Quality	- Movement and deposition of fill (i.e. site levelling, importation and compaction of fill material) - Use of vehicles and equipment - Stockpiling	- Production of particulates (i.e. dust or particulate matter)	- Impacts to community - Impacts to flora and fauna	C	3	Moderate	- Implement management measures in the Construction Air Quality Management Plan - Erosion and Sediment Control Plans approved before works commence - Activities undertaken in accordance with EPL - Use of recycled water for dust suppression	D	3	Low	Contractor's EM Contractor's CLM Contractor's PM

Construction Activity	Category	Environmental Aspect	Environmental Impact	Aspects and Impacts			Control Measures (<i>Opportunities shown in green</i>)	Likelihood	Consequence	Rating	Responsibility
				Consequence	Likelihood	Consequence					
Earthworks		- Contaminated material stockpiling	- Production of odours	- Impacts to community	B	2	Moderate - Implement management measures in the Construction Air Quality Management Plan, Contamination Management Plan and Construction Demolition and Waste Management Plan - Activities undertaken in accordance with EPL	D	2	Low	Contractor's EM
	ERSED	- Stockpiling of soil	- Exposure of soils	- Increased sediment transport, sedimentation and turbidity - Soil loss - Increased runoff - Wind and water erosion causing weed/seed dispersal offsite	B	4	Very High - Implement management measures in the Construction Soil and Water Management Plan - Implement an Erosion and Sediment Control Plan - Develop Environmental Control Maps to show stockpile areas - Minimise stockpiling as much as practicable - Locate stockpiles away from waterways, watercourses and drains - <i>Reuse excavated material on site where possible</i>	D	3	Low	Contractor's EM
		- Removal of soil - Placement of fill	- Erosion of soil	- Increased sediment transport, sedimentation and turbidity - Degradation of water quality - Damage to offsite flora and fauna habitat	B	4	Very High - Implement management measures in the Construction Soil and Water Management Plan - Implement an Erosion and Sediment Control Plan - Locate stockpiles away from waterways, watercourses and drains - <i>Reuse excavated material on site where possible</i>	D	3	Low	Contractor's EM
	Noise and vibration	- Earthworks activities	- Production of noise and vibration	- Disruption to community and fauna - Damage to property	B	3	High - Implement management measures in the Construction Noise and Vibration Management Plan - Implement OOH Protocol - Implement community notification procedures - Determine vibration limits and structure/receiver offset distances - Consult with potentially affected parties prior to commencement of works on their upcoming activities that may be impacted by construction vibration and noise - On-going vibration monitoring during vibration intensive works	C	2	Low	Contractor's EM Contractor's CLM
	Visual	- Earthworks activities	- Changes to visual landscape	- Impacts to community - Visual amenity	B	2	Moderate - Implement management measures in the Urban Design and Landscape Plan - Existing vegetation around the perimeter of construction sites would be retained - Develop and implement an Erosion and Sediment Control Plan	D	2	Low	Contractor's EM Contractor's CLM
		- Use of vehicles, plant and equipment - General construction activities	- Changes to visual landscape	- Impacts to community - Visual amenity	B	2	Moderate - Elements within construction sites will be located to minimise visual impacts (e.g. setting back large equipment from site boundaries, use of hoardings or progressive re-vegetation) - Regular maintenance will be undertaken of site hoardings and perimeter areas - Re-vegetation/landscaping would be undertaken progressively - Implement Fill Importation Management Protocol	D	2	Low	Contractor's EM Contractor's PM
		- Importation of fill during night-time hours	- Generation of light	- Light spill impacts to community and flora and fauna	C	3	Moderate - Where required for construction works, cut-off and directed lighting would be used and lighting location considered to ensure glare and light spill are minimised	D	3	Low	Contractor's EM
	Traffic	- Use of heavy and light vehicles for material transportation	- Changes to local traffic conditions	- Disturbance to local road users and residents - Safety risk to road users - Potential for delays at local road access points	C	4	High - Implement management measures in the Construction Traffic and Access Management Plan - Implement community notification procedures - Implement Fill Importation Management Protocol - Induction / toolbox training for traffic related protocols	D	3	Low	Contractor's CM Contractor's CLM
	Waste	- Excavation	- Generation of additional excavated material	- Loss of visual amenity - Degradation of water quality - Incorrect classification of waste resulting in incorrect / illegal disposal and/or re-use	B	3	High - Implement management measures in the Construction Soil and Water Management Plan - Implement an Erosion and Sediment Control Plan - All material to be recovered offsite to be appropriately tested and classified against <i>EPA Waste Classification Guidelines</i> - <i>Segregate top 100mm of topsoil and stockpile for use in rehabilitation</i>	D	2	Low	Contractor's EM
	Acid Sulphate Soils	- Excavation	- Disturbance of potential acid sulphate soils and actual acid sulphate soils	- Mobilisation of metals within runoff which are toxic to natural systems - Release of acidic runoff	C	3	Moderate - Implement management measures in the Acid Sulphate Soils Management Plan - Provide awareness training in the identification and management of ASS - Ensure ASS material is left underwater, disposed of off-site or appropriately treated in a bunded area	D	2	Low	Contractor's CM Contractor's EM
	Biodiversity	- Removal of topsoil and soil	- Removal of vegetation	- Habitat loss - Fragmentation - Disturbance, injury or mortality to fauna - Transport of noxious weeds	C	4	High - Implement management measures in the Construction Flora and Fauna Management Plan - Induction and tool box training on clearance zones and required protection measures - Demarcate the 10 metre buffer zone around threatened plant populations in bootland - Remove existing weeds species and prevent migration of species	E	4	Low	Contractor's EM Site Supervisor
	Heritage	- Unexpected heritage items encountered	- Removal or disturbance to heritage items	- Work delays - Additional studies and approval required - Damage to heritage item	C	4	High - Implement an Unexpected Finds Protocol - Inductions / toolbox training of heritage management protocols	E	4	Low	Contractor's CM Contractor's EM

Construction Activity	Category	Environmental Aspect	Environmental Impact	Consequence	Likelihood	Consequence	Rating	Control Measures (Opportunities shown in green)	Likelihood	Consequence	Rating	Responsibility
Earthworks	Contamination	- Earthworks activities	- Creation of dirty water / pollution of waters - Pollution of surface water, groundwater and land though spread of existing contamination (PASS)	- Water quality degradation - Fauna mortality - Loss of amenity (e.g. fishing) - Safety risk to construction staff and community	A	3	High	- Implement management measures in the Construction Soil and Water Management Plan and the Contamination Management Plan - Implement an Erosion and Sediment Control Plan - Induction /tool box training on working in/near waterways.	C	3	Moderate	Contractor's EM Contractor's PM
		- Remediation activities	- Pollution of surface water, groundwater and land though spread of existing contamination	- Water quality degradation - Fauna mortality, loss of amenity (e.g. fishing) - Contamination of ground	C	4	High	- Implement management measures in the Contamination Management Plan - Implement an Unexpected Finds Protocol	E	4	Low	Contractor's EM Sub-contractors
		- Unexpected finds (including chemical contaminants, asbestos, UXO, EO and EOW)	- Pollution of surface water, groundwater and land though spread of existing contamination - Safety hazards associated with UXO, EO and EOW	- Water quality degradation - Fauna mortality - Loss of amenity (e.g. fishing) - Safety risk to construction staff and community	B	5	Very High	- Implement management measures in the Contamination Management Plan - Identify any contamination hotspots and incorporate procedures for these locations into construction documentation - Implement Unexpected Finds Protocol	C	4	High	Contractor's EM
Working near GeorgesRiver	Acid Sulphate Soils	- Excavation	- Disturbance of potential acid sulphate soils andactual acid sulphate soils	- Mobilisation of metals within runoff to levels toxic tonatural systems - Release of acidic runoff	C	3	Moderate	- Implement management measures in the Acid Sulphate Soils Management Plan - Provide awareness training in the identification and management of ASS - Ensure ASS material is left underwater, disposed of site or appropriately treated in a bunded area	D	2	Low	Contractor's CMContractor's EM
	ERSED	- Clearing of site vegetation	- Exposure of soils	- Increased sediment transport, sedimentation and turbidity - Soil loss - Increased runoff - Degradation of local watercourses	B	4	Very High	- Implement management measures in the Construction Soil and Water Management Plan - Implement an Erosion and Sediment Control Plan - Locate stockpiles away from waterways, watercourses and drains - Induction / toolbox training on working in / near waterways.	D	4	Moderate	Contractor's EM
	Biodiversity	- Clearing of site vegetation	- Removal of vegetation	- Habitat loss - Fragmentation - Mortality -Transport of noxious weeds	C	4	High	- Implement management measures in the Construction Flora and Fauna Management Plan - Induction and tool box training on clearance zones and required protection measures - Staged habitat removal process - Clearly identify exclusion zones with high visibility fencing - Remove existing weeds species and prevent migration of species.	D	4	Moderate	Contractor's EMSite Supervisor
		- Impacts on aquatic ecology	- Disturbance to habitat - Degradation of water quality	- Mortality / morbidity of aquatic life - Habitat loss - Increased potential for algal blooms	C	4	High	- Implement management measures in the Construction Flora and Fauna Management Plan	D	4	Moderate	Contractor's EMSite Supervisor
Works on Anzac Creek	ERSED	- Clearing of site vegetation	- Exposure of soils	- Increased sediment transport, sedimentation andturbidity - Soil loss - Increased runoff - Degradation of local watercourses	B	4	Very High	- Implement management measures in the Construction Soil and Water Management Plan - Implement an Erosion and Sediment Control Plan - Locate stockpiles away from waterways, watercourses and drains - Induction / toolbox training on working in / near waterways.	D	4	Moderate	Contractor's EM
	Biodiversity	- Clearing of site vegetation	- Removal of vegetation	- Habitat loss - Fragmentation - Mortality -Transport of noxious weeds	C	4	High	- Implement management measures in the Construction Flora and Fauna Management Plan - Induction and tool box training on clearance zones and required protection measures - Staged habitat removal process - Clearly identify exclusion zones with high visibility fencing - Remove existing weeds species and prevent migration of species.	D	4	Moderate	Contractor's EMSite Supervisor
		- Impacts on aquatic ecology	- Disturbance to habitat - Degradation of water quality	- Mortality / morbidity of aquatic life - Habitat loss - Increased potential for algal blooms	C	4	High	- Implement management measures in the Construction Flora and Fauna Management Plan	D	4	Moderate	Contractor's EMSite Supervisor
	Waste	- Dredging of Anzac Creek	- Generation of waste (i.e. sediment)	- Loss of visual amenity - Degradation of water quality - Incorrect classification of waste resulting in incorrect /illegal disposal and/or re-use	C	3	Moderate	- Implement management measures in the Construction Demolition and Waste Management Plan andConstruction Soil and Water Management Plan relating to waste - Inductions / toolbox training on proper dredging protocols in accordance with appropriate wasteguidelines	C	2	Low	Contractor's EMSite Supervisor
	Contamination	- Unexpected finds (including chemicalcontaminants, asbestos, UXO, EO and EOW)	- Pollution of surface water, groundwater and landthough spread of existing contamination - Safety hazards associated with UXO, EO and EOW	- Water quality degradation - Fauna mortality - Loss of amenity (e.g. fishing) - Safety risk to construction staff and community	B	5	Very High	- Implement management measures in the Contamination Management Plan - Identify any contamination hotspots and incorporate procedures for these locations into constructiondocumentation - Implement Unexpected Finds Protocol	C	4	High	Contractor's EM
Utilities and Excavation	Bushfire	- Excavation / ground penetration forutility works	- Sparks from activities	- Property damage - Destruction of flora and fauna	D	5	Moderate	- Implement management measures in the Construction Bushfire Management Plan - Conduct hot works permits - Consult with the RFS regarding bushfire risk	E	5	Moderate	Contractor's EM
	Biodiversity	- Excavation / ground penetration forutility works	- Creation of hazards for fauna	- Fragmentation - Mortality to flora and fauna	D	3	Low	- Implement management measures in the Construction Flora and Fauna Management Plan - Induction and tool box training on clearance zones and required protection measures - For animal injuries, contact the local wildlife rescue agency and/or veterinary surgery	E	3	Low	Contractor's EMSite Supervisor

Aspects and Impacts												
Heritage Removal	Heritage	- Unexpected heritage items encountered	- Removal or disturbance to heritage items	- Work delays - Additional studies and approval required - Damage to heritage item	C	4	High	- Implement an Unexpected Finds Protocol - Inductions / toolbox training of heritage management protocols	E	4	Low	Contractor's CM Contractor's EM
		- Disturbance to heritage items	- Removal of heritage items	- Damage to heritage item - Damage to heritage values	C	4	High	- Implement management measures in the Construction Heritage Management Plan - Inductions / toolbox training on heritage management protocols - Label any known heritage items on Environmental Control Maps	E	4	Low	Contractor's EM Site Supervisor All Project personnel
Demolition of On Site Structures	Waste	- Removal of on site structures	- Generation of waste	- Visual amenity - Potential degradation of water quality - Deposition of large amounts to landfill	B	2	Moderate	- Implement management measures in the Construction Demolition and Waste Management Plan and Construction Soil and Water Management Plan relating to waste - Inductions / toolbox training on proper demolition protocols in accordance with appropriate guidelines	B	1	Low	Contractor's EM Site Supervisor
	ERSED	- Removal of on site structures	- Exposure of soils	- Increased sediment transport, sedimentation and turbidity - Soil loss - Increased runoff	B	4	Very High	- Implement management measures in the Construction Soil and Water Management Plan - Implement an Erosion and Sediment Control Plan - Locate stockpiles away from waterways, watercourses and drains - Induction / toolbox training on the need to prevent pollution - Reuse excavated material on site where possible	D	3	Low	Contractor's EM
Demolition of On Site Structures	Air Quality	- Removal of hazardous materials	- Production of particulates (ie. dust or particulate matter)	- Impacts to community - Impacts to flora and fauna	C	4	High	- Implement management measures in the Construction Air Quality Management Plan - Inductions / toolbox training on proper demolition protocols	D	3	Low	Contractor's EM Contractor's CLM Site Supervisor
		- Removal of on site buildings	- Production particulates (ie. dust or particulate matter)	- Impacts to community - Impacts to flora and fauna	C	3	Moderate	- Implement management measures in the Construction Air Quality Management Plan - Inductions / toolbox training on proper demolition protocols	D	3	Low	Contractor's EM Contractor's CLM Site Supervisor
	Resource use	- Use of vehicles, plant and equipment	- Depletion of natural resources - Greenhouse gas emissions	- Depletion of resources - Contribution to climate change	B	2	Moderate	- Inductions / toolbox training on waste management and energy saving practices in construction plant and equipment and during office work - No idling of plant equipment where possible on site. - Equipment / plant equipment inspections must be undertaken prior to use on site - Consideration will be given to material substitution where reasonable and feasible to reduce embodied energy of construction materials - Procurement of materials and consumables considering environmental impacts in their manufacture and disposal (e.g silica fume for use within concrete, recycled paper, etc.) - Where possible locally sourced materials will be used to reduce GHG emissions associated with transport during construction - Reduce carbon emissions and costs through under clearing - Engage local workforce / suppliers	C	2	Low	Contractor's EM Site Supervisor
	Biodiversity	- Removal of on site structures	- Removal of fauna	- Disturbance, injury or mortality to fauna	B	2	Moderate	- Implement management measures in the Construction Flora and Fauna Management Plan - For animal injuries, contact the local wildlife rescue agency and/or veterinary surgery	C	2	Low	Contractor's EM Site Supervisor
	Visual	- Use of vehicles, plant and equipment - Removal of on site structures	- Changes to visual landscape	- Impacts to community and surrounding streetscape - Visual amenity	B	2	Moderate	- Elements within construction sites will be located to minimise visual impacts, (e.g. setting back large equipment from site boundaries, use of hoardings) - Implement management measures in the Urban Design and Landscape Plan	C	2	Low	Contractor's EM Contractor's CLM Site Supervisor
	Human Health	- Removal of potentially hazardous materials	- Hazardous materials	- Health impacts to workers	B	3	High	- Implement management measures in the Contamination Management Plan and Construction Demolition and Waste Management Plan - Wear appropriate PPE	C	2	Low	Contractor's EM Site Supervisor
	Noise and vibration	- Removing on site structures	- Production of noise and vibration	- Disruption to community and fauna - Damage to property	C	3	Moderate	- Implement management measures in the Construction Noise and Vibration Management Plan - Implement OOHV Protocol (where applicable) - Conduct community notification procedures - Consult with potentially affected parties prior to commencement of works on the upcoming activities that may be impacted by construction vibration and noise - Consultation in response to complaints will be undertaken - Provide periods of respite for high noise generating activities - On-going noise and vibration monitoring during vibration and noise intensive works at receiver locations - Consider use of munchers rather than pneumatic breakers for concrete demolition	C	2	Low	Contractor's EM Contractor's CLM
	Contamination	- Remediation activities - Removal of on site structures potentially contaminated material	- Pollution of surface water, groundwater and land through spread of existing contamination	- Water quality degradation - Fauna mortality, loss of amenity (e.g. fishing) - Contamination of ground	C	4	High	- Implement management measures in the Contamination Management Plan - Develop an Unexpected Finds Protocol - Implement management measures in the Construction Soil and Water Management Plan	D	3	Low	Contractor's EM Sub-contractors
Activities involving Asbestos	Biodiversity	- Removal of asbestos from on site structures and asbestos contaminated soil	- Asbestos fibres becoming airborne - Removal of fauna	- Habitat loss - Fragmentation - Disturbance, injury or mortality to fauna	B	2	Moderate	- Implement management measure related to asbestos in the Contamination Management Plan and the Construction Flora and Fauna Management Plan - General inductions toolbox training on asbestos management protocols - Asbestos to be removed in accordance with "The Code of Practice for the Safe Removal of Asbestos (NOHSC, 2005) and Code of Practice: How to Safely Remove Asbestos (WorkCover NSW, 2017)	C	2	Low	Contractor's EM Site Supervisor
	ERSED	- Asbestos in or on soils and demolition of waste materials	- Exposure of soils containing asbestos	- Increased sediment transport, sedimentation and turbidity - Soil loss - Increased runoff	C	3	Moderate	- Implement management measures in the Construction Soil and Water Management Plan - Implement an Erosion and Sediment Control Plan - Locate stockpiles away from waterways, watercourses and drains - Induction / toolbox training on the need to prevent pollution	D	3	Low	Contractor's EM Site

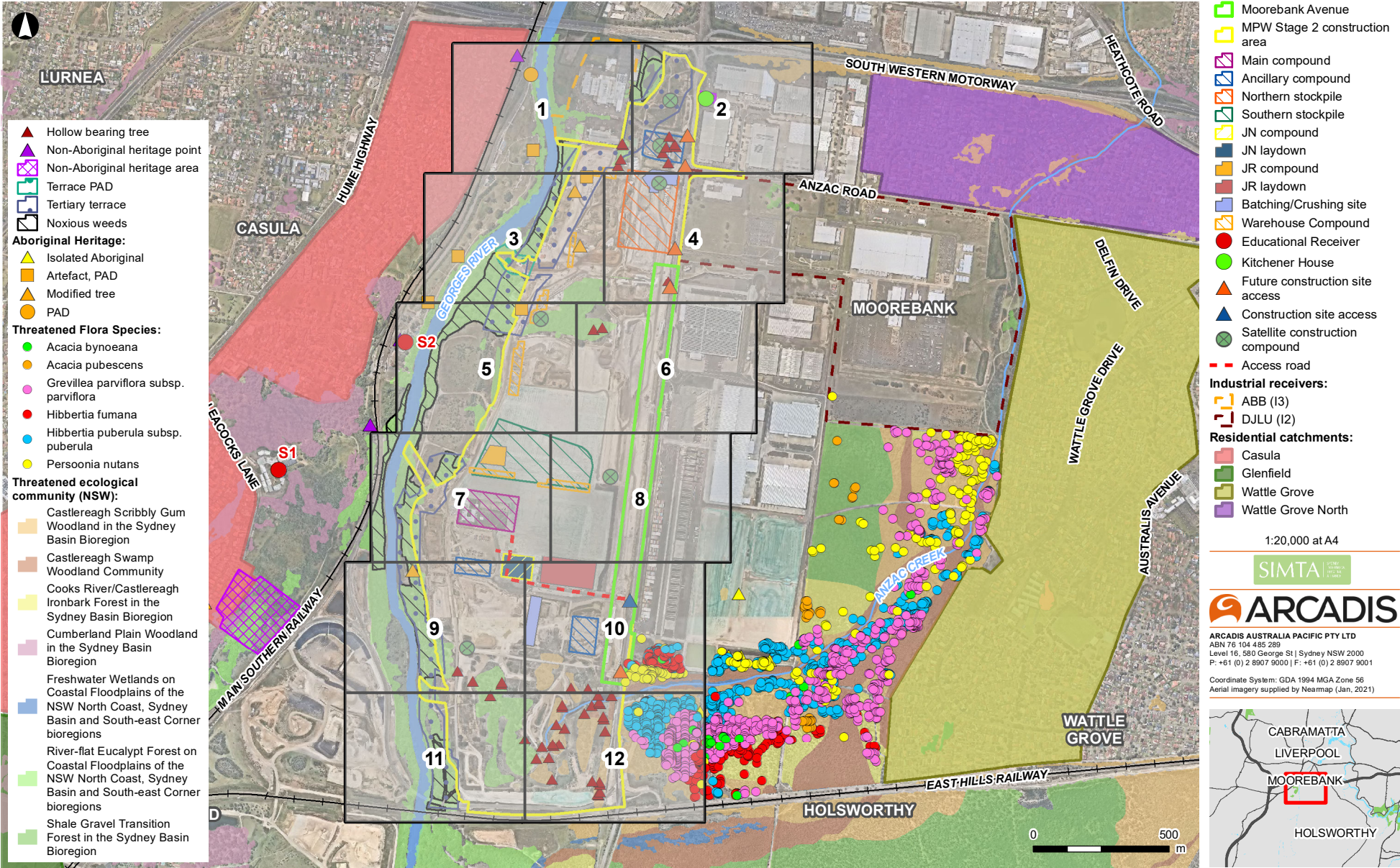
Aspects and Impacts												
												Supervisor
	Air Quality	- Asbestos in or on soils and demolition of waste materials	- Asbestos fibres becoming airborne	- Impacts to human health	C	4	High	- Implement management measures related to asbestos in the Contamination Management Plan - Inductions / toolbox training on asbestos management protocols - Wear appropriate PPE	D	3	Low	Contractor's EMSite Supervisor
	Waste	- Transport, handling and storage of asbestos from designated stockpiles and/or demolition waste	- Generation of waste	- Prosecution - Contamination of waste streams - Incorrect classification of waste resulting in incorrect /illegal disposal and/or re-use	C	4	High	- Implement management measures related to asbestos in the Contamination Management Plan and Construction Demolition and Waste Management Plan - Inductions / toolbox training on asbestos management protocols	D	3	Low	Contractor's EMSite Supervisor
Crushing / Concrete Batching	Noise and vibration	- Use of vehicles, plant and equipment	- Production of noise and vibration	- Disruption to community - Damage to property - Disruption to wildlife	B	3	High	- Implement management measures in the Construction Noise and Vibration Management Plan - Implement OOHV Protocol - Conduct community notification procedures - Consult with potentially affected parties prior to commencement of works on the upcoming activities that may be impacted by construction vibration and noise - Consultation in response to complaints will be undertaken - Provide periods of respite for high noise generating activities - On-going noise and vibration monitoring during vibration and noise intensive works at receiver locations	C	1	Low	Contractor's EM Contractor's CLM
	Air Quality	- Use of vehicles, plant and equipment	- Production of atmospheric pollutants	- Air quality degradation - Impacts to community - Impacts to flora and fauna	C	3	Moderate	- Implement management measures in the Construction Air Quality Management Plan - Activities to be undertaken in accordance with EPL - Concrete batching plant would be located centrally within the Project site	D	3	Low	Contractor's EM Contractor's CLMSite Supervisor
	ERSED	- Concrete batching	- Creation of dirty water / pollution of waters	- Degradation of local watercourses	B	3	High	- Implement management measures in the Construction Soil and Water Management Plan and the Concrete Batching Management Plan - Implement an Erosion and Sediment Control Plan - Locate washout bays away from waterways, watercourses and drains - Concrete washout areas of sufficient size suitable for construction activity undertaken are provided - Concrete washout areas are clearly marked on Environmental Control Maps and delineated - Inductions / toolbox talks on designated concrete washout areas.	D	3	Low	Contractor's EMSite Supervisor
	Visual	- Establishment of concrete batching site	- Changes to visual landscape	- Impacts to community and surrounding streetscape - Visual amenity	B	2	Moderate	- Implement management measures in the Urban Design and Landscape Plan - Elements within construction sites will be located to minimise visual impacts (e.g. setting back large equipment from site boundaries, use of hoardings)	C	2	Low	Contractor's EM Contractor's CLMSite Supervisor
	Waste	- Concrete works	- Generation of concrete waste	- Depletion of natural resources and deposition of large amounts of waste to landfill - Potential degradation of water quality	B	2	Moderate	- Implement management measures in the Construction Soil and Water Management Plan and the Construction Demolition and Waste Management Plan - Implement an Erosion and Sediment Control Plan - Stockpiling of waste away from watercourses - Avoidance and reuse of material will have priority over recycling - Waste generation will be minimised by ordering the correct quantity of materials - Use local waste facilities	D	2	Low	Contractor's EM Contractor's PM
	Traffic	- Use of heavy and light vehicles for material transportation	- Changes to local traffic conditions	- Disturbance to local road users and residents - Safety risk to road users - Potential for delays at local road access points	C	4	High	- Implement management measures in the Construction Traffic and Access Management Plan - Implement community notification procedures - Implement Fill Importation Management Protocol - Induction / toolbox training for traffic related protocols	D	3	Low	Contractor's CM Contractor's CLM
	Bushfire	- Concrete works	- Sparks from activities	- Property damage - Destruction of flora and fauna	D	5	Moderate	- Implement management measures in the Construction Bushfire Management Plan - Conduct hot works permits - Consult with the RFS regarding bushfire risk	E	5	Moderate	Contractor's EM
Internal Road Construction	Air Quality	- Use of bitumen / road sealing	- Production of odours	- Impacts to community	C	2	Low	- Implement management measures in the Construction Air Quality Management Plan - Activities undertaken in accordance with EPL	D	2	Low	Contractor's EM Contractor's CLMSite Supervisor
	Noise and vibration	- Use of vehicles, plant and equipment	- Production of noise	- Disruption to community and fauna - Damage to property	B	3	High	- Implement management measures in the Construction Noise and Vibration Management Plan - Implement OOHV Protocol (where applicable) - Conduct community notification procedures - Consult with potentially affected parties prior to commencement of works on the upcoming activities that may be impacted by construction vibration and noise - Consultation in response to complaints will be undertaken - Provide periods of respite for high noise generating activities - On-going noise and vibration monitoring during vibration and noise intensive works at receiver locations	C	2	Low	Contractor's EM Contractor's CLM
	Traffic	- Use of heavy and light vehicles for material transportation	- Changes to local traffic conditions	- Disturbance to local road users and residents - Safety risk to road users - Potential for delays at local road access points	C	4	High	- Implement management measures in the Construction Traffic and Access Management Plan - Ensure detour signage is used during road closures - Implement community notification procedures - Consultation in response to complaints will be undertaken	D	3	Low	Contractor's CM Contractor's CLM

Aspects and Impacts												
Moorebank Avenue and Anzac Road IntersectionWorks	Noise and vibration	- Use of vehicles, plant and equipment	- Production of noise	- Disruption to community and fauna - Damage to property	B	3	High	- Implement management measures in the Construction Noise and Vibration Management Plan - Implement OOHV Protocol - Conduct community notification procedures - Consult with potentially affected parties prior to commencement of works on the upcoming activities that may be impacted by construction vibration and noise - Consultation in response to complaints will be undertaken - Provide periods of respite for high noise generating activities - On-going noise and vibration monitoring during vibration and noise intensive works at receiver locations	C	2	Low	Contractor's EM Contractor's CLM
	Air Quality	- Use of bitumen / road sealing	- Production of odours	- Impacts to community	C	2	Low	- Implement management measures in the Construction Air Quality Management Plan - Activities undertaken in accordance with EPL	C	1	Low	Contractor's EM Contractor's CLM Site Supervisor
Warehouse Construction	Noise and vibration	- Use of vehicles, plant and equipment	- Production of noise	- Disruption to community and fauna - Damage to property	B	3	High	- Implement management measures in the Construction Noise and Vibration Management Plan - Implement OOHV Protocol - Conduct community notification procedures - Consult with potentially affected parties prior to commencement of works on their upcoming activities that may be impacted by construction vibration and noise - Consultation in response to complaints will be undertaken - Provide periods of respite for high noise generating activities - On-going noise and vibration monitoring during vibration and noise intensive works at receiver locations	C	2	Low	Contractor's EM Contractor's CLM
	Visual	- Use of vehicles, plant and equipment - Development of warehouses	- Changes to visual landscape	- Impacts to community and surrounding streetscape - Visual amenity	B	2	Moderate	- Implement management measures in the Urban Design and Landscape Plan - Elements within construction sites will be located to minimise visual impacts (e.g. setting back large equipment from site boundaries, use of hoardings)	C	2	Low	Contractor's EM Contractor's CLM Site Supervisor
	Traffic	- Use of heavy and light vehicles for material transportation	- Oversized vehicle movements	- Disturbance to local road users and residents - Safety risk to road users - Potential for delays at local road access points	C	4	High	- Implement management measures in the Construction Traffic and Access Management Plan - Implement community notification procedures - Implement Fill Importation Management Protocol - Induction / toolbox training for traffic related protocols	D	3	Low	Contractor's CM Contractor's CLM
	Waste	- Construction activities associated with construction of warehouse	- Generation of construction waste	- Visual amenity - Deposition of large amounts to landfill - Potential degradation of water quality	B	2	Moderate	- Implement management measures in the Construction Demolition and Waste Management Plan and Construction Soil and Water Management Plan relating to waste - Inductions / toolbox training on proper construction procedures for the building of warehouses	D	2	Low	Contractor's EM Contractor's PM
Landscaping	Waste	- Landscaping	- Generation of landscaping waste	- Depletion of natural resources and deposition of large amounts of waste to landfill - Loss of visual amenity	B	2	Moderate	- Implement management measures in the Construction Demolition and Waste Management Plan - Avoidance and reuse of material will have priority over recycling - Waste generation will be minimised by ordering the correct quantity of materials - Use local waste facilities.	D	2	Low	Contractor's EM Contractor's PM
Rail Spur Activities	Noise and vibration	- Use of vehicles, plant and equipment	- Production of noise from tamping, ballast placement and rail trimming	- Disruption to community and fauna - Damage to property	B	2	Moderate	- Implement management measures in the Construction Noise and Vibration Management Plan - Implement OOHV Protocol - Conduct community notification procedures - Consult with potentially affected parties prior to commencement of works on the upcoming activities that may be impacted by construction vibration and noise - Consultation in response to complaints will be undertaken - Provide periods of respite for high noise generating activities - On-going noise and vibration monitoring during vibration and noise intensive works at receiver locations	C	2	Low	Contractor's EM Contractor's CLM
	Rail Activities	- IMT facility and rail link connection activities	- Disruption to rail movement	- Loss of revenue from existing rail activities	A	4	Very High	- Conduct activities during hours that have potential to result in the least impact to existing rail activities	A	3	High	Contractor's PM
Noise Wall Construction	Noise and vibration	- Use of vehicles, plant and equipment	- Production of noise from noise wall construction activities	- Disruption to community and fauna - Damage to property	B	2	Minor	- Implement management measures in the Construction Noise and Vibration Management Plan - Implement OOHV Protocol - Conduct community notification procedures - Consult with potentially affected parties prior to commencement of works on the upcoming activities that may be impacted by construction vibration and noise - Consultation in response to complaints will be undertaken - Provide periods of respite for high noise generating activities - On-going noise and vibration monitoring during vibration and noise intensive works at receiver locations	C	2	Low	Contractor's EM Contractor's CLM

Likelihood	Consequence				
	1 – Not significant	2 – Minor	3 – Moderate	4 – Major	5 - Severe
A – Almost certain	Moderate	Moderate	High	Very High	Very High
B – Likely	Low	Moderate	High	Very High	Very High
C – Possible	Low	Low	Moderate	High	High
D – Improbable	Low	Low	Low	Moderate	Moderate
E – Rare	Low	Low	Low	Low	Moderate

APPENDIX C – ENVIRONMENTAL CONTROL MAPS

MPW Stage 2 Construction Environmental Management Plan



Appendix C: MPW Stage 2 Construction Environmental Control Map Overview

MPW Stage 2 Construction Environmental Management Plan



Appendix C: MPW Stage 2 Construction Environmental Control Maps

MPW Stage 2 Construction Environmental Management Plan



- MPW Stage 2 construction area
- Ancillary compound
- Northern stockpile
- Tertiary terrace
- Noxious weeds
- Satellite construction compound
- Potential Concrete Batching/Crushing site
- Future construction site access
- Hollow bearing tree
- Non-Aboriginal heritage area
- Industrial receivers:
 - ABB (I3)
 - DJLU (I2)
- Threatened ecological community (NSW):
 - Castlereagh Scribbly Gum Woodland in the Sydney Basin Bioregion
 - River-flat Eucalypt Forest on Coastal Floodplains of the NSW North Coast, Sydney Basin and South-east Corner bioregions

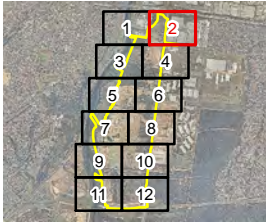
1:3,000 at A4

SIMTA

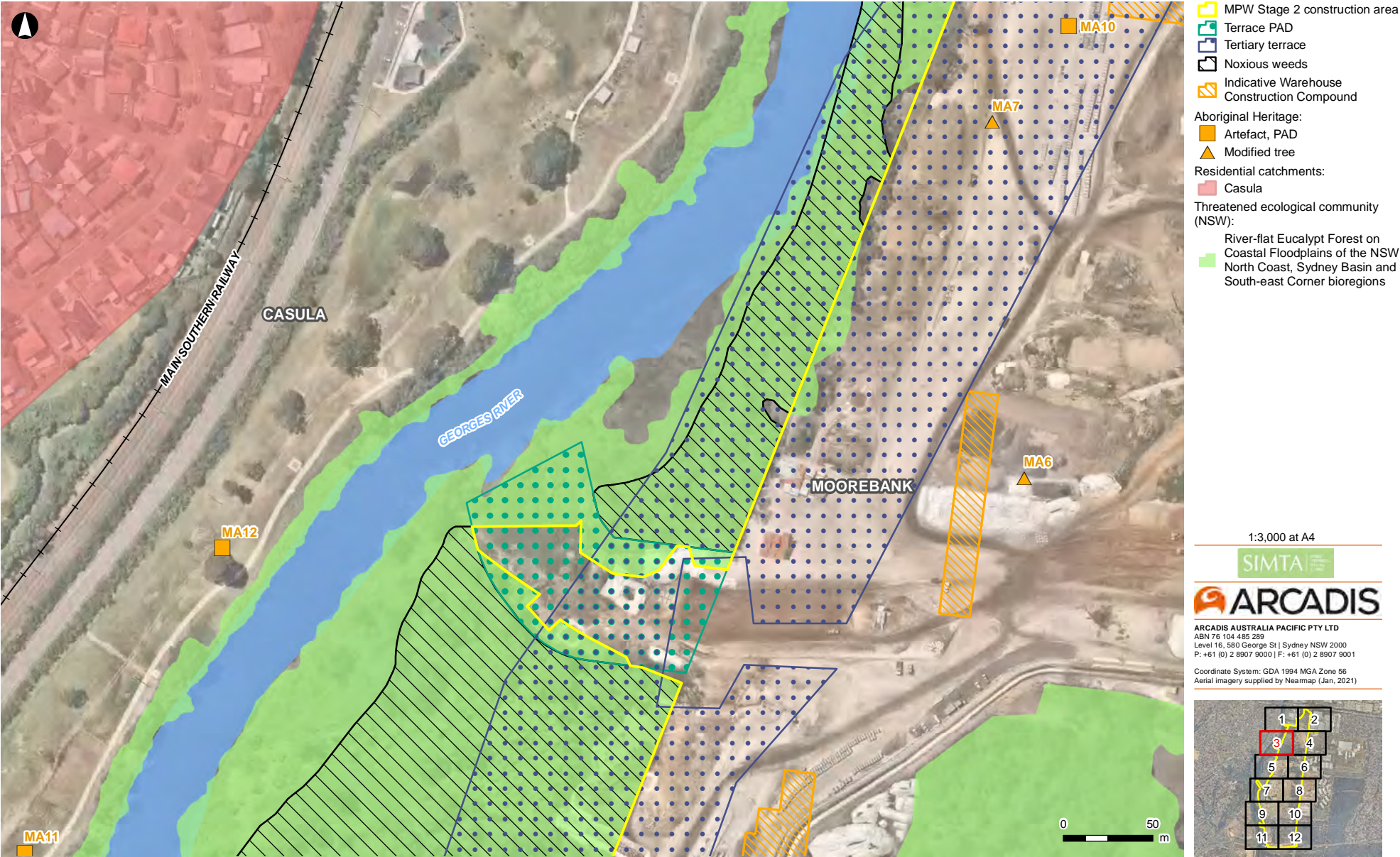
ARCADIS

ARCADIS AUSTRALIA PACIFIC PTY LTD
ABN 76 104 485 289
Level 16, 580 George St | Sydney NSW 2000
P: +61 (0) 2 8907 9000 | F: +61 (0) 2 8907 9001

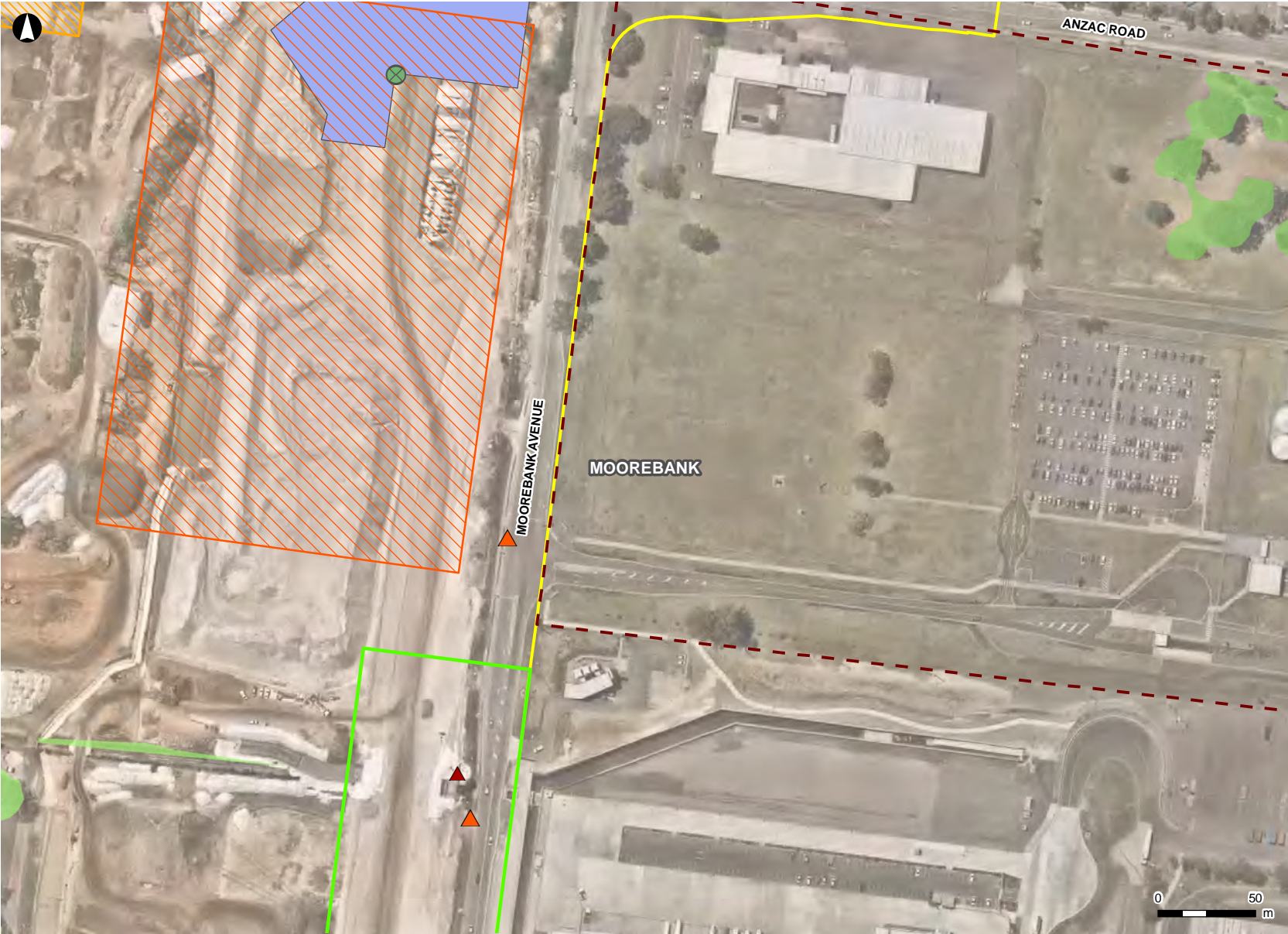
Coordinate System: GDA 1994 MGA Zone 56
Aerial imagery supplied by Nearmap (Jan, 2021)



MPW Stage 2 Construction Environmental Management Plan



MPW Stage 2 Construction Environmental Management Plan



- MPW Stage 2 construction area
- Moorebank Avenue site
- Northern stockpile
- Satellite construction compound
- Indicative Warehouse Construction Compound
- Potential Concrete Batching/Crushing site
- Future construction site access
- Hollow bearing tree
- Industrial receivers:
 - DJLU (I2)
- Threatened ecological community (NSW):
 - River-flat Eucalypt Forest on Coastal Floodplains of the NSW North Coast, Sydney Basin and South-east Corner bioregions
 - Shale Gravel Transition Forest in the Sydney Basin Bioregion

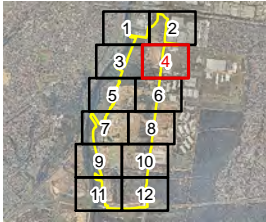
1:3,000 at A4

SIMTA

ARCADIS

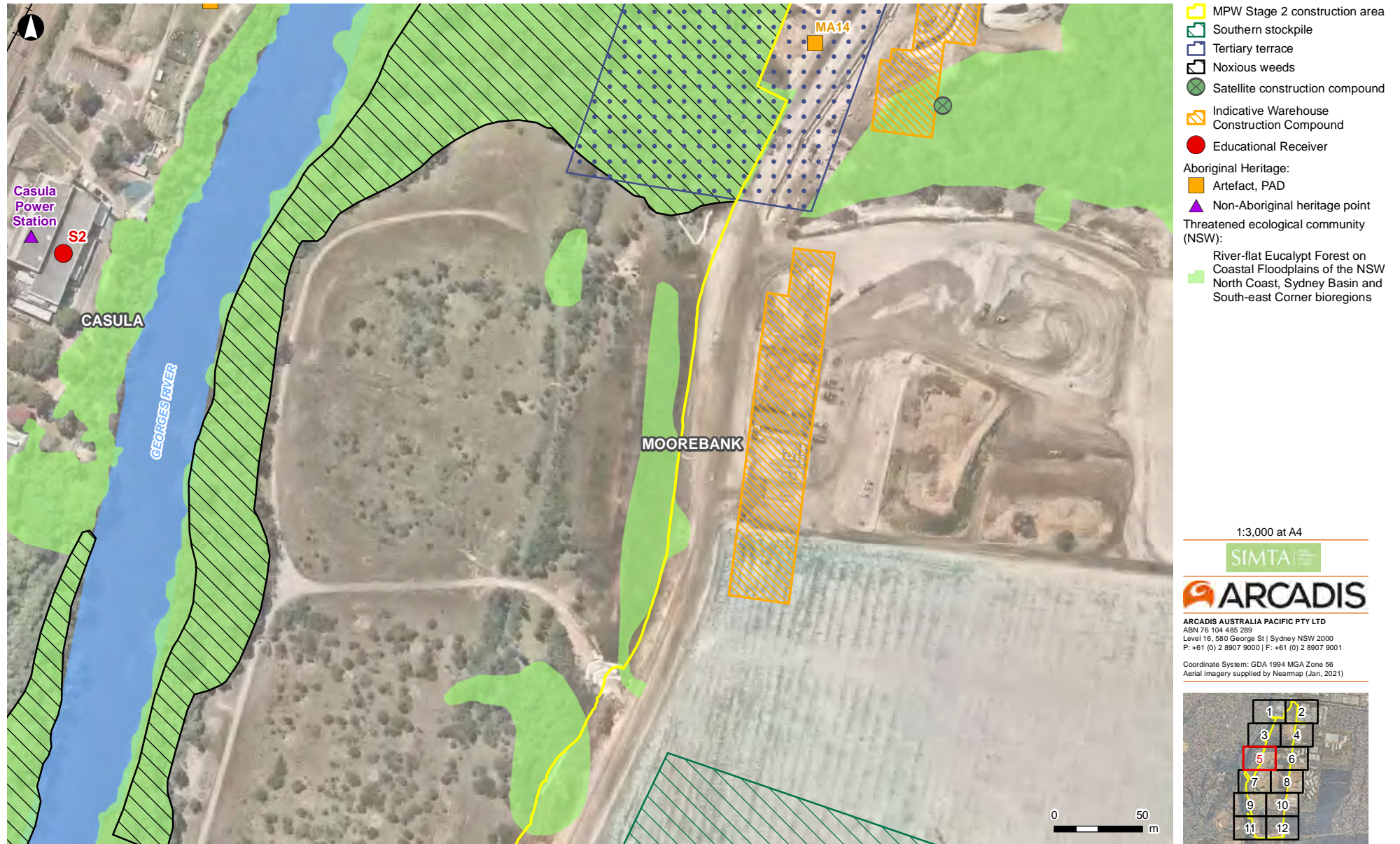
ARCADIS AUSTRALIA PACIFIC PTY LTD
ABN 76 104 485 289
Level 16, 580 George St | Sydney NSW 2000
P: +61 (0) 2 8907 9000 | F: +61 (0) 2 8907 9001

Coordinate System: GDA 1994 MGA Zone 56
Aerial imagery supplied by Nearpmap (Jan, 2021)



Appendix C: MPW Stage 2 Construction Environmental Control Maps

MPW Stage 2 Construction Environmental Management Plan



Appendix C: MPW Stage 2 Construction Environmental Control Maps

MPW Stage 2 Construction Environmental Management Plan



- MPW Stage 2 construction area
- Moorebank Avenue site
- Hollow bearing tree
- Threatened ecological community (NSW):
 - River-flat Eucalypt Forest on Coastal Floodplains of the NSW North Coast, Sydney Basin and South-east Corner bioregions

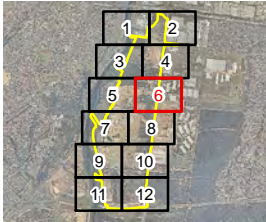
1:3,000 at A4

SIMTA

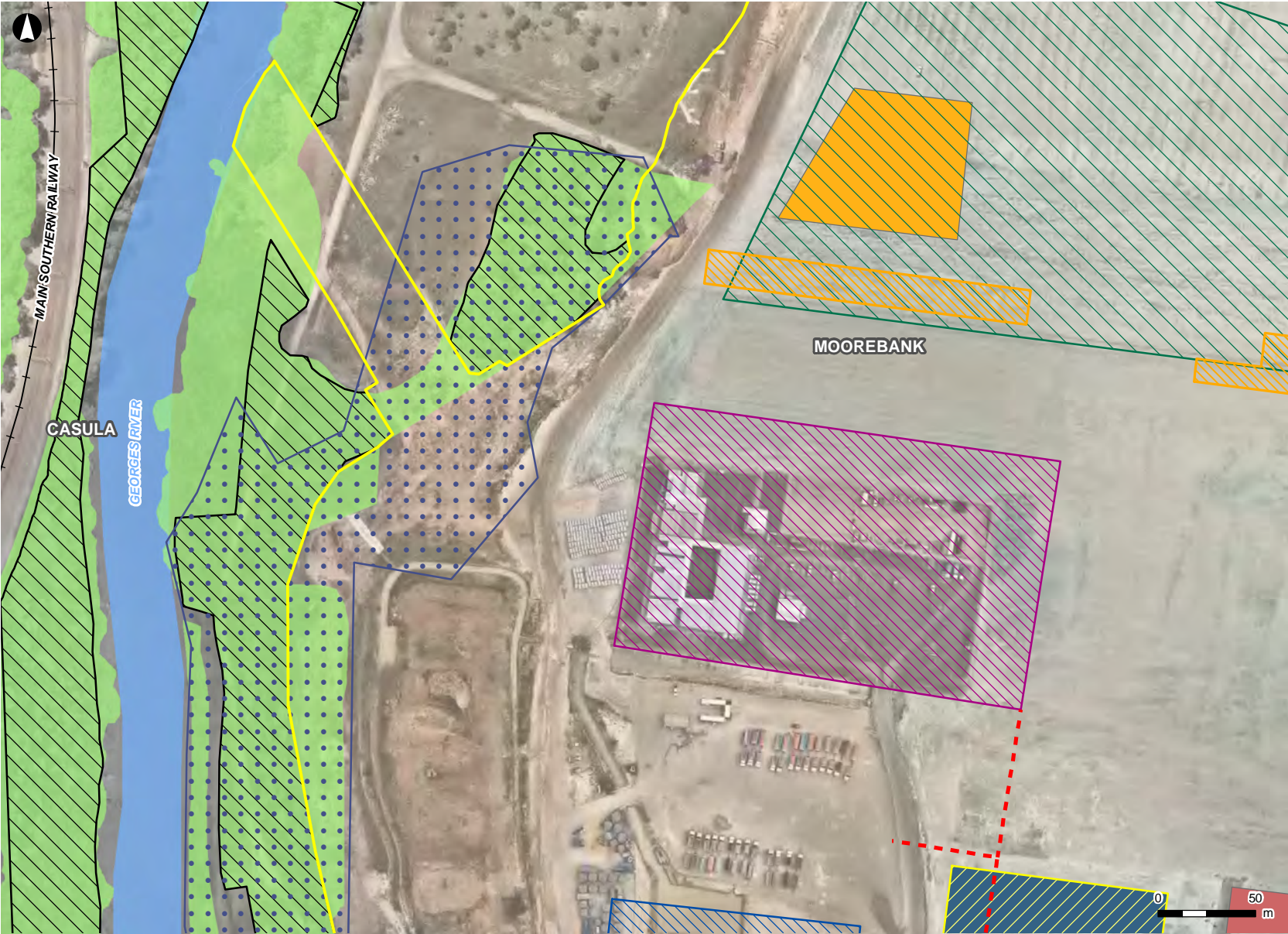
ARCADIS

ARCADIS AUSTRALIA PACIFIC PTY LTD
ABN 76 104 485 289
Level 16, 580 George St | Sydney NSW 2000
P: +61 (0) 2 8907 9000 | F: +61 (0) 2 8907 9001

Coordinate System: GDA 1994 MGA Zone 56
Aerial imagery supplied by Neormap (Jan, 2021)



MPW Stage 2 Construction Environmental Management Plan



- MPW Stage 2 construction area
 - Main compound
 - Ancillary compound
 - Southern stockpile
 - Tertiary terrace
 - Noxious weeds
 - Access road
 - Indicative Warehouse
 - Construction Compound
 - JN compound
 - JN laydown
 - JR compound
 - JR laydown
- Threatened ecological community (NSW):
- River-flat Eucalypt Forest on Coastal Floodplains of the NSW North Coast, Sydney Basin and South-east Corner bioregions

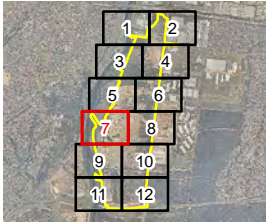
1:3,000 at A4

SIMTA

ARCADIS

ARCADIS AUSTRALIA PACIFIC PTY LTD
ABN 76 104 485 289
Level 16, 580 George St | Sydney NSW 2000
P: +61 (0) 2 8907 9000 | F: +61 (0) 2 8907 9001

Coordinate System: GDA 1994 MGA Zone 56
Aerial imagery supplied by Neimap (Jan, 2021)



MPW Stage 2 Construction Environmental Management Plan



- MPW Stage 2 construction area
- Moorebank Avenue site
- Southern stockpile
- Satellite construction compound
- Indicative Warehouse Construction Compound
- JR laydown

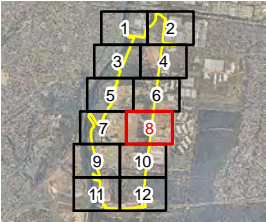
1:3,000 at A4

SIMTA

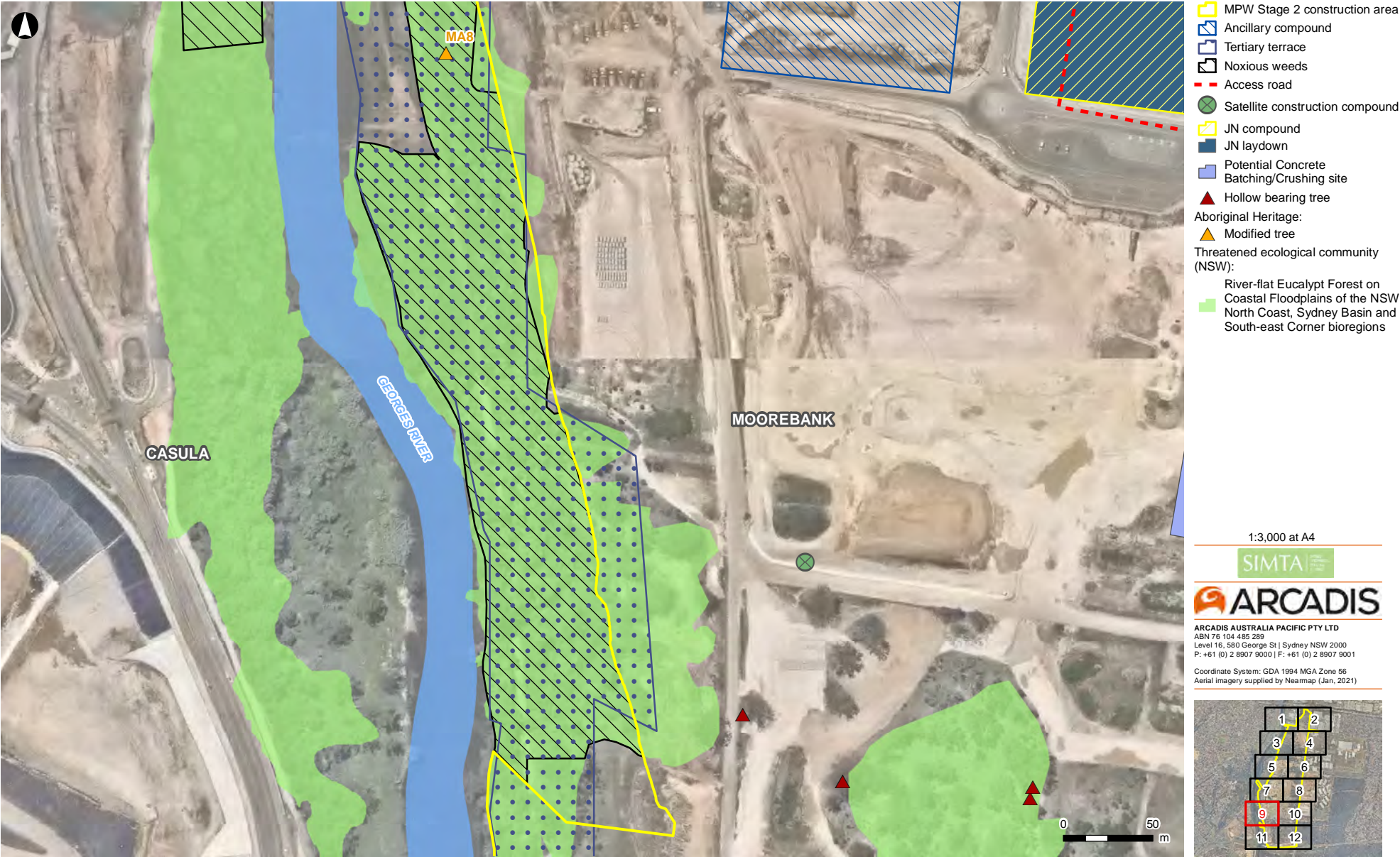
ARCADIS

ARCADIS AUSTRALIA PACIFIC PTY LTD
ABN 76 104 485 289
Level 16, 580 George St | Sydney NSW 2000
P: +61 (0) 2 8907 9000 | F: +61 (0) 2 8907 9001

Coordinate System: GDA 1994 MGA Zone 56
Aerial imagery supplied by Neormap (Jan, 2021)

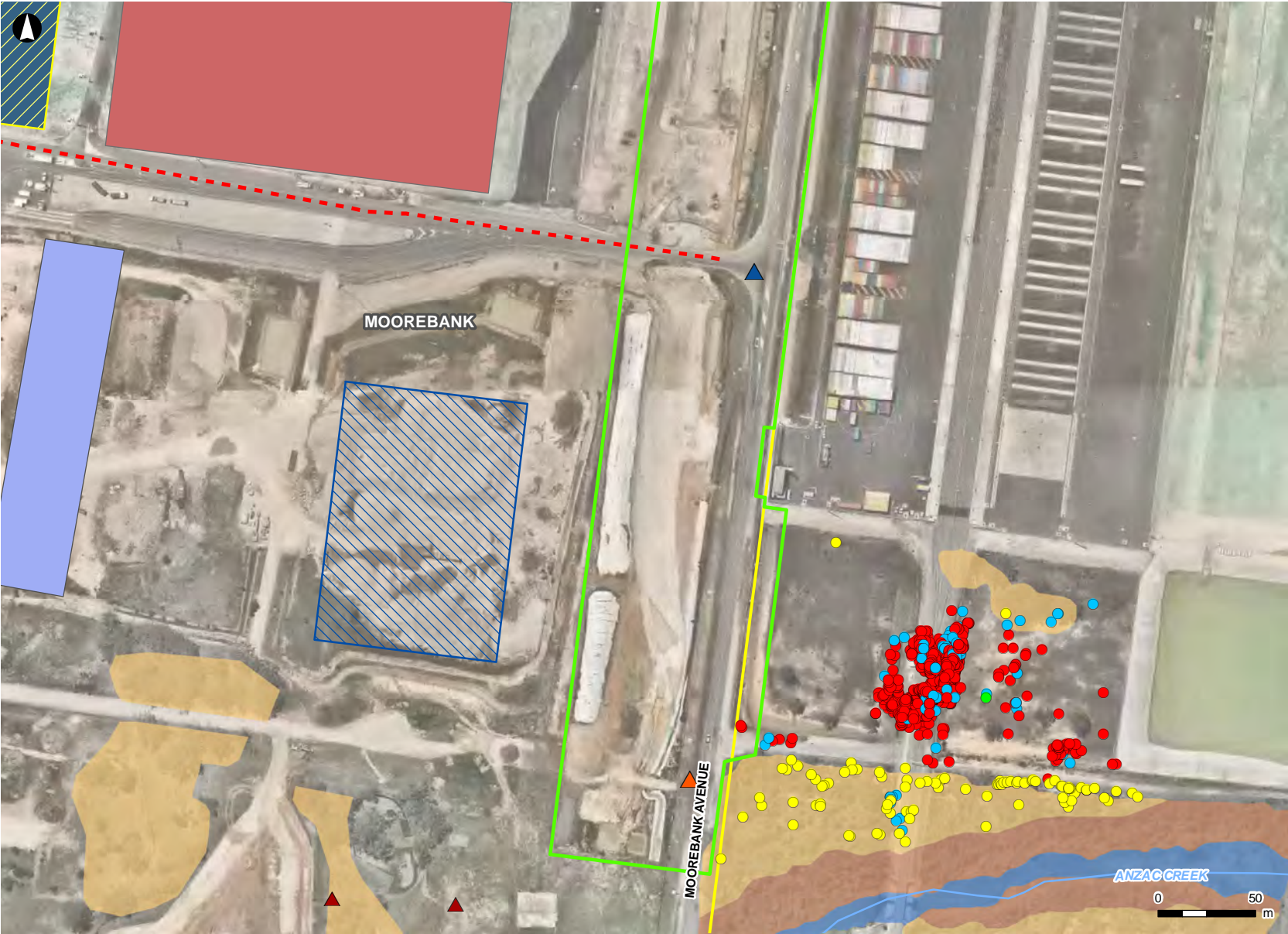


MPW Stage 2 Construction Environmental Management Plan



Appendix C: MPW Stage 2 Construction Environmental Control Maps

MPW Stage 2 Construction Environmental Management Plan



- MPW Stage 2 construction area
- Moorebank Avenue site
- Ancillary compound
- Access road
- JN compound
- JN laydown
- JR laydown
- Potential Concrete Batching/Crushing site
- Future construction site access
- Construction site access
- Hollow bearing tree
- Threatened Flora Species:
 - Acacia bynoeana
 - Hibbertia fumana
 - Hibbertia puberula subsp. puberula
 - Persoonia nutans
- Threatened ecological community (NSW):
 - Castlereagh Scribbly Gum Woodland in the Sydney Basin Bioregion
 - Castlereagh Swamp Woodland Community
 - Freshwater Wetlands on Coastal Floodplains of the NSW North Coast, Sydney Basin and South-east Corner bioregions

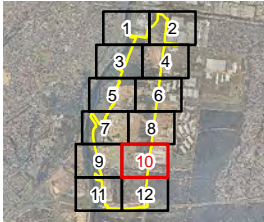
1:3,000 at A4

SIMTA

ARCADIS

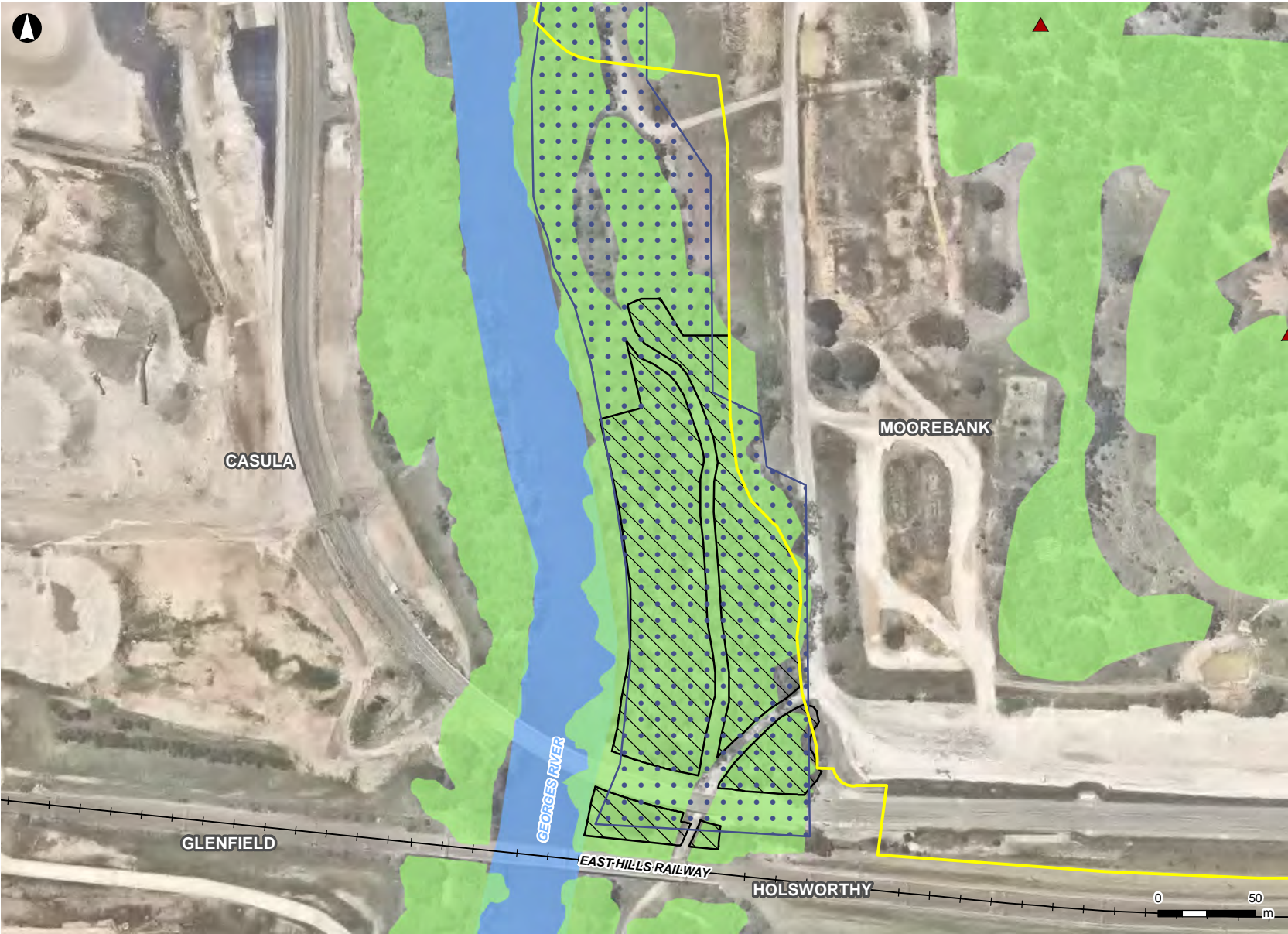
ARCADIS AUSTRALIA PACIFIC PTY LTD
ABN 76 104 485 289
Level 16, 580 George St | Sydney NSW 2000
P: +61 (0) 2 8907 9000 | F: +61 (0) 2 8907 9001

Coordinate System: GDA 1994 MGA Zone 56
Aerial imagery supplied by Nearmap (Jan, 2021)



Appendix C: MPW Stage 2 Construction Environmental Control Maps

MPW Stage 2 Construction Environmental Management Plan



- MPW Stage 2 construction area
- Tertiary terrace
- Noxious weeds
- Hollow bearing tree
- Threatened ecological community (NSW):
 - River-flat Eucalypt Forest on Coastal Floodplains of the NSW North Coast, Sydney Basin and South-east Corner bioregions

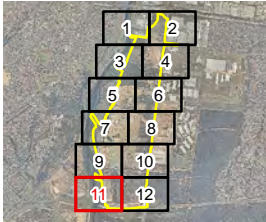
1:3,000 at A4

SIMTA

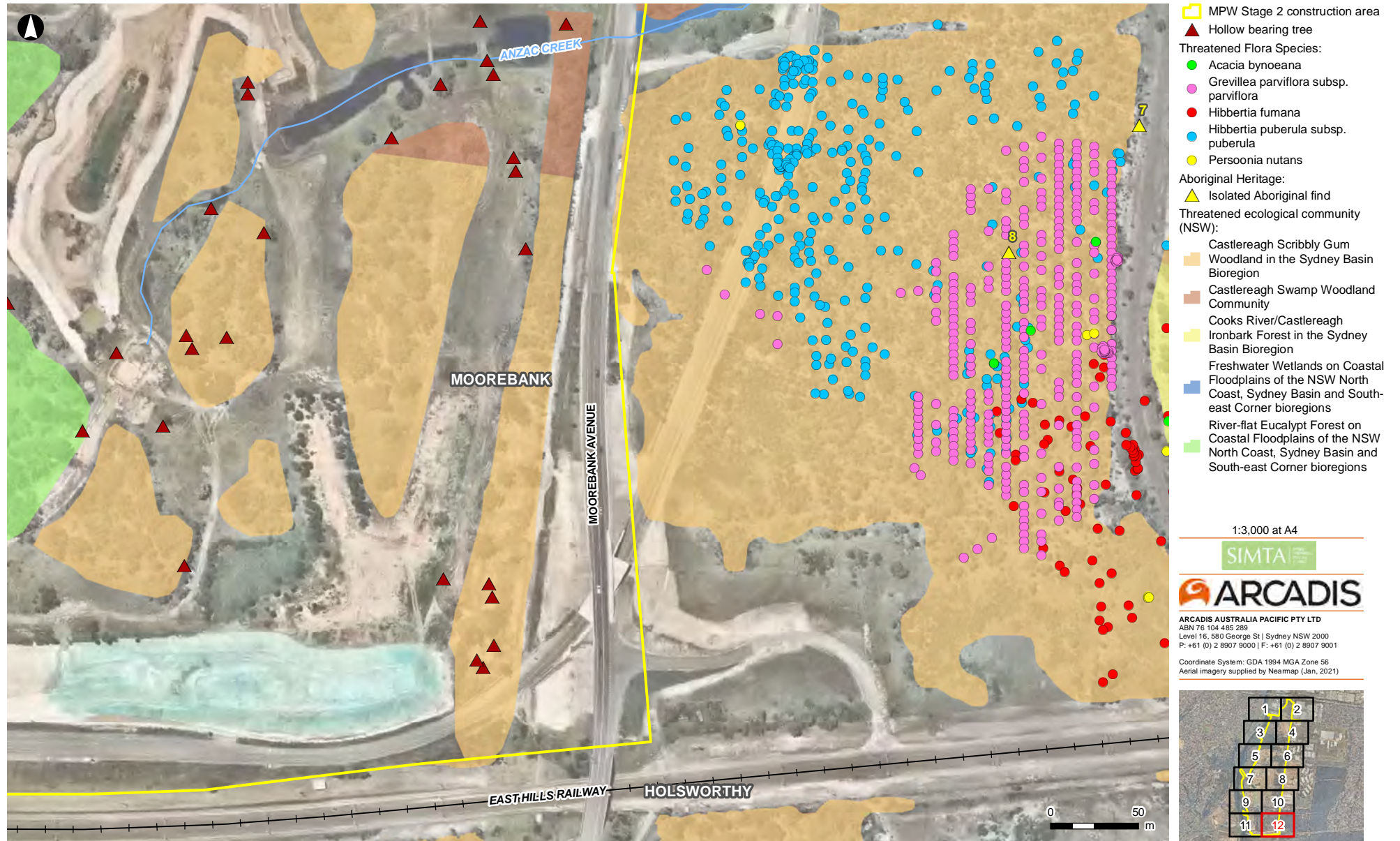
ARCADIS

ARCADIS AUSTRALIA PACIFIC PTY LTD
 ABN 76 104 485 289
 Level 16, 580 George St | Sydney NSW 2000
 P: +61 (0) 2 8907 9000 | F: +61 (0) 2 8907 9001

Coordinate System: GDA 1994 MGA Zone 56
 Aerial imagery supplied by Neimap (Jan, 2021)



MPW Stage 2 Construction Environmental Management Plan



Appendix C: MPW Stage 2 Construction Environmental Control Maps

APPENDIX D – UNEXPECTED FINDS PROTOCOLS

UNEXPECTED FINDS PROTOCOL




Moorebank Precinct West Stage 2

15 July 2021

SYDNEY INTERMODAL TERMINAL ALLIANCE

Moorebank Precinct East Stage 2

Unexpected Finds Protocol

Author	Ketan Patel	
Checker	Jamie Crawford	
Approver	Jamie Crawford	
Report No	MIC2-QPMS-EN-APP-00022	
Date	15/07/2021	
Revision Text	005	

Author Details

Author Details	Qualifications and Experience
Alison Kriegel	<p>PhD Molecular and Cellular Biology</p> <p>BS Biochemistry</p> <p>Alison has over 15 years of experience including post-approval environmental management and compliance on large infrastructure projects.</p>

REVISIONS

Revision	Date	Description	Prepared by	Approved by
001	27/07/2018	Draft for review	AK	KP
002	14/09/2018	Second draft for client review	KN	JC
003	26/10/2018	Issued for ER Review	JC	JC
004	02/08/2019	Updated based on Conditions of Consent	KP	KP
005	27/08/2019	Updated to reflect the CFFMP	KP	KP
006	15/07/21	Updated to address ER comments	MW	RJ

ACRONYMS AND DEFINITIONS

Acronym/Term	Meaning
BAR	Biodiversity Assessment Report
CFFMP	Construction Flora and Fauna Management Plan
CoCs	Conditions of Consent
DoTEE	Commonwealth Department of the Environment and Energy
EM	Contractor's Environment Manager
EP&A Act	<i>Environmental Planning and Assessment Act, 1979</i>
EPBC Act	<i>Environment Protection and Biodiversity Conservation Act 1999</i>
MPW	Moorebank Precinct West
OEH	NSW Office of Environment and Heritage
PE	Project Ecologist
PFAS	Per & Poly-Fluoroalkyl Substances
RCMM	Revised Compilation of Mitigation Measures
SIMTA	Sydney Intermodal Terminal Alliance
SSD	State significant development
UFP	Unexpected Finds Protocol

CONTENTS

REVISIONS	II
ACRONYMS AND DEFINITIONS.....	III
1 INTRODUCTION.....	1
1.1 Objectives and Targets	1
2 ENVIRONMENTAL MANAGEMENT.....	2
2.1 Compliance Matrices.....	2
2.2 Unexpected Finds Protocols	3

APPENDICES

APPENDIX A UNEXPECTED (CONTAMINATION WITHIN IMPORTED SPOIL) FINDS PROTOCOL

APPENDIX B UNEXPECTED (HERITAGE) FINDS

APPENDIX C UNEXPECTED (BIODIVERSITY) FINDS

APPENDIX D UNEXPECTED (ONSITE CONTAMINATION) FINDS PROTOCOL

LIST OF TABLES

Table 1 Objectives and Targets	1
Table 3 Conditions of Consent (CoCs)	2
Table 4 Revised Compilation of Mitigation Measures (RCMMs).....	2
Table 5 Commonwealth Approvals	3

1 INTRODUCTION

The Sydney Intermodal Terminal Alliance (SIMTA) received approval for the construction and operation of Stage 2 of the Moorebank Precinct West (MPW) Project (SSD 7709), which comprises the second stage of development under the MPW Concept Approval (SSD 5066). This Unexpected Finds Protocol (UFP) has been developed to manage the unexpected discovery of contamination within imported spoil, heritage items, threatened flora and fauna, and onsite contamination during the construction phase of Stage 2 of the Moorebank Precinct West (MPW) Project (the Project).

Within this protocol, a strategy has been established to demonstrate the Construction Contractor's approach to the management of unexpected discoveries.

1.1 Objectives and Targets

Refer to Table 1 for high level objectives and targets set for the Project for the management of unexpected discoveries.

Table 1 Objectives and Targets

Objective	Target	Timeframe	Accountability
To implement the unexpected finds protocol to minimise impacts of imported spoil	STOP works in 100% cases where potential contamination is identified in accordance with the Unexpected (Contamination within Imported Spoil) Finds Protocol (Appendix A)	Duration of works	Contractor's CM
To implement the unexpected finds protocol to minimise impacts on unknown heritage items	STOP works in 100% cases where potential heritage is identified in accordance with the Unexpected (Heritage) Finds Protocol (Appendix B)	Duration of works	Contractor's CM
To implement the unexpected finds protocol to minimise impacts on threatened flora and/or fauna species or threatened ecological communities that have not been previously recorded within the Project Site	Stop relevant works in 100% of cases where potential threatened flora and/or fauna species or threatened ecological communities are identified in accordance with the Unexpected (Biodiversity) Finds Protocol (Appendix C)	Duration of works	Contractor's CM
To implement the unexpected finds protocol to minimise the impacts of onsite contamination that has not previously been recorded within the Project site.	Stop relevant works in 100% of cases where potential contamination is identified in accordance with the Unexpected Finds (Onsite Contamination) Protocol (Appendix D)	Duration of works	Contractor's CM

2 ENVIRONMENTAL MANAGEMENT

2.1 Compliance Matrices

The Project is being delivered under Part 4, Division 4.7 of the *Environmental Planning and Assessment Act*, 1979 (EP&A Act).

2.1.1 MPW S2

The SSD 7709 Conditions of Consent (CoC) include requirements to be addressed in this protocol and delivered during the Project. These requirements and how they are addressed are provided within Table 2.

Table 2 MPW S2 CoC

CoC	Requirement	Plan Section	How Addressed
B174	Unexpected Ordnance (UXO), Exploded Ordnance (EO) and Exploded Ordnance Waste (EOW) protocols must be prepared by an UXO contractor listed on the Defence Panel of suitably qualified UXO consultants and contractors.	Appendix D	This Protocol
B175	The CEMP required under Condition C2 must include an Unexpected Finds Protocol(s) for, but not limited to, contamination, ordnances, Aboriginal sites, non-indigenous heritage and flora and fauna.	Appendix B	This Protocol

The Revised Compilation of Mitigation Measures (RCMMs) were prepared as part of the Response to Submissions (Arcadis 2017). A list of the RCMMs as relevant to the Project and how they have been complied within this protocol are provided in Table 3.

Table 3 Revised Compilation of Mitigation Measures (RCMMs)

RCMM	Requirement	Document Reference
6A	The CEMP would identify the actions to be taken should additional contamination be identified during the development of the site (i.e. an unexpected finds protocol), and will address REMM items 8H, 8T, 8U, 8V and 8W (of the MPW Concept Approval (SSD 5066)).	Appendix D
9E	An unexpected finds procedure would be included in the ACHAR and in place for the construction phase of the Proposal.	Appendix B
9G	Consultation with RAPs would continue throughout the life of the Proposal, as necessary. Ongoing consultation with RAPs would take place throughout the reburial of retrieved artefacts and in the event of the discovery of any unexpected Aboriginal objects.	Appendix A Appendix B
10C	An unexpected finds protocol (or equivalent) would be included within the CEMP. If unexpected finds are identified during works, a suitably qualified archaeological consultant would be engaged to assess the significance of the finds and the NSW Heritage Council notified. In this instance, further archaeological work or recording may be required.	Appendix B

2.1.2 MPW S3

The MPW S3 (SSD 10431) CoC include requirements to be addressed in this protocol and delivered during the Project. These requirements, and how they are addressed are provided within Table 4.

Table 4 MPW S2 CoC

CoC	Requirement	Plan Section	How Addressed
-----	-------------	--------------	---------------

B17 (b)	The CEMP must include, but not be limited to, the following: (b) an unexpected finds protocol for contamination and associated communications procedure to ensure that potentially contaminated material is appropriately managed.	Appendix D	This Protocol
B17 (c)	The CEMP must include, but not be limited to, the following: (c) an unexpected finds protocol for Aboriginal and non-Aboriginal heritage and associated communications procedure.	Appendix B	This Protocol
B25	Prior to the commencement of earthworks, the Applicant must prepare an unexpected contamination procedure to ensure that potentially contaminated material is appropriately managed. Where any material identified as contaminated is to be disposed off-site, the disposal location and results of testing submitted to the Planning Secretary prior to its removal from the site.	Appendix D	This Protocol
C28	In the event that surface disturbance identifies an Aboriginal Object, all works must halt in the immediate area to prevent any further impacts to the object(s). A suitably qualified archaeologist and the registered Aboriginal representatives must be contacted to determine the significance of the objects. The site is to be registered in the Aboriginal Heritage Information Management System (AHIMS) which is managed by Heritage NSW and the management outcome for the site included in the information provided to AHIMS. The Applicant must consult with the Aboriginal community representatives, the archaeologists and Heritage NSW to develop and implement management strategies for all objects/sites. Works shall only recommence with the written approval of Heritage NSW.	Appendix B	This Protocol
C29	If any unexpected Relics are uncovered during the work, then all works must cease immediately in that area and Heritage NSW must be contacted. Depending on the possible significance of the Relic, an archaeological assessment and management strategy may be required before further works can continue in that area. Works may only recommence with the written approval of the Heritage NSW.	Appendix B	This Protocol

A list of the Revised Management and Mitigation Measures (RMMMs) as relevant to the Project and how they have been complied within this protocol are provided in Table 5.

Table 5 Revised Management and Mitigation Measures (RMMMs)

RMMM	Requirement	Document Reference
6A	The CEMP would identify the actions to be taken should additional contamination be identified during the development of the site (i.e. an unexpected finds protocol), and will address REMM items 8H, 8T, 8U, 8V and 8W (of the MPW Concept Approval (SSD 5066)).	Appendix D
9A	An unexpected finds procedure would be included in the ACHAR and in place for the construction phase of the Proposal.	Appendix B
10C	An unexpected finds protocol (or equivalent) would be included within the CEMP. If unexpected finds are identified during works, a suitably qualified archaeological consultant would be engaged to assess the significance of the finds and the NSW Heritage Council notified. In this instance, further archaeological work or recording may be required.	Appendix B

The *Environment Protection and Biodiversity Conservation Act 1999* (EPBC Act) approval for the MPW Concept was granted by the Commonwealth Department of the Environment and Energy (DoTEE) in September 2016 (No. 2011/6086). This approval was provided for the impact of the MPW Project on listed threatened species and communities (Sections 18 and 18A of the EPBC Act) and Commonwealth action (Section 28 of the EPBC Act).

The construction and operation of the Project has been designed to be consistent with the EPBC Act Approval conditions, where relevant. EPBC Act Approval conditions for the Project include specific conditions

and commitments that are required to be addressed in this UFP. These conditions relevant to this UFP are identified below in Table 4.

Table 4 Commonwealth Approvals

Commonwealth	Requirement	Document Reference
8	<p>Sections of the CEMP and OEMP relating to contamination and soils must be prepared by a suitably qualified expert and must:</p> <p>...</p> <p>(d) in relation to management of PFAS:</p> <p>...</p> <p>ii) detail implementation and operational procedures, appropriate to the risk posed by any contamination, including:</p> <p>...</p> <ul style="list-style-type: none"> a contingency action plan for unexpected PFAS contaminant discoveries 	<p>Refer to the Moorebank Precinct West – Early Works Per & Poly-Fluoroalkyl Substances (PFAS) Management Plan</p>

2.2 Unexpected Finds Protocols

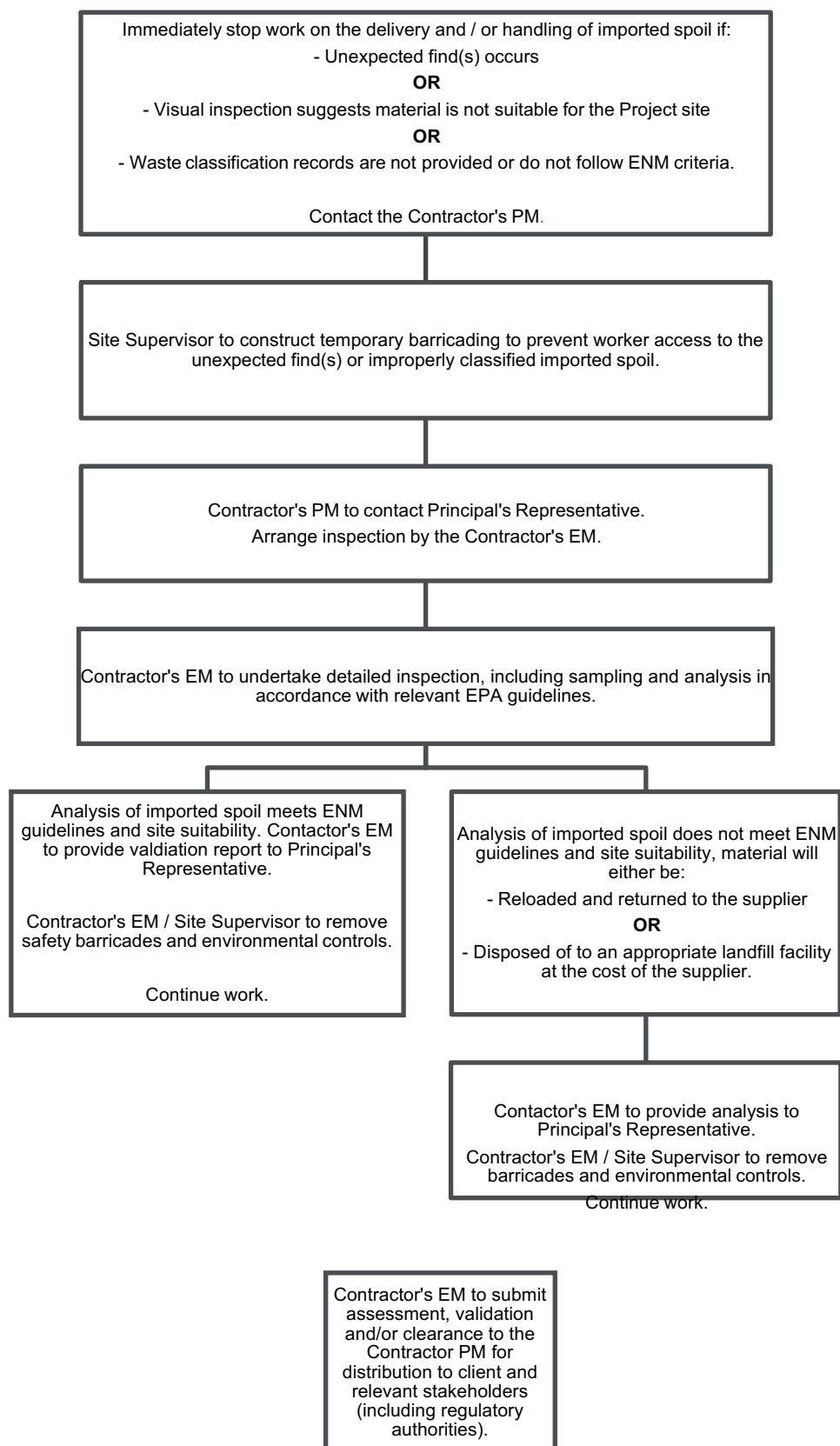
Specific protocols for the discovery of unexpected finds have been developed for potential:

- Contamination within imported spoil
- Aboriginal and non-Aboriginal finds
- Threatened flora and/or fauna species or threatened ecological communities
- Onsite contamination including ordnance.

Each of these specific protocols is included in the following appendices.

APPENDIX A UNEXPECTED (CONTAMINATION WITHIN IMPORTED SPOIL) FINDS PROTOCOL



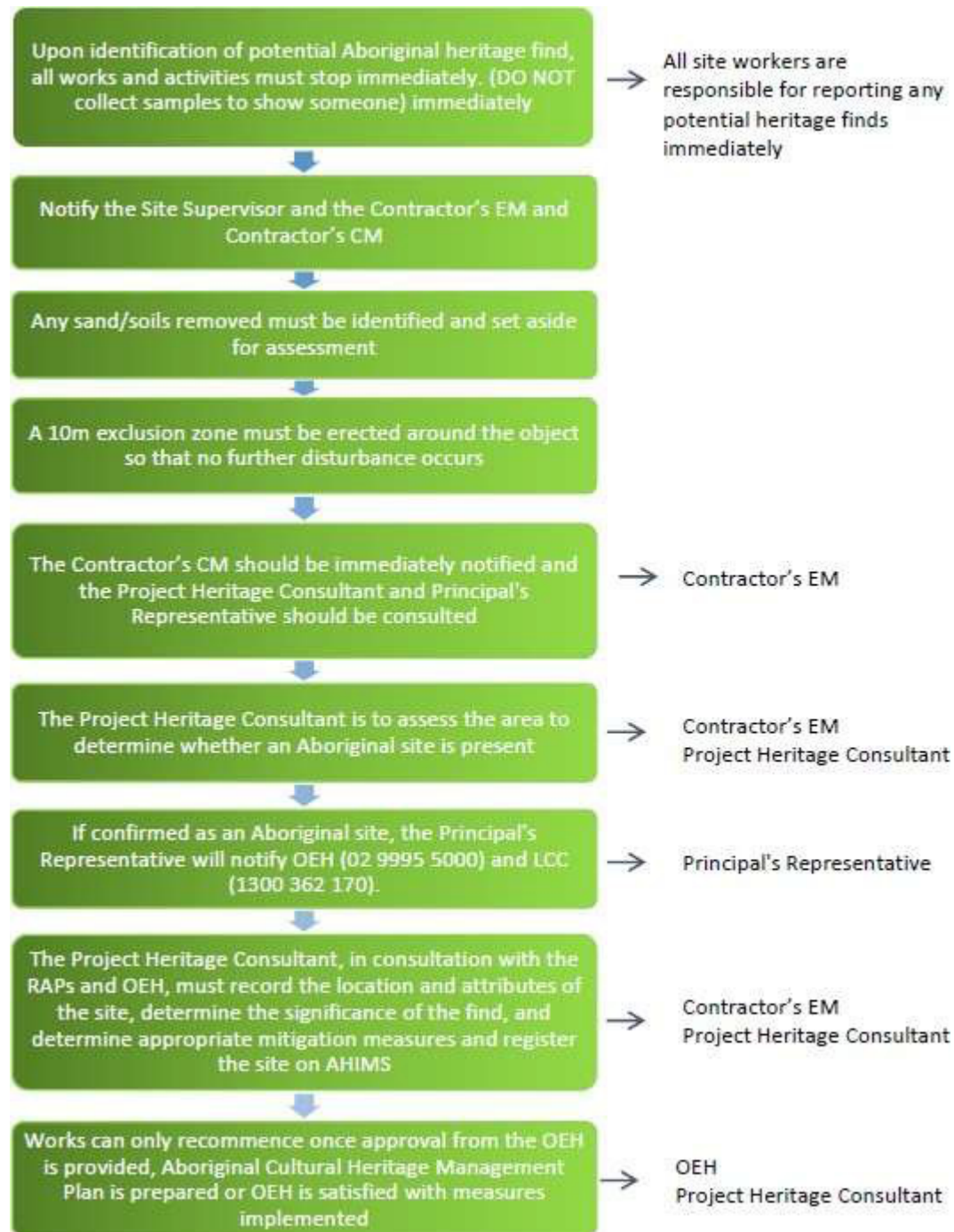


APPENDIX B UNEXPECTED (HERITAGE) FINDS



Unexpected (Heritage) Finds Protocol

Aboriginal Heritage



Examples of Potential Unexpected Aboriginal Finds

It is highly unlikely that any Aboriginal artefacts will be identified on the site due to the historical disturbance of the area. However, the most likely finds are isolated finds such as flaked stone tools.

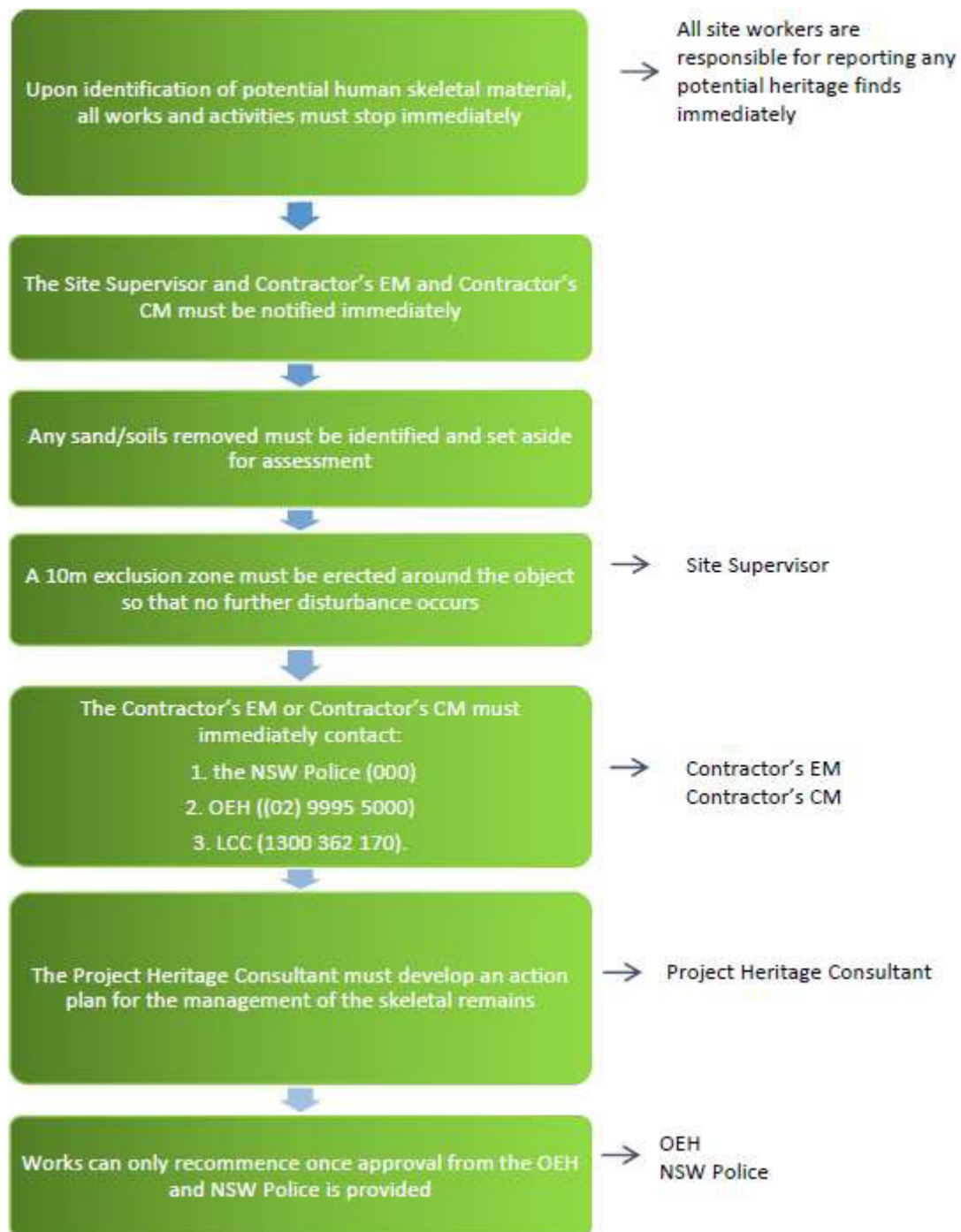
Typical characteristics of flaked stone tools include:

- Sharp edges.
 - Retouch along one or more edges.
 - Stone rich in silica.

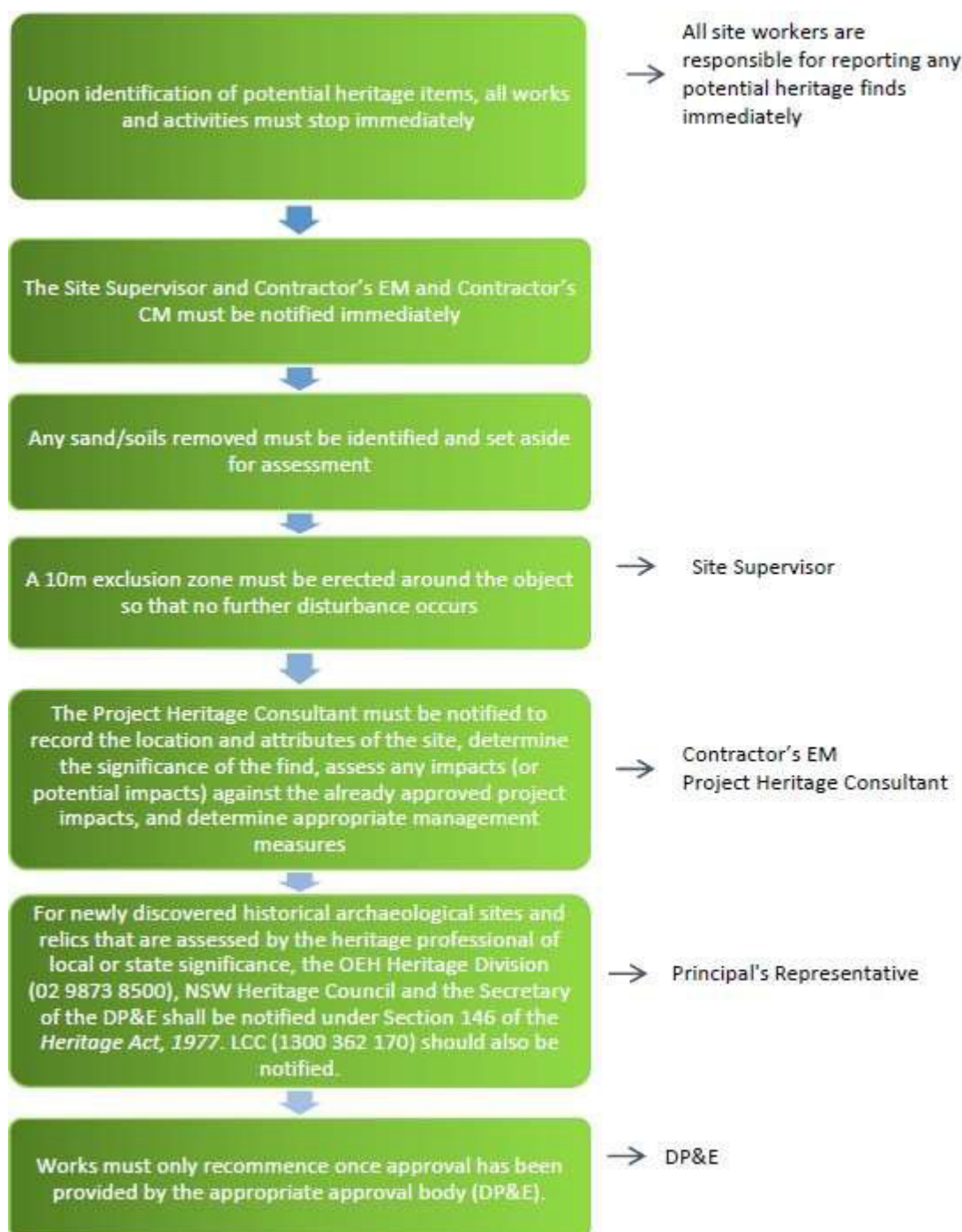
- Stone type often different to the natural rock in the area.
- Flakes
 - Usually less than 50 mm long.
 - A 'striking platform' visible.
 - Impact point often present on the striking platform.
 - A 'bulb of percussion' often present below the striking platform.
 - May have been shaped into a recognisable tool form, such as a point or scraper.
- Cores
- May be fist-sized or smaller.
- May have one or more scars where flakes have been removed.

It is noted that not all features can be seen on each stone tool and some require an experienced eye to identify them. Breakage can remove key features.

Skeletal Remains



Non-Aboriginal Heritage



Note: In the context of this UFP, an unexpected find is defined as a previously unknown heritage item or evidence of heritage value. It does not include uncovering findings within previously identified potential archaeological deposits.

APPENDIX C **UNEXPECTED (BIODIVERSITY) FINDS**

Unexpected (Biodiversity) Finds protocol

Purpose

This Unexpected Finds Protocol explains the actions and measures to be implemented if any threatened flora and/or fauna species or threatened ecological communities that have not been previously recorded within the Project Site (as identified in the documents outlined in CoC A3) are identified during construction.

Training

All personnel undertaking construction activities within the Project site will be inducted on the identification of known and potential threatened species and ecological communities occurring on site, and will be trained in this protocol through Toolbox Talks or a site induction.

Protocol

Upon detection of a threatened species or ecological community during construction activities, the following steps must be followed.

1. **STOP ALL WORK** in the vicinity of the find. Immediately notify the Contractor's Environment Manager (Contractor's EM) who will notify the Project Ecologist (PE) and Principal's Representative. The project ecologist must confirm the presence of the threatened species.
2. **EXCLUSION ZONE.** In consultation with the PE, create a buffer zone/ exclusion zone around the find
3. **EXTERNAL NOTIFICATION.** Principal's Representative to notify OEHL of previously unidentified species
4. **ASSESS IMPACT.** An assessment is to be undertaken by the Contractor's EM, PE and Principal's Representative in consultation with OEHL to identify the flora and/or fauna species level, the likely impact to them and appropriate management options, such as re-location measures.
5. **OBTAIN APPROVALS.** Obtain any relevant licences, permits or approvals required if the threatened species / ecological community is likely to be significantly impacted. Consultation with OEHL must be completed for any proposed amendments to the location or reclassification of threatened species, populations and ecological communities as identified in the updated BAR.
6. **RECOMMENCE WORKS.** Construction works may recommence once the Contractor's EM has:
 - a. Obtained approvals as required, and
 - b. Confirmed that all corrective actions and additional mitigation measures have been implemented.
7. **UPDATE PLANS AND PROCEDURES.** The Contractor's EM must ensure that the threatened species / ecological community is included in subsequent site plans and/or sensitive area drawings, inductions and Toolbox Talks. The Contractor's EM must provide information to enable an update of ecological monitoring and/ or biodiversity offset requirements

APPENDIX D UNEXPECTED (ONSITE CONTAMINATION) FINDS PROTOCOL







Potential Site Hazards



If you **SEE** or **SMELL** anything unusual

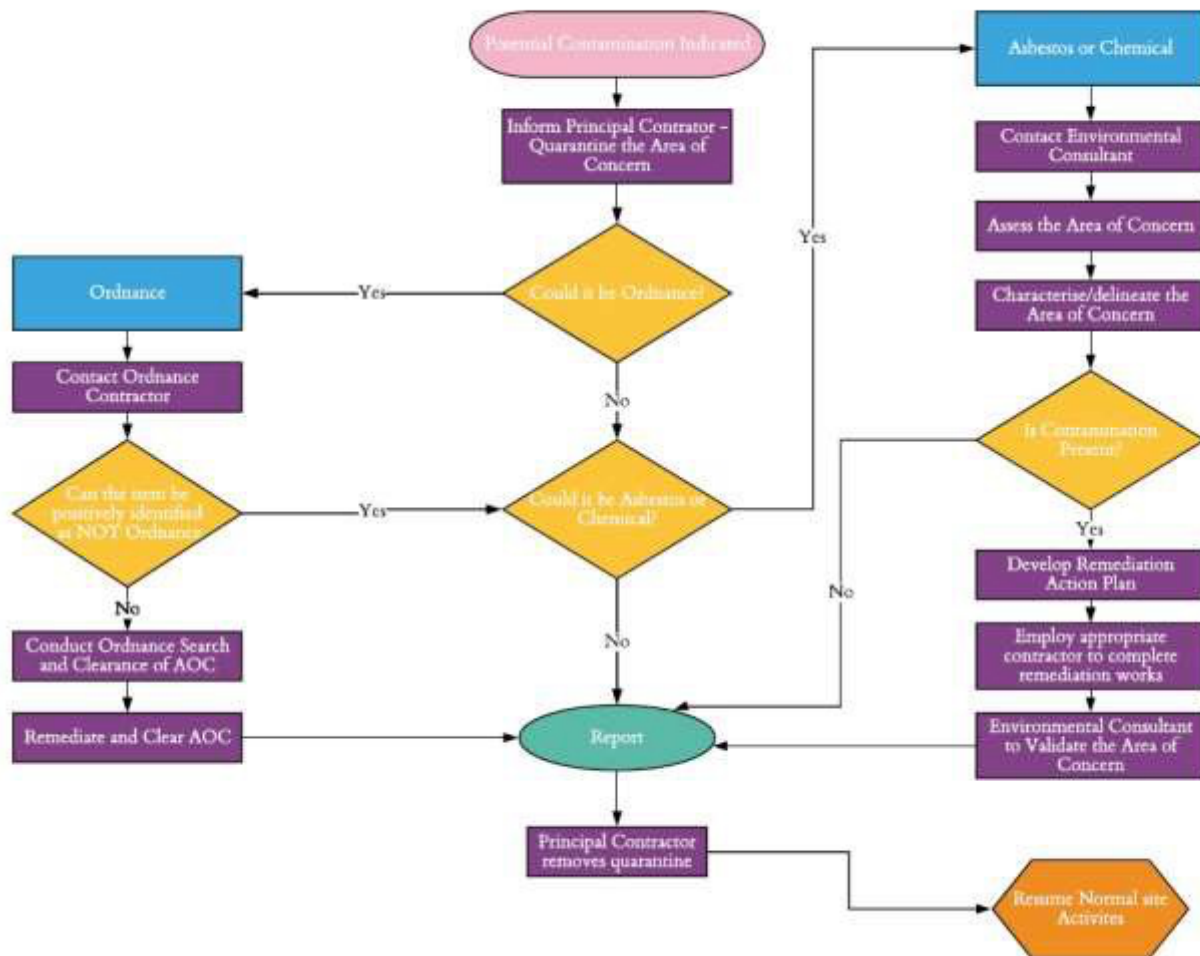


STOP WORK & contact Site Foreman



**Do not restart work before
the area has been investigated
and cleared by an
Environmental Consultant**

Unexpected Finds Protocol (UFP)



APPENDIX E– CONSTRUCTION TRAFFIC AND ACCESS MANAGEMENT PLAN

**APPENDIX F – CONSTRUCTION SOIL AND WATER
MANAGEMENT PLAN**

**APPENDIX G – CONSTRUCTION EMERGENCY RESPONSE
PLAN**

**APPENDIX H – CONSTRUCTION AIR QUALITY MANAGEMENT
PLAN**

APPENDIX I – CONSTRUCTION NOISE AND VIBRATION MANAGEMENT PLAN

**APPENDIX J – CONSTRUCTION HERITAGE MANAGEMENT
PLAN**

APPENDIX K – CONSTRUCTION FLORA AND FAUNA MANAGEMENT PLAN

APPENDIX L – CONTAMINATION MANAGEMENT PLAN

APPENDIX M – ACID SULFATE SOILS MANAGEMENT PLAN

APPENDIX N – COMMUNITY COMMUNICATION STRATEGY

**APPENDIX O – CONSTRUCTION DEMOLITION AND WASTE
MANAGEMENT PLAN**

APPENDIX P – LIGHT SPILL MANAGEMENT

LIGHT SPILL MANAGEMENT

PURPOSE

This Appendix has been developed for the construction period of the Project, to address the Department of the Environment and Energy (DotEE) Approval (EPBC 2011/6086) and forms part of the Construction Environmental Management Plan.

LOCAL CONTEXT

A number of residential suburbs are located in proximity to the Project site. The approximate distances of these suburbs to the MPW Stage 2 site are provided below:

Suburb	Distance to MPW Stage 2 site
Wattle Grove	1000 m to the east
Moorebank	630 m to the north-east
Casula	330 m to the west
Glenfield	820 m to the south-west

The land surrounding the site includes:

- The Moorebank Precinct East (MPE) site, formerly the Defence National Storage Distribution Centre (DNSDC), on the eastern side of Moorebank Avenue, which was owned by Qube Holdings Ltd.
- The Medium Voltage Production Facility site, also known as the ABB site, located to the northwest of the MPW site on the eastern side of the Georges River, owned by ABB Australia
- The Glenfield Waste Facility (GWF) located to the south east of the MPW site, on the western side of the Georges River, which is owned by Glenfield Waste Services Group
- The area immediately east of the MPW site (and directly south of the MPE site) known as the 'Southern Boot Land', includes an existing rail spur within a vegetated remnant bushland. The East Hills Rail Corridor is south of the Southern Boot Land, which is owned and operated by Sydney Trains. Further to the southeast is the Holsworthy Military Reserve, which is owned by the Commonwealth
- The Boot Land, to the immediate east of the MPE site between the eastern site boundary and the Wattle Grove residential area, which is owned by the Commonwealth
- The Defence Joint Logistics Unit (DJLU) is located immediately east of the MPW site. The DNSDC was relocated to the Defence Joint Logistics Unit (DJLU), to the north of the MPE site, and is listed as a sensitive receiver in the MPW Stage 2 EIS
- The Moorebank Business Park (currently including companies such as Toyota, Electrolux and BMW warehousing and showroom facilities) located adjacent to the MPW site on the eastern side of Moorebank Avenue to the north of the DJLU site and Anzac Road.

CONSTRUCTION IMPACTS

Lighting would be required during construction of the Project to illuminate within ancillary facilities, and on plant and equipment used for various construction activities.

The MPW Stage 2 EIS states that the impacts of light spill during construction of the Project are expected to be minor as it would be localised and temporary in nature. The majority of construction activities would occur during standard daytime construction hours and would not require lighting. Lighting that would occur during out of hours works would be contained and positioned to avoid light spill to surrounding areas.

The Light Spill Provisional Environmental Management Framework (PEMF) prepared for the MPW EPBC Act approval indicated that some out of hours construction works may be required as part of the construction of the Project. Lighting required to enable these works would have the potential for light spill impacts due to the presence of fixed lighting within the facility and movement of vehicles during night works. However, lighting would be contained to the area of actual works and designed to avoid light spill to surrounding areas as much as possible. No significant effects on fauna are expected during construction of the Project.

MANAGEMENT MEASURES

The following management measures will be implemented during the construction of the Project:

- Temporary lighting (fixed and portable) will be designed, located and directed to minimise the effects of light spill on surrounding sensitive receivers and conservation area (MPW Response to Submission Management and Mitigation Measure 14C)
- Where required for construction works, cut-off and directed lighting would be used and lighting location considered to ensure glare and light spill are minimised (MPW Response to Submission Management and Mitigation Measure 14C and Revised Compilation Mitigation Measure 8A)
- Potentially affected residents and relevant authorities will be notified in advance of any out of hours works (MPW PEMF).

Refer also to the Construction Flora and Fauna Management Plan (Appendix K of this CEMP) regarding management of potential light spill impacts on fauna.

MPW Response to Submission Management and Mitigation Measures 14D to 14H are considered applicable to the design of permanent built infrastructure and will be addressed in the MPW Stage 2 Urban Design and Development Report (UDDR) and operational plans.

MONITORING

Monitoring of light spill impacts will be undertaken by the Contractor's Environment Manager (or delegate) during weekly inspections of construction activities to monitor compliance with the requirements of the approval and this CEMP. Daily (nightly) monitoring will be undertaken during any out of hours works.

Inspections will focus on the following key issue:

- Location and direction of temporary (fixed and portable) lighting.

An Environmental Inspection Checklist will be used to maintain compliance and effectiveness of controls. Items that require action will be documented during environmental inspections and notified to the relevant Site Supervisor. The Site Supervisor will be responsible for providing appropriate resources in terms of labour, plant and equipment to enable the items to be rectified in the nominated timeframes.

Note that additional monitoring referred to in the MPW PEMF applies to the operation phase of the Project and is therefore not referenced further in this appendix.

APPENDIX Q – MPW STAGE 3 CEMP-SPECIFIC MANAGEMENT CONTROLS

Q.1 MPW Stage 3 Construction Environmental Management Plan

Condition B17 of the MPW Stage 3 development consent outlines the content requirements of the construction environmental management plan (CEMP) for the MPW Stage 3 Project. In addition to the standard management plan content, the condition outlines a number of specific environmental management requirements for the CEMP.

To demonstrate compliance with Condition B17, the MPW Stage 3 CEMP-specific management requirements are addressed in Table 1 below, to enable their implementation during the construction and operation of the MPW Stage 3 development.

Where there is no existing sub-plan or analogous management requirement under the MPW Stage 2 (SSD 7709) development consent, MPW Stage 3-specific management measures, controls or commitments are provided in the table.

Where a MPW Stage 3-specific management requirement has been addressed as part of the revision of an MPW Stage 2 management plan, reference to the relevant management plan is provided.

Table 3 MPW Stage 3 (SSD 10431) CEMP-specific management requirements

MPW Stage 3 CEMP - specific management requirements		
Condition reference	Management requirement	Measures or controls
B17(a)(i)	Hours of work	Refer to Section 1.3.4 of the MPW Stage 2 and MPW Stage 3 CEMP (the CEMP).
B17(a)(ii)	24-hour contact details of site manager	Refer to Section 2.8 of the CEMP and site notice board.
B17(a)(iii)	Dust and odour (air quality) - to protect the amenity of the neighbourhood	Air quality management measures are outlined in Table 2 below.
B17(a)(iv)	Stormwater control and discharge.	The MPW Stage 3 Project will be undertaken in accordance the MPW Stage 2 CSWMP (rev 13, dated 15 June 2021). The MPW Stage 2 CSWMP outlines controls to manage site water (including stormwater) quality and discharge.
B17(a)(v)	Minimise tracking of sediment and other materials onto the roadway by vehicles leaving site.	Controls to minimise the tracking of sediment onto the roadway are contained in the Drivers' Code of Conduct (provided as Appendix B of the MPW Stage 2 CTAMP (rev 15, dated 15 June 2021).
		Management measures AQ7-AQ15 in Table 1-2 below provide controls to minimise the tracking of sediment and other materials onto the roadway.
B17(a)(vi)	External lighting compliant with AS 4282-2019 Control of the obtrusive effect of outdoor lighting.	All external lighting for the MPW Stage 3 Project will be compliant with the requirements of AS 4282-2019 Control of the obtrusive effect of outdoor lighting, where relevant.
B17(a)(vii)	Handling of community consultation and complaints as set out in the Community Communication Strategy (condition B8).	The handling of community consultation and complaints would be in accordance with the processes and protocols outlined in Section 2.6 of the CEMP.
B17(b)	An unexpected finds protocol for contamination and associated communications procedure to ensure that potentially contaminated material is appropriately managed.	The Unexpected Finds Protocol (Contamination) is in Appendix D of the CEMP.
B17(c)	An unexpected finds protocol for Aboriginal and non-Aboriginal heritage and associated communications procedure.	The Unexpected Finds Protocol (Heritage) is in Appendix D of the CEMP.

MPW Stage 3 CEMP - specific management requirements		
Condition reference	Management requirement	Measures or controls
B17(d)	Mitigation, monitoring and management procedures specific to the crushing plant that would be implemented to minimise environmental and amenity impacts.	Crushing plant must adhere to management and mitigation measures presented in Section 4.5 and Section 4.6 of the MPW Stage 2/MPW Stage 3 CNVMP (rev 10, dated 16 June 2021).
B17(e)	Sustainability measures and practices to be implemented during the construction process.	<p>Opportunities to achieve sustainability outcomes will be sought throughout the design and construction program. These may include:</p> <ul style="list-style-type: none"> - Passive solar design - Use of energy efficient plant and equipment - Use of renewable energy sources - Cross-ventilation - Selection of materials with lower energy manufacturing requirements - Use of locally-sourced materials to reduce impacts associated with transport - Rainwater capture and reuse - Water efficient fixtures and fittings - Waste minimisation and recycling.
B17(f)	The recording of quantities, classification (for materials to be removed) and validation (for materials to remain) of each type of waste generated during construction and proposed use.	Waste management measures are outlined in Table 1-3 below.
B17(g)	Recycling and disposal locations	Proposed recycling and waste disposal locations will be designated during the detailed design of the proposed construction compound as part of the MPW Stage 3 Project.
B17(h)	Confirmation of the contamination status of the development areas of the site based on the validation results.	Condition C39 requires the implementation of the Long-term Environmental Management Plan(s) prepared under B172 of MPW Stage 2 (SSD 7709) for the duration of construction and operation.

MPW Stage 3 CEMP - specific management requirements		
Condition reference	Management requirement	Measures or controls
		<p>The contamination status of the development areas of MPW Stage 3 is detailed in the LTEMP(s) (and associated documentation for the MPW Site, including the Site Audit Statements and Site Audit Reports) for the MPW Stage 2 Project.</p> <p>In accordance with Condition C37, a Site Audit Statement would be sought following the completion of placement of fill for any areas under the MPW Stage 3 Project prior to the commencement of permanent built surface works.</p>

As outlined in Table 1, air quality management measures for the MPW Stage 3 Project are outlined in Table 2. The management measures outlined in Table 2 also address the requirements of the Final Compilation of Mitigation Measures (Appendix 3 of the SSD 10431 development consent) and EPBC 2011/6086 approval.

Table 4 MPW Stage 3 air quality management measures

ID	Management Measures	Timing	Responsibility	Reference
General				
AQ1	Management of emissions will be incorporated into Project inductions, training and pre-start talks.	During construction	Site Supervisor Contractor's EM	REMM 10C EPBC CoA 10 a)
AQ2	Implementation of an on-site meteorological station that will measure parameters including but not limited to: wind speed and wind direction. It will be implemented in accordance with relevant Australian Standard documentation and EPA guidelines	During construction	Contractor's EM	CoC A54 EPBC CoA 10 a)
Topsoil Stripping and Handling				
AQ3	Water carts will be used to control dust emissions from vehicles traveling on unpaved surfaces, graders and dozers pushing fill material and during fill handling and stockpiling activities.	During construction	Contractor's EM	RCMM 3A REMM 10B, 10D and 10H EPBC CoA 10 a)

ID	Management Measures	Timing	Responsibility	Reference
AQ4	Progressive rolling and sealing of stripped areas.	During construction	Contractor's EM	RCMM 3A REMM 10M
AQ5	The extent of clearing of vegetation and topsoil will be staged and limited to the designated footprint required for construction.	During construction	Contractor's EM	RCMM 3A REMM 10M
AQ6	Revegetation or rehabilitation activities will proceed once construction activities were completed within a disturbed area.	Post construction	Contractor's EM	RCMM 3A REMM 10N EPBC CoA 10 a)
Hauling				
AQ7	Land stabilisation works will be carried out progressively on site to minimise exposed surfaces.	During construction	Site Supervisor Contractor's EM	RCMM 3A REMM 10M
AQ8	Water carts will apply water at a rate of >2 L/m ² /hr on all unsealed internal roadways, work areas and travel routes. When necessary, paved roads must also be regularly swept and watered	During construction	Contractor's EM	RCMM 3A REMM 10D and 10H EPBC CoA 10 a)
AQ9	All construction vehicles on-site will be confined to a designated route with a speed limit of 20 km/hr enforced. Graders will be limited to a speed of 8 km/hr to reduce potential dust emissions.	During construction	Contractor's EM	RCMM 3A and 3B REMM 10D, 10J and 10K EPBC CoA 10 a)
AQ10	Trips and trip distances will be controlled and reduced where possible, for example by coordinating delivery and removal of materials to avoid unnecessary trips	During construction	Contractor's EM	REMM 10F EPBC CoA 10 a)
AQ11	Shaker grid and / or wheel cleaning will be used at site exits to minimise the potential for dirt tracking. A street sweeper will be made available to clean any dirt mud tracking on public / sealed roads.	During construction	Contractor's EM	RCMM 3A REMM 10F and 10H EPBC CoA 10 a)
AQ12	All trucks entering or leaving the site with loads must have their loads fully tarped.	During construction	Contractor's EM	RCMM 3A RCMM 6J

ID	Management Measures	Timing	Responsibility	Reference
				REMM 10D and 10H EPBC CoA 10 a)
AQ13	Tailgates of road transport trucks will be securely fixed before loading and immediately after unloading.	During construction	Site Supervisor	REMM 10H EPBC CoA 10 a)
AQ14	Each truck entry will be visually checked and documented to confirm that only approved materials that are consistent with the environmental approvals are allowed to enter the Project site. Where applicable, material characterisation reports/certification showing that the material being supplied is VENM/ENM will be provided	During construction	Site Supervisor Contractor's EM	RCMM 6J Standard Practice
AQ15	Vehicle movements will be limited to designated entries and exits, haulage routes and parking areas. Undertake haulage of imported fill in accordance with the Construction Traffic and Access Management Plan (CTAMP) and the Construction Spoil Management Plan (CSpMP).	During construction	Site Supervisor Contractor's EM	RCMM 3B REMM 10F EPBC CoA 10 a)
Fill Handling and Stockpiling				
AQ16	Dust generation will be monitored during site activities, including stockpiling and the importation of spoil. Work practices will be modified for dust generating activities (i.e. clearing and excavation) during periods of adverse weather (e.g. hot, dry and windy conditions based on visual / current conditions or local weather stations, where appropriate) and when dust is observed during the project site. Appropriate stockpile management measures (e.g. watering, compaction, etc.) must also be employed during adverse weather conditions and when dust is observed leaving site.	During construction	Site Supervisor Contractor's EM	RCMM 3A REMM 10B, 10D and 10I EPBC CoA 10 a) Blue Book
AQ17	Stockpiles, hardstand areas and exposed surfaces will be regularly watered (or other equivalent means) to minimise dust emissions, such that emissions will be halved relative to not applying the water (or other treatment).	During construction	Site Supervisor Contractor's EM	RCMM 3A REMM 10D, 10H and 10L
AQ18	Unloading of dusty material / loads will be minimised by reducing drop heights and application of water sprays where required.	During construction	Site Supervisor Contractor's EM	RCMM 3A Standard Practice

ID	Management Measures	Timing	Responsibility	Reference
AQ19	Stockpiles (treated and unstabilised) will not exceed an area of 1 hectare.	During construction	Site Supervisor Contractor's EM	REMM 10L EPBC CoA 10 a)
AQ20	Exposed areas and stockpiles (treated and unstabilised) will be limited in area and duration.	During construction	Site Supervisor Contractor's EM	REMM 10M EPBC CoA 10 a)
AQ21	Stabilisation (compaction / binder / hydromulch / hydroseeding with infertile cover crop) of stockpiles if not worked on for more than 10 days or of placed fill if construction does not commence within 10 days.	During construction	Contractor's EM	CoC B43 REMM 10M
AQ22	Visually monitor untreated / unstabilised stockpiles daily for moisture content to ensure dust generation is minimised.	During construction	Site Supervisor Contractor's EM	CoC B46 RCMM 3A REMM 10H
AQ23	Imported spoil will be suitably moist when delivered and will be bulldozed to the Project site.	During construction	Contractor's EM	RCMM 3A REMM 10L
Wind Erosion				
AQ24	Shade cloths and screens to be installed around work site compounds, stockpiles and along boundaries adjacent to sensitive receivers.	Prior to construction	Contractor's EM	REMM 10B and 10G EPBC CoA 10 a)
AQ25	Necessary vegetation and topsoil clearing will be limited to the minimum footprint required.	During construction	Contractor's EM	Standard practice
AQ26	Wind erosion from stockpiles will be limited by minimising the number of workfaces on stockpiles and through temporary stabilisation (compaction of surface, water sprays, seeding, veneering).	During construction	Contractor's EM	REMM 10B and 10G
Diesel Exhaust				
AQ27	Construction plant and equipment be well maintained and regularly serviced in accordance with the manufacturer's specification and to remain within air quality guidelines and standards.	During construction	Contractor's EM	REMM 100

ID	Management Measures	Timing	Responsibility	Reference
AQ28	Registered road vehicles with smoky exhausts (more than 10 seconds) shall be excluded from the Project site.	During construction	Contractor's EM	Standard practice
AQ29	Unnecessary idling for trucks and plant will be avoided with engines turned off during periods of inactivity.	During construction	Site personnel	Standard practice
AQ30	Emissions from trucks will be regulated in accordance with the requirements prescribed in the National Environmental Protection Measure (NEPM) (Diesel Vehicle Emissions) (NEPC, 2001) or suitably relevant standards.	During construction	Contractor's EM	REMM 10Q EPBC CoA 10 a)
AQ31	All construction vehicles will be tuned to avoid releasing excessive smoke from the exhaust and will be compliant with OEH Smokey Vehicles Program under the Protection of the Environment and Operations Act 1997 (NSW) (POEO Act) and POEO Regulations (NSW) (2010).	During construction	Contractor's EM	REMM 10R EPBC CoA 10 a)
AQ32	All on-road trucks will comply with the Euro V emission (or suitably relevant) standards.	During construction	Contractor's EM	REMM 10S EPBC CoA 10 a)
AQ33	All new off-road construction equipment will be required to meet, at minimum, the US Environmental Protection Agency (EPA) Tier 3 emission standards for non-road diesel engines.	Prior to construction	Contractor's EM	REMM 10T EPBC CoA 10 a)
Odour Emissions				
AQ34	Excavation works in potentially contaminated soils will be completed during optimal dispersive conditions to minimise odorous emissions.	During construction	Contractor's EM	CoC B47 REMM 10P EPBC CoA 10 a)
AQ35	Refuelling of plant and equipment will be sited as far from sensitive receivers as practical and limited to low volatility fuels (i.e. diesel) to prevent odour impacts.	During construction	Contractor's EM	CoC B47 Standard practice
AQ36	Temporary sewage collection (i.e. use of portaloos) will be sited to provide an adequate buffer to sensitive receivers (<200m from closest receivers) and will be operated to ensure no offensive odour (cleaned and emptied on a regular basis). Sewage will be disposed at a suitable licenced disposal facility.	During construction	Contractor's EM	CoC B47 Standard practice

ID	Management Measures	Timing	Responsibility	Reference
AQ37	Laying of asphalt pavement will be undertaken infrequently and over short durations. An adequate buffer to sensitive receivers (<200m from closest receivers) and will be operated to ensure no offensive odour impacts.	During construction	Contractor's EM	CoC B47 Standard practice
Dust				
AQ38	Implement Action Response Level (ARL) of 50ug/m ³ for PM ₁₀ (i.e. where the 1-hour average is 50ug/m ³ or greater a trigger alert occurs and a proactive management response must be initiated)	Prior to construction	Contractor's EM	CoC B46 RCMM 3A REMM 10B and 10U EPBC CoA 10 a)
AQ39	Visually monitor stockpiles daily for moisture content to ensure dust generation is minimised.	During construction	Contractor's EM	CoC B46 RCMM 3A REMM 10B and 10H EPBC CoA 10 a)
AQ40	Dust deposition will be measured and reported on a monthly basis.	During construction	Contractor's EM	CoC B46 RCMM 3A EPBC CoA 10 a)

As outlined in Table 1, air quality management measures for the MPW Stage 3 Project are outlined in Table 3. The management measures outlined in Table 3 also address the requirements of the Final Compilation of Mitigation Measures (Appendix 3 of the SSD 10431 development consent).

Table 3 MPW Stage 3 waste management measures

ID	Management Measure	Timeframe	Responsibility	Reference
WR1	The NSW Governments Waste Management Hierarchy of “avoid-reduce- reuse- recycle-dispose” will be followed as the framework of waste management throughout the Project. Specifically, avoidance and re-use will have priority over recycling, which in turn will have priority over disposal.	During construction	Contractor's EM Contractor's PM	FCMM 12A REMM 18E
WR2	All waste generated during construction will be assessed, classified and managed in accordance with the <i>NSW EPA Waste Classification Guidelines Part 1: Classifying Waste</i> (EPA, 2014).	During construction	Contractor's EM Site Supervisor	CoC C31
WR3	Sewage waste will be disposed of by a licensed waste contractor in accordance with Sydney Water and OEH requirements.	During construction	Contractor's EM Contractor's PM	REMM 18H
WR4	All sampling and waste classification data will be retained for the life of the development in accordance with the requirements of the EPA. In addition, a waste register of waste collected for disposal and/or recycling will be maintained and include the license details for waste disposal facilities and carriers (where necessary).	During construction	Contractor's EM Contractor's PM	Standard practice
WR5	Good housekeeping will be maintained with waste removed to designated areas.	During construction	Site Supervisor	Standard practice
WR6	All waste generated during construction will be secured and maintained within designated waste storage areas at all times and will not leave the site onto neighbouring public or private properties.	During construction	Contractor's EM Site Supervisor	CoC C30
WR7	No waste generated outside the site will be received at the site for storage, treatment, processing, reprocessing, or disposal unless it satisfies the conditions in the CoC. As such, fill material will be accepted on site when a material characterisation report/certification is provided showing that the material is VENM/ENM and if environmental assurance is conducted to confirm that the fill complies with the <i>NSW EPA Waste Classification Guidelines</i> .	During construction	Contractor's EM Site Supervisor	FCMM 6J

ID	Management Measure	Timeframe	Responsibility	Reference
WR8	The quantities of each waste type generated during construction and the proposed reuse, recycling and disposal locations will be recorded.	During construction	Contractor's EM Site Supervisor	CoC 33
WR8	No hazardous or regulated waste would be disposed of on site.	During construction	Contractor's EM Site Supervisor	REMM 7I
WR9	All offsite disposals will be carried out by approved transport operators and to approved facilities.	During construction	Contractor's EM Site Supervisor	REMM 7J
WR10	Other dangerous goods, including any waste materials present on the Project site, would be suitably contained, with secondary containment and runoff controls implemented where appropriate to prevent leaks or spills migrating to environmentally sensitive areas, in particular via stormwater systems that drain to the Georges River.	During construction	Contractor's EM Site Supervisor	REMM 7K
WR11	<p>Location and set up of waste receptacles will be determined taking into account:</p> <ul style="list-style-type: none"> • Protection from weather • Accessibility for removal • Safety of personnel • Type of waste • Exclusion of vermin 	During construction	Site supervisor	Standard practice
WR12	No residential wastes are to be received at the Project site.	During construction	Site supervisor	Standard practice
WR13	Procurement of materials will be planned and managed to avoid the over- ordering of products and minimise excess packaging. Bulk ordering will be undertaken where possible.	During construction	Contractor's PM Site Supervisor	Standard practice
WR14	Topsoil (weed free) will be stockpiled in accordance with SIMTA criteria in allocated areas and reused for landscaping.	During construction	Site Supervisor Contractor's EM	Standard practice

ID	Management Measure	Timeframe	Responsibility	Reference
WR17	<p>Fill and topsoil will be reused on site wherever possible. Unsuitable fill material and excess cut material that cannot be used on site will be reused or disposed of in the following order of priority (subject to meeting the relevant criteria for off site use or disposal):</p> <ul style="list-style-type: none"> • Transfer to nearby SIMTA projects for immediate use • Transfer to an approved SIMTA stockpile site for reuse on a future project only if a specific project has been identified prior to stockpiling • Transfer to a SIMTA approved site for reuse on concurrent private / local government project only if a specific project is identified prior to stockpiling and all appropriate approvals are obtained <p>Disposal at a licenced material recycling or waste disposal facility following classification in accordance to the <i>NSW EPA Waste Classification Guidelines</i></p>	During construction	Site Supervisor Contractor's EM	Standard practice
WR18	Excavated spoil will be used for site fill and landscaping where feasible, and the remainder will be sent to a recycling facility. Any excavated material that requires disposal will be subject to waste classification under the <i>NSW EPA Waste Classification Guidelines 2014</i> .	During construction	Site Supervisor	Standard Practice
WR21	<p>Segregation of waste in bins / skips:</p> <ul style="list-style-type: none"> • General waste • Hazardous • Metal • Office waste comingled recyclables 	During construction	Site Supervisor	Standard practice
WR23	All wastes removed from the site will only be directed to a waste management facility or premises lawfully permitted to accept the materials, following classification.	During construction	Site Supervisor Contractor's EM	CoC B181
WR24	Contaminated waste will be segregated from other wastes, assessed, classified, and disposed of appropriately in accordance with relevant legislation.	During construction	Site Supervisor Contractor's EM	Standard practice
WR25	Waste will be managed and disposed of in accordance with the POEO Act and the WRAPP.	During construction	Site Supervisor Contractor's EM	Standard practice
WR26	All wastes removed from the site that are unable to be reused or recycled will only be disposed of offsite at a licensed waste management facility or premises lawfully permitted to accept the materials, following classification.	During construction	Site Supervisor Contractor's EM	Standard practice

ID	Management Measure	Timeframe	Responsibility	Reference
WR27	The disposal of chemical, fuel and lubricant containers, solid and liquid wastes must be in accordance with the requirements of the local council or EPA.	During construction	Site Supervisor Contractor's EM	Standard practice
WR28	The burning of waste is strictly prohibited on the Project site.	During construction	Site Supervisor Contractor's EM	Standard practice
WR29	No wastes are to be disposed of on site, with the exception of the beneficial reuse of spoil and crushed concrete etc. for the works.	During construction	Site Supervisor Contractor's EM	Standard practice
WR30	Recycled material and materials with a recycled content will be considered for use in where that material is cost and performance effective.	During construction	Contractor's EM	Standard practice
WR31	Imported fill materials will be from an appropriately licensed facility, or other nearby projects with excess suitable clean fill material (subject to meeting the required criteria).	During construction	Contractor's EM	Standard practice
WR32	Where possible unused material and chemical containers will be returned to the supplier to reuse.	During construction	Contractor's EM	Standard practice
WR33	Materials will be selected wherever possible, which maximise durability and lifespan.	During construction	Contractor's PM Site Supervisor	Standard practice
WR34	Where possible, selection of materials for use in construction will occur to minimise waste generated throughout their lifecycle.	During construction	Contractor's PM Site Supervisor	REMM 18C
WR35	The collection and reuse of captured water for dust suppression, wash down and use in amenities or revegetation will be carried out where possible.	During construction	Contractor's EM	Standard practice
WR36	Oils, oily wastes, and other hazardous liquids will be captured, labelled and stored in a sealed container within a bunded area so that these do not enter the stormwater system. Material collected from within bunded areas will be disposed of offsite at a licensed facility.	During construction	Contractor's EM	Standard practice
WR37	Use of non-potable water from sediment basins, wheel wash etc will be favoured over potable water supply.	Prior to and during construction	Contractor's EM Site Supervisors	Standard practice
WR38	Use of polymers rather than water for dust suppression activities.	During construction	Contractor's EM Site Supervisors	Standard practice

ID	Management Measure	Timeframe	Responsibility	Reference
WR39	Procurement of water efficient appliances and use of spray mist rather than hoses for demolition dust suppression where possible.	Prior to and during construction	Contractor's EM Site Supervisor	Standard practice