JST ACCESSIBILITY UPGRADE

ARCHITECTURAL DRAWING SET

scott carver

AUGUST 2016

DESIGN STATEMENT

INTRODUCTION

The enclosed set of documents sets out a range of proposed internal alterations to the Joan Sutherland Theatre (JST) at the Sydney Opera House. These projects are defined as Accessibility Projects in response to the recent Accessibility Master Plan (AMP) as prepared by Scott Carver.

The Accessibility Master Plan (AMP) was prepared in response to the commitment by the Sydney Opera House within the *Sydney Opera House Access Strategic Plan 2013-2015* which establishes the guiding principles of equity and social inclusion.

The purpose of the AMP was to maximise access for all, balancing the need for maintaining excellence for the venues within the Sydney Opera House; meeting its obligation as a World Heritage listed asset; its compliance to regulatory requirements; and maintaining its place as a world class performing arts venue.

The AMP identified the current gaps in compliance and explored the constraints of the existing premises. As a result, a series of opportunities were identified to provide equitable access to the core public and performer areas within the Sydney Opera House. Importantly the public equitable access routes are required to be a front of house and dignified solution; which is currently not the case when accessing the JST.

The Sydney Opera House has recently committed to a closure of the JST in 2017 in order to upgrade machinery elements associated with the Stage. As a result of these pending upgrades, a series of accessibility improvements have been made possible that considers the commitments of the AMP.

These core commitments were:

- Explore how compliant wheelchair accessible spaces can be provided.
- Explore how patrons are provided with an equitable path of travel from the principal entrance point to the theatre; in the case of JST via the Southern Foyer.
- Provide accessible amenities for patrons once they are at the venue.
- Provide equitable access for performers, including dressing rooms and access to the performance spaces.

PROPOSED WORKS

In response to the Accessibility Master Plan, a series of projects have been developed in consultation with the Sydney Opera House, Design 5 (Heritage Architects) and through design review by the Conservation Council and the Eminent Architects Panel. These projects are defined in the following categories in order to align with the principals of the Accessibility Master Plan.

1. WHEELCHAIR ACCESSIBLE SEATING

Provision of Wheelchair Accessible Seating within the theatre, as defined by:

JST DA Project 1
Seating Upgrade

This project provides wheelchair accessible seating in two key locations within the theatre where access is possible and sight lines are maintained.

2. VERTICAL AND HORIZONTAL CONNECTIONS

Provision of an equitable path of travel to the western side of the theatre, providing access to the wheelchair accessible seating spaces off Level 2 and 3 of the Foyer.

Currently there is no equitable path of travel from the Southern to Northern foyer of the JST. As a result, a proposed passage way at Level 2 provides an equitable connection between the two foyers; and in turn provides access to Level 2 wheelchair spaces.
From the Northern Foyer a new lift (31) provides connection between the various levels of the Northern Foyer.

Level 3 provides an equitable path of travel via a new passage to the Level 3 wheelchair accessible seating.

This circulation is defined in the diagram below and includes the following projects:

JST DA Project 2
Northern Foyer Access Level 2

JST DA Project 3
Northern Foyer Access Level 3

JST DA Project 4
Northern Foyer Lift 31

3. PATRON AMENITIES

Once at the theatre, new accessible toilet facilities are required. This is defined by:

JST DA Project 5
Sanitary Facilities Upgrade

4. PERFORMER ACCESSIBILITY

In order to provide accessible facilities for the performers, upgrades will be proposed for the dressing room facilities, and accessibile paths to the performance areas of the theatre.

Whilst the Stage is currently accessible, the Orchestra Pit below is not.

The following projects rectify this and ensure performers have dignified and equitable access. The projects that define this solution include:

JST DA Project 6
Dressing Room Upgrade

JST DA Project 7
Orchestra Pit Accessibility Upgrade.

DESIGN STATEMENT

DESIGN APPROACH

In designing the accessibility changes to the JST, careful consideration has been given to the key documents that define the World Heritage value of the building, including the Conservation Management Plan and the Utzon Design Principles.

The Sydney Opera House was designed at a time where the principles of Universal Accessibility and the concept of equitability within the public realm did not exist. However in considering changes, one can look to the Utzon Design Principles (UDP) to help inform key approaches that can define the detail of the design solution.

In regards to the approach to the theatres, the UDP notes:

> *"One of the great features of the Opera House is the approach, the openness, the fluidity of people's movement through the house."*

To date, the connection from the Southern to Northern Foyer is via the eastern and western stairs that wrap around the theatre. Whilst this is an experience that able bodied persons can enjoy, there is not an equitable connection between the Foyers.

The proposed **passage connections at Level 2 and 3** are intended to provide equitable access and importantly minimise the impact to the JST.

At Level 2, the connection extends beyond an existing doorway alcove. At Level 3, the connection cuts through the side stairs on the western side. However, the level 3 passage connects against the brush box clad theatre, allowing patrons to continue against the external face of the primary stairs.

These passageways have been designed to minimise the impact to the JST whilst considering a broad range of existing structural constraints. The proposal adopts the existing materiality of the Sydney Opera House through precast floor finishes, brush box timber cladding, and bronze trim elements. This meets the intent of the UDP where there is a simplicity in the number of materials; and the materials in turn underline the planning. Where the passage slides past the theatre, the brush box cladding is extended to line the passageway. Where the passage cuts the existing stairs, panelised bronze cladding infills under the stair in a regular geometry of uniform components.

We consider that this is in response to the UDP which notes:

> *Under control by strict geometry "...the only way to attack the ...major parts of the building would be to bring them under control by a strict geometry and then divide them into uniform components, which can be produced by machine under strict control both as regards dimensions and quality".*

In connecting the Southern Foyer to the Northern Foyer, the carpet of the Northern Foyer is extended towards the south, in order to provide a visual cue to patrons as they connect through to the Northern Foyer. Along the route are connections to the existing Lift 8 and associated stair. This core provides egress from the JST to the ground floor.

As part of the accessible upgrades, the passage includes safe havens for wheelchairs in the case of emergency. This safe haven occurs in a fire isolated zone; whereby in fire mode, concealed doors close.

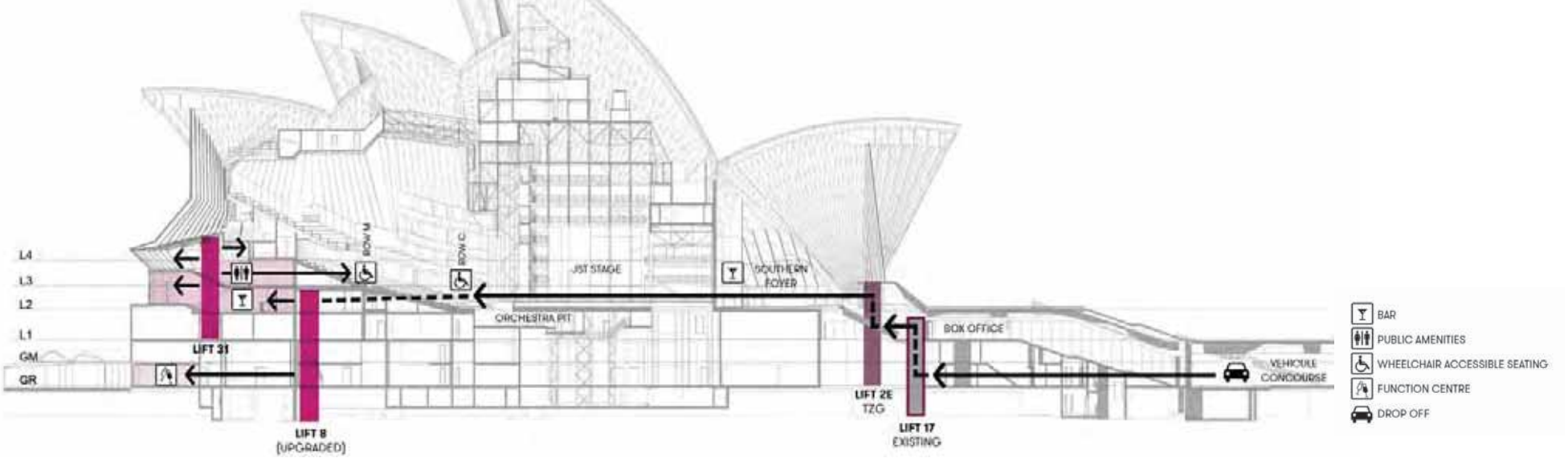

DESIGN STATEMENT

NORTHERN FOYERS LIFT 31

One of the most significant challenges for equitability within the Northern Foyer is the connection between Level 2 (Caves), Level 3, and Level 4; including the intermediate levels to the Northern Foyer.

A range of design solutions have been explored in order to provide a **lift connection** within the Northern Foyer; importantly in a location that minimises the visual impact to the foyer, and minimising the impact to the heritage significant structural fabric.

The nominated location of Lift 31, occurs to the western side of the Northern Foyer, and sits parallel to the existing concrete stair ribs.
At the lowest (Caves) Level 2, the core defines a new lobby area, with the shaft clad in panellised bronze cladding. This infills the acute angle under the stairs at the lift shaft and 'hides' the lift pit and associated infrastructure.

At Levels 3 and 4, the lift shaft is glazed with a simple internal steel supporting structure. The glazed shaft is supported at the structural cuts to the stairs with a flat plate element that in turn clads the edge of the stairs as a bronze skirt.

The detail is similar to the skirt at the base of the Northern Foyer glazing where it sits on the precast plinth. The lift car and it's doors are glazed in order to minimise the visual impost on the Northern Foyer whilst ensuring patrons using the lift have a strong visual connection to the foyer.

At the uppermost level, the Lift interfaces with the perimeter framing of the foyer glass. The location of the lift has been carefully planned around a range of constraints in order to provide an Accessible and BCA compliant lift. The western side of the lift requires minimal adjustments to the painted steel that supports the glazed façade. In reconfiguring the façade, the lift shaft is incorporated with the steel framing which is designed to match the existing structure.

The **Wheelchair Accessible Seating** spaces provided in the theatre have been designed to provide spaces within two zones in the stalls, accessed off the new Level 2 and 3 connections.
The proposed locations provide the opportunity for a BCA compliant solution; that can be adopted over time as wheelchair spaces are required.

In other words, the solution is adaptable over time, and allows SOH to gauge the demand based on changes in accessibility needs and changes in patron demographics.

Level 2 requires temporary removal of seating on an as needs basis as patrons enter on the western side. The seat removal allows compliant circulation in front of the wheelchair spaces with required companion seats. Level 3 requires temporary removal of existing seating plus construction of temporary platforms. These platforms have been designed with close consultation with the SOH to ensure the platforms can be managed by SOH staff and installed on an as needs basis.
We note that wheelchair spaces were explored at Level 4; however the resultant sightlines were impaired by the circle seating above.

The remaining projects proposed include **patron amenities and performer accessibility**. For patrons, there are two new unisex accessible toilets at either end of the Level 3 Northern Foyer amenities bank. For performers, a new unisex accessible toilet and an accessible dressing room occurs under the theatre within the existing performer back of house.

The final project provides an accessible connection to the lower level of the Orchestra Pit through a sesame lift that serves both as a stair and a wheelchair platform lift.

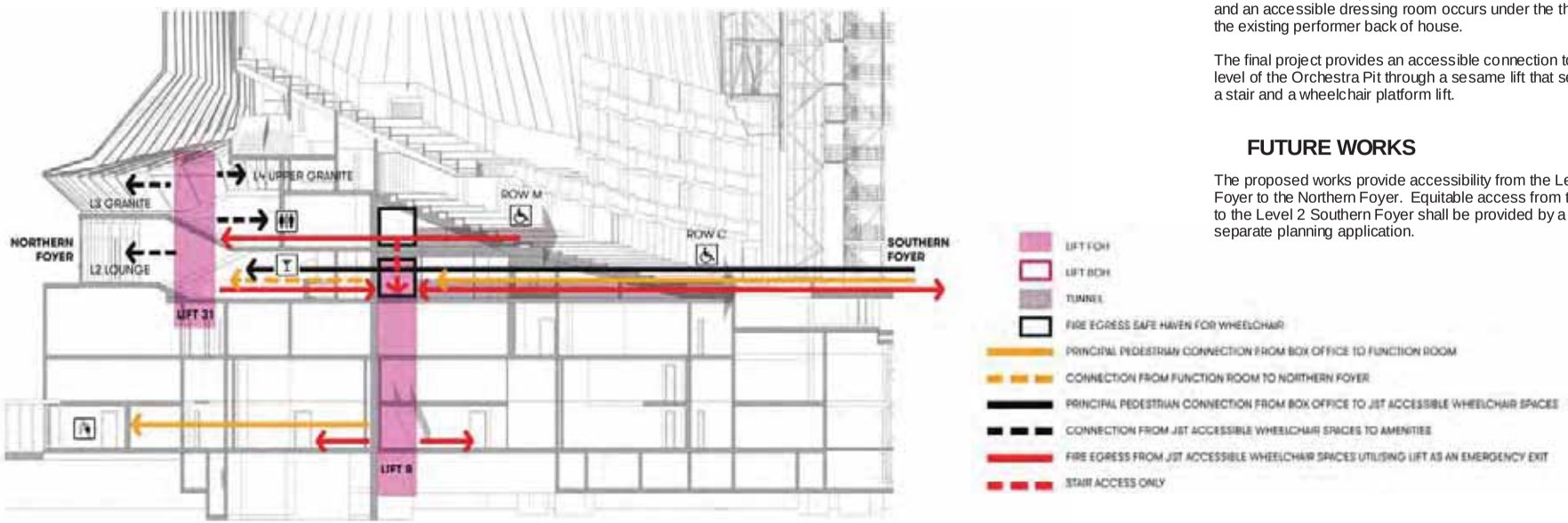

FUTURE WORKS

The proposed works provide accessibility from the Level 2 Southern Foyer to the Northern Foyer. Equitable access from the Box Office to the Level 2 Southern Foyer shall be provided by a future and separate planning application.

SYDNEY OPERA HOUSE
JST ACCESSIBILITY PROJECT

DRAWING LIST - DA		
SHEET N0	DRAWING NAME	Current Revision
DA000	COVER SHEET	B
DA001	MATERIAL BOARD	B
DA011	OVERALL DEMOLITION PLAN - L1 +30	B
DA012	OVERALL DEMOLITION PLAN - L2 +42	B
DA013	OVERALL DEMOLITION PLAN - L3 +51	B
DA014	OVERALL DEMOLITION PLAN - L4 +61	B
DA109	OVERALL PROPOSED WORKS PLAN - GR +12	B
DA110	OVERALL PROPOSED WORKS PLAN - GM +21	B
DA111	OVERALL PROPOSED WORKS PLAN - L1 +30	B
DA112	OVERALL PROPOSED WORKS PLAN - L2 +42	C
DA113	OVERALL PROPOSED WORKS PLAN - L3 +51	B
DA114	OVERALL PROPOSED WORKS PLAN - L4 +61	B
DA130	JST NTHN FOYER ACCESS - L2 PASSAGE	C
DA135	JST NTHN FOYERS (W) - L2 PASSAGE DEMOLITION SECTIONS - SHEET 1	B
DA136	JST NTHN FOYERS (W) - L2 PASSAGE DEMOLITION SECTIONS - SHEET 2	B
DA137	JST NTHN FOYERS (W) - L2 PASSAGE NEW WORKS SECTIONS - SHEET 1	C
DA138	JST NTHN FOYERS (W) - L2 PASSAGE NEW WORKS SECTIONS - SHEET 2	C
DA150	DRESSING ROOM	B
DA151	DRESSING ROOM - DEMOLITION & PROPOSED PLANS	B
DA160	ORCHESTRA PIT ACCESS	B
DA166	ORCHESTRA PIT ACCESS - DEMOLITION & PROPOSED PLANS (L1)	B
DA170	TOILETS	B
DA171	TOILETS (E/W) - DEMOLITION & PROPOSED PLANS	B
DA180	SEATING UPGRADE	B
DA181	SEATING UPGRADE - DEMOLITION PLAN	B
DA182	SEATING UPGRADE - PROPOSED WORKS	C
DA183	SEATING UPGRADE - PROPOSED L2 SECTION	B
DA184	SEATING UPGRADE - MODULAR WHEELCHAIR PLATFORM	B
DA185	SEATING UPGRADE - MODULAR WHEELCHAIR PLATFORM DETAIL	B
DA240	JST NTHN FOYER ACCESS - L3 PASSAGE	B
DA244	JST NTHN FOYERS (W) PASSAGES - DEMOLITION PLANS (L2-L4)	B
DA246	JST NTHN FOYERS (W) PASSAGES - PROPOSED PLANS (L2-L4)	C
DA247	JST NTHN FOYERS (W) PASSAGES - SECTIONS	B
DA250	LIFT 31	B
DA252	LIFT 31 - PROPOSED PLANS (L1-L2)	C
DA253	LIFT 31 - PROPOSED PLANS (L3-L4)	B
DA254	LIFT 31 - PROPOSED SECTIONS	B
DA256	LIFT 31 - GLAZING ELEVATIONS - DEMOLITION	B
DA257	LIFT 31 - GLAZING ELEVATIONS - PROPOSED	B
Grand total: 39		

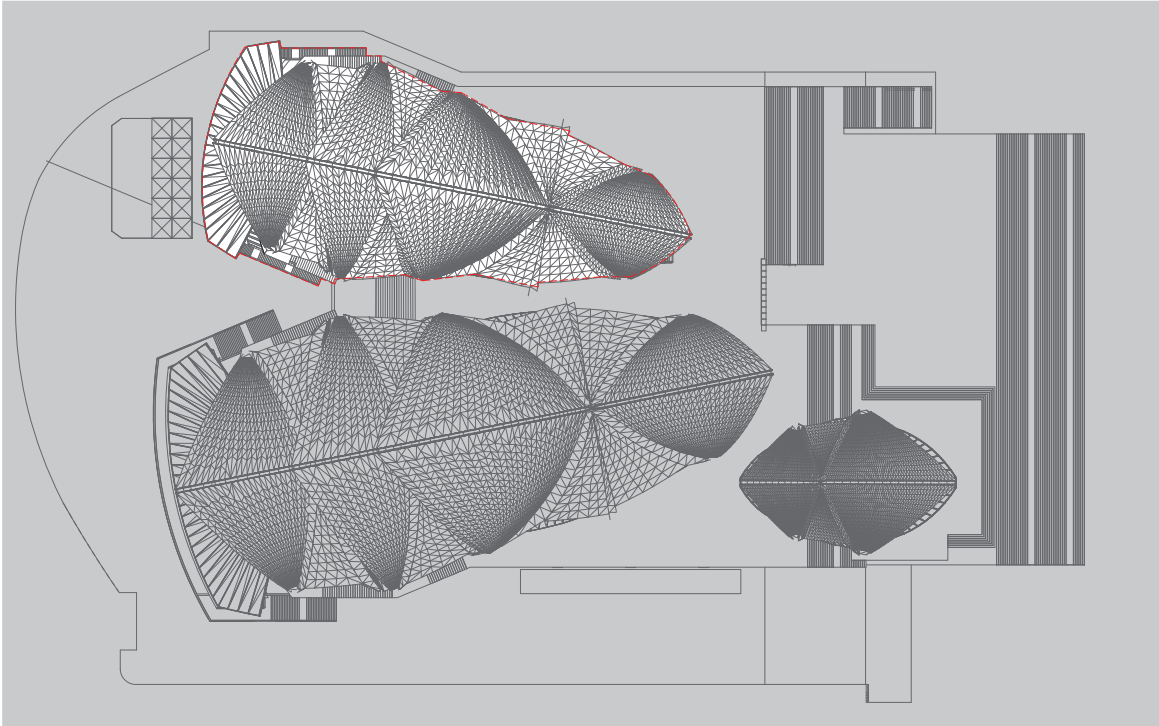

Location Plan

Issue	Description	Dwn	Appd	Date
A	FOR DA			20.07.2016
B	FOR DA			02.08.2016
C	FOR DA			04.08.2016

scott carver
Level One, One Chifley Square Sydney NSW 2000 Australia
www.scottcarver.com.au +61 2 9957 3988

GENERAL NOTES
1. ALL DIMENSIONS AND SIZES ARE IN MILLIMETRES.
2. DO NOT SCALE DRAWINGS. USE FIGURED DIMENSIONS ONLY.
3. INFORMATION INDICATED IN THIS DOCUMENT MAY BE CRUCIAL TO THE SAFE AND PROPER FUNCTIONING OF THE SYDNEY OPERA HOUSE. DO NOT ALTER ANY ASPECT WITHOUT WRITTEN PERMISSION.
4. ALL NEW WORKS MUST COMPLY WITH THE SYDNEY OPERA HOUSE BUILDING SERVICES STANDARD SPECIFICATION (BSSS) AND RELEVANT AUSTRALIAN STANDARDS. NEW WORKS MUST ALSO COMPLY WITH THE REQUIREMENTS OF THE BUILDING CODES OF AUSTRALIA.

COPYRIGHT
THIS DRAWING AND DESIGN ARE SUBJECT TO COPYRIGHT AND SHALL NOT BE COPIED IN ANY FORM WITH THE WRITTEN PERMISSION OF THE SYDNEY OPERA HOUSE TRUST

Location

Status: FOR INFORMATION
Contract: BDM-168
Dwn: Author | Date: 4/08/2016 5:40:58 PM
Chd: Checker | Scale: 1 : 500 @ A1

Project: JST ACCESSIBILITY WORKS
Title: COVER SHEET

Sydney Opera House Trust
GPO Box 4274 Sydney NSW Australia 2001
Phone: +61 2 9250 7541
email: info@sydneyoperahouse.com

© Sydney Opera House Trust

Location	Drawing No:	Sheet:	Rev:	
OT VA	49-VA-SC021	DA000	C	A1

MATERIAL BOARD

WALLS:
a. brush box battern slats (existing NFR panel cladding)
b. brush box veneered
c. off form concrete unpainted
d. bronze fixture (door jambs, kick plate, and general fitment)
e. bronze lining
f. glass

FLOORS:
1. granite panels
2. granite tiles (western foyer)
3. carpet (northern foyer)
4. vitrified unglazed mosaic sealed (wet areas)
5. bronze tactile

a

b

c

d

e

f

1

2

3

4


5

Issue	Description	Chkd	Appd	Date
A	FOR DA			29.07.2008
B	FOR DA			02.08.2008

scott carver
Level One, One Chifley Square Sydney NSW 2000 Australia
www.scottcarver.com.au +612 9957 3988

GENERAL NOTES
1. ALL DIMENSIONS AND SIZES ARE IN MILLIMETRES.
2. DO NOT SCALE DRAWINGS. USE FIGURED DIMENSIONS ONLY.
3. INFORMATION INDICATED IN THIS DOCUMENT MAY BE CRUCIAL TO THE SAFE AND PROPER FUNCTIONING OF THE SYDNEY OPERA HOUSE. DO NOT ALTER ANY ASPECT WITHOUT WRITTEN PERMISSION.
4. ALL NEW WORKS MUST COMPLY WITH THE SYDNEY OPERA HOUSE BUILDING SERVICES STANDARD SPECIFICATION (BSSS) AND RELEVANT AUSTRALIAN STANDARDS. NEW WORKS MUST ALSO COMPLY WITH THE REQUIREMENTS OF THE BUILDING CODES OF AUSTRALIA.

COPYRIGHT
THIS DRAWING AND DESIGN ARE SUBJECT TO COPYRIGHT AND SHALL NOT BE COPIED IN ANY FORM WITH THE WRITTEN PERMISSION OF THE SYDNEY OPERA HOUSE TRUST

Location

Status: FOR INFORMATION
Contract: BDM-168
Drn: Author | Date: 27/08/2008 7:08:18 PM
Chk: Checker | Scale: @A1

Project: JST ACCESSIBILITY WORKS
Title: MATERIAL BOARD

Sydney Opera House Trust
GPO Box 4274 Sydney NSW Australia2001
Phone: +612 9250 7541
email: info@sydneyoperahouse.com

© Sydney Opera House Trust

Location	Drawing No:	Sheet:	Rev:	
OT VA	49-VA-SC021	DA001	B	A1

01 LIFT 31
02 UPGRADE OF EXISTING LIFT 8
03 DRESSING ROOM UPGRADE
04 ORCHESTRA PIT ACCESSIBILITY UPGRADE

Issue	Description	Drwn	Appd	Date
A	FOR DA			29.07.2016
B	FOR DA			02.08.2016

scott carver
Level One, One Chifley Square Sydney NSW 2000 Australia
www.scottcarver.com.au +61 2 9957 3988

GENERAL NOTES

1. ALL DIMENSIONS AND SIZES ARE IN MILLIMETRES.
2. DO NOT SCALE DRAWINGS. USE FIGURED DIMENSIONS ONLY.
3. INFORMATION INDICATED IN THIS DOCUMENT MAY BE CRUCIAL TO THE SAFE AND PROPER FUNCTIONING OF THE SYDNEY OPERA HOUSE. DO NOT ALTER ANY ASPECT WITHOUT WRITTEN PERMISSION.
4. ALL NEW WORKS MUST COMPLY WITH THE SYDNEY OPERA HOUSE BUILDING SERVICES STANDARD SPECIFICATION (BSSS) AND RELEVANT AUSTRALIAN STANDARDS. NEW WORKS MUST ALSO COMPLY WITH THE REQUIREMENTS OF THE BUILDING CODES OF AUSTRALIA.

COPYRIGHT
THIS DRAWING AND DESIGN ARE SUBJECT TO COPYRIGHT AND SHALL NOT BE COPIED IN ANY FORM WITH THE WRITTEN PERMISSION OF THE SYDNEY OPERA HOUSE TRUST.

Location

Status: FOR INFORMATION
Contract: BDM-168
Drn: Author | Date: 2/08/2016 6:55:10 PM
Chk: Checker | Scale: 1:100@A1

Project: JST ACCESSIBILITY WORKS
Title: OVERALL DEMOLITION PLAN - L1 +30

Sydney Opera House Trust
GPO Box 4236 Sydney NSW Australia2001
Phone: +612 9250 7541
email: info@sydneyoperahouse.com

© Sydney Opera House Trust

Location	Drawing No:	Sheet:	Rev:	
OT VA	49-VA-SC021	DA011	B	A1

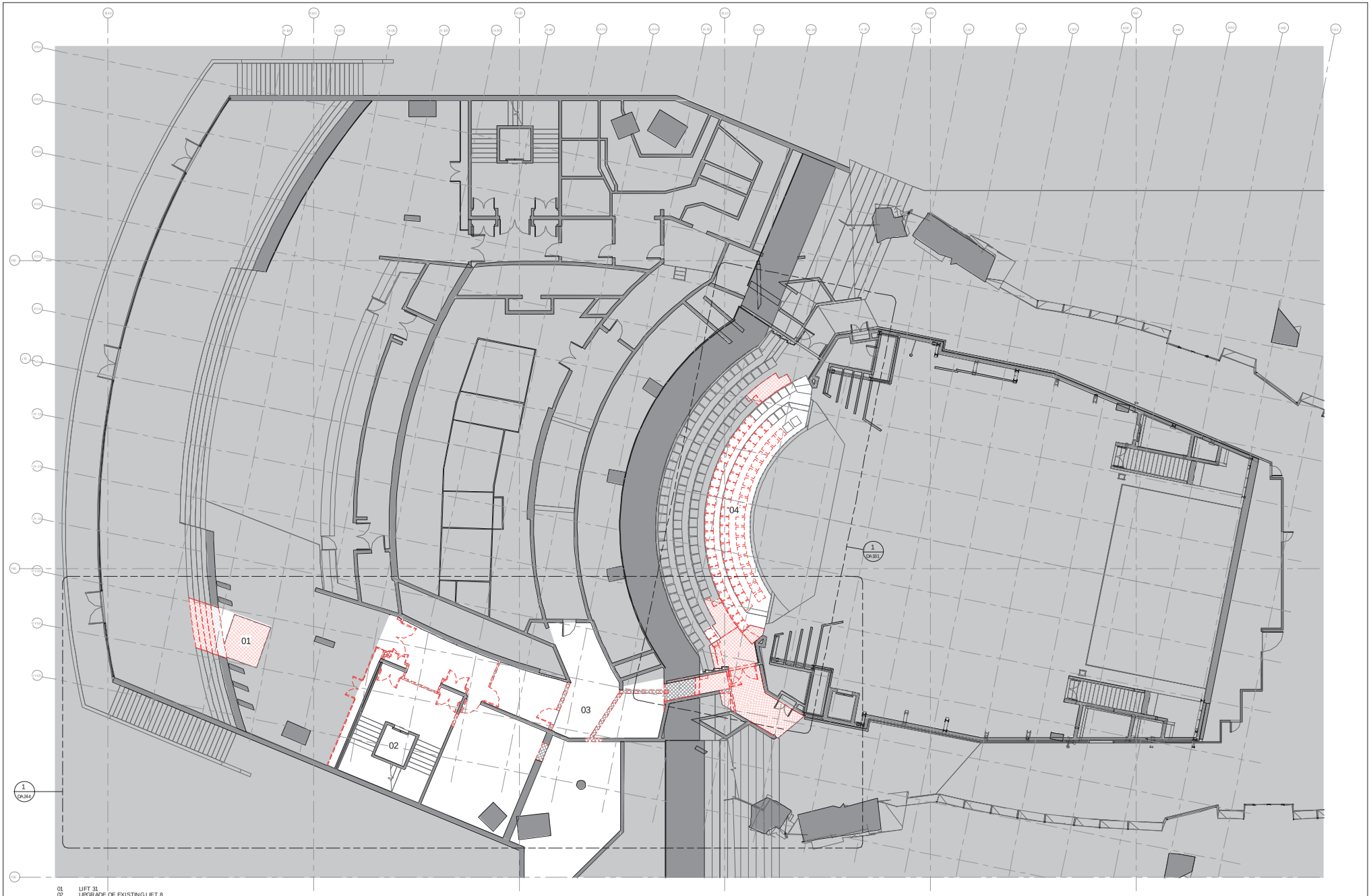

01 LIFT 31
02 UPGRADE OF EXISTING LIFT 8
03 L2 PASSAGE TO NORTHERN FOYERS
04 WHEELCHAIR ACCESSIBLE SEATING

Issue	Description	Drwn	Appd	Date
A	FOR DA			29.07.2016
B	FOR DA			02.08.2016

scott carver
Level One, One Chifley Square Sydney NSW 2000 Australia
www.scottcarver.com.au +61 2 9957 3988

GENERAL NOTES

1. ALL DIMENSIONS AND SIZES ARE IN MILLIMETRES.
2. DO NOT SCALE DRAWINGS. USE FIGURED DIMENSIONS ONLY.
3. INFORMATION INDICATED IN THIS DOCUMENT MAY BE CRUCIAL TO THE SAFE AND PROPER FUNCTIONING OF THE SYDNEY OPERA HOUSE. DO NOT ALTER ANY ASPECT WITHOUT WRITTEN PERMISSION.
4. ALL NEW WORKS MUST COMPLY WITH THE SYDNEY OPERA HOUSE BUILDING SERVICES STANDARD SPECIFICATION (BSSS) AND RELEVANT AUSTRALIAN STANDARDS. NEW WORKS MUST ALSO COMPLY WITH THE REQUIREMENTS OF THE BUILDING CODES OF AUSTRALIA.

COPYRIGHT
THIS DRAWING AND DESIGN ARE SUBJECT TO COPYRIGHT AND SHALL NOT BE COPIED IN ANY FORM WITH THE WRITTEN PERMISSION OF THE SYDNEY OPERA HOUSE TRUST.

Location

Status: FOR INFORMATION
Contract: BDM-168
Drn: Author | Date: 2/08/2016 6:55:27 PM
Chk: Checker | Scale: 1:100@A1

Project: JST ACCESSIBILITY WORKS
Title: OVERALL DEMOLITION PLAN - L2 +42

Sydney Opera House Trust
GPO Box 4236 Sydney NSW Australia2001
Phone: +612 9250 7541
email: info@sydneyoperahouse.com

© Sydney Opera House Trust

Location	Drawing No:	Sheet:	Rev:	
OT VA	49-VA-SC021	DA012	B	A1

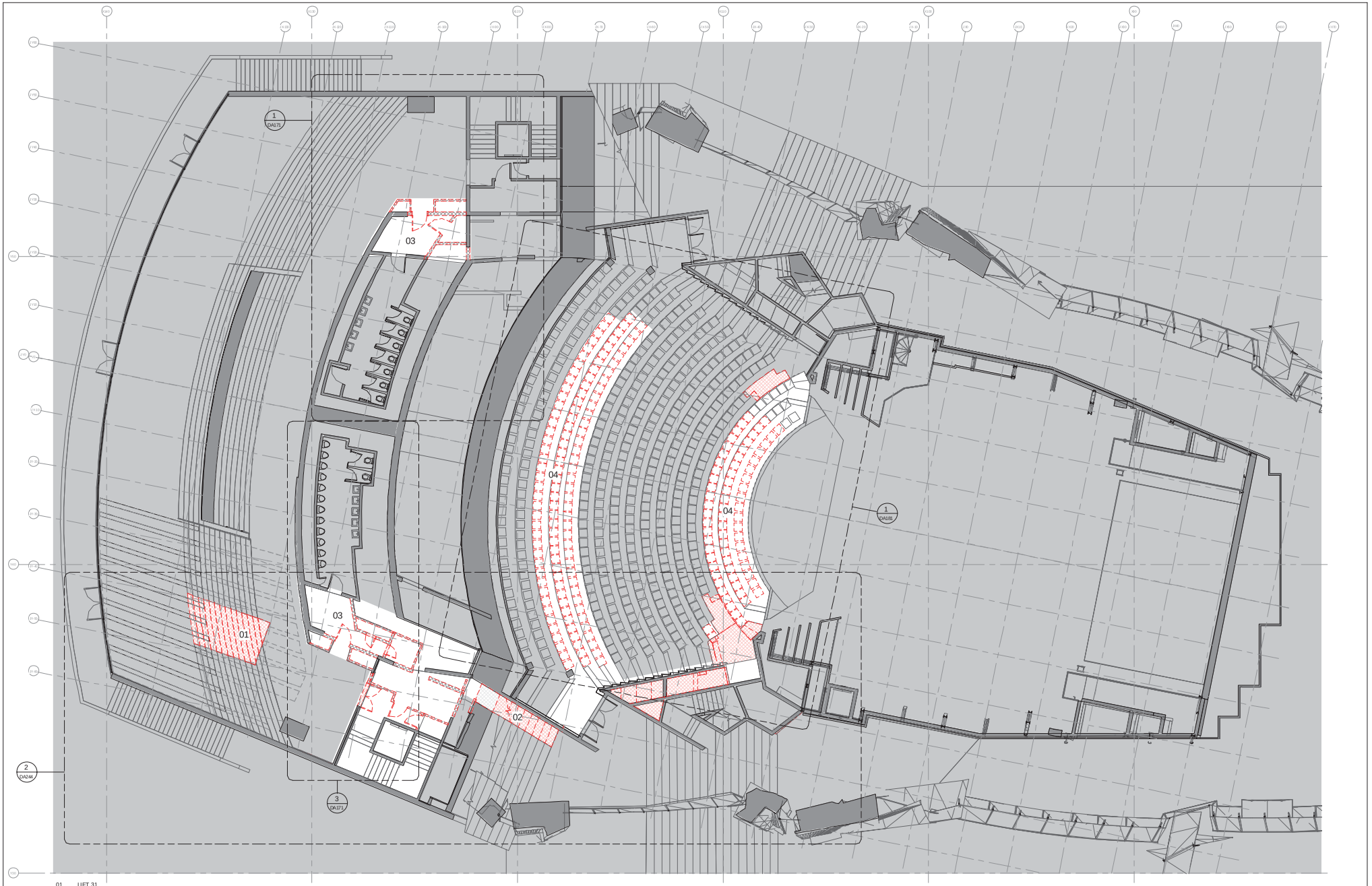

01 LIFT 31
02 PASSAGE TO WESTERN FOYER LEVEL 3
03 ACCESSIBLE TOILETS
04 WHEELCHAIR ACCESSIBLE SEATING

Issue	Designer	Date	Appd	Date
A	PORDA			29.07.2016
B	PORDA			02.08.2016

scott carver

Level One, One Chifley Square Sydney NSW 2000 Australia
www.scottcarver.com.au +61 2 9957 3988

GENERAL NOTES

1. ALL DIMENSIONS AND SIZES ARE IN MILLIMETRES.
2. DO NOT SCALE DRAWINGS. USE FIGURED DIMENSIONS ONLY.
3. INFORMATION INDICATED IN THIS DOCUMENT MAY BE CRUCIAL TO THE SAFE AND PROPER FUNCTIONING OF THE SYDNEY OPERA HOUSE. DO NOT ALTER ANY ASPECT WITHOUT WRITTEN PERMISSION.
4. ALL NEW WORKS MUST COMPLY WITH THE SYDNEY OPERA HOUSE BUILDING SERVICES STANDARD SPECIFICATION (BSSS) AND RELEVANT AUSTRALIAN STANDARDS. NEW WORKS MUST ALSO COMPLY WITH THE REQUIREMENTS OF THE BUILDING CODES OF AUSTRALIA.

COPYRIGHT

THIS DRAWING AND DESIGN ARE SUBJECT TO COPYRIGHT AND SHALL NOT BE COPIED IN ANY FORM WITH THE WRITTEN PERMISSION OF THE SYDNEY OPERA HOUSE TRUST.

Location

Status: FOR INFORMATION

Contract: BDM-168

Drn: Author | Date: 2/08/2016 6:55:57 PM
Chk: Checker | Scale: 1:100@A1

Project: JST ACCESSIBILITY WORKS

Title: OVERALL DEMOLITION PLAN - L3 +51

Sydney Opera House Trust
GPO Box 4236 Sydney NSW Australia 2001
Phone: +612 9250 7541
email: info@sydneyoperahouse.com

© Sydney Opera House Trust

Location	Drawing No:	Sheet:	Rev:	
OT VA	49-VA-SC021	DA013	B	A1

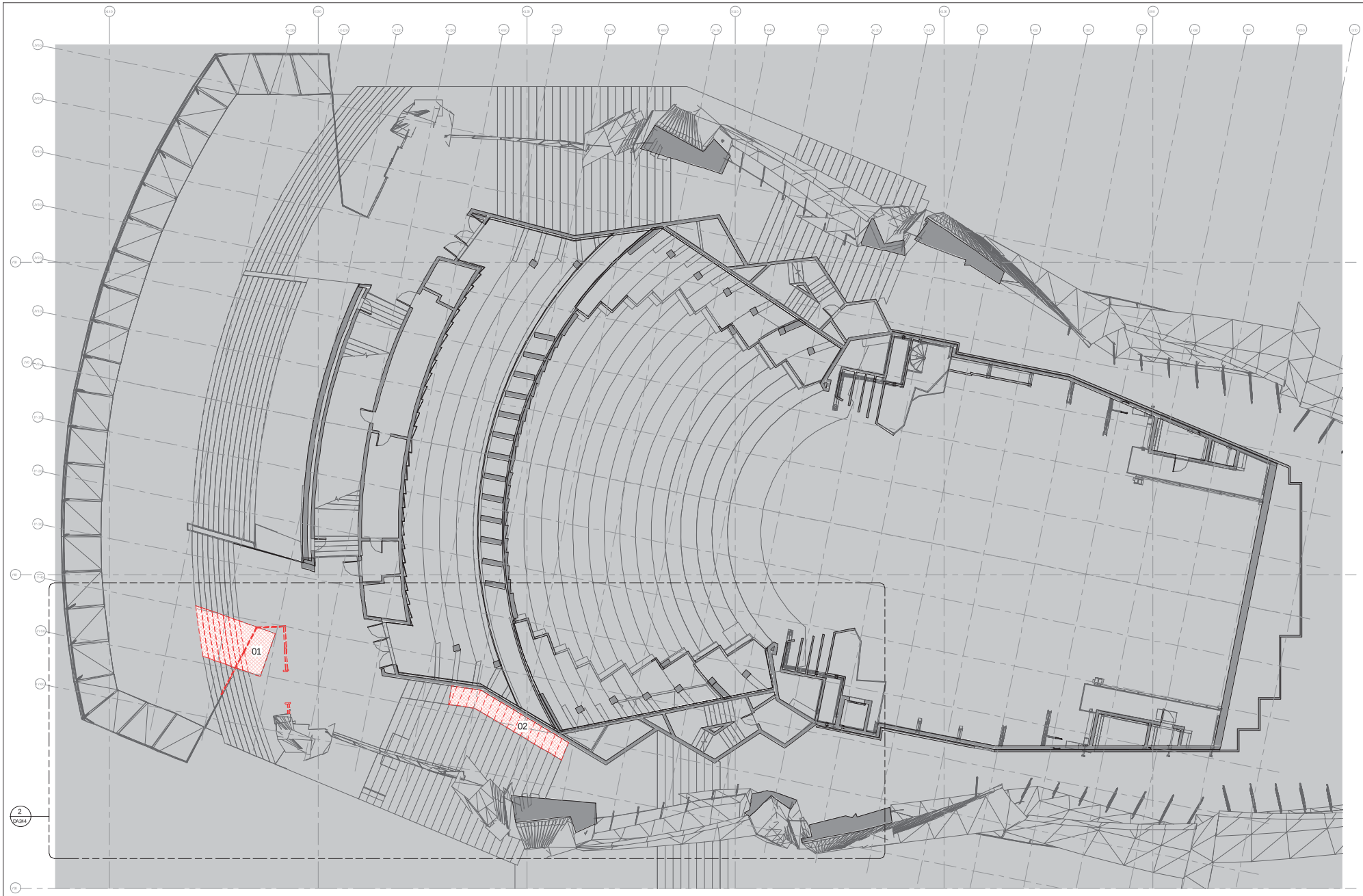

01 LIFT 31
02 NEW PASSAGE TO WESTERN FOYER LEVEL 3

Issue	Description	Chkd	Appd	Date
A	FOR DA			29.07.2016
B	FOR DA			02.08.2016

scott carver
Level One, One Chifley Square Sydney NSW 2000 Australia
www.scottcarver.com.au +61 2 9957 3988

GENERAL NOTES

1. ALL DIMENSIONS AND SIZES ARE IN MILLIMETRES.
2. DO NOT SCALE DRAWINGS. USE FIGURED DIMENSIONS ONLY.
3. INFORMATION INDICATED IN THIS DOCUMENT MAY BE CRUCIAL TO THE SAFE AND PROPER FUNCTIONING OF THE SYDNEY OPERA HOUSE. DO NOT ALTER ANY ASPECT WITHOUT WRITTEN PERMISSION.
4. ALL NEW WORKS MUST COMPLY WITH THE SYDNEY OPERA HOUSE BUILDING SERVICES STANDARD SPECIFICATION (BSSS) AND RELEVANT AUSTRALIAN STANDARDS. NEW WORKS MUST ALSO COMPLY WITH THE REQUIREMENTS OF THE BUILDING CODES OF AUSTRALIA.

COPYRIGHT

THIS DRAWING AND DESIGN ARE SUBJECT TO COPYRIGHT AND SHALL NOT BE COPIED IN ANY FORM WITH THE WRITTEN PERMISSION OF THE SYDNEY OPERA HOUSE TRUST.

Location

Status: FOR INFORMATION

Contract: BDM-168

Drn: Author | Date: 2/08/2016 6:56:40 PM

Chk: Checker | Scale: 1:100@A1

Project: JST ACCESSIBILITY WORKS

Title: OVERALL DEMOLITION PLAN - L4 +61

Sydney Opera House Trust
GPO Box 4236 Sydney NSW Australia2001
Phone: +612 9250 7541
email: info@sydneyoperahouse.com

© Sydney Opera House Trust

Location	Drawing No:	Sheet:	Rev:	
OT VA	49-VA-SC021	DA014	B	A1

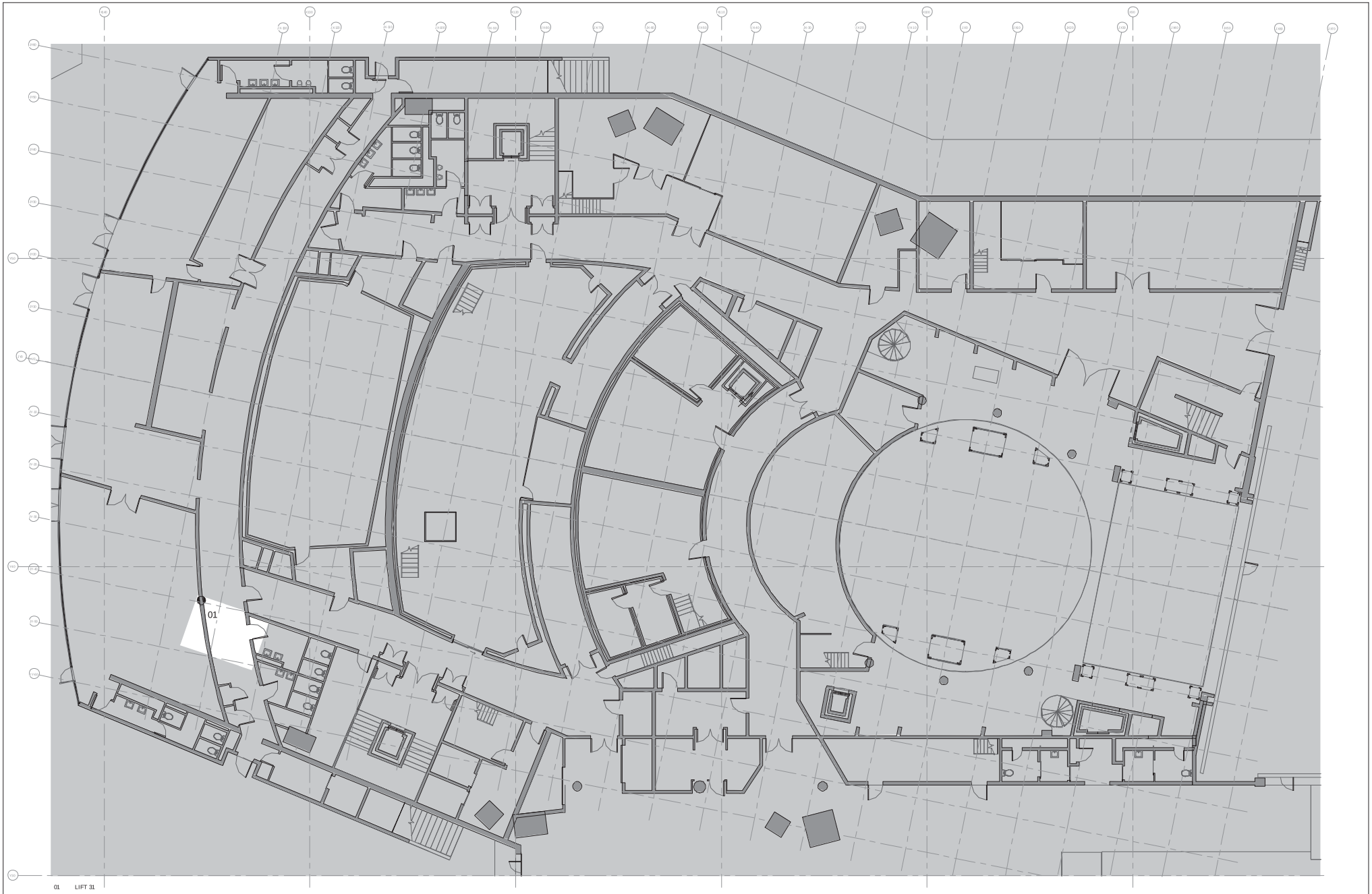

Issue	Description	Chkd	Appd	Date
A	FOR DA			29.07.2016
B	FOR DA			02.08.2016

scott carver
Level One, One Chifley Square Sydney NSW 2000 Australia
www.scottcarver.com.au +61 2 9957 3988

GENERAL NOTES

1. ALL DIMENSIONS AND SIZES ARE IN MILLIMETRES.
2. DO NOT SCALE DRAWINGS. USE FIGURED DIMENSIONS ONLY.
3. INFORMATION INDICATED IN THIS DOCUMENT MAY BE CRUCIAL TO THE SAFE AND PROPER FUNCTIONING OF THE SYDNEY OPERA HOUSE. DO NOT ALTER ANY ASPECT WITHOUT WRITTEN PERMISSION.
4. ALL NEW WORKS MUST COMPLY WITH THE SYDNEY OPERA HOUSE BUILDING SERVICES STANDARD SPECIFICATION (BSSS) AND RELEVANT AUSTRALIAN STANDARDS. NEW WORKS MUST ALSO COMPLY WITH THE REQUIREMENTS OF THE BUILDING CODES OF AUSTRALIA.

COPYRIGHT
THIS DRAWING AND DESIGN ARE SUBJECT TO COPYRIGHT AND SHALL NOT BE COPIED IN ANY FORM WITH THE WRITTEN PERMISSION OF THE SYDNEY OPERA HOUSE TRUST.

Location

Status: FOR INFORMATION

Contract: BDM-168

Drn: Author | Date: 27/07/2016 6:56:53 PM

Chk: Checker | Scale: 1:100@A1

Project: JST ACCESSIBILITY WORKS

Title: OVERALL PROPOSED WORKS PLAN - GR +12

Sydney Opera House Trust
GPO Box 4236 Sydney NSW Australia2001
Phone: +612 9250 7541
email: info@sydneyoperahouse.com

© Sydney Opera House Trust

Location	Drawing No:	Sheet:	Rev:	
OT VA	49-VA-SC021	DA109	B	A1

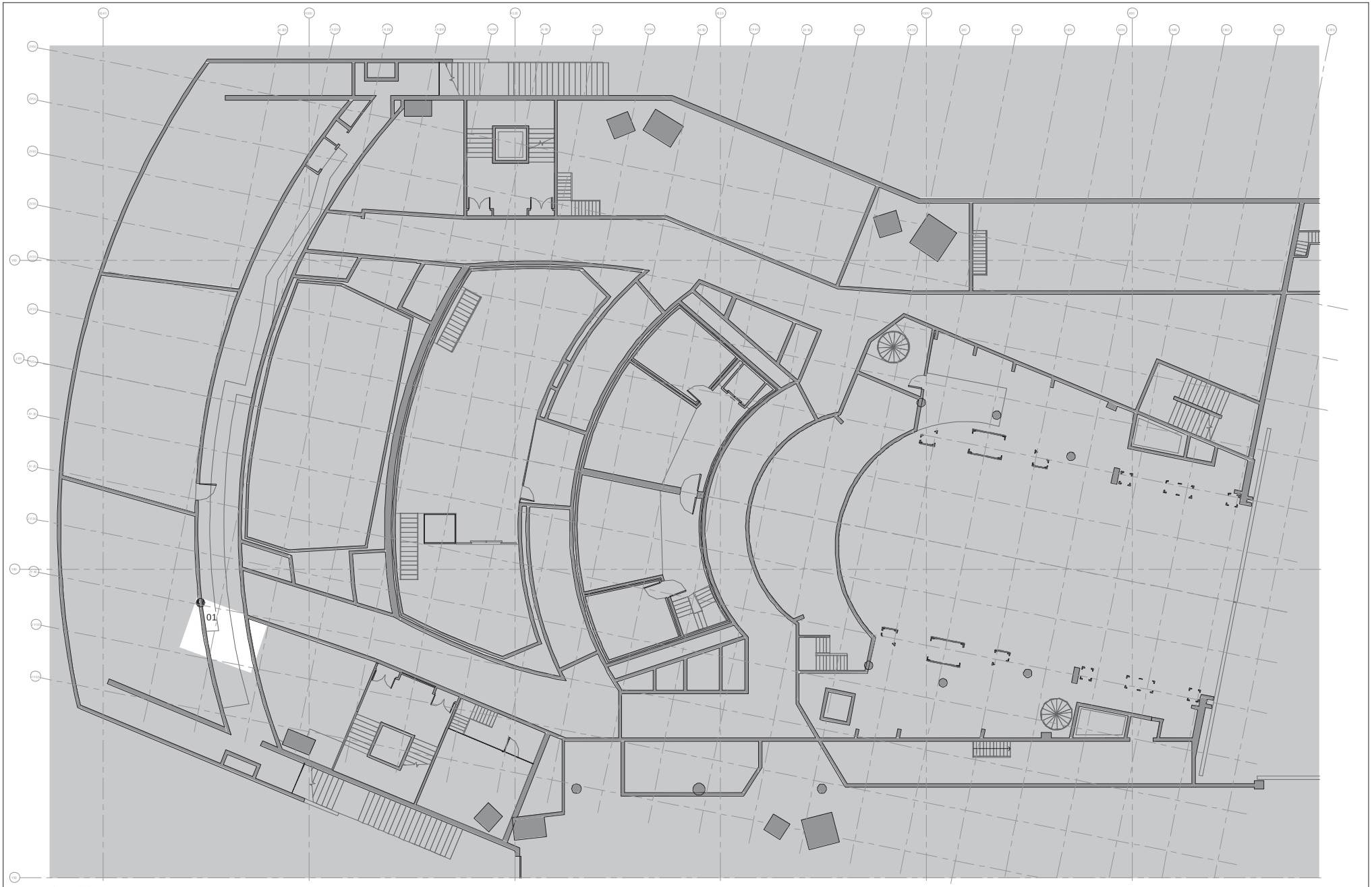

Issue	Description	Chkd	Appd	Date
A	FOR DA			29.07.2016
B	FOR DA			02.08.2016

scott carver
Level One, One Chifley Square Sydney NSW 2000 Australia
www.scottcarver.com.au +61 2 9957 3988

GENERAL NOTES

1. ALL DIMENSIONS AND SIZES ARE IN MILLIMETRES.
2. DO NOT SCALE DRAWINGS. USE FIGURED DIMENSIONS ONLY.
3. INFORMATION INDICATED IN THIS DOCUMENT MAY BE CRUCIAL TO THE SAFE AND PROPER FUNCTIONING OF THE SYDNEY OPERA HOUSE. DO NOT ALTER ANY ASPECT WITHOUT WRITTEN PERMISSION.
4. ALL NEW WORKS MUST COMPLY WITH THE SYDNEY OPERA HOUSE BUILDING SERVICES STANDARD SPECIFICATION (BSSS) AND RELEVANT AUSTRALIAN STANDARDS. NEW WORKS MUST ALSO COMPLY WITH THE REQUIREMENTS OF THE BUILDING CODES OF AUSTRALIA.

COPYRIGHT

THIS DRAWING AND DESIGN ARE SUBJECT TO COPYRIGHT AND SHALL NOT BE COPIED IN ANY FORM WITH THE WRITTEN PERMISSION OF THE SYDNEY OPERA HOUSE TRUST.

Location

Status: FOR INFORMATION

Contract: BDM-168

Drn: Author | Date: 2/08/2016 6:57:14 PM

Chk: Checker | Scale: 1:100 @ A1

Project: JST ACCESSIBILITY WORKS

Title: OVERALL PROPOSED WORKS PLAN - GM +21

Sydney Opera House Trust
GPO Box 4236 Sydney NSW Australia 2001
Phone: +612 9250 7541
email: info@sydneyoperahouse.com

© Sydney Opera House Trust

Location	Drawing No.	Sheet	Rev.	
OT VA	49-VA-SC021	DA110	B	A1

01 LIFT 31
02 UPGRADE OF EXISTING LIFT 8
03 DRESSING ROOM UPGRADE
04 ORCHESTRA PIT ACCESSIBILITY UPGRADE

Issue	Description	Drwn	Appd	Date
A	FOR DA			29.07.2016
B	FOR DA			02.08.2016

scott carver
Level One, One Chifley Square Sydney NSW 2000 Australia
www.scottcarver.com.au +61 2 9957 3988

GENERAL NOTES

1. ALL DIMENSIONS AND SIZES ARE IN MILLIMETRES.
2. DO NOT SCALE DRAWINGS. USE FIGURED DIMENSIONS ONLY.
3. INFORMATION INDICATED IN THIS DOCUMENT MAY BE CRUCIAL TO THE SAFE AND PROPER FUNCTIONING OF THE SYDNEY OPERA HOUSE. DO NOT ALTER ANY ASPECT WITHOUT WRITTEN PERMISSION.
4. ALL NEW WORKS MUST COMPLY WITH THE SYDNEY OPERA HOUSE BUILDING SERVICES STANDARD SPECIFICATION (BSSS) AND RELEVANT AUSTRALIAN STANDARDS. NEW WORKS MUST ALSO COMPLY WITH THE REQUIREMENTS OF THE BUILDING CODES OF AUSTRALIA.

COPYRIGHT

THIS DRAWING AND DESIGN ARE SUBJECT TO COPYRIGHT AND SHALL NOT BE COPIED IN ANY FORM WITH THE WRITTEN PERMISSION OF THE SYDNEY OPERA HOUSE TRUST.

Location

Status: FOR INFORMATION

Contract: BDM-168

Drn: Author | Date: 2/08/2016 6:57:31 PM

Chk: Checker | Scale: 1:100 @ A1

Project: JST ACCESSIBILITY WORKS

Title: OVERALL PROPOSED WORKS PLAN - L1 +30

Sydney Opera House Trust
GPO Box 4236 Sydney NSW Australia 2001
Phone: +612 9250 7541
email: info@sydneyoperahouse.com

© Sydney Opera House Trust

Location	Drawing No:	Sheet:	Rev:	
OT VA	49-VA-SC021	DA111	B	A1

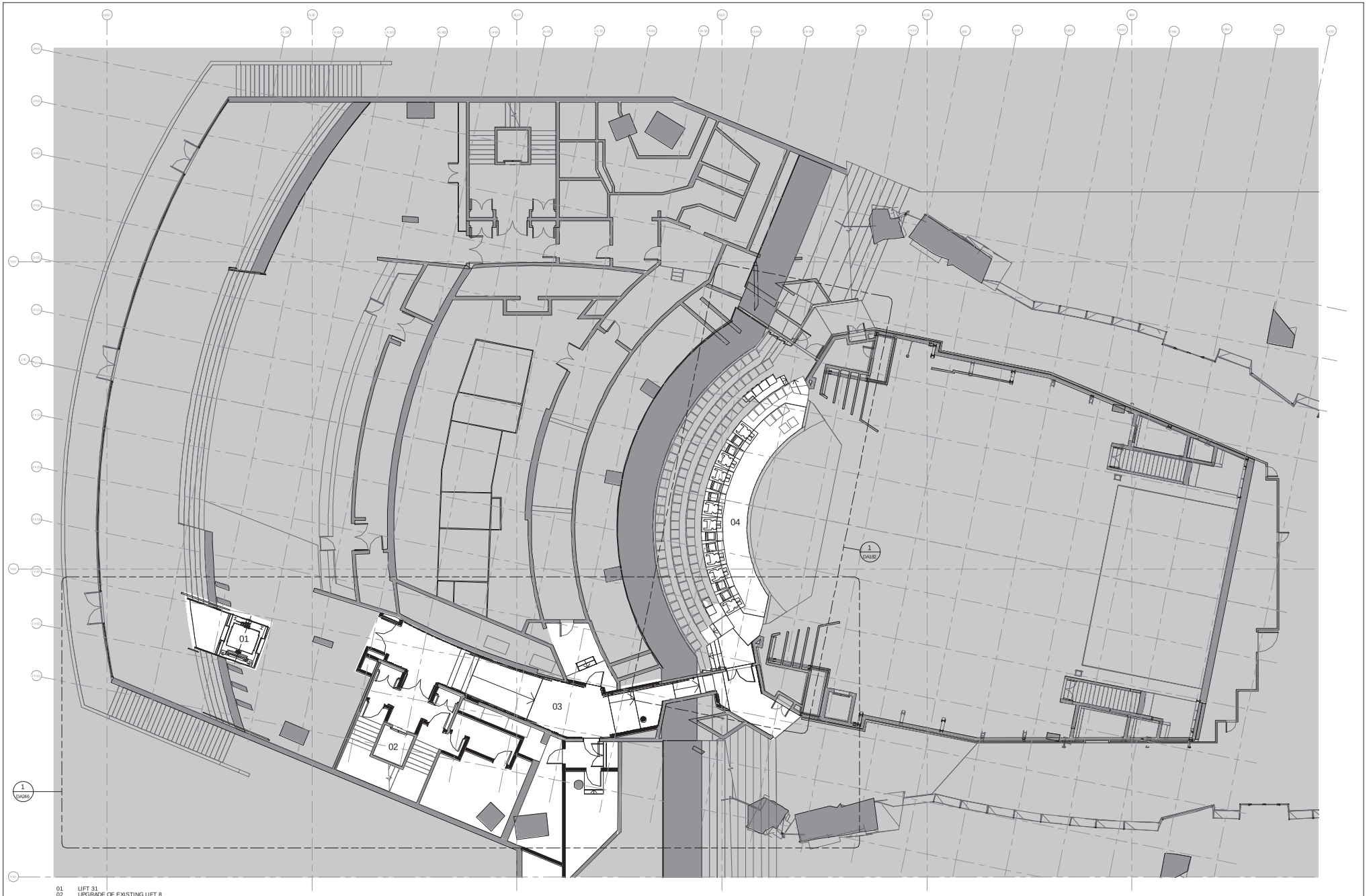

01 LIFT 31
02 UPGRADE OF EXISTING LIFT 8
03 PASSAGE TO WESTERN FOYER LEVEL 2
04 WHEELCHAIR ACCESSIBLE SEATING

Issue	Description	Chkd	Appd	Date
A	FOR DA			29.07.2016
B	FOR DA			02.08.2016
C	FOR DA			04.08.2016

scott carver
Level One, One Chifley Square Sydney NSW 2000 Australia
www.scottcarver.com.au +61 2 9957 3988

GENERAL NOTES

1. ALL DIMENSIONS AND SIZES ARE IN MILLIMETRES.
2. DO NOT SCALE DRAWINGS. USE FIGURED DIMENSIONS ONLY.
3. INFORMATION INDICATED IN THIS DOCUMENT MAY BE CRUCIAL TO THE SAFE AND PROPER FUNCTIONING OF THE SYDNEY OPERA HOUSE. DO NOT ALTER ANY ASPECT WITHOUT WRITTEN PERMISSION.
4. ALL NEW WORKS MUST COMPLY WITH THE SYDNEY OPERA HOUSE BUILDING SERVICES STANDARD SPECIFICATION (BSSS) AND RELEVANT AUSTRALIAN STANDARDS. NEW WORKS MUST ALSO COMPLY WITH THE REQUIREMENTS OF THE BUILDING CODES OF AUSTRALIA.

COPYRIGHT
THIS DRAWING AND DESIGN ARE SUBJECT TO COPYRIGHT AND SHALL NOT BE COPIED IN ANY FORM WITH THE WRITTEN PERMISSION OF THE SYDNEY OPERA HOUSE TRUST.

Location

Status: FOR INFORMATION
Contract: BDM-168
Drn: Author | Date: 4/08/2016 5:04:16 PM
Chk: Checker | Scale: 1:100@A1

Project: JST ACCESSIBILITY WORKS
Title: OVERALL PROPOSED WORKS PLAN - L2 +42

Sydney Opera House Trust
GPO Box 4236 Sydney NSW Australia2001
Phone: +612 9250 7541
email: info@sydneyoperahouse.com

© Sydney Opera House Trust

Location	Drawing No:	Sheet:	Rev:	
OT VA	49-VA-SC021	DA112	C	A1

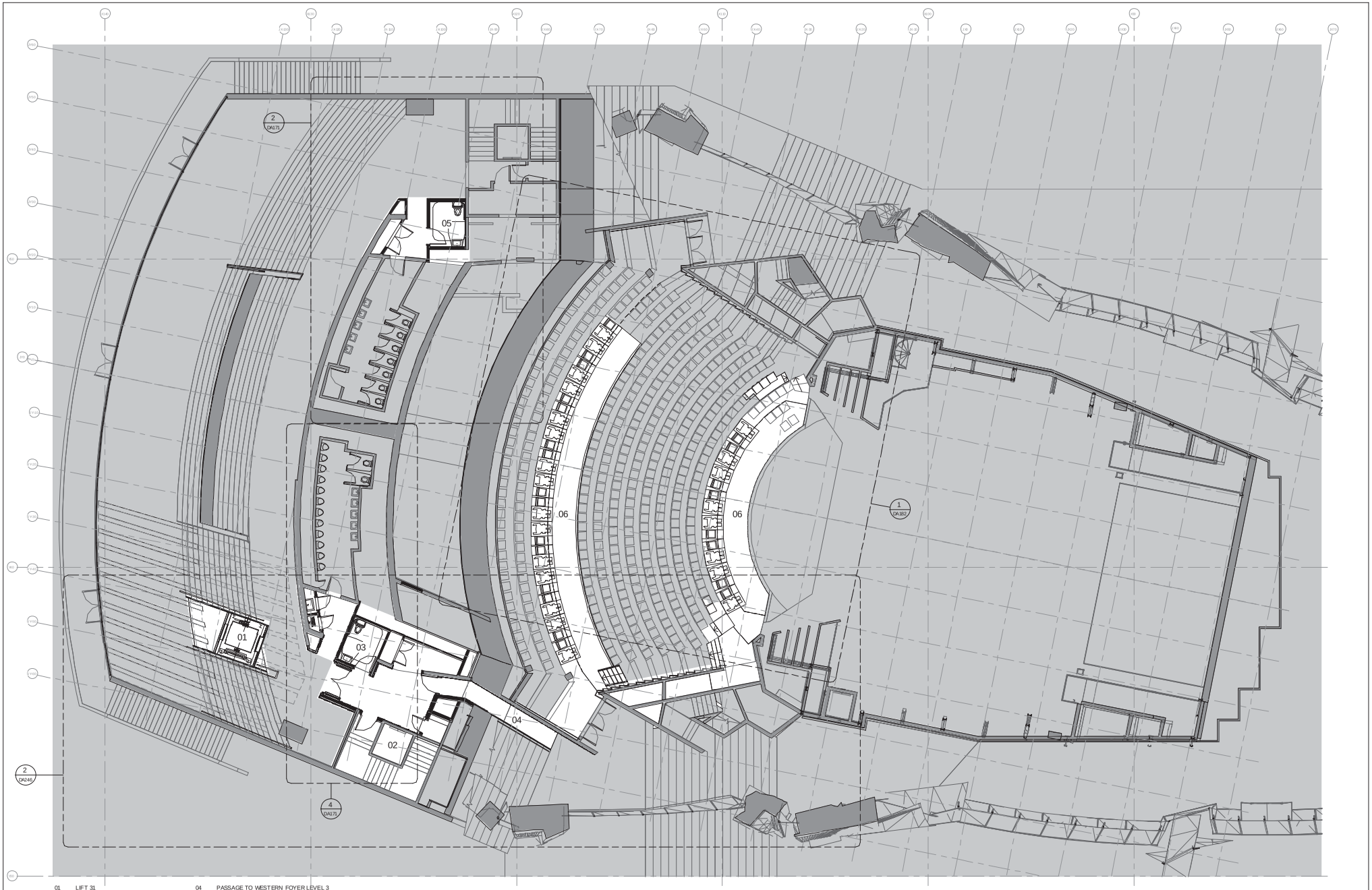

01 LIFT 31
02 UPGRADE OF EXISTING LIFT 8
03 UNISEX ACCESSIBLE TOILET (WEST)
04 PASSAGE TO WESTERN FOYER LEVEL 3
05 UNISEX ACCESSIBLE TOILET (EAST)
06 WHEELCHAIR ACCESSIBLE SEATING

Issue	Description	Chkd	Appd	Date
A	FOR DA			29.07.2016
B	FOR DA			02.08.2016

scott carver
Level One, One Chifley Square Sydney NSW 2000 Australia
www.scottcarver.com.au +61 2 9957 3988

GENERAL NOTES

1. ALL DIMENSIONS AND SIZES ARE IN MILLIMETRES.
2. DO NOT SCALE DRAWINGS. USE FIGURED DIMENSIONS ONLY.
3. INFORMATION INDICATED IN THIS DOCUMENT MAY BE CRUCIAL TO THE SAFE AND PROPER FUNCTIONING OF THE SYDNEY OPERA HOUSE. DO NOT ALTER ANY ASPECT WITHOUT WRITTEN PERMISSION.
4. ALL NEW WORKS MUST COMPLY WITH THE SYDNEY OPERA HOUSE BUILDING SERVICES STANDARD SPECIFICATION (BSSS) AND RELEVANT AUSTRALIAN STANDARDS. NEW WORKS MUST ALSO COMPLY WITH THE REQUIREMENTS OF THE BUILDING CODES OF AUSTRALIA.

COPYRIGHT

THIS DRAWING AND DESIGN ARE SUBJECT TO COPYRIGHT AND SHALL NOT BE COPIED IN ANY FORM WITH THE WRITTEN PERMISSION OF THE SYDNEY OPERA HOUSE TRUST.

Location

Status: FOR INFORMATION

Contract: BDM-168

Drn: Author | Date: 2/08/2016 6:58:21 PM

Chk: Checker | Scale: 1:100@A1

Project: JST ACCESSIBILITY WORKS

Title: OVERALL PROPOSED WORKS PLAN - L3 +51

Sydney Opera House Trust
GPO Box 4236, Sydney NSW Australia 2001
Phone: +612 9250 7541
email: info@sydneyoperahouse.com

© Sydney Opera House Trust

Location	Drawing No:	Sheet:	Rev:	
OT VA	49-VA-SC021	DA113	B	A1

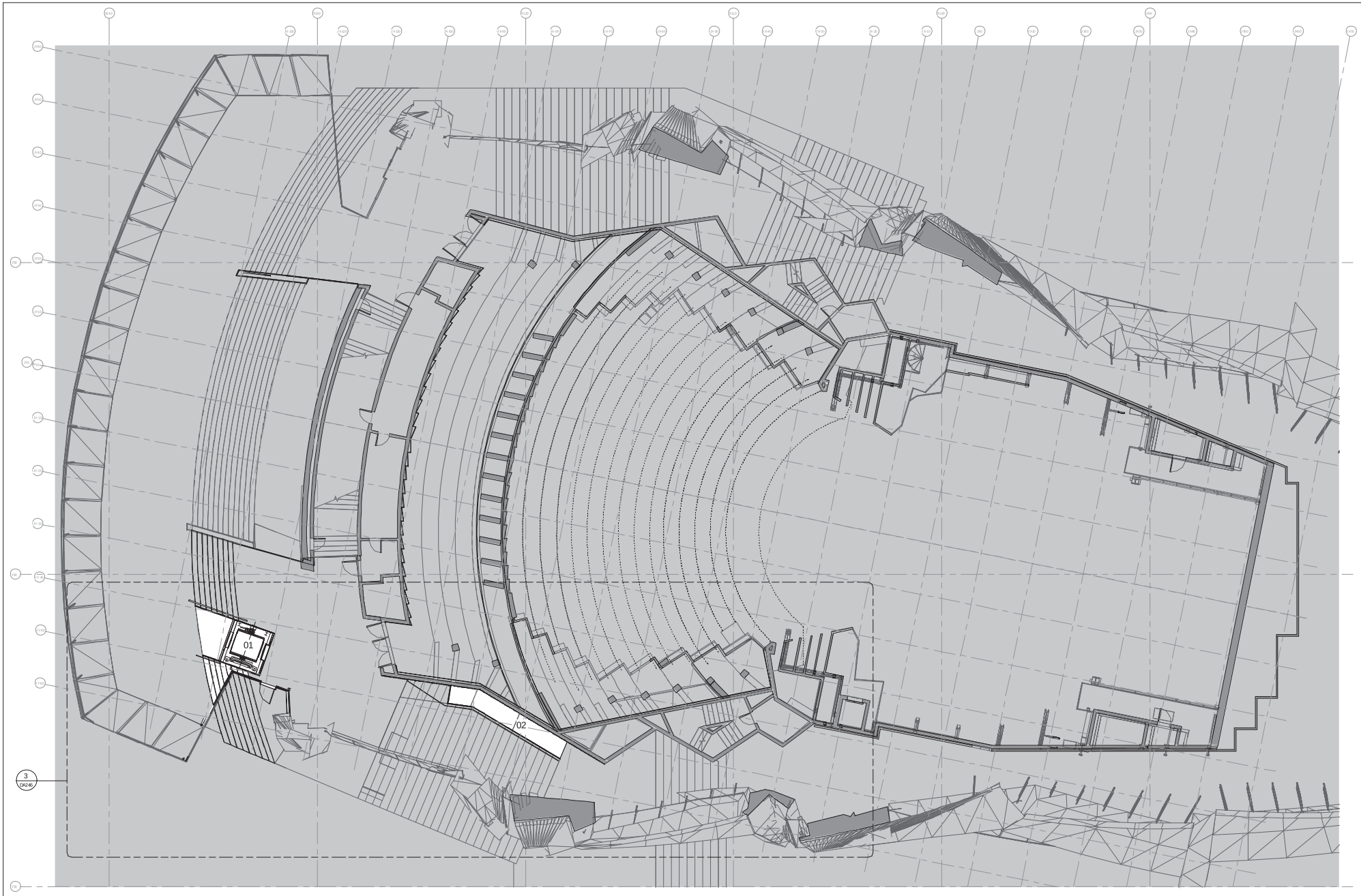

01 LIFT 31
02 NEW PASSAGE TO WESTERN FOYER LEVEL 3

Issue	Description	Chkd	Appd	Date
A	FOR DA			29.07.2016
B	FOR DA			02.08.2016

scott carver
Level One, One Chifley Square Sydney NSW 2000 Australia
www.scottcarver.com.au +61 2 9957 3988

GENERAL NOTES

1. ALL DIMENSIONS AND SIZES ARE IN MILLIMETRES.
2. DO NOT SCALE DRAWINGS. USE FIGURED DIMENSIONS ONLY.
3. INFORMATION INDICATED IN THIS DOCUMENT MAY BE CRUCIAL TO THE SAFE AND PROPER FUNCTIONING OF THE SYDNEY OPERA HOUSE. DO NOT ALTER ANY ASPECT WITHOUT WRITTEN PERMISSION.
4. ALL NEW WORKS MUST COMPLY WITH THE SYDNEY OPERA HOUSE BUILDING SERVICES STANDARD SPECIFICATION (BSSS) AND RELEVANT AUSTRALIAN STANDARDS. NEW WORKS MUST ALSO COMPLY WITH THE REQUIREMENTS OF THE BUILDING CODES OF AUSTRALIA.

COPYRIGHT

THIS DRAWING AND DESIGN ARE SUBJECT TO COPYRIGHT AND SHALL NOT BE COPIED IN ANY FORM WITH THE WRITTEN PERMISSION OF THE SYDNEY OPERA HOUSE TRUST.

Location

Status: FOR INFORMATION

Contract: BDM-168

Drn: Author | Date: 27/07/2016 6:59:04 PM

Chk: Checker | Scale: 1:100 @ A1

Project: JST ACCESSIBILITY WORKS

Title: OVERALL PROPOSED WORKS PLAN - L4 +61

Sydney Opera House Trust
GPO Box 4236 Sydney NSW Australia 2001
Phone: +612 9250 7543
email: info@sydneyoperahouse.com

© Sydney Opera House Trust

Location	Drawing No:	Sheet:	Rev:	
OT VA	49-VA-SC021	DA114	B	A1

JST DA PROJECT 1
WHEEL CHAIR ACCESSIBLE SEATING POSITIONS

View of Affected Seating Rows

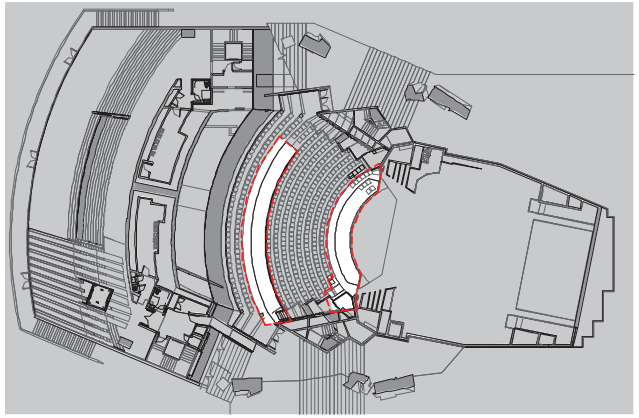

Location Plan - Levels 2 & 3

Issue	Description	Chkd	Appd	Date
A	FOR DA			29.07.2016
B	FOR DA			02.08.2016

scott carver

Level One, One Chifley Square Sydney NSW 2000 Australia
www.scottcarver.com.au +61 2 9957 3988

GENERAL NOTES

1. ALL DIMENSIONS AND SIZES ARE IN MILLIMETRES.
2. DO NOT SCALE DRAWINGS. USE FIGURED DIMENSIONS ONLY.
3. INFORMATION INDICATED IN THIS DOCUMENT MAY BE CRUCIAL TO THE SAFE AND PROPER FUNCTIONING OF THE SYDNEY OPERA HOUSE. DO NOT ALTER ANY ASPECT WITHOUT WRITTEN PERMISSION.
4. ALL NEW WORKS MUST COMPLY WITH THE SYDNEY OPERA HOUSE BUILDING SERVICES STANDARD SPECIFICATION (BSSS) AND RELEVANT AUSTRALIAN STANDARDS. NEW WORKS MUST ALSO COMPLY WITH THE REQUIREMENTS OF THE BUILDING CODES OF AUSTRALIA.

COPYRIGHT

THIS DRAWING AND DESIGN ARE SUBJECT TO COPYRIGHT AND SHALL NOT BE COPIED IN ANY FORM WITH THE WRITTEN PERMISSION OF THE SYDNEY OPERA HOUSE TRUST.

Location

Status: FOR INFORMATION

Contract: BDM-168

Drn: Author | Date: 2/08/2016 6:54:27 PM

Chk: Checker | Scale: 1:100@A1

Project: JST ACCESSIBILITY WORKS

Title: SEATING UPGRADE

Sydney Opera House Trust
GPO Box 4236 Sydney NSW Australia2001
Phone: +612 9250 7541
email: info@sydneyoperahouse.com

© Sydney Opera House Trust

Location	Drawing No:	Sheet:	Rev:	
OT VA	49-VA-SC021	DA180	B	A1

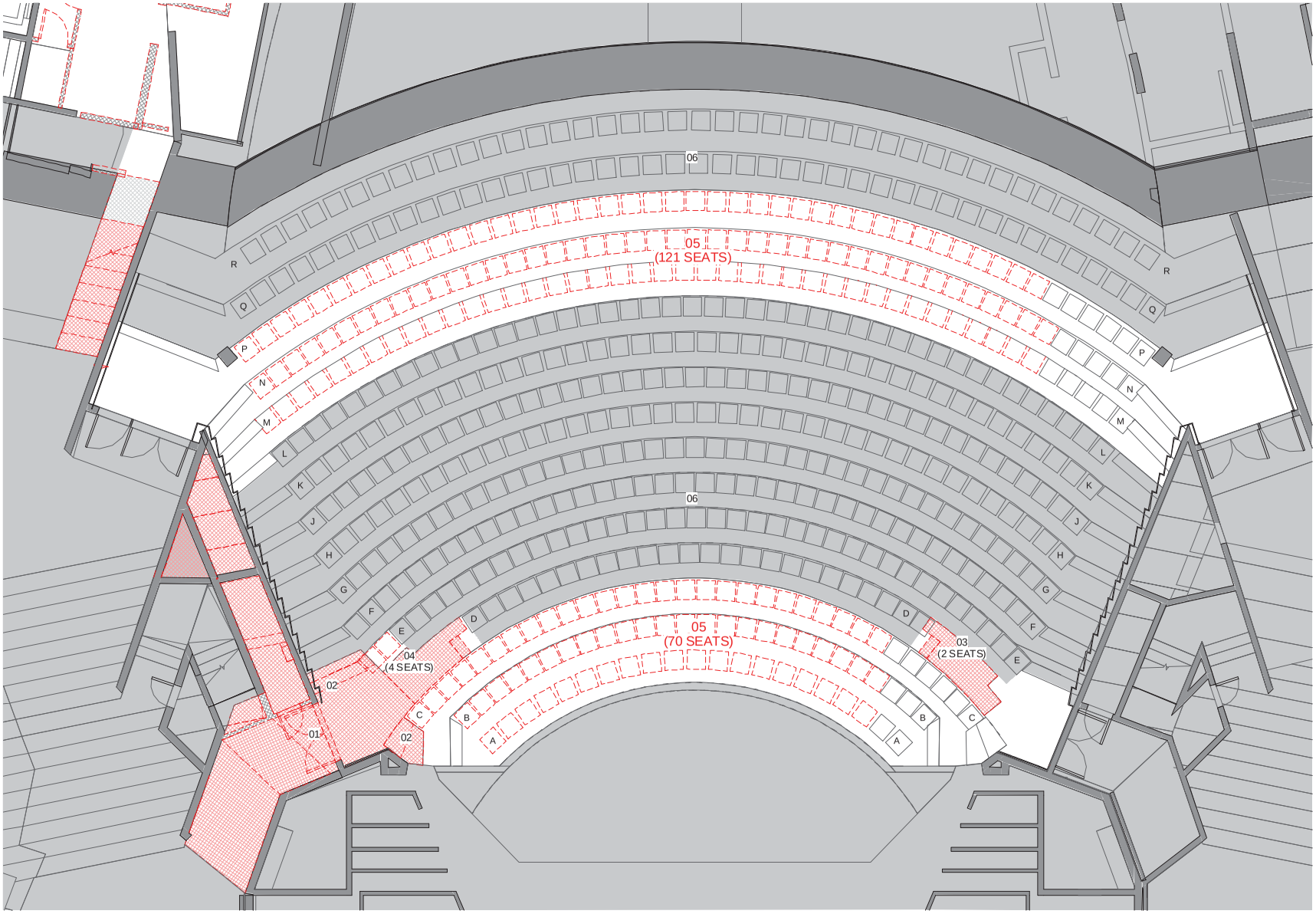

01 DOUBLE DOOR TO BE DEMOLISHED

02 STEPS TO BE DEMOLISHED

03 2 WHEELCHAIR SEATS TO BE PERMANENTLY REMOVED

04 SEATS TO BE PERMANENTLY REMOVED

05 SEATS TO BE REMOVED TO ALLOW FOR ACCESSIBLE SEATING WHEN REQUIRED (ROWS A,B,C: 70 + ROWS M,N,P:121)

06 SEATS RETAINED

EXISTING

DEMOLITION + SEAT REMOVED FOR FULL COMPLIANCE

Issue	Description	Chk	Appd	Date
A	FOR DA			29.07.2016
B	FOR DA			02.08.2016

scott carver
Level One, One Chifley Square Sydney NSW 2000 Australia
www.scottcarver.com.au +61 2 9957 3988

GENERAL NOTES

1. ALL DIMENSIONS AND SIZES ARE IN MILLIMETRES.
2. DO NOT SCALE DRAWINGS. USE FIGURED DIMENSIONS ONLY.
3. INFORMATION INDICATED IN THIS DOCUMENT MAY BE CRUCIAL TO THE SAFE AND PROPER FUNCTIONING OF THE SYDNEY OPERA HOUSE. DO NOT ALTER ANY ASPECT WITHOUT WRITTEN PERMISSION.
4. ALL NEW WORKS MUST COMPLY WITH THE SYDNEY OPERA HOUSE BUILDING SERVICES STANDARD SPECIFICATION (BSSS) AND RELEVANT AUSTRALIAN STANDARDS. NEW WORKS MUST ALSO COMPLY WITH THE REQUIREMENTS OF THE BUILDING CODES OF AUSTRALIA.

COPYRIGHT
THIS DRAWING AND DESIGN ARE SUBJECT TO COPYRIGHT AND SHALL NOT BE COPIED IN ANY FORM WITH THE WRITTEN PERMISSION OF THE SYDNEY OPERA HOUSE TRUST.

Location

Status: FOR INFORMATION

Contract: BDM-168

Drn: Author | Date: 27/07/2016 6:54:41 PM

Chk: Checker | Scale: 1:100 @ A1

Project: JST ACCESSIBILITY WORKS

Title: SEATING UPGRADE - DEMOLITION PLAN

Sydney Opera House Trust
GPO Box 4236 Sydney NSW Australia 2001
Phone: +612 9250 7541
email: info@sydneyoperahouse.com

© Sydney Opera House Trust

Location	Drawing No:	Sheet:	Rev:	
OT VA	49-VA-SC021	DA181	B	A1

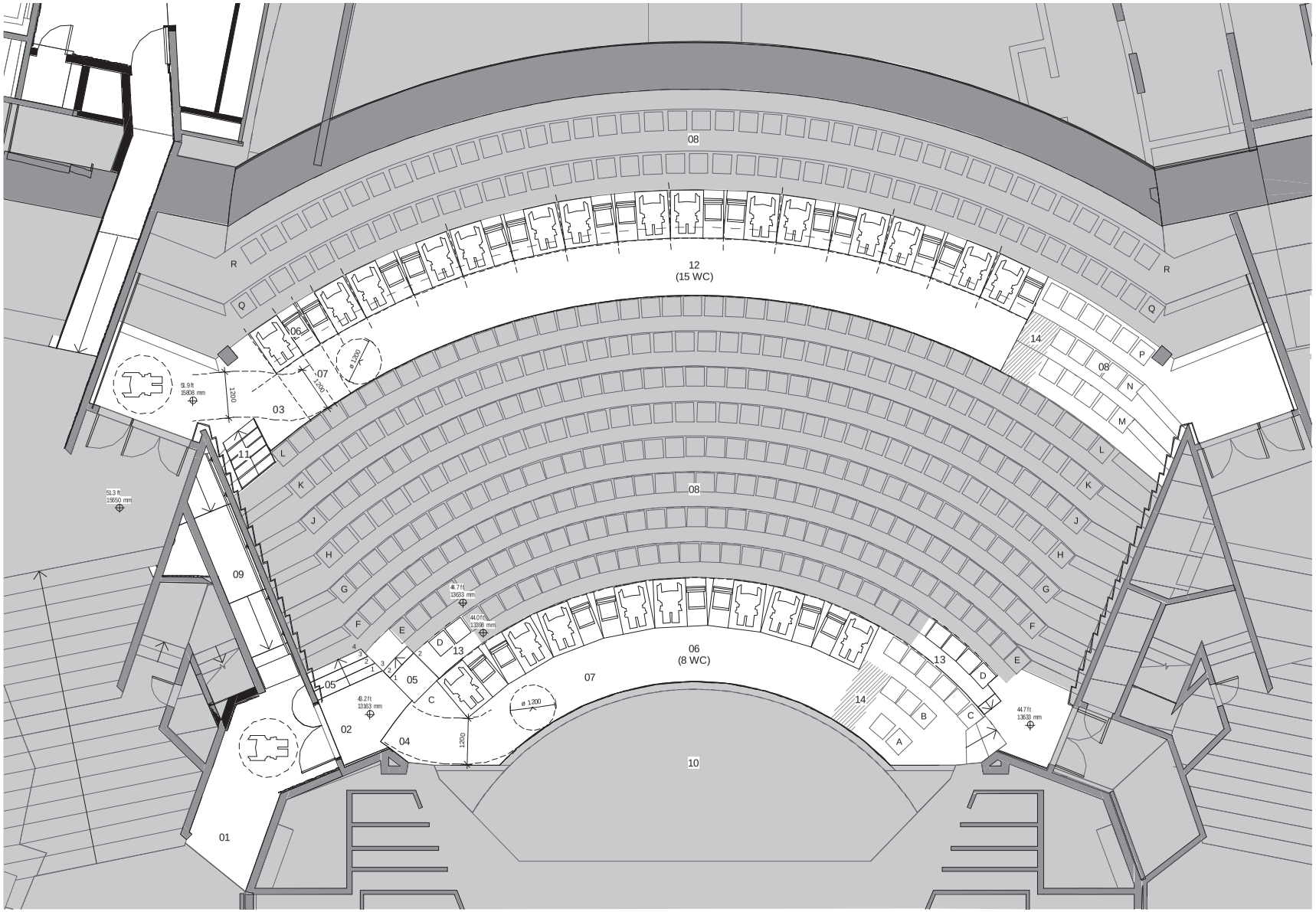

01 EXISTING ACCESS FROM WESTERN FOYER

02 NEW DOOR TO AUDITORIUM

03 REMOVABLE SEGMENTED PLATFORM TO BE INSTALLED AS REQUIRED

04 PASSAGE AREA

05 NEW PERMANENT STAIRS

06 8 POSSIBLE ACCESSIBLE SEAT WITH PARTNER / ASSISTANT SEAT ADJACENT

07 1200mm ACCESSIBLE PATH OF TRAVEL FOR FRONT ACCESS

08 SEATS TO BE RETAINED

09 NEW PASSAGE TO LIFTS 8 & 31

10 ORCHESTRA PIT

11 NEW REMOVABLE STAIRS

12 15 POSSIBLE ACCESSIBLE SEAT WITH PARTNER / ASSISTANT SEAT ADJACENT

13 6 NEW SEATS (ROW D)

14 TEMPORARY STAIRS AT CROSSOVER PASSAGE

WHEELCHAIR ACCESSIBLE SPACE

COMPANION SEAT

TOTAL NUMBER OF WHEELCHAIR ACCESSIBLE SPACES: 23

TOTAL NUMBER OF COMPANION SEATS: 23

Issue	Description	Chk	Appd	Date
A	FOR DA			29.07.2016
B	FOR DA			03.08.2016
C	FOR DA			04.08.2016

scott carver
Level One, One Chifley Square Sydney NSW 2000 Australia
www.scottcarver.com.au +61 2 9957 3988

GENERAL NOTES

1. ALL DIMENSIONS AND SIZES ARE IN MILLIMETRES.
2. DO NOT SCALE DRAWINGS. USE FIGURED DIMENSIONS ONLY.
3. INFORMATION INDICATED IN THIS DOCUMENT MAY BE CRUCIAL TO THE SAFE AND PROPER FUNCTIONING OF THE SYDNEY OPERA HOUSE. DO NOT ALTER ANY ASPECT WITHOUT WRITTEN PERMISSION.
4. ALL NEW WORKS MUST COMPLY WITH THE SYDNEY OPERA HOUSE BUILDING SERVICES STANDARD SPECIFICATION (BSSS) AND RELEVANT AUSTRALIAN STANDARDS. NEW WORKS MUST ALSO COMPLY WITH THE REQUIREMENTS OF THE BUILDING CODES OF AUSTRALIA.

COPYRIGHT

THIS DRAWING AND DESIGN ARE SUBJECT TO COPYRIGHT AND SHALL NOT BE COPIED IN ANY FORM WITH THE WRITTEN PERMISSION OF THE SYDNEY OPERA HOUSE TRUST.

Location

Status: FOR INFORMATION

Contract: BDM-168

Drn: Author | Date: 4/08/2016 5:09:26 PM

Chk: Checker | Scale: 1:1@A1

Project: JST ACCESSIBILITY WORKS

Title: SEATING UPGRADE - PROPOSED WORKS

Sydney Opera House Trust
GPO Box 4236 Sydney NSW Australia 2001
Phone: +612 9250 7541
email: info@sydneyoperahouse.com

© Sydney Opera House Trust

Location	Drawing No:	Sheet:	Rev:	
OT VA	49-VA-SC021	DA182	C	A1

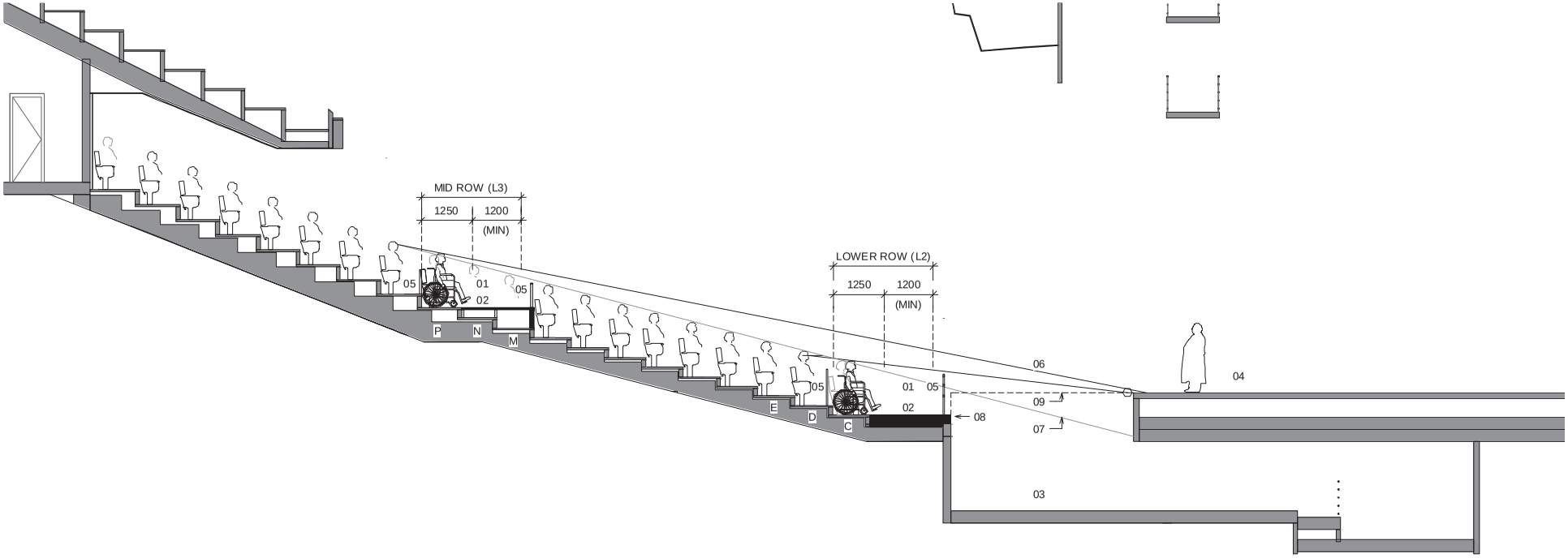

2 SECTION @ AUDITORIUM CENTRELINE

1 : 50

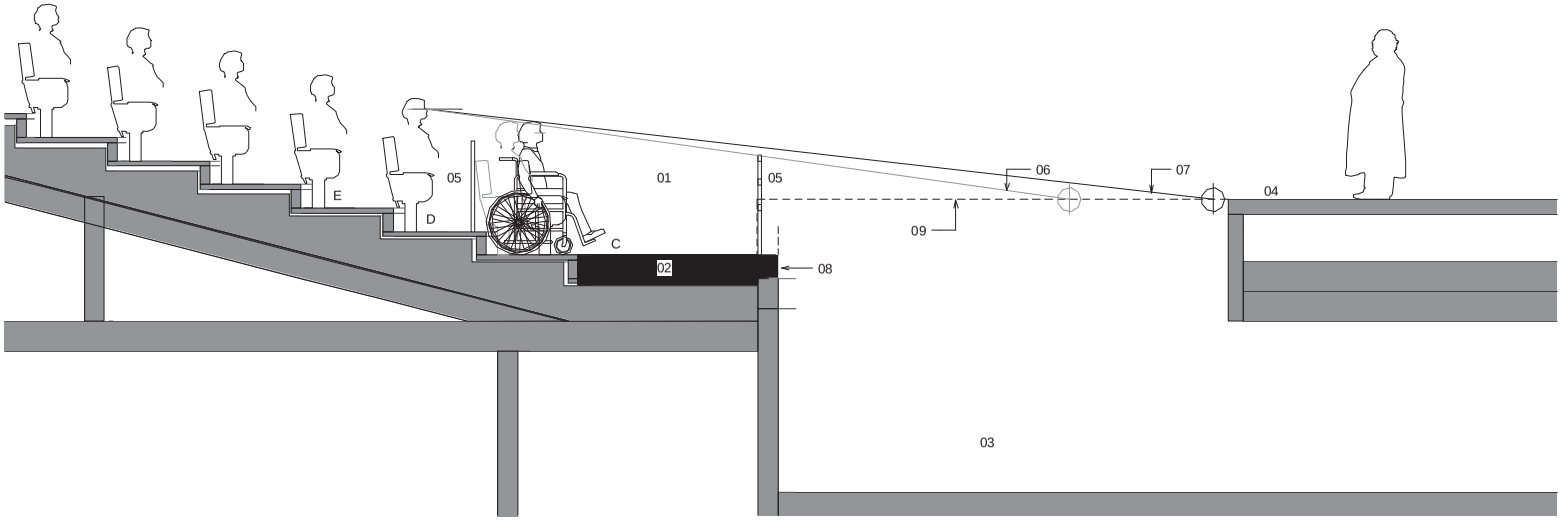

1 SIGHTLINE SECTION @ ROW C

1 : 25

01 ACCESSIBLE PATH OF TRAVEL
02 REMOVABLE SEGMENTED PLATFORM TO BE INSTALLED AS REQUIRED
03 ORCHESTRA PIT
04 STAGE
05 NEW BALUSTRADE
06 EXISTING SIGHTLINE
07 NEW SIGHTLINE
08 GRILLE AT FRONT OF PLATFORM TO RESPOND TO ACOUSTIC UPGRADE TO THE ORCHESTRA PIT
09 TEMPORARY STAGE EXTENSION

Issue	Description	Chkd	Appd	Date
A	FOR DA			29.07.2016
B	FOR DA			02.08.2016

scott carver
Level One, One Chifley Square Sydney NSW 2000 Australia
www.scottcarver.com.au +61 2 9957 3988

GENERAL NOTES

1. ALL DIMENSIONS AND SIZES ARE IN MILLIMETRES.
2. DO NOT SCALE DRAWINGS. USE FIGURED DIMENSIONS ONLY.
3. INFORMATION INDICATED IN THIS DOCUMENT MAY BE CRUCIAL TO THE SAFE AND PROPER FUNCTIONING OF THE SYDNEY OPERA HOUSE. DO NOT ALTER ANY ASPECT WITHOUT WRITTEN PERMISSION.
4. ALL NEW WORKS MUST COMPLY WITH THE SYDNEY OPERA HOUSE BUILDING SERVICES STANDARD SPECIFICATION (BSSS) AND RELEVANT AUSTRALIAN STANDARDS. NEW WORKS MUST ALSO COMPLY WITH THE REQUIREMENTS OF THE BUILDING CODES OF AUSTRALIA.

COPYRIGHT
THIS DRAWING AND DESIGN ARE SUBJECT TO COPYRIGHT AND SHALL NOT BE COPIED IN ANY FORM WITH THE WRITTEN PERMISSION OF THE SYDNEY OPERA HOUSE TRUST.

Location

Status: FOR INFORMATION
Contract: BDM-168
Drn: Author | Date: 27/07/2016 6:55:06 PM
Chk: Checker | Scale: As indicated @ A1

Project: JST ACCESSIBILITY WORKS
Title: SEATING UPGRADE - PROPOSED L2 SECTION

Sydney Opera House Trust
GPO Box 4236 Sydney NSW Australia2001
Phone: +612 9250 7541
email: info@sydneyoperahouse.com

© Sydney Opera House Trust

Location	Drawing No.	Sheet	Rev.	
OT VA	49-VA-SC021	DA183	B	A1

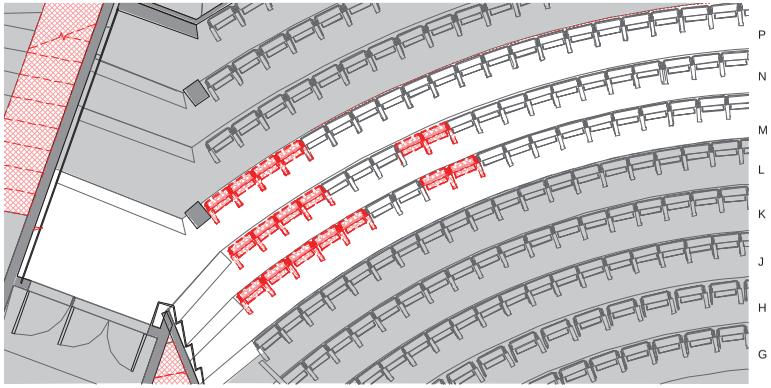

2 DEMOLITION - LEVEL 3 PLAN

1 : 50

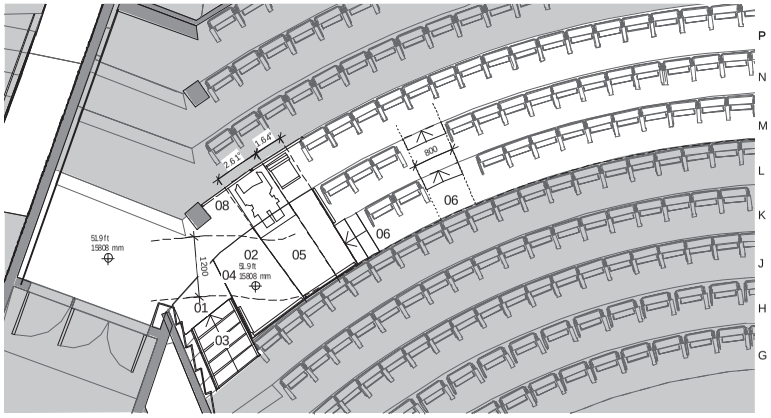

01 REMOVABLE SEGMENTED TRAFFICABLE PLATFORM TO BE INSTALLED AS REQUIRED (TYPE 1)
02 REMOVABLE SEGMENTED TRAFFICABLE PLATFORM TO BE INSTALLED AS REQUIRED (TYPE 2)
03 NEW STAIRS WITH HANDRAIL
04 NON COMBUSTIBLE DIVISION TO BE INSTALLED IN BETWEEN PLATFORM 1 & 2
05 ACCESSIBLE SEAT WITH ADJACENT COMPANION SEAT (PLATFORM TYPE 4)
06 TEMPORARY STAIRS AT CROSS OVER PASSAGE
07 SIDE COVER TO END PLATFORM ONLY
08 REMOVABLE BRASS BALUSTRADE H 750MM

3 PROPOSED - LEVEL 3 PLAN

1 : 50

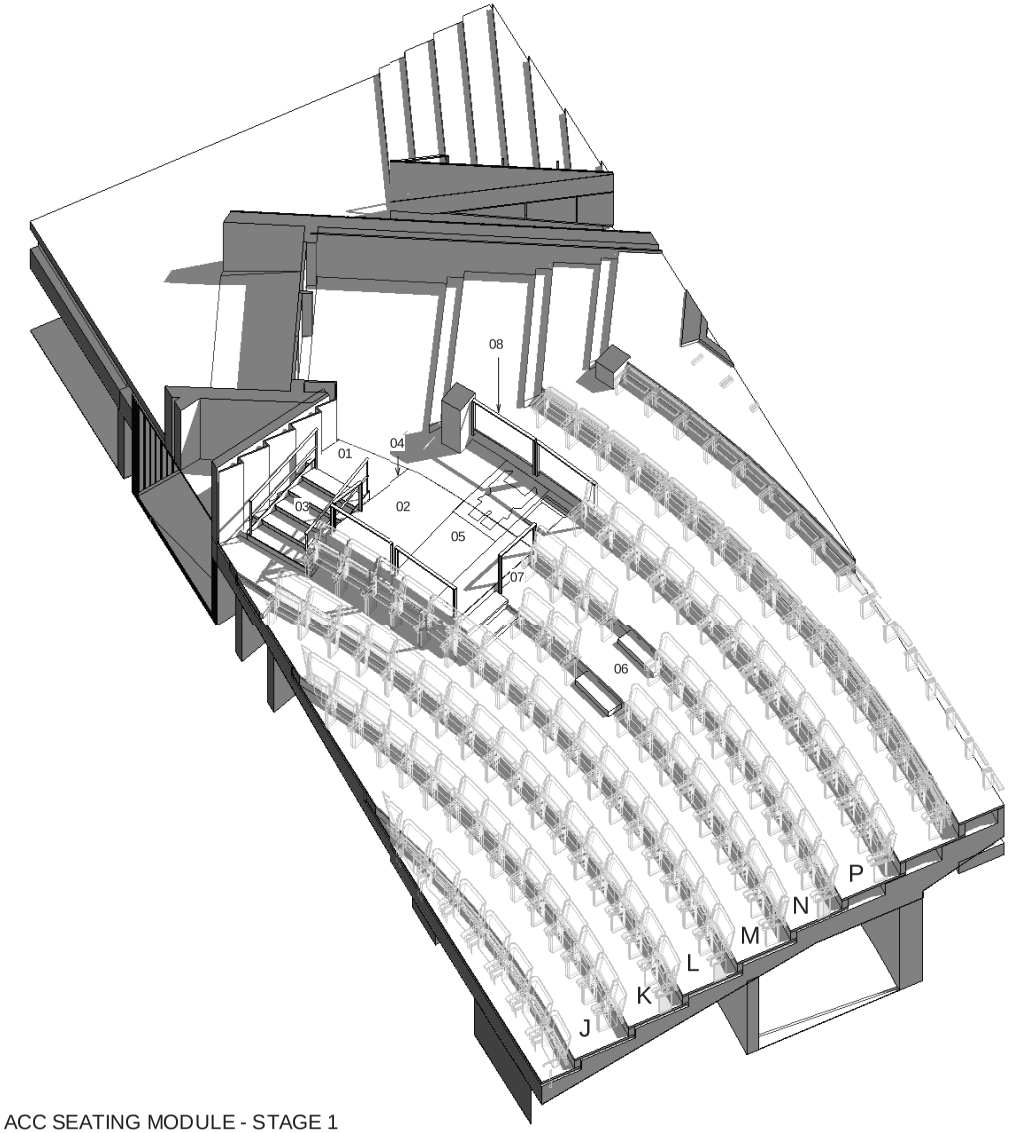

1 ACC SEATING MODULE - STAGE 1

INCREMENTAL IMPLEMENTATION

Issue	Description	Chkd	Appd	Date
A	FOR DA			29.07.2016
B	FOR DA			02.08.2016

scott carver
Level One, One Chifley Square Sydney NSW 2000 Australia
www.scottcarver.com.au +61 2 9957 3988

GENERAL NOTES

1. ALL DIMENSIONS AND SIZES ARE IN MILLIMETRES.
2. DO NOT SCALE DRAWINGS. USE FIGURED DIMENSIONS ONLY.
3. INFORMATION INDICATED IN THIS DOCUMENT MAY BE CRUCIAL TO THE SAFE AND PROPER FUNCTIONING OF THE SYDNEY OPERA HOUSE. DO NOT ALTER ANY ASPECT WITHOUT WRITTEN PERMISSION.
4. ALL NEW WORKS MUST COMPLY WITH THE SYDNEY OPERA HOUSE BUILDING SERVICES STANDARD SPECIFICATION (BSSS) AND RELEVANT AUSTRALIAN STANDARDS. NEW WORKS MUST ALSO COMPLY WITH THE REQUIREMENTS OF THE BUILDING CODES OF AUSTRALIA.

COPYRIGHT

THIS DRAWING AND DESIGN ARE SUBJECT TO COPYRIGHT AND SHALL NOT BE COPIED IN ANY FORM WITH THE WRITTEN PERMISSION OF THE SYDNEY OPERA HOUSE TRUST

Location

Status: FOR INFORMATION

Contract: BDM-168

Drn: Author | Date: 27/07/2016 6:56:57 PM

Chk: Checker | Scale: 1:50 @ A1

Project: JST ACCESSIBILITY WORKS

Title: SEATING UPGRADE - MODULAR WHEELCHAIR PLATFORM

Sydney Opera House Trust
GPO Box 4236 Sydney NSW Australia 2001
Phone: +612 9250 7541
email: info@sydneyoperahouse.com

© Sydney Opera House Trust

Location	Drawing No.	Sheet	Rev.	
OT VA	49-VA-SC021	DA184	B	A1

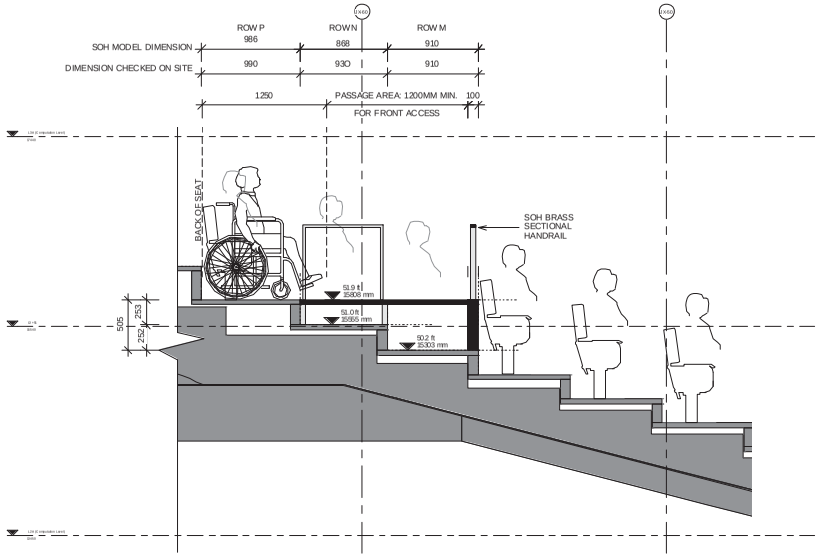

1 ACC SEATING MID - PROP SECTION

1 : 25

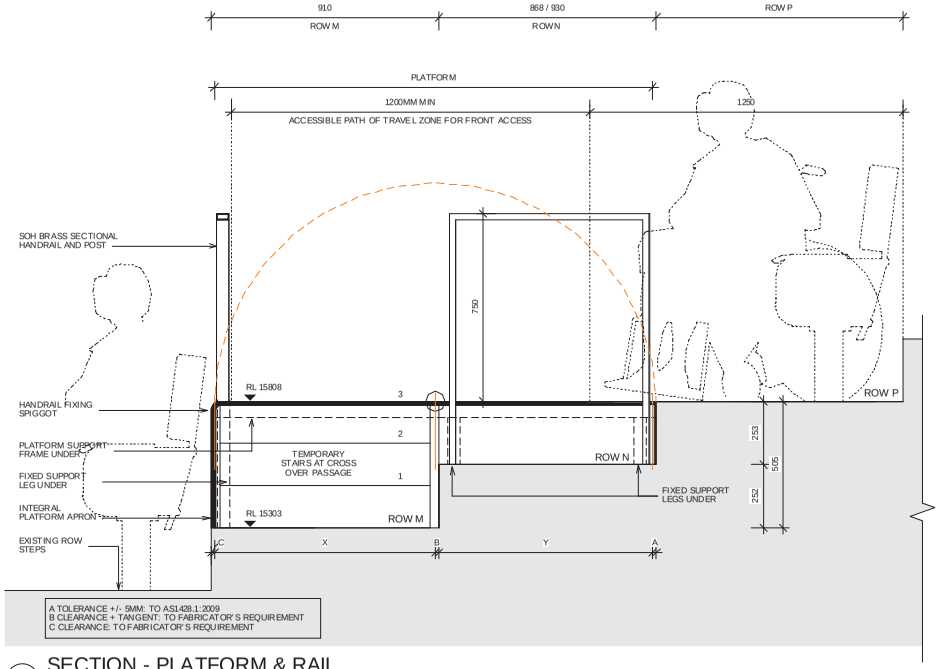

A TOLERANCE +/- 5MM: TO AS1428.1:2009
B CLEARANCE + TANGENT: TO FABRICATOR'S REQUIREMENT
C CLEARANCE: TO FABRICATOR'S REQUIREMENT

2 SECTION - PLATFORM & RAIL

1 : 10

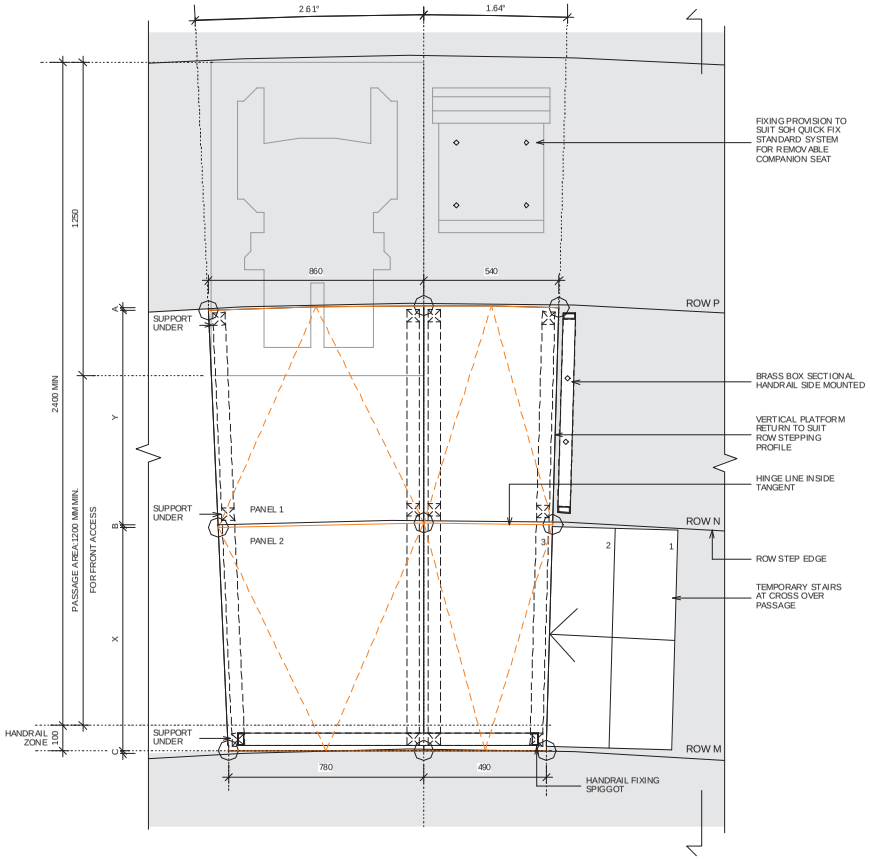

3 PLAN - PLATFORM MODULE

1 : 10

Issue	Description	Drawn	Appd	Date
A	FOR DA			29.07.2016
B	FOR DA			02.08.2016

scott carver

Level One, One Chifley Square Sydney NSW 2000 Australia
www.scottcarver.com.au +61 2 9957 3988

GENERAL NOTES

1. ALL DIMENSIONS AND SIZES ARE IN MILLIMETRES.
2. DO NOT SCALE DRAWINGS. USE FIGURED DIMENSIONS ONLY.
3. INFORMATION INDICATED IN THIS DOCUMENT MAY BE CRUCIAL TO THE SAFE AND PROPER FUNCTIONING OF THE SYDNEY OPERA HOUSE. DO NOT ALTER ANY ASPECT WITHOUT WRITTEN PERMISSION.
4. ALL NEW WORKS MUST COMPLY WITH THE SYDNEY OPERA HOUSE BUILDING SERVICES STANDARD SPECIFICATION (BSSS) AND RELEVANT AUSTRALIAN STANDARDS. NEW WORKS MUST ALSO COMPLY WITH THE REQUIREMENTS OF THE BUILDING CODES OF AUSTRALIA.

COPYRIGHT

THIS DRAWING AND DESIGN ARE SUBJECT TO COPYRIGHT AND SHALL NOT BE COPIED IN ANY FORM WITH THE WRITTEN PERMISSION OF THE SYDNEY OPERA HOUSE TRUST.

Location

Status: FOR INFORMATION

Contract: BDM-168

Drn: Author | Date: 27/07/2016 6:57:04 PM

Chk: Checker | Scale: As indicated @ A1

Project: JST ACCESSIBILITY WORKS

Title: SEATING UPGRADE - MODULAR WHEELCHAIR PLATFORM DETAIL

Sydney Opera House Trust
GPO Box 4274 Sydney NSW Australia 2001
Phone: +612 9250 7543
email: info@sydneyoperahouse.com

© Sydney Opera House Trust

Location	Drawing No:	Sheet:	Rev:
OT VA	49-VA-SC021	DA105	B

A1

JST DA PROJECT 2
NORTHERN FOYER ACCESS
LEVEL 2

WALLS:
a. brush box battern slats (existing NFR panel cladding)
b. brush box veneered
c. off form concrete unpainted
d. bronze fixture (door jambs, kick plate, and general fitment)
e. bronze lining
f. glass

FLOORS:
1. granite panels
2. granite tiles (western foyer)
3. carpet
4. vitrified unglazed mosaic sealed
5. bronze tactile

CEILINGS:
brush box veneered slates with shadow joint

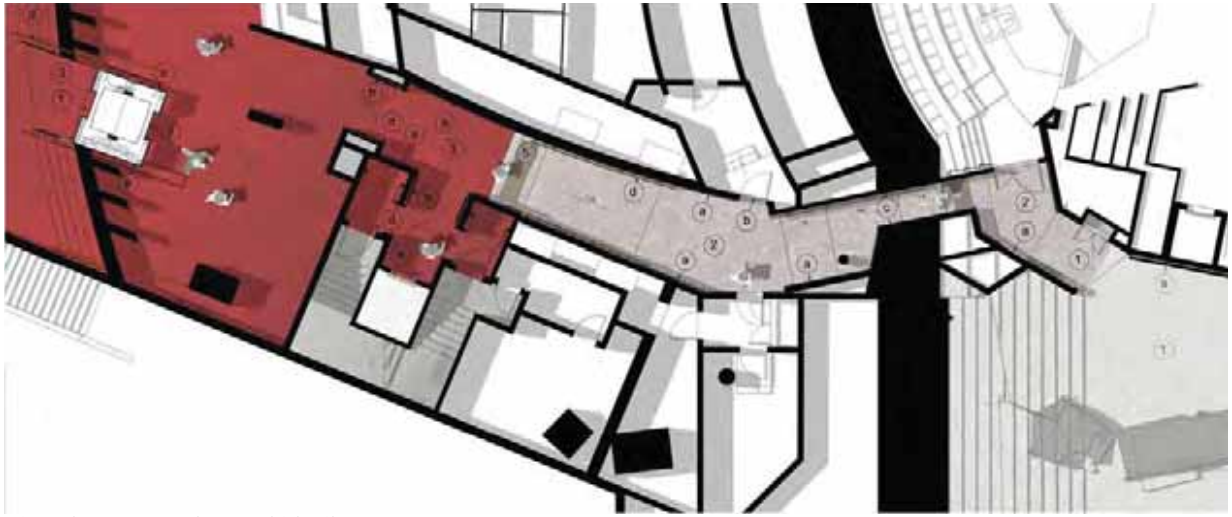

General Arrangement Plan - Level 2 (NTS)

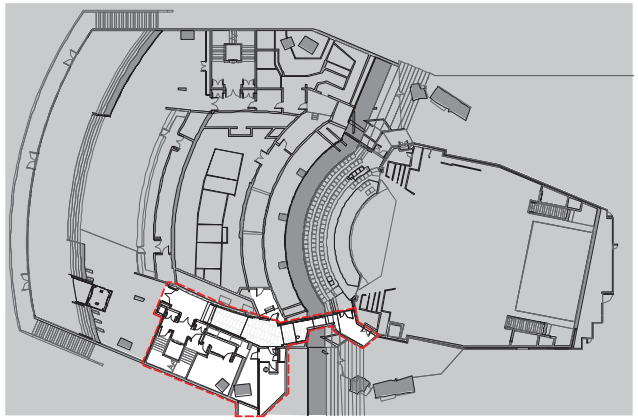

Location Plan - Level 2

Issue	Description	Chkd	Appd	Date
A	FOR DA			29.07.2016
B	FOR DA			02.08.2016
C	FOR DA			04.08.2016

scott carver
Level One, One Chifley Square Sydney NSW 2000 Australia
www.scottcarver.com.au +61 2 9957 3988

GENERAL NOTES
1. ALL DIMENSIONS AND SIZES ARE IN MILLIMETRES.
2. DO NOT SCALE DRAWINGS. USE FIGURED DIMENSIONS ONLY.
3. INFORMATION INDICATED IN THIS DOCUMENT MAY BE CRUCIAL TO THE SAFE AND PROPER FUNCTIONING OF THE SYDNEY OPERA HOUSE. DO NOT ALTER ANY ASPECT WITHOUT WRITTEN PERMISSION.
4. ALL NEW WORKS MUST COMPLY WITH THE SYDNEY OPERA HOUSE BUILDING SERVICES STANDARD SPECIFICATION (BSSS) AND RELEVANT AUSTRALIAN STANDARDS. NEW WORKS MUST ALSO COMPLY WITH THE REQUIREMENTS OF THE BUILDING CODES OF AUSTRALIA.

COPYRIGHT
THIS DRAWING AND DESIGN ARE SUBJECT TO COPYRIGHT AND SHALL NOT BE COPIED IN ANY FORM WITH THE WRITTEN PERMISSION OF THE SYDNEY OPERA HOUSE TRUST.

Location

Status: FOR INFORMATION
Contract: BDM-168
Drn: Author | Date: 4/08/2016 5:07:36 PM
Chk: Checker | Scale: 1:100@A1

Project: JST ACCESSIBILITY WORKS
Title: JST NTHN FOYER ACCESS - L2 PASSAGE

Sydney Opera House Trust
GPO Box 4274, Sydney NSW Australia 2001
Phone: +612 9250 7541
email: info@sydneyoperahouse.com

© Sydney Opera House Trust

Location	Drawing No:	Sheet:	Rev:	
OT VA	49-VA-SC021	DA130	C	A1

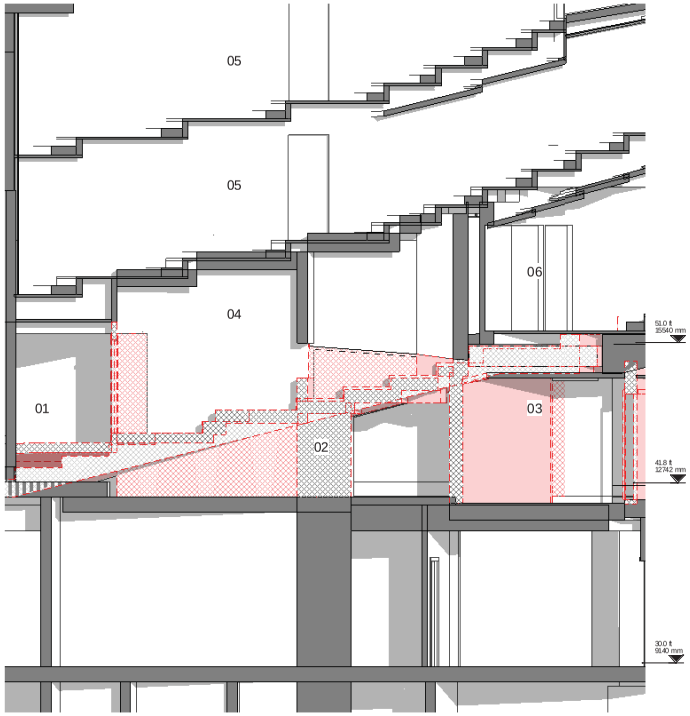

01 LINK TO WESTERN FOYER
02 PASSAGE TO LIFT 8
03 PASSAGE MID-LANDING
04 STAIR TO LOGE
05 AUDITORIUM LOGE
06 ACCESS TO JST AUDITORIUM (ROWM)

1 L2 PASSAGE SECTION 1 (DEMO)

1 : 50

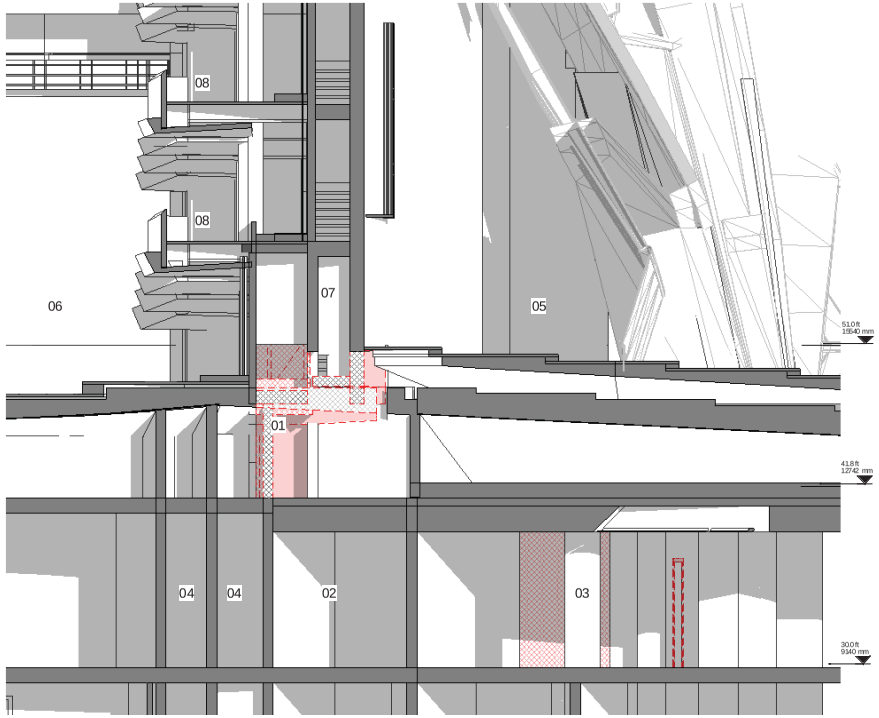

01 DEMOLITION ZONE
02 ROOM #37
03 GREEN ROOM
04 DUCTS
05 WESTERN FOYER STAIR TO MID-LANDING
06 JST AUDITORIUM
07 STAIRS TO AUDITORIUM LOGE (BEYOND)
08 LOGE

2 L2 PASSAGE SECTION 2 (DEMO)

1 : 50

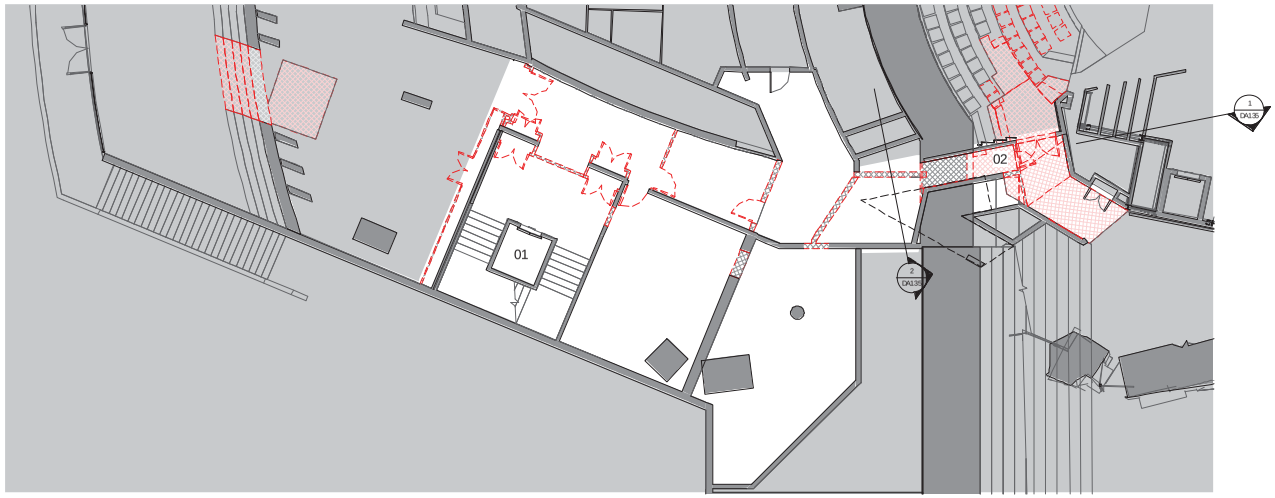

01 LIFT UPGRADE TO MATCH FRONT OF HOUSE AESTHETICS
02 DEMOLITION OF SLAB AND WALLS TO ALLOW NEW PASSAGE

3 PLAN - LEVEL 2 PASSAGE

1 : 100

Issue	Description	Drwn	Appd	Date
A	FOR DA			29.07.2016
B	FOR DA			02.08.2016

scott carver

Level One, One Chifley Square Sydney NSW 2000 Australia
www.scottcarver.com.au +61 2 9957 3988

GENERAL NOTES

1. ALL DIMENSIONS AND SIZES ARE IN MILLIMETRES.
2. DO NOT SCALE DRAWINGS. USE FIGURED DIMENSIONS ONLY.
3. INFORMATION INDICATED IN THIS DOCUMENT MAY BE CRUCIAL TO THE SAFE AND PROPER FUNCTIONING OF THE SYDNEY OPERA HOUSE. DO NOT ALTER ANY ASPECT WITHOUT WRITTEN PERMISSION.
4. ALL NEW WORKS MUST COMPLY WITH THE SYDNEY OPERA HOUSE BUILDING SERVICES STANDARD SPECIFICATION (BSSS) AND RELEVANT AUSTRALIAN STANDARDS. NEW WORKS MUST ALSO COMPLY WITH THE REQUIREMENTS OF THE BUILDING CODES OF AUSTRALIA.

COPYRIGHT

THIS DRAWING AND DESIGN ARE SUBJECT TO COPYRIGHT AND SHALL NOT BE COPIED IN ANY FORM WITH THE WRITTEN PERMISSION OF THE SYDNEY OPERA HOUSE TRUST.

Location

Status: FOR INFORMATION

Contract: BDM-168

Drn: Author | Date: 27/07/2016 7:00:19 PM

Chk: Checker | Scale: As indicated @ A1

Project: JST ACCESSIBILITY WORKS

Title: JST NTHN FOYERS (W) - L2 PASSAGE DEMOLITION SECTIONS - SHEET 1

Sydney Opera House Trust
GPO Box 4286 Sydney NSW Australia 2001
Phone: +612 9250 7541
email: info@sydneyoperahouse.com

© Sydney Opera House Trust

Location	Drawing No.	Sheet	Rev.	
OT VA	49-VA-SC021	DA135	B	A1

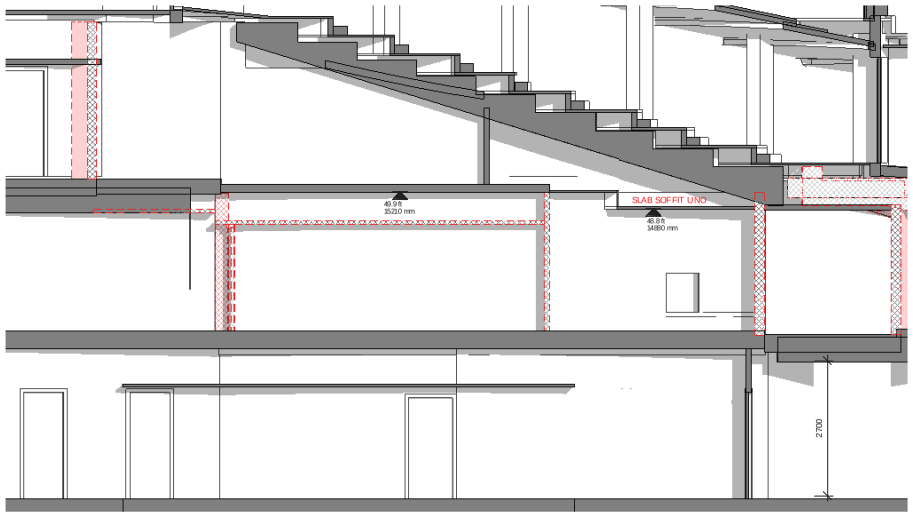

4 L2 PASSAGE SECTION 4
1 : 50

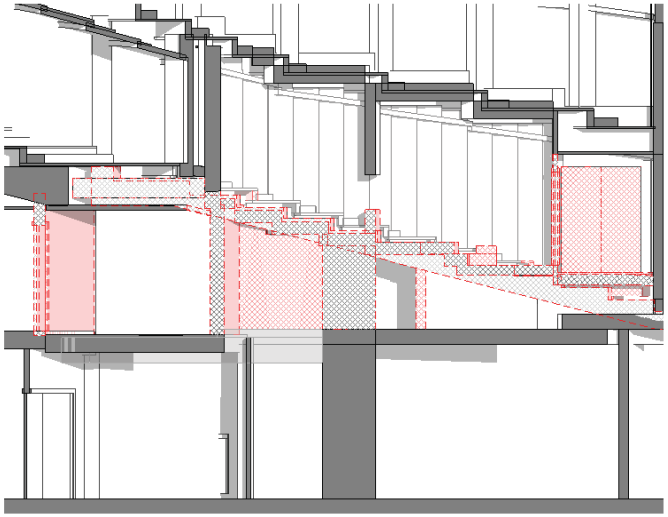

5 L2 PASSAGE SECTION 5
1 : 50

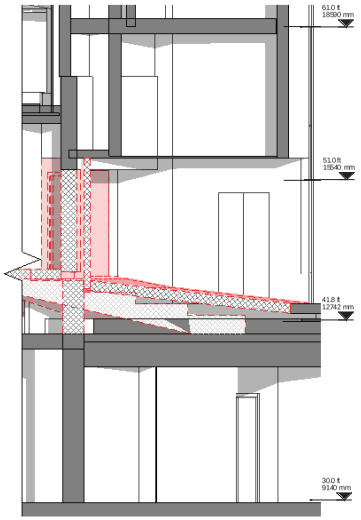

6 L2 PASSAGE SECTION 6
1 : 50

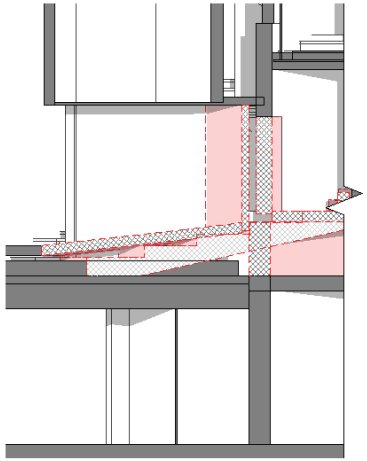

1 L2 PASSAGE SECTION 1
1 : 50

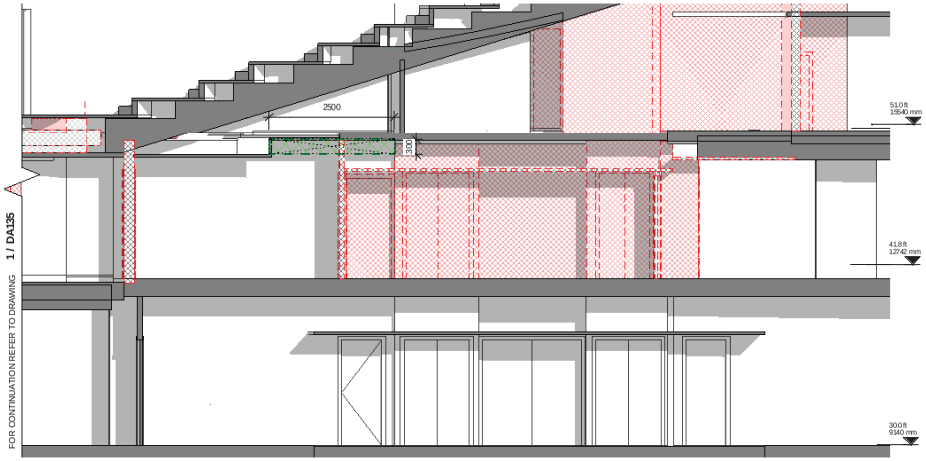

2 L2 PASSAGE SECTION 2
1 : 50

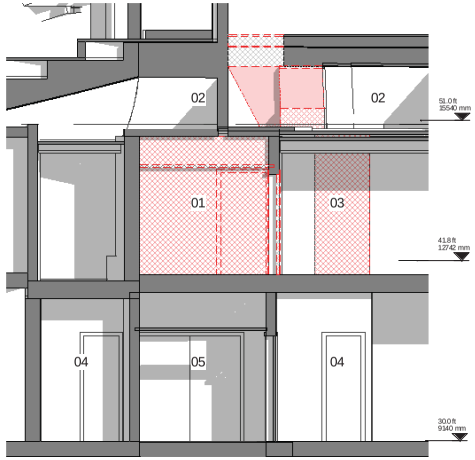

3 L2 PASSAGE SECTION 3
1 : 50

01 DEMOLITION REQUIRED FOR NEW CORRIDOR
02 EXISTING DUCT AND SERVICES
03 STORE ROOM
04 BACK OF HOUSE
05 CORRIDOR

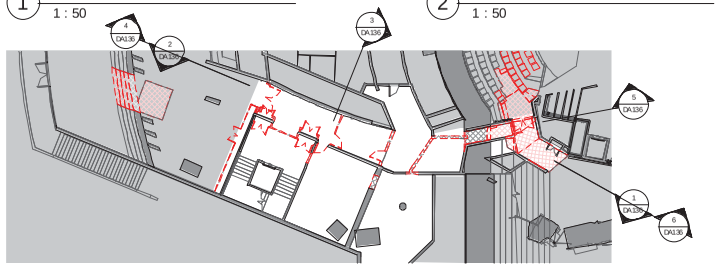

Issue	Description	Drawn	Appd	Date
A	FOR DA			29.07.2016
B	FOR DA			02.08.2016

scott carver
Level One, One Chifley Square Sydney NSW 2000 Australia
www.scottcarver.com.au +61 2 9957 3988

GENERAL NOTES
1. ALL DIMENSIONS AND SIZES ARE IN MILLIMETRES.
2. DO NOT SCALE DRAWINGS. USE FIGURED DIMENSIONS ONLY.
3. INFORMATION INDICATED IN THIS DOCUMENT MAY BE CRUCIAL TO THE SAFE AND PROPER FUNCTIONING OF THE SYDNEY OPERA HOUSE. DO NOT ALTER ANY ASPECT WITHOUT WRITTEN PERMISSION.
4. ALL NEW WORKS MUST COMPLY WITH THE SYDNEY OPERA HOUSE BUILDING SERVICES STANDARD SPECIFICATION (BSSS) AND RELEVANT AUSTRALIAN STANDARDS. NEW WORKS MUST ALSO COMPLY WITH THE REQUIREMENTS OF THE BUILDING CODES OF AUSTRALIA.

COPYRIGHT
THIS DRAWING AND DESIGN ARE SUBJECT TO COPYRIGHT AND SHALL NOT BE COPIED IN ANY FORM WITH THE WRITTEN PERMISSION OF THE SYDNEY OPERA HOUSE TRUST

Location

Status: FOR INFORMATION
Contract: BDM-168
Drn: Author | Date: 27/08/2016 7:01:03 PM
Chk: Checker | Scale: As indicated @ A1

Project: JST ACCESSIBILITY WORKS
Title: JST NTHN FOYERS (W) - L2 PASSAGE DEMOLITION SECTIONS - SHEET 2

Sydney Opera House Trust
GPO Box 4274 Sydney NSW Australia 2001
Phone: +612 9250 7154
email: info@sydneyoperahouse.com

© Sydney Opera House Trust

Location	Drawing No:	Sheet:	Rev:
OT VA	49-VA-SC021	DA136	B

A1

01 LINK TO WESTERN FOYER
02 PASSAGE TO LIFT 8
03 PASSAGE MID-LANDING
04 STAIR TO LOGE
05 AUDITORIUM LOGE
06 ACCESS TO JST AUDITORIUM (ROW M)

2 L2 PASSAGE SECTON 1

1 : 50

01 NEW PASSAGE TO WESTERN FOYER
02 ROOM #37
03 GREEN ROOM
04 DUCTS
05 WESTERN FOYER STAIR TO MID-LANDING
06 JST AUDITORIUM
07 STAIRS TO AUDITORIUM LOGE
08 LOGE

3 L2 PASSAGE SECTION 2

1 : 50

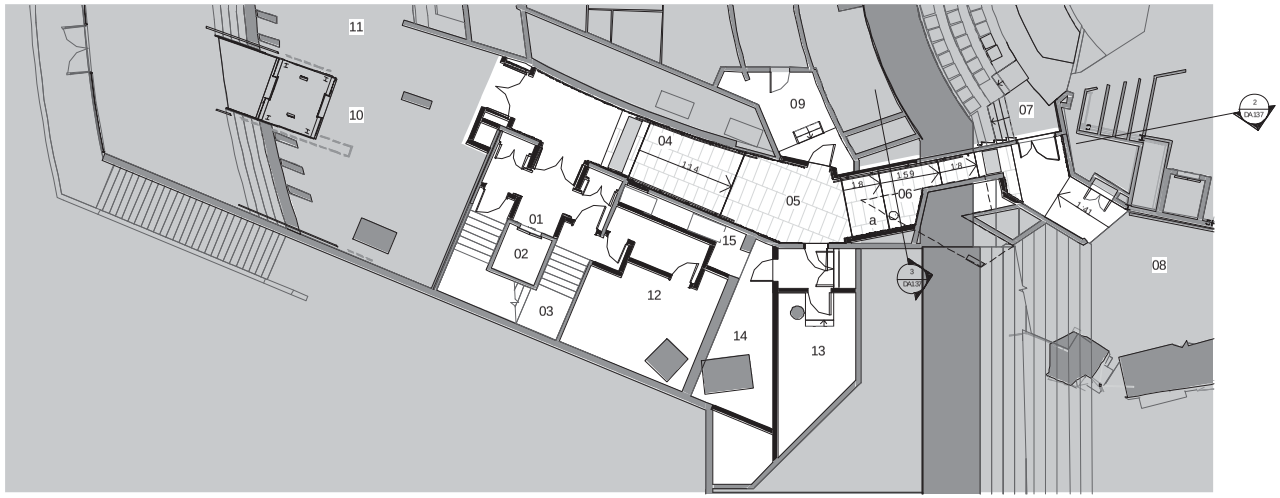

01 LIFT 8 LOBBY
02 LIFT 8 (FOH UPGRADE)
03 EXISTING STAIR 02 (BOH)
04 NEW CORRIDOR TO WESTERN FOYER
05 MID-LANDING
06 NEW RAMP TO JST LOW AUDITORIUM
07 ACCESS TO JST AUDITORIUM (ROW C)
08 WESTERN FOYER LOW-LANDING
09 BACK OF HOUSE
10 LIFT 31 LOBBY
11 NORTHERN FOYER BAR
12 KITCHEN STORE
13 STORAGE
14 PLANT
15 NEW PLENUM

a COMPLIANT HEAD HEIGHT (MIN 2M)

1 PLAN - LEVEL 2 PASSAGE

1 : 100 NOTE: REFER TO DA130 FOR SECTION AND ELEVATION TAGS

Issue	Description	Drn	Appd	Date
A	FOR DA			29.07.2016
B	FOR DA			02.08.2016
C	FOR DA			04.08.2016

scott carver
Level One, One Chifley Square Sydney NSW 2000 Australia
www.scottcarver.com.au +61 2 9957 3988

GENERAL NOTES

1. ALL DIMENSIONS AND SIZES ARE IN MILLIMETRES.
2. DO NOT SCALE DRAWINGS. USE FIGURED DIMENSIONS ONLY.
3. INFORMATION INDICATED IN THIS DOCUMENT MAY BE CRUCIAL TO THE SAFE AND PROPER FUNCTIONING OF THE SYDNEY OPERA HOUSE. DO NOT ALTER ANY ASPECT WITHOUT WRITTEN PERMISSION.
4. ALL NEW WORKS MUST COMPLY WITH THE SYDNEY OPERA HOUSE BUILDING SERVICES STANDARD SPECIFICATION (BSSS) AND RELEVANT AUSTRALIAN STANDARDS. NEW WORKS MUST ALSO COMPLY WITH THE REQUIREMENTS OF THE BUILDING CODES OF AUSTRALIA.

COPYRIGHT
THIS DRAWING AND DESIGN ARE SUBJECT TO COPYRIGHT AND SHALL NOT BE COPIED IN ANY FORM WITH THE WRITTEN PERMISSION OF THE SYDNEY OPERA HOUSE TRUST.

Location

Status: FOR INFORMATION
Contract: BDM-168
Drn: Author | Date: 4/08/2016 5:07:40 PM
Chk: Checker | Scale: As indicated @ A1

Project: JST ACCESSIBILITY WORKS
Title: JST NTHN FOYERS (W) - L2 PASSAGE NEW WORKS SECTIONS - SHEET 1

Sydney Opera House Trust
GPO Box 4236 Sydney NSW Australia 2001
Phone: +612 9250 7154
email: info@sydneyoperahouse.com

© Sydney Opera House Trust

Location	Drawing No.	Sheet	Rev.	
OT VA	49-VA-SC021	DA137	C	A1

4 L2 PASSAGE SECTION 4
1 : 50

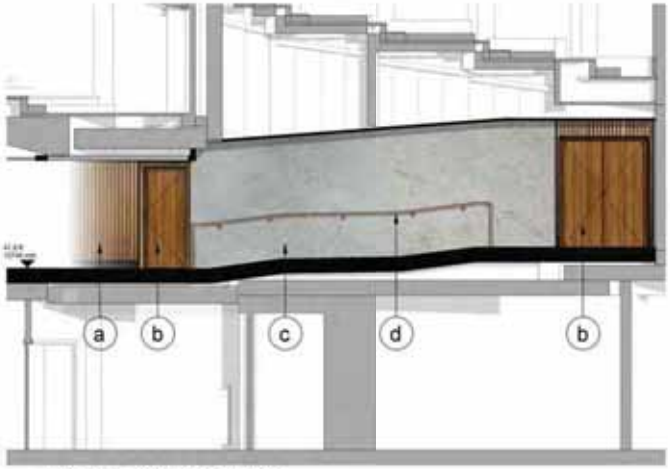

5 L2 PASSAGE SECTION 5
1 : 50

6 L2 PASSAGE SECTION 6
1 : 50

1 L2 PASSAGE SECTION 1
1 : 50

2 L2 PASSAGE SECTION 2
1 : 50

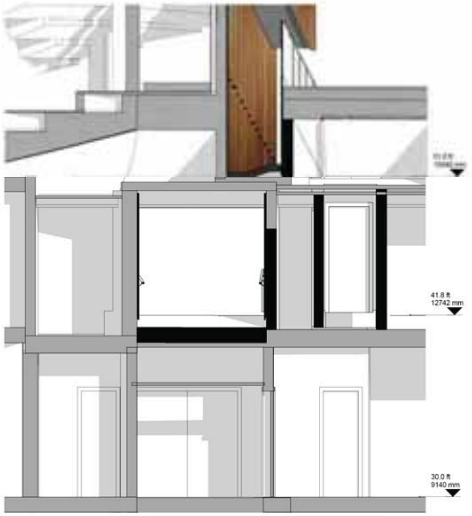

3 L2 PASSAGE SECTION 3
1 : 50

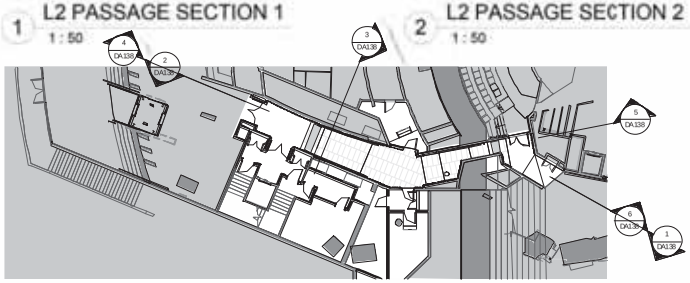

NOTE: REFER TO DA130 FOR SECTION AND ELEVATION TAGS

Issue	Description	Chk	Apvd	Date
A	FOR DA			29.07.2010
B	FOR DA			02.08.2010
C	FOR DA			04.08.2010

scott carver
Level One, One Chifley Square Sydney NSW 2000 Australia
www.scottcarver.com.au +61 2 9957 3988

GENERAL NOTES

1. ALL DIMENSIONS AND SIZES ARE IN MILLIMETRES.
2. DO NOT SCALE DRAWINGS. USE FIGURED DIMENSIONS ONLY.
3. INFORMATION INDICATED IN THIS DOCUMENT MAY BE CRUCIAL TO THE SAFE AND PROPER FUNCTIONING OF THE SYDNEY OPERA HOUSE. DO NOT ALTER ANY ASPECT WITHOUT WRITTEN PERMISSION.
4. ALL NEW WORKS MUST COMPLY WITH THE SYDNEY OPERA HOUSE BUILDING SERVICES STANDARD SPECIFICATION (BSSS) AND RELEVANT AUSTRALIAN STANDARDS. NEW WORKS MUST ALSO COMPLY WITH THE REQUIREMENTS OF THE BUILDING CODES OF AUSTRALIA.

COPYRIGHT
THIS DRAWING AND DESIGN ARE SUBJECT TO COPYRIGHT AND SHALL NOT BE COPIED IN ANY FORM WITH THE WRITTEN PERMISSION OF THE SYDNEY OPERA HOUSE TRUST.

Location

Status: FOR INFORMATION
Contract: BDM-168
Drn: Author | Date: 4/08/2010 5:09:07 PM
Chk: Checker | Scale: As indicated @ A1

Project: JST ACCESSIBILITY WORKS
Title: JST NTHN FOYERS (W) - L2 PASSAGE NEW WORKS SECTIONS - SHEET 2

Sydney Opera House Trust
GPO Box 4274 Sydney NSW Australia 2001
Phone: +612 9250 7543
email: info@sydneyoperahouse.com

© Sydney Opera House Trust

Location	Drawing No:	Sheet:	Rev:	
OTVA	49-VA-SC021	DA138	C	A1

JST DA PROJECT 3
NORTHERN FOYER ACCESS
LEVEL 3

Level 3 to Northern Foyer

Through to Northern Foyer

WALLS:
a. brush box battern slats (existing NFR panel cladding)
b. brush box veneered
c. off form concrete unpainted
d. bronze fixture (door jambs, kick plate, and general fitment)
e. bronze lining
f. glass

FLOORS:
1. granite panels
2. granite tiles (western foyer)
3. carpet
4. vitrified unglazed mosaic sealed
5. bronze tactile

CEILINGS:
brush box veneered slates with shadow joint

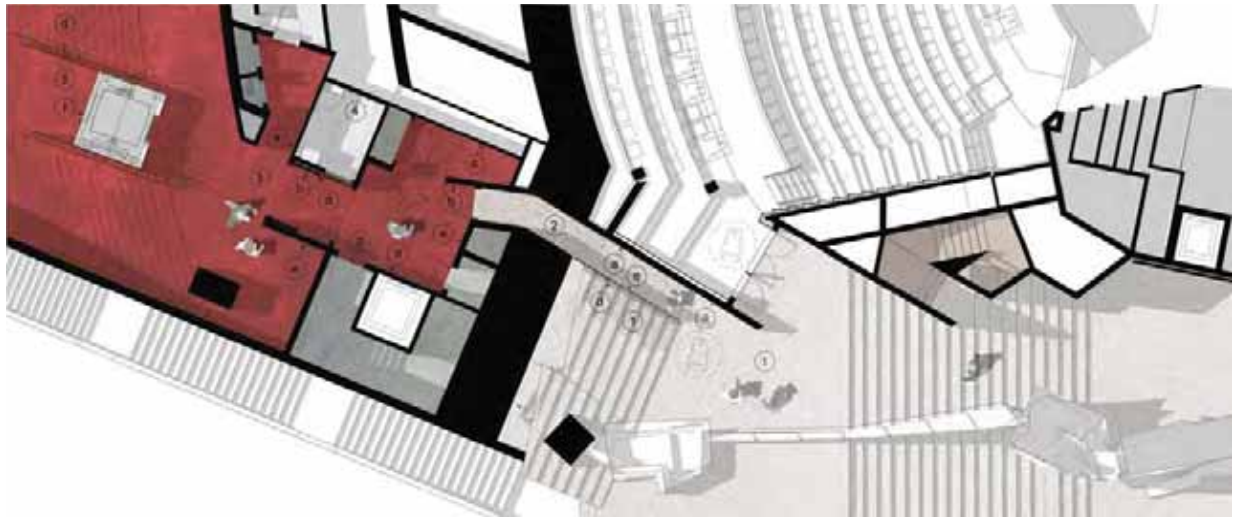

General Arrangement Plan - Level 3 (NTS)

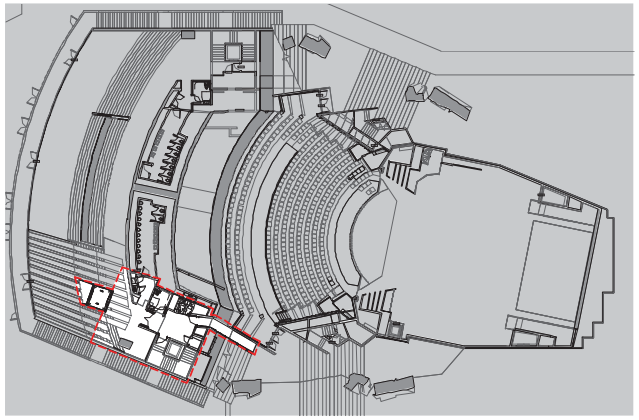

Location Plan - Level 3

Issue	Description	Chkd	Appd	Date
A	FOR DA			29.07.2008
B	FOR DA			02.08.2008

scott carver

Level One, One Chifley Square Sydney NSW 2000 Australia
www.scottcarver.com.au +612 9957 3988

GENERAL NOTES
1. ALL DIMENSIONS AND SIZES ARE IN MILLIMETRES.
2. DO NOT SCALE DRAWINGS. USE FIGURED DIMENSIONS ONLY.
3. INFORMATION INDICATED IN THIS DOCUMENT MAY BE CRUCIAL TO THE SAFE AND PROPER FUNCTIONING OF THE SYDNEY OPERA HOUSE. DO NOT ALTER ANY ASPECT WITHOUT WRITTEN PERMISSION.
4. ALL NEW WORKS MUST COMPLY WITH THE SYDNEY OPERA HOUSE BUILDING SERVICES STANDARD SPECIFICATION (BSSS) AND RELEVANT AUSTRALIAN STANDARDS. NEW WORKS MUST ALSO COMPLY WITH THE REQUIREMENTS OF THE BUILDING CODES OF AUSTRALIA.

COPYRIGHT
THIS DRAWING AND DESIGN ARE SUBJECT TO COPYRIGHT AND SHALL NOT BE COPIED IN ANY FORM WITH THE WRITTEN PERMISSION OF THE SYDNEY OPERA HOUSE TRUST.

Location

Status: FOR INFORMATION
Contract: BDM-168
Drn: Author | Date: 2/08/2010 6:57:20 PM
Chk: Checker | Scale: 1:100@A1

Project: JST ACCESSIBILITY WORKS
Title: JST NTHN FOYER ACCESS - L3 PASSAGE

Sydney Opera House Trust
GPO Box 4236 Sydney NSW Australia2001
Phone: +612 9250 7541
email: info@sydneyoperahouse.com

© Sydney Opera House Trust

Location	Drawing No:	Sheet:	Rev:	
OT VA	49-VA-SC021	DA240	B	A1

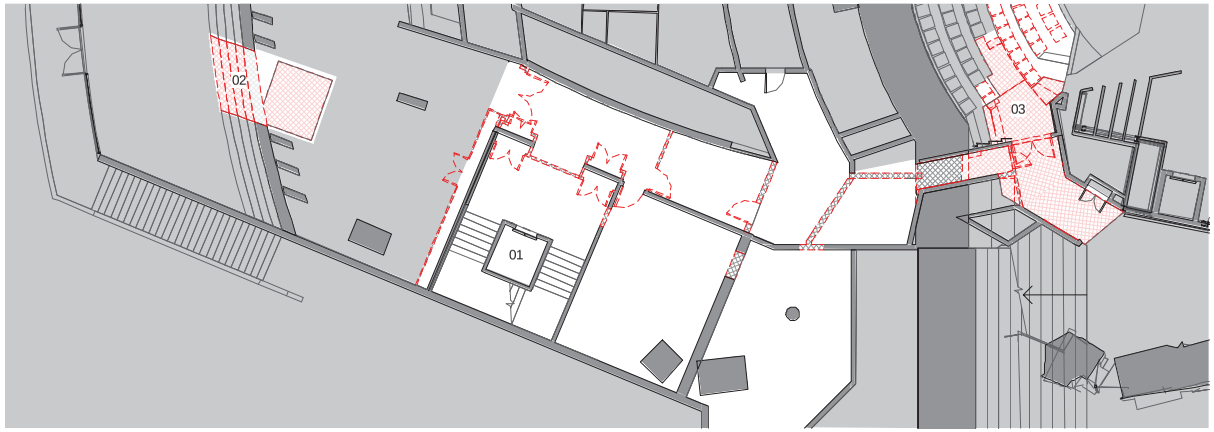

01 LIFT UPGRADE TO MATCH FRONT OF HOUSE AESTHETICS
02 DEMOLITION OF STAIRS AND BEAMS ABOVE TO ACCOMMODATE LIFT 31 SHAFT
03 DEMOLITION OF PART OF THE FLOOR FOR NEW ACCESSIBLE SEATING

1 DEMOLITION - LEVEL 2

1 : 100

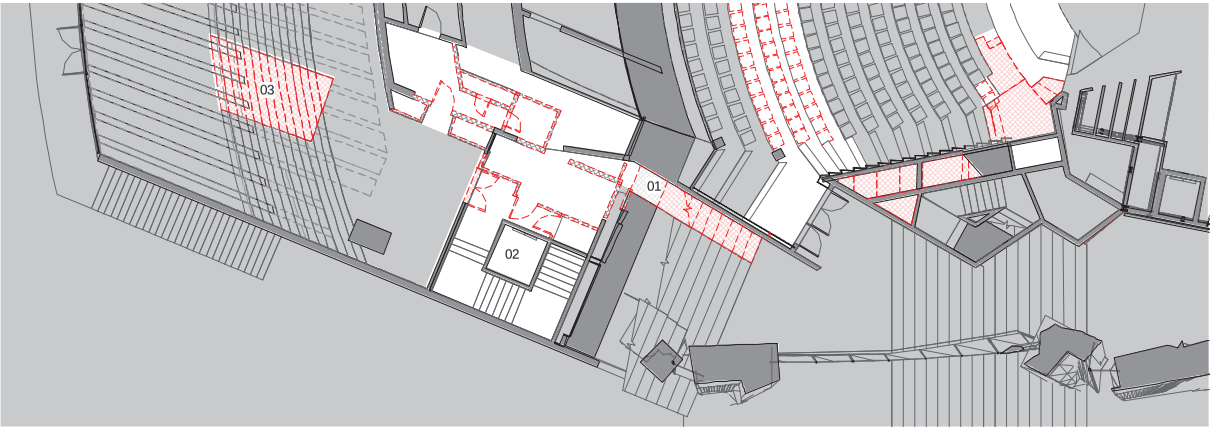

01 DEMOLITION OF PART OF EXISTING STAIR AND SLAB TO ALLOW FOR NEW PASSAGE
02 LIFT UPGRADE TO MATCH FRONT OF HOUSE AESTHETICS
03 DEMOLITION OF STAIRS AND BEAMS ABOVE TO ACCOMMODATE LIFT 31 SHAFT

2 DEMOLITION - LEVEL 3

1 : 100

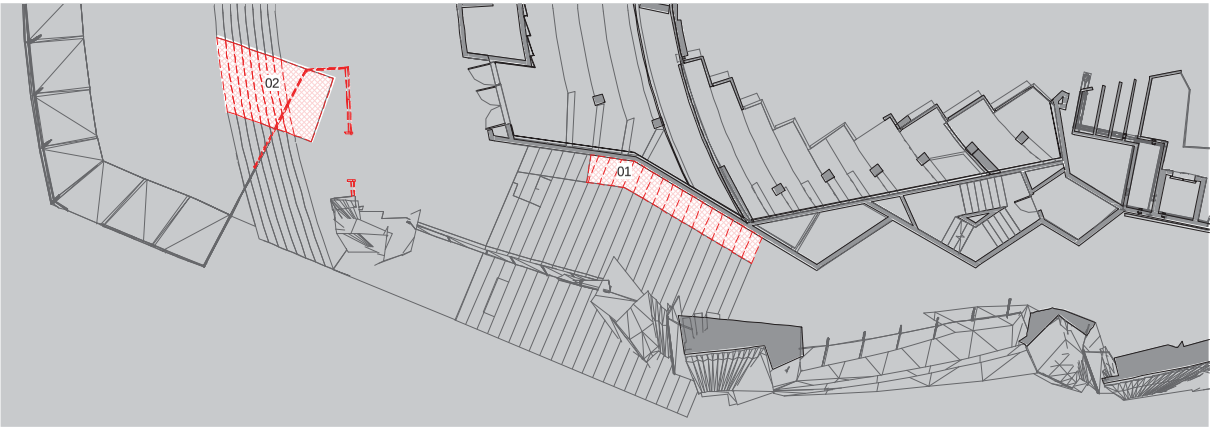

01 DEMOLITION OF PART OF EXISTING STAIR AND SLAB TO ALLOW FOR NEW PASSAGE
02 DEMOLITION OF STAIRS AND GLAZING TO ACCOMMODATE LIFT 31

3 DEMOLISHED - LEVEL 4

1 : 100

Issue	Description	Chkd	Appd	Date
A	FOR DA			29.07.2016
B	FOR DA			02.08.2016

scott carver
Level One, One Chifley Square Sydney NSW 2000 Australia
www.scottcarver.com.au +61 2 9957 3988

GENERAL NOTES

1. ALL DIMENSIONS AND SIZES ARE IN MILLIMETRES.
2. DO NOT SCALE DRAWINGS. USE FIGURED DIMENSIONS ONLY.
3. INFORMATION INDICATED IN THIS DOCUMENT MAY BE CRUCIAL TO THE SAFE AND PROPER FUNCTIONING OF THE SYDNEY OPERA HOUSE. DO NOT ALTER ANY ASPECT WITHOUT WRITTEN PERMISSION.
4. ALL NEW WORKS MUST COMPLY WITH THE SYDNEY OPERA HOUSE BUILDING SERVICES STANDARD SPECIFICATION (BSSS) AND RELEVANT AUSTRALIAN STANDARDS. NEW WORKS MUST ALSO COMPLY WITH THE REQUIREMENTS OF THE BUILDING CODES OF AUSTRALIA.

COPYRIGHT

THIS DRAWING AND DESIGN ARE SUBJECT TO COPYRIGHT AND SHALL NOT BE COPIED IN ANY FORM WITH THE WRITTEN PERMISSION OF THE SYDNEY OPERA HOUSE TRUST.

Location

Status: FOR INFORMATION

Contract: BDM-168

Drn: Author | Date: 2/08/2016 6:57:42 PM

Chk: Checker | Scale: 1:100 @ A1

Project: JST ACCESSIBILITY WORKS

Title: JST NTHN FOYERS (W) PASSAGES - DEMOLITION PLANS (L2-L4)

Sydney Opera House Trust
GPO Box 4236 Sydney NSW Australia 2001
Phone: +612 9250 7541
email: info@sydneyoperahouse.com

© Sydney Opera House Trust

Location	Drawing No.	Sheet	Rev.	
OT VA	49-VA-SC021	DA244	B	A1

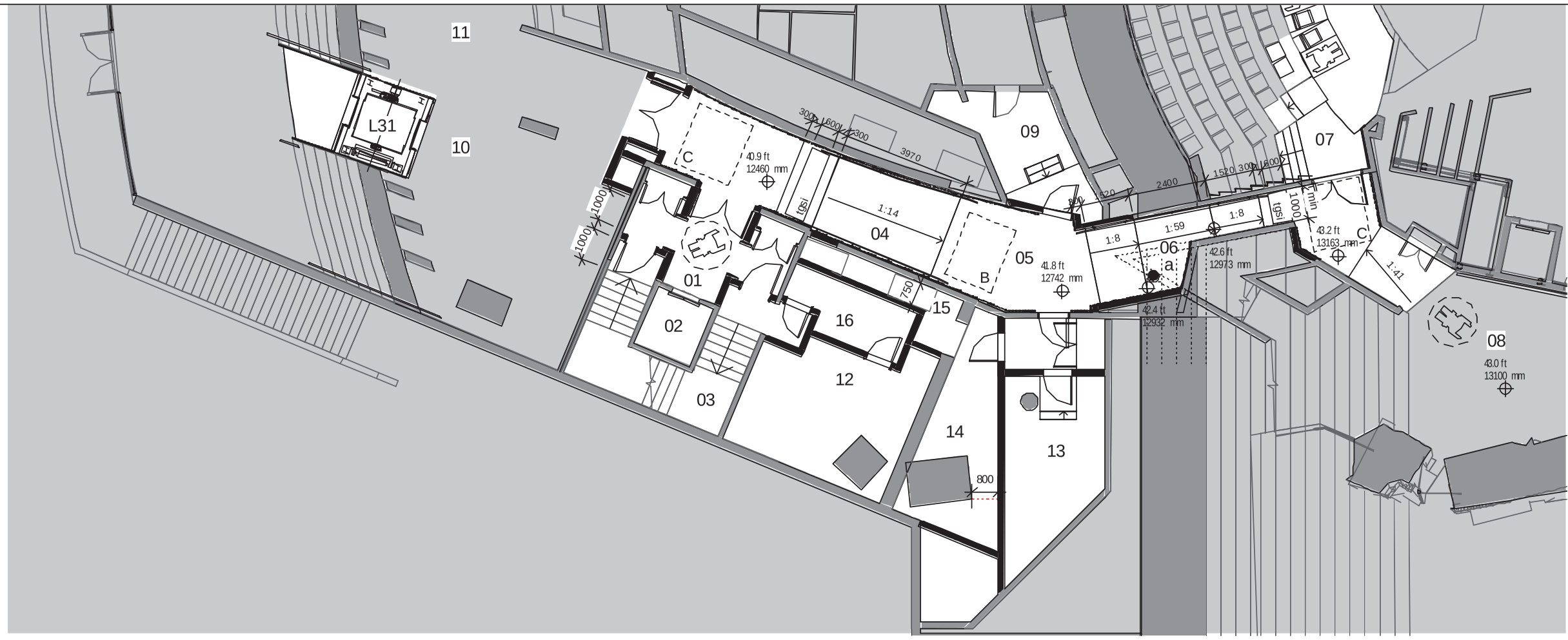

01 LIFT 8 LOBBY
02 LIFT 8 (FOH UPGRADE REQUIRED)
03 EXISTING STAIR 02 (BOH)
04 NEW CORRIDOR TO WESTERN FOYER
05 MID-LANDING
06 NEW RAMP TO JST LOW AUDITORIUM
07 ACCESS TO JST AUDITORIUM (ROW C)
08 WESTERN FOYER LOW-LANDING
09 BACK OF HOUSE
10 LIFT 31 LOBBY
11 NORTHERN FOYER BAR
12 KITCHEN STORE
13 STORAGE
14 PLANT
15 NEW PLENUM
16 NEW FIRE LOCK

a COMPLIANT HEAD HEIGHT (MIN 2M)

REQUIRED ACCESSIBLE CLEARANCE

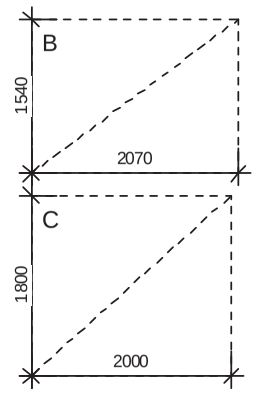

1 PROPOSED - LEVEL 2
1 : 100

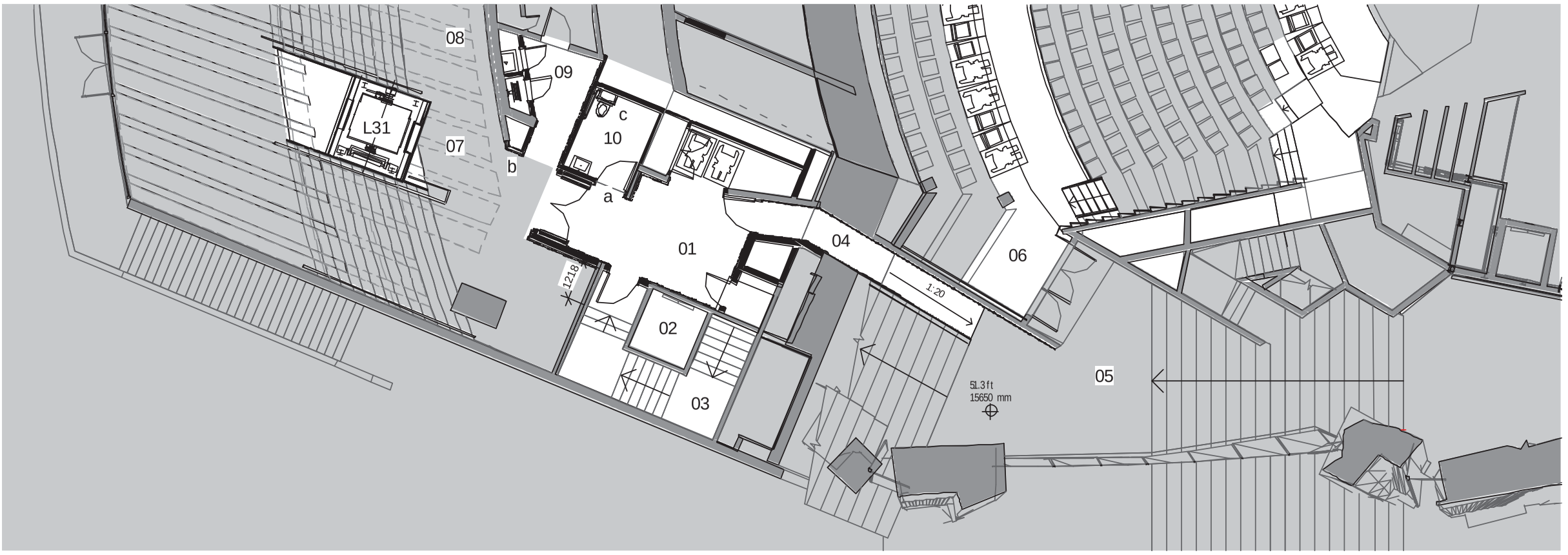

01 LIFT 8 LOBBY
02 LIFT 8 (UPGRADE REQUIRED)
03 EXISTING STAIR 02 (BOH)
04 NEW PASSAGE TO WESTERN FOYER
05 WESTERN FOYER MID-LANDING
06 ACCESS TO JST AUDITORIUM (ROW M)
07 LIFT 31 LOBBY
08 NORTHERN FOYERS
09 MALE TOILETS LOBBY
10 NEW UNISEX ACCESSIBLE WC

a PUSH BUTTON REQUIRED
b DIRECTIONAL BRAILLE TACTILE SIGN REQUIRED
c FOLDOWN GRABRAIL

2 PROPOSED - LEVEL 3
1 : 100

01 LIFT 31 LOBBY
02 ACCESS TO JST AUDITORIUM
03 NEW PASSAGE TO LIFT 8
04 WESTERN FOYER MID-LANDING
05 NORTHERN FOYER MID-LANDING

3 PROPOSED - LEVEL 4
1 : 100

Issue	Description	Drwn	Apvd	Date
A	FORDA			29.07.2016
B	FORDA			02.08.2016
C	FORDA			04.08.2016

scott carver
Level One, One Chifley Square Sydney NSW 2000 Australia
www.scottcarver.com.au +61 2 9957 3988

GENERAL NOTES

1. ALL DIMENSIONS AND SIZES ARE IN MILLIMETRES.
2. DO NOT SCALE DRAWINGS. USE FIGURED DIMENSIONS ONLY.
3. INFORMATION INDICATED IN THIS DOCUMENT MAY BE CRUCIAL TO THE SAFE AND PROPER FUNCTIONING OF THE SYDNEY OPERA HOUSE. DO NOT ALTER ANY ASPECT WITHOUT WRITTEN PERMISSION.
4. ALL NEW WORKS MUST COMPLY WITH THE SYDNEY OPERA HOUSE BUILDING SERVICES STANDARD SPECIFICIATION (BSSS) AND RELEVANT AUSTRALIAN STANDARDS. NEW WORKS MUST ALSO COMPLY WITH THE REQUIREMENTS OF THE BUILDING CODES OF AUSTRALIA.

COPYRIGHT
THIS DRAWING AND DESIGN ARE SUBJECT TO COPYRIGHT AND SHALL NOT BE COPIED IN ANY FORM WITH THE WRITTEN PERMISSION OF THE SYDNEY OPERA HOUSE TRUST

Location

Status	FOR INFORMATION		
Contract	BDM-168		
Dwn	Author	Date	4/08/2016 5:09:41 PM
Ckd	Checker	Scale	As indicated @ A1

Project: JST ACCESSIBILITY WORKS

Title: JST NTHN FOYERS (W) PASSAGES - PROPOSED PLANS (L2-L4)

Sydney Opera House Trust
GPO Box 4274 Sydney NSW Australia 2001
Phone: +61 2 9250 7541
email: info@sydneyoperahouse.com

© Sydney Opera House Trust

Location	Drawing No:	Sheet:	Rev:	
OT VA	49-VA-SC021	DA246	C	A1

1 L3 PASSAGE - ELEVATION (1-50)
1 : 50

2 L3 PASSAGE - ELEVATION (1-50)(2)
1 : 50

Issue	Description	Chk	Appd	Date
A	FOR DA			29.07.2016
B	FOR DA			02.08.2016

scott carver
Level One, One Chifley Square Sydney NSW 2000 Australia
www.scottcarver.com.au +612 9957 3988

GENERAL NOTES

1. ALL DIMENSIONS AND SIZES ARE IN MILLIMETRES.
2. DO NOT SCALE DRAWINGS. USE FIGURED DIMENSIONS ONLY.
3. INFORMATION INDICATED IN THIS DOCUMENT MAY BE CRUCIAL TO THE SAFE AND PROPER FUNCTIONING OF THE SYDNEY OPERA HOUSE. DO NOT ALTER ANY ASPECT WITHOUT WRITTEN PERMISSION.
4. ALL NEW WORKS MUST COMPLY WITH THE SYDNEY OPERA HOUSE BUILDING SERVICES STANDARD SPECIFICATION (BSSS) AND RELEVANT AUSTRALIAN STANDARDS. NEW WORKS MUST ALSO COMPLY WITH THE REQUIREMENTS OF THE BUILDING CODES OF AUSTRALIA.

COPYRIGHT

THIS DRAWING AND DESIGN ARE SUBJECT TO COPYRIGHT AND SHALL NOT BE COPIED IN ANY FORM WITH THE WRITTEN PERMISSION OF THE SYDNEY OPERA HOUSE TRUST.

Location

Status: FOR INFORMATION

Contract: BDM-168

Drn: Author | Date: 27/08/2016 6:58:13 PM

Chk: Checker | Scale: @ A1

Project: JST ACCESSIBILITY WORKS

Title: JST NTHN FOYERS (W) PASSAGES - SECTIONS

Sydney Opera House Trust
GPO Box 4286 Sydney NSW Australia 2001
Phone: +612 9250 7543
email: info@sydneyoperahouse.com

© Sydney Opera House Trust

Location	Drawing No.	Sheet	Rev.	
OT VA	49-VA-SC021	DA247	B	A1

JST DA PROJECT 4
LIFT 31

Existing View - Level 4 - Northern Foyer

Proposed View - Level 4 - Northern Foyer

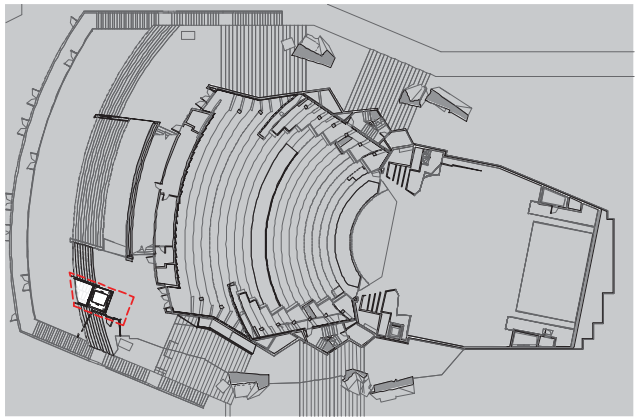

Location Plan

Issue	Description	Chkd	Appd	Date
A	FOR DA			29.07.2016
B	FOR DA			02.08.2016

scott carver
Level One, One Chifley Square Sydney NSW 2000 Australia
www.scottcarver.com.au +61 2 9957 3988

GENERAL NOTES

1. ALL DIMENSIONS AND SIZES ARE IN MILLIMETRES.
2. DO NOT SCALE DRAWINGS. USE FIGURED DIMENSIONS ONLY.
3. INFORMATION INDICATED IN THIS DOCUMENT MAY BE CRUCIAL TO THE SAFE AND PROPER FUNCTIONING OF THE SYDNEY OPERA HOUSE. DO NOT ALTER ANY ASPECT WITHOUT WRITTEN PERMISSION.
4. ALL NEW WORKS MUST COMPLY WITH THE SYDNEY OPERA HOUSE BUILDING SERVICES STANDARD SPECIFICATION (BSSS) AND RELEVANT AUSTRALIAN STANDARDS. NEW WORKS MUST ALSO COMPLY WITH THE REQUIREMENTS OF THE BUILDING CODES OF AUSTRALIA.

COPYRIGHT

THIS DRAWING AND DESIGN ARE SUBJECT TO COPYRIGHT AND SHALL NOT BE COPIED IN ANY FORM WITH THE WRITTEN PERMISSION OF THE SYDNEY OPERA HOUSE TRUST.

Location

Status: FOR INFORMATION

Contract: BDM-168

Drn: Author | Date: 27/07/2016 6:58:34 PM

Chk: Checker | Scale: 1:100@A1

Project: JST ACCESSIBILITY WORKS

Title: LIFT 31

Sydney Opera House Trust
GPO Box 4274 Sydney NSW Australia2001
Phone: +612 9250 7541
email: info@sydneyoperahouse.com

© Sydney Opera House Trust

Location	Drawing No:	Sheet:	Rev:	
OT VA	49-VA-SC021	DA250	B	A1

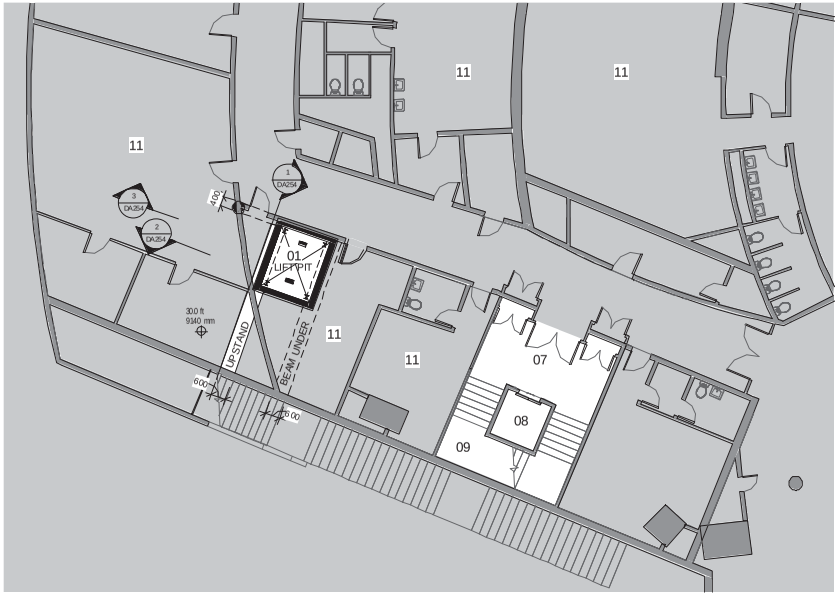

01 LIFT 31 PIT
07 LIFT 8 LOBBY
08 LIFT 8 (UPGRADE REQUIRED)
09 EXISTING STAIR 02 (BOH)
11 DRESSING ROOMS

1 PROPOSED - LEVEL 1
1 : 100

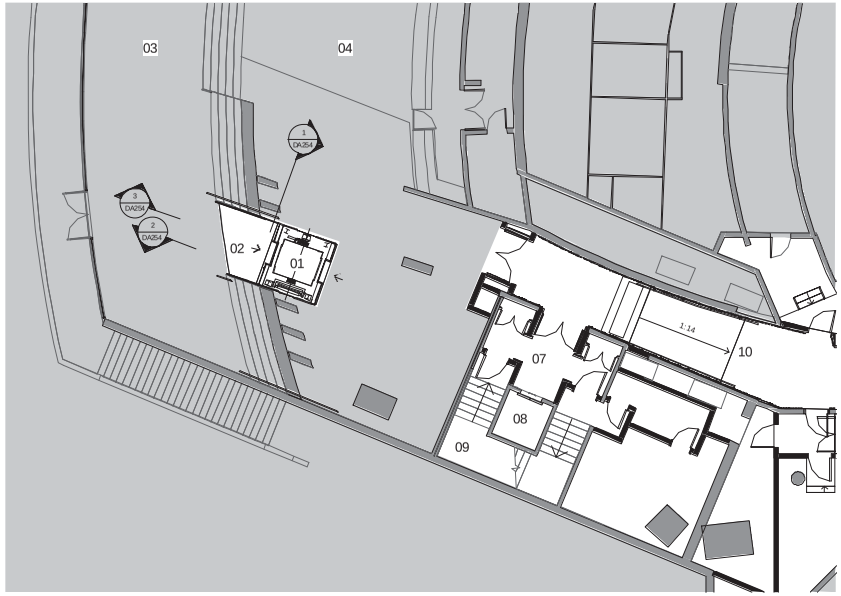

01 LIFT 31
02 NEW LANDING
03 NORTHERN FOYER (LOUNGE)
04 NORTHER FOYER (CAVE)
07 LIFT 8 LOBBY
08 LIFT 8 (UPGRADE REQUIRED)
09 EXISTING STAIR 02 (BOH)
10 NEW PASSAGE TO WESTERN FOYER

2 PROPOSED - LEVEL 2
1 : 100

Issue	Description	Chkd	Appd	Date
A	FOR DA			29.07.2016
B	FOR DA			02.08.2016
C	FOR DA			04.08.2016

scott carver
Level One, One Chifley Square Sydney NSW 2000 Australia
www.scottcarver.com.au +612 9957 3988

GENERAL NOTES

1. ALL DIMENSIONS AND SIZES ARE IN MILLIMETRES.
2. DO NOT SCALE DRAWINGS. USE FIGURED DIMENSIONS ONLY.
3. INFORMATION INDICATED IN THIS DOCUMENT MAY BE CRUCIAL TO THE SAFE AND PROPER FUNCTIONING OF THE SYDNEY OPERA HOUSE. DO NOT ALTER ANY ASPECT WITHOUT WRITTEN PERMISSION.
4. ALL NEW WORKS MUST COMPLY WITH THE SYDNEY OPERA HOUSE BUILDING SERVICES STANDARD SPECIFICATION (BSSS) AND RELEVANT AUSTRALIAN STANDARDS. NEW WORKS MUST ALSO COMPLY WITH THE REQUIREMENTS OF THE BUILDING CODES OF AUSTRALIA.

COPYRIGHT
THIS DRAWING AND DESIGN ARE SUBJECT TO COPYRIGHT AND SHALL NOT BE COPIED IN ANY FORM WITH THE WRITTEN PERMISSION OF THE SYDNEY OPERA HOUSE TRUST

Location

Status: FOR INFORMATION
Contract: BDM-168
Drn: Author | Date: 4/08/2016 5:09:45 PM
Chk: Checker | Scale: 1:100 @ A1

Project: JST ACCESSIBILITY WORKS
Title: LIFT 31 - PROPOSED PLANS (L1-L2)

Sydney Opera House Trust
GPO Box 4236 Sydney NSW Australia2001
Phone: +612 9250 7541
email: info@sydneyoperahouse.com

© Sydney Opera House Trust

Location	Drawing No:	Sheet:	Rev:	
OT VA	49-VA-SC021	DA252	C	A1

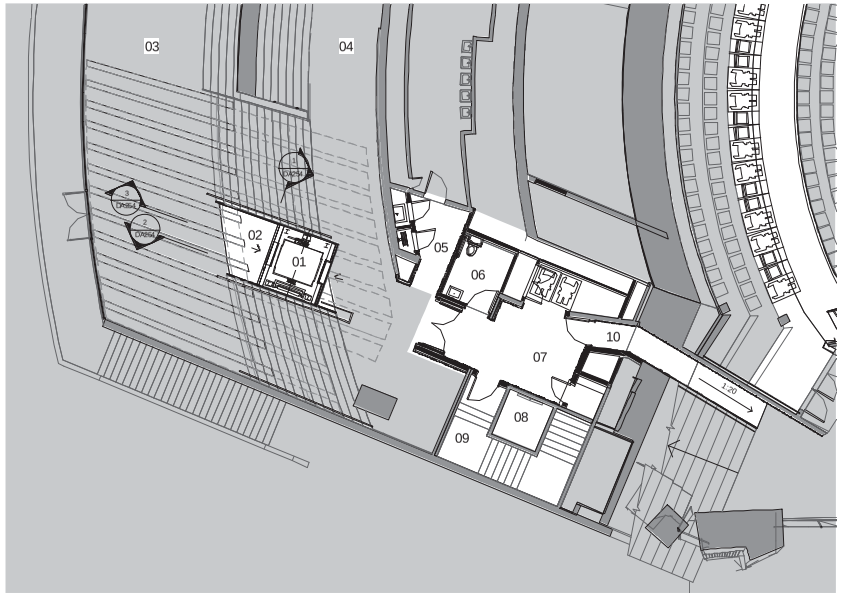

01 LIFT 31
02 NEW LANDING
03 NORTHERN FOYER (LOWER GRANITE)
04 NORTHERN FOYER (MURAL)
05 MALE TOILETS LOBBY
06 NEW UNISEX ACCESSIBLE WC
07 LIFT 8 LOBBY
08 LIFT 8 (UPGRADE REQUIRED)
09 EXISTING STAIR 02 (BOH)
10 NEW PASSAGE TO WESTERN FOYER

1 PROPOSED - LEVEL 3

1 : 100

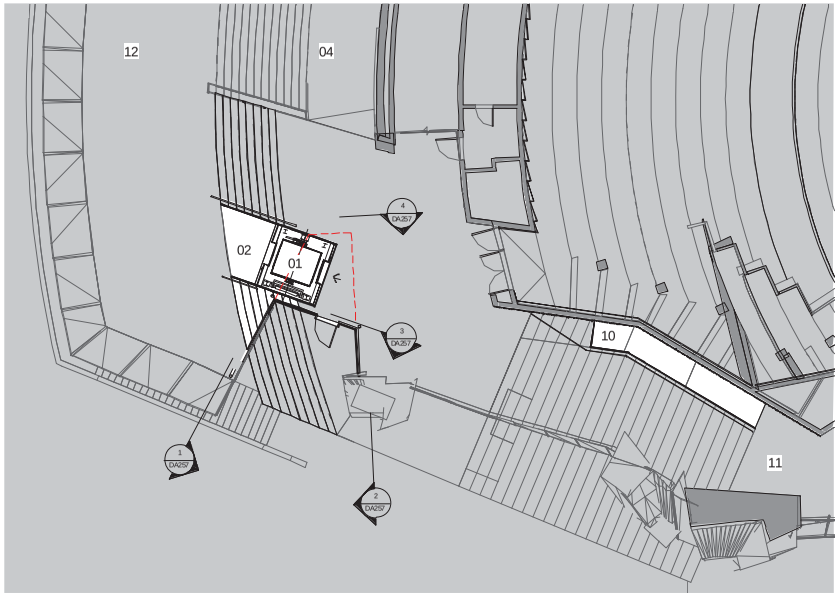

01 LIFT 31
02 NEW LANDING
04 NORTHERN FOYER (MURAL)
10 NEW PASSAGE TO WESTERN FOYER
11 WESTERN FOYER MID-LANDING
12 NORTHERN FOYER (UPPER GRANITE)

EXISTING GLAZING TO BE REMOVED

2 PROPOSED - LEVEL 4

1 : 100

Issue	Description	Drwn	Appd	Date
A	FOR DA			29.07.2016
B	FOR DA			02.08.2016

scott carver

Level One, One Chifley Square Sydney NSW 2000 Australia
www.scottcarver.com.au +612 9957 3988

GENERAL NOTES

1. ALL DIMENSIONS AND SIZES ARE IN MILLIMETRES.
2. DO NOT SCALE DRAWINGS. USE FIGURED DIMENSIONS ONLY.
3. INFORMATION INDICATED IN THIS DOCUMENT MAY BE CRUCIAL TO THE SAFE AND PROPER FUNCTIONING OF THE SYDNEY OPERA HOUSE. DO NOT ALTER ANY ASPECT WITHOUT WRITTEN PERMISSION.
4. ALL NEW WORKS MUST COMPLY WITH THE SYDNEY OPERA HOUSE BUILDING SERVICES STANDARD SPECIFICATION (BSSS) AND RELEVANT AUSTRALIAN STANDARDS. NEW WORKS MUST ALSO COMPLY WITH THE REQUIREMENTS OF THE BUILDING CODES OF AUSTRALIA.

COPYRIGHT

THIS DRAWING AND DESIGN ARE SUBJECT TO COPYRIGHT AND SHALL NOT BE COPIED IN ANY FORM WITH THE WRITTEN PERMISSION OF THE SYDNEY OPERA HOUSE TRUST.

Location

Status: FOR INFORMATION

Contract: BDM-168

Drn: Author | Date: 27/08/2016 6:58:59 PM

Chk: Checker | Scale: 1:100@A1

Project: JST ACCESSIBILITY WORKS

Title: LIFT 31 - PROPOSED PLANS (L3-L4)

Sydney Opera House Trust
GPO Box 4236 Sydney NSW Australia2001
Phone: +612 9250 7541
email: info@sydneyoperahouse.com

© Sydney Opera House Trust

Location	Drawing No.	Sheet	Rev.	
OT VA	49-VA-SC021	DA253	B	A1

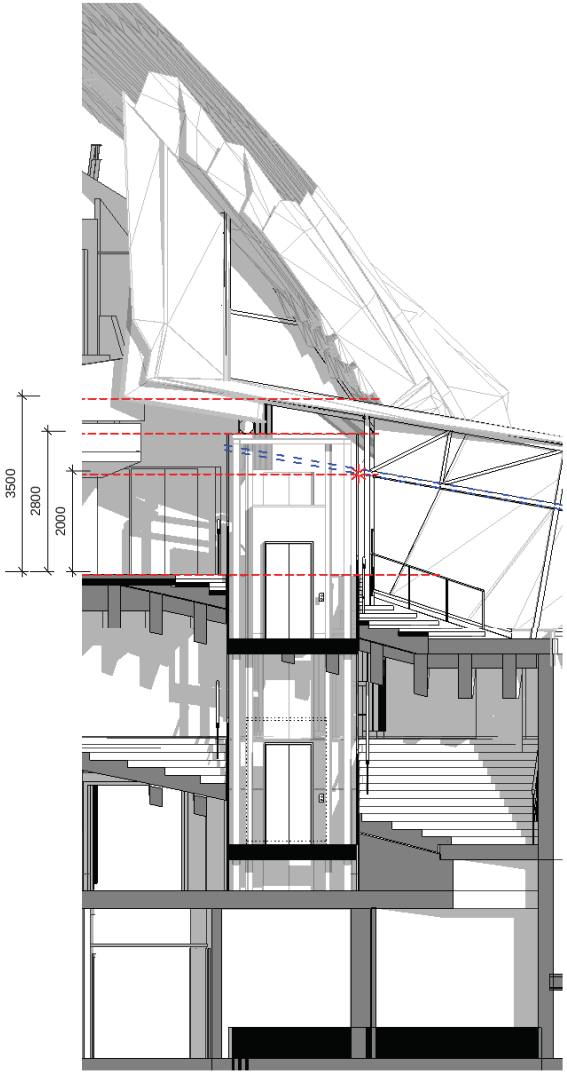

1 SECTION 1
1 : 50

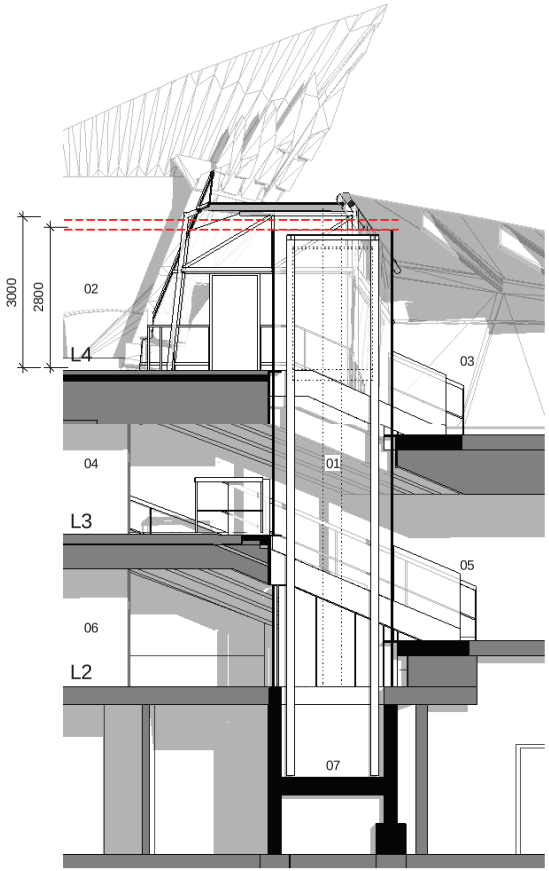

2 SECTION 2
1 : 50

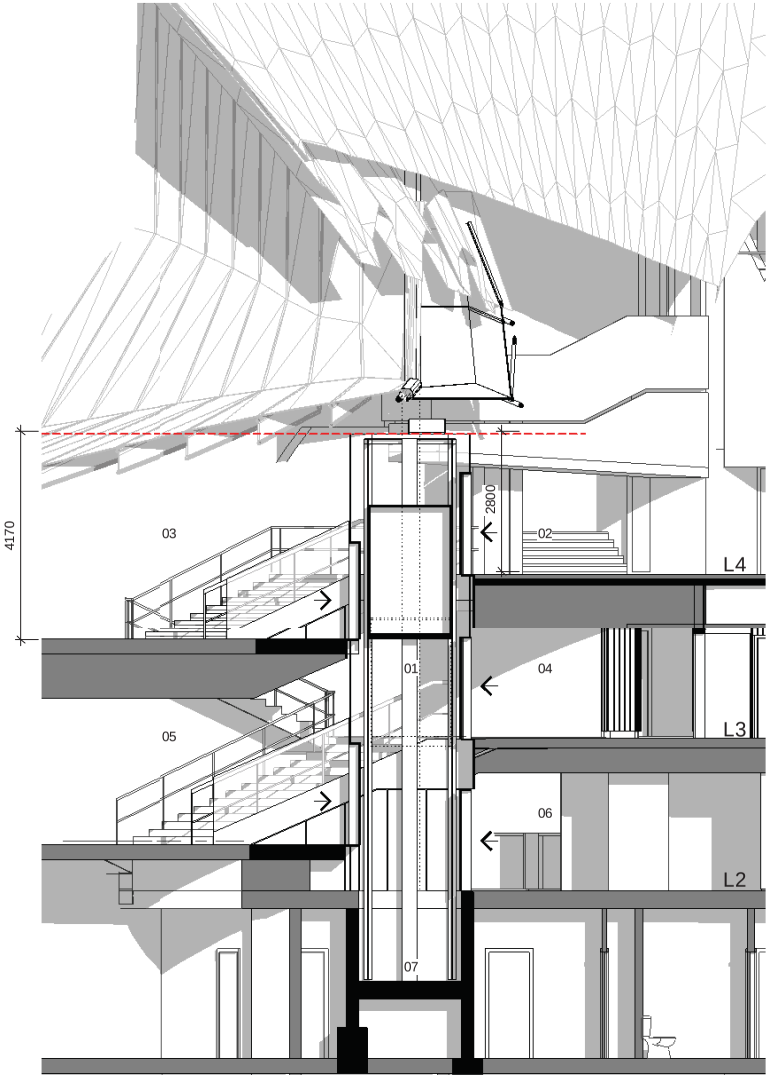

01 LIFT 31
02 LANDING AT LEVEL 4 (ACCESS TO BACK AUDITORIUM ROWS)
03 NORTHERN FOYER INTERMEDIATE LEVEL
04 LANDING AT LEVEL 3 (ACCESS TO AMENITIES & LIFT 8)
05 NORTHERN FOYER LOWER INTERMEDIATE LEVEL
06 LANDING AT LEVEL 2 (ACCESS TO BAR FACILITIES & LIFT 8)
07 LIFT PIT

3 SECTION 3
1 : 50

Issue	Description	Chkd	Appd	Date
A	FOR DA			29.07.2016
B	FOR DA			02.08.2016

scott carver
Level One, One Chifley Square Sydney NSW 2000 Australia
www.scottcarver.com.au +61 2 9957 3988

GENERAL NOTES
1. ALL DIMENSIONS AND SIZES ARE IN MILLIMETRES.
2. DO NOT SCALE DRAWINGS. USE FIGURED DIMENSIONS ONLY.
3. INFORMATION INDICATED IN THIS DOCUMENT MAY BE CRUCIAL TO THE SAFE AND PROPER FUNCTIONING OF THE SYDNEY OPERA HOUSE. DO NOT ALTER ANY ASPECT WITHOUT WRITTEN PERMISSION.
4. ALL NEW WORKS MUST COMPLY WITH THE SYDNEY OPERA HOUSE BUILDING SERVICES STANDARD SPECIFICATION (BSSS) AND RELEVANT AUSTRALIAN STANDARDS. NEW WORKS MUST ALSO COMPLY WITH THE REQUIREMENTS OF THE BUILDING CODES OF AUSTRALIA.

COPYRIGHT
THIS DRAWING AND DESIGN ARE SUBJECT TO COPYRIGHT AND SHALL NOT BE COPIED IN ANY FORM WITH THE WRITTEN PERMISSION OF THE SYDNEY OPERA HOUSE TRUST.

Location

Status: FOR INFORMATION
Contract: BDM-168
Drn: Author | Date: 2/08/2016 6:59:22 PM
Chk: Checker | Scale: 1:1@A1

Project: JST ACCESSIBILITY WORKS
Title: LIFT 31 - PROPOSED SECTIONS

Sydney Opera House Trust
GPO Box 4236 Sydney NSW Australia2001
Phone: +612 9250 7541
email: info@sydneyoperahouse.com
© Sydney Opera House Trust

Location	Drawing No.	Sheet	Rev.	
OT VA	49-VA-SC021	DA254	B	A1

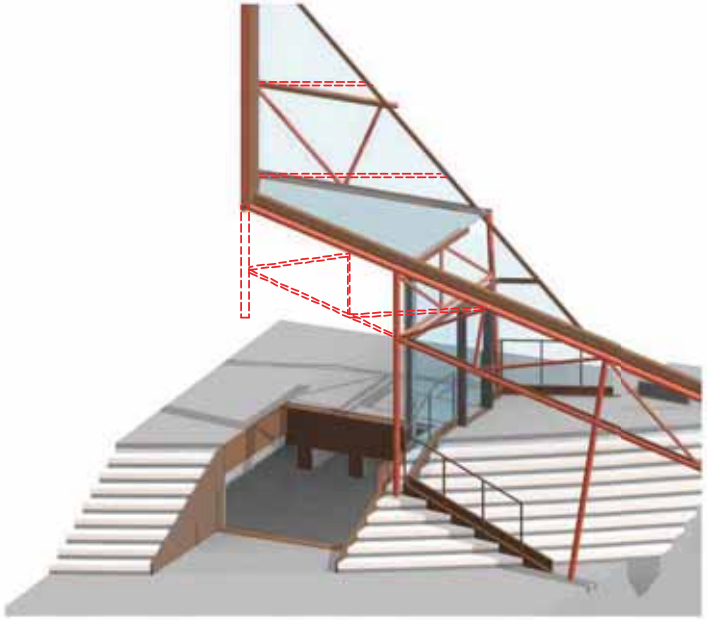

3D Image of Removed Steel Structure

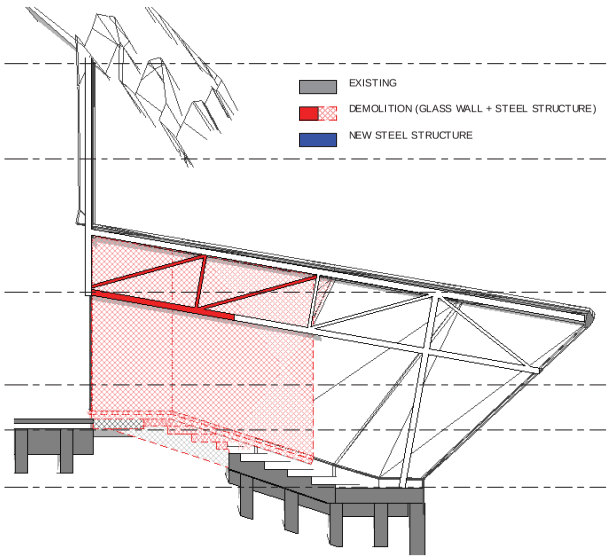

1 SECTION 1 (DEMO)
1 : 50

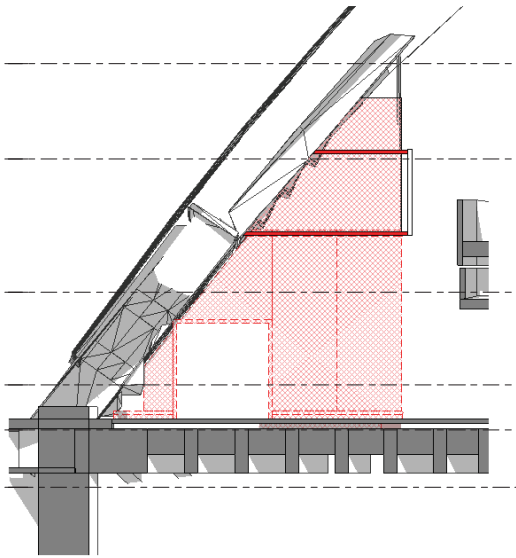

2 SECTION 2 (DEMO)
1 : 50

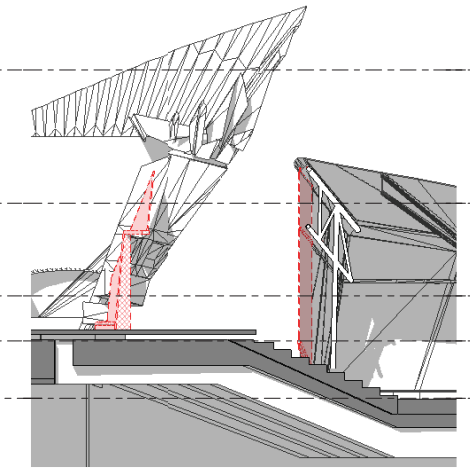

3 SECTION 3 (DEMO)
1 : 50

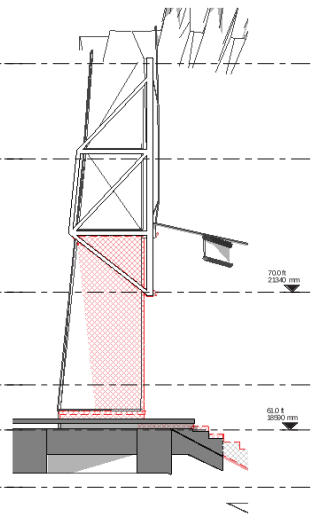

4 SECTION 4 (DEMO)
1 : 50

Issue	Description	Chkd	Appd	Date
A	FOR DA			29.07.2016
B	FOR DA			02.08.2016

scott carver
Level One, One Chifley Square Sydney NSW 2000 Australia
www.scottcarver.com.au +612 9957 3988

GENERAL NOTES

1. ALL DIMENSIONS AND SIZES ARE IN MILLIMETRES.
2. DO NOT SCALE DRAWINGS. USE FIGURED DIMENSIONS ONLY.
3. INFORMATION INDICATED IN THIS DOCUMENT MAY BE CRUCIAL TO THE SAFE AND PROPER FUNCTIONING OF THE SYDNEY OPERA HOUSE. DO NOT ALTER ANY ASPECT WITHOUT WRITTEN PERMISSION.
4. ALL NEW WORKS MUST COMPLY WITH THE SYDNEY OPERA HOUSE BUILDING SERVICES STANDARD SPECIFICATION (BSSS) AND RELEVANT AUSTRALIAN STANDARDS. NEW WORKS MUST ALSO COMPLY WITH THE REQUIREMENTS OF THE BUILDING CODES OF AUSTRALIA.

COPYRIGHT
THIS DRAWING AND DESIGN ARE SUBJECT TO COPYRIGHT AND SHALL NOT BE COPIED IN ANY FORM WITH THE WRITTEN PERMISSION OF THE SYDNEY OPERA HOUSE TRUST.

Location

Status: FOR INFORMATION
Contract: BDM-168
Drn: Author | Date: 27/07/2016 6:59:36 PM
Chk: Checker | Scale: 1:1@A1

Project: JST ACCESSIBILITY WORKS
Title: LIFT 31 - GLAZING ELEVATIONS - DEMOLITION

Sydney Opera House Trust
GPO Box 4236 Sydney NSW Australia2001
Phone: +612 9250 7543
email: info@sydneyoperahouse.com

© Sydney Opera House Trust

Location	Drawing No.	Sheet	Rev.	
OT VA	49-VA-SC021	DA256	B	A1

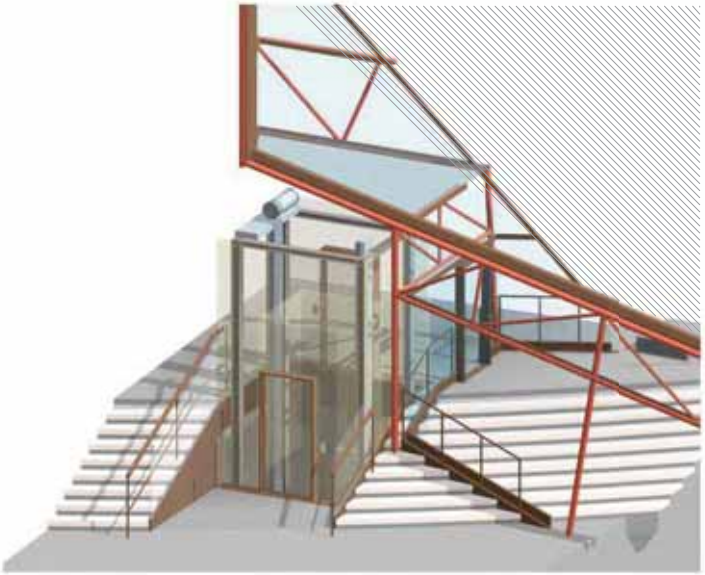

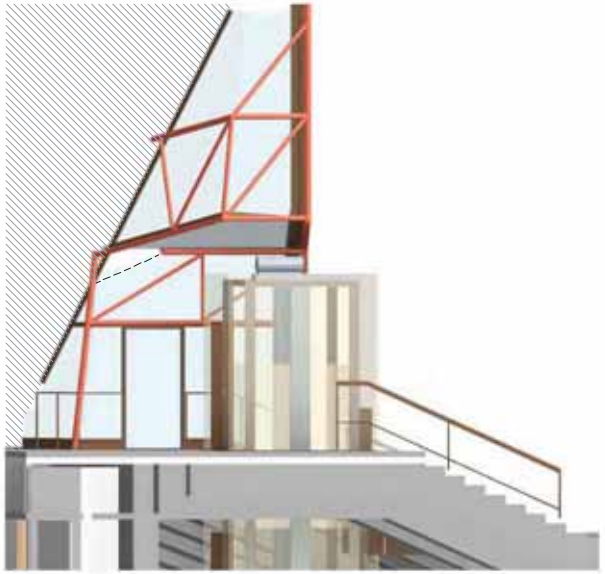

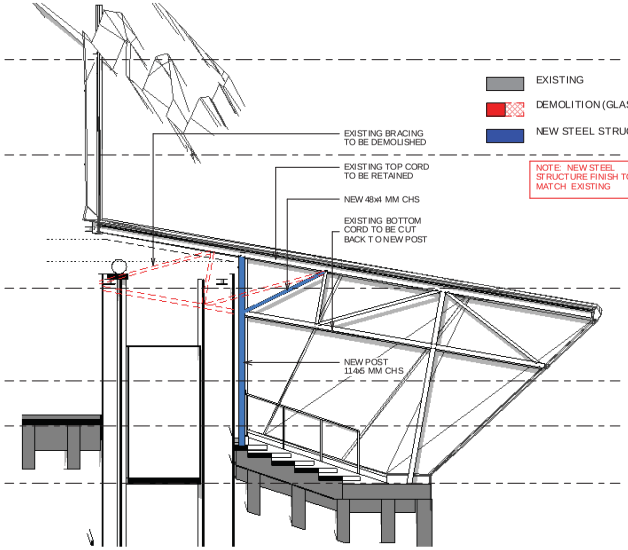

EXISTING

DEMOLITION (GLASS WALL + STEEL STRUCTURE)

NEW STEEL STRUCTURE

NOTE: NEW STEEL STRUCTURE FINISH TO MATCH EXISTING

1 SECTION 1 (NEW)
1 : 50

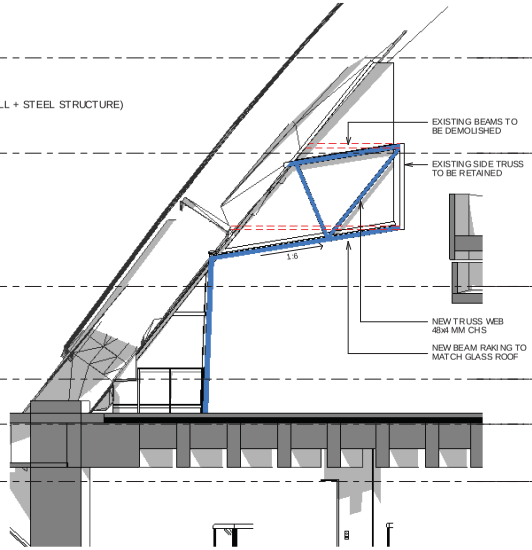

2 SECTION 2 (NEW)
1 : 50

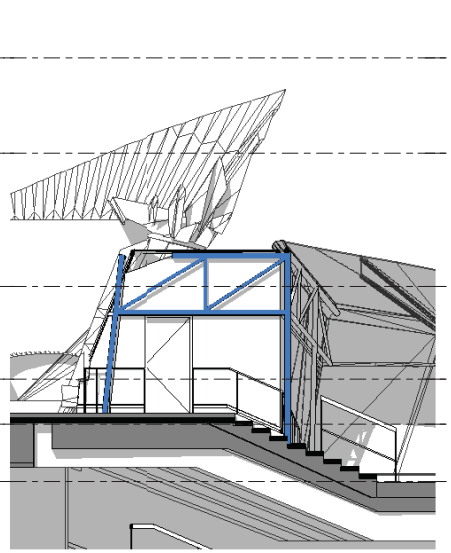

3 SECTION 3 (NEW)
1 : 50

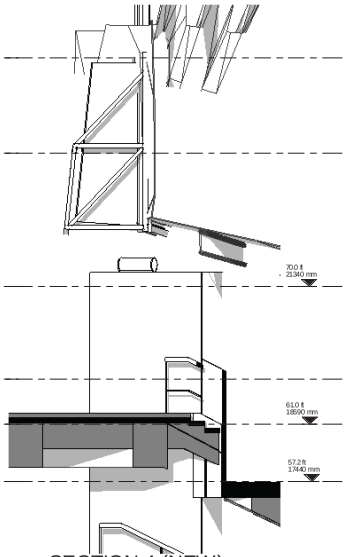

4 SECTION 4 (NEW)
1 : 50

Issue	Designation	Chk	Appd	Date
A	FOR DA			29.07.2016
B	FOR DA			02.08.2016

scott carver

Level One, One Chifley Square Sydney NSW 2000 Australia
www.scottcarver.com.au +61 2 9957 3988

GENERAL NOTES

1. ALL DIMENSIONS AND SIZES ARE IN MILLIMETRES.
2. DO NOT SCALE DRAWINGS. USE FIGURED DIMENSIONS ONLY.
3. INFORMATION INDICATED IN THIS DOCUMENT MAY BE CRUCIAL TO THE SAFE AND PROPER FUNCTIONING OF THE SYDNEY OPERA HOUSE. DO NOT ALTER ANY ASPECT WITHOUT WRITTEN PERMISSION.
4. ALL NEW WORKS MUST COMPLY WITH THE SYDNEY OPERA HOUSE BUILDING SERVICES STANDARD SPECIFICATION (BSSS) AND RELEVANT AUSTRALIAN STANDARDS. NEW WORKS MUST ALSO COMPLY WITH THE REQUIREMENTS OF THE BUILDING CODES OF AUSTRALIA.

COPYRIGHT

THIS DRAWING AND DESIGN ARE SUBJECT TO COPYRIGHT AND SHALL NOT BE COPIED IN ANY FORM WITH THE WRITTEN PERMISSION OF THE SYDNEY OPERA HOUSE TRUST.

Location

Status: FOR INFORMATION

Contract: BDM-168

Drn: Author | Date: 27/08/2016 6:59:54 PM

Chk: Checker | Scale: 1:1@A1

Project: JST ACCESSIBILITY WORKS

Title: LIFT 31 - GLAZING ELEVATIONS - PROPOSED

Sydney Opera House Trust
GPO Box 4236 Sydney NSW Australia2001
Phone: +612 9250 7541
email: info@sydneyoperahouse.com

© Sydney Opera House Trust

Location	Drawing No.	Sheet	Rev.	
OT VA	49-VA-SC021	DA257	B	A1

JST DA PROJECT 5
SANITARY FACILITIES UPGRADE
LEVEL 3

Level 3 Bathrooms

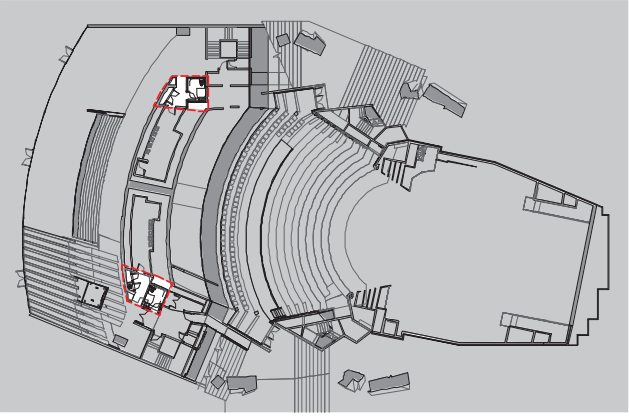

Location Plan - Level 3

Issue	Description	Chkd	Appd	Date
A	FOR DA			29.07.2016
B	FOR DA			02.08.2016

scott carver

Level One, One Chifley Square Sydney NSW 2000 Australia
www.scottcarver.com.au +612 9957 3988

GENERAL NOTES

1. ALL DIMENSIONS AND SIZES ARE IN MILLIMETRES.
2. DO NOT SCALE DRAWINGS. USE FIGURED DIMENSIONS ONLY.
3. INFORMATION INDICATED IN THIS DOCUMENT MAY BE CRUCIAL TO THE SAFE AND PROPER FUNCTIONING OF THE SYDNEY OPERA HOUSE. DO NOT ALTER ANY ASPECT WITHOUT WRITTEN PERMISSION.
4. ALL NEW WORKS MUST COMPLY WITH THE SYDNEY OPERA HOUSE BUILDING SERVICES STANDARD SPECIFICATION (BSSS) AND RELEVANT AUSTRALIAN STANDARDS. NEW WORKS MUST ALSO COMPLY WITH THE REQUIREMENTS OF THE BUILDING CODES OF AUSTRALIA.

COPYRIGHT

THIS DRAWING AND DESIGN ARE SUBJECT TO COPYRIGHT AND SHALL NOT BE COPIED IN ANY FORM WITH THE WRITTEN PERMISSION OF THE SYDNEY OPERA HOUSE TRUST.

Location

Status: FOR INFORMATION

Contract: BDM-168

Drn: Author | Date: 2/08/2016 7:01:44 PM

Chk: Checker | Scale: 1:100@A1

Project: JST ACCESSIBILITY WORKS

Title: TOILETS

Sydney Opera House Trust
GPO Box 4236 Sydney NSW Australia2001
Phone: +612 9250 7541
email: info@sydneyoperahouse.com

© Sydney Opera House Trust

Location	Drawing No:	Sheet:	Rev:	
OT VA	49-VA-SC021	DA170	B	A1

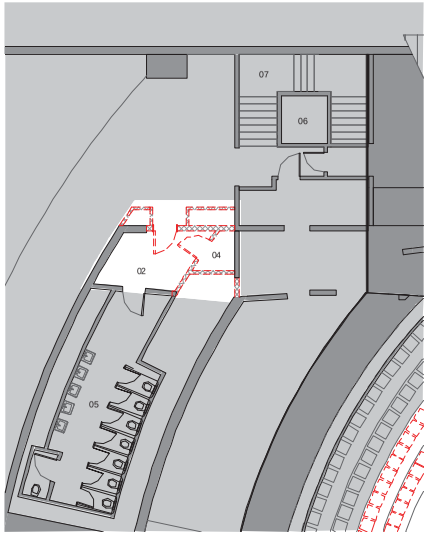

1 DEMOLITION - LEVEL 3 (EAST)
1 : 100

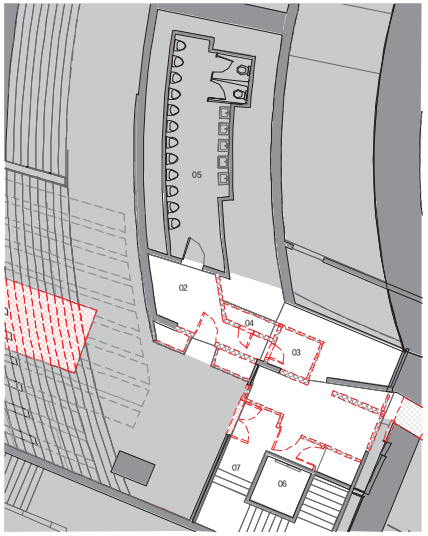

3 DEMOLITION - LEVEL 3 (WEST)
1 : 100

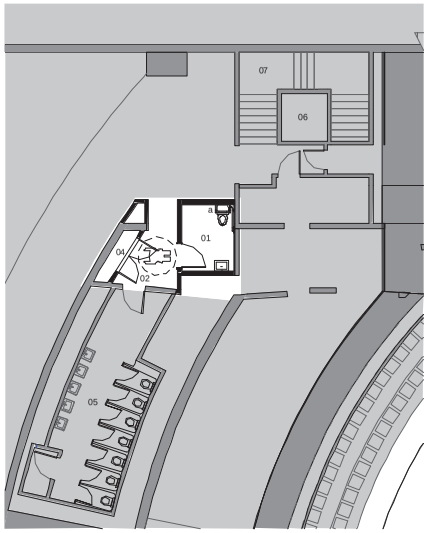

2 PROPOSED - LEVEL 3 (EAST)
1 : 100

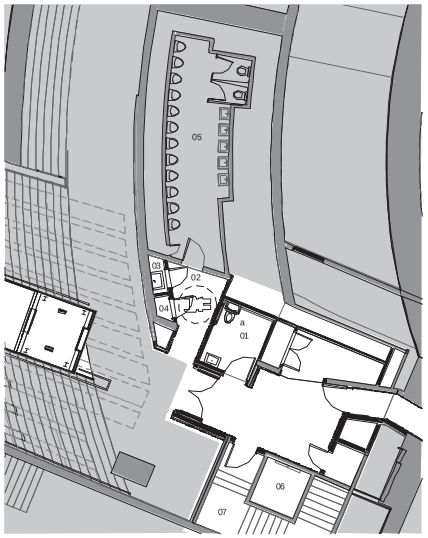

4 PROPOSED - LEVEL 3 (WEST)
1 : 100

01 ACCESSIBLE AND AMBULANT UNISEX TOILET
02 LOBBY TO TOILETS
03 CLEANER CPB
04 FHR CPB
05 EXISTING MALE /FEMALE TOILETS
06 LIFT 8 / LIFT 3
07 STAIR

a. Fold down grabrail

Issue	Description	Chkd	Appd	Date
A	FOR DA			29.07.2016
B	FOR DA			02.08.2016

scott carver
Level One, One Chifley Square Sydney NSW 2000 Australia
www.scottcarver.com.au +612 9957 3988

GENERAL NOTES

1. ALL DIMENSIONS AND SIZES ARE IN MILLIMETRES.
2. DO NOT SCALE DRAWINGS. USE FIGURED DIMENSIONS ONLY.
3. INFORMATION INDICATED IN THIS DOCUMENT MAY BE CRUCIAL TO THE SAFE AND PROPER FUNCTIONING OF THE SYDNEY OPERA HOUSE. DO NOT ALTER ANY ASPECT WITHOUT WRITTEN PERMISSION.
4. ALL NEW WORKS MUST COMPLY WITH THE SYDNEY OPERA HOUSE BUILDING SERVICES STANDARD SPECIFICATION (BSSS) AND RELEVANT AUSTRALIAN STANDARDS. NEW WORKS MUST ALSO COMPLY WITH THE REQUIREMENTS OF THE BUILDING CODES OF AUSTRALIA.

COPYRIGHT
THIS DRAWING AND DESIGN ARE SUBJECT TO COPYRIGHT AND SHALL NOT BE COPIED IN ANY FORM WITH THE WRITTEN PERMISSION OF THE SYDNEY OPERA HOUSE TRUST.

Location

Status: FOR INFORMATION
Contract: BDM-168
Drn: Author | Date: 2/08/2016 7:02:01 PM
Chk: Checker | Scale: 1:100@A1

Project: JST ACCESSIBILITY WORKS
Title: TOILETS (E/W) - DEMOLITION & PROPOSED PLANS

Sydney Opera House Trust
GPO Box 4236 Sydney NSW Australia2001
Phone: +612 9250 7541
email: info@sydneyoperahouse.com

© Sydney Opera House Trust

Location	Drawing No:	Sheet:	Rev:	
OT VA	49-VA-SC021	DA171	B	A1

JST DA PROJECT 6
DRESSING ROOM UPGRADE
LEVEL 1

Dressing Room Finishes

Location Plan - Level 1

Issue	Description	Chk	Appd	Date
A	FOR DA			29.07.2016
B	FOR DA			02.08.2016

scott carver
Level One, One Chifley Square Sydney NSW 2000 Australia
www.scottcarver.com.au +61 2 9957 3988

GENERAL NOTES

1. ALL DIMENSIONS AND SIZES ARE IN MILLIMETRES.
2. DO NOT SCALE DRAWINGS. USE FIGURED DIMENSIONS ONLY.
3. INFORMATION INDICATED IN THIS DOCUMENT MAY BE CRUCIAL TO THE SAFE AND PROPER FUNCTIONING OF THE SYDNEY OPERA HOUSE. DO NOT ALTER ANY ASPECT WITHOUT WRITTEN PERMISSION.
4. ALL NEW WORKS MUST COMPLY WITH THE SYDNEY OPERA HOUSE BUILDING SERVICES STANDARD SPECIFICATION (BSSS) AND RELEVANT AUSTRALIAN STANDARDS. NEW WORKS MUST ALSO COMPLY WITH THE REQUIREMENTS OF THE BUILDING CODES OF AUSTRALIA.

COPYRIGHT

THIS DRAWING AND DESIGN ARE SUBJECT TO COPYRIGHT AND SHALL NOT BE COPIED IN ANY FORM WITH THE WRITTEN PERMISSION OF THE SYDNEY OPERA HOUSE TRUST.

Location

Status: FOR INFORMATION

Contract: BDM-168

Drn: Author | Date: 27/07/2016 7:00:57 PM

Chk: Checker | Scale: 1:100 @ A1

Project: JST ACCESSIBILITY WORKS

Title: DRESSING ROOM

Sydney Opera House Trust
GPO Box 4236 Sydney NSW Australia 2001
Phone: +612 9250 7543
email: info@sydneyoperahouse.com

© Sydney Opera House Trust

Location	Drawing No:	Sheet:	Rev:	
OT VA	49-VA-SC021	DA150	B	A1

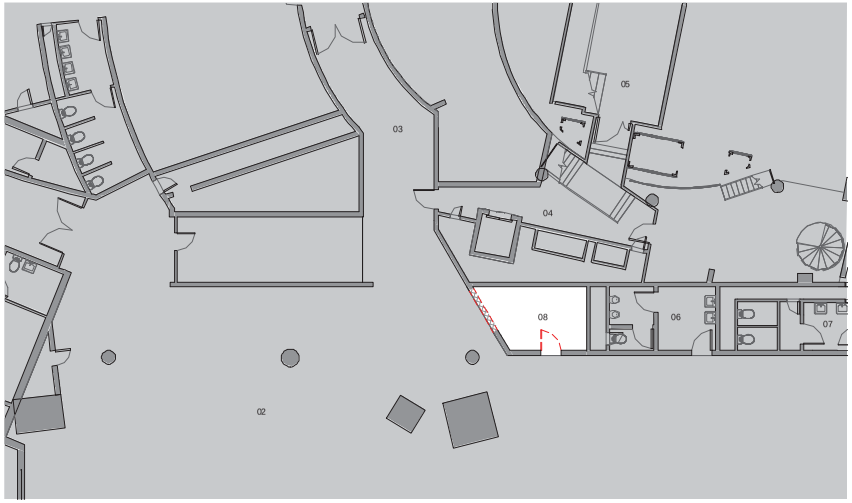

2 DEMOLITION - DRESSING ROOM
1 : 100

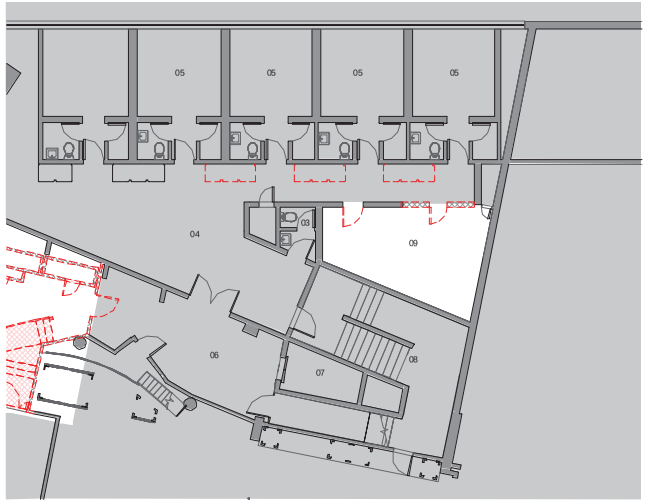

1 DEMOLITION - JST DRESSING ROOM
1 : 100

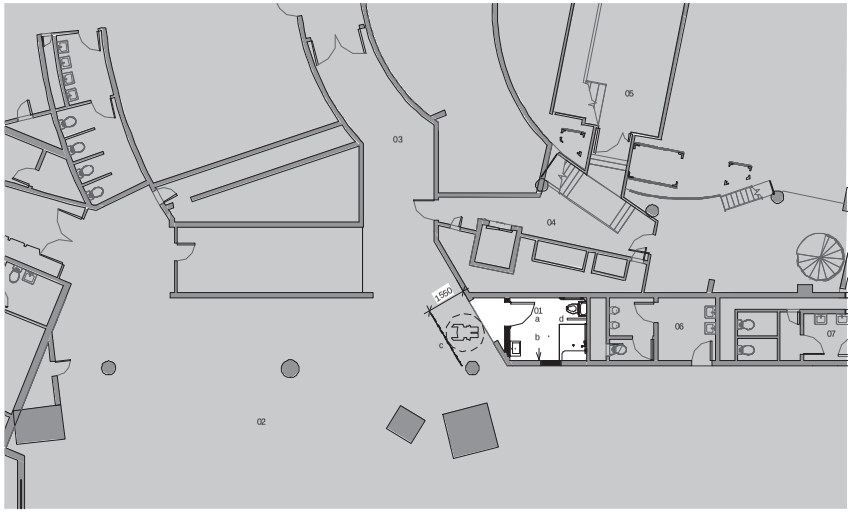

01 ACCESSIBLE TOILET AND SHOWER
02 GREEN ROOM
03 CORRIDOR
04 ACCESS TO ORCHESTRA PIT
05 ORCHESTRA PIT
06 MALE TOILET
07 FEMALE TOILET
08 UNION OFFICE

a. Floor tile as 6 or 7
b. Wall tiles as 6 or 7
c. Screen
d. Fold down grabrail

3 PROPOSED - DRESSING ROOM
1 : 100

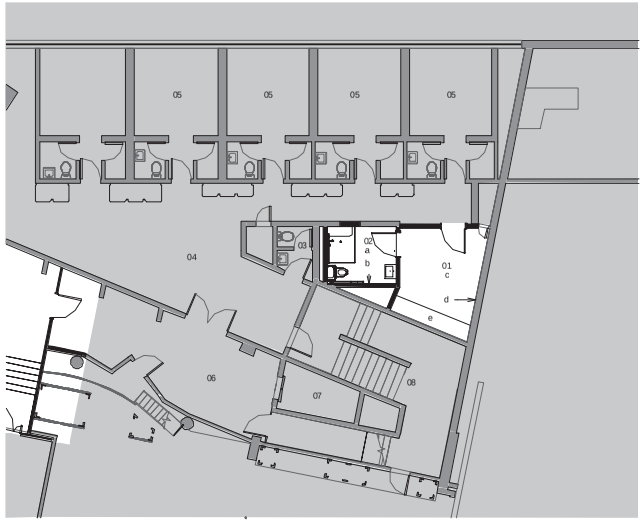

01 ACCESSIBLE DRESSING ROOM
02 ACCESSIBLE TOILET AND SHOWER
03 TOILET
04 CORRIDOR
05 DRESSING ROOM
06 GALLERY
07 LIFT 6
08 STAIR 29
09 OFFICE

a. Floor tile as 3
b. Wall tiles as 3
c. Carpet as 5
d. Render and paint as 5
e. Joinery birch as 5

4 PROPOSED - JST DRESSING ROOM
1 : 100

Issue	Description	Chkd	Appd	Date
A	FOR DA			29.07.2016
B	FOR DA			02.08.2016

scott carver
Level One, One Chifley Square Sydney NSW 2000 Australia
www.scottcarver.com.au +61 2 9957 3988

GENERAL NOTES

1. ALL DIMENSIONS AND SIZES ARE IN MILLIMETRES.
2. DO NOT SCALE DRAWINGS. USE FIGURED DIMENSIONS ONLY.
3. INFORMATION INDICATED IN THIS DOCUMENT MAY BE CRUCIAL TO THE SAFE AND PROPER FUNCTIONING OF THE SYDNEY OPERA HOUSE. DO NOT ALTER ANY ASPECT WITHOUT WRITTEN PERMISSION.
4. ALL NEW WORKS MUST COMPLY WITH THE SYDNEY OPERA HOUSE BUILDING SERVICES STANDARD SPECIFICATION (BSSS) AND RELEVANT AUSTRALIAN STANDARDS. NEW WORKS MUST ALSO COMPLY WITH THE REQUIREMENTS OF THE BUILDING CODES OF AUSTRALIA.

COPYRIGHT
THIS DRAWING AND DESIGN ARE SUBJECT TO COPYRIGHT AND SHALL NOT BE COPIED IN ANY FORM WITH THE WRITTEN PERMISSION OF THE SYDNEY OPERA HOUSE TRUST.

Location

Status: FOR INFORMATION
Contract: BDM-168
Drn: Author | Date: 27/08/2016 7:03:11 PM
Chk: Checker | Scale: 1:100@A1

Project: JST ACCESSIBILITY WORKS
Title: DRESSING ROOM - DEMOLITION & PROPOSED PLANS

Sydney Opera House Trust
GPO Box 4286 Sydney NSW Australia 2001
Phone: +612 9250 7541
email: info@sydneyoperahouse.com

© Sydney Opera House Trust

Location	Drawing No:	Sheet:	Rev:	
OT VA	49-VA-SC021	DA151	B	A1

JST DA PROJECT 7
ORCHESTRA PIT
ACCESSIBILITY UPGRADE
LEVEL 1

Orchestra Pit

Location Plan - Level 1

Issue	Description	Chkd	Appd	Date
A	FOR DA			29.07.2016
B	FOR DA			02.08.2016

scott carver

Level One, One Chifley Square Sydney NSW 2000 Australia
www.scottcarver.com.au +612 9957 3988

GENERAL NOTES

1. ALL DIMENSIONS AND SIZES ARE IN MILLIMETRES.
2. DO NOT SCALE DRAWINGS. USE FIGURED DIMENSIONS ONLY.
3. INFORMATION INDICATED IN THIS DOCUMENT MAY BE CRUCIAL TO THE SAFE AND PROPER FUNCTIONING OF THE SYDNEY OPERA HOUSE. DO NOT ALTER ANY ASPECT WITHOUT WRITTEN PERMISSION.
4. ALL NEW WORKS MUST COMPLY WITH THE SYDNEY OPERA HOUSE BUILDING SERVICES STANDARD SPECIFICATION (BSSS) AND RELEVANT AUSTRALIAN STANDARDS. NEW WORKS MUST ALSO COMPLY WITH THE REQUIREMENTS OF THE BUILDING CODES OF AUSTRALIA.

COPYRIGHT

THIS DRAWING AND DESIGN ARE SUBJECT TO COPYRIGHT AND SHALL NOT BE COPIED IN ANY FORM WITH THE WRITTEN PERMISSION OF THE SYDNEY OPERA HOUSE TRUST.

Location

Status: FOR INFORMATION

Contract: BDM-168

Drn: Author | Date: 2/08/2016 7:01:23 PM

Chk: Checker | Scale: 1:100@A1

Project: JST ACCESSIBILITY WORKS

Title: ORCHESTRA PIT ACCESS

Sydney Opera House Trust
GPO Box 4236 Sydney NSW Australia2001
Phone: +612 9250 7541
email: info@sydneyoperahouse.com

© Sydney Opera House Trust

Location	Drawing No:	Sheet:	Rev:	
OT VA	49-VA-SC021	DA160	B	A1

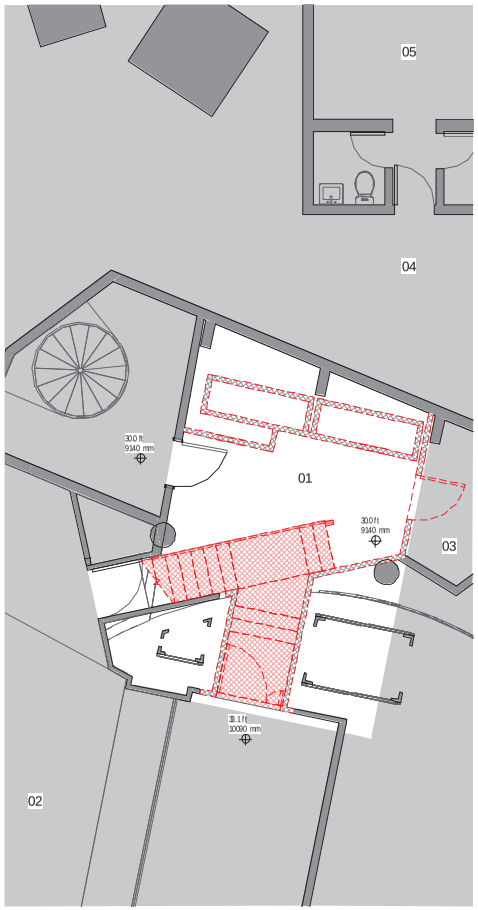

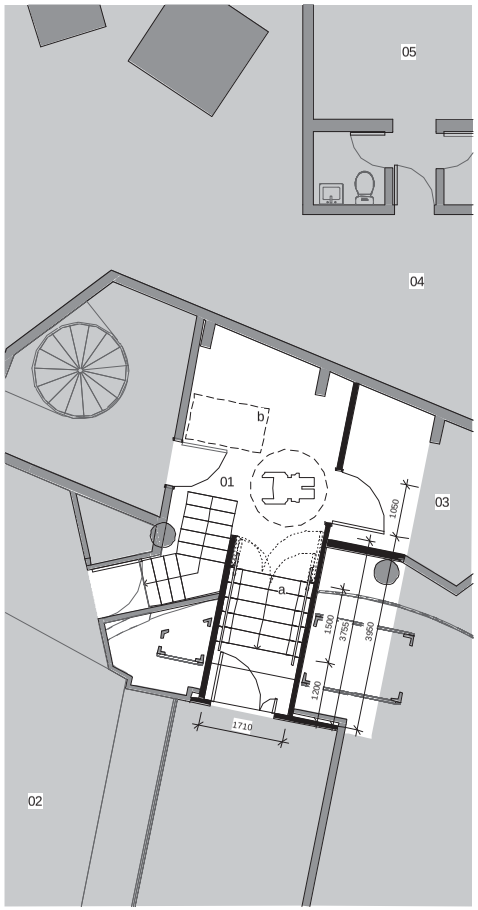

01 ORCHESTRA PIT ACCESS FOYER
02 ORCHESTRA PIT
03 GALLERY
04 CORRIDOR
05 DRESSING ROOMS

a. Sesame Stair
b. Possible location of Dumb Waiter (part of JST Machinery Project)

1 EXISTING - ACCESS TO ORCHESTRA PIT
1 : 50

2 PROPOSED - ACCESS TO ORCHESTRA PIT
1 : 50

Issue	Description	Drwn	Appd	Date
A	FOR DA			29.07.2016
B	FOR DA			02.08.2016

scott carver
Level One, One Chifley Square Sydney NSW 2000 Australia
www.scottcarver.com.au +61 2 9957 3988

GENERAL NOTES
1. ALL DIMENSIONS AND SIZES ARE IN MILLIMETRES.
2. DO NOT SCALE DRAWINGS. USE FIGURED DIMENSIONS ONLY.
3. INFORMATION INDICATED IN THIS DOCUMENT MAY BE CRUCIAL TO THE SAFE AND PROPER FUNCTIONING OF THE SYDNEY OPERA HOUSE. DO NOT ALTER ANY ASPECT WITHOUT WRITTEN PERMISSION.
4. ALL NEW WORKS MUST COMPLY WITH THE SYDNEY OPERA HOUSE BUILDING SERVICES STANDARD SPECIFICATION (BSSS) AND RELEVANT AUSTRALIAN STANDARDS. NEW WORKS MUST ALSO COMPLY WITH THE REQUIREMENTS OF THE BUILDING CODES OF AUSTRALIA.

COPYRIGHT
THIS DRAWING AND DESIGN ARE SUBJECT TO COPYRIGHT AND SHALL NOT BE COPIED IN ANY FORM WITH THE WRITTEN PERMISSION OF THE SYDNEY OPERA HOUSE TRUST

Location

Status: FOR INFORMATION
Contract: BDM-168
Drn: Author | Date: 27/06/2016 7:01:32 PM
Chk: Checker | Scale: 1:50 @ A1

Project: JST ACCESSIBILITY WORKS
Title: ORCHESTRA PIT ACCESS - DEMOLITION & PROPOSED PLANS (L1)

Sydney Opera House Trust
GPO Box 4274 Sydney NSW Australia 2001
Phone: +612 9250 7541
email: info@sydneyoperahouse.com

© Sydney Opera House Trust

Location	Drawing No:	Sheet:	Rev:	
OT VA	49-VA-SC021	DA166	B	A1