



EXISTING SITE PLAN
1:1000@A1

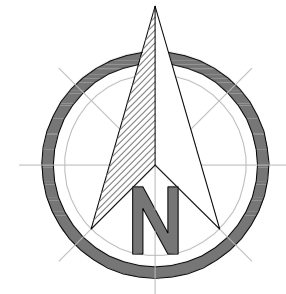


PROPOSED SITE PLAN
1:1000@A1

EJE ARCHITECTURE
 ACN 002 912 843 | ABN 82 644 649 849
 Nominated Architect - Standard Office | NSW Architects Registration No: 4438
 P +61 2 4929 2353 | F +61 2 4926 3069 | E mail@eje.com.au | W www.eje.com.au
 A 412 KING STREET, NEWCASTLE, NSW 2300

COMPLETION OF THE QUALITY ASSURANCE CHECKS IS VERIFICATION THAT THE DOCUMENT CONFORMS WITH THE REQUIREMENTS OF THE QUALITY PROJECT PLAN. WHERE QUALITY ASSURANCE CHECK IS INCOMPLETE THIS DOCUMENT IS PRELIMINARY FOR INFORMATION PURPOSES ONLY, OR SUCH PURPOSES AS STATED IN THE REVISION COLUMN.

THE IDEAS, INFORMATION AND CONCEPTS CONTAINED IN THIS DOCUMENT ARE THE PROPERTY OF EJE ARCHITECTURE. PHOTOCOPIING OR REPRODUCING THIS DOCUMENT AND PASSING IT ON TO OTHERS WITHOUT THE EXPRESS PERMISSION OF EJE ARCHITECTURE IS AN INFRINGEMENT OF COPYRIGHT. ©



REV	DATE	COMMENTS
A	11.02.2016	ISSUE FOR CONSULTANT COORDINATION
B	19.02.2016	ISSUE FOR 90% COORDINATION REVIEW
C	02.03.2016	REVISED ISSUE FOR 90% COORDINATION REVIEW
D	12.04.2016	ISSUE FOR PRE-TENDER ESTIMATE
E	19.04.2016	ISSUE FOR TENDER

DRN	CHKD	VRFD
JJM	JPC	
JJM	JPC	
JJM	JPC	
JJM	JPC	
JJM	JPC	
JJM	GS	Cl... S...



PROJECT: HUNTER SPORTS HIGH SCHOOL
 MAJOR CAPITAL WORKS UPGRADE



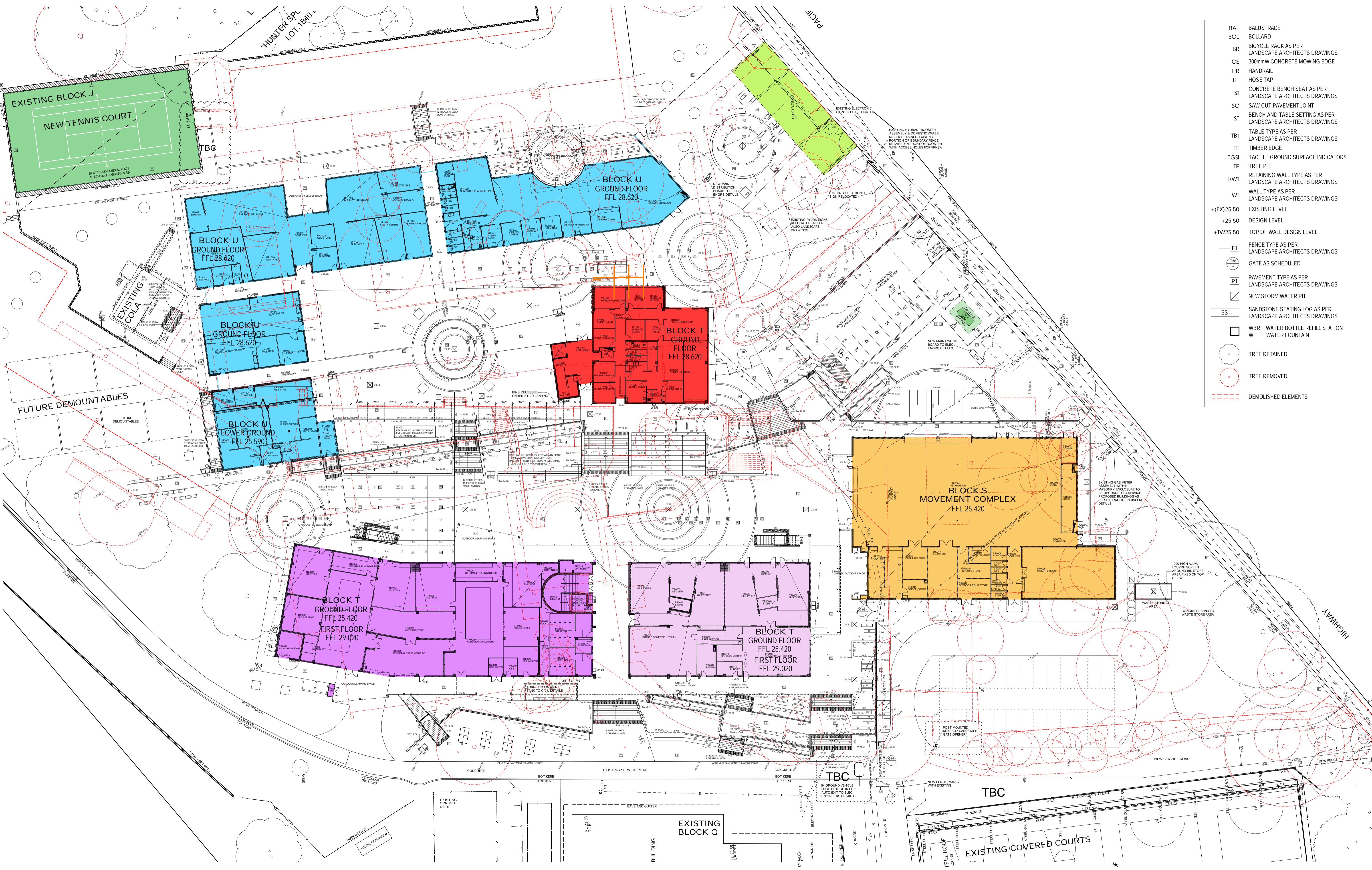
SITE: PACIFIC HIGHWAY
 GATESHEAD 2290

DRAWING: OVERALL SITE PLANS
 EXISTING AND PROPOSED

WORK IN FIGURED DIMENSIONS IN PREFERENCE TO SCALE. CHECK DIMENSIONS AND LEVELS ON SITE PRIOR TO THE ORDERING OF MATERIALS OR THE COMPLETION OF WORKSHOP DRAWINGS. IF IN DOUBT ASK. REPORT ALL ERRORS AND OMISSIONS.

CONTRACT No: WS692136689
 DRAWN: DATE: SCALES:
 FEB 2016 1:1000@A1
 PROJECT No: 11029 PHASE: WD DRAWING No: A005 REV: E+



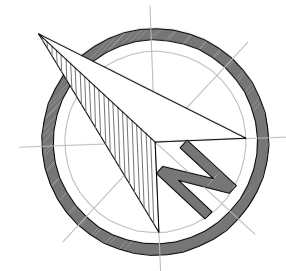


- BAL BALUSTRADE
- BOL BOLLARD
- BR BICYCLE RACK AS PER LANDSCAPE ARCHITECTS DRAWINGS
- CE 300mm W CONCRETE MOWING EDGE
- HR HANDRAIL
- HT HOSE TAP
- S1 CONCRETE BENCH SEAT AS PER LANDSCAPE ARCHITECTS DRAWINGS
- SC SAW CUT PAVEMENT JOINT
- ST BENCH AND TABLE SETTING AS PER LANDSCAPE ARCHITECTS DRAWINGS
- TB1 TABLE TYPE AS PER LANDSCAPE ARCHITECTS DRAWINGS
- TE TIMBER EDGE
- TGSI TACTILE GROUND SURFACE INDICATORS
- TP TREE PIT
- RW1 RETAINING WALL TYPE AS PER LANDSCAPE ARCHITECTS DRAWINGS
- W1 WALL TYPE AS PER LANDSCAPE ARCHITECTS DRAWINGS
- + (EX) 25.50 EXISTING LEVEL
- + 25.50 DESIGN LEVEL
- + TW 25.50 TOP OF WALL DESIGN LEVEL
- F1 FENCE TYPE AS PER LANDSCAPE ARCHITECTS DRAWINGS
- GA GATE AS SCHEDULED
- P1 PAVEMENT TYPE AS PER LANDSCAPE ARCHITECTS DRAWINGS
- SW NEW STORM WATER PIT
- SS SANDSTONE SEATING LOG AS PER LANDSCAPE ARCHITECTS DRAWINGS
- WBR = WATER BOTTLE REFILL STATION
- WF = WATER FOUNTAIN
- TREE RETAINED
- TREE REMOVED
- - - DEMOLISHED ELEMENTS

EJE ARCHITECTURE
 ACN 002 912 843 | ABN 82 644 649 849
 Non-Related Architect - Standard Office | NSW Architects Registration No: 4438
 P +61 2 4929 2353 | F +61 2 4926 3069 | E mail@eje.com.au | W www.eje.com.au
 A 412 KING STREET, NEWCASTLE, NSW 2300

COMPLETION OF THE QUALITY ASSURANCE CHECKS IS VERIFICATION THAT THE DOCUMENT CONFORMS WITH THE REQUIREMENTS OF THE QUALITY PROJECT PLAN. WHERE QUALITY ASSURANCE CHECK IS INCOMPLETE THIS DOCUMENT IS PRELIMINARY FOR INFORMATION PURPOSES ONLY, OR SUCH PURPOSES AS STATED IN THE REVISION COLUMN.

THE IDEAS, INFORMATION AND CONCEPTS CONTAINED IN THIS DOCUMENT ARE THE PROPERTY OF EJE ARCHITECTURE. PHOTOCOPIING OR REPRODUCING THIS DOCUMENT AND PASSING IT ONTO OTHERS WITHOUT THE EXPRESS PERMISSION OF EJE ARCHITECTURE IS AN INFRINGEMENT OF COPYRIGHT. ©



REV	DATE	COMMENTS	DRN	CHKD	VRFD
A	11.02.2016	ISSUE FOR CONSULTANT COORDINATION	JJM	JPC	
B	19.02.2016	ISSUE FOR 90% COORDINATION REVIEW	JJM	JPC	
C	02.03.2016	REVISED ISSUE FOR 90% COORDINATION REVIEW	JJM	JPC	
D	14.03.2016	FOR REVIEW	JJM	JPC	
E	29.03.2016	ISSUE FOR PRG REVIEW	JJM	JPC	
F	08.04.2016	ISSUE FOR REVIEW	JJM	JPC	
G	12.04.2016	ISSUE FOR PRE-TENDER ESTIMATE	JJM	JPC	
H	19.04.2016	ISSUE FOR TENDER	JJM	GS	
I	26.04.2016	ISSUE FOR TENDER	JJM	GS	



PROJECT: HUNTER SPORTS HIGH SCHOOL
 MAJOR CAPITAL WORKS UPGRADE

CLIENT: Public Works
 Education

SITE: PACIFIC HIGHWAY
 GATESHEAD 2290

DRAWING: DETAIL SITE PLAN
 OVERALL

WORK IN FIGURED DIMENSIONS IN PREFERENCE TO SCALE. CHECK DIMENSIONS AND LEVELS ON SITE PRIOR TO THE ORDERING OF MATERIALS OR THE COMPLETION OF WORKSHOP DRAWINGS. IF IN DOUBT ASK. REPORT ALL ERRORS AND OMISSIONS.

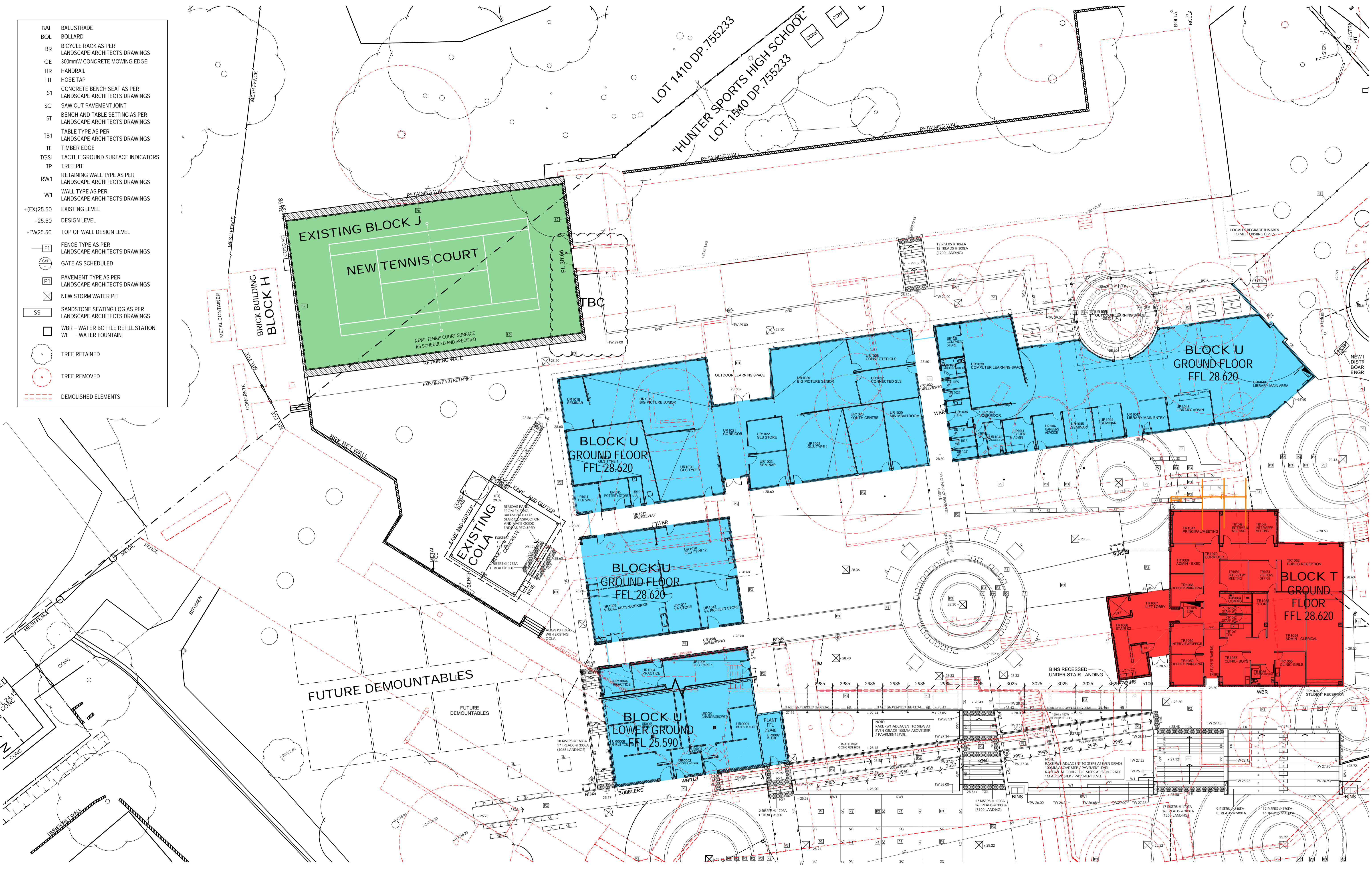
CONTRACT No: WS692136689

DRAWN: DATE: SCALES: FEB 2016 1:300@A1

PROJECT No: 11029 PHASE: WD DRAWING No: A010 REV: I+



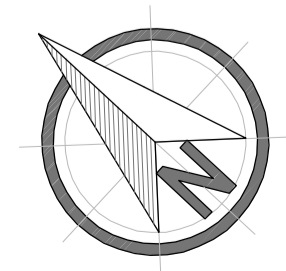
- BAL BALUSTRADE
- BOL BOLLARD
- BR BICYCLE RACK AS PER LANDSCAPE ARCHITECTS DRAWINGS
- CE 300mm W CONCRETE MOWING EDGE
- HR HANDRAIL
- HT HOSE TAP
- S1 CONCRETE BENCH SEAT AS PER LANDSCAPE ARCHITECTS DRAWINGS
- SC SAW CUT PAVEMENT JOINT
- ST BENCH AND TABLE SETTING AS PER LANDSCAPE ARCHITECTS DRAWINGS
- TB1 TABLE TYPE AS PER LANDSCAPE ARCHITECTS DRAWINGS
- TE TIMBER EDGE
- TGSI TACTILE GROUND SURFACE INDICATORS
- TP TREE PIT
- RW1 RETAINING WALL TYPE AS PER LANDSCAPE ARCHITECTS DRAWINGS
- W1 WALL TYPE AS PER LANDSCAPE ARCHITECTS DRAWINGS
- (EX)25.50 EXISTING LEVEL
- +25.50 DESIGN LEVEL
- +TW25.50 TOP OF WALL DESIGN LEVEL
- F1 FENCE TYPE AS PER LANDSCAPE ARCHITECTS DRAWINGS
- G1 GATE AS SCHEDULED
- P1 PAVEMENT TYPE AS PER LANDSCAPE ARCHITECTS DRAWINGS
- SW NEW STORM WATER PIT
- SS SANDSTONE SEATING LOG AS PER LANDSCAPE ARCHITECTS DRAWINGS
- WBR = WATER BOTTLE REFILL STATION
- WF = WATER FOUNTAIN
- Tree symbols: TREE RETAINED (solid circle), TREE REMOVED (circle with slash)
- DEMOLISHED ELEMENTS (dashed red lines)



EJE ARCHITECTURE
 ACN 002 912 843 | ABN 82 644 649 849
 Non-United Architect - Bernard Collis
 P +61 2 4929 2353 | F +61 2 4926 3069 | E mail@eje.com.au | W www.eje.com.au
 A 412 KING STREET, NEWCASTLE, NSW 2300

COMPLETION OF THE QUALITY ASSURANCE CHECKS IS VERIFICATION THAT THE DOCUMENT CONFORMS WITH THE REQUIREMENTS OF THE QUALITY PROJECT PLAN. WHERE QUALITY ASSURANCE CHECK IS INCOMPLETE THIS DOCUMENT IS PRELIMINARY FOR INFORMATION PURPOSES ONLY, OR SUCH PURPOSES AS STATED IN THE REVISION COLUMN.

THE IDEAS, INFORMATION AND CONCEPTS CONTAINED IN THIS DOCUMENT ARE THE PROPERTY OF EJE ARCHITECTURE. PHOTOCOPIING OR REPRODUCING THIS DOCUMENT AND PASSING IT ON TO OTHERS WITHOUT THE EXPRESS PERMISSION OF EJE ARCHITECTURE IS AN INFRINGEMENT OF COPYRIGHT. ©



REV	DATE	COMMENTS	DRN	CHKD	VRFD
A	29.03.2016	ISSUE FOR PRG REVIEW	JJM	JPC	
B	08.04.2016	ISSUE FOR REVIEW	JJM	JPC	
C	12.04.2016	ISSUE FOR PRE-TENDER ESTIMATE	JJM	JPC	
D	19.04.2016	ISSUE FOR TENDER	JJM	GS	
E	26.04.2016	ISSUE FOR PRG REVIEW	JJM	JPC	



PROJECT: HUNTER SPORTS HIGH SCHOOL
 MAJOR CAPITAL WORKS UPGRADE

CLIENT: Public Works

Education

SITE: PACIFIC HIGHWAY
 GATESHEAD 2290

DRAWING: DETAIL SITE PLAN
 PART 1

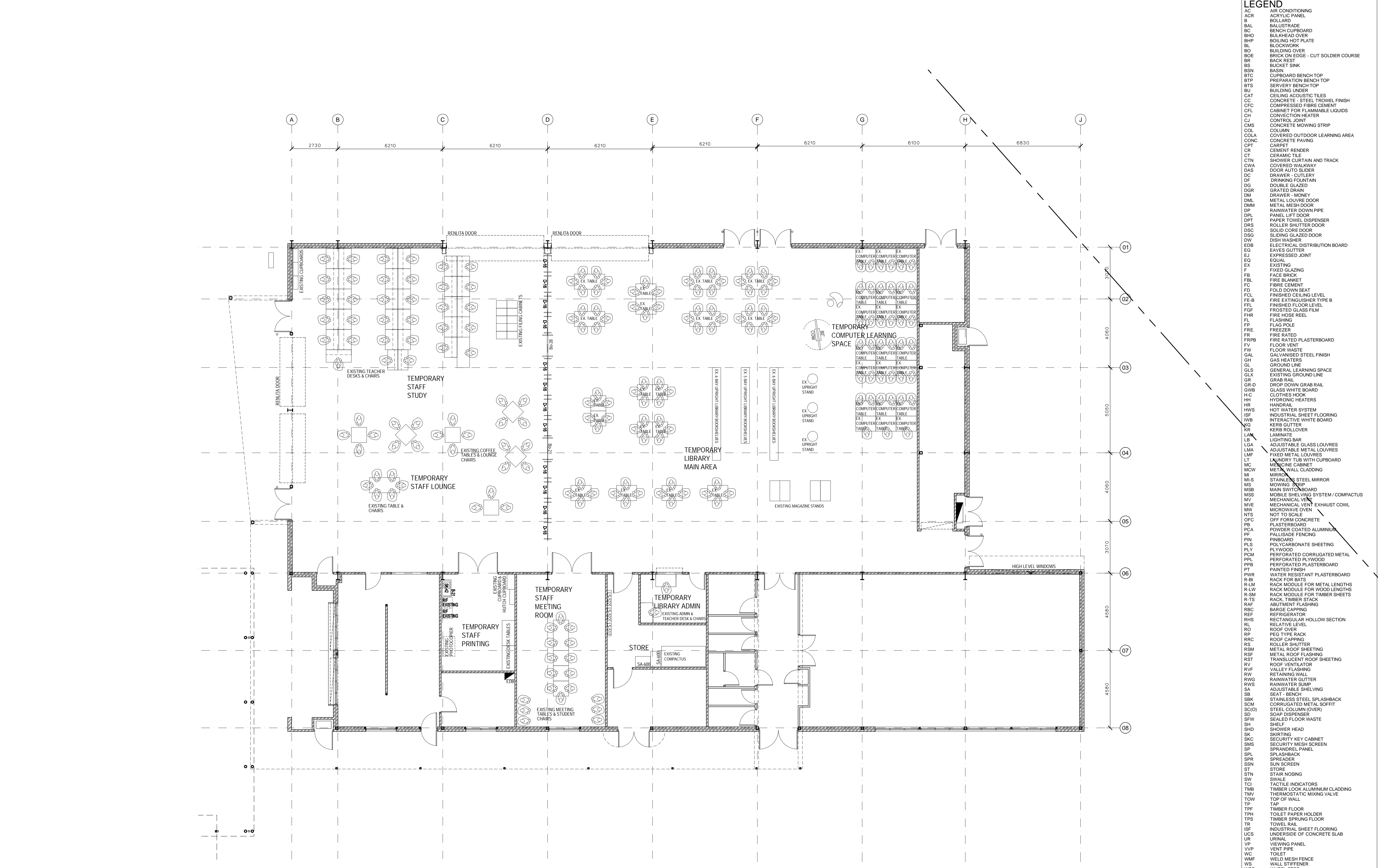
WORK IN FIGURED DIMENSIONS IN PREFERENCE TO SCALE. CHECK DIMENSIONS AND LEVELS ON SITE PRIOR TO THE ORDERING OF MATERIALS OR THE COMPLETION OF WORKSHOP DRAWINGS. IF IN DOUBT ASK. REPORT ALL ERRORS AND OMISSIONS.

CONTRACT No: WS692136689

DRAWN: DATE: SCALES:
 FEB 2016 1:200@A1

PROJECT No: 11029 PHASE: WD DRAWING No: A011 REV: E+



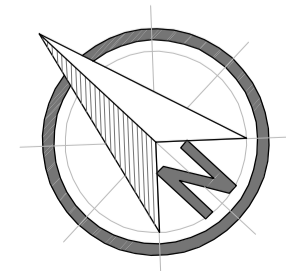


- LEGEND**
- AC AIR CONDITIONING
 - ACR ACRYLIC PANEL
 - B BOLLARD
 - BAL BALUSTRADE
 - BC BENCH CUPBOARD
 - BHO BULKHEAD OVER
 - BHP BOILING HOT PLATE
 - BL BLOCKWORK
 - BO BUILDING OVER
 - BOE BRICK ON EDGE - CUT SOLDIER COURSE
 - BR BACK REST
 - BS BUCKET SINK
 - BSN BASIN
 - BSNT CUPBOARD BENCH TOP
 - BTP PREPARATION BENCH TOP
 - BTS SERVING BENCH TOP
 - BU BUILDING UNDER
 - CAT CEILING ACOUSTIC TILES
 - CC CONCRETE - STEEL TROWEL FINISH
 - CFC COMPRESSED FIBRE CEMENT
 - CFL CABINET FOR FLAMMABLE LIQUIDS
 - CH CONVECTION HEATER
 - CJ CONTROL JOINT
 - CMS CONCRETE MOWING STRIP
 - COL COLUMN
 - COLA COVERED OUTDOOR LEARNING AREA
 - CONC CONCRETE PAVING
 - CPT CARPET
 - CR CEMENT RENDER
 - CT CERAMIC TILE
 - CTN SHOWER CURTAIN AND TRACK
 - CWA COVERED WALKWAY
 - DAS DOOR AUTO SLIDER
 - DC DRAWER - CUTLERY
 - DF DRINKING FOUNTAIN
 - DG DOUBLE GLAZED
 - DGR GRATED DRAIN
 - DM DRAWER - MONEY
 - DML METAL LOUVER DOOR
 - DMM METAL MESH DOOR
 - DP RAINWATER DOWN PIPE
 - DPL PANEL LIFT DOOR
 - DPT PAPER TOWEL DISPENSER
 - DRS ROLLER SHUTTER DOOR
 - DSC SOLID CORE DOOR
 - DSD SLIDING GLAZED DOOR
 - DW DISH WASHER
 - EDB ELECTRICAL DISTRIBUTION BOARD
 - EG LEAVES CUTTER
 - EJ EXPRESSED JOINT
 - EQ EQUAL
 - EX EXISTING
 - F FIXED GLAZING
 - FB FACE BRICK
 - FBL FIRE BLANKET
 - FC FIBRE CEMENT
 - FD FOLD DOWN SEAT
 - FE-B FINISHED CEILING LEVEL
 - FE-L FIRE EXTINGUISHER TYPE B
 - FEL FINISHED FLOOR LEVEL
 - FFG FROSTED GLASS FILM
 - FHR FIRE HOSE REEL
 - FP FLAG POLE
 - FRE FREEZER
 - FR FIRE RATED
 - FRPB FIRE RATED PLASTERBOARD
 - FV FLOOR VENT
 - FW FLOOR WASTE
 - GAL GALVANISED STEEL FINISH
 - GH GAS HEATERS
 - GL GROUND LINE
 - GLS GENERAL LEARNING SPACE
 - GLX EXISTING GROUND LINE
 - GR GRAB RAIL
 - GR-D DROP DOWN GRAB RAIL
 - GWB GLASS WHITE BOARD
 - HC CLOTHES HOOK
 - HH HYDRONIC HEATERS
 - HR HANDRAIL
 - HWS HOT WATER SYSTEM
 - ISF INDUSTRIAL SHEET FLOORING
 - WB INTERACTIVE WHITE BOARD
 - KB KERB GUTTER
 - KR KERB ROLLER
 - LAM LAMINATE
 - LB LIGHTING BAR
 - LGA ADJUSTABLE GLASS LOUVRES
 - LMA ADJUSTABLE METAL LOUVRES
 - LMF FIXED METAL LOUVRES
 - LT LAUNDRY TUB WITH CUPBOARD
 - MC MENGINE CABINET
 - MCV METAL WALL CLADDING
 - MI MIRROR
 - MS STAINLESS STEEL MIRROR
 - MS MOWING STRIP
 - MSB MAIN SWITCHBOARD
 - MSS MOBILE SHELVING SYSTEM / COMPACTUS
 - MV MECHANICAL VENT
 - MVE MECHANICAL VENT EXHAUST COWL
 - MW MICROWAVE OVEN
 - NTS NOT TO SCALE
 - OFC OFF FORM CONCRETE
 - PB PLASTERBOARD
 - PCA POWDER COATED ALUMINIUM
 - PF PALLISADE FENCING
 - PN PINBOARD
 - PLS POLYCARBONATE SHEETING
 - PLY PLYWOOD
 - PCM PERFORATED CORRUGATED METAL
 - PPL PERFORATED PLYWOOD
 - PBT PERFORATED PLASTERBOARD
 - PT PAINTED FINISH
 - PWR WATER RESISTANT PLASTERBOARD
 - R-B RACK FOR BATS
 - R-LM RACK MODULE FOR METAL LENGTHS
 - R-LW RACK MODULE FOR WOOD LENGTHS
 - R-SM RACK MODULE FOR TIMBER SHEETS
 - R-TS RACK, TIMBER STACK
 - RAF ABUTMENT FLASHING
 - RBC BARGE CAPPING
 - REF REFRIGERATOR
 - RHS RECTANGULAR HOLLOW SECTION
 - RL RELATIVE LEVEL
 - RO ROOF OVER
 - RP PEG TYPE RACK
 - RRC ROOF CAPPING
 - RS ROLLER SHUTTER
 - RSM METAL ROOF SHEETING
 - RSP METAL ROOF FLASHING
 - RST TRANSLUCENT ROOF SHEETING
 - RV ROOF VENTILATOR
 - RVF VALLEY FLASHING
 - RW RETAINING WALL
 - RWG RAINWATER GUTTER
 - RWS RAINWATER SUMP
 - SA ADJUSTABLE SHELVING
 - SB SEAT - BENCH
 - SBK STAINLESS STEEL SPLASHBACK
 - SCM CORRUGATED METAL SOFFIT
 - SC(O) STEEL COLUMN (OVER)
 - SD SOAP DISPENSER
 - SFV SEALED FLOOR WASTE
 - SH SHELF
 - SHD SHOWER HEAD
 - SK SKIRTING
 - SKC SECURITY KEY CABINET
 - SMS SECURITY MESH SCREEN
 - SP SPRANDREL PANEL
 - SPL SPLASHBACK
 - SPE SPEAKER
 - SSN SUN SCREEN
 - ST STORE
 - STN STAIR NOSING
 - SW SWALE
 - TCI TACTILE INDICATORS
 - TMB TIMBER LOOK ALUMINIUM CLADDING
 - TMV THERMOSTATIC MIXING VALVE
 - TOW TOP OF WALL
 - TP TAP
 - TPF TIMBER FLOOR
 - TPH TOILET PAPER HOLDER
 - TPS TIMBER SPRING FLOOR
 - TR TOWEL RAIL
 - ISF INDUSTRIAL SHEET FLOORING
 - UCS UNDERSIDE OF CONCRETE SLAB
 - UR URINAL
 - VP VIEWING PANEL
 - VVP VENT PIPE
 - WC TOILET
 - WMP WELD MESH FENCE
 - WS WALL STIFFENER
 - WSP WHEEL STOP

EJE ARCHITECTURE
 ACN 002 912 843 | ABN 82 644 649 849
 NSW Architects Registration No: 4438
 Nominated Architect - Bernard Collins | E mail@eje.com.au | W www.eje.com.au
 P +61 2 4929 2353 | F +61 2 4926 3069 | A 412 KING STREET, NEWCASTLE, NSW 2300

COMPLETION OF THE QUALITY ASSURANCE CHECKS IS VERIFICATION THAT THE DOCUMENT CONFORMS WITH THE REQUIREMENTS OF THE QUALITY PROJECT PLAN. WHERE QUALITY ASSURANCE CHECK IS INCOMPLETE THIS DOCUMENT IS PRELIMINARY FOR INFORMATION PURPOSES ONLY, OR SUCH PURPOSES AS STATED IN THE REVISION COLUMN.

THE IDEAS, INFORMATION AND CONCEPTS CONTAINED IN THIS DOCUMENT ARE THE PROPERTY OF EJE ARCHITECTURE. PHOTOCOPIING OR REPRODUCING THIS DOCUMENT AND PASSING IT ON TO OTHERS WITHOUT THE EXPRESS PERMISSION OF EJE ARCHITECTURE IS AN INFRINGEMENT OF COPYRIGHT. ©



REV	DATE	COMMENTS	DRN	CHKD	VRFD
0	25.05.2016	ISSUE FOR TENDER	GG	GS	CS

NOT FOR CONSTRUCTION



PROJECT: HUNTER SPORTS HIGH SCHOOL
 MAJOR CAPITAL WORKS UPGRADE

CLIENT: NSW GOVERNMENT Public Works
 NSW GOVERNMENT Education

SITE: PACIFIC HIGHWAY
 GATESHEAD 2290

DRAWING: MILESTONE 1
 DETAIL PLAN 1 -
 BLOCK S
 TEMPORARY STAGING LAYOUT

WORK IN FIGURED DIMENSIONS IN PREFERENCE TO SCALE. CHECK DIMENSIONS AND LEVELS ON SITE PRIOR TO THE ORDERING OF MATERIALS OR THE COMPLETION OF WORKSHOP DRAWINGS. IF IN DOUBT ASK REPORT ALL ERRORS AND OMISSIONS.

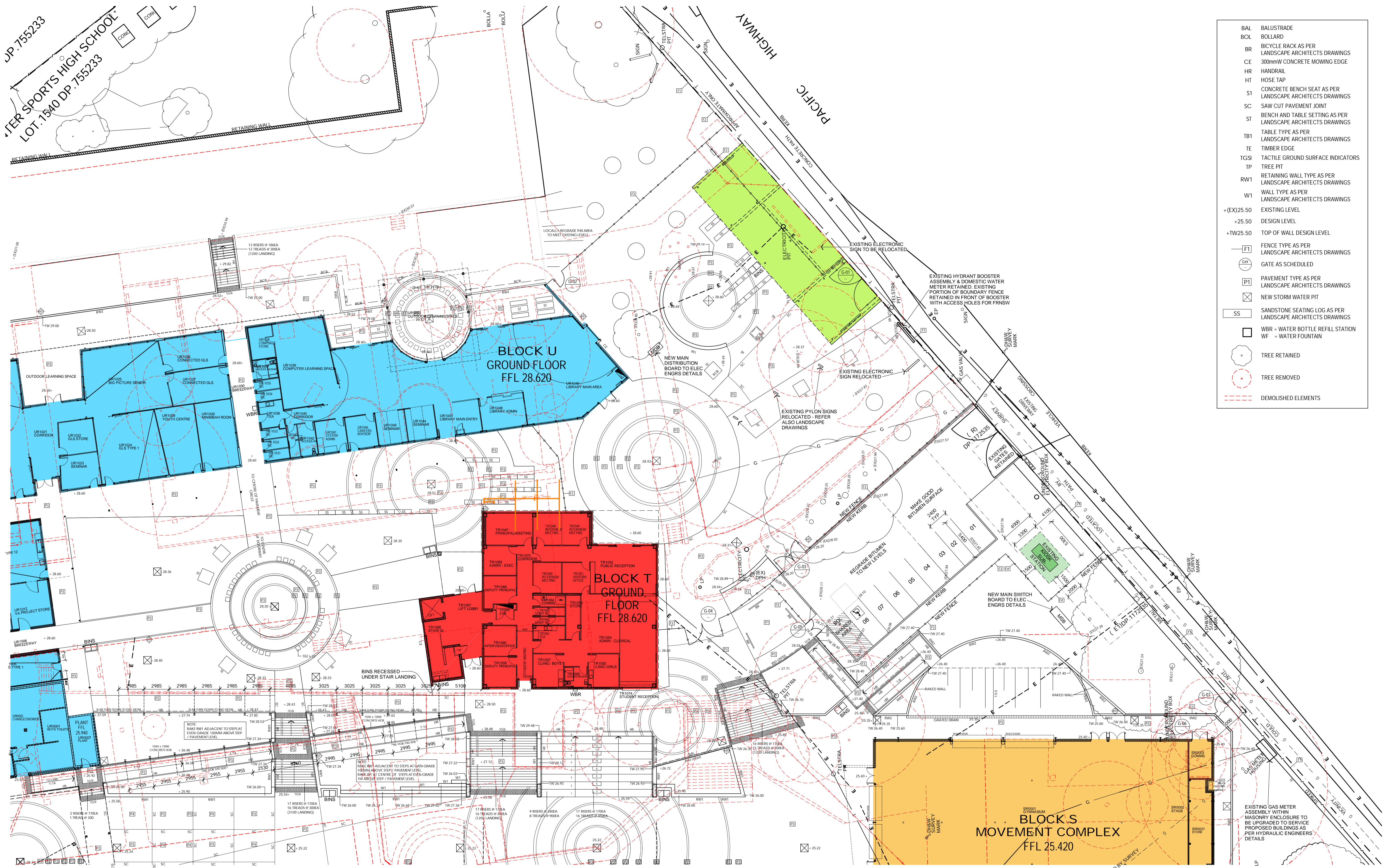
CONTRACT No: WS692136689

DRAWN: GG DATE: MAY 2016 SCALES: 1:100@A1

PROJECT No: 11029 PHASE: WD DRAWING No: A-0111 REV: 0



JP.755233
 HUNTER SPORTS HIGH SCHOOL
 LOT.1540 DP.755233

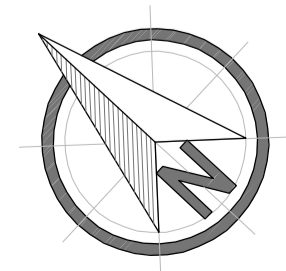


- BAL BALUSTRADE
- BOL BOLLARD
- BR BICYCLE RACK AS PER LANDSCAPE ARCHITECTS DRAWINGS
- CE 300mmW CONCRETE MOWING EDGE
- HR HANDRAIL
- HT HOSE TAP
- S1 CONCRETE BENCH SEAT AS PER LANDSCAPE ARCHITECTS DRAWINGS
- SC SAW CUT PAVEMENT JOINT
- ST BENCH AND TABLE SETTING AS PER LANDSCAPE ARCHITECTS DRAWINGS
- TB1 TABLE TYPE AS PER LANDSCAPE ARCHITECTS DRAWINGS
- TE TIMBER EDGE
- TGS1 TACTILE GROUND SURFACE INDICATORS
- TP TREE PIT
- RW1 RETAINING WALL TYPE AS PER LANDSCAPE ARCHITECTS DRAWINGS
- W1 WALL TYPE AS PER LANDSCAPE ARCHITECTS DRAWINGS
- (EX)25.50 EXISTING LEVEL
- +25.50 DESIGN LEVEL
- +TW25.50 TOP OF WALL DESIGN LEVEL
- [F1] FENCE TYPE AS PER LANDSCAPE ARCHITECTS DRAWINGS
- [GAT] GATE AS SCHEDULED
- [P1] PAVEMENT TYPE AS PER LANDSCAPE ARCHITECTS DRAWINGS
- [X] NEW STORM WATER PIT
- [SS] SANDSTONE SEATING LOG AS PER LANDSCAPE ARCHITECTS DRAWINGS
- [WBR] WBR = WATER BOTTLE REFILL STATION
- [WF] WF = WATER FOUNTAIN
- (●) TREE RETAINED
- (○) TREE REMOVED
- (---) DEMOLISHED ELEMENTS

EJE ARCHITECTURE
 ACN 002 912 843 | ABN 82 644 649 849
 Newcastle Architect - Bernard Collins | NSW Architects Registration No: 4438
 P +61 2 4929 2353 | F +61 2 4926 3069 | E mail@eje.com.au | W www.eje.com.au
 A 412 KING STREET, NEWCASTLE, NSW 2300

COMPLETION OF THE QUALITY ASSURANCE CHECKS IS VERIFICATION THAT THE DOCUMENT CONFORMS WITH THE REQUIREMENTS OF THE QUALITY PROJECT PLAN. WHERE QUALITY ASSURANCE CHECK IS INCOMPLETE THIS DOCUMENT IS PRELIMINARY FOR INFORMATION PURPOSES ONLY, OR SUCH PURPOSES AS STATED IN THE REVISION COLUMN.

THE IDEAS, INFORMATION AND CONCEPTS CONTAINED IN THIS DOCUMENT ARE THE PROPERTY OF EJE ARCHITECTURE. PHOTOCOPIING OR REPRODUCING THIS DOCUMENT AND PASSING IT ON TO OTHERS WITHOUT THE EXPRESS PERMISSION OF EJE ARCHITECTURE IS AN INFRINGEMENT OF COPYRIGHT. ©



REV	DATE	COMMENTS	DRN	CHKD	VRFD
A	29.03.2016	ISSUE FOR PRG REVIEW	JJM	JPC	
B	08.04.2016	ISSUE FOR REVIEW	JJM	JPC	
C	12.04.2016	ISSUE FOR PRE-TENDER ESTIMATE	JJM	JPC	
D	19.04.2016	ISSUE FOR TENDER	JJM	GS	
E	26.04.2016	ISSUE FOR PRG REVIEW	JJM	JPC	



PROJECT: HUNTER SPORTS HIGH SCHOOL
 MAJOR CAPITAL WORKS UPGRADE

CLIENT: NSW GOVERNMENT Public Works
 NSW GOVERNMENT Education

SITE: PACIFIC HIGHWAY
 GATESHEAD 2290

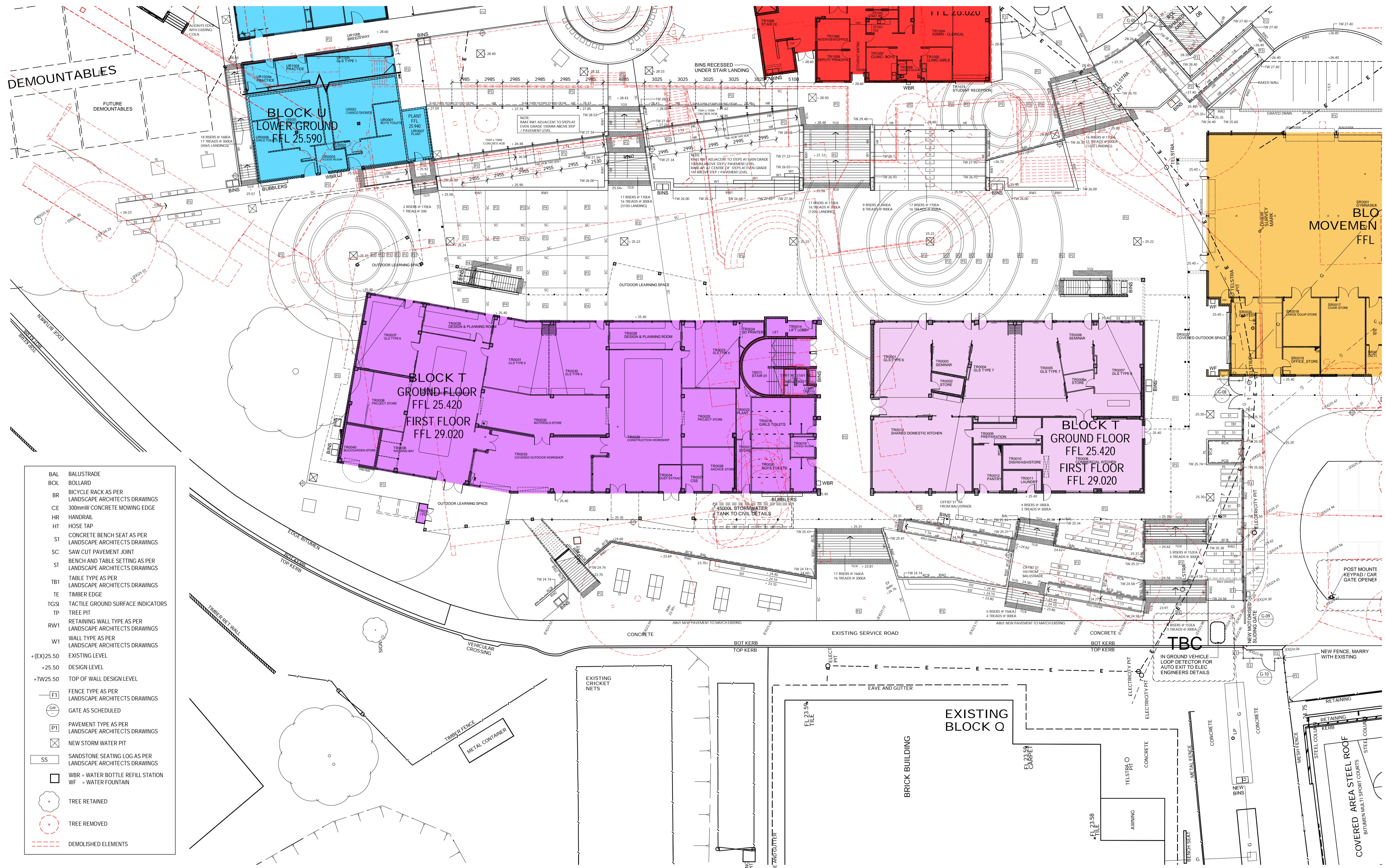
DRAWING: DETAIL SITE PLAN
 PART 2

WORK IN FIGURED DIMENSIONS IN PREFERENCE TO SCALE. CHECK DIMENSIONS AND LEVELS ON SITE PRIOR TO THE ORDERING OF MATERIALS OR THE COMPLETION OF WORKSHOP DRAWINGS. IF IN DOUBT ASK. REPORT ALL ERRORS AND OMISSIONS.

CONTRACT No: WS692136689
 DRAWN: DATE: SCALES:
 FEB 2016 1:200@A1

PROJECT No: 11029 PHASE: WD DRAWING No: A012 REV: E+



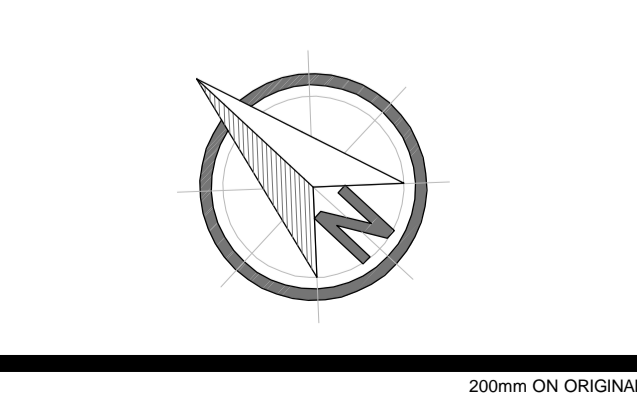


EJE ARCHITECTURE
 ACN 002 912 843 | ABN 82 644 649 849
 National Architect - Bernard Collis
 P +61 2 4929 2353 | F +61 2 4926 3069 | W www.eje.com.au
 A 412 KING STREET, NEWCASTLE, NSW 2300

COMPLETION OF THE QUALITY ASSURANCE CHECKS IS VERIFICATION THAT THE DOCUMENT CONFORMS WITH THE REQUIREMENTS OF THE QUALITY PROJECT PLAN. WHERE QUALITY ASSURANCE CHECK IS INCOMPLETE THIS DOCUMENT IS PRELIMINARY FOR INFORMATION PURPOSES ONLY, OR SUCH PURPOSES AS STATED IN THE REVISION COLUMN.

THE IDEAS, INFORMATION AND CONCEPTS CONTAINED IN THIS DOCUMENT ARE THE PROPERTY OF EJE ARCHITECTURE. PHOTOCOPIING OR REPRODUCING THIS DOCUMENT AND PASSING IT ON TO OTHERS WITHOUT THE EXPRESS PERMISSION OF EJE ARCHITECTURE IS AN INFRINGEMENT OF COPYRIGHT. ©

10 25mm 100mm 200mm ON ORIGINAL A1



REV	DATE	COMMENTS
A	29.03.2016	ISSUE FOR PRG REVIEW
B	08.04.2016	ISSUE FOR REVIEW
C	12.04.2016	ISSUE FOR PRE-TENDER ESTIMATE
D	19.04.2016	ISSUE FOR TENDER

DRN	CHKD	VFRD
JJM	JPC	
JJM	JPC	
JJM	JPC	
JJM	GS	



PROJECT: HUNTER SPORTS HIGH SCHOOL
 MAJOR CAPITAL WORKS UPGRADE



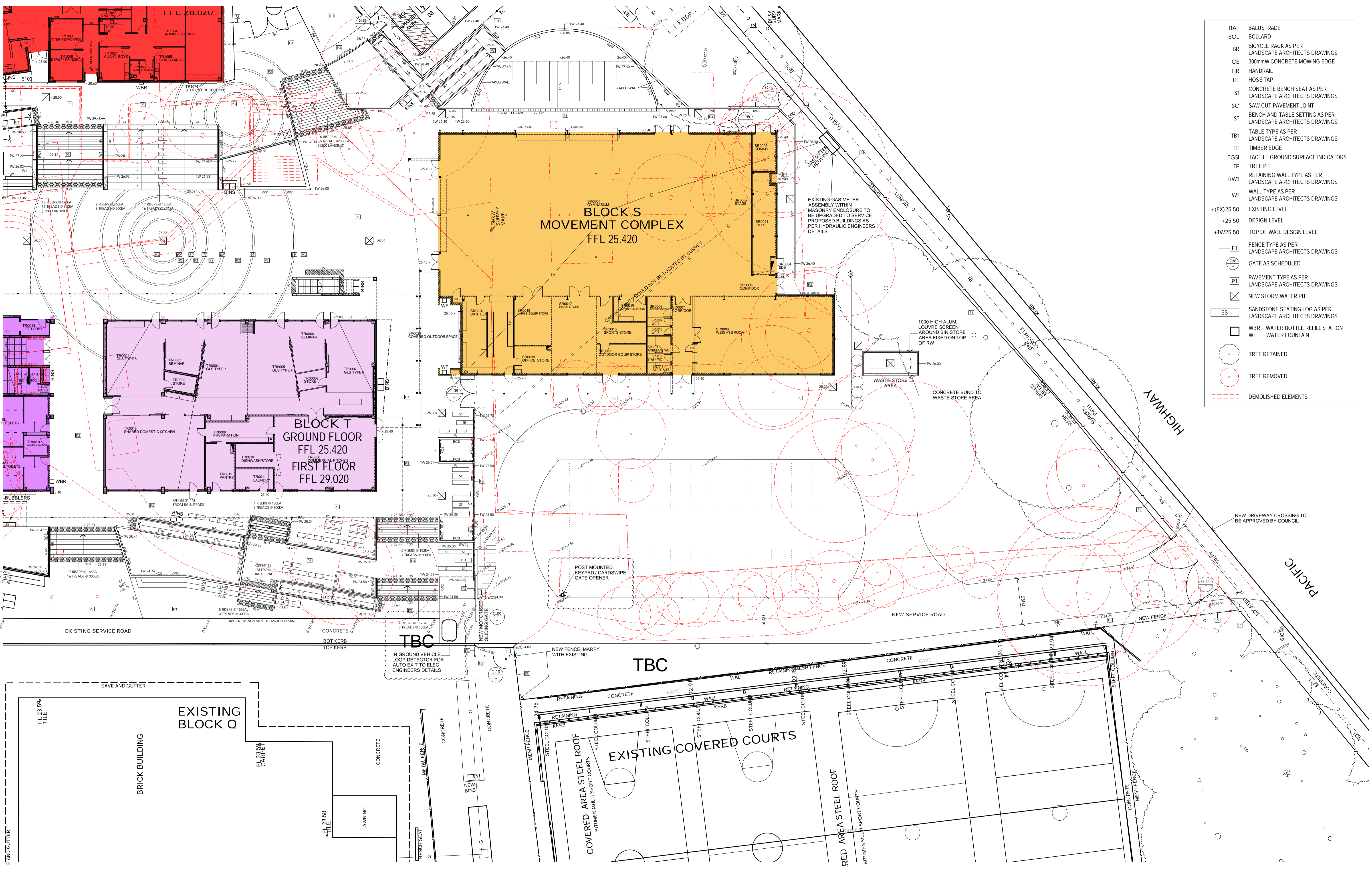
SITE: PACIFIC HIGHWAY
 GATESHEAD 2290

DRAWING: DETAIL SITE PLAN
 PART 3

WORK IN FIGURED DIMENSIONS IN PREFERENCE TO SCALE. CHECK DIMENSIONS AND LEVELS ON SITE PRIOR TO THE ORDERING OF MATERIALS OR THE COMPLETION OF WORKSHOP DRAWINGS. IF IN DOUBT ASK. REPORT ALL ERRORS AND OMISSIONS.

CONTRACT No: WS692136689
 DRAWN: DATE: SCALES:
 FEB 2016 1:200@A1
 PROJECT No: 11029 PHASE: WD DRAWING No: A013 REV: D+



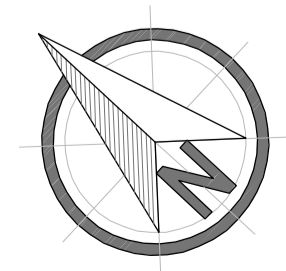


- BAL BALUSTRADE
- BOL BOLLARD
- BR BICYCLE RACK AS PER LANDSCAPE ARCHITECTS DRAWINGS
- CE 300mmW CONCRETE MOWING EDGE
- HR HANDRAIL
- HT HOSE TAP
- S1 CONCRETE BENCH SEAT AS PER LANDSCAPE ARCHITECTS DRAWINGS
- SC SAW CUT PAVEMENT JOINT
- ST BENCH AND TABLE SETTING AS PER LANDSCAPE ARCHITECTS DRAWINGS
- TB1 TABLE TYPE AS PER LANDSCAPE ARCHITECTS DRAWINGS
- TE TIMBER EDGE
- TGSI TACTILE GROUND SURFACE INDICATORS
- TP TREE PIT
- RW1 RETAINING WALL TYPE AS PER LANDSCAPE ARCHITECTS DRAWINGS
- W1 WALL TYPE AS PER LANDSCAPE ARCHITECTS DRAWINGS
- (EX)25.50 EXISTING LEVEL
- +25.50 DESIGN LEVEL
- +TW25.50 TOP OF WALL DESIGN LEVEL
- F1 FENCE TYPE AS PER LANDSCAPE ARCHITECTS DRAWINGS
- GA GATE AS SCHEDULED
- P1 PAVEMENT TYPE AS PER LANDSCAPE ARCHITECTS DRAWINGS
- NSWP NEW STORM WATER PIT
- SS SANDSTONE SEATING LOG AS PER LANDSCAPE ARCHITECTS DRAWINGS
- WBR = WATER BOTTLE REFILL STATION
- WF = WATER FOUNTAIN
- TREE RETAINED
- TREE REMOVED
- - - DEMOLISHED ELEMENTS

EJE ARCHITECTURE
 ACN 002 912 843 | ABN 82 644 649 849
 Notified Architect - Bernard Collins | NSW Architects Registration No: 4438
 P +61 2 4929 2353 | F +61 2 4926 3069 | E mail@eje.com.au | W www.eje.com.au
 A 412 KING STREET, NEWCASTLE, NSW 2300

COMPLETION OF THE QUALITY ASSURANCE CHECKS IS VERIFICATION THAT THE DOCUMENT CONFORMS WITH THE REQUIREMENTS OF THE QUALITY PROJECT PLAN. WHERE QUALITY ASSURANCE CHECK IS INCOMPLETE THIS DOCUMENT IS PRELIMINARY FOR INFORMATION PURPOSES ONLY, OR SUCH PURPOSES AS STATED IN THE REVISION COLUMN.

THE IDEAS, INFORMATION AND CONCEPTS CONTAINED IN THIS DOCUMENT ARE THE PROPERTY OF EJE ARCHITECTURE. PHOTOCOPIING OR REPRODUCING THIS DOCUMENT AND PASSING IT ON TO OTHERS WITHOUT THE EXPRESS PERMISSION OF EJE ARCHITECTURE IS AN INFRINGEMENT OF COPYRIGHT. ©



REV	DATE	COMMENTS
A	29.03.2016	ISSUE FOR PRG REVIEW
B	08.04.2016	ISSUE FOR REVIEW
C	12.04.2016	ISSUE FOR PRE-TENDER ESTIMATE
D	19.04.2016	ISSUE FOR TENDER

DRN	CHKD	VRFD
JJM	JPC	
JJM	JPC	
JJM	JPC	
JJM	GS	



PROJECT: HUNTER SPORTS HIGH SCHOOL
 MAJOR CAPITAL WORKS UPGRADE



SITE: PACIFIC HIGHWAY
 GATESHEAD 2290

DRAWING: DETAIL SITE PLAN
 PART 4

WORK IN FIGURED DIMENSIONS IN PREFERENCE TO SCALE. CHECK DIMENSIONS AND LEVELS ON SITE PRIOR TO THE ORDERING OF MATERIALS OR THE COMPLETION OF WORKSHOP DRAWINGS. IF IN DOUBT ASK. REPORT ALL ERRORS AND OMISSIONS.

CONTRACT No: WS692136689
 DRAWN: DATE: SCALES:
 FEB 2016 1:200@A1
 PROJECT No: 11029 PHASE: WD DRAWING No: A014 REV: D+

