

Major Projects

Facilities Management

PRELIMINARY OPERATIONAL WASTE MANAGEMENT PLAN

For the

**SCIENCE and ENGINEERING BUILDING (SEB)
PROJECT**

UNSW Kensington Campus

July 2016

TABLE OF CONTENTS

1.	Introduction	3
2.	UNSW Interim Waste Plan.....	3
3.	Proposed New Building	3
4.	Existing Management of Waste	4
5.	Proposed Management of Waste.....	4
6.	Attachment A – UNSW Laboratory Hazardous Waste Disposal Guideline	7
7.	Attachment B – UNSW Waste Management Operations Summary.....	8

1. Introduction

The new Science and Engineering Building (SEB) is to be constructed on the University of New South Wales (UNSW) Kensington lower campus. Development approval for the SEB is being sought under State Significant Development Application No. SSD 7518. UNSW has obtained the Secretary's Environmental Assessment Requirements (SEARS) for this project which include the need to address Service and Waste issues both during construction and in building operation. Construction Waste Management is addressed within the Construction Management Plan (CMP) for the SEB.

This Preliminary Operational Waste Management Plan (POWMP) has been prepared to address the proposed operational waste management of the new facility in line with UNSW requirements.

2. UNSW Interim Waste Plan

This Waste Minimisation Plan describes UNSW's current waste management procedures and achievements and outlines targets and actions to achieve sustainable outcomes and to meet its legislative requirements and financial goals.

UNSW's Sustainability has set an objective of increasing recycling across campus to 80% (decreasing landfill waste to 20%) and to ensure that all waste capable of being re-used or recycled is re-used and recycled. The plans include discussion on how separation of waste streams are managed and recycled and identified future waste management options for the campus. The Waste Minimisation Strategy covers all facilities within the UNSW Kensington Campus and will be the basis for Operational Waste Management within the new SEB. More information on the University's established waste management and recycling strategies can be found at:

<http://sustainability.unsw.edu.au/environment/recycling-and-waste>, and
<http://sustainabilityreport.unsw.edu.au/environment/waste>

3. Proposed New Building

The SEB is to be located at campus grid reference E8, replacing the recently vacated Materials Science Building. The SEB will be located on the site bounded to the west by International Road, to the north by Third Avenue, to the south by Union Road, and to the east by the recently completed MSEB building (E10).

The new SEB facility will consist of approximately 24,000 m² GFA in a multi-storey building that will house a variety of spaces, including performance spaces, stores, teaching and research laboratories. The building must be designed to be flexible enough to contain a range of other potential uses with a focus on physical and chemical sciences.

Significantly, from the perspective of waste management, the SEB will house research laboratory, chemical storage and waste handling facilities relocated from building F10, to enable future refurbishment and repurposing of that building.



Figure 1: Location of proposed SEB in relation to UNSW Lower Kensington Campus.

4. Existing Management of Waste

Access to the Lower Campus Precinct is off High Street via Gate 2 (see Figure 1). Waste storage is currently within or adjacent to the respective facilities, which include accommodation, retail teaching and research functions, and managed by a common waste management service.

Waste is separated into general, chemical and biological waste streams as follows:

- general waste (collected daily);
- paper and cardboard (collected daily);
- chemical waste (collected weekly);
- biological waste (collected daily); and
- hard waste (collected on demand).

All waste is collected and by UNSW Waste Contractors. This ongoing arrangement will service the new SEB when complete.

5. Proposed Management of Waste

Waste pick-up from the new building will continue to be via Gate 2 Avenue, from High Street, with the main delivery and collection point (including for waste) being located on Union Rd. Vehicles servicing the SEB for deliveries and waste pick up will be able to enter and leave the campus while travelling in a forward direction at all times.

The SEB will provide secure, compliant storage rooms for waste on the Ground Floor (see Figure 2). These storage rooms will include storage and appropriate management of general

and chemical/hazardous wastes. Established procedures complying with safety and regulatory requirements for storage and disposal of hazardous and chemical waste will generally be continued in the new building. The design and operational requirements are being developed with input from a specialist hazardous goods consultant.

Chemical and other hazardous waste will be stored securely local to laboratory areas, and transferred to designated holding rooms near the loading dock for disposal of on regular basis in accordance with UNSW's Laboratory Hazardous Waste Disposal Guideline (OHS321) included as Attachment A.

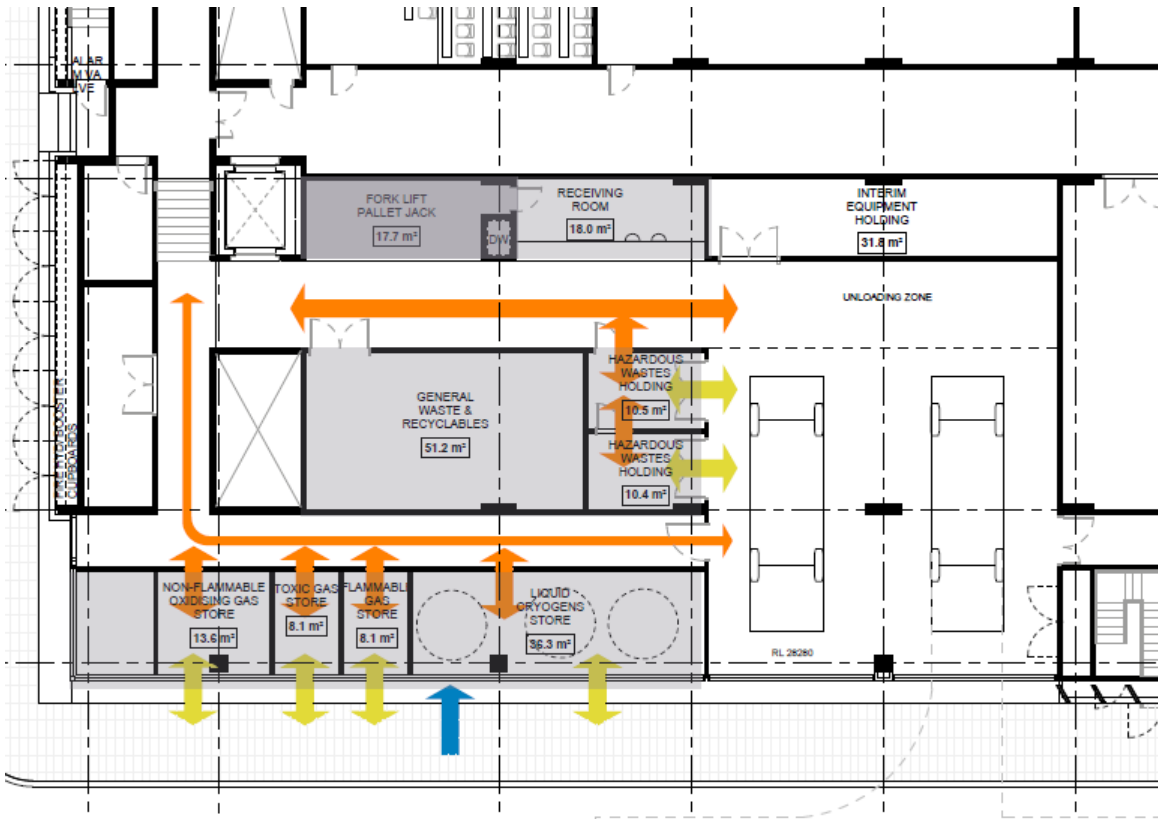


Figure 2: SEB Ground Floor Store and Waste Holding Area

Waste generation quantities for the existing Chemical Sciences Building (F10) and MSEB (E10) have been used to determine the waste generation requirements for the SEB. Details of quantities of waste generated and current management/collections were determined from a review of lower campus waste management operations undertaken during 2015. From this, estimated demands for the SEB have been collated and are summarised below.

Waste Type	Quantity (Bins/Containers)	Pick Up Frequency	Notes
GENERAL			
- General Waste	14 x 240 litre bins 5 x 120 litre bins	Daily	
- Food Waste	Nil	Nil	
- Co-mingled Recycling	2 x 660 litre bins	Twice Weekly	
LABORATORY			
- Chemical Wastes	23 x 2.5 litre 4 x 5 litre	Weekly	Twice weekly pickup is under consideration
- Gloves/Glass/Sharps	5 x 240 litre bins 25 x 15 litre bins	Weekly	Twice weekly pickup is under consideration
- Biological *	3 x 120 litre bins 2 x 240 litre bins	Weekly	Twice weekly pickup is under consideration

* Note Biological wastes will be sterilised by autoclave at the lab floor prior to disposal.

The design of the SEB waste holding facilities has been configured to accommodate the above demands.

A general overview of UNSW's waste management practice and performance is set out in the Waste Management Operations Summary included as Attachment B.

6. Attachment A – UNSW Laboratory Hazardous Waste Disposal Guideline

Policy Hierarchy link	NSW WHS Act and Regulations 2011 UNSW WHS Policy		
Responsible Officer	Manager, HS Unit		
Contact Officer	Manager, HS Unit. Adam Janssen, Ph 93852214 Email: d.janssen@unsw.edu.au		
Superseded Documents	Version 3.0		
File Number	TRIM 2007/1217.		
Associated Forms	UNSW Chemical Waste Request form OHS014a UNSW Biological Waste Request form OHS015 <i>Chemical</i> Radiation Waste Declaration form UNSW Radiation waste transfer form OHS016		
Version	Authorised by	Approval Date	Effective Date
3.1	Director Human Resources	9/04/2013	9/04/2013

1.	Introduction and Scope	2
2.	Definitions.....	2
3.	Waste disposal requirements.....	4
3.1	General requirements	4
3.1.1	Responsibility	4
3.1.2	Waste labels	5
3.1.3	Table 2: UNSW Hazardous Waste Collection Days.....	6
3.2	Domestic Waste disposal.....	7
3.3	Broken Laboratory Glass Waste disposal.....	7
3.4	Sharps Waste disposal	8
3.5	Chemical Waste disposal.....	10
3.5.1	Liquid-waste containers.....	10
3.5.2	Secondary containment (bunding) of liquid waste	10
3.5.3	Empty chemical containers.....	11
3.5.4	Specific Hazardous Waste	11
3.5.5	Other Hazardous Waste	12
3.6	Biological Waste disposal	12
3.6.1	Liquid biological waste.....	13
3.6.2	Non-liquid (solid) biological waste	13
3.6.3	Mixed biological waste.....	14
3.6.4	Liquid biological waste disposal	14
3.6.5	Non-liquid (solid) biological waste disposal.....	14
3.7	Animal, plant and invertebrate carcasses and related wastes disposal	16
3.8	Cytotoxic Waste disposal.....	17
3.9	Radioactive Waste Requirements.....	19
3.9.1	Liquids	19
3.9.2	Solids	20
3.10	Scheduled Drugs Waste Requirements (S4 and S8 drugs)	21
3.11	Human Tissue Waste disposal	21
3.12	Co-mingled Waste disposal	21
3.13	General Laboratory Waste disposal.....	21
3.13.1	From chemical and teaching laboratories as well as workshops	21
3.13.2	From (micro)-biological and teaching laboratories as well as animal facilities.....	21
3.14	Plant Workshop Waste disposal	22
3.15	Miscellaneous (batteries, mobile phones).....	23
4.	Summary of Waste Collection.....	23
4.1	Waste for collection by Chemical waste Contractor	23
4.2	Waste (including cytotoxic) for collection by Biological waste Contractor	24
4.3	Radioactive waste storage	25
5.	Acknowledgements, References, Appendices.....	25
5.1	References.....	25
5.2	Associated Documents	25
5.3	UNSW links	26
5.4	Appendix 1: Autoclave Requirements (AS/NZS2243.3:2010)	27
5.5	Appendix 2: History.....	27

1. Introduction and Scope

The purpose of this document is to assist the University of New South Wales (UNSW) in meeting its obligations to dispose of hazardous waste items, generated by workshops and research and teaching laboratories, in an environmentally safe manner.

Clear waste streams are needed in order to prevent the inappropriate mixing of incompatible substances and also so the cleaners and waste contractors are not exposed to the risk of unexpected hazards.

During the planning phase of projects, the hazards associated with the storage and disposal of wastes should be addressed and should include waste minimisation strategies.

This procedure applies to all UNSW facilities and operations where hazardous substances are used for research or teaching. It includes chemical waste (solids, liquids and gases), infectious and biological hazardous waste, general laboratory waste, glass, sharps, radioactive wastes and other hazardous liquids and materials.

All wastes from PC3 facilities (physical containment level 3) must be treated as potentially contaminated.

Where UNSW personnel are occupying a facility controlled by another organisation, that organisation's waste disposal procedures will need to be followed.

2. Definitions

Animal carcasses: deceased animals or animal tissue that has been used for research or teaching, and that does not contain other hazardous substances. Carcasses and tissues that have been contaminated with any other hazardous substances are Co-mingled waste.

Biological waste:

- any material from animals (including humans, birds and fish), plants and invertebrates, whether or not the material is recognisable, and including the whole organism (carcass)
- microorganisms (including protozoa & other parasites) fungi, archaea, bacteria, unicellular algae, viruses and viroids,
- anything else that could cause disease in a host (such as prions)
- genetically modified organisms (GMOs) or products from GMOs,
- SSBA's (see definition)
- any material that is contaminated with or potentially contaminated with any of the above, including:
 - disposable laboratory plastic-ware, petri-dishes, culture bottles, pipettes, disposable equipment, gloves, infected bedding, soil and water, left-over feed.

Broken glass: broken laboratory glassware. Considered a sharp and therefore must be disposed of into a rigid, puncture-proof container. Ordinarily, broken glass pieces will be placed into the 15 litre white buckets, particularly pieces that are too large to place in a laboratory sharps bin. Broken glass must be segregated into separate buckets labelled either Contaminated or Non-contaminated broken glass, with the nature of the contamination as described in 3.3 and 3.4.

Chemical waste: all chemicals, or materials that are contaminated with chemicals that are to be disposed. This includes but is not limited to explosive, flammable liquids/solids, poisonous, toxic, ecotoxic, infectious substances, waste oils/water,

hydrocarbons/water mixtures, emulsions; wastes from the production, formulation and use of resins, latex, plasticisers, glues/adhesives; wastes resulting from surface treatment of metals and plastics; residues arising from industrial waste disposal operations; and wastes which contain certain compounds such as: copper, zinc, cadmium, mercury, lead and asbestos.

Co-mingled waste: a combination of two or more waste categories, such as biological and radioactive waste, infectious and chemical wastes, animal tissues containing cytotoxic chemicals, oil-saturated rags (section 3.12).

Cytotoxic waste:

- waste materials that are or may be directly toxic to cells, kills cells, or prevent their reproduction or growth.
- waste material that is, or may be, contaminated with a cytotoxic drug during the preparation, transport or administration of chemotherapy. Cytotoxic drugs are toxic compounds known to have carcinogenic, mutagenic and/or teratogenic potential.
- waste materials that contain or may contain agents which, as a side effect, can damage healthy, noncancerous tissues or organs which have a high proportion of actively dividing cells.

Domestic waste: uncontaminated laboratory waste is similar to household waste, that is, paper, boxes, plastic wrappers, paper towels and any other disposable material that *has not been* in contact with chemical, biological, infectious, GMO, cytotoxic, SSBA, radioactive or other hazardous substances. Much of this waste can be recycled.

***Note:** Do not dispose of gloves, pipettes, plastic laboratory disposables, tips or tubes, whether or not they have come into contact with any contaminants, into a laboratory domestic waste bin.*

Double containment: any container of viable microorganisms must be transported between laboratories, or to pressure steam sterilizers within the building, within a second unbreakable and closed container. Both containers must be readily decontaminated. All GMOs must be transported according to the OGTR (Office of the Gene Technology Regulator) Guidelines for the Transport, Storage and Disposal of GMOs.

GMO: Genetically modified organism, as defined by the OGTR (Office of the Gene Technology Regulator).

General laboratory waste: potentially or actually contaminated laboratory waste. This includes paper, paper towels, gloves, pipettes, tips, tubes and other general laboratory material, including those that may be contaminated with trace amounts of infectious biological matter or chemical residues (such as absorbent materials that have been used to clean up spills or to disinfectant surfaces are included in general laboratory waste.

Hazardous waste: any laboratory or workshop waste that has the potential to cause harm to people or to the environment. It includes:

- explosive flammable liquids/solids, poisonous, toxic, ecotoxic, infectious substances, chemicals, potentially unstable substances,
- biological, clinical, GMO, Quarantine, SSBA wastes,
- waste oils/water, hydrocarbons/water mixtures and emulsions,
- wastes from the production, formulation and use of resins, latex, plasticizers, glues/adhesives,
- wastes resulting from surface treatment of metals and plastics,
- residues arising from industrial waste disposal operations, and
- wastes containing certain compounds such as: copper, zinc, cadmium, mercury, lead and asbestos.

Human tissue: recognisable human tissue or body parts.

Laboratory: facility where research and/or teaching may be carried out. Includes animal facilities, invertebrate facilities, and associated constant temperature rooms.

OGTR (Office of the Gene Technology Regulator): Federal body governing all aspects of work involving genetically modified organisms.

Plant workshop waste: typical waste includes hydrocarbons such as oil and grease, detergents, batteries, scrap metal, timber off cuts, perspex, fibre-glass, obsolete plant and equipment and building materials.

Safety Data Sheet (SDS): information sheet provided by the manufacturer/producer of a chemical or biological agent, that includes information & advice on safety requirements for the handling of that substance.

Sharps: objects or devices used in the laboratory or workshop, that have sharp points, protruding pieces or cutting edges that are capable of cutting or piercing the skin. This includes (loaded or empty) syringes with needles, suture needles, glass slides and coverslips, broken glass, broken tissue-culture plastic-ware, scalpel blades, box-cutter blades, broken bone edges, and pointy-tipped surgical instruments (eg small drill-bits, fine-nosed scissors and forceps). Sharps waste must be collected in a rigid, puncture-proof container (see AS4031). See also 3.3, and 3.4.

Radioactive waste: material that has a:

- A. specific activity greater than 100 becquerels per gram (2.7 nCi/gm or 2.7 μ Ci/Kg) **AND**
- B. total activity of one of the following:
 - i. greater than **40 kBq** (~ 1 μ Ci) of Group1 radionuclides, **OR**
 - ii. greater than **400 kBq** (~ 10 μ Ci) of Group2 radionuclides, **OR**
 - iii. greater than **4 MBq** (~ 100 μ Ci) of Group 3 radionuclides, **OR**
 - iv. greater than **40 MBq** (~ 1 mCi) of Group 4 radionuclides.

Note : UNSW cannot **dispose** of radioactive waste. It must be stored until the background level has reached an acceptable level. See section 3.9 Radioactive waste requirements.

Schedule 4 drugs: those drugs which are listed under Schedule 4 of the Standard for the Uniform Scheduling of Drugs and Poisons (SUSDP), and are known as Prescription Only Medicine or Prescription Animal Remedy.

Schedule 8 drugs: those drugs which are listed under Schedule 8 of the Standard for the Uniform Scheduling of Drugs and Poisons (SUSDP) which is incorporated within the Drugs and Poisons and Controlled Substances (DPCS) Act and are also known as Drugs of Addiction.

SSBA (Security Sensitive Biological Agent): Biological agents considered a security concern in Australia, according to the Federal Government's Department of Health and Ageing.

3. Waste disposal requirements

3.1 General requirements

3.1.1 Responsibility

Managers and supervisors must ensure that:

- a) staff and students implement the requirements described in this document;

- b) hazardous waste is identified and segregated into the appropriate waste streams;
- c) hazardous waste is stored, labelled and transported appropriately;
- d) staff receive appropriate training that includes waste segregation, storage requirements, transportation requirements, labelling, emergency procedures, spill control and awareness of all associated hazards.

All hazardous waste generated for the purposes of research or teaching shall be:

- a) managed as described in Sections 3.2 to 3.14 of this Guideline.
- b) segregated into the waste categories identified in Table 1 Hazardous Waste Categories;
- c) clearly labelled using the UNSW Hazardous Waste Label. Additional information may be added if required.

There must be ready access to spill kits and appropriate Personal Protective Equipment (PPE) close to the waste storage location.

3.1.2 Waste labels

The UNSW Hazardous Waste Label requires the following information to be included:

- **Waste Category:** _____
- **Specific hazard information:** _____
- **Waste Generator:** person responsible for the waste
- **Date:** date or period over which the waste was generated
- **Building:** Building and building number
- **Room:** where the waste was generated (laboratory or facility, room number)

Table 1: Hazardous Waste Categories

Waste Category & Colour Code	Waste Descriptor (See Section 3 Definitions)	Specific Category Information	Legislation, Australian Standard
Domestic	Paper and plastics	3.2	<ul style="list-style-type: none"> AS/NZS 2243.3
Broken glass	Broken glass – non contaminated	3.3	<ul style="list-style-type: none"> AS/NZS 2243.1
Sharps	Sharps e.g. scalpel blades, syringe needles	3.4	<ul style="list-style-type: none"> AS/NZS 2243.3 AS 4031
Chemical	Chemical	3.5	<ul style="list-style-type: none"> NSW WHS Act and Regulations POEO Act 1997 AS/NZS 2243.2
Biological	Infectious, Biological, Clinical, GMO, human blood or body fluids, infectious animal carcasses or material, SSBA	3.6	<ul style="list-style-type: none"> AS/NZS 2243.3 AQIS Gene Technology Act and Regulation National Security Act and Regulation
Animal Carcasses	Animal carcasses	3.7	<ul style="list-style-type: none"> AS/NZS 2243.3 & .4
Cytotoxic	Cytotoxic drugs or materials contaminated with cytotoxic drugs	3.8	<ul style="list-style-type: none"> AS/NZS 2243.1
Radioactive	Radioactive waste (Stored at UNSW until decayed)	3.9	<ul style="list-style-type: none"> NSW Radiation Control Act and Regulation AS/NZS 2243.4
Schedule 4 and Schedule 8 Drugs	Prescription only drugs (S4) and Drugs of addiction (S8)	3.10	<ul style="list-style-type: none"> NSW Poisons and Therapeutic Goods Act and Regulation
Human Tissue	Recognisable Human Tissues or body part	3.11	<ul style="list-style-type: none"> NSW Anatomy Act and Regulation
Co-mingled	Mixed waste categories	3.12	<ul style="list-style-type: none"> AS/NZS 2243.3
General Laboratory Waste	General laboratory disposable materials eg. including soft waste (PPE) and tips/tubes contaminated with residues including absorbent materials used with disinfectants.	3.13	<ul style="list-style-type: none"> Health Industries Resources, waste management EMIAA
Plant Workshop Waste	Typical waste includes hydrocarbons such as oil and grease, detergents, batteries, scrap metal, timber off cuts, perspex, fibre glass, obsolete plant and equipment and building materials	3.14	<ul style="list-style-type: none"> DECCW

3.1.3 Table 2: UNSW Hazardous Waste Collection Days

Waste Type	Email - must be received by:	Collection Day
Biological	10am, 2 working days before collection needed	Every work day, early
Chemical	Close of business, Mondays	Thursdays 8am – 4pm

Email the Biological (OHS015) and Chemical (OHS014) waste request forms to: fmgeneralservices@unsw.edu.au .

For problems with missed pick-ups, phone FM Assist: 9385 5111, or email.

3.2 Domestic Waste disposal

Domestic waste must only be placed in a bin labelled “Domestic Waste Only”. This may also include uncontaminated and non-GMO plant material. Domestic waste must not be mixed with any other waste category and so bins are lined with black plastic in order to differentiate domestic waste from other types of waste.

If domestic waste is contaminated, it takes on the waste category of the contaminating material.

Any domestic-type waste generated in a PC3 facility must only be removed from the facility following autoclaving in a double-ended autoclave.

Uncontaminated paper and cardboard may be placed into the blue paper recycling wheelie bins.

Labelling

- The bin for collecting non contaminated waste must be labelled as “**Domestic Waste Only**”.

Storage

- Black-plastic lined bin.

Disposal

- Cleaning staff collect Domestic Waste Only bins at least weekly. They will not touch Domestic Waste bins that contain non-domestic type wastes (gloves, pipettes etc). Domestic waste is removed from UNSW by separate waste contractors.

3.3 Broken Laboratory Glass Waste disposal

- Broken glass is considered a Sharp and must be disposed of into a rigid, puncture-proof container that meets Australian Standard requirements (see AS 4031).
- All large pieces of broken glass are to be collected in the white 15L lidded buckets.
- The bucket must be labelled “Uncontaminated broken glass” unless the glass has been contaminated.
- Contaminated broken glass must be segregated from non-contaminated broken glass and labelled as “Contaminated broken glass”, and the nature of the contamination specified.
- *NOTE:* If contaminated glass ends up in the bucket with uncontaminated glass, the bucket must be labelled according to the contamination as “Contaminated broken glass”.
- Small glass items, such as pasteur pipettes, glass slides, cover slips and small glass vials can be disposed of into yellow sharps containers. See also 3.4.

The white 15L buckets are available from:

- Faculty of Science WebStore, Lowy Building LG08 x52007 (link, Section 5.3)
- Chemistry Store, Applied Sciences Building F10 – ext 54695

When disposing of any broken glass, ensure any contamination hazard is taken into account before disposal.

Note: Only glass “sharps” are to be placed in buckets that are labelled as containing broken glass. Do not mix broken glass with sharps of other materials or with other types of waste.

Labelling

- The broken glass waste label requires the following information:

Waste Category: (type of) Broken glass

Specific hazard information: Broken Glass – keep lid closed

Waste Generator: person responsible for the waste

Date: date or period over which the waste was generated

Building: Building and building number (grid code)

Room: where the waste was generated (laboratory or facility, room number)

Storage

- All broken glass must be stored in a white 15L broken glass bucket with the lid closed.

Disposal

- When the glass bucket is full, close the lid and fill out a chemical waste request form identifying the number of glass buckets to be removed. All waste request forms should be to fmgeneralservices@unsw.edu.au.

3.4 Sharps Waste disposal

All sharps are to be collected in a rigid, puncture-proof container that meets Australian Standard requirements (see AS 4031).

Large broken glass pieces are collected in the *white buckets* (described in 3.3).

Small items with sharp edges are collected in the *yellow* sharps bins, unless they contain cytotoxic contamination and must therefore be discarded into a purple cytotoxic sharps bin. Fill the bins up to the level indicated on the front label. Overfilling the bins can result in sharps injuries, so do not overfill them. Do not force items into the container.

No sharp is to be discarded into anything other than a designated sharps bin (see figure 1) or a designated white bucket as described in 3.3.

The sharps bins are to remain in the area where the sharps are generated until the container is full or the container is no longer required. The bins are to be locked closed and removed from the area to the relevant (biological/cytotoxic) waste collection point

- The bins **must not be used** unless properly assembled, as this can increase the risk of a sharps injury.
- The bins **must not be used** for any other purpose than for the disposal of sharps, **including** (where present) the use of half an unassembled bin for ANY other purpose, as this can lead to confusion and possible sharps injuries.

Note : do not dispose of liquids into sharps bins. They are not leak-proof.

UNSW supplies Australian Standard AS 4031 approved sharps containers for free. They are available from (see link 5.3):

- Faculty of Science WebStore, Lowy Building LG08 x52007
- Chemistry Store, Applied Sciences Building F10 – ext 54695

Figure 1: Sharps containers – yellow for biological, purple for cytotoxic, white for broken lab glassware and larger sharps



Labelling

- The sharps bin requires the following additional information to be included:

Waste Generator: person responsible for the waste

Building: Building and building number (grid code)

Room: where the waste was generated (laboratory or facility, room number)

Storage

- Sharps waste must be stored in an appropriate sharps bin (figure 1) which is kept near to where the sharps are generated.

Disposal

- When the sharps bin is full, the lid must be closed and then locked by pressing in the locking mechanism. Yellow sharps bins are discarded into yellow biological waste bins, and purple cytotoxic sharps bins are discarded into the purple cytotoxic bins at a waste collection point (see the Biological Waste Collection Schedule) or to the upper campus biological waste store.

Note: *Don't autoclave sharps bins:*

- *the plastic will melt, potentially leaving exposed sharps*
- *melted plastic can block the autoclave's vent mechanism*
- *there may be chemical residues which could be explosive, corrosive or produce toxic fumes*

3.5 Chemical Waste disposal

Hazardous substances must, under no circumstances, be allowed to enter storm water drains. **Do not dispose of hazardous substances or dangerous goods down the sink.** In addition, careful consideration shall be given to the location and bunding of chemical waste containers to ensure any potential leaks do not enter drains, including storm water drains.

Chemical wastes must be segregated according to 3.5.4(b).

Spill kits must be available for all types of hazardous waste generated and staff trained and competent in spill clean-up procedures.

Where metal drums are used for waste transport, they must be compatible with the liquids they are intended to contain, and must be placed in spill containment trays at all times to contain the waste in the event of a leak.

Empty glass containers, such as Winchesters, must not be used to collect or store chemical wastes. See 3.5.3 for disposal. Glass containers should be packaged to minimise damage to the container. Glass winchesters should be transported in polypacks, racks, or other suitable non breakable container.

3.5.1 Liquid-waste containers

Liquid-waste containers (available from the upper and lower campus stores) must be kept closed (sealed) at all times except when you are actually adding waste. Sealing closed with cork, rubber, or ground-glass stoppers; aluminum foil; and polyethylene film or parafilm are not considered adequate. Open the container for only as long as you need to add the waste.

A container with a funnel in the opening is not considered closed unless the funnel itself seals to the container and would prevent spillage.

If the waste is likely to generate gases during storage, vented caps should be used. These wastes must be stored so that vented fumes do not pose a hazard.

3.5.2 Secondary containment (bunding) of liquid waste

All liquid waste containers must be banded i.e. the waste container placed within an embankment or secondary container in order to prevent any spills from travelling, in order to contain any liquid in the event of an emergency spill or leak.

These secondary containers must be compatible with the chemicals they are intended to contain. The height of the bund required will depend on the potential total of the volume of liquid in storage, and the bund volume normally is 120% of the volume. Segregation of incompatible hazardous wastes must be observed.

3.5.3 Empty chemical containers

Containers that are empty, or contain only small residual amounts of liquid, are disposed of as chemical waste and must be identified as 'empty' on the Chemical Waste form.

3.5.4 Specific Hazardous Waste

- **Peroxide forming compounds** (e.g. diethyl ether,) must have a date of receipt and opening written on the container. The maximum storage period must not have expired. This is generally six months. If the storage period has expired, you must contact the HS Unit.
- **Unknown waste** is handled on a case by case basis.
 - Avoid generating unknowns by keeping the chemical register up to date and keeping good records of the waste you produce.
 - Diligently label all waste containers.
 - On completion of research projects, and before leaving the University, research staff and students must decontaminate equipment, and either dispose of their chemicals and samples, or pass them on to their Supervisor.
- **Explosive waste** is handled on a case by case basis.
 - Avoid generating this waste by storing the chemical as recommended on the SDS.
 - Diligently observe the expiration dates on chemical labels.
- **Radioactive liquid wastes** measured **above** background levels are not allowed to be disposed of. See Section 3.9.1 for handling this waste.
- **Tissue samples in fluid**, such as animal or human tissue samples fixed in formalin, are disposed in the following manner:
 - Drain off the fluid into a chemical waste container (no solid pieces are to remain in the fluid). This fluid becomes chemical waste, must be labelled according to it's hazard and is collected by the chemical waste contractor.
 - The solid wastes are wrapped so that they are unidentifiable as tissue, and don't leak. They become solid chemical waste, must be labelled according to the chemical hazard and collected by the chemical waste contractor.

Labelling

- The Chemical Waste label requires the following information:

Waste Category: Chemical Waste

Specific hazard information: Name of substance or, if a mixture, the list of ingredients. Add DG class, if relevant

Waste Generator: person responsible for the waste

Date: date or period over which the waste was generated

Building: Building and building number (grid code)

Room: where the waste was generated (laboratory or facility, room number)

Storage

a) Collection Point

Ensure there are defined waste collection points in each area or building and that these areas have restricted access to members of the public. If the waste collection point is inside the laboratory, occupants are to ensure the area is kept clear, is dedicated to waste storage and is labelled accordingly. Bund the waste collection points appropriate to the size of the container(s).

b) Waste Segregation

The rule is the same for chemical waste as it is for chemical storage. Waste should be segregated in accordance with chemical compatibility and Dangerous Goods class.

Where many different substances are being used and it is not practicable to have separate containers for each individual substances the following waste categories are acceptable:

- Halogenated Hydrocarbons
- Non-Halogenated Hydrocarbons
- Aqueous Waste – Acid [dilute solutions less than 5M*]
- Aqueous Waste – Alkali [dilute solutions less than 5M*]
- Aqueous Waste with Heavy Metal Content
- Aqueous Waste with non-Heavy Metal Content

Note *: *Any acids or alkalis more concentrated than this should not be mixed. They should be stored as their individual constituent (eg. Hydrochloric acid, Nitric acid etc) for pick-up by the chemical waste contractor. Alternatively, they could be diluted or neutralised, following a safe work procedure, and put out for collection.*

Disposal

- For collection of chemical waste, please complete a chemical waste request form.
- All waste request forms should be emailed to: fmgeneralservices@unsw.edu.au

3.5.5 Other Hazardous Waste

- **Polychlorinated biphenyls (PCBs)**

At no stage should polychlorinated biphenyls (PCBs) or other halogenated compounds be mixed with other waste. These require special disposal through the Health & Safety Unit.

Note: *Refer to OHS301 PCB Spill Response and Disposal Procedure*

- **Asbestos**

Where asbestos material has been identified or is suspected within the infrastructure of a building i.e. pipe lagging, roof sheeting, wall insulation etc., you must contact your Faculty or Divisional Client Manager.

Contact the HS Unit if you have ovens, furnaces or other laboratory equipment which you suspect may pose an asbestos risk. The waste contractor currently used by UNSW for Chemical Waste removal is also licensed to accept Asbestos waste.

3.6 Biological Waste disposal

The process selected for the decontamination of biological waste must be periodically validated to ensure ongoing efficacy.

Note: *some biological agents, such as Prions, may require more than one decontamination method to successfully render them non-viable. Refer to AS/NZS2243.3 to check the requirements for your biological agent.*

Note: *All Security Sensitive Biological Agents (SSBA) waste disposal must also follow the Department of Health and Ageing requirements, in*

consultation with the UNSW HS Unit, and in addition to Section 3.6 of this guideline.

Biological waste is either liquid, non-liquid waste (solid), or mixed. The following describes the methods for the treatment and disposal of each type.

The yellow biological waste bins and sharps containers, and the purple cytotoxic waste bins and sharps containers, must be locked closed once full, and must be locked for transport.

3.6.1 Liquid biological waste

(a) Chemical decontamination

Liquid biological waste that contains or potentially contains infective agents or GMOs, can be decontaminated by using the appropriate chemical decontaminant, such as identified in AS/NZS2243.3:2010 Appendix F. Once decontaminated, the waste is disposed of as *chemical waste* and collected by the chemical waste contractor.

The UNSW *Guideline for the disinfection of tissue culture waste* (HS324) includes dilution tables for the use of bleach and iodine, to help select the appropriate final concentration of the decontaminant.

Warning:

DO NOT chemically treat the waste AND then autoclave it. This can lead to an explosion due to the creation of a flammable atmosphere, as well as corrosive and toxic atmospheres inside the autoclave. Once chemically treated, the waste is disposed of as *chemical waste*.

(b) Untreated liquid biological waste

Liquid biological waste that contains or potentially contains infective agents or GMOs, can be sealed into 1 litre bottles and placed into the yellow Clinismart bins. A maximum of 3 litres (bottles) per bin is permitted.

(c) Waste containing cytotoxic substances

Liquid cytotoxic waste can be sealed into 1 litre bottles and placed into the purple Cytosmart bins. A maximum of 3 litres (bottles) per bin is permitted. See also, Section 3.8.

3.6.2 Non-liquid (solid) biological waste

Solid biological waste is disposed of in one of two different ways. See 3.6.2 a) and b).

- No animal carcasses are to be placed into any domestic waste bin. All carcasses are to be disposed of as biological waste.
- Carcasses that contain infective agents or viable GMOs should be autoclaved before disposal. They must go out as biowaste, whether or not they've been autoclaved.
- If the waste is likely to putrefy before the day of biowaste collection, it is advised to either freeze it or put it in a cold-room until the afternoon before the day of collection, and then take it to the yellow bin. The waste contractors usually arrive very early in the morning.
- Remember, you must double-contain all of the above waste for transport to the autoclave or yellow bin.
- If using the new 64 litre Clinismart bin system (Figure 3), solid GMO waste and small animal carcasses can be placed directly into these bins without autoclaving. The bin liner must be sealed closed and the bin-lid locked for transport.

- To disposal of laboratory-animal waste and bedding, and plant soil and containers:
 - If the waste is **not** contaminated with infectious microorganisms, GMOs, radiation or chemicals, it may be disposed of as solid domestic waste. No such waste is to be disposed of to building drainage, storm water or sewerage system. If you need extra regular green wheelie bins for this domestic waste, contact FM Assist on 9385 5111 .

(a) Autoclave method

Note: You must follow the autoclave process described in **Appendix 1: Autoclave Requirements**.

- Waste is contained in autoclave or clinical waste bags that have the biohazard symbol on the outside. The waste is autoclaved according to the requirements in AS/NZS2243.3. See *Appendix 1: Autoclave Requirements for autoclaving biowaste*.
- Once autoclaved, the treated waste is labelled (see 3.1.4) and placed into a yellow biowaste bin for collection by the Biowaste contractor

(b) Non-autoclave method

- In those areas using the yellow, 240L wheelie bins, and where there is no access to an autoclave, biological waste is placed into an autoclave or clinical waste bag with the biohazard symbol on the outside, or wrapped in opaque wrapping with a biohazard symbol applied to the outside. The waste is labelled according to 3.6.5, and placed into a yellow biowaste bin for collection by the Biowaste contractor.
- If using the new 64L Clinismart bin system (Figure 3), the bin itself needs to be lined (available from Stores). Solid biological waste can be placed directly into the bin. The bin liner must be sealed closed, and the bin lid locked, for transport to the biowaste store.

3.6.3 Mixed biological waste

An example of mixed waste would be tissues in a chemical fluid bath, such as when fixed in formalin. These are disposed of as chemical waste in the following manner:

- Drain off the fluid into a chemical waste container (no solid pieces are to remain in the fluid). If the fluid contains viable microorganisms or GMOs, it must be chemically treated (Appendix F in AS/NZS2243.3). This fluid becomes *chemical waste*, must be labelled according to it's hazard and is collected by the chemical waste contractor.
- The solid wastes are wrapped so that they are unidentifiable as tissue, and don't leak. If the tissue contains cytotoxic chemicals it must be disposed of as cytotoxic waste into a purple cytotoxic bin (see 3.8). In all other cases they become solid *chemical waste*, must be labelled according to the chemical hazard and collected by the chemical waste contractor.

3.6.4 Liquid biological waste disposal

If this waste is chemically decontaminated, the liquid become chemical waste and must follow the requirements for the disposal of chemical waste described in 3.5.

3.6.5 Non-liquid (solid) biological waste disposal

Labelling

- All biological waste (that is not contaminated with cytotoxic chemicals or dangerous goods) must be either:

- placed directly into a lined, 64L Clinismart bin or
 - collected in a robust plastic bag (autoclave or yellow clinical waste bag) and double-contained for any transport outside of the facility (eg to the autoclave or to the biowaste store). The outside container must display the biohazard symbol (figure 2).
 - Solid waste, such as whole or part animal carcasses, or recognisable human tissue, must be wrapped so that contents are not visible or identifiable.
- Biowaste that is disposed of into the yellow 240 L wheelie-bins must have the following label:

Waste Category: eg Biological waste

Specific hazard information: if relevant eg Risk Group 2 or Infectious waste etc. If it is infectious, include DG 6.2.

Waste Generator: person responsible for the waste

Date: date or period over which the waste was generated

Building: Building and building number (grid code)

Room: where the waste was generated (laboratory or facility, room number)

Figure 2: - Hazard symbols for biological waste



Storage

- Biological waste in robust plastic bags must be contained in a solid-based container with a lid. The container is to be labelled “Biological Waste” and must display a biological hazard symbol (see figure 2).
- If the waste is likely to putrefy before the day of biowaste collection, it is advised to either freeze it or put it in a cold-room until the afternoon before the day of collection, and then take it to the yellow wheelie-bin. The waste contractor often arrives very early in the morning.

Disposal

- UNSW provides a biological waste contractor to remove biological waste from all University campuses. For the location of the nearest biological waste collection points (yellow biological bins, figure 3) contact FM Assist by emailing fmgeneralservices@unsw.edu.au.

Figure 3: - biological waste bins

240L Yellow Biological Waste Wheelie Bin	64L Yellow Biological-waste Clinismart Bin
---	---



- People in the Lowy, Wallace Wurth and the Biological Sciences buildings take their biological waste to the upper campus Biological Waste store (LG41), where it is collected by the biological waste contractor.
- A number of other laboratories across campus are on a regular biological waste collection schedule.
- Contact fmgeneralservices@unsw.edu.au for further information, to be included on the regular collection schedule or to arrange a one-off collection. For irregular and one-off collections, you will need to complete the biological waste collection form (OHS015) and email to FM general waste services.

3.7 Animal, plant and invertebrate carcasses and related wastes disposal

All animals (including human, birds and fish), plants and insect carcasses from all research and teaching areas are to be collected in autoclave or yellow clinical waste bags, displaying the biohazard symbol. These must go out as biological waste. (See also 3.6.5)

Additional *specific* precautions and requirements apply to any carcasses that are contaminated with radioactive material (3.9), chemicals (3.5), cytotoxics (3.8), or that contain infectious agents or GMOs (3.6). See each of the individual hazard categories on how to deal each of these.

Carcasses that contain cytotoxic substances must be put into the purple cytotoxic bins for incineration. (See 3.8)

No carcasses are to be placed into domestic waste bins.

Any *uncontaminated* solid animal waste products and bedding, plant soil and containers and insect wastes (ie that are **not** contaminated with infectious microorganisms, GMOs, radioactive material or chemicals) may be disposed of as solid domestic waste. No such waste is to be disposed of to building drainage, storm water or the sewerage system. If you need extra regular green wheelie bins for this domestic waste, email your request to fmgeneralservices@unsw.edu.au.

Labelling (for non-Clinismart bins)

- The Carcass waste label requires the following information:
Waste Category: eg Animal carcass, or, fish carcasses, etc

Specific hazard information: If infectious, add DG 6.2 infectious waste, if also contains a toxic, corrosive or some other DG, that symbol must also appear on the label.

Waste Generator: person responsible for the waste

Date: date or period over which the waste was generated

Building: Building and building number (grid code)

Room: where the waste was generated (laboratory or facility, room number)

Storage

- Carcasses must be contained in a robust plastic bag and preferably stored in a **minus 20 °C** freezer, or at least in a cold room.
- For buildings that regularly generate carcasses and use the upper campus BioSciences biological waste store (LG41), carcasses are to be stored in the freezer or cold room until the evening before collection, when they are to be moved to the waste store.
Note: biological waste is collected on a regular work day morning. There is no pick-up on weekends, public holidays or over the Christmas shutdown so avoid taking waste to the store if it won't be collected for several days.
- Carcasses are either biological waste or cytotoxic waste. They must go into either a yellow or purple bin with the respective yellow biohazard or purple cytotoxic symbol on it, as appropriate.
- For other areas that are either not regular generators of carcasses or do not have access to the upper campus biowaste store, their freezer or cold room needs to be listed as one of the Biological waste Contractor's waste collection points and the contractor will go to this area (on request) to collect the carcasses. Any specific hazard must be noted on the carcass label.

Disposal

- The biowaste contractor visits campus daily, in the mornings, and will attend to carcass waste in the upper campus biowaste store, any of the regular carcass collection points and any of the sporadic collection points that have indicated they have carcass waste to collect.
- Due to the irregular demand for the collection of carcasses in some areas, these areas will need to email the biological waste request form (OHS015) for removal of carcasses on each occasion to fmgeneralservices@unsw.edu.au.
- To find out the location of your nearest collection point, or to have your carcass freezer or cold room added to the collection schedule, email fmgeneralservices@unsw.edu.au

3.8 Cytotoxic Waste disposal

All cytotoxic drugs and related wastes, and any Schedule 4 drug waste, must be placed into the purple cytotoxic bins: Cytosmart bins, purple sharps containers, and/or purple lined waste bins, with the white telophase cytotoxic symbol (figure 4). See also 3.6.

The bins should be identified as 'Cytotoxic waste – incinerate at 1100°C'.

Liquid cytotoxic waste can be sealed into 1 litre bottles and placed into the purple Cytosmart bins. A maximum of 3 litres (bottles) per bin is permitted.

If you are using cytotoxic chemicals please contact the HS Unit on extension 51565 for storage and disposal requirements.

- **Animal, plant and fish carcasses** containing cytotoxic chemicals must be bagged according to 3.8 requirements and *also* CLEARLY labelled with the Cytotoxic Waste symbol, including information about the chemical. These go into purple cytotoxic bins. Do not put these carcasses into the yellow biological waste bins because these carcasses *must* be incinerated (not autoclaved and then incinerated).

Labelling

- Where cytotoxic waste is collected into the purple plastic bags, the cytotoxic hazard symbol must be displayed (figure 4) and the following label affixed:

Waste Category: Cytotoxic Waste – incinerate at 1100°C

Specific hazard information: Toxic Risk, DG Class 6, name of chemical(s)

Waste Generator: person responsible for the waste

Date: date or period over which the waste was generated

Building: Building and building number (grid code)

Room: where the waste was generated (laboratory or facility, room number)

Figure 4: Hazard symbol for cytotoxic waste



Figure 5: Purple – cytotoxic waste bins

64L Cytosmart Waste bin; various purple waste bins



Cytotoxic Sharps bin



Storage

- Cytotoxic waste in robust plastic bags must be contained in a solid-based container with a lid and the container labelled "Cytotoxic Waste" and display a Cytotoxic hazard symbol (see figures 4 and 5).

Disposal

- Cytotoxic waste (purple cytotoxic waste bins) is collected from all biological waste collection points by a clinical waste contractor. Contact FM general services, fmgeneralservices@unsw.edu.au for any enquiries.

3.9 Radioactive Waste Requirements

Radioactive Waste cannot be disposed unless there has been special permission from the Office of Environment and Heritage (OEH).

Only material having less than the following activity may be disposed of as waste:

- a)** a concentration activity of less than 100 Bq per gm [2.7 mCi/kg] (ie not radioactive according to the legal definition) **OR**
- b)** Total activity of a given quantity of waste is <1 where Total Activity = $A1/40 + A2/400 + A3/4000 + A4/40000$ **AND**
 - A1 represents the total activity (kBq) of group 1 radionuclides
 - A2 represents the total activity (kBq) of group 2 radionuclides
 - A3 represents the total activity (kBq) of group 3 radionuclides
 - A4 represents the total activity (kBq) of group 4 radionuclides

Radioactive waste must be stored until the activity has reduced to the described, acceptable level. Once the levels have reduced to less than **a)** or **b)** above, it can be disposed of as hazardous waste by faxing to the HS Unit (x52365) with a Radiation Declaration form.

The Radioactivity Decay Reckoner calculates when radioactive waste will decay to levels determined by the OEH, which will allow its removal by contractors as chemical waste."

- **Carcasses** containing **ionising radiation** must be bagged and labelled according to 3.7 Carcass Waste requirements and stored frozen. It must be appropriately shielded until the radiation activity meets the requirements in points **a)** or **b)**.
 - They must not be autoclaved until the activity meets points **a)** or **b)**.
 - Carcasses must also be labelled with the Radiation Hazard symbol.
 - This waste could include associated bedding, soil and containers.
 - The freezer must show the Radiation Hazard symbol.

Please contact the UNSW Radiation Safety Officer on ext 52912 for advice regarding your radioactive waste disposal requirements.

3.9.1 Liquids

Liquid Radioactive Waste

1. Radioactive liquid waste should be kept in a container labelled 'Radioactive Waste' until it is suitable for disposal. Labelling needs to include the following information:
 - a) Type of Radioisotope;
 - b) Calculated Activity at date of Radioactive Waste Disposal Request (Bq/gram);
 - c) Contact name of waste generator and phone number;
 - d) Originating School.

2. Radioactive organic solvent waste and water solutions should also be kept separate even if they are of the same radioisotope.
3. Radioisotopes which have short half lives, (eg. P^{32}) should be kept for a period of time depending on volume and activity (see 3.9 b) until the radioisotopes have decayed to below OEH disposal levels. This waste can then be disposed of as normal chemical waste (provide **former** radioactive details on the chemical waste form and fax to HS Unit).

Mixed radioactive liquid wastes with short-lived isotopes [e.g., <30-day half-life (^{32}P)] should be segregated from isotopes with half-lives between 30 and 90 days (^{35}S , ^{125}I) and from long-lived isotopes (3H , ^{14}C).

You must maintain an inventory of all activity added to waste containers, in order to ensure that the activity limit of 100 Bq/gm is not exceeded. They are usually measured quantities and should not be difficult to add up. Where total activity may exceed the limit, there are a number of alternatives:

- a) Short half life radionuclides, can be allowed decay in storage until appropriate levels are reached.
- b) For long half life radionuclides, it may be possible to mix differing levels of waste activities of the same radionuclides, to ensure that the total activity for that radionuclide remains below 100 Bq/gm.

Note: Do not mix different radionuclides

- c) If this is not possible, carefully decant ONLY the high level scintillation liquid into a suitable vessel for long term storage. Label this as above and send a signed Radiation Waste Transfer form to the HS Unit.

Scintillation Waste and Scintillation Vials

To dispose of scintillation vials and their contents:

1. Collect sealed vials into a metal or fibreboard drum (available from HS Unit) which has been lined with a strong plastic bag.
2. Seal the inner liner.
3. Seal the drum.
4. Label the drum with:-
 - a) your name
 - b) your laboratory
 - c) a description of the contents
 - d) the radionuclide
 - e) activity (Bq) of isotope at current date
 - f) weight (kg) of waste
 - g) the date
5. Send a signed Chemical Waste form *including* the above information to HS Unit.

Liquid scintillation vials and contents may be disposed of together *if* the activity concentration is below 100 Bq per gm (2.7 mCi per kg). Keep this type of waste separate and place in a hazardous waste drum lined with a strong plastic bag. Identify separately on the Chemical Waste form. Scintillation waste with activity concentration above 100 Bq per gm (2.7 mCi per kg) must be stored. Please contact the UNSW Radiation Safety Officer on ext 52912 for advice.

3.9.2 Solids

Solid radioactive waste (contaminated pipette tips, lab coats, gloves, absorbent materials used to mop up spills etc.) should be placed in a suitable container appropriate to the radioisotope (eg. Fibre drums) and then contact the Radiation Safety Officer on ext x52912. The container should be lined with a thick strong plastic bag and labelled with radioactive hazard signs and completed waste labels.

All Radiation Hazard signs and labels must be removed from items before placing them into the lined container. This container must have the Radiation

Hazard signs and labels on the outside and can be used until full. Contact the HS Unit in order to have the waste transported to the University's radiation store.

All requests for the pick-up & transfer of radioactive waste should be faxed to 9385 2365.

3.10 Scheduled Drugs Waste Requirements (S4 and S8 drugs)

Schedule 4 drug waste is to be discarded into the purple cytotoxic waste bins.

Schedule 8 drug waste must be destroyed in the presence of a duty pharmacist and can be arranged by contacting the HS Unit. For information relating to the Schedule 8 drugs of addiction, see *Schedule 8 Drugs Procedure OHS 331*.

3.11 Human Tissue Waste disposal

If you are disposing of recognisable human tissue, please contact fmgeneralservices@unsw.edu.au to make a special arrangement for collection.

3.12 Co-mingled Waste disposal

When dealing with mixed waste streams, e.g. biological and radioactive, infectious material and animal carcasses, cytotoxic material and animal carcasses, chemicals and solids, you must ensure that you address all hazards associated with the storage and disposal of the waste. This should be done during the planning phase of the project, and should include waste minimisation strategies.

Before combining wastes and prior to storage or disposal, an assessment of each situation shall be conducted by the generator of the waste or their supervisor, and approved by the area supervisor or laboratory manager.

Contact the HS Unit if you need further information regarding co-mingled waste.

3.13 General Laboratory Waste disposal

General laboratory waste is disposed of *either* as Chemical waste *or* as Biological waste, depending on the hazardous nature of the residue. It is not domestic waste.

General Laboratory Waste includes all waste paper, gloves, laboratory plastic-ware (eg plastic pipette tips, plastic tubes, petri-dishes, *whether or not they have been used*) or other general laboratory material that is or may be contaminated with chemical or biological residues.

Absorbent materials and disinfectants that have been used to decontaminate surfaces or spills must be treated as General Laboratory Waste and disposed of as chemical waste. They must not be treated as Domestic Waste.

3.13.1 From chemical and teaching laboratories as well as workshops

This waste is considered to be chemical waste and put out for collection by the Chemical Waste Contractor.

3.13.2 From (micro)-biological and teaching laboratories as well as animal facilities

This waste is considered to be biological waste and put into the yellow bins for collection by the Biological-Waste Contractor (*unless* it has been chemically decontaminated).

Labelling

- The General Laboratory Waste label requires the following information:

Waste Category: General laboratory waste

Specific hazard information: Chemical residue (or Biological residue – depending on the type of lab where the waste was generated). If relevant, add the DG information or the biohazard symbol to the outside of the container.

Waste Generator: person responsible for the waste

Date: date or period over which the waste was generated

Building: Building and building number (grid code)

Room: where the waste was generated (laboratory or facility, room number)

Storage

- All **General Laboratory Waste** must be collected in a robust plastic bag. The robust plastic bag must be contained in a solid-based container with a lid, and labelled “General Laboratory Waste”. If it is biological waste it goes into a yellow bin. If it is chemical waste it goes to the chemical waste collection point.

Disposal

- General Laboratory Waste that may contain chemical residues **must not** be autoclaved. It is critical to label and segregate the various waste streams in your laboratory to ensure that no chemical waste is autoclaved. Traces of hazardous chemical substances could result in an explosion, inside the autoclave, and injury and/or release of toxic vapours. All waste collected by the Chemical contractor goes for incineration.
- General Laboratory Waste from biological workplaces can be taken to any Biological Waste collection point and placed directly into a yellow Biological Waste bins. These bins will be collected by the biological waste contractor according to the biowaste collection schedule.
- General Laboratory Waste that contains cytotoxic residues must be disposed of as cytotoxic waste into the purple bins.

3.14 Plant Workshop Waste disposal

Typical plant workshop waste includes hydrocarbons (such as oil and grease), detergents, batteries, scrap metal, timber off cuts, perspex, fibre-glass, obsolete plant and equipment, and building materials.

a) Treat the following workshop waste as chemical waste:

- hydrocarbons (eg oil or grease),
- asbestos (you must contact FM General Services for advice on handling asbestos),
- batteries (some batteries can be recycled, see 3.15),
- paints
- other chemicals used in the workshop.

b) All other waste must be placed in suitable waste receptacles before disposal in a skip or other appropriate container for reuse or recycling (eg scrap metal, timber off cuts, perspex, fibre glass, obsolete plant and equipment and building materials).

- If any of these wastes or materials have been mixed or contaminated with chemicals then they should be discarded as Chemical Waste (section 3.5).

Labelling

- The bin for collecting non contaminated workshop waste must be labelled in order to ensure it is segregated from chemical or other waste streams.

Storage

- A robust container appropriate to the material being stored, eg metal bin for steel waste.

Disposal

- Staff or students must dispose of waste in an appropriate skip or container for reuse, recycling or collection by a contractor.
- Skips will be collected as scheduled or upon demand by contacting FM General Services.
- Facilities cleaning staff will only collect domestic waste and not plant workshop waste.

3.15 Miscellaneous (batteries, mobile phones)

Batteries

Batteries of any description should not be disposed of with general waste. They contain heavy metals and other contaminants that leach from the casing and could contaminate groundwater.

Spent batteries that are C-size and smaller, and all button batteries from your small laboratory devices, can be recycled by depositing them in the specific recycling tubes at various collection points. Many schools and areas have their own battery-recycling tubes. There are also recycling tubes at the following locations:

- FM Assist, Level 2 Mathews Building
- Arc reception, Ground Floor, The Blockhouse
- The Chancellery, Level 1

Note: *“wet” batteries are not accepted for recycling.*

All other batteries are disposed of as chemical waste (Section 3.5).

Mobile phones

Mobile phones, their batteries and all accessories can be recycled by depositing them in the specific recycling tubes in your school or at the following locations:

- FM Assist, located at Level 2 Mathews Building
- Arc reception, Ground Floor, The Blockhouse

4. Summary of Waste Collection

4.1 Waste for collection by Chemical waste Contractor

1. Have an appropriate, designated area in the laboratory for the storage of hazardous waste until pick-up.
2. Ensure that waste storage is in accordance with chemical compatibility.
3. Containers must be in good condition, not leaking and not over-full. All containers must have fully closable lids. If lids do not adequately seal then containers must be replaced. We have a duty of care to the chemical waste contractor to ensure our waste is in a safe condition for transport.

4. The waste container's material must be compatible with the waste it contains. Appropriate containers can be obtained from stores (See Waste Management link in 5.3):
 - Upper campus – Biosciences Store
 - Lower campus – Chemistry Store
5. Containers should be banded to accommodate at least the container's contents.
 - Bunds in areas that may be affected by rain must be monitored and water removed following rain in order that they are kept dry. Wherever possible, store chemicals under cover.
6. Containers must remain closed, unless adding or removing waste.
7. Containers must be labelled as "**Chemical Waste**" and the components must be listed. The list of contents **MUST** be updated whenever waste is added. Labels must be waterproof or laminated to make them so.

The container label must include the name of the person responsible for emailing the chemical waste form to: fmgeneralservices@unsw.edu.au

8. **To get your waste picked up:**
 - i. Download the chemical waste form HS Unit website.
 - ii. Complete the details accurately especially regarding the chemical substance, the quantity, the exact location of the waste and local contact details for the contractor in case there are specific questions about the nature of the waste etc
 - iii. Email the completed form to: fmgeneralservices@unsw.edu.au

Chemical waste will be picked up on Thursdays, between 8am and 4pm

- iv. On the day of the pick-up ensure access for the contractor. If the waste is located in a locked room, provide details for the person who has a key to this room.

4.2 Waste (including cytotoxic) for collection by Biological waste Contractor

1. Sharps waste must be in appropriate sharps containers
2. If using the 64L Clinismart or Cytosmart bins, non-liquid waste can be placed directly into the bin – purple for cytotoxic, yellow for biological.
3. If using the yellow 250 L wheelie bins, biological waste must be in autoclavable bags showing the appropriate biohazard symbol. Infectious waste must be double-contained.
 - a. Bags and containers must be labelled.
 - b. Bags and containers must be in good condition, not leaking, not over-full and must be sealed. We have a duty of care to the waste contractor to ensure our waste is in a safe condition for transport.

Biological waste will be picked up from the designated points early in the mornings on weekdays only,

4. To get your waste picked up:
 - a) Take the waste to the yellow wheelie bin that is in your designated collection area. OR
Take the yellow bin to the biological waste store (upper campus)
 - b) If the waste is located in a locked room, provide details for the person who has a key to this room.
 - c) Those submitting periodic collection requests should email their form to: fmgeneralservices@unsw.edu.au

4.3 Radioactive waste storage

Radioactive waste must be stored on campus until the activity is below the required level described in Section 3.9. To have radioactive waste taken to the UNSW radiation waste store, contact the Radiation Safety Officer on ext 52912.

5. Acknowledgements, References, Appendices

The University of Melbourne's Environment Health and Safety Manual was reviewed and parts utilised, with permission, in the production of this document.

5.1 References

NSW Work Health & Safety [Act 2011](#) and [Regulation 2011](#)

NSW [Environmentally Hazardous Chemicals Act 1985](#)

NSW [Waste Avoidance and Resource Recovery Act 2001](#)

NSW [Protection of the Environment Operations Act 1997](#) (POEO Act)

[Hazardous Waste \(Regulation of exports and imports\) Act 1989](#)

Health Industries resources - [waste management](#)

[Office of Environment and Heritage \(OEH\)](#): Home

OEH: [Waste management and resource recovery framework](#) – waste classifications

[Radiation Control Act 1990](#) and [Regulation 2003](#)

[NSW Department of Environment and Heritage](#)

[Environment Protection Agency \(EPA\) NSW](#)

[Biological Control Act 1985](#);

[Poisons and Therapeutic Goods Regulation 2008](#)

[Code for Transport of Dangerous Goods](#)

[Office of the Gene Technology Regulator](#)

[Department of Health and Ageing](#) for SSBA's, *National Security Act 2007* and *National Security Regulations 2008*

[Australian Standards](#):

- AS1940 The Storage and Handling of Flammable and Combustible Liquids
- AS/NZS2243.1 Safety in Laboratories Part 1: Planning & operational aspects
- AS/NZS2243.2 Safety in Laboratories Part 2: Chemical aspects
- AS/NZS2243.3 Safety in Laboratories Part 3: Microbiological safety and containment,
- AS2243.4 Safety in Laboratories Part 4: Ionising radiations
- AS/NZS2243.10 Safety in Laboratories Part 10: Chemical Storage
- AS4031 Non-reusable containers for the collection of sharp medical items used in health care areas

5.2 Associated Documents

[UNSW WHS Policy](#)

[Hazardous Substances and Dangerous Goods Procedure](#) (HS332)

[Radiation Safety](#) Procedures

[Biosafety Procedure](#) (HS323)

[Disinfection of tissue culture waste guideline](#) (HS324)

[PCB Spill Response and Disposal Procedure](#) (HS301)

[Schedule 8 Drugs Procedure](#) (HS331)

[UNSW Hazardous waste disposal pictogram](#)

[Protocol for Chemical Waste Store LG41](#) (HS503)

5.3 UNSW links

[Faculty of Science WebStore](#) (upper campus store)

UNSW [Waste management](#) and Chemistry store (lower campus)

[Radioactivity Decay calculator](#) (ready reckoner)

FM services [Archibus](#) - to log a request for bins

5.4 Appendix 1: Autoclave Requirements (AS/NZS2243.3:2010)

1. The effectiveness of the autoclave being used to decontaminate the waste must be **validated monthly** and the results of each month's testing kept for at least 12 months, such as in the autoclave logbook. They must be made available to the HS Unit on request and may be requested by other regulatory bodies (such as the Office of the Gene Technology Regulator [OGTR]).
 - (a) The effectiveness of the **autoclave** must be validated each month (OGTR requirement) by the use of:
 - thermocouples or resistance thermometers, to ensure that the required temperature has been achieved; and either
 - chemical indicators which use a combination of moisture, heat and time and which progressively change colour with the time exposed at the specified temperature; or
 - biological indicators such as spore strips; or
 - enzyme indicators.
2. In addition to the **annual boiler inspection**, where GMO waste is being decontaminated, the autoclave must be **calibrated annually** by a qualified person and the results of each year's calibration must be kept for the previous 5 years and made available on request. Autoclave calibration must include the calibration of the thermocouple and safety valves.
3. **Each autoclave load** must be performed using a combination of temperature and time that has been validated as effective in rendering the infectious material or GMO non-viable. Additional consideration is required when autoclaving animal carcasses and soils as longer times may be required to reach the required parameters, and to effectively decontaminate the waste.
 - i. Each load must be packed and loaded to allow for the penetration of steam into the material being decontaminated in accordance with AS/NZS2243.3;
 - ii. the coldest part of the load must be exposed to a minimum temperature of 121°C and 103 kPa for at least 15 minutes or at 134°C and 203 kPa for at least 3 minutes in accordance with AS/NZS2243.3;
 - iii. Methods for monthly validations, and to ensure successful GMO/infectious waste decontamination, include :
 - a. chemical indicators which use a combination of moisture, heat and time and which progressively change colour with the time exposed at the specified temperature; or
 - b. biological indicators such as spore strips; or
 - c. enzyme indicators.
 - iv. Measures must be taken to ensure that loads that have been processed can be differentiated from loads that have not (e.g. by use of **autoclave** tape).

AS/NZS2243.3:2010, Section 12, for autoclave validation.
AS/NZS2243.3:2010, Section 10.6, for autoclave requirements
4. Once autoclaved, the waste is placed into yellow biowaste bins for collection by the biological waste contractor.

5.5 Appendix 2: History

This procedure will be reviewed to address changes in legislation or any changes within the University that impact on the management of hazardous waste.

Version	Authorised by	Approval Date	Effective Date	Sections modified
1.0	Director Human Resources	09/2003	Sept/2003	New document (ML)
0.1	Director Human Resources	01/11/2006	01/Nov/2006	Consultation draft. Whole document. Focus on laboratory waste. Segregated laboratory wastes into 13 different waste streams with corresponding procedures for each one. (AJ)
2.0	Director Human Resources	22/03/2007	22/March/2007	4.2, 4.3, 4.4, 4.5, 4.7, 6.1 Clarified procedures for biowaste, co-mingled waste, glass waste and chemical waste from stakeholders meeting Changes to biological waste sections due to new waste contractor (AJ)
2.1	Manager OHS&WC	31/7/07	31/July/2007	4.12 Up date of changes to disposal of general laboratory waste (AJ)
2.2	Manager OHS&WC	13/11/07	13/Nov/2007	4.0 Table 1 Change to biowaste collection day (AJ)
2.3	Manager OHS	13/12/2010	13/12/2010	1. Facilities Management looking after waste management administration and HS Unit technical. 2. Weblink's updated from old site to new site
3.0	Director Human Resources	14/04/2011	14/04/2011	Review entire document. Reformat to UNSW Guideline template. Revised Austr Standard2243.3, add references to SSBA's, revised waste collection responsibility (KN)
3.1	Manager OHS	9/4/2013	9/4/2013	Review entire document. Add: SDS definition, reference to S4 drugs, include Clinismart and Cytosmart bin system, reference to disinfection guideline and waste disposal pictogram. Update waste collection times and FM contact details (KN)

7. Attachment B – UNSW Waste Management Operations Summary



Waste Management Operations Summary



v.2
July 2015

Prepared by General Services, Facilities Management, UNSW

1.0 Introduction and purpose

With approximately 50,000 student enrolments and over 4,500 staff, the UNSW campuses are equivalent in population to a small town. Office activities, consumption of food and drink and research activities all contribute to the generation of significant quantities of waste, well in excess of 2,000 tonnes per annum (although it should be noted that a significant proportion of this is now extracted for recycling). The University produces almost 3,000 tonnes of waste each year (which includes materials which are recycled or otherwise processed) and spends in excess of \$2 million per annum on waste management.

UNSW is committed to considering and implementing sustainability initiatives throughout its operations. Environmental sustainability is one of ten guiding principles within the University's strategic intent document, *B2B Blueprint to Beyond – UNSW Strategic Intent*, and one of the eight identified ways to improve underlying leadership and operational capabilities.

UNSW places a high priority on waste minimisation and currently diverts approximately 80% of its general waste stream from landfill. Reducing the amount of waste we create in the first place, such as through changes to processes or alternative procurement strategies, is the most effective strategy for managing waste. When the generation of waste cannot be avoided, the waste management hierarchy says that preference should be given to reusing waste, then recycling, then converting waste to energy and finally landfilling. Landfilling is an option of last resort as it represents wasted resources, both in terms of the materials being added to it, but also the wasted land. Landfills are also associated with a range of environmental problems including surface water and groundwater pollution, odour and generation of greenhouse gases.

2.0 Purpose and scope

The purpose of this document is to clarify existing operational arrangements in place to manage waste in a way which:

- is environmentally responsible;
- is safe and hygienic;
- ensures compliance with all relevant legal and other requirements;
- minimises impacts to the university community, and
- is cost-effective.

This plan is a living document and will be updated as required, but at least annually. Any feedback or questions relating to this plan should be emailed to the Manager, Waste & Relocations at fmgeneralservices@unsw.edu.au.

This document does not describe initiatives to minimise waste generation, apart from summarising existing initiatives. These will be described in the *UNSW Waste Minimisation Strategy* currently under development by UNSW Safety & Sustainability.

This plan covers all UNSW campuses and other properties managed by UNSW.



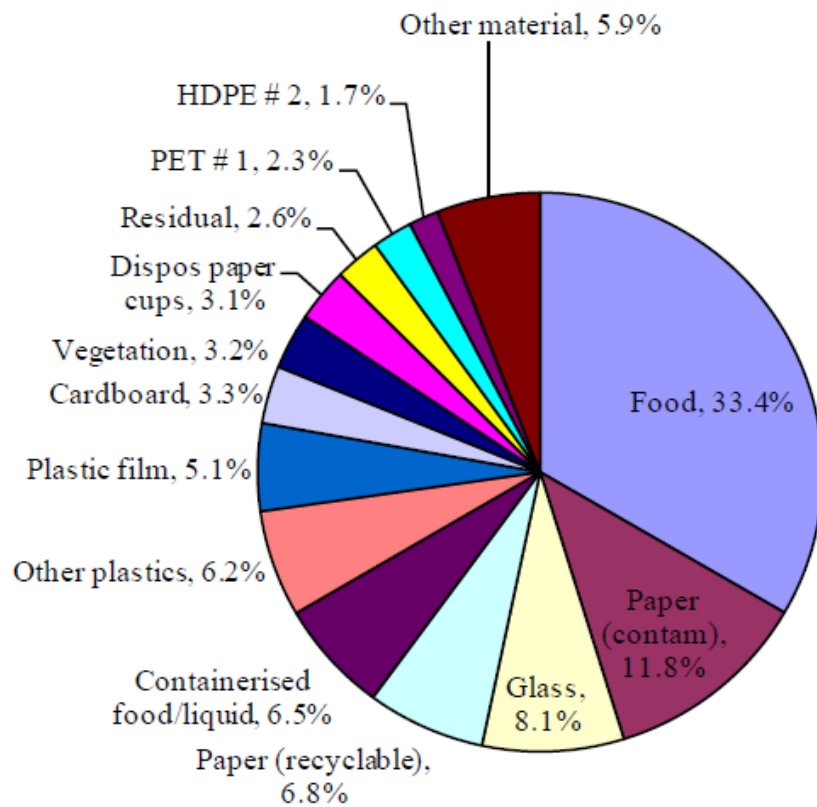
Figure 1 - Recycling programs for numerous waste streams exist; including a toner cartridge recycling program which has been in place for many years

3.0 Current performance

The university produces approximately 3,500 tonnes of waste per annum (which includes materials extracted for recycling). Until the new waste contract commenced in late 2011, much of this waste ended up in a landfill. Now, less than half does.

Figure 2 shows the results of an independent audit of the general waste stream (waste in normal rubbish bins, excluding segregated recyclables such as paper, and hard (bulky) waste in skips) at UNSW during 2010. The composition of waste is illustrated.

Figure 2 – Composition by weight of all materials audited from general waste bins



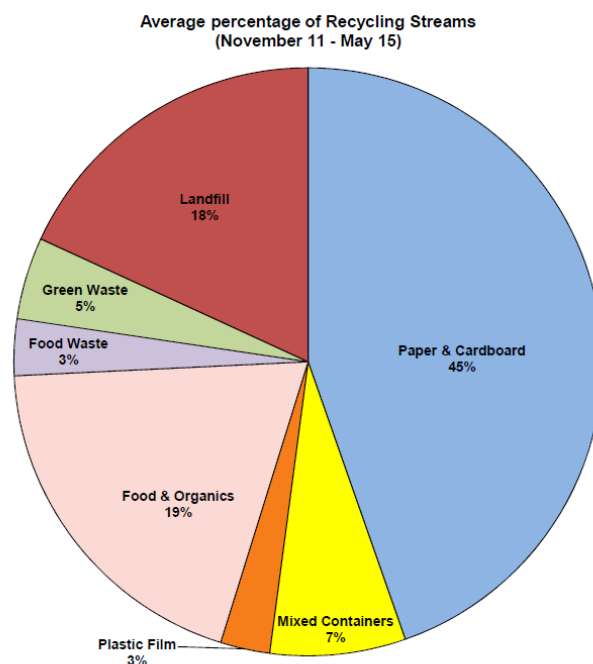
A number of initiatives have been implemented to reduce the amount of waste which goes to landfill. One of the most significant recent achievements was the appointment of a new general waste contractor in late 2011, Doyle Bros, who use an off-site Materials Recovery Facility (see Figure 3) to extract a high proportion of recyclables from the general waste stream.

Figure 3 – Doyle Bros’ Materials Recovery Facility for sorting general waste. Silverwater, NSW



UNSW also has dedicated segregated recycling bins for commingled containers in various public places, and has an office paper recycling program, managed in-house, which has operated successfully for many years. Green waste is collected and mulched, with as much as possible reused on-site, while food waste is separated and collected from selected food retailers on-site for composting. As a result of these initiatives, UNSW now extracts for recycling approximately 80% of the general waste stream (excluding hard waste).

Figure 4 illustrates the comparison between general waste sent to landfill and separated into various recyclable streams during the period of Nov 2011 – May 2015



Another significant waste minimisation initiative is the establishment of a furniture reuse program, with furniture in good condition stored off-site and available via a web portal to UNSW staff and students for reuse on campus. The facility is shown in Figure 5 and further information is available at <http://www.facilities.unsw.edu.au/staff-contractors/furniture-reuse-program>).

Figure 5 – Furniture reuse centre



There are numerous collection points for toner cartridges, batteries and fluorescent tubes which are collected and recycled. Waste cooking oil is collected and converted into biodiesel.

Additional details about what the various waste streams are and how they are managed is provided in Appendix 1.

4.0 Legal and other requirements

Waste management is required to comply with a number of legislative, voluntary and UNSW requirements, summarised briefly below, with additional information provided in Appendix 2.

4.1 Legislative requirements

As the generator of waste, UNSW is responsible for its compliance with all relevant legislative requirements, not only while it is on-site but during its transportation, processing and/or disposal. This means that even if a waste contractor causes or has potential to cause environmental harm, the University can be prosecuted or fined. Significant penalties can be issued for non-compliance with legislative requirements, particularly for wilful acts of non-compliance such as illegal dumping.

The key legislation covering waste management at UNSW include:

Act/Regulation	Key implications
<i>Protection of the Environment Operations Act 1997 (POEO Act)</i>	Defines 'waste' for regulatory purposes and establishes management and licensing requirements along with offence provisions to deliver environmentally appropriate outcomes. The Act also establishes the ability to set various waste management regulations via <i>Protection of the Environment Operations (Waste) Regulation 2005</i> (see below).
<i>Waste Avoidance and Resource Recovery Act 2001</i>	Repealed and replaced the Waste Minimisation and Management Act in 1995. Promotes waste avoidance and resource recovery by developing waste avoidance and resource recovery strategies and programs, such as the extended producer responsibility scheme for industry.
<i>Protection of the Environment Operations (Waste) Regulation 2005</i>	Sets out provisions covering the ways waste is managed in terms of storage and transportation as well as reporting and record keeping requirements for waste facilities. It provides for contributions (levies) to be paid by the occupiers of licensed waste facilities for each tonne of waste received or generated; exempts certain occupiers or types of waste from these contributions; and allows deductions to be claimed in relation to certain types of waste. The Regulation also makes special requirements relating to asbestos and clinical waste.

The relevant requirements from these and other relevant documents are discussed briefly in Appendix 2.

4.2 Voluntary requirements

Relevant Australian Standards, which are not legislated but should be complied with from a due diligence perspective include:

Topic	Australian Standard
General	AS/NZS 3831:1998 Waste management – glossary of terms
Clinical waste	AS/NZS 3816:1998 Management of clinical and related wastes HB 202: A management system for clinical and related wastes – Guide to application of AS/NZS 3816-1998, Management of clinical and related wastes
Bins	AS 4123.1:2008 Mobile waste containers – Part 1: Containers with two wheels and a capacity up to 400L for lifting devices – Dimensions and design AS 4123.2:2008 Mobile waste containers – Part 2: Containers with four wheels with a capacity from 500L to 1200L with flat lid(s), for trunnion and/or lifting devices – Dimensions and design AS 4123.3:2008 Mobile waste containers – Part 3: Containers with four wheels with a capacity from 770L to 1300L with dome lid(s) for trunnion and/or lifting devices – Dimensions and design AS 4123.5 Mobile waste containers – Part 5: Performance requirements and test methods AS4123.6 Mobile waste containers – Part 6: Health, safety and environment
Trade waste	AS/NZS 4494:1998 Discharge of commercial and industrial liquid waste to sewer – General performance requirements
Health & Safety	Health and safety at work – The waste management and recycling industry – Workcover NSW – First edition July 1997

4.3 UNSW requirements

The University has an Environment Policy which is available at:

<http://www.gs.unsw.edu.au/policy/documents/environmentpolicy.pdf>

Amongst other things, this policy commits to:

“Developing effective waste management and recycling procedures and practices”.

In addition, the following internal procedures, guidelines and forms are relevant to waste management at UNSW.

[UNSW Health and Safety Policy Statement 2013](#)

HS321 [Laboratory Hazardous Waste Disposal Guideline](#)

HS324 [Disinfection of Tissue Culture Waste Guideline](#)

HS503 [Chemical Waste Store – Bio-dock](#)

HS015 [Waste Disposal - Biological](#) (form)

HS014 [Waste Disposal - Chemical](#) (form)

HS016 [Waste Transfer Form - Radioactive](#)

[Toxfree Waste Declaration Form](#) (Radioactive Activity)

Further information on how UNSW ensures compliance with these various legal and other requirements is included in section 8.0.

5.0 Operational responsibility

The majority of waste streams produced at UNSW are managed by Facilities Management. The Sustainability Office and the Health and Safety Unit also manage some minor waste streams. Details of the various waste streams, and who has responsibility for managing them, are summarised in Appendix 1.

Waste is removed for recycling or disposal by various contractors, with the exception of segregated paper and cardboard and confidential paper waste, which is collected and transported to the paper recycling mill or shredding facility by Facilities Management staff members. Details of current contractors for each stream are also summarised in Appendix 1.

Chemical and biological waste is collected separately by appropriately licensed specialist waste removal contractors. The Laboratory Hazardous Waste Disposal Guideline (HS321) is available at: http://www.ohs.unsw.edu.au/hs_procedures_forms/guidelines/HS321_Laboratory_Hazardous_Waste_Disposal_Guideline.pdf.

6.0 Waste stream processes

General waste

General waste is the name given to all waste produced through standard university operations (excluding most laboratory-generated waste). General waste includes recyclable materials (paper, cardboard, glass, aluminium, plastic and steel), and other waste streams which can be reprocessed such as food waste/organics and green waste, which can be composted.

General waste excludes hard (bulky) waste which is put in skips for collection, and excludes hazardous waste (chemical, biological and radioactive (isotopic) waste).

General waste is collected by contract cleaners from offices and other locations. It is typically placed in under-desk bins which the cleaners transfer into 240L wheelie bins. In open plan offices this currently occurs every night on weekdays, with an exception being individual offices, from which waste will only be collected daily if placed outside overnight (otherwise it is collected weekly from these locations during scheduled cleaning).

Many buildings also have 660L general waste bins into which additional waste is placed by staff or the contract cleaners.

Minimal numbers of 1,100L bins are kept on campus, although some are used for paper/cardboard recycling.

240L and 660L bins are placed at a number of outdoor locations around the Kensington campus, illustrated in Appendix 3, for collection by the general waste contractor (refer to Appendix 1 for contractor details).

Locations for other campuses

General waste is collected from other UNSW campuses and properties under a contracted schedule; they include UNSW Art & Design (formally COFA), Randwick Campus, Coogee Campus (Cliffbrook) and the UNSW David Phillips Sports Complex. The Manly Vale Campus is serviced by Waringah Council.

The four on- and off-site UNSW childcare centres – Pooh Corner, Kanga’s House, Owl’s House and Tigger’s Honey Pot are also serviced under the current Doyle’s Bros Pty Ltd contract.

Paper and cardboard

Paper and cardboard is collected in under-desk cartons, which staff are responsible for emptying into 240L blue recycling bins, or are placed directly by staff, tenants or students into 240L, 660L & 1100L wheelie bins located in all UNSW campus buildings.

Paper is transferred from these wheelie bins by Facilities Management and collected in a truck owned by UNSW, which transports it to a paper recycling mill.



UNSW generates income from its sale of paper and cardboard to the paper mill.

Confidential waste is collected separately from the paper recycling by Facilities Management staff, and taken to a different location where it is shredded prior to recycling.

Commingled recyclables

Commingled recyclables, which are primarily beverage containers (glass, plastic, aluminium and steel) are separated for collection as an individual waste stream in high-generation areas such as near food retail areas. A number of recycling bin enclosures have been placed around the campus, as illustrated in Appendix 4. Waste from these bins is collected as a less ‘contaminated’ load to expedite the sorting process at the Materials Recovery Facility.

Commingled recyclables mixed in with general waste are extracted from the general waste at the Materials



Recovery Facility.



Hazardous waste

Hazardous waste comprises biological waste, chemical waste and radioactive (isotopic) waste. Different contractors manage the various streams; refer to Appendix 1 for further information.

7.0 Infrastructure and maintenance

Office bins

All office and kitchen bins and paper recycling cartons are the property of UNSW. Faculties are responsible for purchase of individual waste bins. There is no specified preferred model.

Wheelie bins

Most wheelie bins (240L, 660L and 1,100L) used for waste collection and transportation are the property of the UNSW. Exceptions to this are the hard waste skips and the biological waste bins, both 64L 'Clinismart' and 240L & 660L wheelie bins, which remain the property of the contractor.

- General Waste bins have red lids.
- Co-mingled waste bins have yellow lids
- Paper and cardboard bins are blue
- Food waste bins are maroon

All wheelie bins are regularly inspected for damage to bins or lids by the waste contractor managed by Facilities Management. Bin damages are reported on a monthly basis by the contractor and replacement bins are ordered and supplied as required.

Cleaning of the wheelie bins is conducted on a monthly basis or as required by the external cleaning contractors. Bin washing areas are located at the roundhouse service dock, gate 8 bin enclosure and the Vallentine Annexe bin enclosure.

8.0 Compliance management

The University adopts a number of strategies to manage compliance in its waste management operations. These include:

- quality, environmental and health and safety management are all considered during major procurement processes (tenders), with tenderers required to provide information about environmental licences held and their management systems to ensure compliance;
- significant contracts are managed through mechanisms including quarterly performance meetings (currently held with Doyle Bros) and informal meetings as required to discuss any performance issues;
- incidents are logged in the University Environment Health & Safety reporting system, H20 (Harm to Zero) and corrective actions implemented prior to close out
- a contractual requirement is that contractors must allow independent audits as reasonably required by UNSW
- the Manager, Waste & Relocations will periodically and randomly conduct site visits of contractor facilities to satisfy themselves that operational processes are adequate to meet compliance.

9.0 Staff and student engagement

The primary means of raising awareness of waste issues amongst staff and students is via the Recycling page within the UNSW Sustainability website, www.recycling.unsw.edu.au. Information on the furniture reuse program is available at <http://www.facilities.unsw.edu.au/staff-contractors/furniture-reuse-program>.

Communications on specific operational waste matters, such as signage for kitchens or bins, are coordinated by the Manager, Waste & Relocations with support from the FM Communications team.

As interest dictates, UNSW have organised waste forums and public presentations to present on initiatives to interested staff, students and the community. Facilities Management staff also periodically present on waste management initiatives at senior management forums, and give guest lectures on waste management to relevant undergraduate and post-graduate students.

Tours of the Materials Recovery Facility are periodically arranged for interested staff and students as there is demand. The first such tour was conducted in 2012, with ongoing tours continuing on request.

At a strategic level, opportunities for staff and student input is sought through the Waste Management Advisory Group, which meets quarterly. This group, chaired by the Associate Director Campus Services (FM), also includes key stakeholders from Facilities Management, UNSW Safety & Sustainability, Procurement, IT and Arc.

Staff and student engagement will be covered in more detail in the *UNSW Waste Minimisation Strategy* (under development).

Appendix 1- Summary of individual waste stream arrangements

Waste Stream (in alphabetical order)	UNSW Management Responsibility	Contractor (as at June 2015)	Approx quantity per year (based on 2014 data as reported to TEFMA)	Comments
Asbestos	FM	Various	Not measured	Managed by FM Project Manager or FM Asset Management, depending on whether project-related. An Asbestos Register is maintained by FM.
Animal bedding	FM	Doyle Bros	Not measured	Not currently recycled.
Batteries	UNSW Sustainability	MRI	581 kg	Multiple collection bins on campus – Mathews building L2, Arc reception and Contact
Biological waste (Including human tissue, animal carcasses, sharps)	FM	Sterihealth	106 tonnes	See: UNSW Laboratory Hazardous Waste Disposal Procedure . Infectious, Biological, Clinical, GMO, human blood or body fluids, infectious animal carcasses or material
Chemical waste (including most laboratory waste)	FM	Toxfree	110 tonnes (excludes trade waste)	UNSW Laboratory Hazardous Waste Disposal Procedure .
Commingled recyclables (plastic, glass, aluminium, steel) – including beverage containers	FM	Doyle Bros	193 tonnes	Quantity includes segregated commingled recyclables sourced from public place recycling bins as well as commingled recyclables extracted from general waste at the MRF.
Confidential waste	FM	Waste transported by FM, received by Doyle Bros	40.3 tonnes	Managed by Facilities Management staff with off-site shredding performed by Doyle Bros
Construction and demolition waste	FM (Project Manager)	Relevant contractor	Varies per project	Managed through Facilities Management via construction contract.
Cooking oil	FM	Wildcat & Oilright	20,000L	10 locations on campus. Oil is collected by two contractors managed by Facilities Management
Drugs (Schedule 8 drugs)	UNSW Safety & Sustainability	N/A	>10 kilos	Duty Pharmacist from NSW Health Department notified if any Schedule 8 drugs require disposal.
E-waste (electronic waste) – IT equipment	IT/ FM	HP	24 tonnes	For IT waste, contact IT for advice about whether IT waste can be resold by HP or recycled by HP. Waste to be resold will be arranged by E-waste collection arranged via a service request in ARCHIBUS
E-waste (electronic waste) - other	FM	N/A	Not measured	
Fluorescent & other lights	FM	Toxfree	Approx 2 tonnes	Site for old tubes located in the Biological Building loading dock (D26) via gate 11. Light tubes are scheduled for collection fortnightly. Includes fluorescent, CFL, incandescent, halogen and discharge light bulbs/lamps and associated ballasts and transformers, High Intensity Discharge lamps (HIDs) and metal halide.

Waste Stream (in alphabetical order)	UNSW Management Responsibility	Contractor (as at June 2015)	Approx quantity per year (based on 2014 data as reported to TEFMA)	Comments
Food and organics	FM	Doyle Bros	633 tonnes	Mostly sorted at MRF for low-grade composting. Food waste segregation program with selected food retailers started in August 2012 to produce higher grade compost.
Furniture reuse	FM	Crown	Not measured. Estimated crudely to be 1,200 m3 reused.	Any UNSW staff member or student needing additional furniture for their workplace (UNSW campus), or wanting to responsibly dispose of old workplace furniture can create a user account, and search for furniture via the UNSW Furniture Reuse Centre. Furniture is stored offsite, with external storage provider Crown Relocations Australia.
Grease trap waste	FM	Brookfield Multiplex		Grease traps and trade waste maintenance is contracted to Brookfield Multiplex
Green (garden) waste	FM	Landscape Solutions	99 tonnes	Tree pruning off cuts are processed on site into woodchips for use on UNSW garden beds. Lawn clippings and garden organic material is collected and transported by the grounds contractor to a designated composting depot.
General waste	FM	Doyle Bros	1,536 tonnes collected.	This figure excludes 'hard' waste (that is, bulky waste in skips). Waste to landfill is residual after sorting in Materials Recovery Facility.
Hard (bulky) waste	FM	Doyle Bros	362 skip bin collections	Currently issues with illegal dumping. Currently working on better securing skips. There are 5 permanent skip bin locations across all campuses and casual skip bin requests.
Hazardous waste (other)	FM	Toxfree	Variable – not measured	May include things such as old batteries, nail guns, contaminated equipment etc.
Mobile phones	UNSW Safety & Sustainability	Australian Recycling Program	46kg (estimate)	UNSW partners with Fauna and Flora international
Paper and cardboard	FM	Amcor	1,300 tonnes	In-house recycling program
Radioactive waste	UNSW Safety & Sustainability and Facilities Management	Toxfree	No radiation 'waste' is allowed to leave UNSW. Decayed radioactive isotopes are treated as chemical waste Ionising radiation emitting materials (<schedule 1, Radiation Control Regulations)	<u>Radioactive Waste Transfer Request Form</u> Integrated into hazardous waste removal: See: <u>UNSW Laboratory Hazardous Waste Disposal Procedure.</u> <schedule 1 Radiation Control Regulations statement e.g.<100 Bq/g Radioisotopes declaration form
Sanitary waste	FM	Perpetual Property Care and NRG Cleaners (subcontractors)	Not measured.	Managed via internal cleaning contracts.
Stationery	ARC	ARC volunteers	Not measured	Students run a stationery use centre on a voluntary basis. Waste stationery which is still

Waste Stream (in alphabetical order)	UNSW Management Responsibility	Contractor (as at June 2015)	Approx quantity per year (based on 2014 data as reported to TEFMA)	Comments
				fit for use is provided by Student Development is available at L1 room 1000 Quadrangle Building
Timber pallets	FM	Doyle Bros	1.5 tonnes	Pallets are typically used for E-waste packaging for transport or exam desk storage and transport; all unacceptable pallets are broken up for disposal with other hard waste in skips.
Toner cartridges	UNSW Staff Volunteers and UNSW Safety & Sustainability	Close the Loop Program and Planet Arc	2,000 kilograms	
Trade waste	FM	Brookfield Multiplex	Treated on site	Waste that goes to sewer is monitored and treated by Brookfield Multiplex to reduce risk to the environment.

APPENDIX 2: SUMMARY OF LEGAL AND OTHER REQUIREMENTS RELATING TO WASTE

Protection of the Environment Operations Act 1997

Defines 'waste' for regulatory purposes and establishes management and licensing requirements along with offence provisions to deliver environmentally appropriate outcomes. The Act also establishes the ability to set various waste management regulations via the regulation. It was amended in 2008 to simplify waste facility licensing, simplify waste classification, set clearer requirements for managing clinical and asbestos waste and introduce a framework to support genuine recovery of waste material for application to land or to be used as a fuel.

Protection of the Environment Operations (Waste) Regulation 2005

Sets out provisions covering the ways waste is managed in terms of storage and transportation as well as reporting and record keeping requirements for waste facilities. It provides for contributions (levies) to be paid by the occupiers of licensed waste facilities for each tonne of waste received or generated; exempts certain occupiers or types of waste from these contributions; and allows deductions to be claimed in relation to certain types of waste. The Regulation also makes special requirements relating to asbestos and clinical waste. A mechanism was introduced in 2008 for recognising genuine resource recovery in NSW, by providing exemptions allowing land application and thermal application of waste-derived material.

Waste Classification Guidelines – Part 1: Classifying waste

<http://www.environment.nsw.gov.au/waste/envguidlns/>

This document outlines the requirements by which waste must be classified by waste generators. This supports the adoption of the appropriate treatment and disposal methods, including tracking of particular waste streams.

Six waste classes are defined:

- **special waste** – includes *clinical and related waste* (clinical, cytotoxic, pharmaceutical, drug, medicine and sharps waste), *asbestos waste* and *waste tyres*.
- **liquid waste** – any waste with an angle of repose of less than 5 degrees above horizontal, or becomes free-flowing at or below 60 degrees Celsius or when it is transported, or is generally not capable of being picked up by a spade or shovel (additional classification techniques may also be required);
- **hazardous waste** - ;
- **restricted solid waste** - ;
- general solid waste (putrescible); and
- general solid waste (non-putrescible).

In some cases testing will be required to classify waste. A number of commonly generated wastes have been pre-classified by the EPA as hazardous, restricted solid, general solid waste (putrescible) or general solid waste (non-putrescible).

The following principles must be applied:

- where practicable, it is desirable to separate a mixture of wastes before classifying them separately. For example, if waste tyres (special waste) are mixed with lead-acid batteries

(hazardous waste) it would be desirable to separate the wastes so only the hazardous component needs to be managed as hazardous waste

- If it is not possible to separate wastes, the whole waste must be classified according to the highest class of waste. For example, if clinical and related waste (special waste) is thoroughly mixed with municipal waste (general solid waste (putrescible), the whole waste stream must be managed as special waste;
- If asbestos is mixed with other waste to form asbestos waste, the waste must continue to be assessed in accordance with these guidelines to enable the disposal of the asbestos waste at an appropriate waste facility. Asbestos waste must then be managed to meet the management and disposal requirements of both asbestos *and* the other class of waste with which it is mixed (if any).
- If liquid waste is mixed with hazardous or solid waste and retains the characteristics of liquid waste specified in Step 2, the waste remains liquid waste.

Waste Classification Guidelines – Part 2: Immobilisation of waste

<http://www.environment.nsw.gov.au/resources/waste/08203immobilisationwaste.pdf>

Waste classified as hazardous due to its high levels of contaminants are not suitable for disposal to landfill in NSW. Although, sometimes the contaminants are able to be ‘immobilised’ so that they will not be released into the landfill leachate at levels of concern. In these cases, Department of Environmental Climate Change (DECC) may grant an immobilisation approval. Immobilisation of a contaminant in waste is a measure of how securely that contaminant is fixed or locked-up in the waste for the long term. DECC issues immobilisation approvals in accordance with clause 50 of the Protection of the Environment Operations (Waste) Regulation 2005. The approval granted under this clause may be a ‘general approval’ or a ‘specific approval’.

An immobilisation approval enables a waste to be reassessed and reclassified. Conformity with an immobilisation approval would enable a waste to be disposed of at a landfill appropriate to its reclassification.

The guideline will provide an overview of the immobilisation of contaminants in waste and explains how to receive DECC approval to enable legal disposal of immobilised waste to landfill.

It also explains the two types of immobilisation approvals issued by DECC, and the assessment process that supports immobilisation approvals.

There are several ways to immobilise contaminants in waste:

- Natural immobilisation where the contaminant(s) are present in an immobilised form and the waste is suitable for landfilling without additional treatment.
- Chemical fixation where the contaminant(s) are chemically converted to a stable form
- Micro-encapsulation where the waste is treated to physically lock up the contaminants in the structure of the treated waste.
- Micro – encapsulation where the enduring physical barrier is placed between the contaminated waste and the surrounding landfill environment.

DECC has published a number of general immobilisation approvals on its website. These approvals are for commonly generated hazardous wastes. DECC has assessed these commonly generated hazardous wastes as either being naturally immobilised or able to be immobilised using well-established treatment technology.

Where no general immobilisation approval exists, DECC may issue a specific immobilisation approval for a certain hazardous waste. The person generating the waste would need to apply to DECC for a

specific immobilisation approval and comply with the conditions in that approval before this waste could be disposed of to landfill.

Before applying for a specific immobilisation approval –

1. Ensure that the waste has been tested as required under the Waste Guidelines and is classified as hazardous.
2. Investigate alternatives to immobilisation and there is no practical re-use, recycle or reprocess of waste.
3. Check the DECC website to see whether a general immobilisation has already been granted for this waste already.

An application form for specific immobilisation approval can be obtained from www.environment.nsw.gov.au/waste/ApplyforSpecificImmobApp.htm.

Waste Classification Guidelines – Part 3: Waste Containing Radioactive Material

<http://www.epa.nsw.gov.au/publications/wasteregulation/140797-radioactive-waste.htm>

The guide should be used by waste generators to assist in identifying the classification and management requirements for solid and liquid wastes containing radionuclides.

Classification of wastes containing radioactive material

- The radioactivity of the waste must be assessed in accordance with the *Radiation Control Act 1990* and the Radiation Control Regulation 2003.
- Liquid or non-liquid wastes with a specific activity greater than 100 becquerels per gram and consisting of, or containing more than, the prescribed activity of a radioactive element in Schedule 1 of the Radiation Control Regulation 2003, whether natural or artificial, must be classified as *hazardous* wastes.
- For liquid or non-liquid wastes with a specific activity of 100 becquerels per gram or less and/or consisting of, or containing, the prescribed activity or less of a radioactive element in Schedule 1 of the Radiation Control Regulation 2003, whether natural or artificial, the *total activity ratio* and *specific activity ratio* must be calculated according to the mathematical expressions provided on the website

<http://www.epa.nsw.gov.au/publications/wasteregulation/140797-radioactive-waste.htm>

- Where the specific activity ratio or total activity ratio is greater than one, the waste must be classified as follows:

Liquid wastes must be managed on a case-by-case basis. Advice on the appropriate management of such materials should be sought from DECC on (02) 9995 5959.

Non-liquid wastes must be classified as *restricted solid waste* **unless**:

- other characteristics of the waste mean that it must be classified as *hazardous waste* (for example, it may be pre-classified as *hazardous waste* in accordance with Step 3 of Part 1 of the *Waste Classification Guidelines* [DECC 2008; available at <http://www.epa.nsw.gov.au/publications/wasteregulation/140796-classify-waste.htm>]) or
- it may contain chemical contaminants that will lead to its assessment as *hazardous waste*

(see Step 5 of Part 1 of the *Waste Classification Guidelines* [DECC 2008; available at <http://www.epa.nsw.gov.au/publications/wasteregulation/140796-classify-waste.htm>]).

Step 5

Where the *specific activity ratio* and *total activity ratio* are equal to or less than one, the waste must be classified according to its other characteristics in line with Part 1 of the *Waste Classification Guidelines* [DECC 2008; available at <http://www.epa.nsw.gov.au/publications/wasteregulation/140796-classify-waste.htm>].

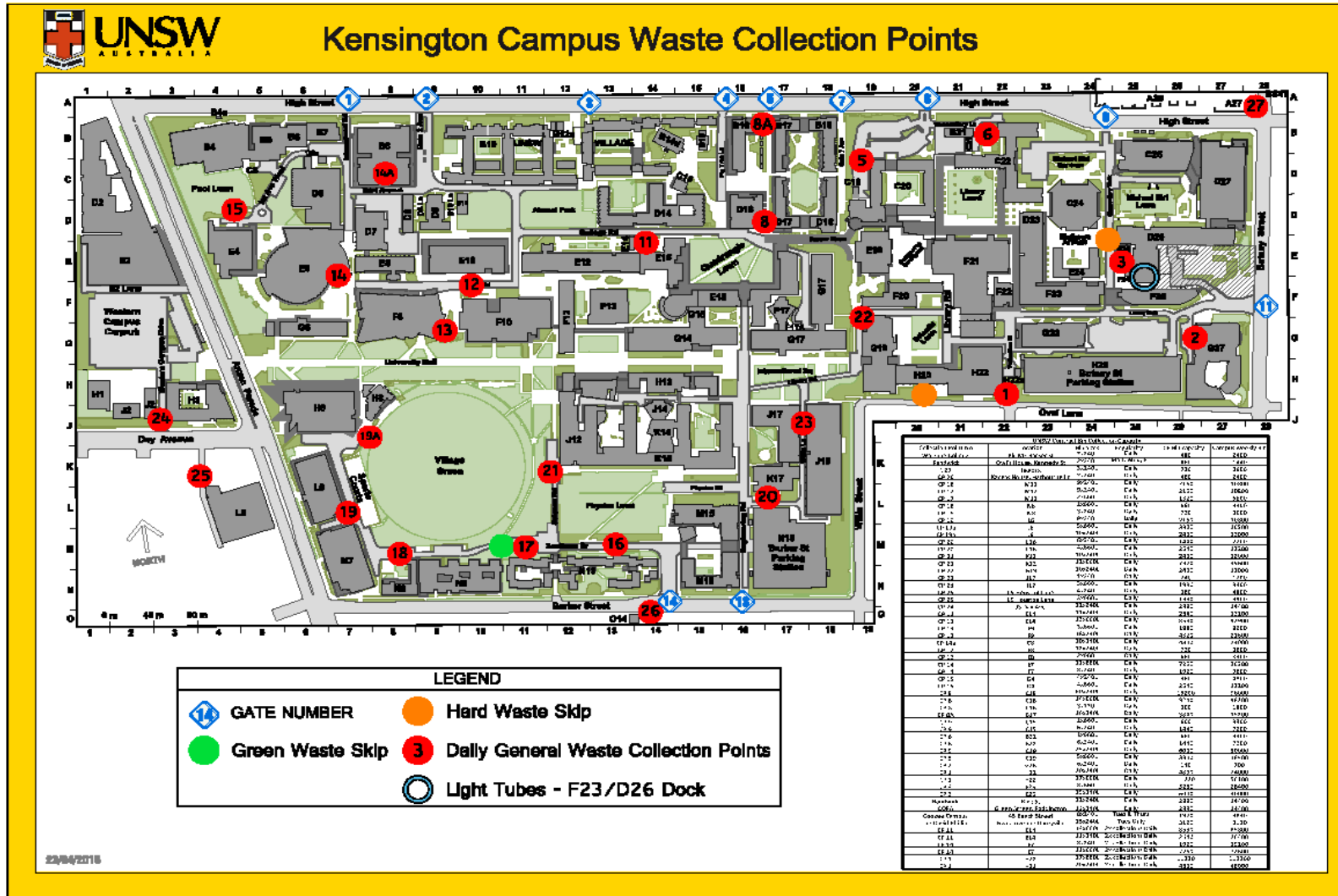
The principal legislation for the control of radioactive materials in NSW is the *Radiation Control Act 1990* (the Radiation Act) and Radiation Control Regulation 2003. The Radiation Act requires those who use or sell radioactive substances to hold a licence for all high activity sources that, when requiring disposal, correspond to the types of sources classified as *hazardous waste* in these guidelines. The Radiation Act also controls the disposal of such sources. Any person handling radioactive sources in this category requires a Radiation Act licence to do so.

In the case of liquid radioactive wastes, the *hazardous waste* criteria used in these guidelines have been extended downwards in activity by a factor of 100 to reflect the additional risk associated with these wastes. The corresponding classification for non-liquid radioactive wastes is *restricted solid waste*. In both cases the Radiation Act does not directly control the disposal of these low-level radioactive wastes: rather, a system of licence conditions and 'consent to dispose' is attached to a licence, either under the Radiation Act or the *Protection of the Environment Operations Act 1997*.

Radioactive material that has very low levels of activity (including materials with naturally occurring background levels) is recognised as being 'below regulatory concern'. The criteria adopted in these guidelines for the levels of radioactivity that permit wastes to be classified in the general solid waste categories closely relate to the international criteria used to assess radioactive materials as being 'below regulatory concern'. Disposal of such materials does not require formal approval, but advice should be sought in the case of liquid wastes to ensure compliance with other requirements (for example, trade waste agreements).

These guidelines have been adapted from those in *Environmental Guidelines: Assessment, classification and management of liquid and non-liquid wastes* (Environment Protection Authority 1999), which have been replaced by DECC's *Waste Classification Guidelines*.

APPENDIX 3 – LOCATIONS OF WASTE COLLECTION POINTS



APPENDIX 4 – LOCATION OF WASTE BINS ON CAMPUS

