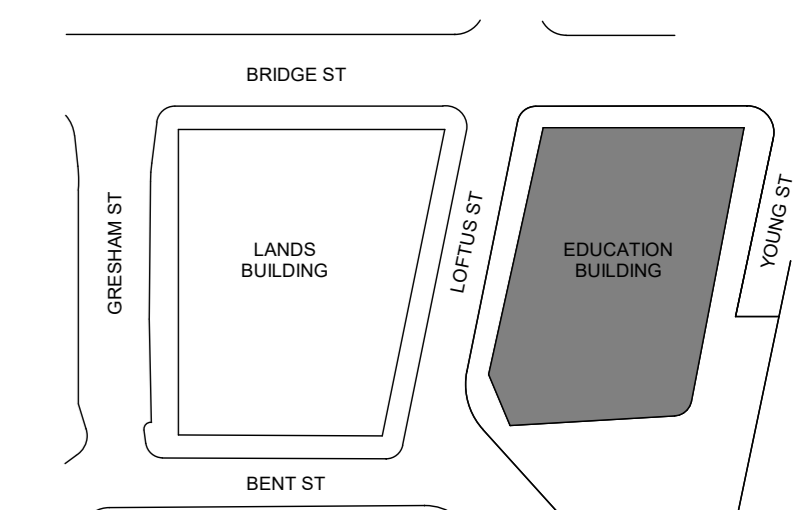


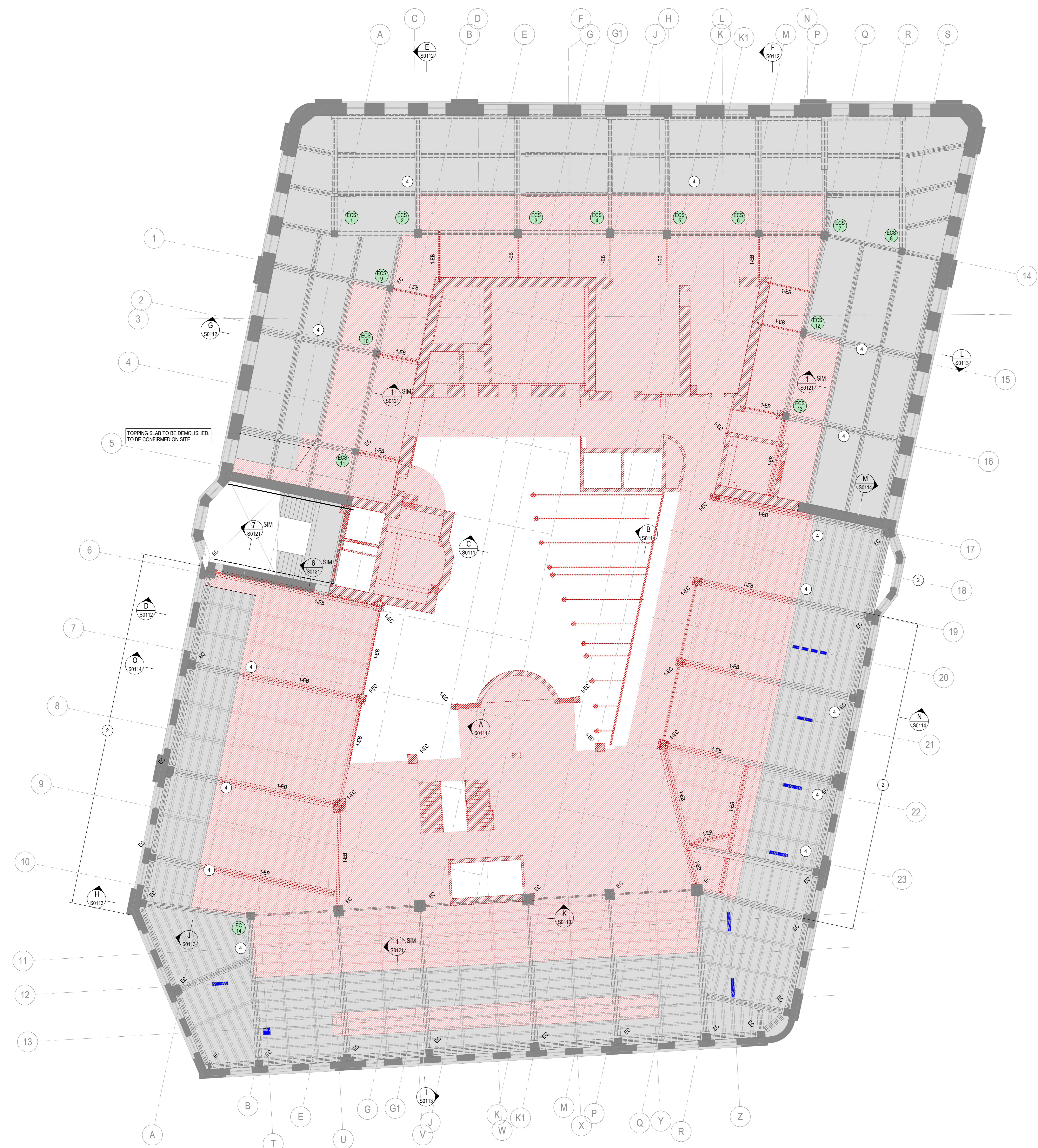
**KEY PLAN**



DRAWING TO BE PRINTED IN COLOUR

RISKS AND UNKNOWNNS		
LEVEL 2 TO LEVEL 3		
1	EXISTING FLOOR STRENGTH	INVESTIGATIONS ARE REQUIRED TO ASCERTAIN THE STRENGTH OF THE EXISTING FLOOR STRUCTURE. THIS WILL ALLOW US TO PROVIDE TEMPORARY LOADING PLANS WHICH THEN DETERMINES WHAT MACHINERY CAN BE USED AND WHAT BACK PROPING IS REQUIRED IN DEMOLISHING THE STRUCTURE. IF THE EXISTING STRUCTURE IS FOUND TO BE WEAK, STRENGTHENING MAY BE REQUIRED FOR BOTH THE PERMANENT AND TEMPORARY DESIGN
2	CONNECTION FROM THE EXISTING FLOOR TO THE FAÇADE	THE TEMPORARY WORKS SCHEME RELIES ON THE ADEQUACY OF THE EXISTING CONNECTION BETWEEN THE FAÇADE AND THE EXISTING FLOOR. WE HAVE NOT BEEN ABLE TO INVESTIGATE THIS CONNECTION SO CAN'T CONFIRM ITS ADEQUACY.
3	ASSESSMENT OF THE INTERACTION BETWEEN THE TEMPORARY STEELWORK AND EXISTING FAÇADE	THE TEMPORARY STABILITY SYSTEM HAS BEEN DESIGNED TO LIMIT THE LATERAL DEFLECTION ON THE FAÇADE TO HEIGHT/750 (IN ACCORDANCE WITH THE CIRIA BEST PRACTICE GUIDE FOR RETENTION OF MASONRY FAÇADES). FOLLOWING THE FAÇADE INTRUSIVE INVESTIGATIONS (TO ASCERTAIN THE MAKE-UP OF THE FAÇADE I.E. STONE THICKNESS, BRICKWORK THICKNESS AND CAVITY SIZE) A COMPREHENSIVE ANALYTICAL MODEL OF THE FAÇADE AND STEELWORK WILL BE DEVELOPED. THIS WILL ALLOW US TO PREDICT AREAS WHICH ARE MORE LIKELY TO CRACK. IT SHOULD BE NOTED THAT WHEN UNDERTAKING SUCH MAJOR WORK TO A BUILDING A DEGREE OF CRACKING IS INEVITABLE AND AN ALLOWANCE FOR REPAIR WORK IS REQUIRED
4	CONNECTION BETWEEN TEMPORARY STEEL TO EXISTING STRUCTURE	WE HAVE SHOWN A REASONABLY ROBUST CONNECTION DETAIL BETWEEN THE EXISTING CONCRETE ENCASED STEEL BEAMS AND TEMPORARY STEELWORK. HOWEVER UNTIL INVESTIGATIONS AND A DETAILED SURVEY HAS BEEN COMPLETED THIS CONNECTION CANNOT BE VERIFIED. IF THE EXISTING STRUCTURE IS SIGNIFICANTLY DIFFERENT (OR IN A DIFFERENT LOCATION) TO WHAT WE HAVE ASSUMED THIS CONNECTION WILL NEED TO BE CHANGED

① ON PLAN DENOTES RISKS AND UNKNOWNNS AS STATED IN TABLE ABOVE.



**LEVEL 2 OUTLINE TEMPORARY WORKS / DEMOLITION PLAN**  
 SCALE 1:100

- TEMPORARY WORKS / DEMOLITION LEGEND**
- HATCH DENOTES EXISTING STRUCTURE TO BE DEMOLISHED DURING EARLY WORKS / STAGE 1 DEMOLITION
  - HATCH DENOTES PENETRATION IN EXISTING SLAB FOR NEW COLUMNS TO BE DONE IN A PROPPING SEQUENCE AS THE CONCRETE COLUMNS ARE BUILT.
  - ON PLAN DENOTES EXISTING BEAM TO BE DEMOLISHED
  - ON PLAN DENOTES EXISTING COLUMN TO BE DEMOLISHED
  - DENOTES EXISTING COLUMN REQUIRING STRENGTHENING WORKS. BREAK OFF EXISTING CONCRETE ENCASMENT AND RE-POUR NEW CONCRETE COLUMN WITH NEW REINFORCEMENT. SIZE OF NEW CONCRETE TO MATCH EXISTING.

TEMPORARY WORKS COLUMN SCHEDULE			
MARK	SIZE	COMMENTS	TENSION LOAD (SERVICE)

TEMPORARY WORKS STEEL MEMBER SCHEDULE		
MARK	TYPE	SIZE

**NOTE**  
 DRAWINGS UPDATED FOR CO-ORDINATION OF EXTENT OF DEMOLITION. TEMPORARY STEELWORK, FOUNDATIONS AND CORBEL/BALCONY SUPPORTS ARE STILL IN DEVELOPMENT.

Rev	Description	Eng	Draft	Date
K	RE-ISSUE FOR INFORMATION	T.M.	L.C.	11.05.18
J	RE-ISSUE FOR INFORMATION	T.M.	L.C.	10.05.18
H	RE-ISSUE FOR INFORMATION	T.M.	L.C.	30.04.18
D	RE-ISSUE FOR INFORMATION	T.M.	L.C.	20.04.18
F	RE-ISSUE FOR INFORMATION	T.M.	M.A.E.	19.03.18
E	RE-ISSUE FOR INFORMATION	T.M.	L.C.	23.02.18
D	RE-ISSUE FOR INFORMATION	T.M.	L.C.	09.02.18
C	RE-ISSUE FOR INFORMATION	T.M.	L.C.	01.02.18
B	RE-ISSUE FOR ECI TENDER	T.M.	L.C.	26.06.17
A	ISSUE FOR ECI TENDER	T.M.	L.C.	19.05.17

**SANDSTONE PRECINCT**  
**EDUCATION BUILDING**  
 23-39 Bridge Street, Sydney 2000, Australia

**LEVEL 2 TEMPORARY WORKS / DEMOLITION PLAN**

Design Architect  
**make**  
 Level 2, 36 Carrington St, Sydney NSW 2000

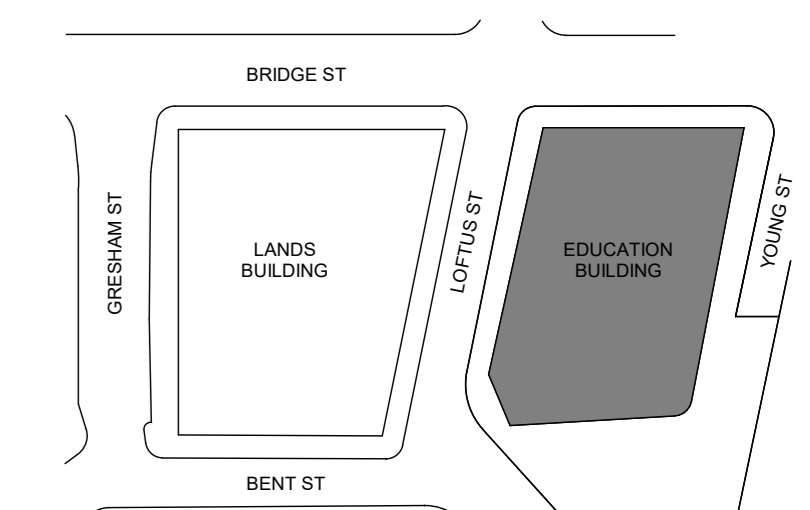
Executive Architect  
**Ridley**  
 Governor Philip Tower, Level 21, 1 Farrer Pl, Sydney NSW 2000

Structural Engineer  
**TTW Taylor Thomson Whitting**  
 612 9439 7288 | 48 Chandos Street St Leonards NSW 2065

Scale	AD	Drawn	Authorised
As Indicated	L.C.	B.Y.	
Job No	151903	Drawing No	SP-ST-E-S0104
Revision			

**15.06.18**  
**UNCONTROLLED COPY - WORK IN PROGRESS**

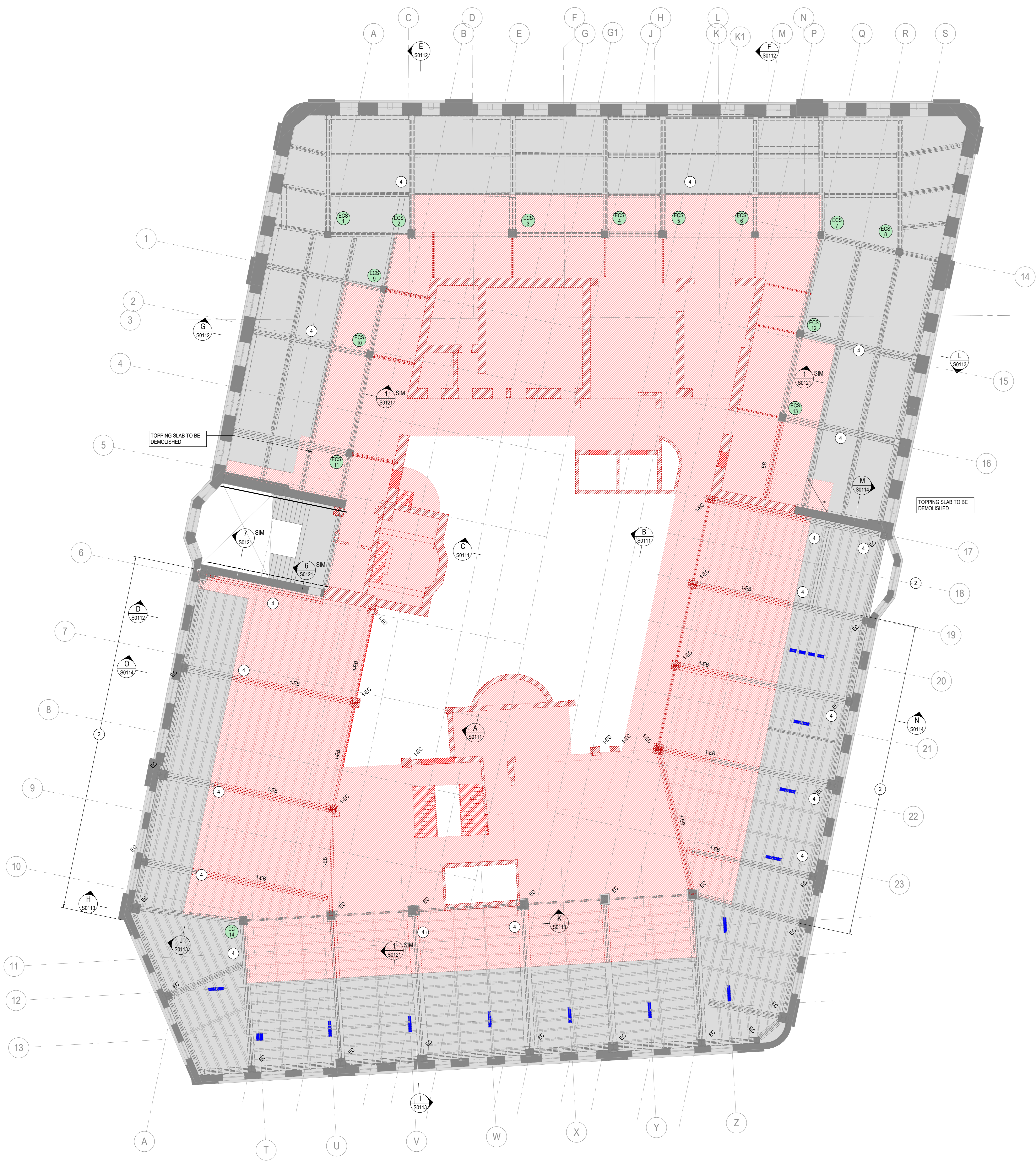
**KEY PLAN**



DRAWING TO BE PRINTED IN COLOUR

RISKS AND UNKNOWNNS	
LEVEL 2 TO LEVEL 3	
1	EXISTING FLOOR STRENGTH INVESTIGATIONS ARE REQUIRED TO ASCERTAIN THE STRENGTH OF THE EXISTING FLOOR STRUCTURE. THIS WILL ALLOW US TO PROVIDE TEMPORARY LOADING PLANS WHICH THEN DETERMINES WHAT MACHINERY CAN BE USED AND WHAT BACK PROPPING IS REQUIRED IN DEMOLISHING THE STRUCTURE. IF THE EXISTING STRUCTURE IS FOUND TO BE WEAK, STRENGTHENING MAY BE REQUIRED FOR BOTH THE PERMINANT AND TEMPORARY DESIGN
2	CONNECTION FROM THE EXISTING FLOOR TO THE FAÇADE THE TEMPORARY WORKS SCHEME RELIES ON THE ADEQUACE OF THE EXISTING CONNECTION BETWEEN THE FAÇADE AND THE EXISTING FLOOR. WE HAVE NOT BEEN ABLE TO INVESTIGATE THIS CONNECTION SO CAN'T CONFIRM ITS ADEQUACE.
3	ASSESSMENT OF THE INTERACTION BETWEEN THE TEMPORARY STEELWORK AND EXISTING FAÇADE THE TEMPORARY STABILITY SYSTEM HAS BEEN DESIGNED TO LIMIT THE LATERAL DEFLECTION ON THE FAÇADE TO HEIGHT/750 (IN ACCORANCE WITH THE CIRA BEST PRACTICE GUIDE FOR RETENTION OF MASONRY FAÇADES). FOLLOWING THE FAÇADE INTRUSIVE INVESTIGATIONS (TO ASCERTAIN THE MAKE-UP OF THE FAÇADE I.E. STONE THICKNESS, BRICKWORK THICKNESS AND CAVITY SIZE) A COMPREHENSIVE ANALYTICAL MODEL OF THE FAÇADE AND STEELWORK WILL BE DEVELOPED. THIS WILL ALLOW US TO PREDICT AREAS WHICH ARE MORE LIKELY TO CRACK. IT SHOULD BE NOTED THAT WHEN UNDERTAKING SUCH MAJOR WORK TO A BUILDING A DEGREE OF CRACKING IS INEVITABLE AND AN ALLOWANCE FOR REPAIR WORK IS REQUIRED
4	CONNECTION BETWEEN TEMPORARY STEEL TO EXISTING STRUCTURE WE HAVE SHOW A REASONABLY ROBUST CONNECTION DETAIL BETWEEN THE EXISTING CONCRETE ENCASED STEEL BEAMS AND TEMPORARY STEELWORK, HOWEVER UNTIL INVESTIGATIONS AND A DETAILED SURVEY HAS BEEN COMPLETED THIS CONNECTION CANNOT BE VARIFIED. IF THE EXISTING STRUCTURE IS SIGNIFICANTLY DIFFERENT (OR IN A DIFFERENT LOCATION) TO WHAT WE HAVE ASSUMED THIS CONNECTION WILL NEED TO BE CHANGED

① ON PLAN DENOTES RISKS AND UNKNOWNNS AS STATED IN TABLE ABOVE.



**LEVEL 3 OUTLINE TEMPORARY WORKS / DEMOLITION PLAN**  
 SCALE 1:100

- TEMPORARY WORKS / DEMOLITION LEGEND**
- HATCH DENOTES EXISTING STRUCTURE TO BE DEMOLISHED DURING EARLY WORKS / STAGE 1 DEMOLITION
  - HATCH DENOTES PENETRATION IN EXISTING SLAB FOR NEW COLUMNS. TO BE DONE IN A PROPPING SEQUENCE AS THE CONCRETE COLUMNS ARE BUILT.
  - 1-EB ON PLAN DENOTES EXISTING BEAM TO BE DEMOLISHED
  - 1-EC ON PLAN DENOTES EXISTING COLUMN TO BE DEMOLISHED
  - DENOTES EXISTING COLUMN REQUIRING STRENGTHENING WORKS
  - BREAK OFF EXISTING CONCRETE ENCASEMENT AND RE-POUR NEW CONCRETE COLUMN WITH NEW REINFORCEMENT. SIZE OF NEW CONCRETE TO MATCH EXISTING.

TEMPORARY WORKS COLUMN SCHEDULE			
MARK	SIZE	COMMENTS	TENSION LOAD (SERVICE)

TEMPORARY WORKS STEEL MEMBER SCHEDULE		
MARK	TYPE	SIZE

**NOTE**  
 DRAWINGS UPDATED FOR CO-ORDINATION OF EXTENT OF DEMOLITION. TEMPORARY STEELWORK, FOUNDATIONS AND CORBEL/BALCONY SUPPORTS ARE STILL IN DEVELOPMENT.

Rev	Description	Eng	Draft	Date
K	RE-ISSUE FOR INFORMATION	T.M.	L.C.	11.05.18
J	RE-ISSUE FOR INFORMATION	T.M.	L.C.	10.05.18
H	RE-ISSUE FOR INFORMATION	T.M.	L.C.	30.04.18
G	RE-ISSUE FOR INFORMATION	T.M.	L.C.	25.04.18
F	RE-ISSUE FOR INFORMATION	T.M.	M.A.E.	19.03.18
E	RE-ISSUE FOR INFORMATION	T.M.	L.C.	23.02.18
D	RE-ISSUE FOR INFORMATION	T.M.	L.C.	09.02.18
C	RE-ISSUE FOR INFORMATION	T.M.	L.C.	01.02.18
B	RE-ISSUE FOR ECI TENDER	T.M.	L.C.	26.06.17
A	ISSUE FOR ECI TENDER	T.M.	L.C.	19.05.17

**SANDSTONE PRECINCT**  
**EDUCATION BUILDING**  
 23-39 Bridge Street, Sydney 2000, Australia

**LEVEL 3 TEMPORARY WORKS / DEMOLITION PLAN**

Design Architect  
**make**  
 Level 2, 36 Carrington St, Sydney NSW 2000

Executive Architect  
**Ridley**  
 Governor Philip Tower, Level 21, 1 Farrer Pl, Sydney NSW 2000

Structural Engineer  
**TTW Taylor Thomson Whitting**  
 612 9439 7288 | 48 Chandos Street St Leonards NSW 2065

Scale: A0	Drawn: B.Y.	Authorised: K
As Indicated	L.C.	B.Y.
Job No: 151903	Drawing No: SP-ST-E-S0105	Revision: K
15/06/2018 2:30:34 PM		

**15.06.18 UNCONTROLLED COPY - WORK IN PROGRESS**