

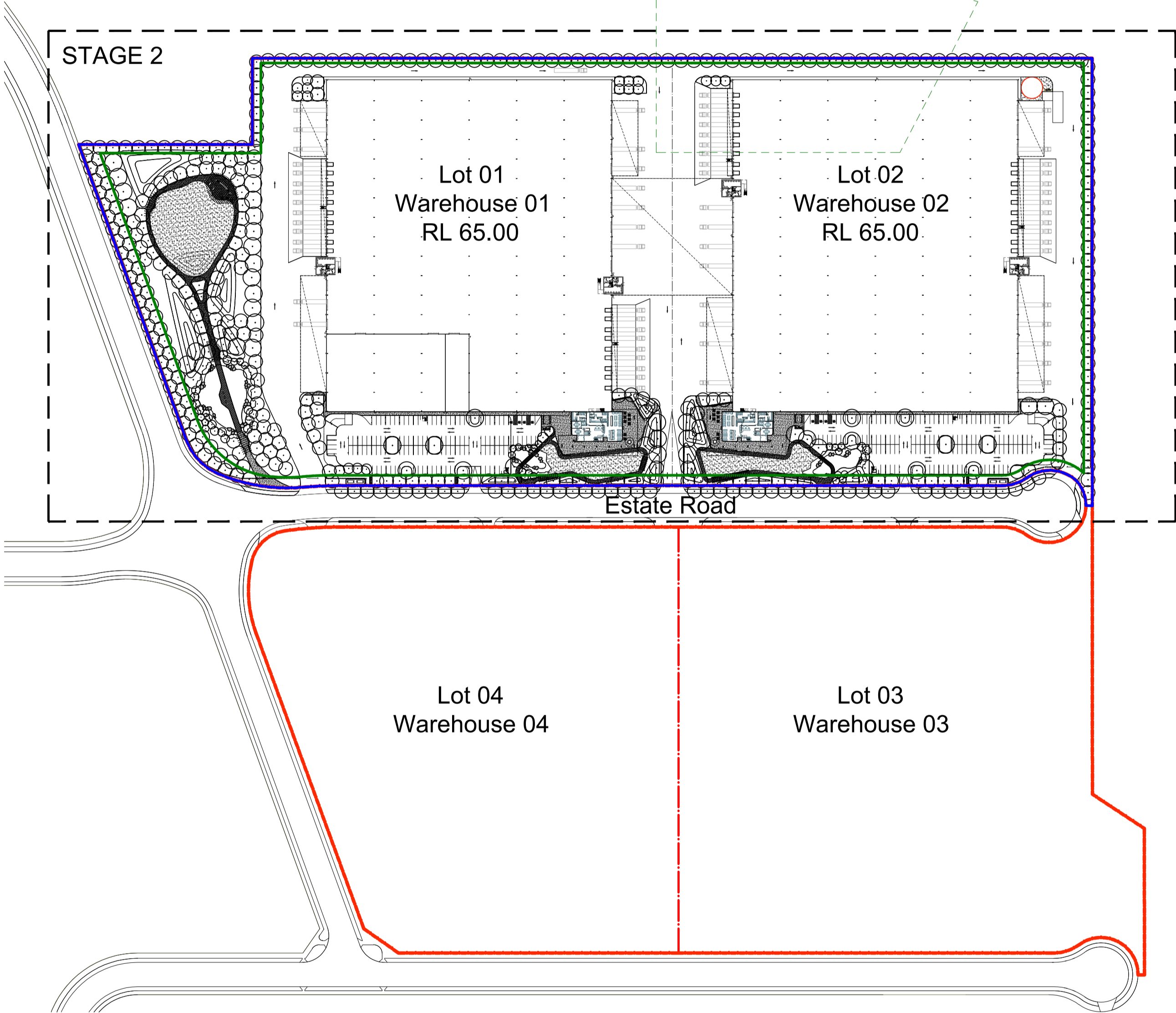
DHL Logistics Facility

Badgerys Creek

Landscape SSSDA Stage 2

Drawing Schedule

Drawing Number	Drawing Title	Scale
S2-000	Landscape Coversheet	N/A
S2-001	Material and Plant Schedule	N/A
S2-100	Landscape Masterplan	1:1200
S2-101	Landscape Plan - Lot 1	1:150
S2-102	Landscape Plan - Lot 1	1:150
S2-103	Landscape Plan - Lot 2	1:150
S2-104	Landscape Plan - Lot 2	1:150
S2-105	Landscape Plan - North Western Open Space	1:150
S2-106	Landscape Plan - North Western Open Space	1:150
S2-107	Landscape Plan - North Western Open Space	1:150
S2-501	Landscape Details	As Shown
S2-502	Landscape Details	As Shown
S2-601	Landscape Sections	1:50
S2-801	Landscape Lighting Concept - Lot 1	1:150
S2-802	Landscape Lighting Concept - Lot 2	1:150
S2-901	Existing Tree	1:1200
S2-902	Deep Soil	1:1200
S2-903	Canopy Cover	1:1200



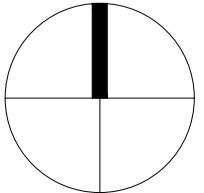
Site Plan | 1:2000

NOT FOR CONSTRUCTION

© 2021 Site Image (NSW) Pty Ltd. ABN 44 801 262 380 as agent for Site Image NSW Partnership. All rights reserved. This drawing is copyright and shall not be reproduced or copied in any form or by any means (graphic, electronic or mechanical including photocopying) without the written permission of Site Image (NSW) Pty Ltd. Any license, expressed or implied, to use this document for any purpose whatsoever is restricted to the terms of the written agreement between Site Image (NSW) Pty Ltd and the instructing party.

The contractor shall check and verify all work on site (including work by others) before commencing the landscape installation. Any discrepancies are to be reported to the Project Manager or Landscape Architect prior to commencing work. Do not scale this drawing. Any required dimensions not shown shall be referred to the Landscape Architect for confirmation.

Issue	Revision Description	Drawn	Check	Date
C	Architectural & Civil Coordination	RG	NM	23.09.2024
B	Architectural Coordination	RG	NM	16.05.2023
A	Architectural Coordination	RG	NM	01.03.2023



SITE IMAGE
Landscape Architects
Level 1, 3-5 Baptist Street
Redfern NSW 2016
Australia
Tel: (61 2) 8332 5600
Fax: (61 2) 9698 2877
www.siteimage.com.au

Client
DHL Supply Chain

Project
**DHL Logistics Facility
Badgerys Creek**

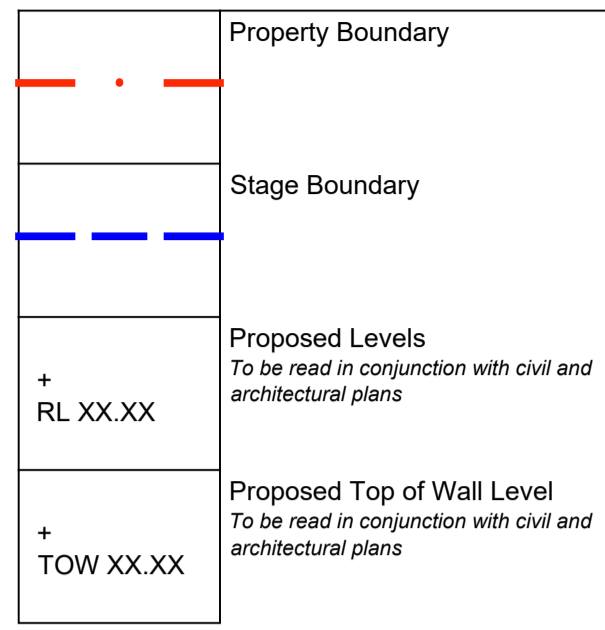
Drawing Name
Landscape Coversheet

Scale N/A
Job Number
SS22-4914

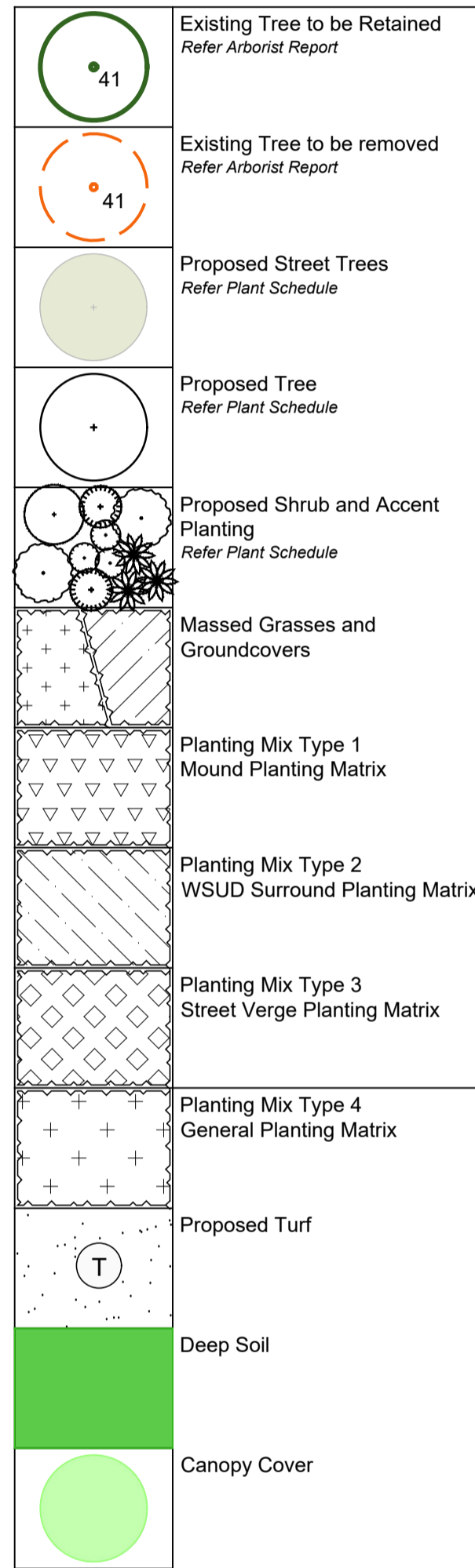
SSDA

Drawing Number
S2-000 Issue
C

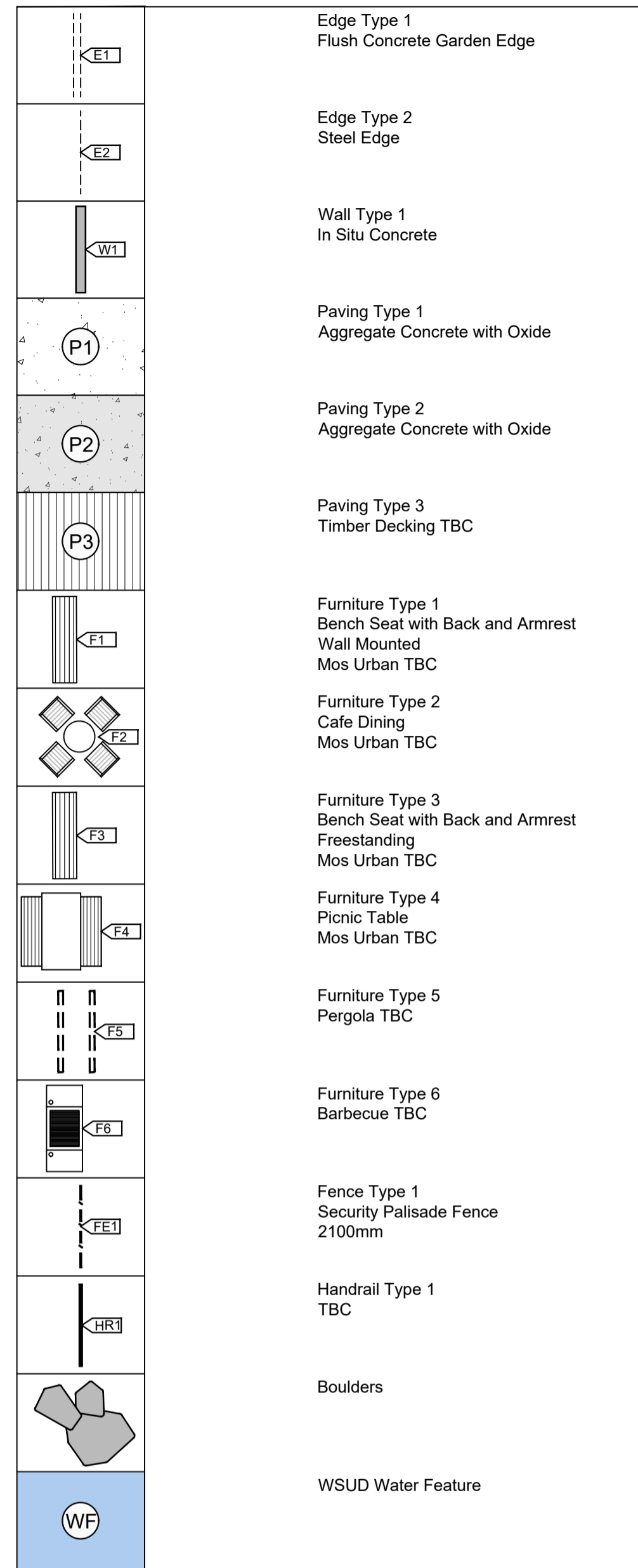
General



Softworks



Materials & Furniture



Lighting Types



Proposed Plant Schedule

Botanic Name	Common Name	Mature Size		Pot Size	Density	Native Exotic
		Height	Spread			
STREET TREES						
TREES						
Ame	<i>Acacia melanoxylon</i>	Blackwood	15m	8m	100L	As Shown N
Bac	<i>Brachychiton acerifolius</i> *	Illawarra Flame Tree	12m	6m	100L	As Shown N
Bmy	<i>Backhousia myrtifolia</i> *	Cinnamon Myrtle	7m	4m	100L	As Shown N
Bpo	<i>Brachychiton populneus</i>	Kurrajong	12m	5m	100L	As Shown N
Cap	<i>Ceratopetalum apetalum</i> *	Coachwood	20m		200L	As Shown N
Cau	<i>Celtis australis</i>	European nettle tree	14m	10m	200L	As Shown E
Cr	<i>Cryptocarya triplinervis</i> *	Three-veined Laurel	15m		200L	As Shown N
Ere	<i>Elaeocarpus reticulatus</i> *	Blueberry Ash	9m	4m	100L	As Shown N
Gbi	<i>Ginkgo biloba</i>	Ginkgo	11m	5m	100L	As Shown E
Hfl	<i>Hymenosporum flavum</i>	Native frangipani	10m	5m	100L	As Shown N
Hpe	<i>Harpullia pendula</i> *	Tulipwood	6m	4m	100L	As Shown N
Psi	<i>Pistacia sinensis</i>	Chinese pistachio	8m	5m	100L	As Shown E
San	<i>Syzygium anisatum</i> *	Aniseed myrtle	15m	8m	200L	As Shown N
Ssi	<i>Stenocarpus sinuatus</i>	Firewheel tree	25m	8m	200L	As Shown N
BOUNDARY PLANTING						
TREES						
Aan	<i>Arbutus andrachnoides</i>	Grecian Strawberry tree	7m	7m	100L	As Shown E
Ahi	<i>Angophora hispida</i> *	Dwarf Apple Gum	6m	4m	100L	As Shown N
Bci	<i>Backhousia citriodora</i> *	Lemon Myrtle	8m	4m	100L	As Shown N
Bmy	<i>Backhousia myrtifolia</i> *	Cinnamon Myrtle	7m	4m	100L	As Shown N
Bpo	<i>Brachychiton populneus</i>	Kurrajong	12m	5m	100L	As Shown N
Ere	<i>Elaeocarpus reticulatus</i> *	Blueberry Ash	9m	4m	100L	As Shown N
Gtr	<i>Gleditsia triacanthos</i> 'Shademaster'	Honey locust	10m	8m	100L	As Shown E
Ltu	<i>Liriodendron tulipifera</i>	Tulip tree	15m	7m	100L	As Shown E
Pel	<i>Podocarpus elatus</i>	Plum pine	10m	6m	100L	As Shown N
ON-LOT PLANTING						
TREES						
Aex	<i>Alphitonia excelsa</i> *	Red ash	15m	8m	200L	As Shown N
Aan	<i>Arbutus andrachnoides</i>	Grecian Strawberry tree	7m	7m	100L	As Shown E
Bci	<i>Backhousia citriodora</i> *	Lemon Myrtle	8m	4m	200L	As Shown N
Bpo	<i>Brachychiton populneus</i>	Kurrajong	12m	5m	200L	As Shown N
Can	<i>Cupaniopsis anacardioides</i> *	Tuckeroo	8m	6m	100L	As Shown N
Cca	<i>Calodendrum capense</i>	Cape chestnut	10m	10m	100L	As Shown E
Eac	<i>Ehretia acuminata</i> *	Koda	10m	8m	100L	As Shown N
Ere	<i>Elaeocarpus reticulatus</i> *	Blueberry Ash	9m	4m	100L	As Shown N
Gbi	<i>Ginkgo biloba</i>	Ginkgo	11m	5m	100L	As Shown E
Qil	<i>Quercus ilex</i>	Holm oak	20m	12m	200L	As Shown E
Wfl	<i>Waterhousea floribunda</i> *	Weeping Lilly pilli	13m	10m	200L	As Shown N
Zse	<i>Zelkova serrata</i>	Japanese Zelkova	11m	9m	100L	As Shown E
ON-LOT CARPARK PLANTING						
TREES						
Ahi	<i>Angophora hispida</i> *	Dwarf Apple Gum	6m	4m	100L	As Shown N
Bpo	<i>Brachychiton populneus</i>	Kurrajong	12m	5m	100L	As Shown N
Cca	<i>Calodendrum capense</i>	Cape chestnut	10m	10m	100L	As Shown E
Gtr	<i>Gleditsia triacanthos</i> 'Shademaster'	Honey locust	10m	8m	100L	As Shown E
Hpe	<i>Harpullia pendula</i>	Tulipwood	8m	6m	100L	As Shown N
Hti	<i>Hibiscus tiliaceus</i> *	Native Hibiscus	5m	4m	100L	As Shown N
Wfl	<i>Waterhousea floribunda</i> *	Weeping Lilly pilli	13m	10m	100L	As Shown N
SHRUBS & ACCENTS						
Af	<i>Acacia flexifolia</i>	Bent-leaf Wattle	1.5	2	300mm	As Shown
An	<i>Atriplex nummularia</i>	Old man saltbush	3	4	300mm	As Shown N
Bs	<i>Billardiera scandens</i>	Common Apple Berry	1.5	3	300mm	As Shown N
Cp	<i>Callistemon pallidus</i>	Lemon Bottlebrush	3	2	300mm	As Shown
De	<i>Doryanthes excelsa</i>	Gymea Lily	3	0.3	300mm	As Shown
LWR	<i>Leucadendron salignum</i> 'Winter Red'	Conebush	1.2	1.8	300mm	As Shown
Mt	<i>Melaleuca thymifolia</i>	Honey Myrtle	1.2	2	300mm	As Shown
OdR	<i>Ozothamnus diosmifolius</i> 'Radiance'	Rice Flower	2	1.2	300mm	As Shown
WGB	<i>Westringia fruticosa</i> 'Grey Box'		0.5	0.5	300mm	As Shown
GRASSES & GROUND COVERS						
As	<i>Acrotriche semulata</i>	Honey Pots	0.3	1	150mm	5/m2 N
ACC	<i>Adenanthos cuneatus</i> 'Coral Carpet'				150mm	5/m2
ALS	<i>Anigozanthos flavidus</i> 'Landscape Scarlet'	Kangaroo Paw			150mm	5/m2
Ah	<i>Astroloma humifusum</i>	Cranberry Heath	0.5	1.5	150mm	5/m2 N
Dc	<i>Dianella caerulea</i>				150mm	5/m2
DLR	<i>Dianella revoluta</i> 'Little Rev'				150mm	5/m2
Dr	<i>Dichondra repens</i>				150mm	5/m2
Ju	<i>Juncus usitatus</i>				150mm	5/m2
Lf	<i>Lomandra fluviatilis</i> 'ABU7'				150mm	5/m2
Lh	<i>Lomandra hystrix</i>				150mm	5/m2
LT	<i>Lomandra longifolia</i> 'Tanika'				150mm	5/m2
PE	<i>Poa labillardieri</i> 'Eskdale'				150mm	5/m2
Rs	<i>Rhagodia spinescens</i>				150mm	5/m2
WFF	<i>Westringia fruticosa</i> 'Flat 'n' Fruity'				150mm	5/m2

Planting species adopted from Northern Gateway Public Domain and Landscape Strategy (Issue B)
 Prepared by CLOUSTON Associates dated 30th November 2021
 PCC Penrith City Council preferred species list

NOT FOR CONSTRUCTION

© 2021 Site Image (NSW) Pty Ltd. ABN 44 801 262 380 as agent for Site Image NSW Partnership. All rights reserved. This drawing is copyright and shall not be reproduced or copied in any form or by any means (graphic, electronic or mechanical including photology) without the written permission of Site Image (NSW) Pty Ltd. Any license, expressed or implied, to use this document for any purpose what so ever is restricted to the terms of the written agreement between Site Image (NSW) Pty Ltd and the instructing party.

The contractor shall check and verify all work on site (including work by others) before commencing the landscape installation. Any discrepancies are to be reported to the Project Manager or Landscape Architect prior to commencing work. Do not scale this drawing. Any required dimensions not shown shall be referred to the Landscape Architect for confirmation.

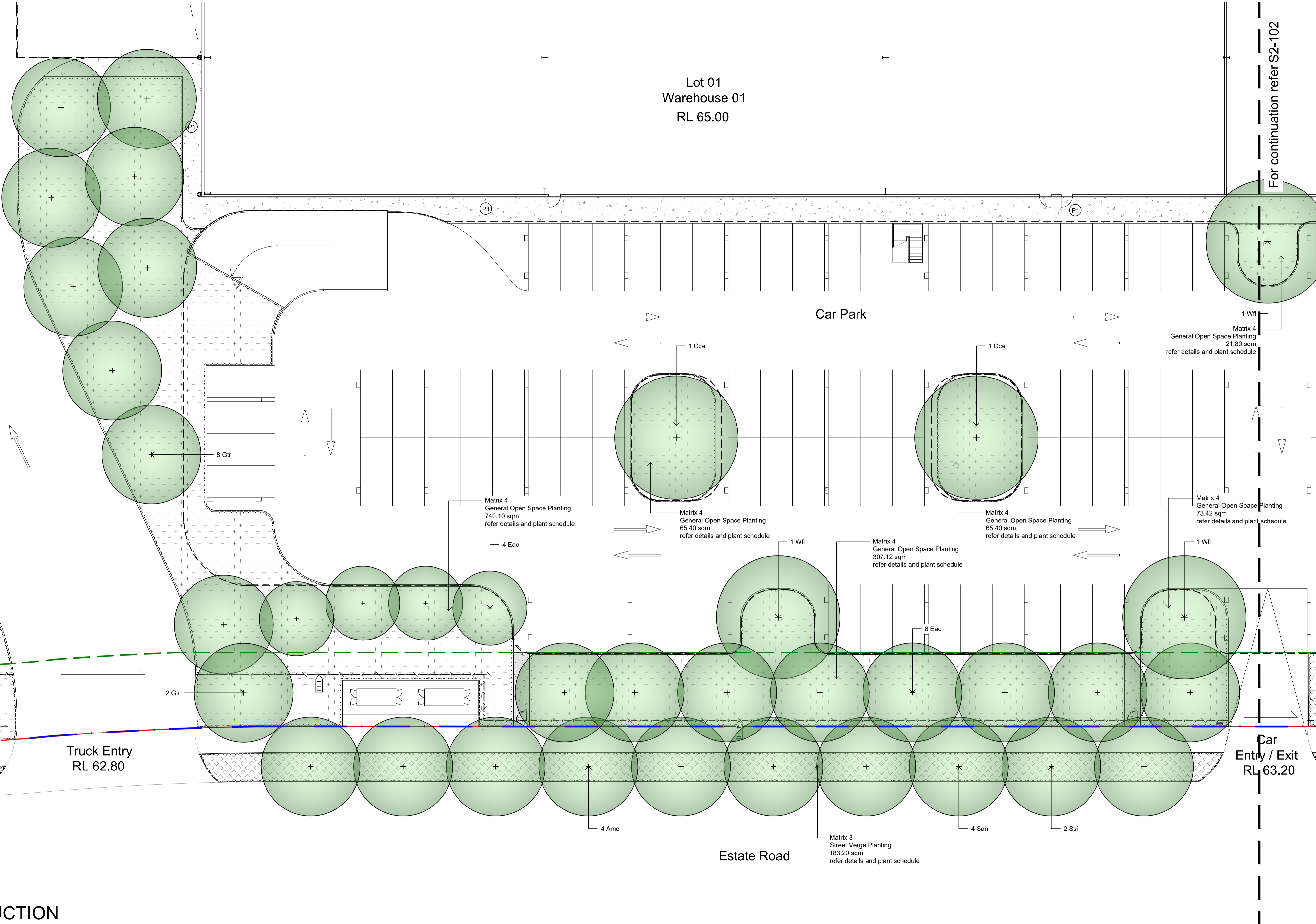
C	Architectural & Civil Coordination	RG	NM	23.09.2024
B	Architectural Coordination	RG	NM	16.05.2023
A	Architectural Coordination	RG	NM	01.03.2023
Issue	Revision Description	Drawn	Check	Date



Client
DHL Supply Chain
 Project
DHL Logistics Facility
Badgerys Creek

Drawing Name
Material and Plant Schedule
 Drawing Number
SS22-4914
 Scale
 N/A
 Job Number
SS22-4914
 Issue
S2-001 C

SSDA



NOT FOR CONSTRUCTION

© 2021 Site Image (NSW) Pty Ltd. ABN 44 801 262 380 as agent for Site Image NSW Partnership. All rights reserved. This drawing is copyright and shall not be reproduced or copied in any form or by any means (graphic, electronic or mechanical including photology) without the written permission of Site Image (NSW) Pty Ltd. Any license, expressed or implied, to use this document for any purpose whatsoever is restricted to the terms of the written agreement between Site Image (NSW) Pty Ltd and the instructing party.

The contractor shall check and verify all work on site (including work by others) before commencing the landscape installation. Any discrepancies are to be reported to the Project Manager or Landscape Architect prior to commencing work. Do not scale this drawing. Any required dimensions not shown shall be referred to the Landscape Architect for confirmation.

Legend Refer Drawing S2-001

Issue	Revision Description	Drawn	Check	Date
C	Architectural & Civil Coordination	RG	NM	23.09.2024
B	Architectural Coordination	RG	NM	16.05.2023
A	Architectural Coordination	RG	NM	01.03.2023

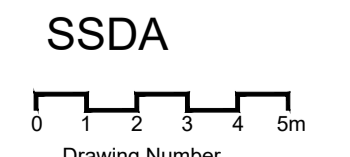
SITE IMAGE
Landscape Architects
Level 1, 3-5 Baptist Street
Redfern NSW 2016
Australia
Tel: (61 2) 8332 5600
Fax: (61 2) 9698 2877
www.siteimage.com.au

Client
DHL Supply Chain

Project
**DHL Logistics Facility
Badgerys Creek**

Drawing Name
**Landscape Plan
Lot 1**

Scale 1:150 @ A1
Job Number
SS22-4914



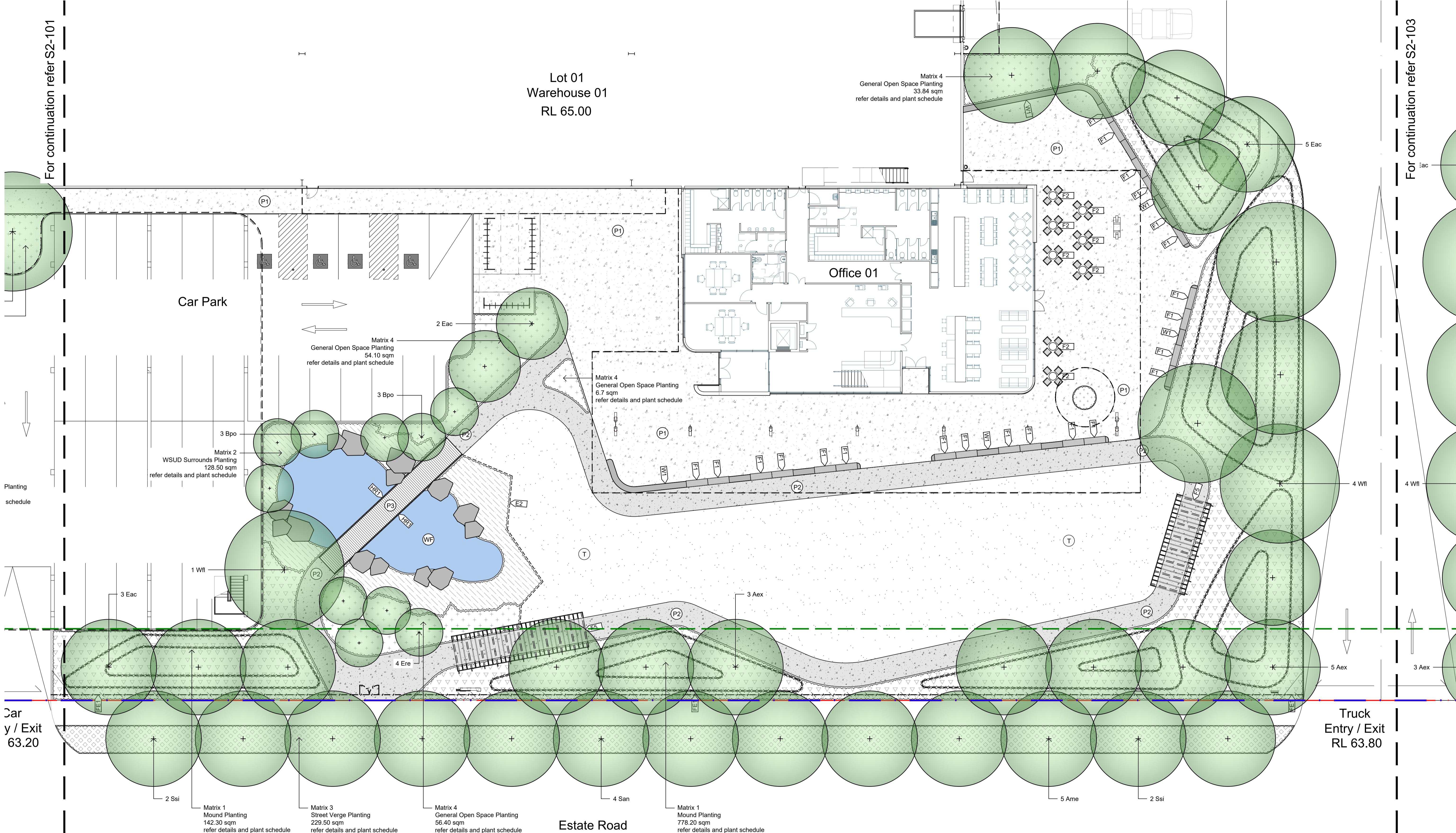
SSDA
Drawing Number
S2-101 C

For continuation refer S2-101

For continuation refer S2-103

Lot 01
Warehouse 01
RL 65.00

Matrix 4
General Open Space Planting
33.84 sqm
refer details and plant schedule



Car
Entry / Exit
RL 63.20

Truck
Entry / Exit
RL 63.80

NOT FOR CONSTRUCTION

Legend Refer Drawing S2-001

© 2021 Site Image (NSW) Pty Ltd. ABN 44 801 262 380 as agent for Site Image NSW Partnership. All rights reserved. This drawing is copyright and shall not be reproduced or copied in any form or by any means (graphic, electronic or mechanical including photology) without the written permission of Site Image (NSW) Pty Ltd. Any license, expressed or implied, to use this document for any purpose whatsoever is restricted to the terms of the written agreement between Site Image (NSW) Pty Ltd and the instructing party.

The contractor shall check and verify all work on site (including work by others) before commencing the landscape installation. Any discrepancies are to be reported to the Project Manager or Landscape Architect prior to commencing work. Do not scale this drawing. Any required dimensions not shown shall be referred to the Landscape Architect for confirmation.

Issue	Revision Description	Drawn	Check	Date
C	Architectural & Civil Coordination	RG	NM	23.09.2024
B	Architectural Coordination	RG	NM	16.05.2023
A	Architectural Coordination	RG	NM	01.03.2023

SITE IMAGE



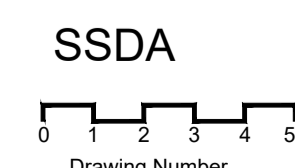
Landscape Architects
Level 1, 3-5 Baptist Street
Redfern NSW 2016
Australia
Tel: (61 2) 8332 5600
Fax: (61 2) 9698 2877
www.siteimage.com.au

Client
DHL Supply Chain

Project
DHL Logistics Facility
Badgers Creek

Drawing Name
Landscape Plan
Lot 1

Scale 1:150 @ A1
Job Number
SS22-4914

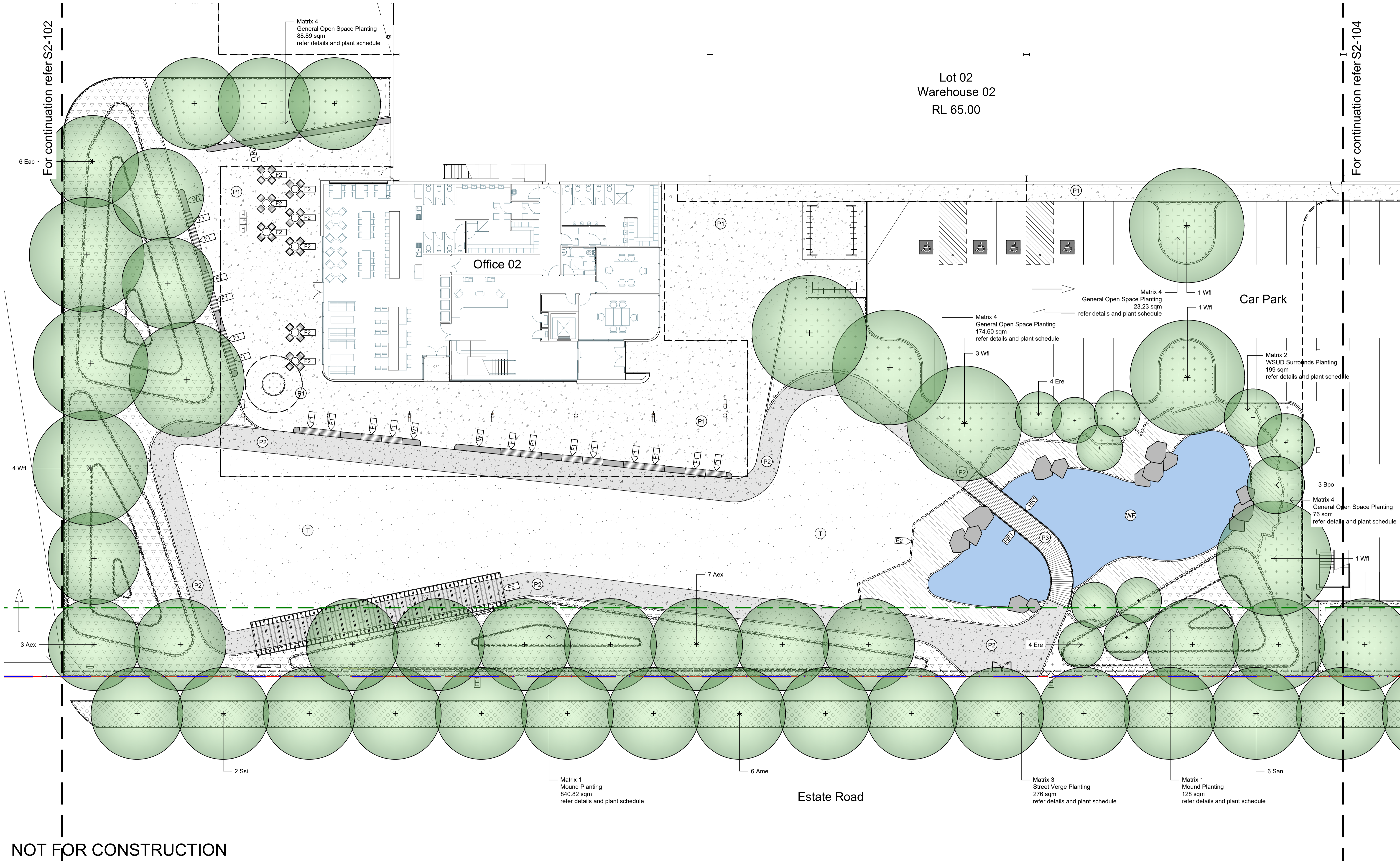


Issue
S2-102 C

For continuation refer S2-102

For continuation refer S2-104

Lot 02
Warehouse 02
RL 65.00



NOT FOR CONSTRUCTION

© 2021 Site Image (NSW) Pty Ltd. ABN 44 801 262 380 as agent for Site Image NSW Partnership. All rights reserved. This drawing is copyright and shall not be reproduced or copied in any form or by any means (graphic, electronic or mechanical including photology) without the written permission of Site Image (NSW) Pty Ltd. Any license, expressed or implied, to use this document for any purpose whatsoever is restricted to the terms of the written agreement between Site Image (NSW) Pty Ltd and the instructing party.

The contractor shall check and verify all work on site (including work by others) before commencing the landscape installation. Any discrepancies are to be reported to the Project Manager or Landscape Architect prior to commencing work. Do not scale this drawing. Any required dimensions not shown shall be referred to the Landscape Architect for confirmation.

Legend Refer Drawing S2-001

Issue	Revision Description	Drawn	Check	Date
C	Architectural & Civil Coordination	RG	NM	23.09.2024
B	Architectural Coordination	RG	NM	16.05.2023
A	Architectural Coordination	RG	NM	01.03.2023

SITE IMAGE
Landscape Architects
Level 1, 3-5 Baptist Street
Redfern NSW 2016
Australia
Tel: (61 2) 8332 5600
Fax: (61 2) 9698 2877
www.siteimage.com.au

Client
DHL Supply Chain
Project
**DHL Logistics Facility
Badgers Creek**

Drawing Name
**Landscape Plan
Lot 2**

Scale 1:150 @ A1
Job Number
SS22-4914

SSDA
0 1 2 3 4 5m
Drawing Number

Issue
S2-103 C

For continuation refer S2-103

Lot 02
Warehouse 02
RL 65.00

Car Park

Estate Road

Car
Entry / Exit
RL 64.00

Truck Exit
RL 64.20

NOT FOR CONSTRUCTION

© 2021 Site Image (NSW) Pty Ltd. ABN 44 801 262 380 as agent for Site Image NSW Partnership. All rights reserved. This drawing is copyright and shall not be reproduced or copied in any form or by any means (graphic, electronic or mechanical including photology) without the written permission of Site Image (NSW) Pty Ltd. Any license, expressed or implied, to use this document for any purpose whatsoever is restricted to the terms of the written agreement between Site Image (NSW) Pty Ltd and the instructing party.

Legend Refer Drawing S2-001

SITE IMAGE



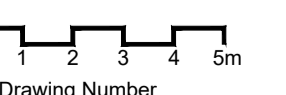
Landscape Architects
Level 1, 3-5 Baptist Street
Redfern NSW 2016
Australia
Tel: (61 2) 8332 5600
Fax: (61 2) 9698 2877
www.siteimage.com.au

Client
DHL Supply Chain

Project
DHL Logistics Facility
Badgerys Creek

Drawing Name
Landscape Plan
Lot 2

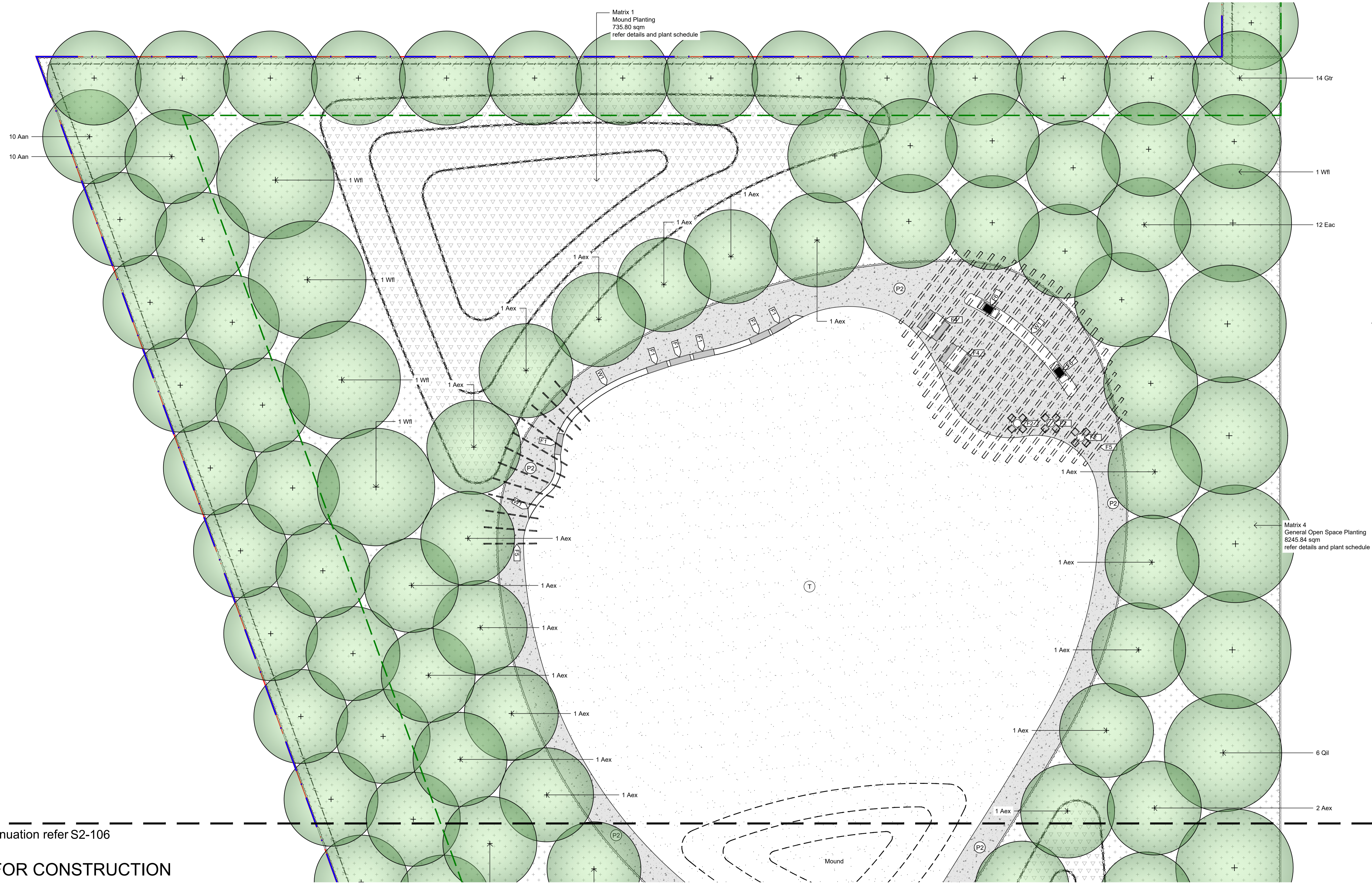
SSDA



Scale 1:150 @ A1
Job Number
SS22-4914

Issue
S2-104 C

Issue	Revision Description	Drawn	Check	Date
C	Architectural & Civil Coordination	RG	NM	23.09.2024
B	Architectural Coordination	RG	NM	16.05.2023
A	Architectural Coordination	RG	NM	01.03.2023



Matrix 1
Mound Planting
735.80 sqm
refer details and plant schedule

Matrix 4
General Open Space Planting
8245.84 sqm
refer details and plant schedule

For continuation refer S2-106

NOT FOR CONSTRUCTION

© 2021 Site Image (NSW) Pty Ltd. ABN 44 801 262 380 as agent for Site Image NSW Partnership. All rights reserved. This drawing is copyright and shall not be reproduced or copied in any form or by any means (graphic, electronic or mechanical including photology) without the written permission of Site Image (NSW) Pty Ltd. Any license, expressed or implied, to use this document for any purpose whatsoever is restricted to the terms of the written agreement between Site Image (NSW) Pty Ltd and the instructing party.

The contractor shall check and verify all work on site (including work by others) before commencing the landscape installation. Any discrepancies are to be reported to the Project Manager or Landscape Architect prior to commencing work. Do not scale this drawing. Any required dimensions not shown shall be referred to the Landscape Architect for confirmation.

Legend Refer Drawing S2-001

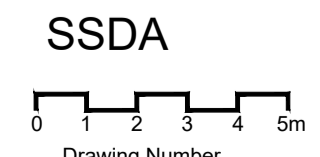
Issue	Revision Description	Drawn	Check	Date
C	Architectural & Civil Coordination	RG	NM	23.09.2024
B	Architectural Coordination	RG	NM	16.05.2023
A	Architectural Coordination	RG	NM	01.03.2023

SITE IMAGE
Landscape Architects
Level 1, 3-5 Baptist Street
Redfern NSW 2016
Australia
Tel: (61 2) 8332 5600
Fax: (61 2) 9698 2877
www.siteimage.com.au

Client
DHL Supply Chain

Project
**DHL Logistics Facility
Badgerys Creek**

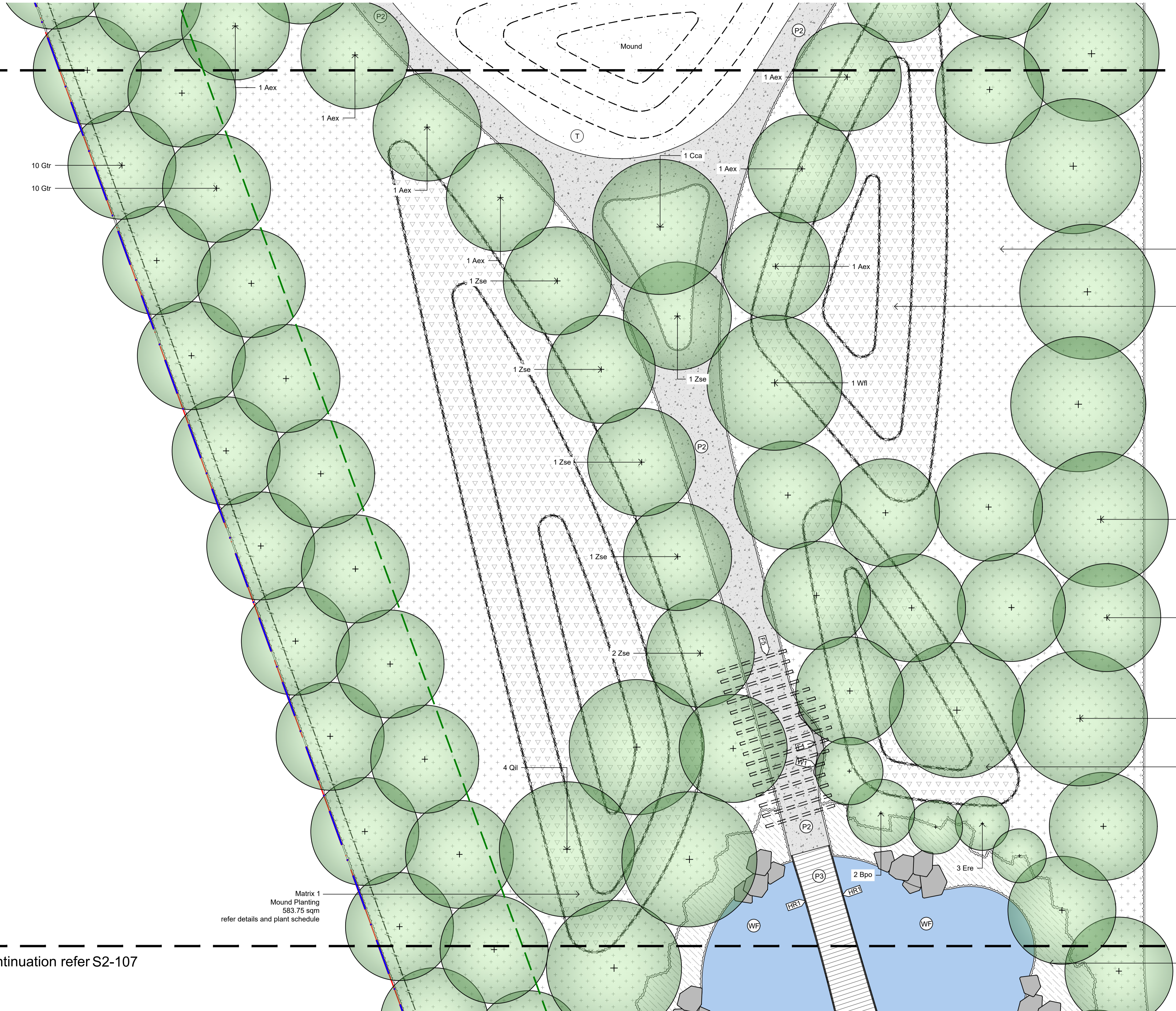
Drawing Name
**Landscape Plan
North Western Open Space**



SSDA
Scale 1:150 @ A1
Job Number
SS22-4914

Issue
S2-105 C

For continuation refer S2-105



Matrix 4
General Open Space Planting
8245.84 sqm
refer details and plant schedule

Matrix 1
Mound Planting
365.55 sqm
refer details and plant schedule

5 Qil

8 Zse

2 Qil

Matrix 1
Mound Planting
192.55 sqm
refer details and plant schedule

Matrix 2
WSUD Surrounds Planting
362.25 sqm
refer details and plant schedule

Hardstand
RL 65.00

Matrix 1
Mound Planting
583.75 sqm
refer details and plant schedule

For continuation refer S2-107

NOT FOR CONSTRUCTION

© 2021 Site Image (NSW) Pty Ltd. ABN 44 801 262 380 as agent for Site Image NSW Partnership. All rights reserved. This drawing is copyright and shall not be reproduced or copied in any form or by any means (graphic, electronic or mechanical including photocopying) without the written permission of Site Image (NSW) Pty Ltd. Any license, expressed or implied, to use this document for any purpose whatsoever is restricted to the terms of the written agreement between Site Image (NSW) Pty Ltd and the instructing party.

The contractor shall check and verify all work on site (including work by others) before commencing the landscape installation. Any discrepancies are to be reported to the Project Manager or Landscape Architect prior to commencing work. Do not scale this drawing. Any required dimensions not shown shall be referred to the Landscape Architect for confirmation.

Legend Refer Drawing S2-001

C	Architectural & Civil Coordination	RG	NM	23.09.2024
B	Architectural Coordination	RG	NM	16.05.2023
A	Architectural Coordination	RG	NM	01.03.2023
Issue	Revision Description	Drawn	Check	Date

SITE IMAGE
Landscape Architects
Level 1, 3-5 Baptist Street
Redfern NSW 2016
Australia
Tel: (61 2) 8332 5600
Fax: (61 2) 9698 2877
www.siteimage.com.au

Client
DHL Supply Chain

Project
**DHL Logistics Facility
Badgerys Creek**

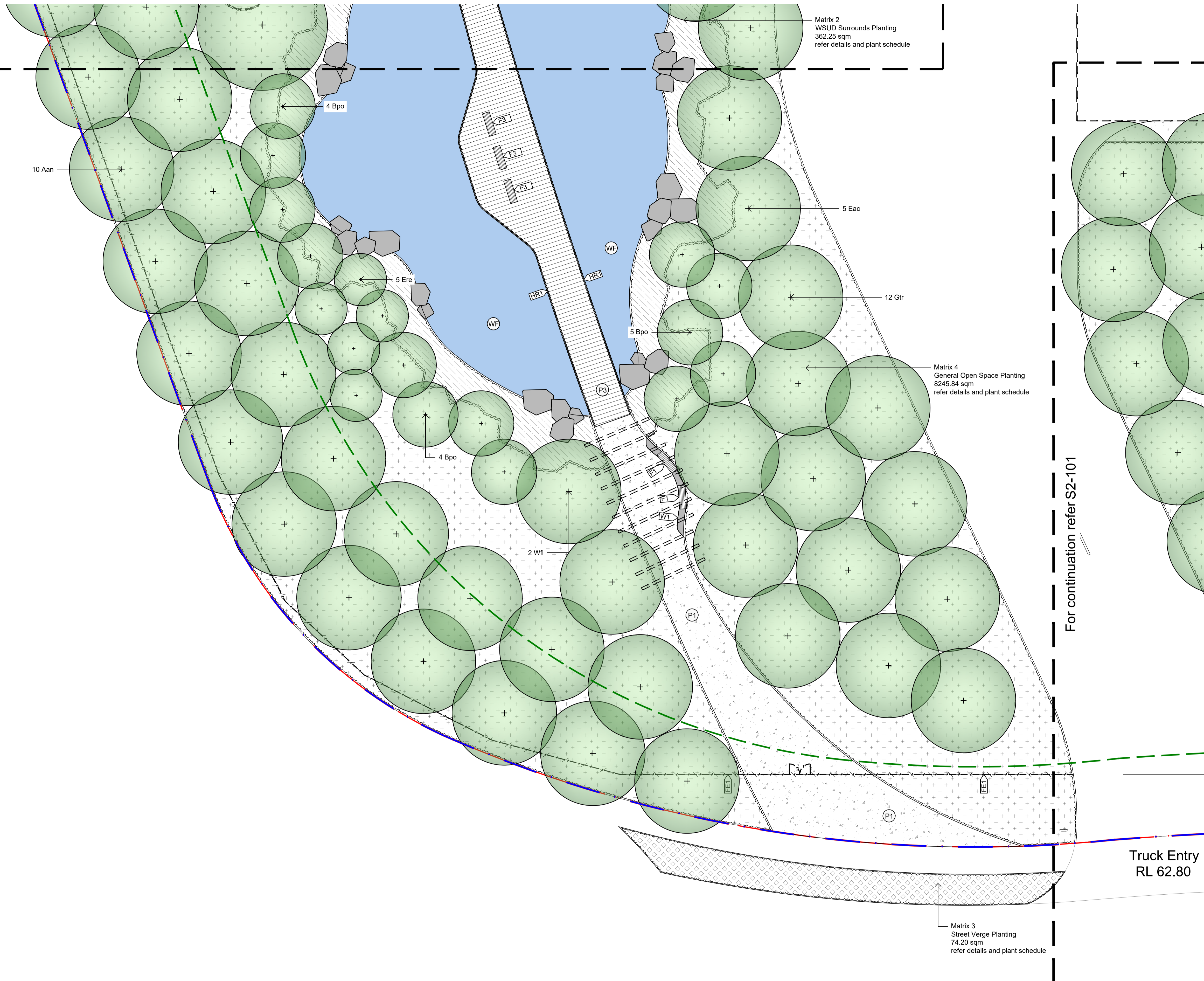
Drawing Name
**Landscape Plan
North Western Open Space**

SSDA
Scale 1:150 @ A1
Job Number
Drawing Number

SS22-4914

S2-106 C

For continuation refer S2-106



For continuation refer S2-101

NOT FOR CONSTRUCTION

© 2021 Site Image (NSW) Pty Ltd. ABN 44 801 262 380 as agent for Site Image NSW Partnership. All rights reserved. This drawing is copyright and shall not be reproduced or copied in any form or by any means (graphic, electronic or mechanical including photocopying) without the written permission of Site Image (NSW) Pty Ltd. Any license, expressed or implied, to use this document for any purpose whatsoever is restricted to the terms of the written agreement between Site Image (NSW) Pty Ltd and the instructing party.

The contractor shall check and verify all work on site (including work by others) before commencing the landscape installation. Any discrepancies are to be reported to the Project Manager or Landscape Architect prior to commencing work. Do not scale this drawing. Any required dimensions not shown shall be referred to the Landscape Architect for confirmation.

Legend Refer Drawing S2-001

Issue	Revision Description	Drawn	Check	Date
C	Architectural & Civil Coordination	RG	NM	23.09.2024
B	Architectural Coordination	RG	NM	16.05.2023
A	Architectural Coordination	RG	NM	01.03.2023

SITE IMAGE



Landscape Architects
Level 1, 3-5 Baptist Street
Redfern NSW 2016
Australia
Tel: (61 2) 8332 5600
Fax: (61 2) 9698 2877
www.siteimage.com.au

Client
DHL Supply Chain

Project
DHL Logistics Facility
Badgerys Creek

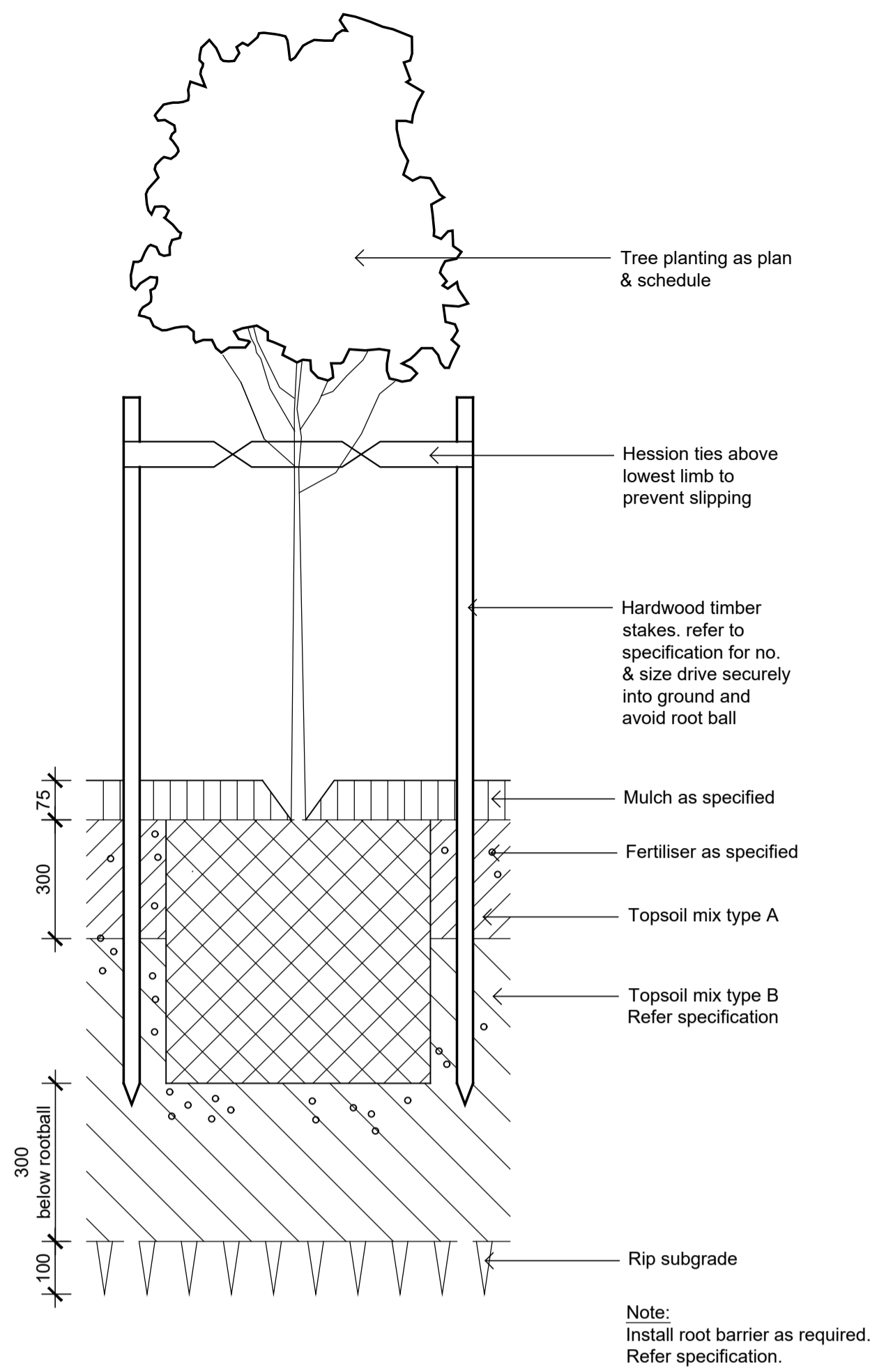
Drawing Name
Landscape Plan
North Western Open Space

Scale 1:150 @ A1
Job Number
SS22-4914

SSDA

Drawing Number
S2-107

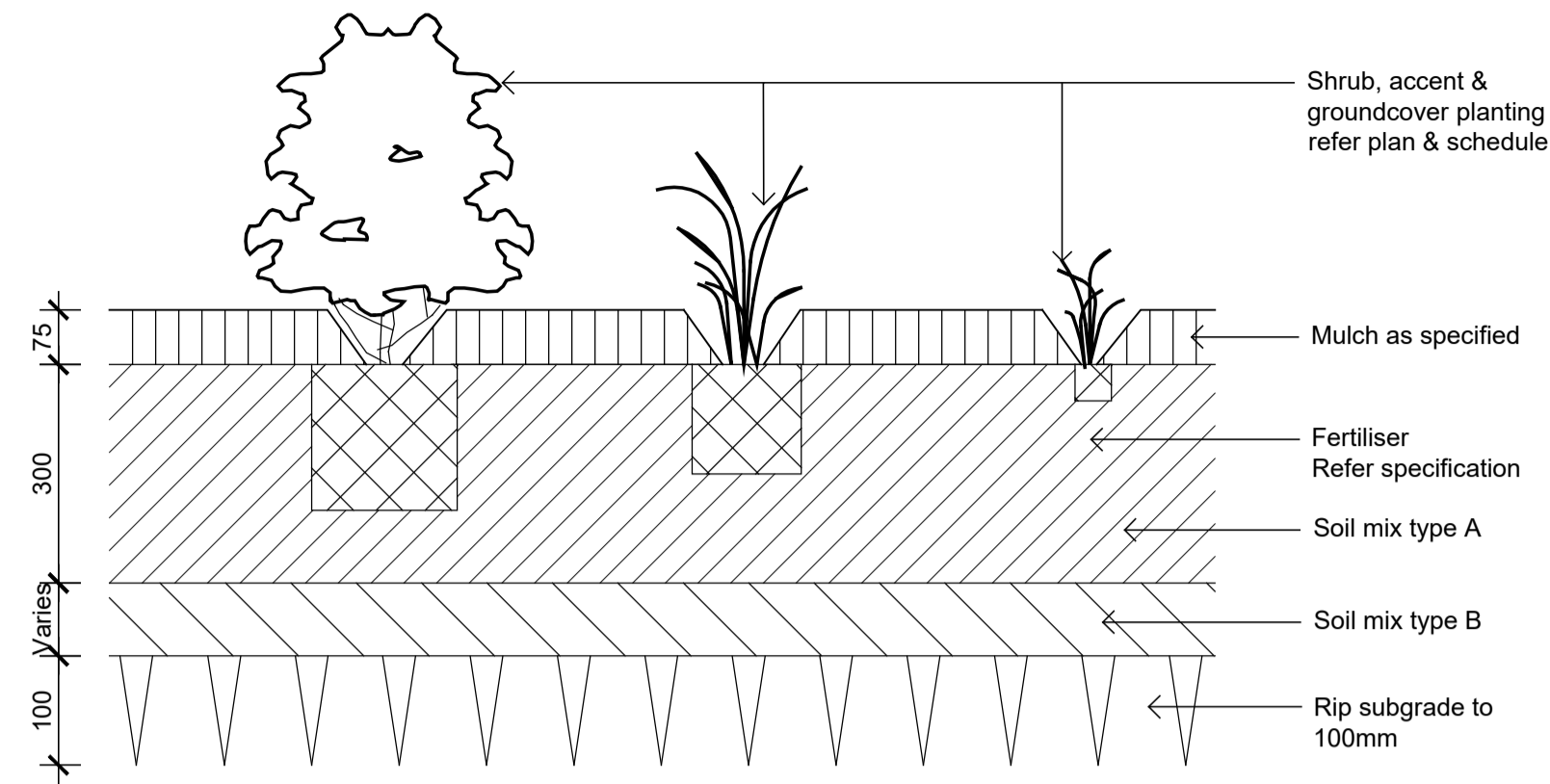
Issue
C



01 Detail 75-200L Tree Planting on Grade

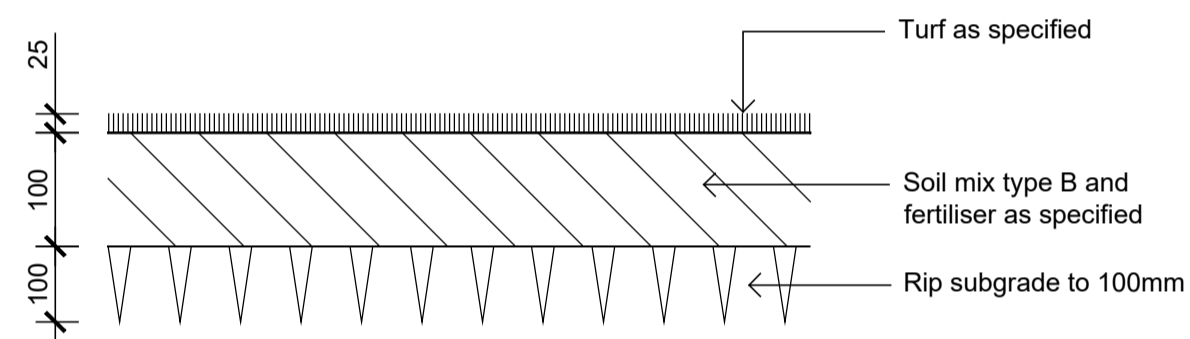
1:10

Note:
Install root barrier as required.
Refer specification.



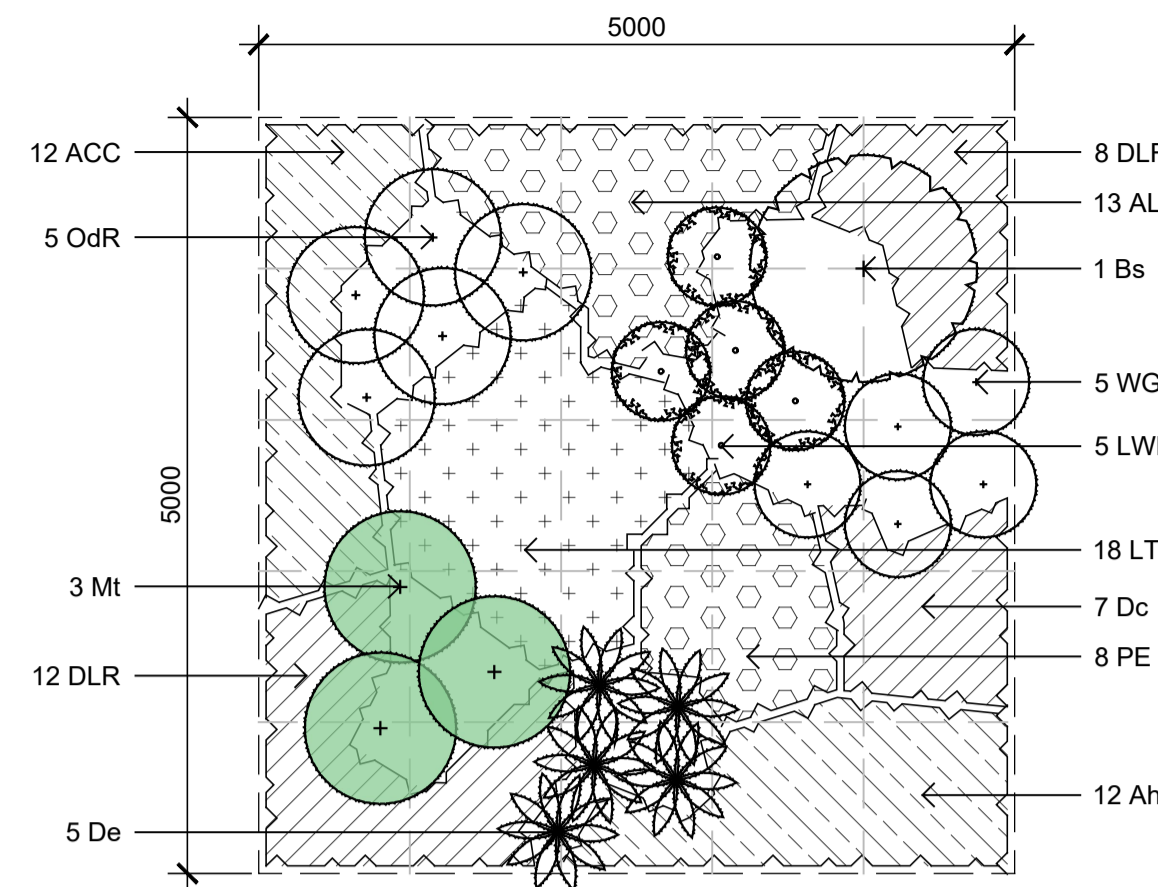
02 Detail Shrub Accent & Groundcover Planting on Grade

1:10



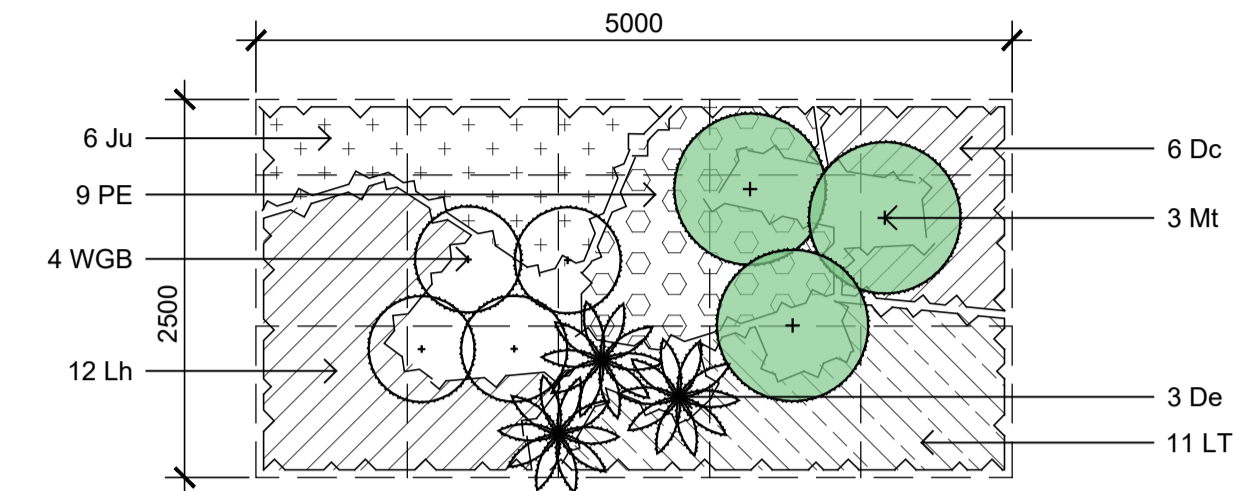
03 Detail Turf on Even Grade

1:10



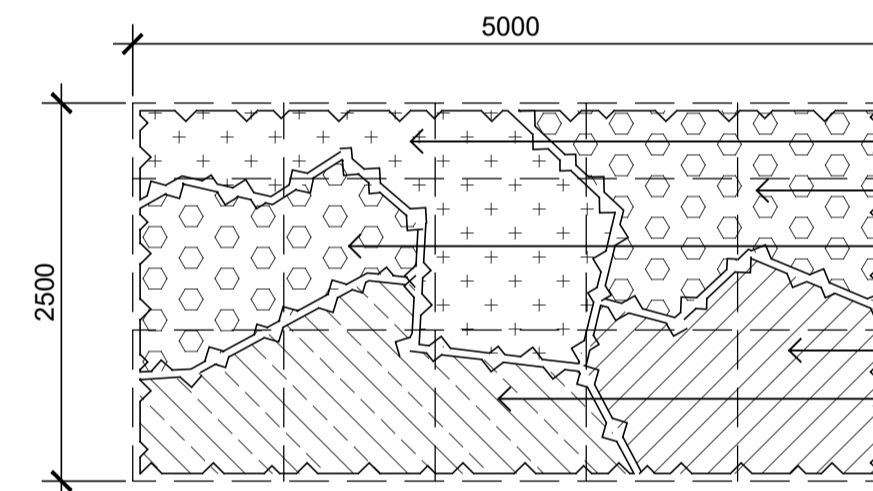
Planting Matrix 1 - Mound Planting

1:50



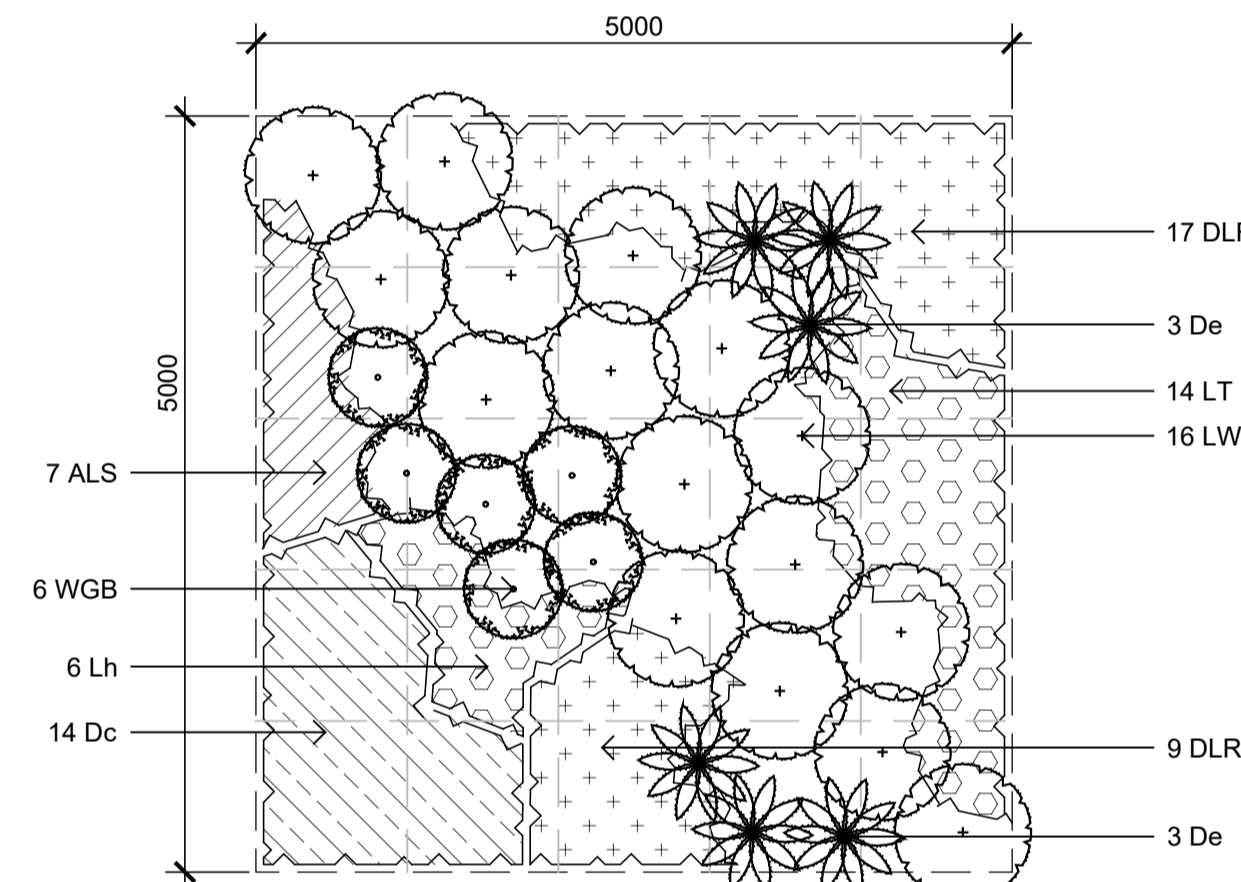
Planting Matrix 2 - WSUD Surrounds

1:50



Planting Matrix 3 - Street Verge Planting

1:50



Planting Matrix 4 - General Open Space

1:50

NOT FOR CONSTRUCTION

© 2021 Site Image (NSW) Pty Ltd. ABN 44 801 262 380 as agent for Site Image NSW Partnership. All rights reserved. This drawing is copyright and shall not be reproduced or copied in any form or by any means (graphic, electronic or mechanical including photocopying) without the written permission of Site Image (NSW) Pty Ltd. Any license, expressed or implied, to use this document for any purpose whatsoever is restricted to the terms of the written agreement between Site Image (NSW) Pty Ltd and the instructing party.

The contractor shall check and verify all work on site (including work by others) before commencing the landscape installation. Any discrepancies are to be reported to the Project Manager or Landscape Architect prior to commencing work. Do not scale this drawing. Any required dimensions not shown shall be referred to the Landscape Architect for confirmation.

Issue	Revision Description	Drawn	Check	Date
B	Architectural & Civil Coordination	RG	NM	23.09.2024
A	Architectural Coordination	RG	NM	01.03.2023



Client
DHL Supply Chain

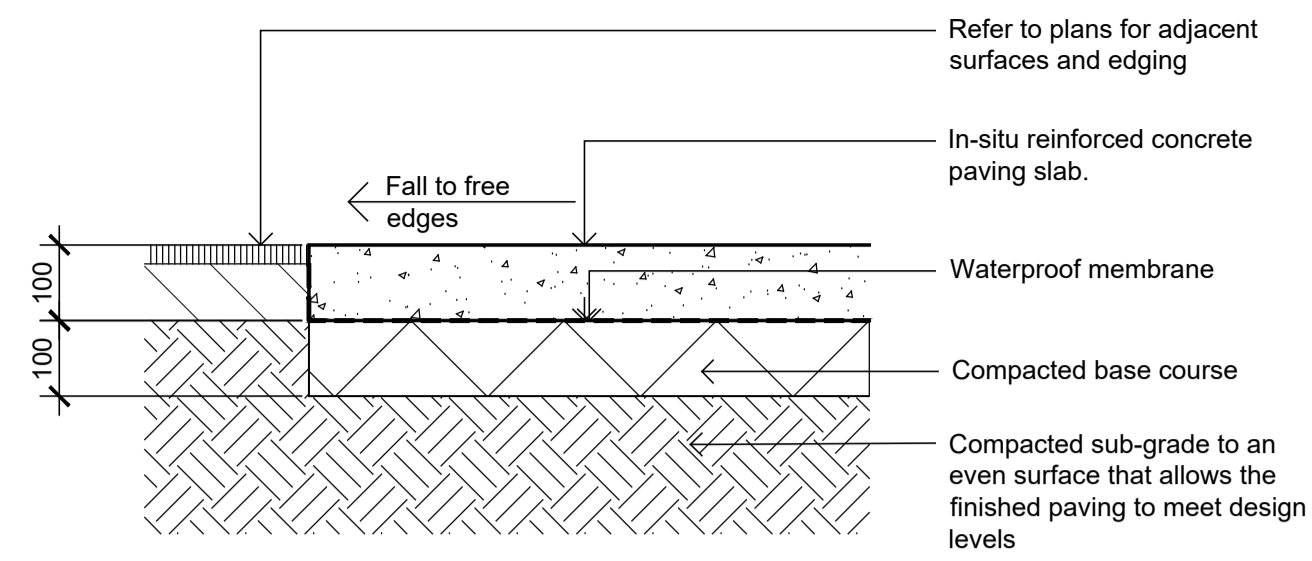
Project
**DHL Logistics Facility
Badgerys Creek**

Drawing Name
Landscape Details

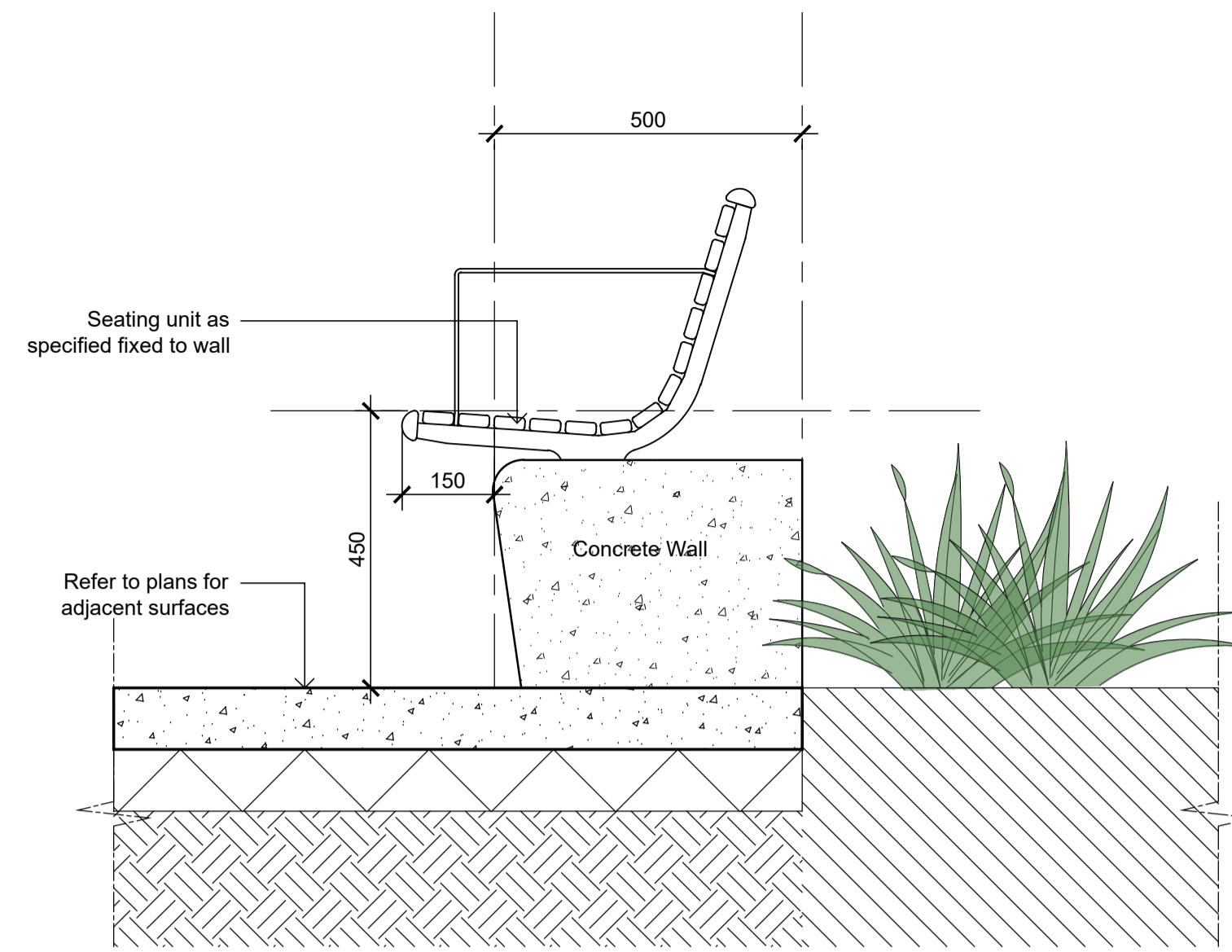
SSDA

Scale As Shown
Job Number
SS22-4914

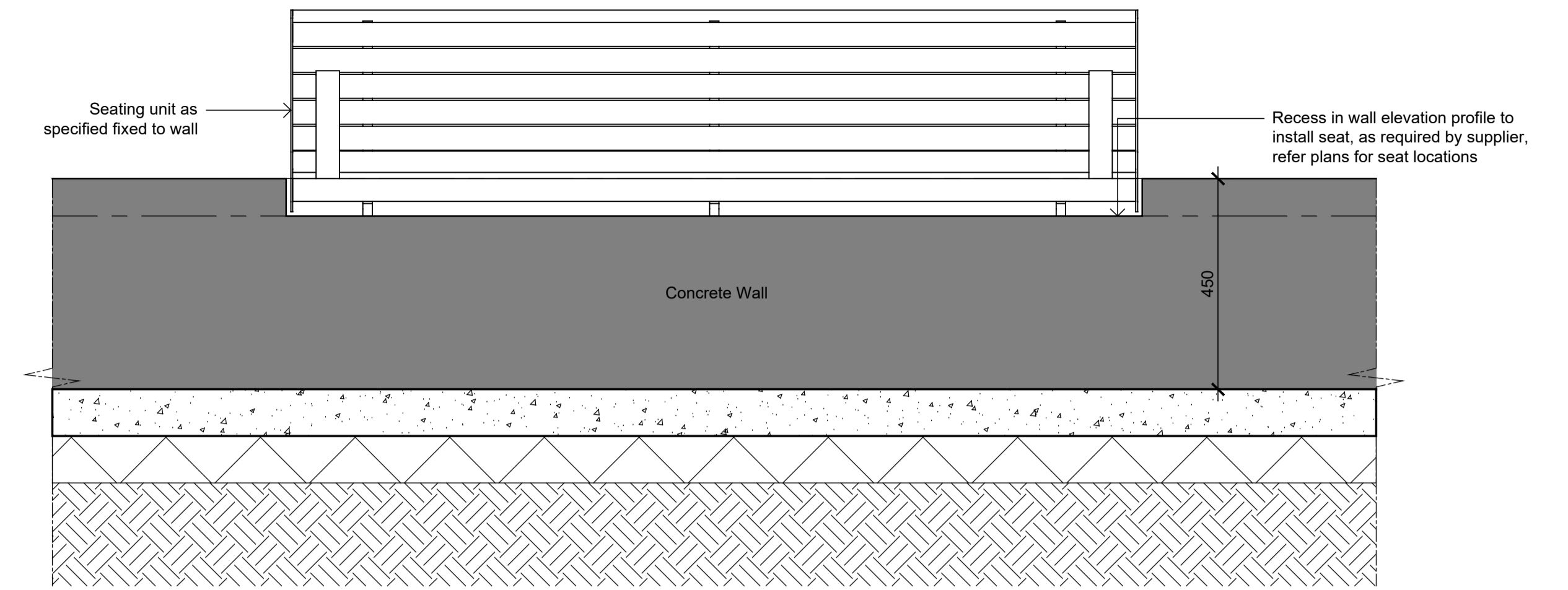
Drawing Number
S2-501 Issue
B



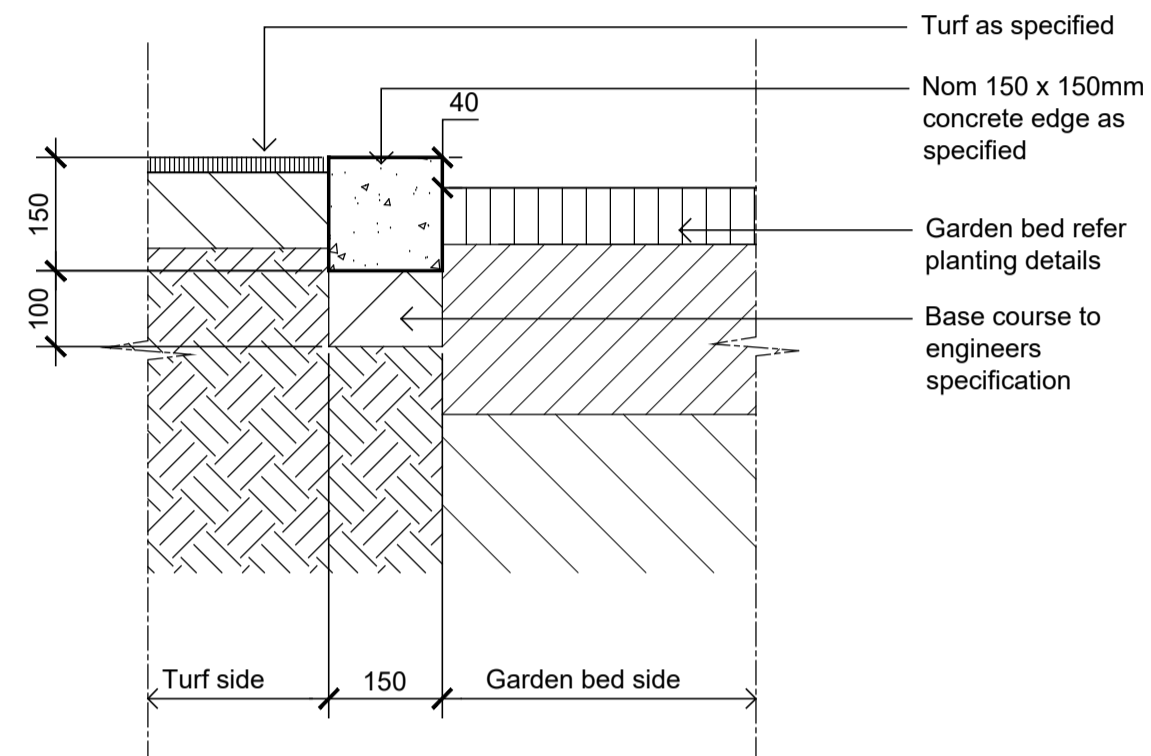
Insitu Concrete Paving - On grade
1:10



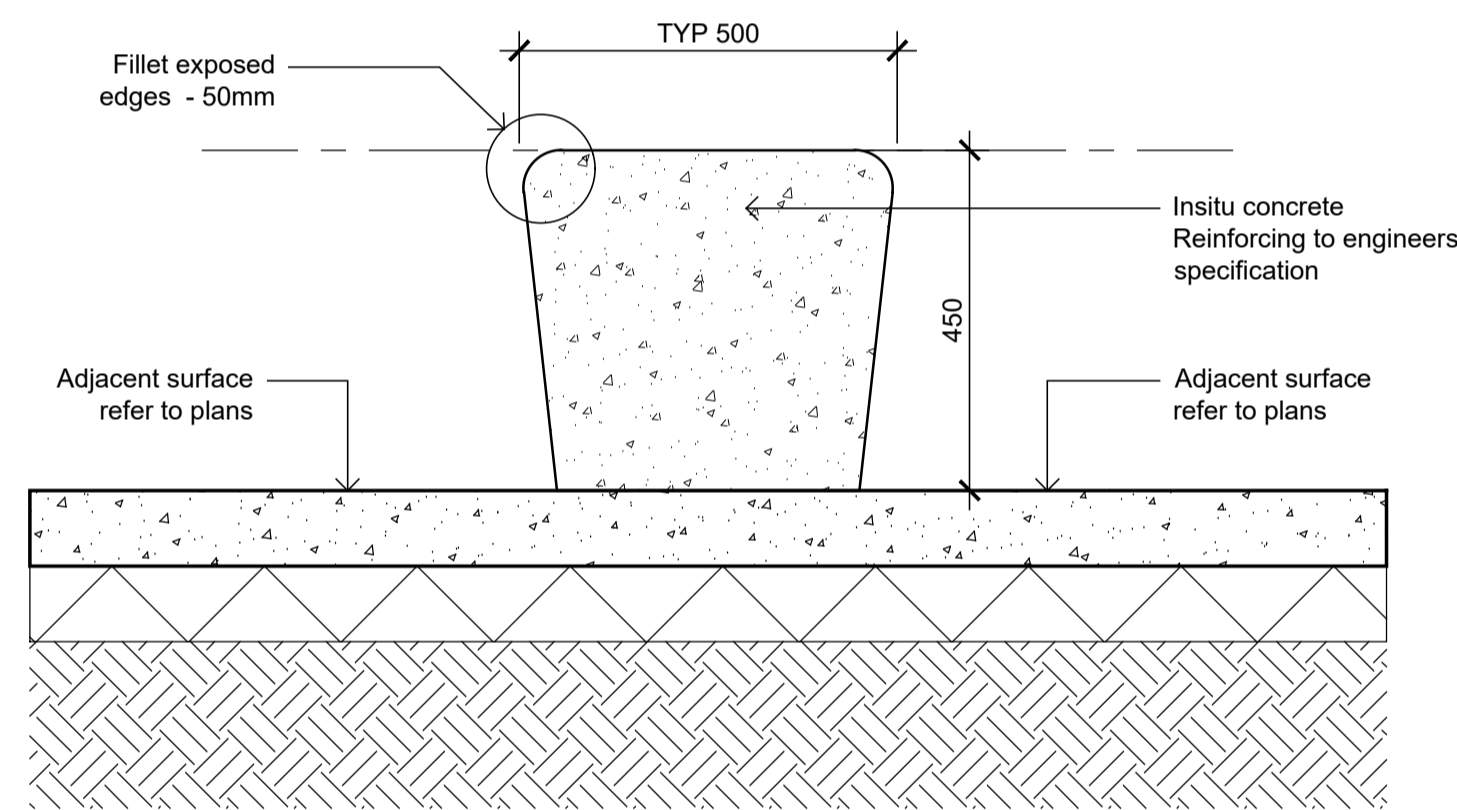
Wall Mounted Seat with Backrest and Armrest
1:10



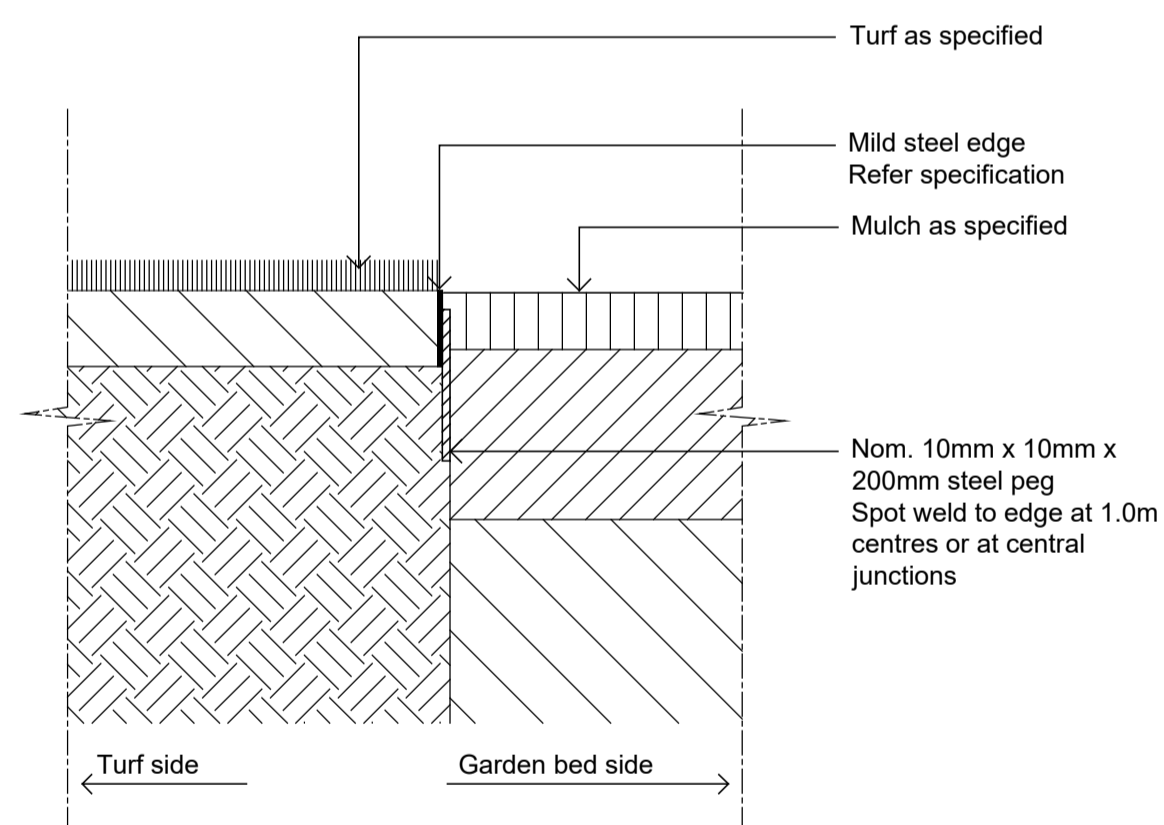
Typical Elevation - Wall Mounted Seat with Backrest and Armrest
1:10



Typical Concrete Edge
1:10



Typical In-site Concrete Wall - On Grade
1:10



Typical Mild Steel Edge
1:10

NOT FOR CONSTRUCTION

© 2021 Site Image (NSW) Pty Ltd. ABN 44 801 262 380 as agent for Site Image NSW Partnership. All rights reserved. This drawing is copyright and shall not be reproduced or copied in any form or by any means (graphic, electronic or mechanical including photocopying) without the written permission of Site Image (NSW) Pty Ltd. Any license, expressed or implied, to use this document for any purpose whatsoever is restricted to the terms of the written agreement between Site Image (NSW) Pty Ltd and the instructing party.

The contractor shall check and verify all work on site (including work by others) before commencing the landscape installation. Any discrepancies are to be reported to the Project Manager or Landscape Architect prior to commencing work. Do not scale this drawing. Any required dimensions not shown shall be referred to the Landscape Architect for confirmation.

Issue	Revision Description	Drawn	Check	Date
C	Architectural & Civil Coordination	RG	NM	23.09.2024
B	Architectural Coordination	RG	NM	16.05.2023
A	Architectural Coordination	RG	NM	01.03.2023



Client
DHL Supply Chain

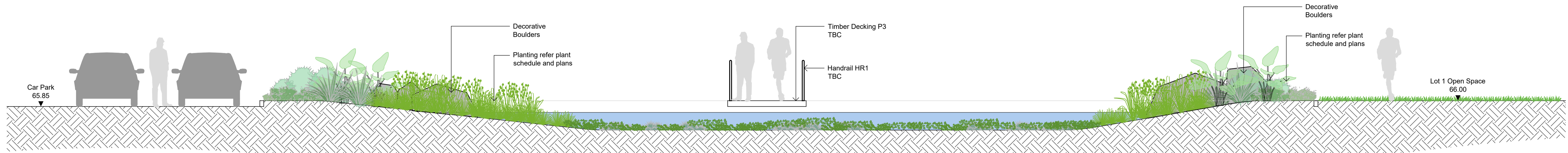
Project
**DHL Logistics Facility
Badgerys Creek**

Drawing Name
Landscape Details

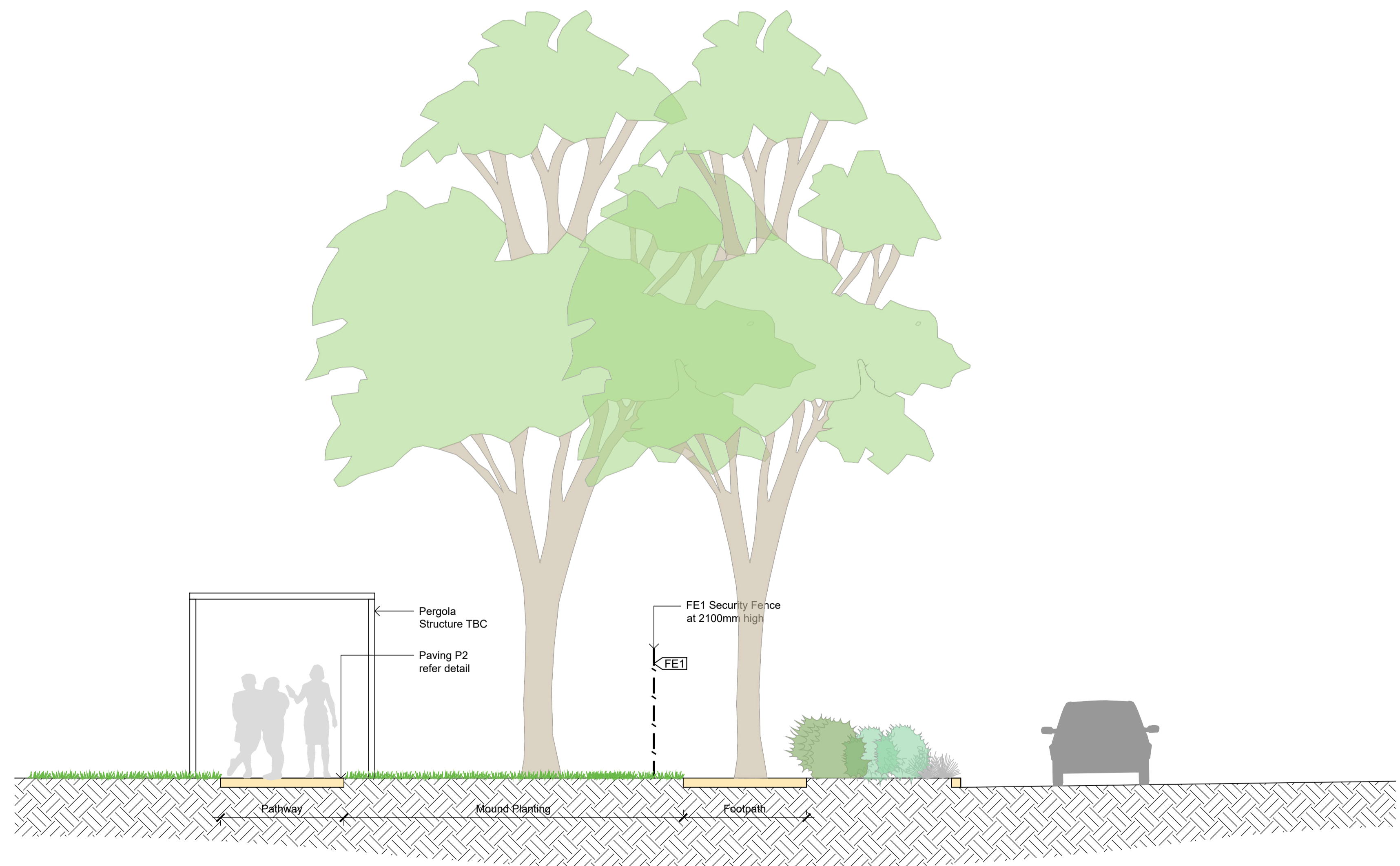
SSDA

Scale **As Shown**
Job Number
SS22-4914

Drawing Number
S2-502 Issue
C



01 Typical Section through WSUD
1:50



02 Typical Section through Pergola
1:50

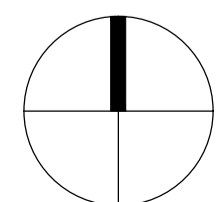
NOT FOR CONSTRUCTION

© 2021 Site Image (NSW) Pty Ltd. ABN 44 801 262 380 as agent for Site Image NSW Partnership. All rights reserved. This drawing is copyright and shall not be reproduced or copied in any form or by any means (graphic, electronic or mechanical including photocopying) without the written permission of Site Image (NSW) Pty Ltd. Any license, expressed or implied, to use this document for any purpose whatsoever is restricted to the terms of the written agreement between Site Image (NSW) Pty Ltd and the instructing party.

The contractor shall check and verify all work on site (including work by others) before commencing the landscape installation. Any discrepancies are to be reported to the Project Manager or Landscape Architect prior to commencing work. Do not scale this drawing. Any required dimensions not shown shall be referred to the Landscape Architect for confirmation.

Legend Refer Drawing S2-001

Issue	Revision Description	Drawn	Check	Date
B	Architectural & Civil Coordination	RG	NM	23.09.2024
A	Architectural Coordination	RG	NM	01.03.2023



SITE IMAGE
Landscape Architects
Level 1, 3-5 Baptist Street
Redfern NSW 2016
Australia
Tel: (61 2) 8332 5600
Fax: (61 2) 9698 2877
www.siteimage.com.au

Client
DHL Supply Chain

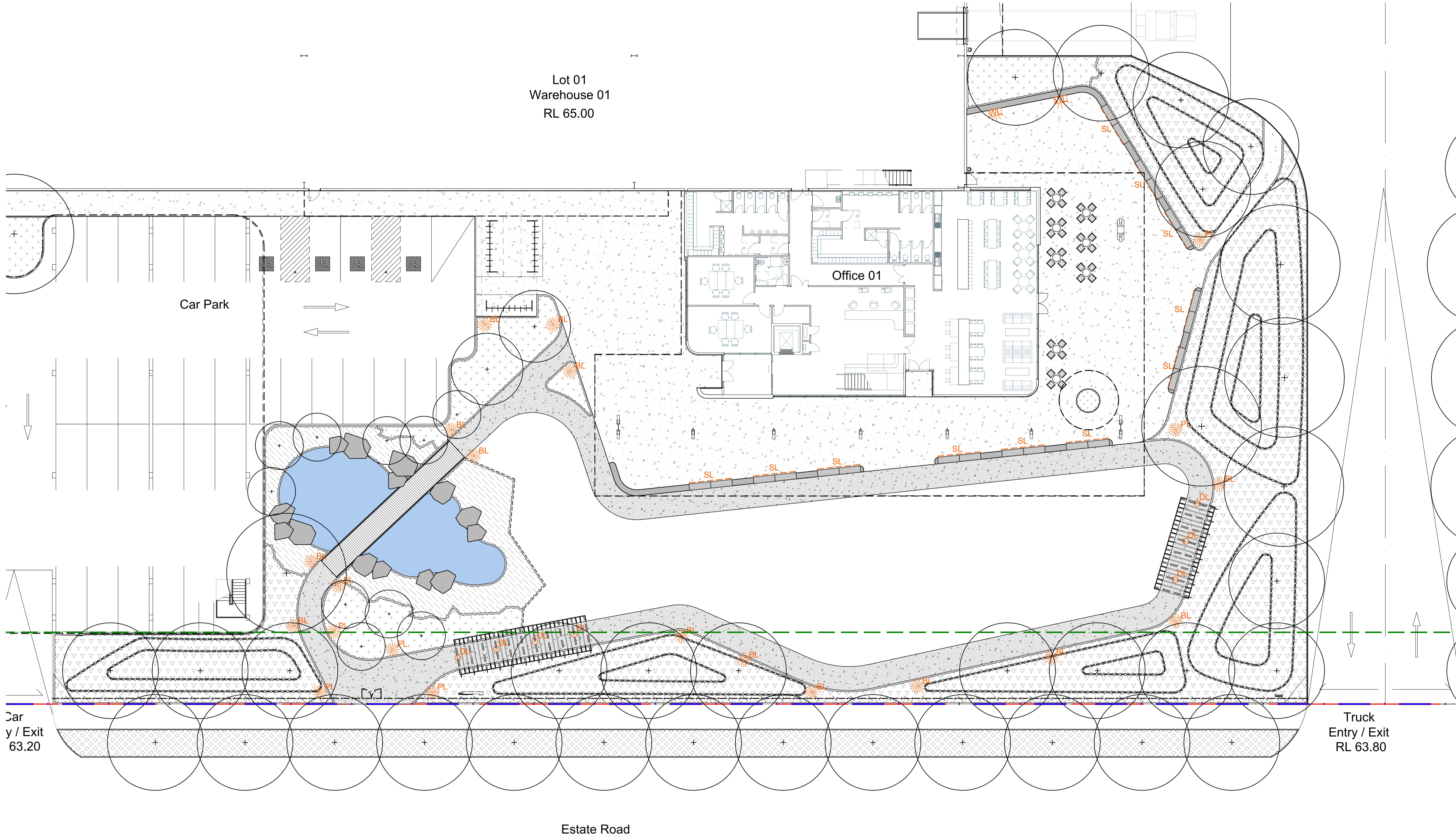
Project
**DHL Logistics Facility
Badgerys Creek**

Drawing Name
Landscape Sections

Scale 1:50 @ A1
Job Number
SS22-4914

SSDA
Drawing Number
S2-601
Issue
B

Lot 01
Warehouse 01
RL 65.00





NOT FOR CONSTRUCTION

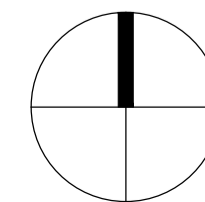
© 2021 Site Image (NSW) Pty Ltd. ABN 44 801 262 380 as agent for Site Image NSW Partnership. All rights reserved. This drawing is copyright and shall not be reproduced or copied in any form or by any means (graphic, electronic or mechanical including photology) without the written permission of Site Image (NSW) Pty Ltd. Any license, expressed or implied, to use this document for any purpose whatsoever is restricted to the terms of the written agreement between Site Image (NSW) Pty Ltd and the instructing party.

The contractor shall check and verify all work on site (including work by others) before commencing the landscape installation. Any discrepancies are to be reported to the Project Manager or Landscape Architect prior to commencing work. Do not scale this drawing. Any required dimensions not shown shall be referred to the Landscape Architect for confirmation.

Issue	Revision Description	Drawn	Check	Date
C	Architectural & Civil Coordination	RG	NM	23.09.2024
B	Architectural Coordination	RG	NM	16.05.2023
A	Architectural Coordination	RG	NM	01.03.2023

Legend Refer Drawing S2-001

-  Bollard Light
TBC
-  Pole Top Light
TBC
-  Recessed Wall Light
TBC
-  Garden Up Light on Stake
TBC
-  LED Strip Lighting
TBC
-  Down Light on Pergola
TBC



SITE IMAGE
Landscape Architects
Level 1, 3-5 Baptist Street
Redfern NSW 2016
Australia
Tel: (61 2) 8332 5600
Fax: (61 2) 9698 2877
www.siteimage.com.au

Client
DHL Supply Chain

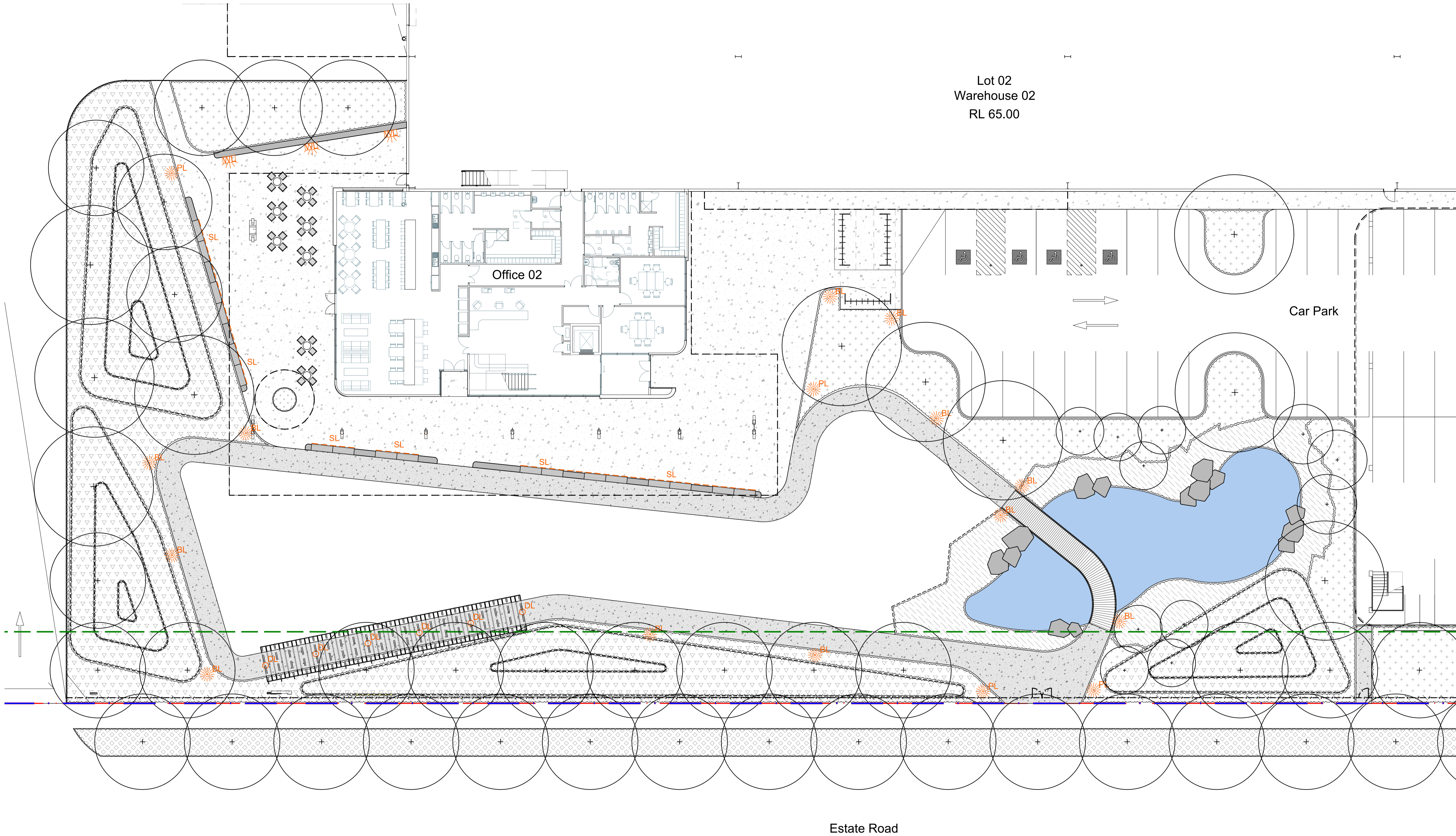
Project
**DHL Logistics Facility
Badgers Creek**

Drawing Name
**Landscape Lighting Concept
Lot 1**

SSDA
Scale 1:150 @ A1
Job Number
SS22-4914

Drawing Number
S2-801 C

Lot 02
Warehouse 02
RL 65.00









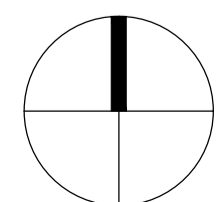
NOT FOR CONSTRUCTION

© 2021 Site Image (NSW) Pty Ltd. ABN 44 801 262 380 as agent for Site Image NSW Partnership. All rights reserved. This drawing is copyright and shall not be reproduced or copied in any form or by any means (graphic, electronic or mechanical including photology) without the written permission of Site Image (NSW) Pty Ltd. Any license, expressed or implied, to use this document for any purpose whatsoever is restricted to the terms of the written agreement between Site Image (NSW) Pty Ltd and the instructing party.

The contractor shall check and verify all work on site (including work by others) before commencing the landscape installation. Any discrepancies are to be reported to the Project Manager or Landscape Architect prior to commencing work. Do not scale this drawing. Any required dimensions not shown shall be referred to the Landscape Architect for confirmation.

Legend Refer Drawing S2-001

-  Bollard Light
TBC
-  Pole Top Light
TBC
-  Recessed Wall Light
TBC
-  Garden Up Light on Stake
TBC
-  LED Strip Lighting
TBC
-  Down Light on Pergola
TBC



SITE IMAGE
Landscape Architects
Level 1, 3-5 Baptist Street
Redfern NSW 2016
Australia
Tel: (61 2) 8332 5600
Fax: (61 2) 9698 2877
www.siteimage.com.au

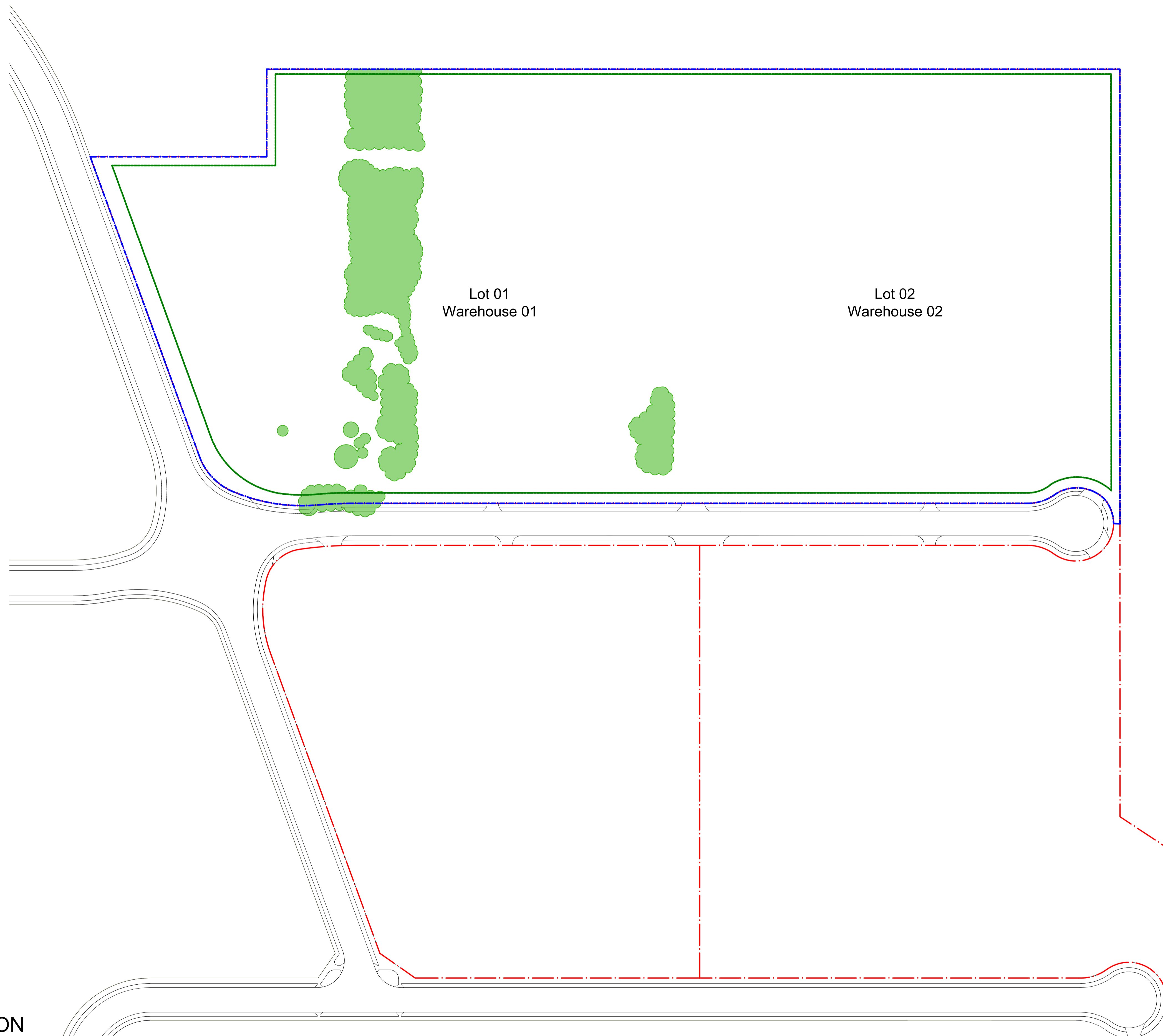
Client
DHL Supply Chain

Project
**DHL Logistics Facility
Badgerys Creek**

Drawing Name
**Landscape Lighting Concept
Lot 2**

Scale 1:150 @ A1
Job Number
SS22-4914

SSDA
Drawing Number
S2-802 C



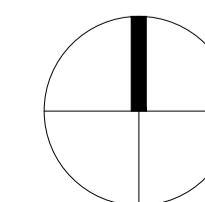
NOT FOR CONSTRUCTION

© 2021 Site Image (NSW) Pty Ltd. ABN 44 801 262 380 as agent for Site Image NSW Partnership. All rights reserved. This drawing is copyright and shall not be reproduced or copied in any form or by any means (graphic, electronic or mechanical including photocopying) without the written permission of Site Image (NSW) Pty Ltd. Any license, expressed or implied, to use this document for any purpose whatsoever is restricted to the terms of the written agreement between Site Image (NSW) Pty Ltd and the instructing party.

The contractor shall check and verify all work on site (including work by others) before commencing the landscape installation. Any discrepancies are to be reported to the Project Manager or Landscape Architect prior to commencing work. Do not scale this drawing. Any required dimensions not shown shall be referred to the Landscape Architect for confirmation.

Legend Refer Drawing S2-001

Issue	Revision Description	Drawn	Check	Date
B	Architectural & Civil Coordination	RG	NM	23.09.2024
A	Architectural Coordination	RG	NM	01.03.2023



SITE IMAGE
 Landscape Architects
 Level 1, 3-5 Baptist Street
 Redfern NSW 2016
 Australia
 Tel: (61 2) 8332 5600
 Fax: (61 2) 9698 2877
 www.siteimage.com.au

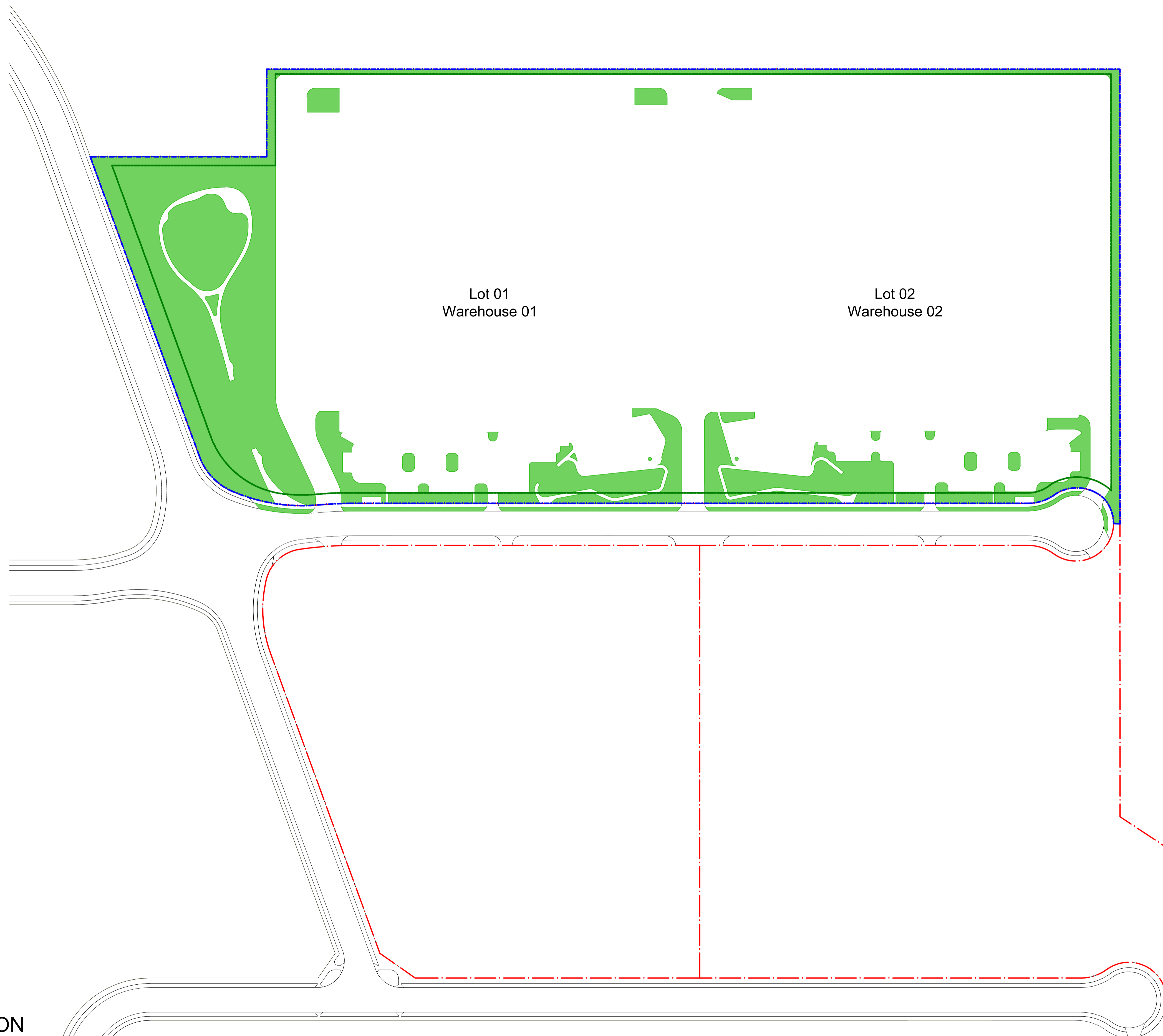
Client
DHL Supply Chain
 Project
**DHL Logistics Facility
 Badgerys Creek**

Drawing Name
Existing Tree Plan

SSDA

Scale 1:1200 @ A1
 Job Number
SS22-4914

Drawing Number
S2-901 Issue
A



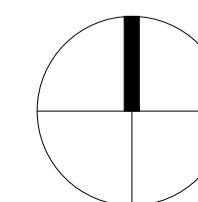
NOT FOR CONSTRUCTION

© 2021 Site Image (NSW) Pty Ltd. ABN 44 801 262 380 as agent for Site Image NSW Partnership. All rights reserved. This drawing is copyright and shall not be reproduced or copied in any form or by any means (graphic, electronic or mechanical including photocopying) without the written permission of Site Image (NSW) Pty Ltd. Any license, expressed or implied, to use this document for any purpose whatsoever is restricted to the terms of the written agreement between Site Image (NSW) Pty Ltd and the instructing party.

The contractor shall check and verify all work on site (including work by others) before commencing the landscape installation. Any discrepancies are to be reported to the Project Manager or Landscape Architect prior to commencing work. Do not scale this drawing. Any required dimensions not shown shall be referred to the Landscape Architect for confirmation.

Legend Refer Drawing S2-001

Issue	Revision Description	Drawn	Check	Date
B	Architectural Coordination	RG	NM	16.05.2023
A	Architectural Coordination	RG	NM	01.03.2023



SITE IMAGE
Landscape Architects
Level 1, 3-5 Baptist Street
Redfern NSW 2016
Australia
Tel: (61 2) 8332 5600
Fax: (61 2) 9698 2877
www.siteimage.com.au

Client
DHL Supply Chain

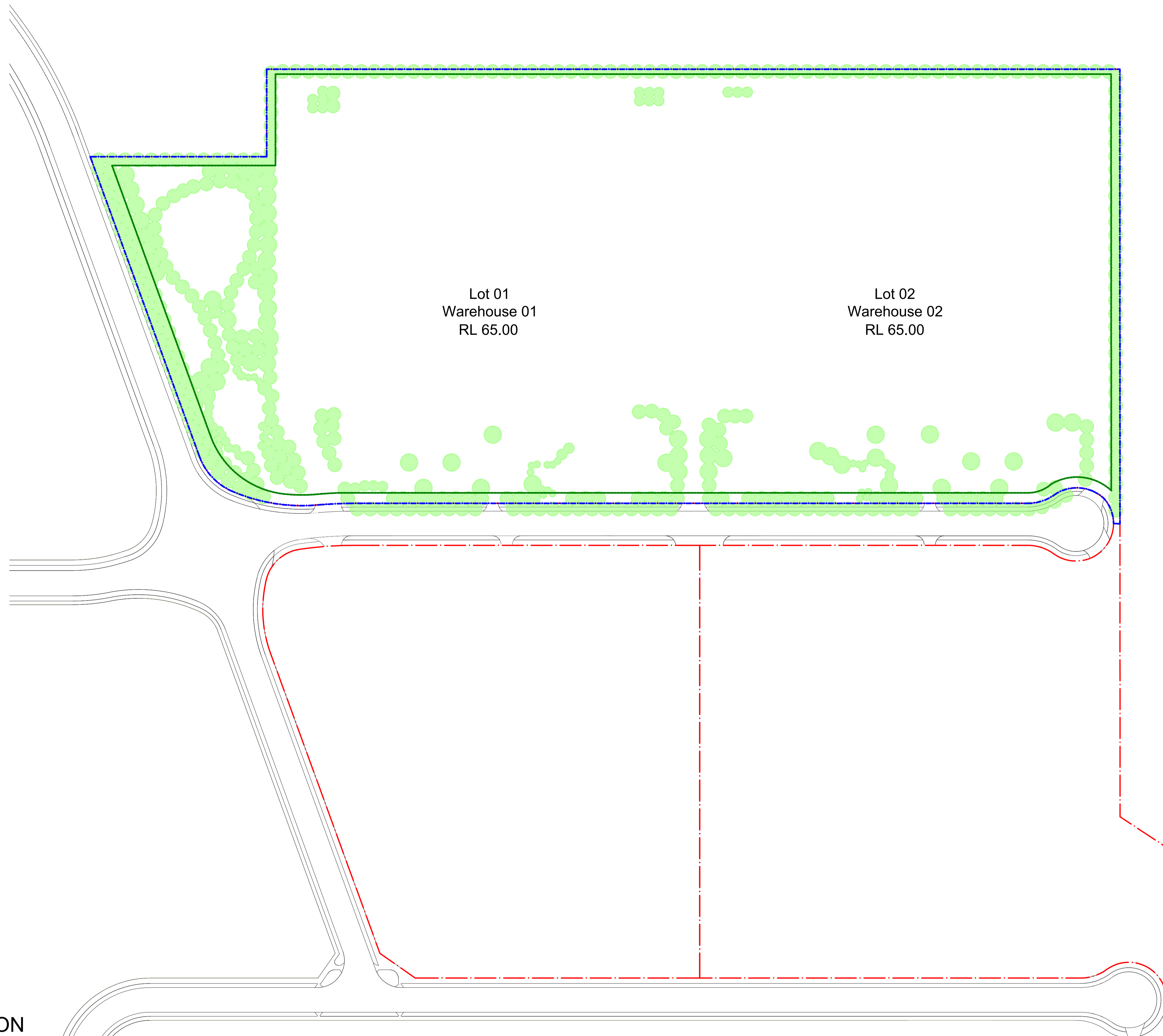
Project
**DHL Logistics Facility
Badgerys Creek**

Drawing Name
Deep Soil Plan

SSDA

Scale 1:1200 @ A1
Job Number
SS22-4914

Drawing Number
S2-902 Issue
B



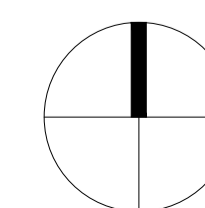
NOT FOR CONSTRUCTION

© 2021 Site Image (NSW) Pty Ltd. ABN 44 801 262 380 as agent for Site Image NSW Partnership. All rights reserved. This drawing is copyright and shall not be reproduced or copied in any form or by any means (graphic, electronic or mechanical including photocopying) without the written permission of Site Image (NSW) Pty Ltd. Any license, expressed or implied, to use this document for any purpose whatsoever is restricted to the terms of the written agreement between Site Image (NSW) Pty Ltd and the instructing party.

The contractor shall check and verify all work on site (including work by others) before commencing the landscape installation. Any discrepancies are to be reported to the Project Manager or Landscape Architect prior to commencing work. Do not scale this drawing. Any required dimensions not shown shall be referred to the Landscape Architect for confirmation.

Legend Refer Drawing S2-001

Issue	Revision Description	Drawn	Check	Date
B	Architectural Coordination	RG	NM	16.05.2023
A	Architectural Coordination	RG	NM	01.03.2023



SITE IMAGE
Landscape Architects
Level 1, 3-5 Baptist Street
Redfern NSW 2016
Australia
Tel: (61 2) 8332 5600
Fax: (61 2) 9698 2877
www.siteimage.com.au

Client
DHL Supply Chain

Project
**DHL Logistics Facility
Badgerys Creek**

Drawing Name
Canopy Cover Plan

SSDA

Scale 1:1200 @ A1
Job Number
SS22-4914

Drawing Number
S2-903 Issue
B