




FLOORING



CONC2 Exposed aggregate polished concrete & jointing to match White Bay Cruise Terminal Project Benchmark. Selected Sand & 'warm coloured' aggregate mix, including white Quartz stone. 300 Grit Hone to Slip Rating of X and penetrative sealer.



TIM1 Timber flooring to match existing



GL3 Acid etched slip resistant Glass floor; obscure treatment to match 50 Martin Place project Benchmark.



GL3 Acid etched slip resistant Glass floor; obscure treatment to match 50 Martin Place project Benchmark.




TILE1 Large format high quality tiles/stone finish with appropriate slip rating. Warm tone consistent with Campbell's Store


STAIR



Steel fabricated stair finished with warm grey tone MIO paint



High quality timber handrail. Timber to match timber tread.



TIM1 Timber tread to match existing timber floor


CLADDING



SP1 Steel plate finished with MIO paint



MP1 Express jointed metal bonded marine grade plywood/ cfc panels finished with MIO paint



MP2 Perforated metal panel finished with MIO paint




SS1 Stainless Steel, 316 Grade finished finish

FINISHES




PT1 Paint - Warm mid grey -MIO coating



PT2 Paint-White- Dulux Acrylic, PW1H9- Vivid white



PT3 Paint- Charcoal- Dulux Acrylic, PG1-A7- Domino




PT4 Paint- Mid Grey- Dulux Acrylic, PG2C6- Malay Grey



PT5 Paint- Brown- Dulux Acrylic, A154- Peppercorn Rent



AL2 Satin charcoal anodised aluminium finish



MESH1 Powdercoated Birdmesh colour to match Bay 11 roof, nom. 17.3 x 17.3mm aperture (opening dimension), with 3.15mm thick wire, Boston 705 profile Locker Group, 72% free area opening

AMENITIES




GL1 Low iron glass, Frameless glazing, clear glass, non-reflective and with neutral (not tinted, green or grey) body tint.



GL4 Frameless frosted glass




TRZ Terrazzo floor with warm aggregates



TILE2 Warm Grey Vitrified tile
TILE3 Glazed White Wall tile

ROOF




SL Welsh slate roof from SHFA stock pile per conservation management plan



MS Metal roof sheet to match existing



GLT Textured Clear Glass



PC High quality finish (e.g. honed, polished) perforated precast concrete with glass infills or cast insitu (min. class 2 finish) - warm tone consistent with Campbell's Stores.