



# CAMPBELL'S STORES

## SYDNEY HARBOUR

### ARCHITECTURAL DOCUMENT LIST

Index	Context	General Arrangements	Elevations	Sections	Bay 12	Hickson Road Entries	Tenancy Fitout	Landscape
EA-A-0000	EA-A-0001	EA-A-0002	EA-A-2000	EA-A-3002	EA-A-4012	EA-A-4100	EA-A-4900	EA-L-1001
Introductory sheets	Site	Plans	General Elevation	Section Bay 2	Detail Section 01	Elevation - New Entry Comparison	Base Building Services Fitout Principals	Landscape Plan
Cover Sheet	Context Plan	1:2000 1:500 1:200		Section Bay 3	Detail Section 02	1:20 1:200	Base Building Services Fitout - Typical Bay Detail 01	EA-L-1010
	Site Plan			Section Bay 6	Detailed Plans	Bay 3 Door Detail	Base Building Services Fitout - Typical Bay Detail 02	Landscape Details
				Section Bay 9	EA-A-4015	Bay 6 Door Detail	Base Building Services Fitout - Typical Ground Level RCP	
				Section Bay 10	EA-A-4016	Bay 9 Door Detail	EA-A-4903	
				Section Bay 11			EA-A-4905	
				Section Bay 12			Indicative Tenancy Fitout - Restaurant	
				Longitudinal Section			Indicative Tenancy Fitout - Restaurant - Typical Bay Detail 01	
							EA-A-4906	
							Indicative Tenancy Fitout - Restaurant - Typical Bay Detail 02	
							EA-A-4908	
							Indicative Tenancy Fitout - Restaurant - Typical Ground Level RCP	
							EA-A-4910	
							Indicative Tenancy Fitout Principals - Kitchen	
							EA-A-4911	
							Indicative Tenancy Fitout - Kitchen - Typical Bay Detail 01	
							EA-A-4912	
							Indicative Tenancy Fitout - Kitchen - Typical Bay Detail 02	
							EA-A-4913	
							Indicative Tenancy Fitout - Kitchen - Typical Ground Level Plan	
							EA-A-4914	
							Indicative Tenancy Fitout - Kitchen - Typical Ground Level RCP	

Architect  
**JPW**  
**JOHNSON PILTON WALKER**

Johnson Pilton Walker Pty Ltd ACN 095 778 886  
Level 10, Plaza Building, Australia Square  
95 Pitt Street  
Sydney NSW 2000, Australia  
Telephone +61 2 9259 5900  
Facsimile +61 2 9259 5999  
www.jpw.com.au

Client  
Tallawoodah Pty Ltd  
Suite 301, 35 Lime St, Sydney NSW 2000

Project Manager & Quantity Surveyor  
Alvin Page Kirkland  
The Podium Building, 1 Market Street, Sydney NSW 2000  
Telephone +61 2 9283 7311  
www.alfagroup.com

Structural Engineer  
Northrop Consulting Engineers Pty Ltd  
Level 11, 345 George Street, Sydney, NSW 2000  
Telephone +61 2 9241 4189 Facsimile +61 2 9241 4324  
http://www.northrop.com.au

Structural & Civil Engineer  
Taylor Thomson Whiteley Consulting Engineers  
Level 5, 48 Queen Street, Sydney NSW 2000  
Telephone +61 2 9439 7288 Facsimile +61 2 9439 3146  
www.ttw.com.au

Materials for  
Refer to Appendix 2- Materials Board for finishes

PAVE1	Stone pavers to match C.o.S finishes	GB1	300x300mm Glass blocks	CONC2	Exposed aggregate polished concrete
PAVE2	Granite cobble stones to match C.o.S finishes	GB2	300x300mm Glass blocks, ribbed profile	TIM1	Timber flooring to match existing
PAVE3	Permeable paving colour to match C.o.S finishes	GL1	Low iron glass, frameless, clear, non-reflective	TIM2	Wide timber boards to match existing ceiling
PAVE4	Abrasive blasted oxidized precast concrete slabs	GL2	Performance glass, bronze	TILE1	Large format high quality tiles/ stone finish
PAVE5	Trachyte kerbs to match existing	GL3	Acid etched slip resistant glass floor, obscure	TRE2	Warm grey vitrified tile
ASPHLT	Asphalt to match existing	GL4	Frameless frosted glass	TRE3	Gloss white wall tile
ST1	Sandstone to match existing	CONC1	Off form concrete Class 2, warm aggregates	SPL	Steel plate finished with MD paint

MP1	Metal bonded marine grade plywood/ cfc panels, MD paint	SL	White slate roof from SHFA stock pile
MP2	Perforated metal panels, MD paint	MS	Metal roof sheet to match existing
SS1	Stainless steel, 316 Grade finished finish	GLT	Textured clear glass
PT1	Paint - Warm mid grey - MD coating	PC	Perforated precast concrete - glass infill/ cast in situ
PT5	Paint - Brown - Dulux Acrylic		
BL1	Awning blind fabric		
TR2	Terrazzo floor with warm aggregates		

Rev Date App Ckd Revision or reason for issue  
A 16/10/16 BM EA Drawings  
B 10/05/16 BM Response to Submissions

Drawing Title  
**COVER SHEET**

JPW Project Number  
**12006**  
Drawing Status  
**EA**

Drawing Number  
**EA-A-0000**  
Revision  
**B**



Architect  
**JPW JOHNSON PILTON WALKER**  
 Johnson Pilton Walker Pty Ltd ACN 056 778 886  
 Level 10, Plaza Building, Australia Square  
 95 Pitt Street  
 Sydney NSW 2000, Australia  
 Telephone +61 2 9259 5900  
 Facsimile +61 2 9259 5999  
 www.jpww.com.au

Client  
 Tallawanda Pty Ltd  
 Suite 301, 35 Lime St, Sydney NSW 2000  
 Project Manager & Quantity Surveyor  
 Angus Page Kirkland  
 The Pickett Building, 1 Market Street, Sydney NSW 2000  
 Telephone +61 2 9283 7311  
 www.alltagroup.com

Consulting Engineer  
 Northrop Consulting Engineers Pty Ltd  
 Level 11, 345 George Street, Sydney, NSW 2000  
 Telephone +61 2 9241 4188 Facsimile +61 2 9241 4324  
 http://www.northrop.com.au  
 Structural & Civil Engineer  
 Taylor Thomson Whiting Consulting Engineers  
 Level 5, 48 Darling Street St, Levea NSW 2005  
 Telephone +61 2 9439 7288 Facsimile +61 2 9439 3146  
 www.ttw.com.au

Materials Key  
 Refer to Appendix 2- Materials Board for finishes

PAVE1	GB1	CONC2	MP1	SL
PAVE2	GB2	TIM1	MP2	MS
PAVE3	GL1	TIM2	SS1	GLT
PAVE4	GL2	TLE1	PT1	PC
PAVE5	GL3	TLE2	PIS	
ASPHLT	GL4	TLE3	BL1	
ST1	CONC1	SP1	TR2	

Key

	Existing Works
	New Works
	Setbacks to existing opening
	Publicative Fit out design (not part of the scope of works)
	Public Promenade and Open Spaces

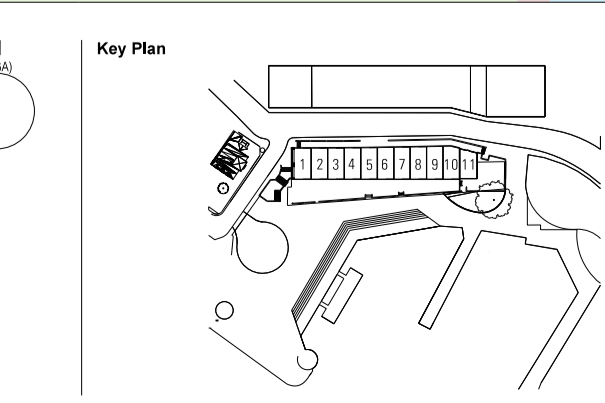
Project Title  
  
**CAMPBELL'S STORES**  
 SYDNEY HARBOUR

Survey Notes:  
 Drawings are based on As built drawings and Survey Information provided by SPSA, to form the basis for the floor levels of level 01 and 02 as well as the roof ridge level.  
 Surveys are undertaken to MGA North datum, and AHD Datum.  
 Where site levels have been provided refer to 'Fort Denison' levels.  
 All 0.00 AHD is assumed to correlate to Fort Denison -0.025m.  
 Survey used:  
 '118451REV C'  
 '118451-Markups'  
 '12041\_2004'  
 For adjacent buildings used:  
 '12041\_Rev01'

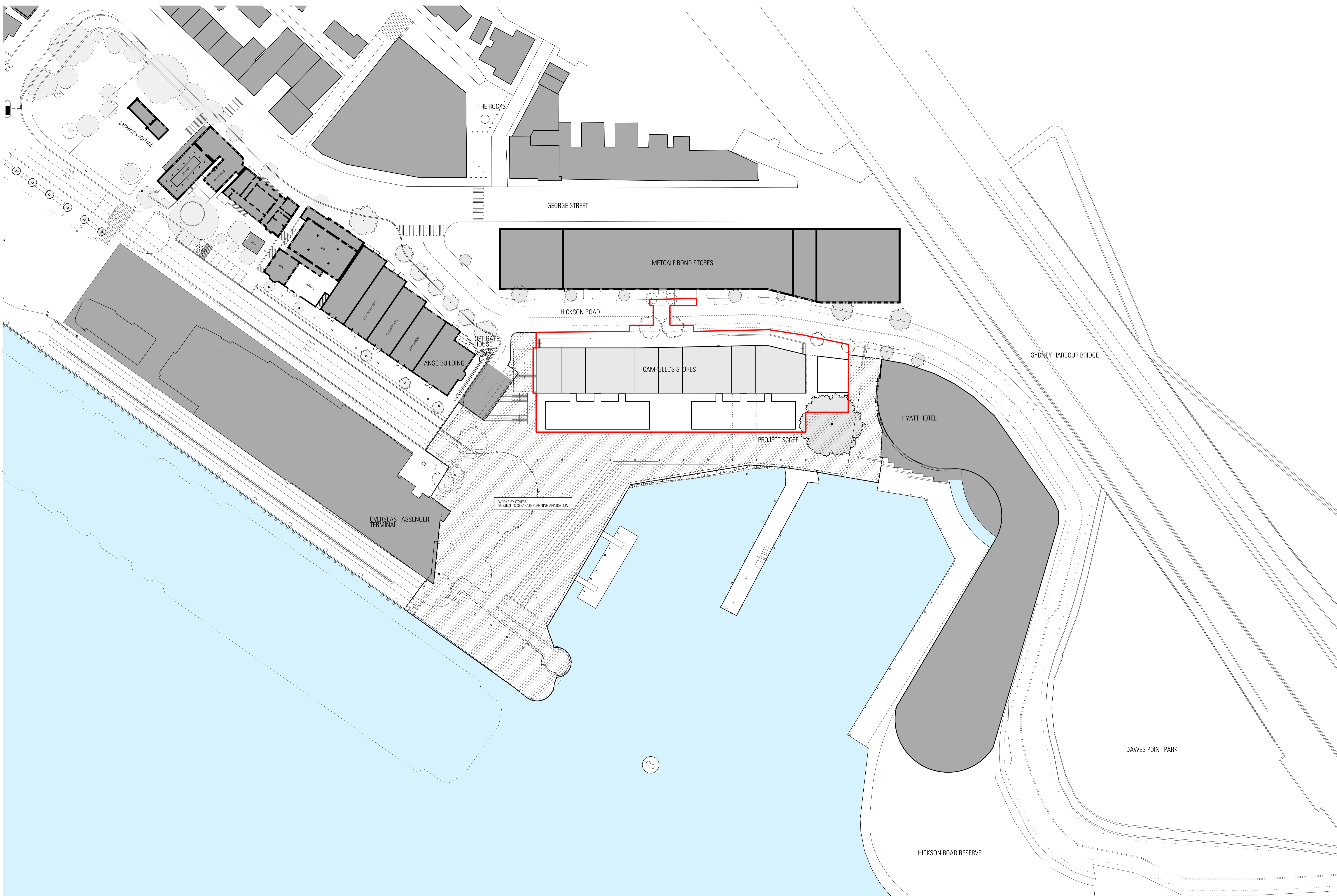
Rev. Date App. Ckd. Revision or reason for issue

A	16/10/15	BM	EA Drawings
B	10/05/16	BM	Response to Submissions

Scale / North Point:  
 1:2000 @ B1  
 0 20 40 60 100M  
 @ A3  
 N  
 Do not scale from drawing. Use marked dimensions.  
 To be used in conjunction with all other Consultant's drawings.  
 The Architect to be immediately notified of any discrepancies.  
 Copyright on this drawing retained by the Architect.



Drawing Title  
**CONTEXT PLAN EXISTING**  
 JPW Project Number  
 12006  
 Drawing Status  
 EA  
 Drawing Number  
 EA-A-0001  
 Revision  
 B



Architect  
**JPW**  
**JOHNSON PILTON WALKER**  
 Johnson Pilton Walker Pty Ltd ACN 095 778 886  
 Level 10, Plaza Building, Australia Square  
 95 Pitt Street  
 Sydney NSW 2000, Australia  
 Telephone +61 2 9259 5900  
 Facsimile +61 2 9259 5999  
 www.jpw.com.au

Client  
 Tallawanda Pty Ltd  
 Suite 301, 35 Lime St, Sydney NSW 2000  
 Project Manager & Quantity Surveyor  
 Angus Page Kirkland  
 The Pickett Building, 1 Market Street, Sydney NSW 2000  
 Telephone +61 2 9283 7311  
 www.alltagroup.com

Structural Engineer  
 Northrop Consulting Engineers Pty Ltd  
 Level 11, 345 George Street, Sydney, NSW 2000  
 Telephone +61 2 9241 4189 Facsimile +61 2 9241 4324  
 http://www.northrop.com.au  
 Structural & Civil Engineer  
 Taylor Thomson Whitting Consulting Engineers  
 Level 5, 48 Queen Street St, Levea NSW 2065  
 Telephone +61 2 9439 7288 Facsimile +61 2 9439 3146  
 www.ttw.com.au

Materials Key  
 Refer to Appendix 2- Materials Board for finishes

PAVE1	GB1	CONC2	MP1	SL
PAVE2	GB2	TIM1	MP2	MS
PAVE3	GL1	TIM2	SS1	GLT
PAVE4	GL2	TLE1	PT1	PC
PAVE5	GL3	TLE2	PT5	
ASPHLT	GL4	TLE3	BL1	
ST1	CONC1	SP1	TR2	

Key

	Existing Works
	New Works
	Bridges to existing opening
	Indicative fit out design (not part of the scope of work)

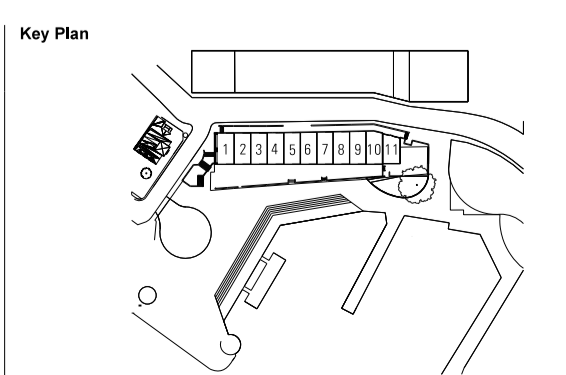
Project Title  
  
**CAMPBELL'S STORES**  
 SYDNEY HARBOUR

Survey Notes:  
 Drawings are based on As built drawings and Survey Information provided by SPSA, to form the basis for the floor levels of Level 01 and 02 as well as the roof ridge level.  
 Surveys are undertaken to MGA North point, and AHD Datum.  
 Where site levels have been provided engineer to Fort Denison levels, RL 0.00 AHD is assumed to correlate to Fort Denison -0.025m.  
 Survey used:  
 '11848-REV C'  
 '11848-B-Markups'  
 '12041-2004'  
 For adjacent buildings used:  
 '12041-Rev01'

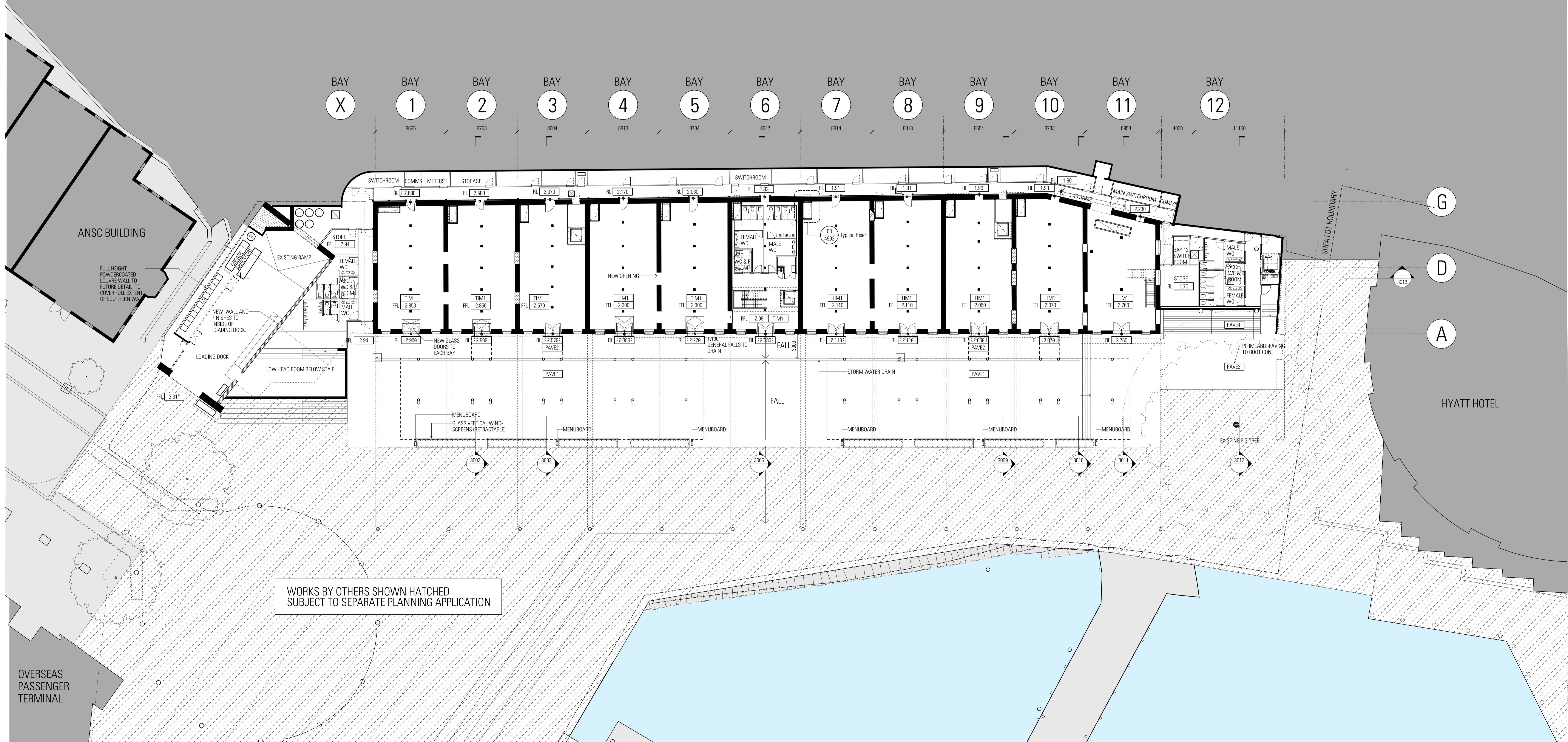
Rev. Date App. Ckd. Revision or reason for issue

A	16/10/15	BM	EA Drawings
B	10/05/16	BM	Response to Submissions

Scale / North Point:  
 1:500 @ B1, 0 5 10 20 30 50m  
 1:1250 @ A3  
 Do not scale from drawing. Use marked dimensions.  
 To be used in conjunction with all other Consultant's drawings.  
 The Architect to be immediately notified of any discrepancies.  
 Copyright on this drawing retained by the Architect.



Drawing Title  
**SITE PLAN**  
**PROPOSED**  
 JPW Project Number  
**12006**  
 Drawing Status  
**EA**  
 Drawing Number  
**EA-A-002**  
 Revision  
**B**



WORKS BY OTHERS SHOWN HATCHED  
SUBJECT TO SEPARATE PLANNING APPLICATION

Architect  
**JPW JOHNSON PILTON WALKER**  
Johnson Pilton Walker Pty Ltd ACN 095 778 886  
Level 10, Plaza Building, Australia Square  
85 Pitt Street  
Sydney NSW 2000, Australia  
Telephone +61 2 9259 5900  
Facsimile +61 2 9259 5999  
www.jpww.com.au

Client  
Tallawindah Pty Ltd  
Suite 301, 35 Lime St, Sydney NSW 2000  
Project Manager & Quantity Surveyor  
Albus Page Kirkland  
The Pickett Building, 1 Market Street, Sydney NSW 2000  
Telephone +61 2 9283 7311  
www.albusgroup.com

Structural Engineer  
Northrop Consulting Engineers Pty Ltd  
Level 11, 345 George Street, Sydney, NSW 2000  
Telephone +61 2 9241 4188 Facsimile +61 2 9241 4324  
http://www.northrop.com.au  
Structural & Civil Engineer  
Taylor Thomson Whitling Consulting Engineers  
Level 5, 48 Oxley Street St Leonards NSW 2065  
Telephone +61 2 9439 7288 Facsimile +61 2 9439 3146  
www.ttw.com.au

Materials Key  
Refer to Appendix 2- Materials Board for finishes

PAVE1	GB1	CONC2	MP1	SL
PAVE2	GB2	TIM1	MP2	MS
PAVE3	GL1	TIM2	SS1	GLT
PAVE4	GL2	TILE1	PT1	PC
PAVE5	GL3	TILE2	PIS	
ASPHLT	GL4	TILE3	BL1	
ST1	CONC1	SP1	TR2	

Key

	Existing Works
	New Works
	Bifolds to existing opening
	Indicative fit out design (not part of the scope of works)

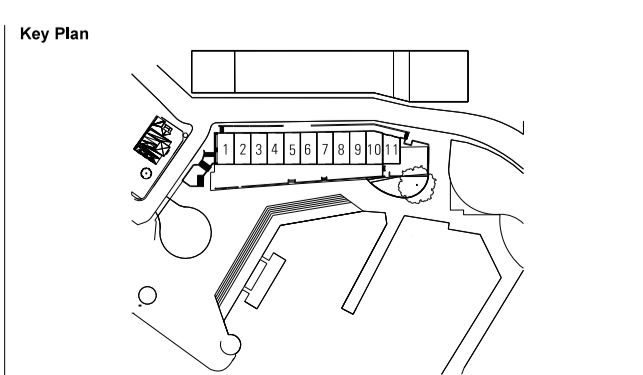
Project Title  
**CAMPBELL'S STORES**  
SYDNEY HARBOUR

Survey Notes  
Drawings are based on As built drawings and Survey Information provided by SPSA, to form the basis for the floor levels of level 01 and 02 as well as the roof ridge level.  
Surveys are undertaken to MGA North point, use AHD Datum.  
Where site levels have been provided refer to 'Top Section' levels.  
RL 0.00 AHD is assumed to correlate to Fort Denison -0.025m.  
Survey used:  
"11848-REV C"  
"11848-B-Markups"  
"12041-2004"  
For adjacent buildings used:  
"12041-Rev01"

Rev Date App Ckd Revision or reason for Issue

A	16/10/15	BM	EA Drawings
B	10/05/16	BM	Response to Submissions

Scale / North Point:  
1:200 @ B1, 0 1 2 4 6 10m  
1:500 @ A3  
Do not scale from drawing. Use marked dimensions.  
To be used in conjunction with all other Consultant's drawings.  
The Architect to be immediately notified of any discrepancies.  
Copyright on this drawing retained by the Architect.



Drawing Title  
**GROUND FLOOR**  
JPW Project Number  
**12006**  
Drawing Status  
**EA**  
Drawing Number  
**EA-A-1001**  
Revision  
**B**

GEORGE STREET

METCALFE BOND STORES

RES.

BAY X BAY 1 BAY 2 BAY 3 BAY 4 BAY 5 BAY 6 BAY 7 BAY 8 BAY 9 BAY 10 BAY 11 BAY 12

HICKSON ROAD

OPT GATE HOUSE

ANSC BUILDING

HYATT HOTEL

WORKS BY OTHERS  
SUBJECT TO SEPARATE PLANNING APPLICATION

Architect  
**JPW JOHNSON PILTON WALKER**  
Johnson Pilton Walker Pty Ltd ACN 095 778 886  
Level 10, Plaza Building, Australia Square  
95 Pitt Street  
Sydney NSW 2000, Australia  
Telephone +61 2 9259 5900  
Facsimile +61 2 9259 5999  
www.jpw.com.au

Client  
Tallawandah Pty Ltd  
Suite 301, 35 Lime St, Sydney NSW 2000  
Project Manager & Quantity Surveyor  
Albus Page Kirkland  
The Postcom Building, 1 Market Street, Sydney NSW 2000  
Telephone +61 2 9283 7311  
www.albusgroup.com

Structural Engineer  
Northrop Consulting Engineers Pty Ltd  
Level 11, 345 George Street, Sydney NSW 2000  
Telephone +61 2 9241 4188 Facsimile +61 2 9241 4324  
http://www.northrop.com.au  
Structural & Civil Engineer  
Taylor Thomson Whitling Consulting Engineers  
Level 5, 48 Oxley Street St Leonards NSW 2065  
Telephone +61 2 9439 7288 Facsimile +61 2 9439 3146  
www.ttw.com.au

Materials Key

PAVE1	GB1	CONC2	MP1	SL
PAVE2	GB2	TIM1	MP2	MS
PAVE3	GL1	TIM2	SS1	GLT
PAVE4	GL2	TLE1	PT1	PC
PAVE5	GL3	TLE2	PTS	BL1
PAVE6	GL4	TLE3	BL1	TR2
ASPHLT	GL4	TLE3	BL1	TR2
ST1	CONC1	SP1	TR2	

Key

[Solid Grey]	Existing Works
[Dotted Grey]	New Works
[Hatched Grey]	Brills to existing opening
[Blue Dotted]	Indicative Fit out design (not part of the scope of works)

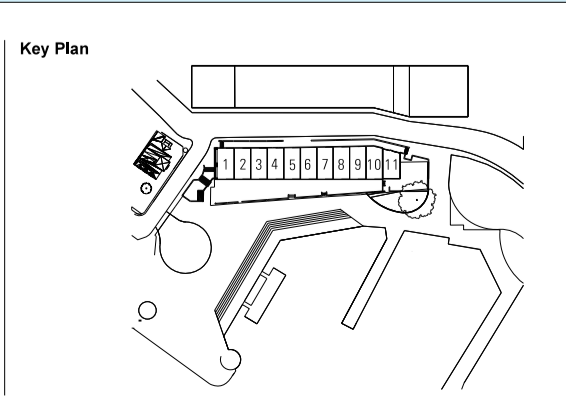
Project Title  
**CAMPBELL'S STORES**  
SYDNEY HARBOUR

Survey Notes  
Drawings are based on As built drawings and Survey Information provided by SPSA, to form the basis for the floor levels of level 01 and 02 as well as the roof ridge level.  
Surveys are undertaken to MGA North datum, see AHD Datum.  
Where site levels have been provided engineers to 'First Station' levels.  
RL 0.00 AHD is assumed to correlate to Fort Denison -0.025m.  
Survey used:  
11148-REV C  
11148-B-Markups  
12041-2004  
For adjacent buildings used:  
12041-Rev01

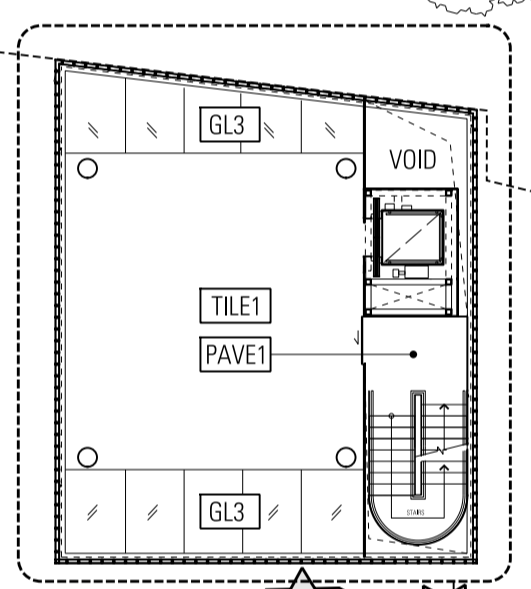
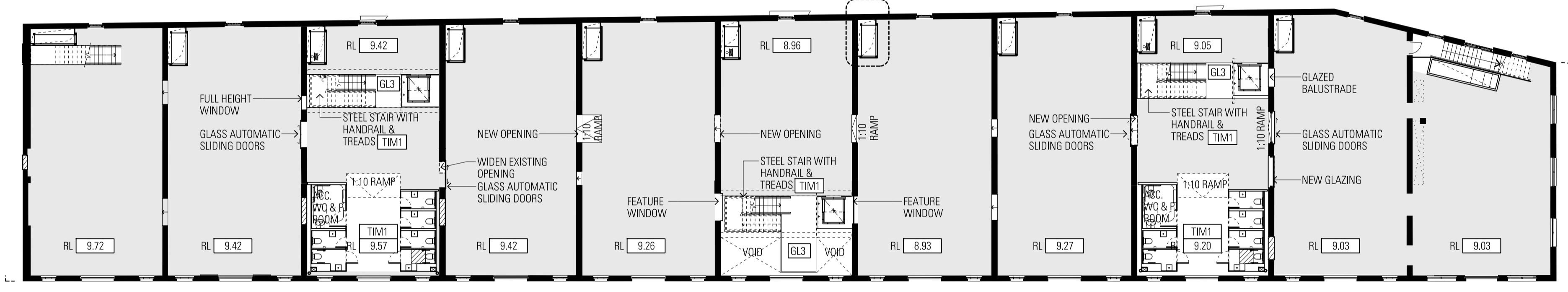

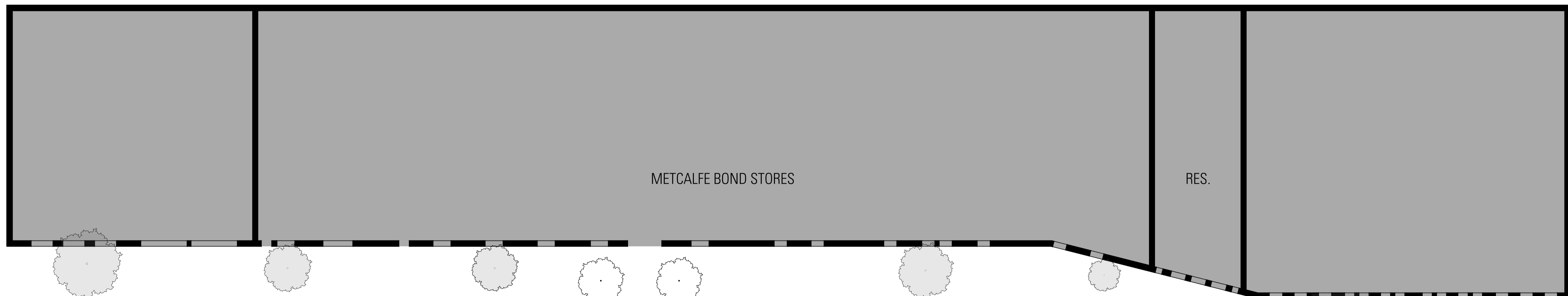
Rev Date

A	16/10/15	App Cld	Revision or reason for issue
B	10/05/16	BM	EA Drawings
		BM	Response to Submissions


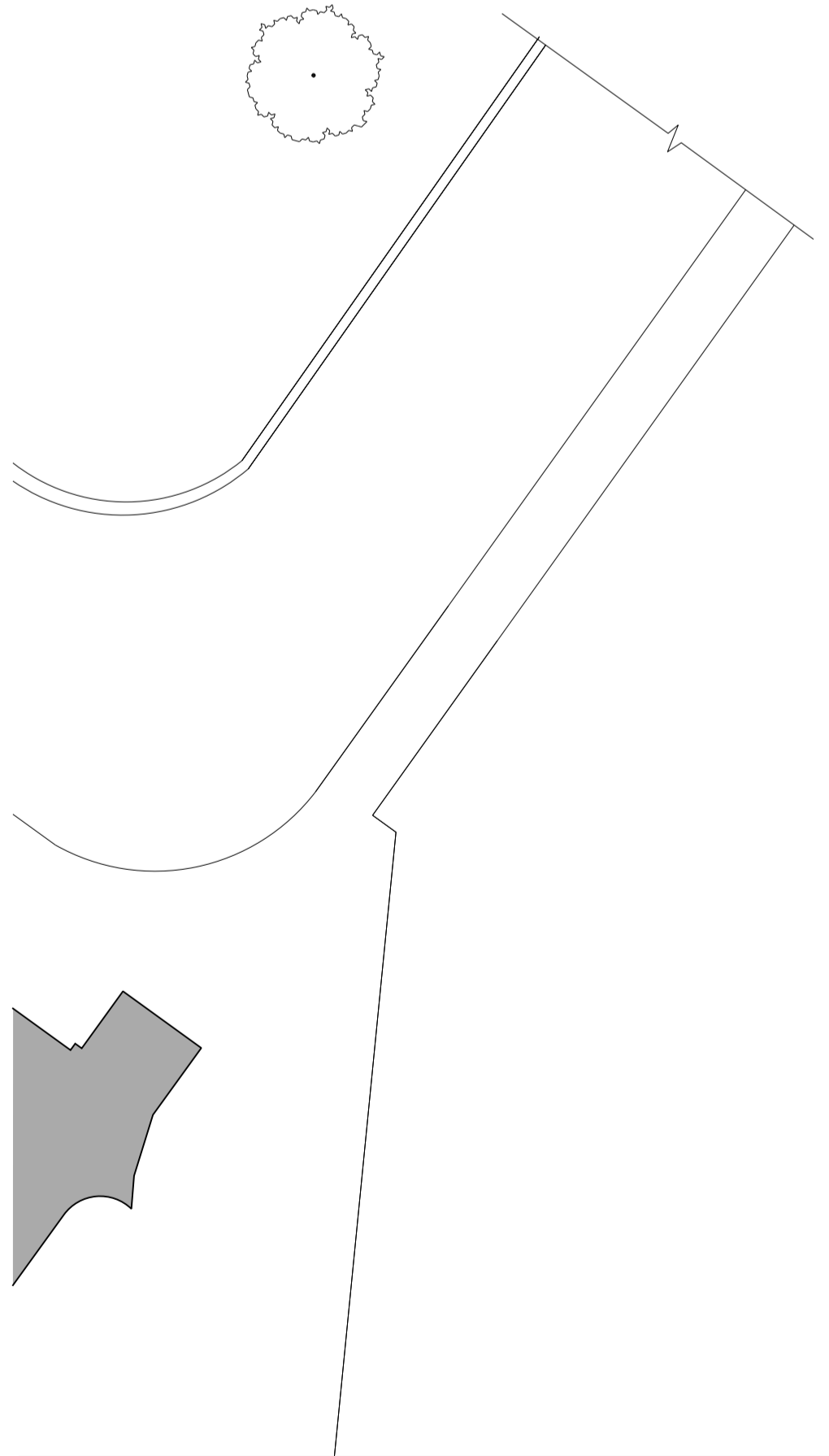
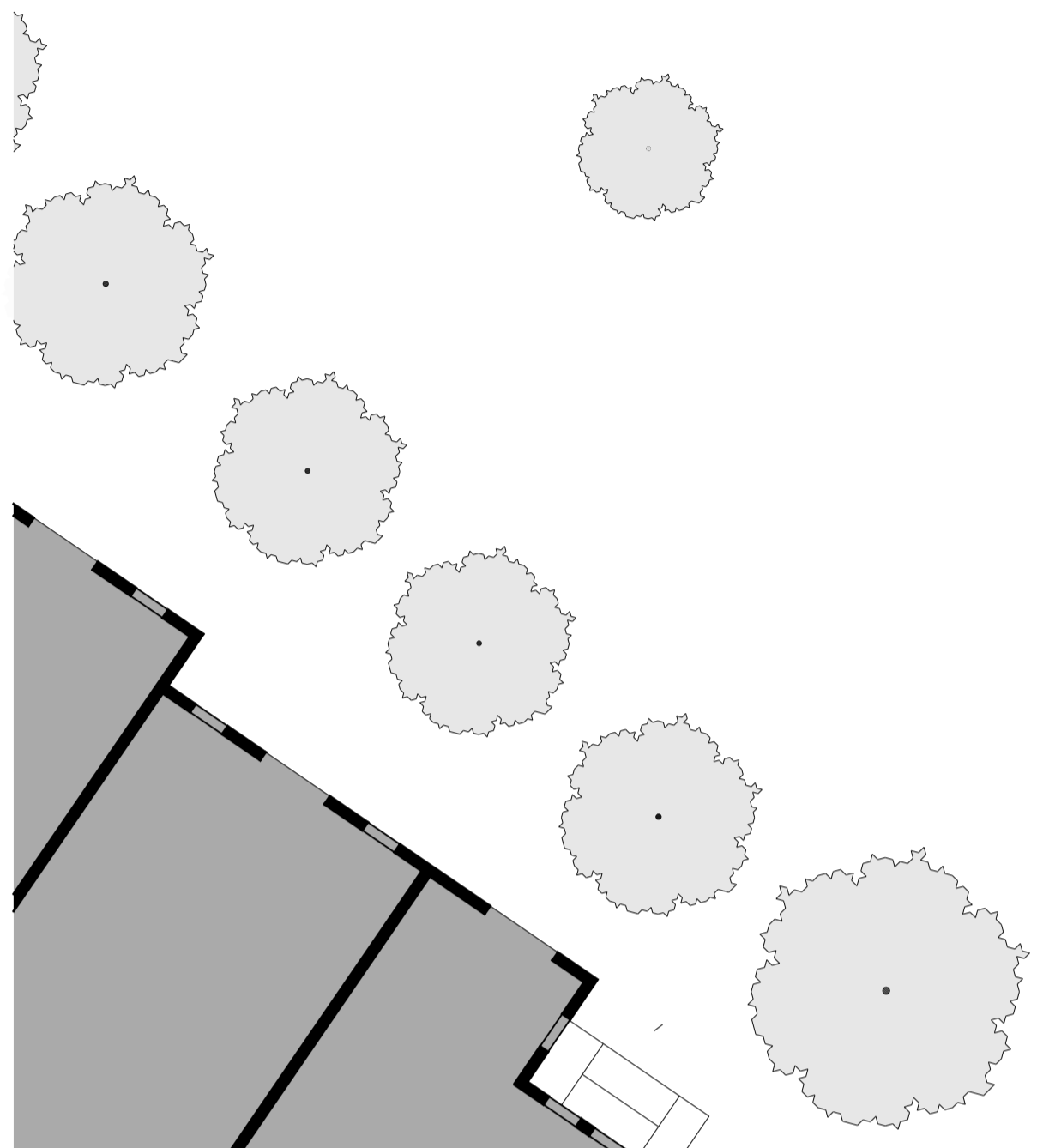
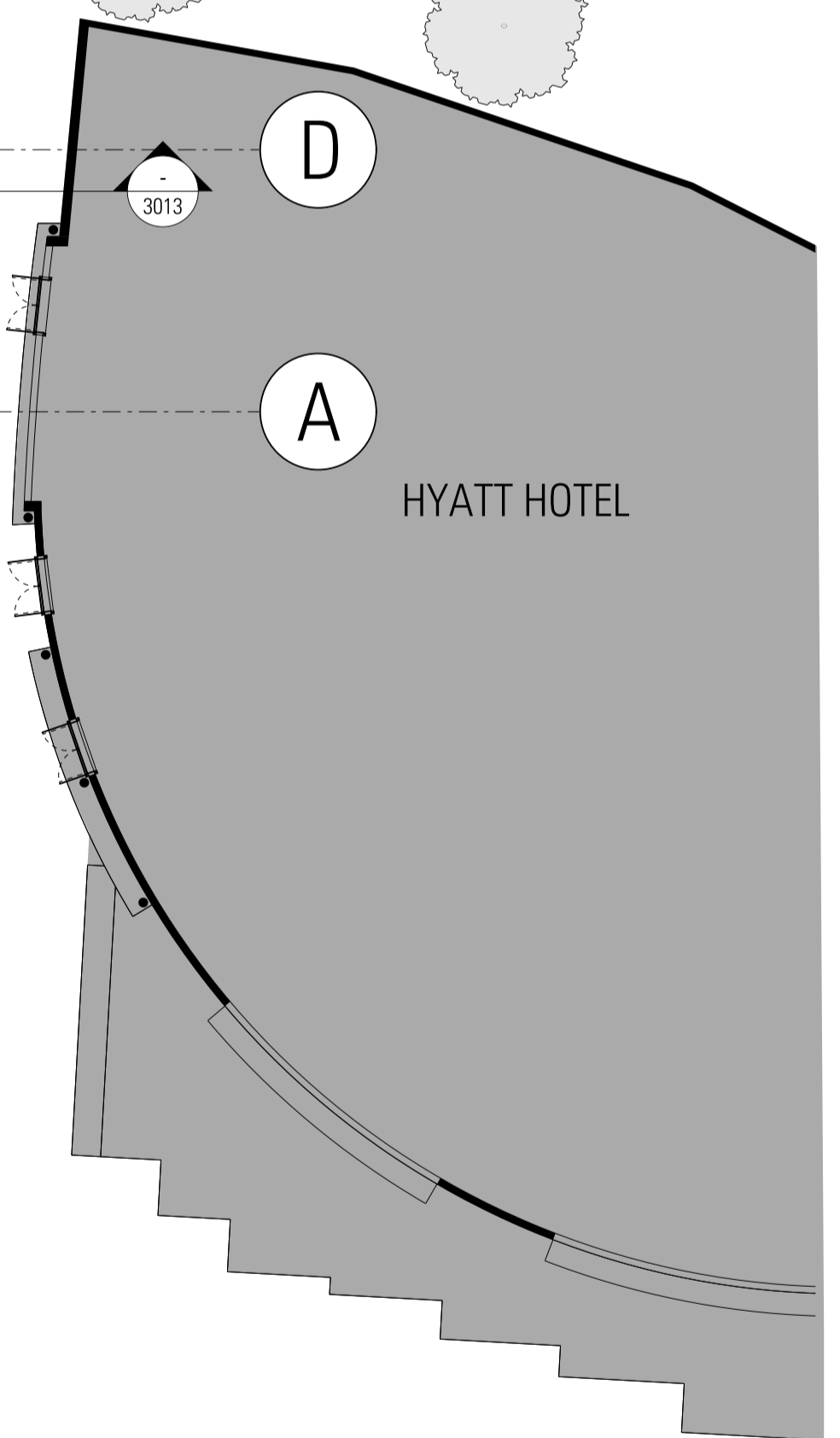
Scale / North Point:  
1200 @ B1: 0 1 2 4 6 10m  
1:500 @ A3  
Do not scale from drawing. Use marked dimensions.  
To be used in conjunction with all other Consultant's drawings.  
The Architect to be immediately notified of any discrepancies.  
Copyright on this drawing retained by the Architect.



Drawing Title  
**HICKSON ROAD LEVEL 01 PLAN**  
Drawing Number  
**12006**  
Drawing Status  
**EA**  
Drawing Number  
**EA-A-1002**  
Revision  
**B**



SHEAF LOT BOUNDARY



Architect  
**JPW JOHNSON PILTON WALKER**  
 Johnson Pilton Walker Pty Ltd ACN 095 778 886  
 Level 10, Plaza Building, Australia Square  
 95 Pitt Street  
 Sydney NSW 2000, Australia  
 Telephone +61 2 9259 5900  
 Facsimile +61 2 9259 5999  
 www.jpw.com.au

Client  
 Tallawanda Pty Ltd  
 Suite 301, 35 Lime St, Sydney NSW 2000  
 Telephone +61 2 9241 4189 Facsimile +61 2 9241 4324  
 Project Manager & Quantity Surveyor  
 Atlas Page Kirkland  
 The Postern Building, 1 Market Street, Sydney NSW 2000  
 Telephone +61 2 9283 7311  
 www.atlasgroup.com

Structural Engineer  
 Northrop Consulting Engineers Pty Ltd  
 Level 11, 345 George Street, Sydney, NSW 2000  
 Telephone +61 2 9241 4189 Facsimile +61 2 9241 4324  
 http://www.northrop.com.au  
 Structural & Civil Engineer  
 Taylor Thomson Whitting Consulting Engineers  
 Level 5, 48 Oxenden Street St Leonards NSW 2065  
 Telephone +61 2 9439 7288 Facsimile +61 2 9439 3146  
 www.ttw.com.au

Materials for  
 Refer to Appendix 2- Materials Board for finishes

PAVE1	GB1	CONC2	MP1	SL
PAVE2	GB2	TIM1	MP2	MS
PAVE3	GL1	TIM2	SS1	GLT
PAVE4	GL2	TLE1	PT1	PC
PAVE5	GL3	TLE2	PIS	
ASPHLT	GL4	TLE3	BL1	
ST1	CONC1	SP1	TR2	

Key

	Existing Works
	New Works
	Billings to existing opening
	Indicative Fit out design (not part of the scope of works)

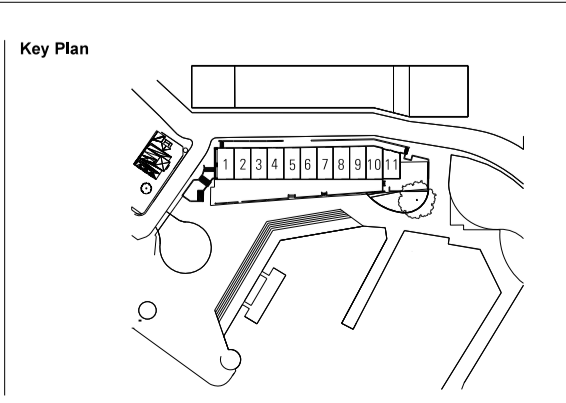
Project Title  
  
**CAMPBELL'S STORES**  
 SYDNEY HARBOUR

Survey Notes:  
 Drawings are based on As built drawings and Survey Information provided by SPSA. To take into account for the floor levels of level 01 and 02 as well as the roof ridge level.  
 Surveys are undertaken to MGA North point, use AHD Datum.  
 Where site levels have been provided engineer to Fort Denison levels.  
 RL 0.00 AHD is assumed to correlate to Fort Denison -0.025m.  
 Survey used:  
 '11848-REV C'  
 '11848-B-Markups'  
 '12041-2004'  
 For adjacent buildings used:  
 '12041-Rev01'


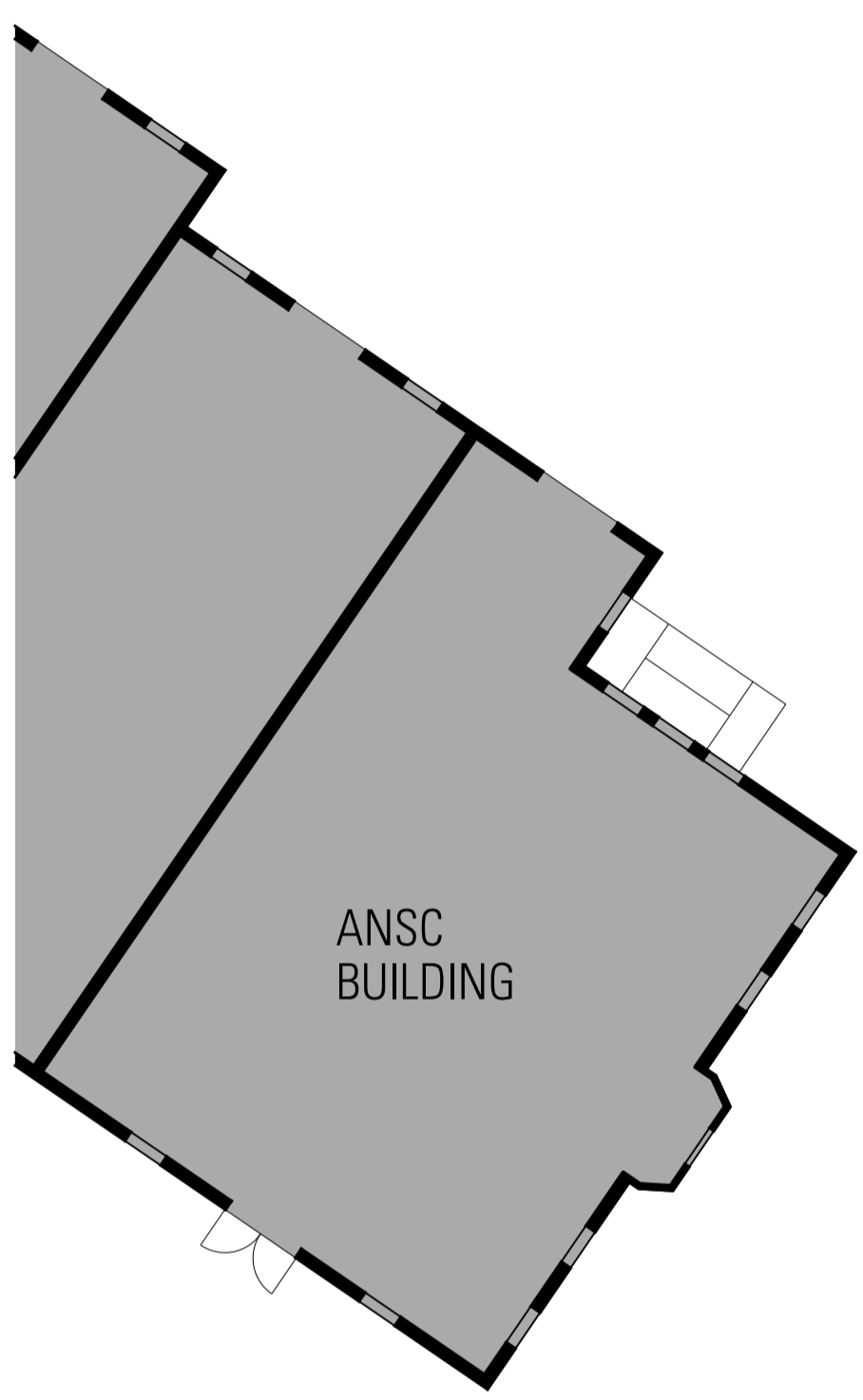
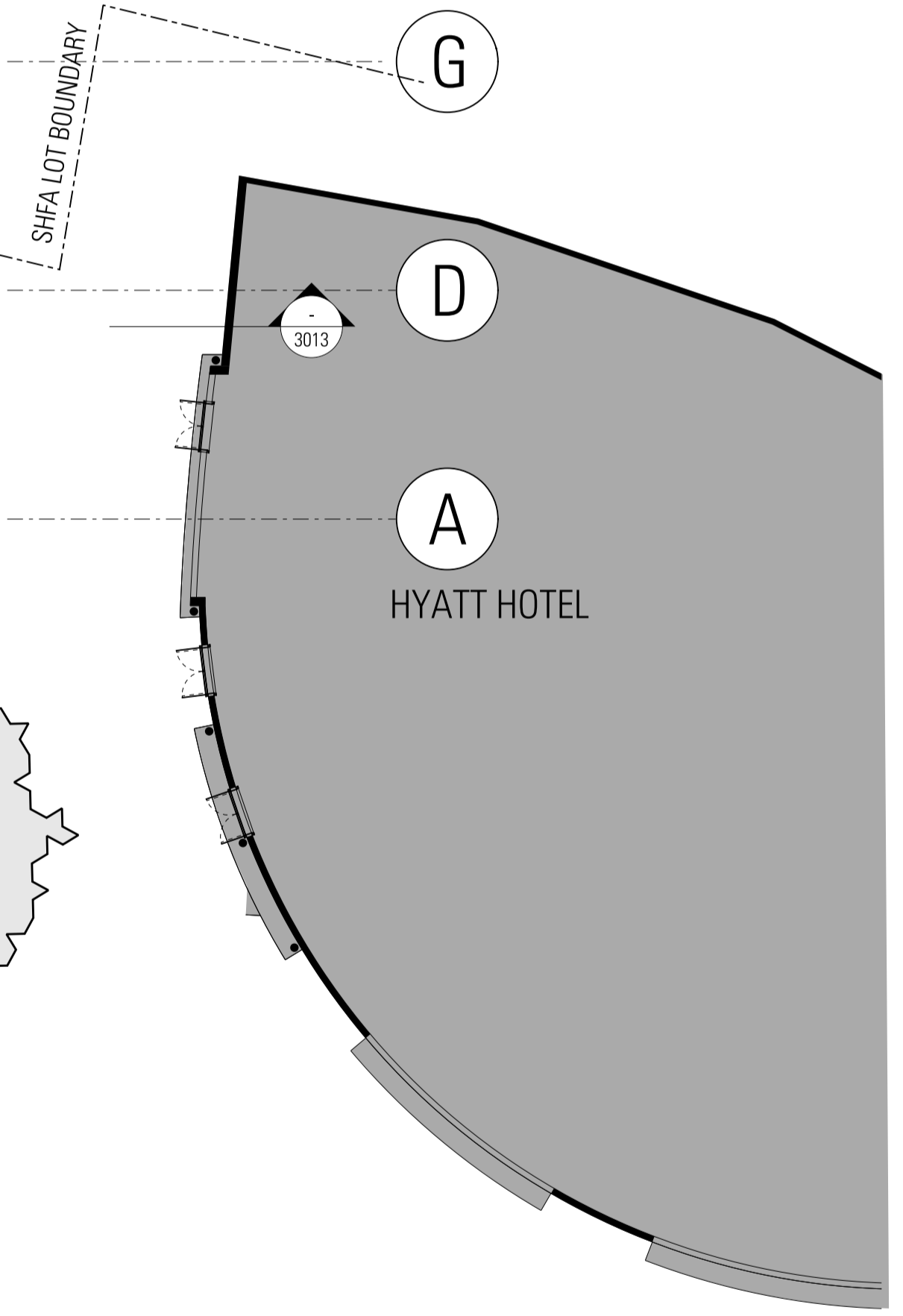
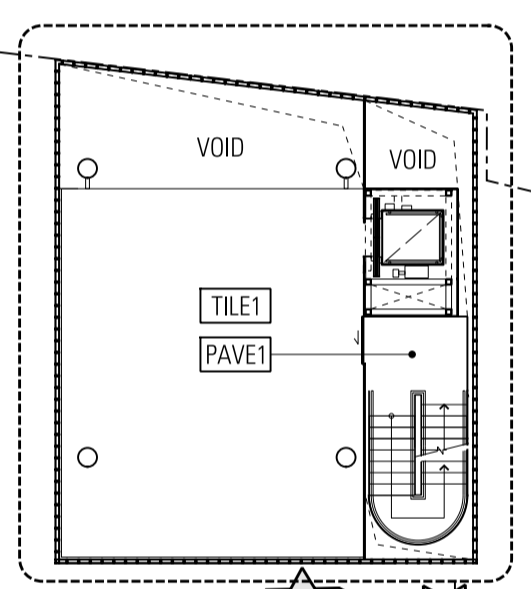
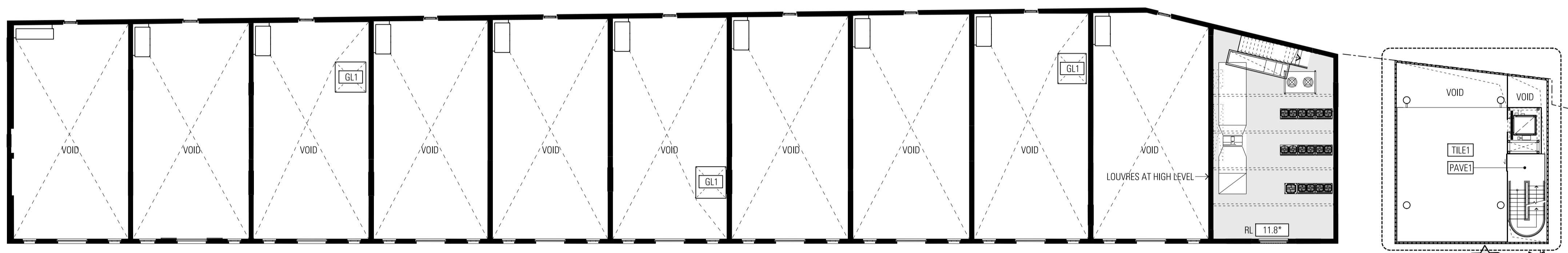
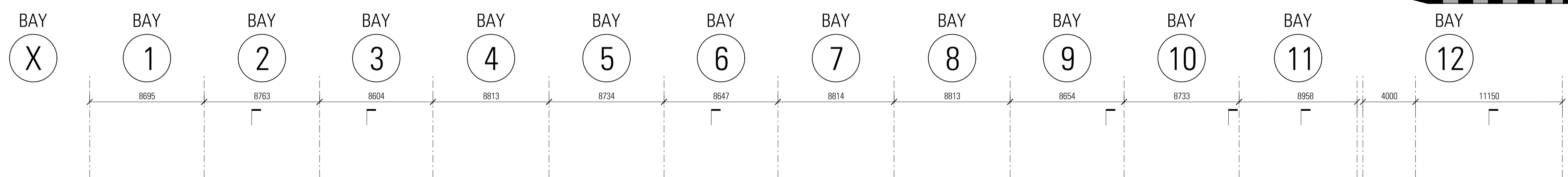
Rev. Date App. Ckd. Revision or reason for issue

A	16/10/15	BM	EA Drawings
B	10/05/16	BM	Response to Submissions

Scale / North Point:  
 1:200 @ B1, 0 1 2 4 6 10m  
 1:500 @ A3  
 Do not scale from drawing. Use marked dimensions.  
 To be used in conjunction with all other Consultant's drawings.  
 The Architect to be immediately notified of any discrepancies.  
 Copyright on this drawing retained by the Architect.



Drawing Title  
**LEVEL 02 PLAN**  
 JPW Project Number  
**12006**  
 Drawing Status  
**EA**  
 Drawing Number  
**EA-A-1003**  
 Revision  
**B**



Architect  
**JPW JOHNSON PILTON WALKER**  
 Johnson Pilton Walker Pty Ltd ACN 095 778 886  
 Level 10, Plaza Building, Australia Square  
 95 Pitt Street  
 Sydney NSW 2000, Australia  
 Telephone +61 2 9259 5900  
 Facsimile +61 2 9259 5999  
 www.jpw.com.au

Client  
 Tallwood/dah Pty Ltd  
 Suite 301, 35 Lime St, Sydney NSW 2000  
 Project Manager & Quantity Surveyor  
 Altus Page Kirkland  
 The Pickett Building, 1 Market Street, Sydney NSW 2000  
 Telephone +61 2 9283 7311  
 www.altusgroup.com

Structural Engineer  
 Northrop Consulting Engineers Pty Ltd  
 Level 11, 345 George Street, Sydney, NSW 2000  
 Telephone +61 2 9241 4188 Facsimile +61 2 9241 4324  
 http://www.northrop.com.au  
 Structural & Civil Engineer  
 Taylor Thomson Whitting Consulting Engineers  
 Level 5, 48 Dundas Street St Leonards NSW 2065  
 Telephone +61 2 9439 7288 Facsimile +61 2 9439 3146  
 www.ttw.com.au

Materials for  
 Refer to Appendix 2- Materials Board for finishes

PAVE1	GB1	CONC2	MP1	SL
PAVE2	GB2	TIM1	MP2	MS
PAVE3	GL1	TIM2	SS1	GLT
PAVE4	GL2	TILE1	PT1	PC
PAVE5	GL3	TILE2	PIS	
ASPHLT	GL4	TILE3	BL1	
ST1	CONC1	SP1	TR2	

Key

	Existing Works
	New Works
	Biflts to existing opening
	Indicative fit out design (not part of the scope of works)

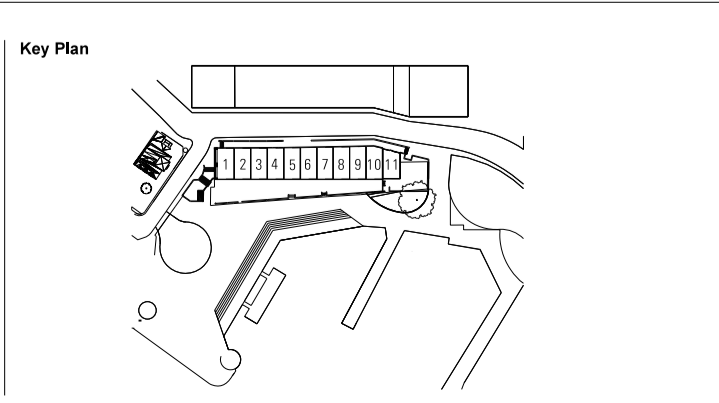
Project Title  
  
**CAMPBELL'S STORES**  
 SYDNEY HARBOUR

Survey Notes:  
 Drawings are based on As built drawings and Survey Information provided by SHPSA. To take into account for the floor levels of level 01 and 02 as well as the roof ridge level.  
 Surveys are undertaken to MGA North point, and AHD Datum.  
 Where site levels have been provided engineer to Fort Denison levels.  
 RL 0.00 AHD is assumed to correlate to Fort Denison -0.025m.  
 Survey used:  
 '11848-REV C'  
 '11848-B-Markups'  
 '12041-2004'  
 For adjacent buildings used:  
 '12041-Rev01'

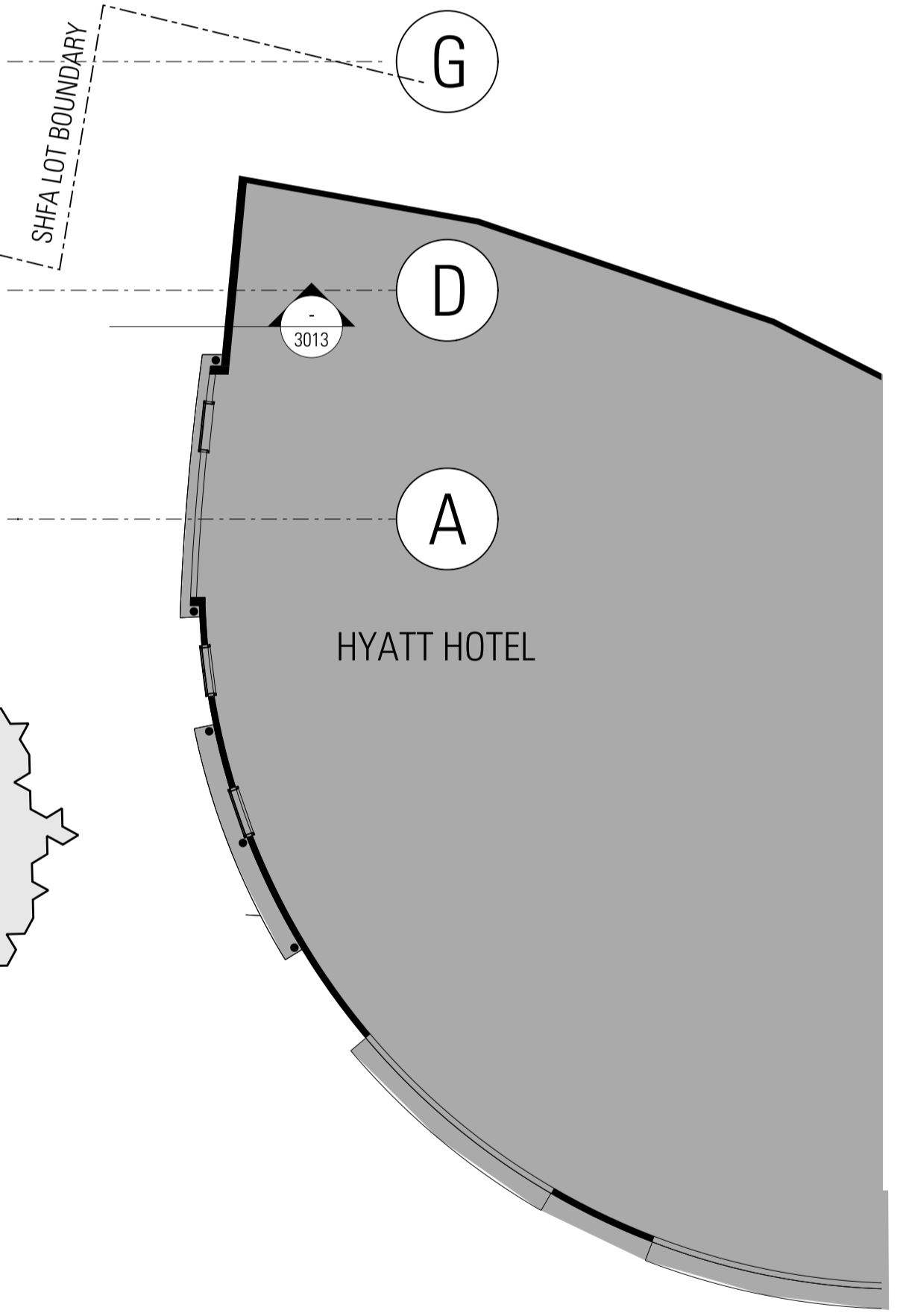
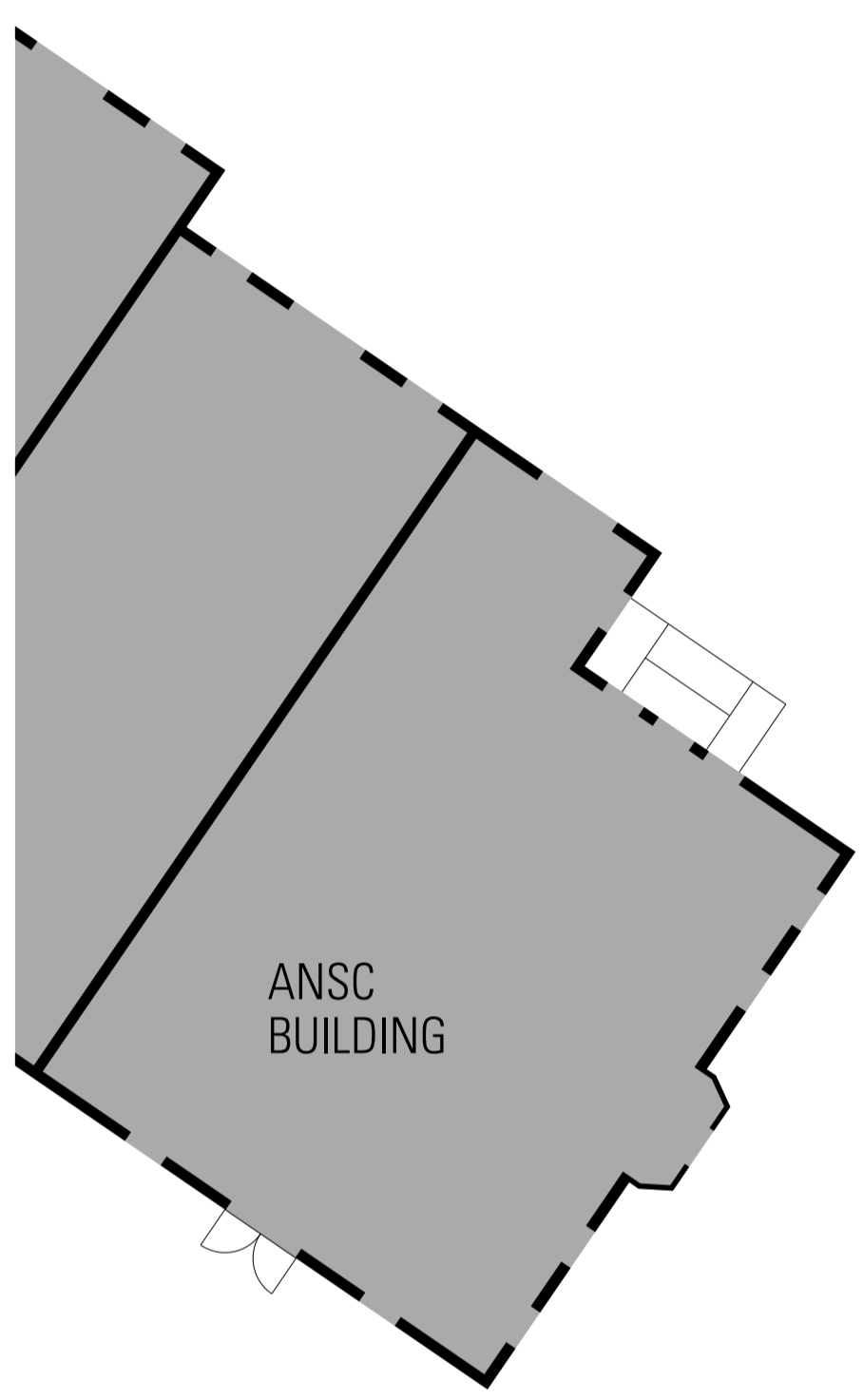
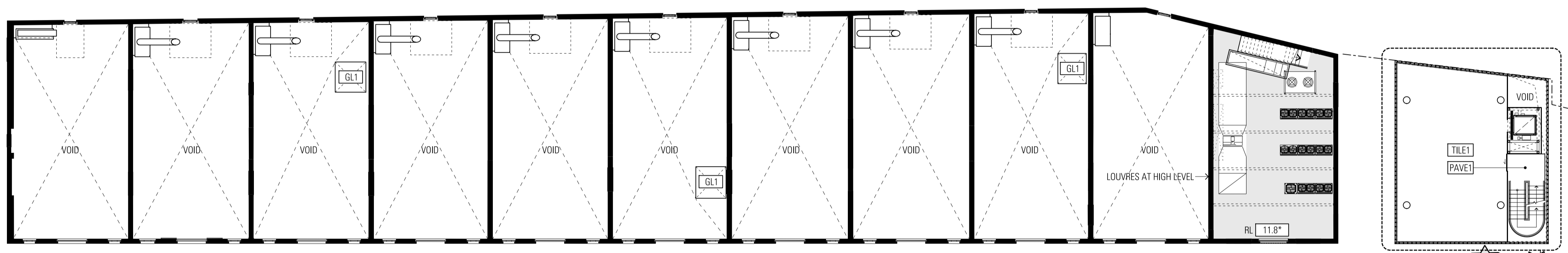
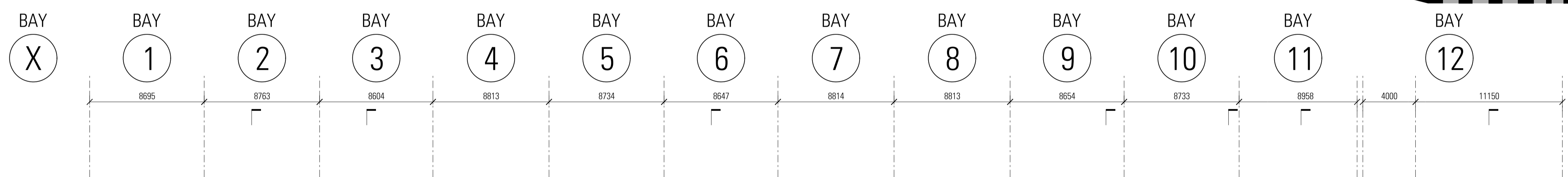

Rev Date App Ckd Revision or reason for Issue

A	16/10/15	BM	EA Drawings
B	10/05/16	BM	Response to Submissions

Scale / North Point:  
 1200@ B1: 0 1 2 4 6 10m  
 1500@ A3  
 Do not scale from drawing. Use marked dimensions.  
 To be used in conjunction with all other Consultant's drawings.  
 The Architect to be immediately notified of any discrepancies.  
 Copyright on this drawing retained by the Architect.



Drawing Title  
**LEVEL 03 PLAN**  
 JPW Project Number  
**12006**  
 Drawing Status  
**EA**  
 Drawing Number  
**EA-A-1004**  
 Revision  
**B**



Architect  
**JPW JOHNSON PILTON WALKER**  
 Johnson Pilton Walker Pty Ltd ACN 095 778 886  
 Level 10, Plaza Building, Australia Square  
 95 Pitt Street  
 Sydney NSW 2000, Australia  
 Telephone +61 2 9259 5900  
 Facsimile +61 2 9259 5999  
 www.jpw.com.au

Client  
 Tallawanda Pty Ltd  
 Suite 301, 35 Lime St, Sydney NSW 2000  
 Project Manager & Quantity Surveyor  
 Angus Page Kirkland  
 The Pickett Building, 1 Market Street, Sydney NSW 2000  
 Telephone +61 2 9283 7311  
 www.alltagroup.com

Structural Engineer  
 Northrop Consulting Engineers Pty Ltd  
 Level 11, 345 George Street, Sydney, NSW 2000  
 Telephone +61 2 9241 4189 Facsimile +61 2 9241 4324  
 http://www.northrop.com.au  
 Structural & CM Engineer  
 Taylor Thomson Whitting Consulting Engineers  
 Level 5, 48 Devon Street St Leonards NSW 2065  
 Telephone +61 2 9439 7288 Facsimile +61 2 9439 3146  
 www.ttw.com.au

Materials for  
 Refer to Appendix 2- Materials Board for finishes

PAVE1	GB1	CONC2	MP1	SL
PAVE2	GB2	TIM1	MP2	MS
PAVE3	GL1	TIM2	SS1	GLT
PAVE4	GL2	TLE1	PT1	PC
PAVE5	GL3	TLE2	PT5	
ASPHLT	GL4	TLE3	BL1	
ST1	CONC1	SP1	TR2	

Key

	Existing Works
	New Works
	Biflts to existing opening
	Indicative fit out design (not part of the scope of works)

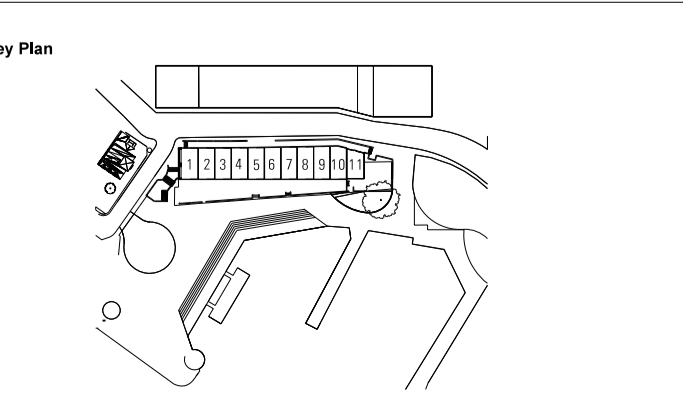
Project Title  
  
**CAMPBELL'S STORES**  
 SYDNEY HARBOUR

Survey Notes:  
 Drawings are based on As built drawings and Survey Information provided by SHPSA. To take into account for the floor levels of level 01 and 02 as well as the roof ridge level.  
 Surveys are undertaken to MGA North point, and AHD Datum.  
 Where site levels have been provided engineer to Fort Denison levels.  
 All 0.00 AHD is assumed to correlate to Fort Denison -0.025m.  
 Survey used:  
 '11845-REV C'  
 '11848-B-Markups'  
 '12041-2004'  
 For adjacent buildings used:  
 '12041-Rev01'

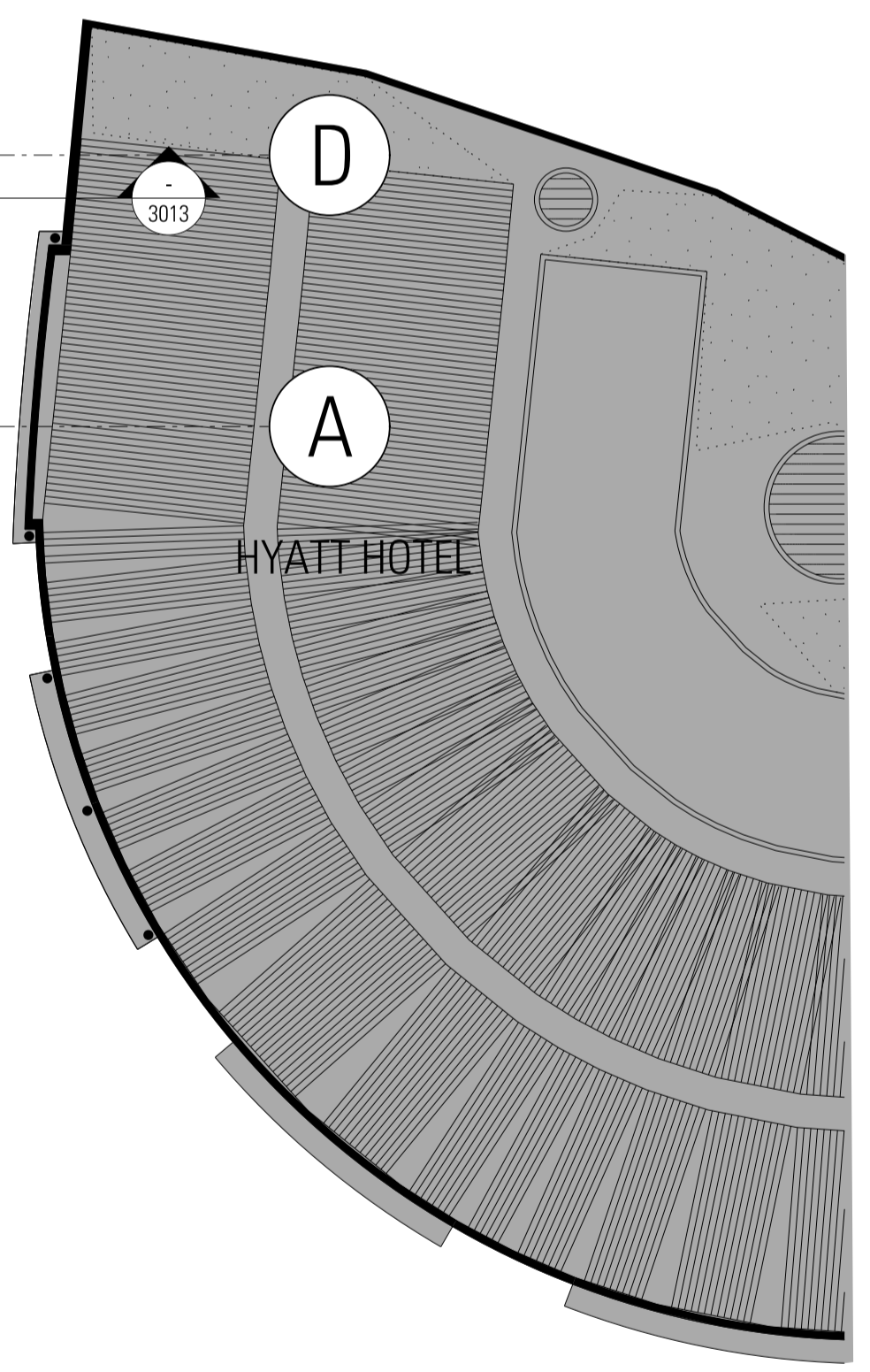
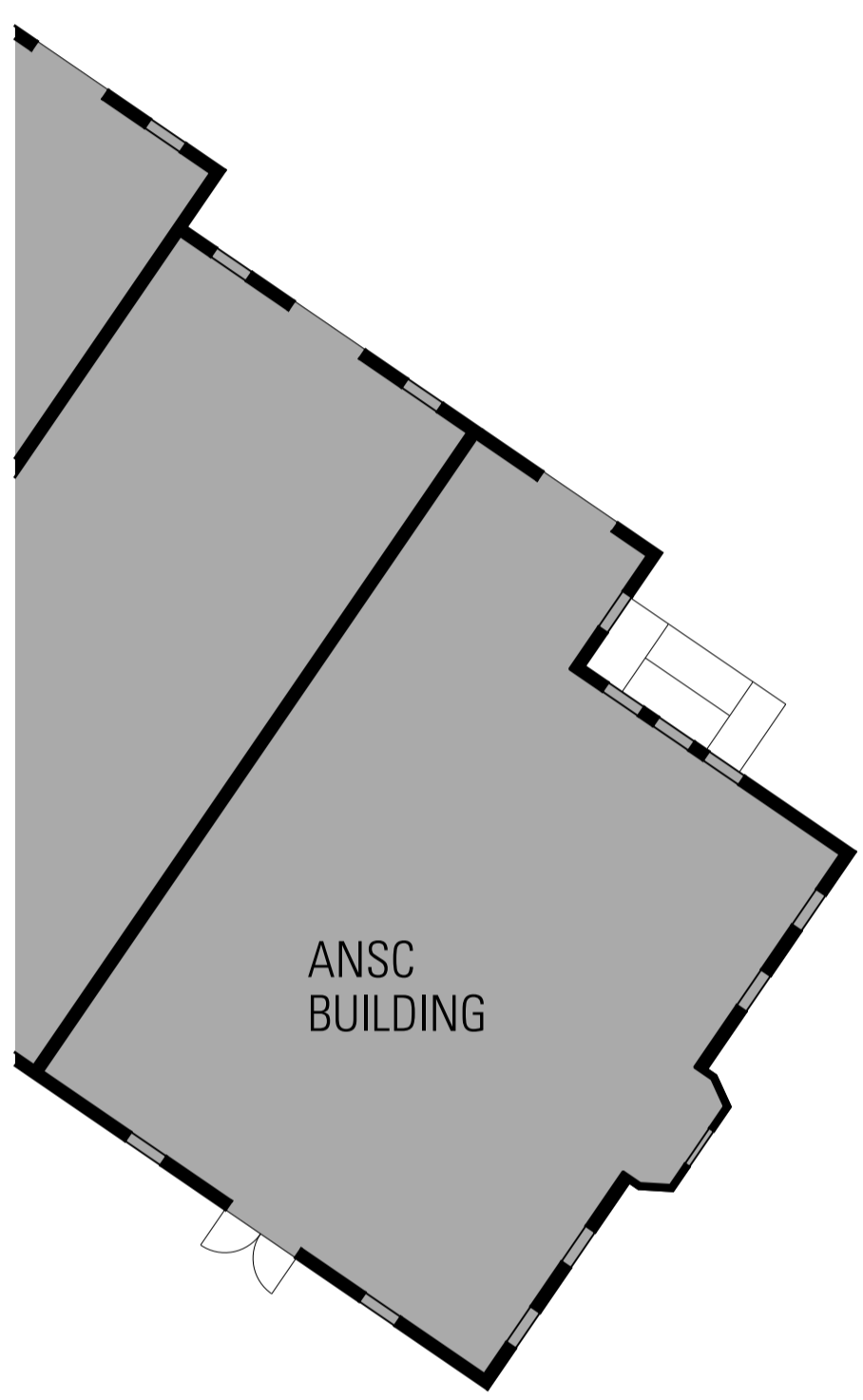
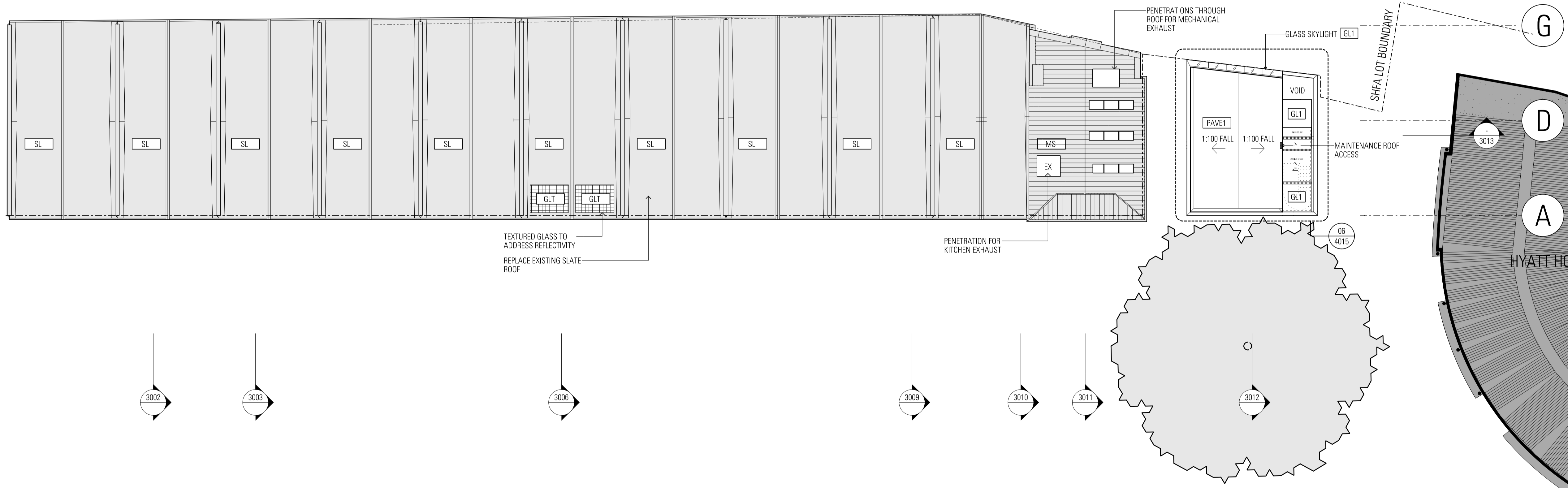
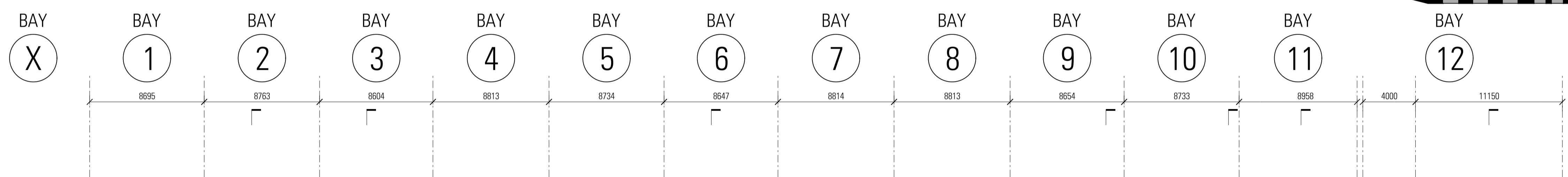
Rev Date App Ckd Revision or reason for Issue

A	16/10/15	BM	EA Drawings
B	10/05/16	BM	Response to Submissions

Scale / North Point:  
 1:200 @ B1, 0 1 2 4 6 10m  
 1:500 @ A3  
 Do not scale from drawing. Use marked dimensions.  
 To be used in conjunction with all other Consultant's drawings.  
 The Architect to be immediately notified of any discrepancies.  
 Copyright on this drawing retained by the Architect.



Drawing Title  
**LEVEL 04 PLAN**  
 JPW Project Number  
**12006**  
 Drawing Status  
**EA**  
 Drawing Number  
**EA-A-1005**  
 Revision  
**B**



Architect  
**JPW JOHNSON PILTON WALKER**  
 Johnson Pilton Walker Pty Ltd ACN 095 778 886  
 Level 10, Plaza Building, Australia Square  
 95 Pitt Street  
 Sydney NSW 2000, Australia  
 Telephone +61 2 9259 5900  
 Facsimile +61 2 9259 5999  
 www.jpw.com.au

Client  
 Tallwood/dash Pty Ltd  
 Suite 301, 35 Lime St, Sydney NSW 2000  
 Project Manager & Quantity Surveyor  
 Angus Page Kirkland  
 The Pickett Building, 1 Market Street, Sydney NSW 2000  
 Telephone +61 2 9283 7311  
 www.alltagroup.com

Structural Engineer  
 Northrop Consulting Engineers Pty Ltd  
 Level 11, 345 George Street, Sydney, NSW 2000  
 Telephone +61 2 9241 4189 Facsimile +61 2 9241 4324  
 http://www.northrop.com.au  
 Structural & Civil Engineer  
 Taylor Thomson Whitting Consulting Engineers  
 Level 5, 48 Dundas Street St Leonards NSW 2065  
 Telephone +61 2 9439 7288 Facsimile +61 2 9439 3146  
 www.ttw.com.au

Materials for  
 Refer to Appendix 2- Materials Board for finishes

PAVE1	GB1	CONC2	MP1	SL
PAVE2	GB2	TIM1	MP2	MS
PAVE3	GL1	TIM2	SS1	GLT
PAVE4	GL2	TLE1	PT1	PC
PAVE5	GL3	TLE2	PIS	BL1
ASPHLT	GL4	TLE3	BL1	TRZ
ST1	CONC1	SP1	TRZ	

Key

[Solid Grey Box]	Existing Works
[Hatched Box]	New Works
[Dotted Box]	fills to existing opening
[Blue Dotted Box]	Indicative fit out design (not part of the scope of works)

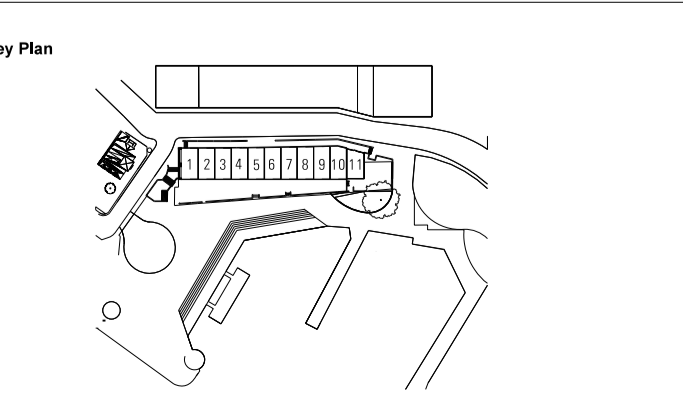
Project Title  
  
**CAMPBELL'S STORES**  
 SYDNEY HARBOUR

Survey Note:  
 Drawings are based on As built drawings and Survey Information provided by SHPA. To take into account for the floor levels of Level 01 and 02 as well as the roof ridge level.  
 Surveys are undertaken to MGA North point, and AHD Datum.  
 Where site levels have been provided engineers to Fort Denison levels.  
 All 0.00 AHD is assumed to correlate to Fort Denison -0.025m.  
 Survey used:  
 '118481REV C'  
 '118481-Markups'  
 '12041\_2004'  
 For adjacent buildings used:  
 '12041\_Rev01'

Rev Date App Cld Revision or reason for issue

A	16/10/15	BM EA Drawings
B	10/05/16	BM Response to Submissions

Scale / North Point:  
 1:200 @ B1, 0 1 2 4 6 10m  
 1:500 @ A3  
 Do not scale from drawing. Use marked dimensions.  
 To be used in conjunction with all other Consultant's drawings.  
 The Architect to be immediately notified of any discrepancies.  
 Copyright on this drawing retained by the Architect.



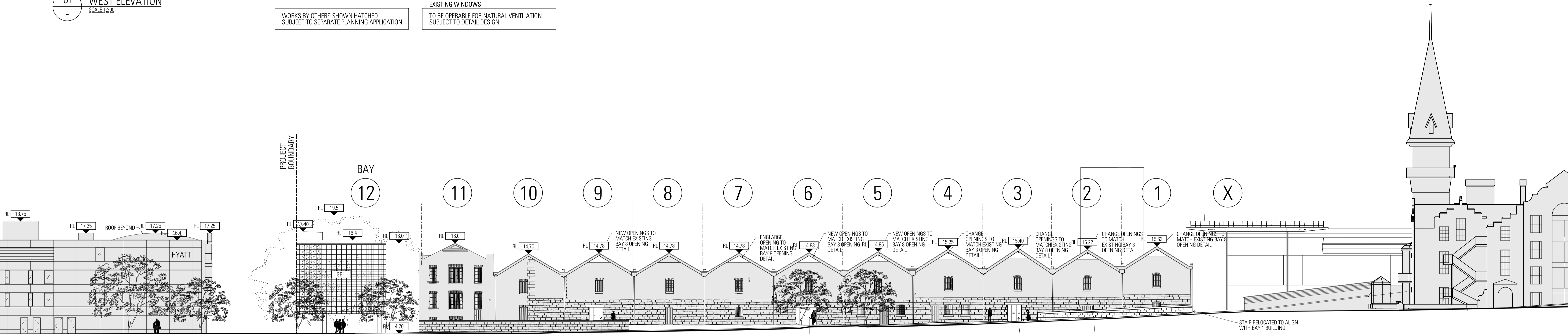
Drawing Title  
**BAY 12 ROOF PLAN**  
 JPW Project Number  
**12006**  
 Drawing Status  
**EA**  
 Drawing Number  
**EA-A-1006**  
 Revision  
**B**



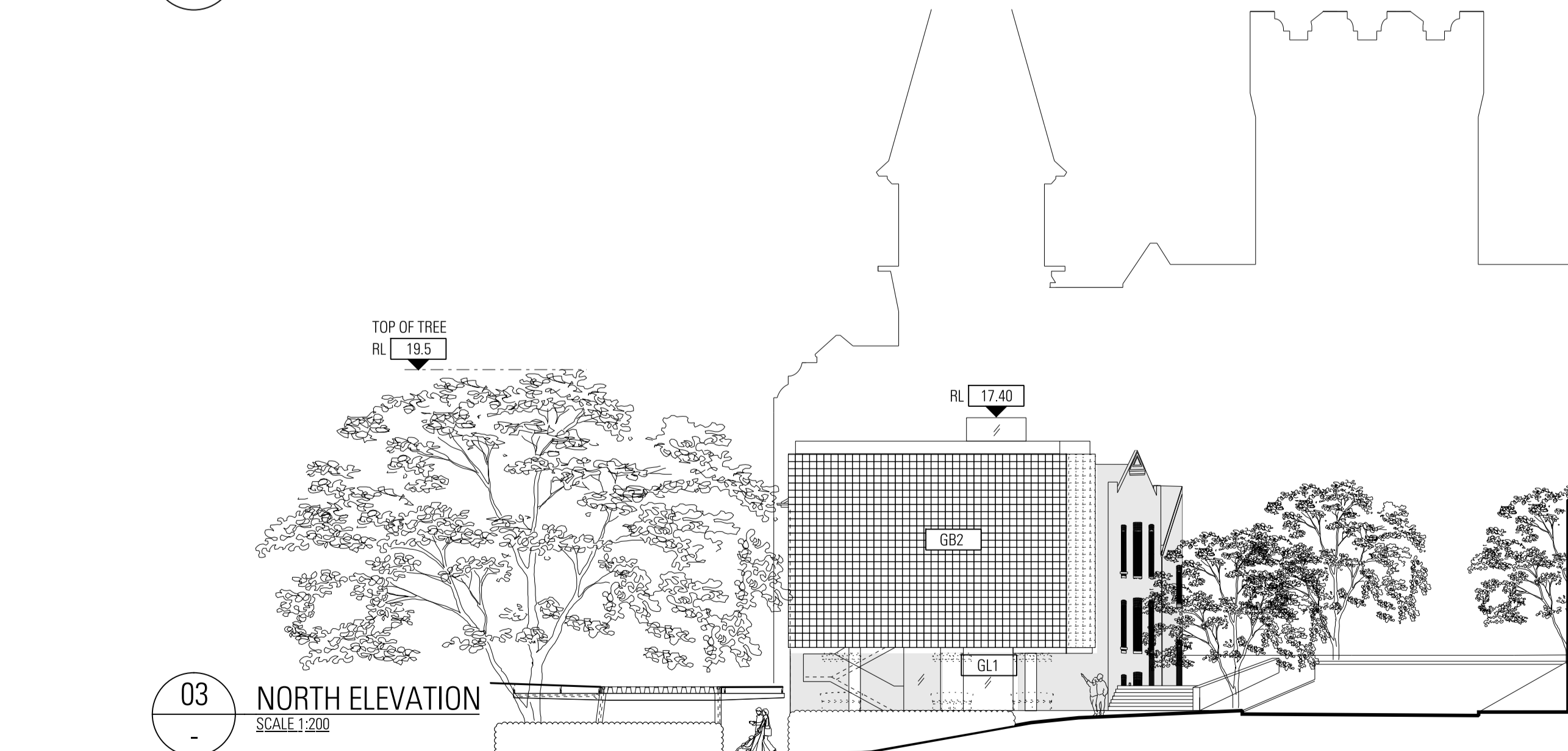
01 WEST ELEVATION  
SCALE 1:200

WORKS BY OTHERS SHOWN HATCHED  
SUBJECT TO SEPARATE PLANNING APPLICATION

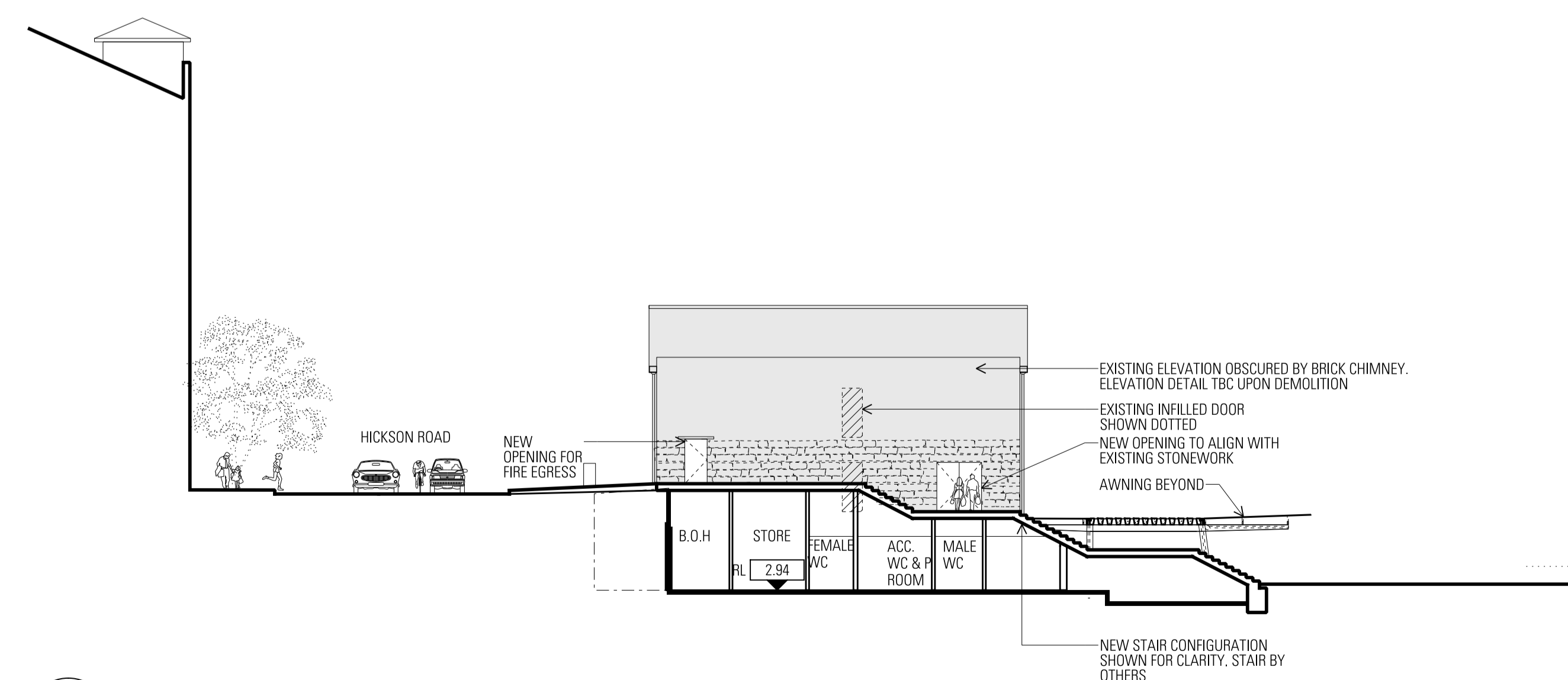
EXISTING WINDOWS  
TO BE OPERABLE FOR NATURAL VENTILATION  
SUBJECT TO DETAIL DESIGN



02 EAST ELEVATION  
SCALE 1:200



03 NORTH ELEVATION  
SCALE 1:200



04 SOUTH ELEVATION  
SCALE 1:200

Architect  
**JPW JOHNSON PILTON WALKER**  
Johnson Pilton Walker Pty Ltd ACN 095 778 886  
Level 10, Plaza Building, Australia Square  
85 Pitt Street  
Sydney NSW 2000, Australia  
Telephone +61 2 9259 5900  
Facsimile +61 2 9259 5999  
www.jpww.com.au

Client  
Tallawandah Pty Ltd  
Suite 301, 35 Lime St, Sydney NSW 2000  
Telephone +61 2 9241 4188 Facsimile +61 2 9241 4324  
http://www.tallawandah.com.au  
Project Manager & Quantity Surveyor  
Albus Page Kirkland  
The Pickett Building, 1 Market Street, Sydney NSW 2000  
Telephone +61 2 9283 7311  
www.albusgroup.com

Structural & Civil Engineer  
Northrop Consulting Engineers Pty Ltd  
Level 11, 345 George Street, Sydney, NSW 2000  
Telephone +61 2 9241 4188 Facsimile +61 2 9241 4324  
http://www.northrop.com.au  
Structural & Civil Engineer  
Taylor Thomson Whitling Consulting Engineers  
Level 5, 48 Queen Street, St Leonards NSW 2065  
Telephone +61 2 9439 7288 Facsimile +61 2 9439 3146  
www.ttw.com.au

Materials Key  
Refer to Appendix 2- Materials Board for finishes

PAVE1	GB1	CONC2	MP1	SL
PAVE2	GB2	TIM1	MP2	MS
PAVE3	GL1	TIM2	SS1	GLT
PAVE4	GL2	TLE1	PT1	PC
PAVE5	GL3	TLE2	PIS	
ASPHLT	GL4	TLE3	BL1	
ST1	CONC1	SP1	TR2	

Key

	Existing Works
	New Works
	Details to existing opening
	Indicative Fit out design (not part of the scope of works)

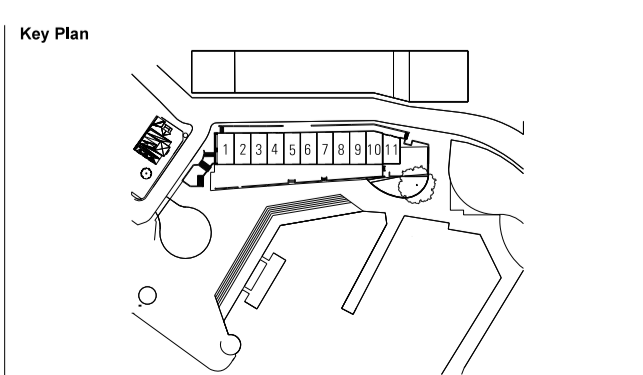
Project Title  
**CAMPBELL'S STORES**  
SYDNEY HARBOUR

Survey Notes:  
Drawings are based on As built drawings and Survey Information provided by SPSA, to form the basis for the floor levels of Level 01 and 02 as well as the roof ridge level.  
Surveys are undertaken to MSA North point, and AHD Datum.  
Where site levels have been provided (regardless to 'Fort Denison' levels, RL 0.00 AHD is assumed to correlate to Fort Denison -0.025m.  
Survey notes:  
11/04/18/RY C  
11/04/18/Markups  
12/04/18/2004  
For adjacent buildings used:  
12/04/18/RYW

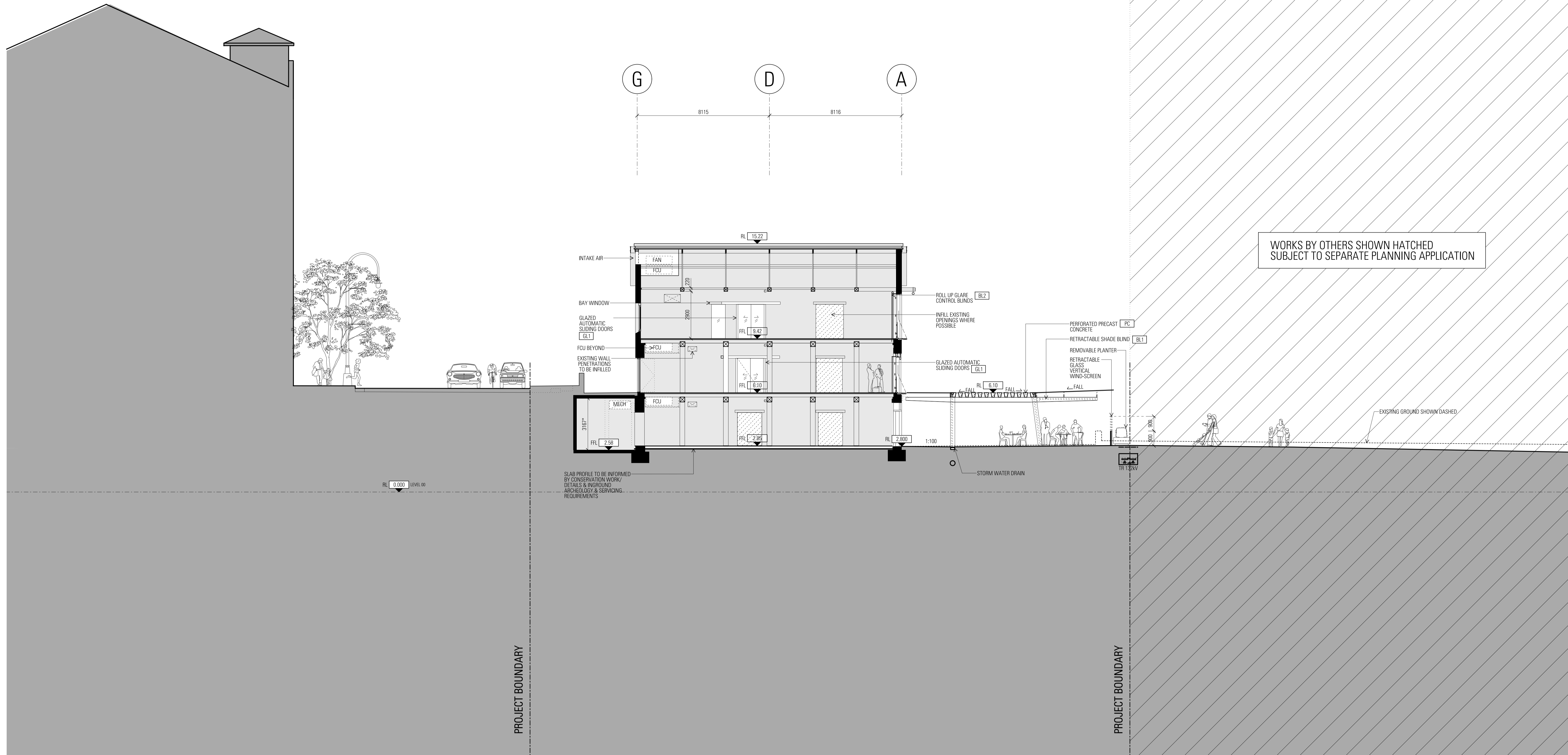
Rev. Date App. Ckd. Revision or reason for issue

A	16/10/15	BM	EA Drawings
B	10/05/16	BM	Response to Submissions

Scale / North Point:  
1:200 @ B1: 0 1 2 4 6 10m  
1:500 @ A3  
Do not scale from drawing. Use marked dimensions.  
To be used in conjunction with all other Consultant's drawings.  
The Architect to be immediately notified of any discrepancies.  
Copyright on this drawing retained by the Architect.



Drawing Title  
**ELEVATIONS**  
JPW Project Number  
12006  
Drawing Status  
EA  
Drawing Number  
EA-A-2000  
Revision  
B



Architect  
**JPW JOHNSON PILTON WALKER**  
 Johnson Pilton Walker Pty Ltd ACN 095 778 886  
 Level 10, Plaza Building, Australia Square  
 95 Pitt Street  
 Sydney NSW 2000, Australia  
 Telephone +61 2 9259 5900  
 Facsimile +61 2 9259 5999  
 www.jpw.com.au

Client  
 Tallawanda Pty Ltd  
 Suite 301, 35 Lime St, Sydney NSW 2000  
 Project Manager & Quantity Surveyor  
 Angus Page Kirkland  
 The Pickett Building, 1 Market Street, Sydney NSW 2000  
 Telephone +61 2 9283 7311  
 www.alltagroup.com

Structural Engineer  
 Northrop Consulting Engineers Pty Ltd  
 Level 11, 345 George Street, Sydney NSW 2000  
 Telephone +61 2 9241 4189 Facsimile +61 2 9241 4324  
 http://www.northrop.com.au  
 Structural & Civil Engineer  
 Taylor Thomson Whitling Consulting Engineers  
 Level 5, 48 Dundas Street St Leonards NSW 2065  
 Telephone +61 2 9439 7288 Facsimile +61 2 9439 3146  
 www.ttw.com.au

Materials for Refer to Appendix 2- Materials Board for finishes

PAVE1	GB1	CONC2	MP1	SL
PAVE2	GB2	TIM1	MP2	MS
PAVE3	GL1	TIM2	SS1	GLT
PAVE4	GL2	TLE1	PT1	PC
PAVE5	GL3	TLE2	PIS	BL1
ASPHLT	GL4	TLE3	TR2	
ST1	CONC1	SP1		

Key

	Existing Works
	New Works
	Blinds to existing opening
	Indicative fit out design (not part of the scope of works)

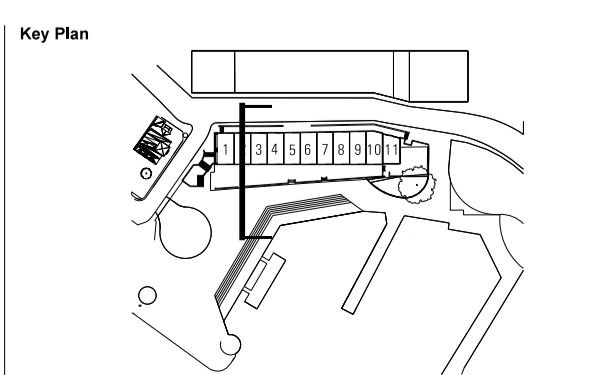
Project Title  
  
**CAMPBELL'S STORES**  
 SYDNEY HARBOUR

Survey Notes:  
 Drawings are based on As built drawings and Survey Information provided by SPPFA, to form the basis for the floor levels of level 01 and 02 as well as the roof ridge level.  
 Surveys are undertaken to MGA North point, use AHD Datum.  
 Where site levels have been provided registered to Fort Denison levels, RL 0.00 AHD is assumed to correlate to Fort Denison -0.025m.  
 Survey used:  
 '111481REV C'  
 '111481 B-Markups'  
 '10141\_2004'  
 For adjacent buildings used:  
 '10141\_Rev01'

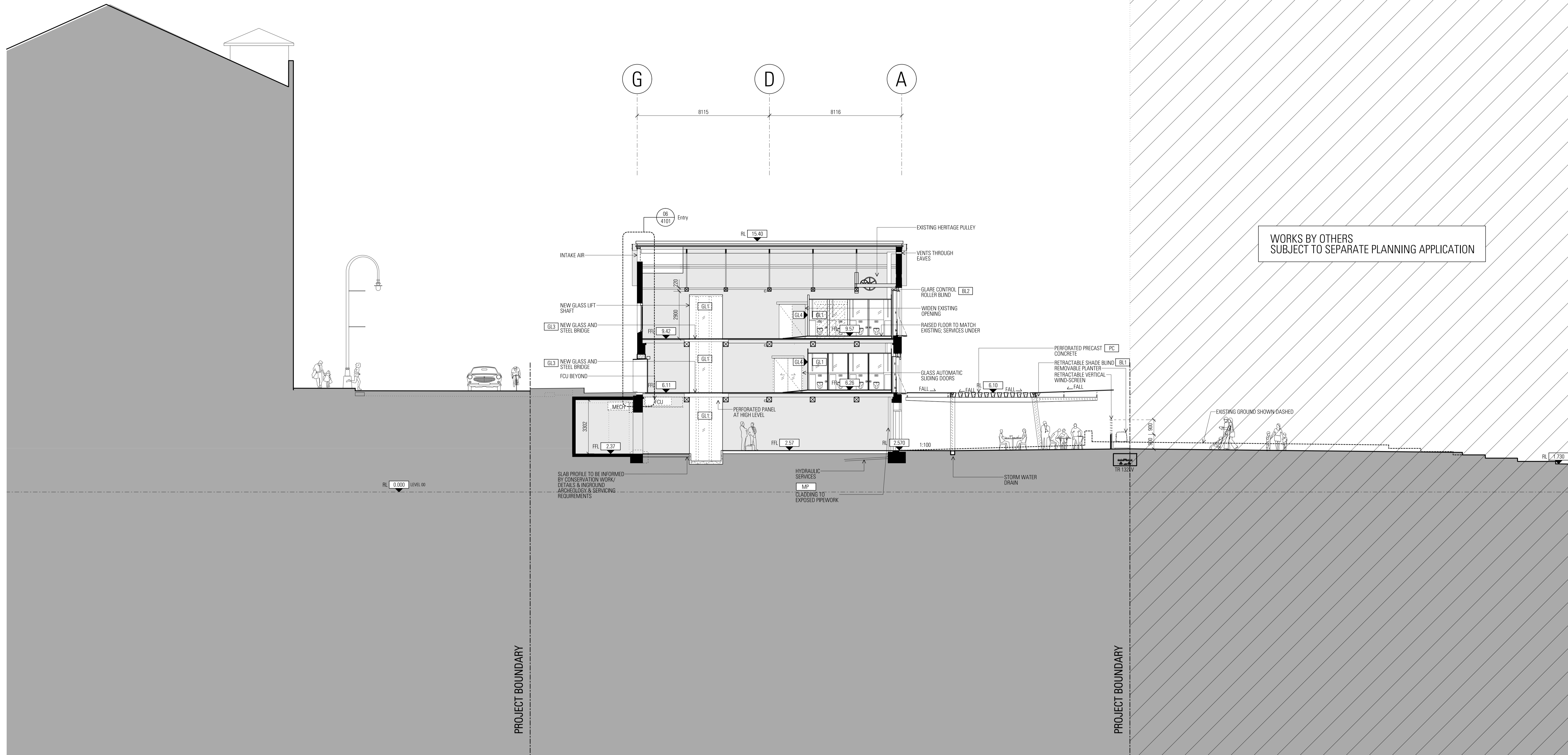
Rev Date App Ckd Revision or reason for Issue

A	16/10/15	BM	EA Drawings
B	10/05/16	BM	Response to Submissions

Scale / North Point:  
 1:100 @ B1, 0 1 2 3 5M  
 1:200 @ A3  
 Do not scale from drawing. Use marked dimensions.  
 To be used in conjunction with all other Consultant's drawings.  
 The Architect to be immediately notified of any discrepancies.  
 Copyright on this drawing retained by the Architect.



Drawing Title  
**SECTION - BAY 2**  
 JPW Project Number  
**12006**  
 Drawing Status  
**EA**  
 Drawing Number  
**EA-A-3002**  
 Revision  
**B**



Architect  
**JPW JOHNSON PILTON WALKER**  
 Johnson Pilton Walker Pty Ltd ACN 095 778 886  
 Level 10, Plaza Building, Australia Square  
 95 Pitt Street  
 Sydney NSW 2000, Australia  
 Telephone +61 2 9259 5900  
 Facsimile +61 2 9259 5999  
 www.jpw.com.au

Client  
 Tallawanda Pty Ltd  
 Suite 301, 35 Lime St, Sydney NSW 2000  
 Telephone +61 2 9241 4189 Facsimile +61 2 9241 4324  
 Project Manager & Quantity Surveyor  
 Angus Page Kirkland  
 The Pickett Building, 1 Market Street, Sydney NSW 2000  
 Telephone +61 2 9283 7311  
 www.alltagroup.com

Structural Engineer  
 Northrop Consulting Engineers Pty Ltd  
 Level 11, 345 George Street, Sydney NSW 2000  
 Telephone +61 2 9241 4189 Facsimile +61 2 9241 4324  
 http://www.northrop.com.au  
 Structural & Civil Engineer  
 Taylor Thomson Whitling Consulting Engineers  
 Level 5, 48 Devon Street St Leonards NSW 2065  
 Telephone +61 2 9439 7288 Facsimile +61 2 9439 3146  
 www.ttw.com.au

Materials for Refer to Appendix 2- Materials Board for finishes

PAVE1	GB1	CONC2	MP1	SL
PAVE2	GB2	TIM1	MP2	MS
PAVE3	GL1	TIM2	SS1	GLT
PAVE4	GL2	TLE1	PT1	PC
PAVE5	GL3	TLE2	PIS	
ASPHLT	GL4	TLE3	BL1	
ST1	CONC1	SP1	TR2	

Key

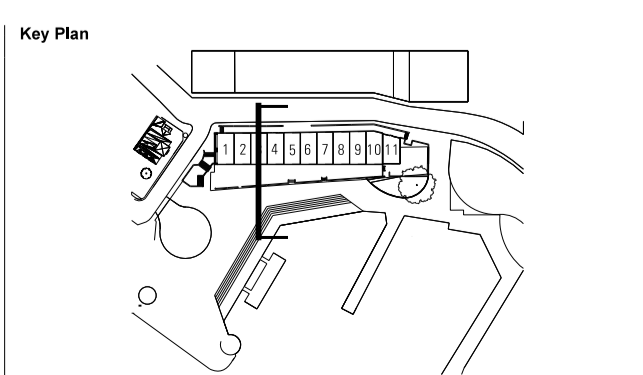
	Existing Works
	New Works
	Bifolds to existing opening
	Indicative fit out design (not part of the scope of works)

Project Title  
  
**CAMPBELL'S STORES**  
 SYDNEY HARBOUR

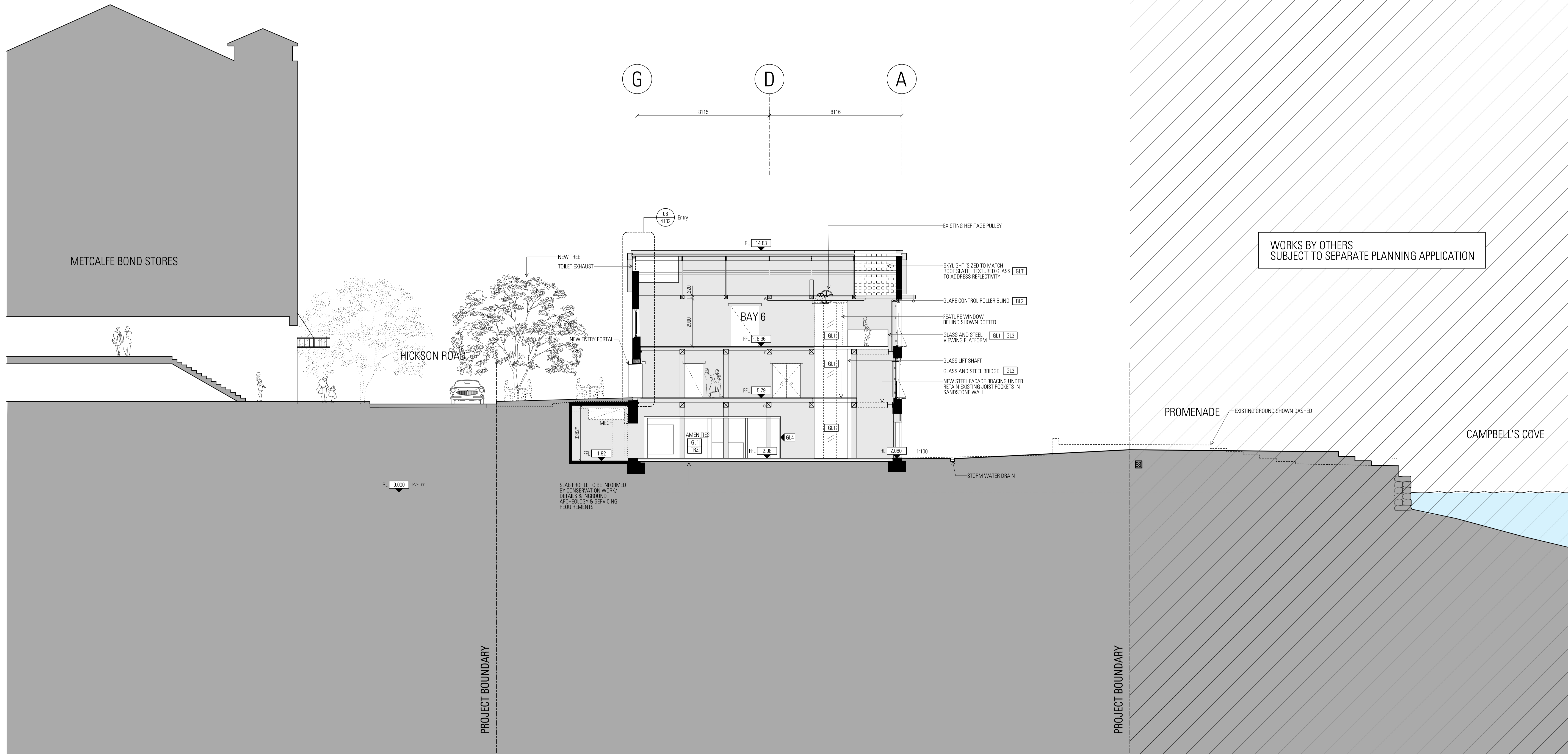
Survey Notes:  
 Drawings are based on As built drawings and Survey Information provided by SPPFA, to form the basis for the floor levels of Level 01 and 02 as well as the roof ridge level.  
 Surveys are undertaken to MGA North point, and AHD Datum.  
 Where site levels have been provided refer to 'Fort Devision' levels.  
 RL 0.00 AHD is assumed to correlate to Fort Devision -0.025m.  
 Surveyors used:  
 '111845REV C'  
 '111845 B-Markups'  
 '101841-2004'  
 For adjacent buildings used:  
 '101841-Rev01'

Rev	Date	App Ckd	Revision or reason for Issue
A	16/10/15	BM	EA Drawings
B	10/05/16	BM	Response to Submissions

Scale / North Point:  
 1:100 @ B1, 0 1 2 3 5M  
 1:250 @ A3  
 Do not scale from drawing. Use marked dimensions.  
 To be used in conjunction with all other Consultant's drawings.  
 The Architect to be immediately notified of any discrepancies.  
 Copyright on this drawing retained by the Architect.



Drawing Title  
**SECTION - BAY 3**  
 JPW Project Number  
**12006**  
 Drawing Status  
**EA**  
 Drawing Number  
**EA-A-3003**  
 Revision  
**B**



**Architect**  
**JPW JOHNSON PILTON WALKER**  
 Johnson Pilton Walker Pty Ltd ACN 095 778 886  
 Level 10, Plaza Building, Australia Square  
 95 Pitt Street  
 Sydney NSW 2000, Australia  
 Telephone +61 2 9259 5900  
 Facsimile +61 2 9259 5999  
 www.jpw.com.au

**Client**  
 Tallwoodsarah Pty Ltd  
 Suite 301, 35 Lime St, Sydney NSW 2000

**Project Manager & Quantity Surveyor**  
 Angus Page Kirkland  
 The Pickett Building, 1 Market Street, Sydney NSW 2000  
 Telephone +61 2 9283 7311  
 www.alltagroup.com

**Structural Engineer**  
 Northrop Consulting Engineers Pty Ltd  
 Level 11, 345 George Street, Sydney, NSW 2000  
 Telephone +61 2 9241 4189 Facsimile +61 2 9241 4324  
 http://www.northrop.com.au

**Structural & Civil Engineer**  
 Taylor Thomson Whitling Consulting Engineers  
 Level 5, 48 Devonshire Street St Leonards NSW 2065  
 Telephone +61 2 9439 7288 Facsimile +61 2 9439 3146  
 www.ttw.com.au

**Materials for**  
 Refer to Appendix 2- Materials Board for finishes

PAVE1	GB1	CONC2	MP1	SL
PAVE2	GB2	TIM1	MP2	MS
PAVE3	GL1	TIM2	SS1	GLT
PAVE4	GL2	TLE1	PT1	PC
PAVE5	GL3	TLE2	PIS	
ASPHLT	GL4	TLE3	BL1	
ST1	CONC1	SP1	TRZ	

**Key**

	Existing Works
	New Works
	Billings to existing opening
	Indicative fit out design (not part of the scope of works)

**Project Title**  
  
**CAMPBELL'S STORES**  
 SYDNEY HARBOUR

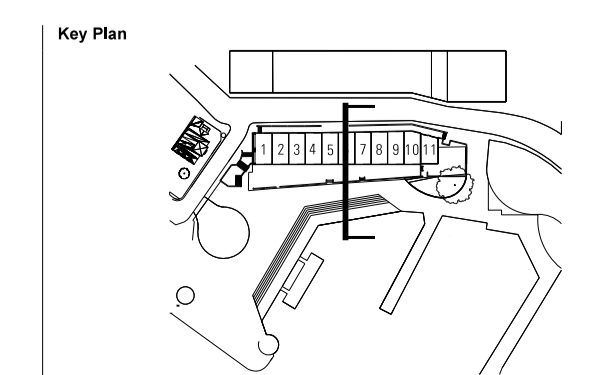
**Survey Note:**  
 Drawings are based on As built drawings and Survey Information provided by SPPFA. To form the basis for the floor levels of Level 01 and 02 as well as the roof ridge level.  
 Surveys are undertaken to MGA North point, and AHD Datum.  
 Where site levels have been provided registered to Fort Denison' levels, RL 0.00 AHD is assumed to correlate to Fort Denison -0.025m.  
 Survey used:  
 '11945-REV C'  
 '11945-B-Markups'  
 '12041-2004'  
 For adjacent buildings used:  
 '12041-Rev01'

**Rev Date**

<b>A</b>	<b>16/10/15</b>	<b>BM</b>	<b>EA Drawings</b>
<b>B</b>	<b>10/05/16</b>	<b>BM</b>	<b>Response to Submissions</b>

**Scale / North Point:**  
 1:100 @ B1, 0 1 2 3 5M  
 1:250 @ A3

**Do not scale from drawing. Use marked dimensions.**  
 To be used in conjunction with all other Consultant's drawings.  
 The Architect to be immediately notified of any discrepancies.  
 Copyright on this drawing retained by the Architect.



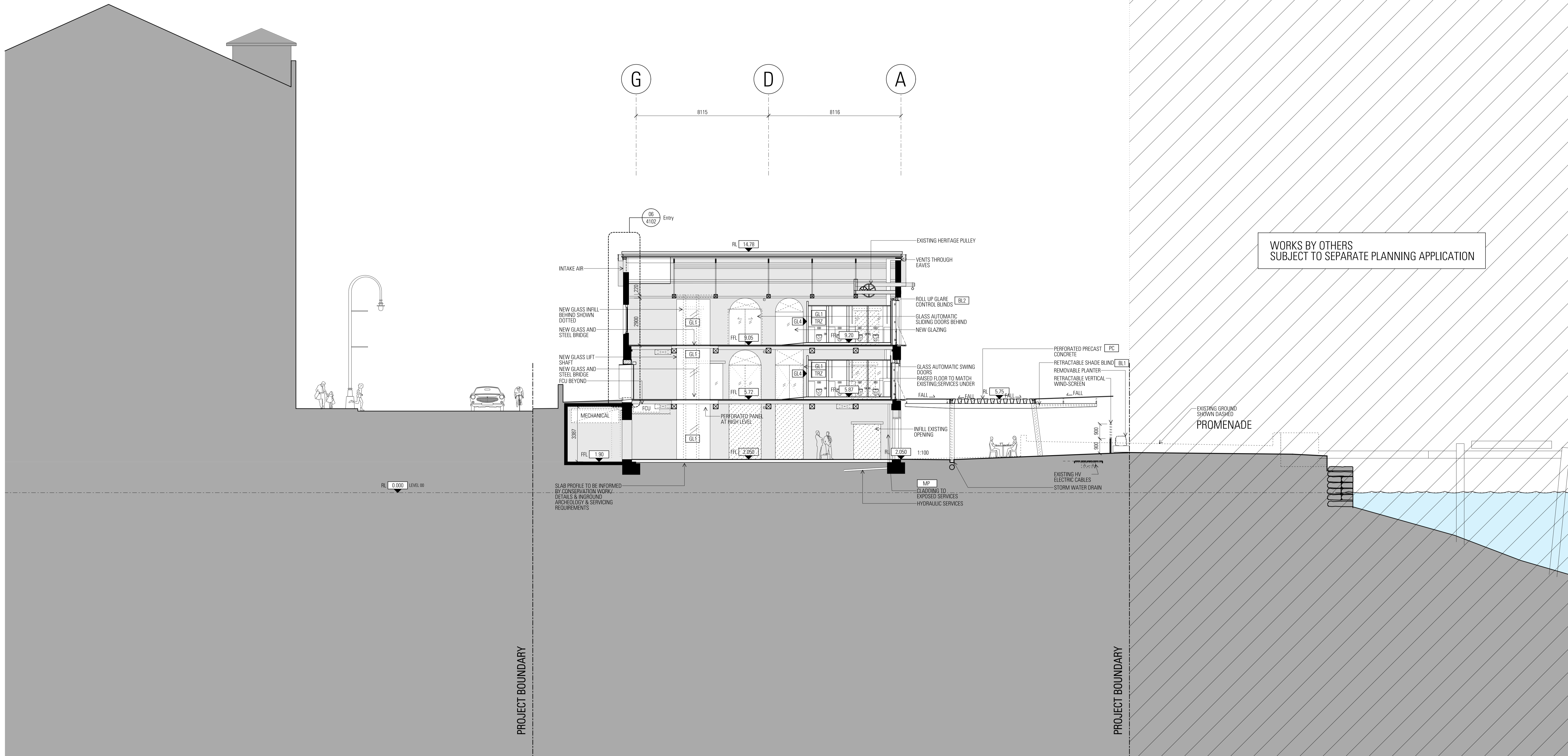
**Drawing Title**  
**SECTION - BAY 6**

**JPW Project Number**  
**12006**

**Drawing Status**  
**EA**

**Drawing Number**  
**EA-A-3006**

**Revision**  
**B**



Architect  
**JPW JOHNSON PILTON WALKER**  
 Johnson Pilton Walker Pty Ltd ACN 095 778 886  
 Level 10, Plaza Building, Australia Square  
 95 Pitt Street  
 Sydney NSW 2000, Australia  
 Telephone +61 2 9259 5900  
 Facsimile +61 2 9259 5999  
 www.jpww.com.au

Client  
 Tallawanda Pty Ltd  
 Suite 301, 35 Lime St, Sydney NSW 2000  
 Project Manager & Quantity Surveyor  
 Angus Page Kirkland  
 The Pickett Building, 1 Market Street, Sydney NSW 2000  
 Telephone +61 2 9283 7311  
 www.alltagroup.com

Structural Engineer  
 Northrop Consulting Engineers Pty Ltd  
 Level 11, 345 George Street, Sydney, NSW 2000  
 Telephone +61 2 9241 4188 Facsimile +61 2 9241 4324  
 http://www.northrop.com.au  
 Structural & Civil Engineer  
 Taylor Thomson Whitling Consulting Engineers  
 Level 5, 48 Queen Street St, Leveque NSW 2005  
 Telephone +61 2 9439 7288 Facsimile +61 2 9439 3146  
 www.ttw.com.au

Materials for  
 Refer to Appendix 2- Materials Board for finishes

PAVE1	GB1	CONC2	MP1	SL
PAVE2	GB2	TIM1	MP2	MS
PAVE3	GL1	TIM2	SS1	GLT
PAVE4	GL2	TLE1	PT1	PC
PAVE5	GL3	TLE2	PIS	
ASPHLT	GL4	TLE3	BL1	
ST1	CONC1	SP1	TR2	

Key

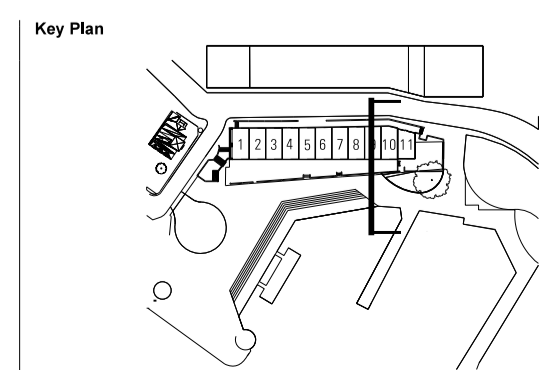
	Existing Works
	New Works
	Bridges to existing opening
	Indicative fit out design (not part of the scope of works)

Project Title  
  
**CAMPBELL'S STORES**  
 SYDNEY HARBOUR

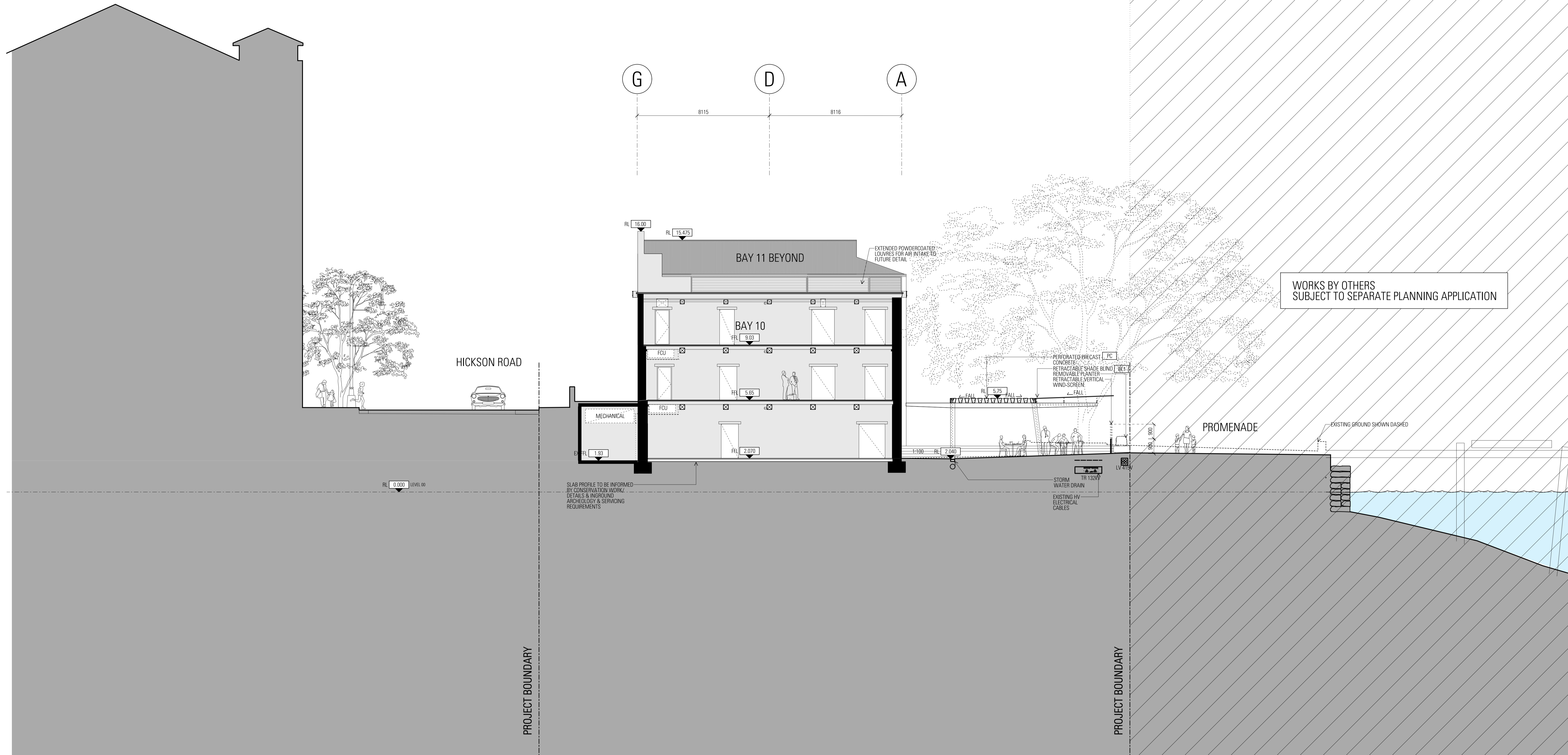
Survey Note:  
 Drawings are based on As built drawings and Survey Information provided by SPPA, to form the basis for the floor levels of level 01 and 02 as well as the roof ridge level.  
 Surveys are undertaken to MGA North point, and AHD Datum.  
 Where site levels have been provided refer to 'Fort Denison' levels.  
 RL 0.00 AHD is assumed to correlate to Fort Denison -0.025m.  
 Surveyors used:  
 '11184REV C'  
 '11184 B-Markups'  
 '10341\_2004'  
 For adjacent buildings used:  
 '10341\_Rev01'

Rev	Date	App Ckd	Revision or reason for issue
A	16/10/15	BM	EA Drawings
B	10/05/16	BM	Response to Submissions

Scale / North Point:  
 1:100 @ B1, 0 1 2 3 5M  
 1:250 @ A3  
 Do not scale from drawing. Use marked dimensions.  
 To be used in conjunction with all other Consultant's drawings.  
 The Architect to be immediately notified of any discrepancies.  
 Copyright on this drawing retained by the Architect.



Drawing Title  
**SECTION - BAY 9**  
 JPW Project Number  
**12006**  
 Drawing Status  
**EA**  
 Drawing Number  
**EA-A-3009**  
 Revision  
**B**



Architect  
**JPW  
 JOHNSON PILTON WALKER**  
 Johnson Pilton Walker Pty Ltd ACN 095 778 886  
 Level 10, Plaza Building, Australia Square  
 95 Pitt Street  
 Sydney NSW 2000, Australia  
 Telephone +61 2 9259 5900  
 Facsimile +61 2 9259 5999  
 www.jpw.com.au

Client  
 Tallwood/dash Pty Ltd  
 Suite 301, 35 Lime St, Sydney NSW 2000  
 Project Manager & Quantity Surveyor  
 Angus Page Kirkland  
 The Pickett Building, 1 Market Street, Sydney NSW 2000  
 Telephone +61 2 9283 7311  
 www.alltagroup.com

Structural Engineer  
 Northrop Consulting Engineers Pty Ltd  
 Level 11, 345 George Street, Sydney, NSW 2000  
 Telephone +61 2 9241 4189 Facsimile +61 2 9241 4324  
 http://www.northrop.com.au  
 Structural & Civil Engineer  
 Taylor Thomson Whitling Consulting Engineers  
 Level 5, 48 Dundas Street St Leonards NSW 2065  
 Telephone +61 2 9439 7288 Facsimile +61 2 9439 3146  
 www.ttw.com.au

Materials for  
 Refer to Appendix 2- Materials Board for finishes

PAVE1	GB1	CONC2	MP1	SL
PAVE2	GB2	TIM1	MP2	MS
PAVE3	GL1	TIM2	SS1	GLT
PAVE4	GL2	TLE1	PT1	PC
PAVE5	GL3	TLE2	PTS	
ASPHLT	GL4	TLE3	BL1	
ST1	CONC1	SP1	TR2	

Key

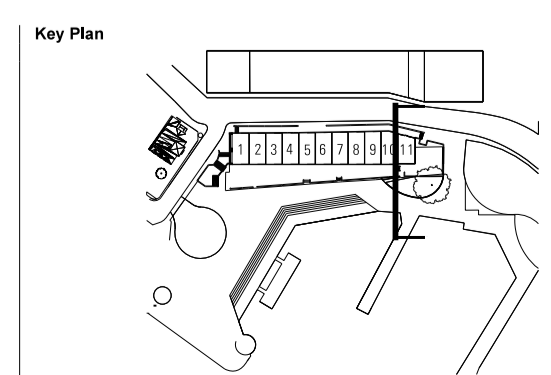
	Existing Works
	New Works
	Bridges to existing opening
	Indicative fit out design (not part of the scope of works)

Project Title  
  
**CAMPBELL'S STORES**  
 SYDNEY HARBOUR

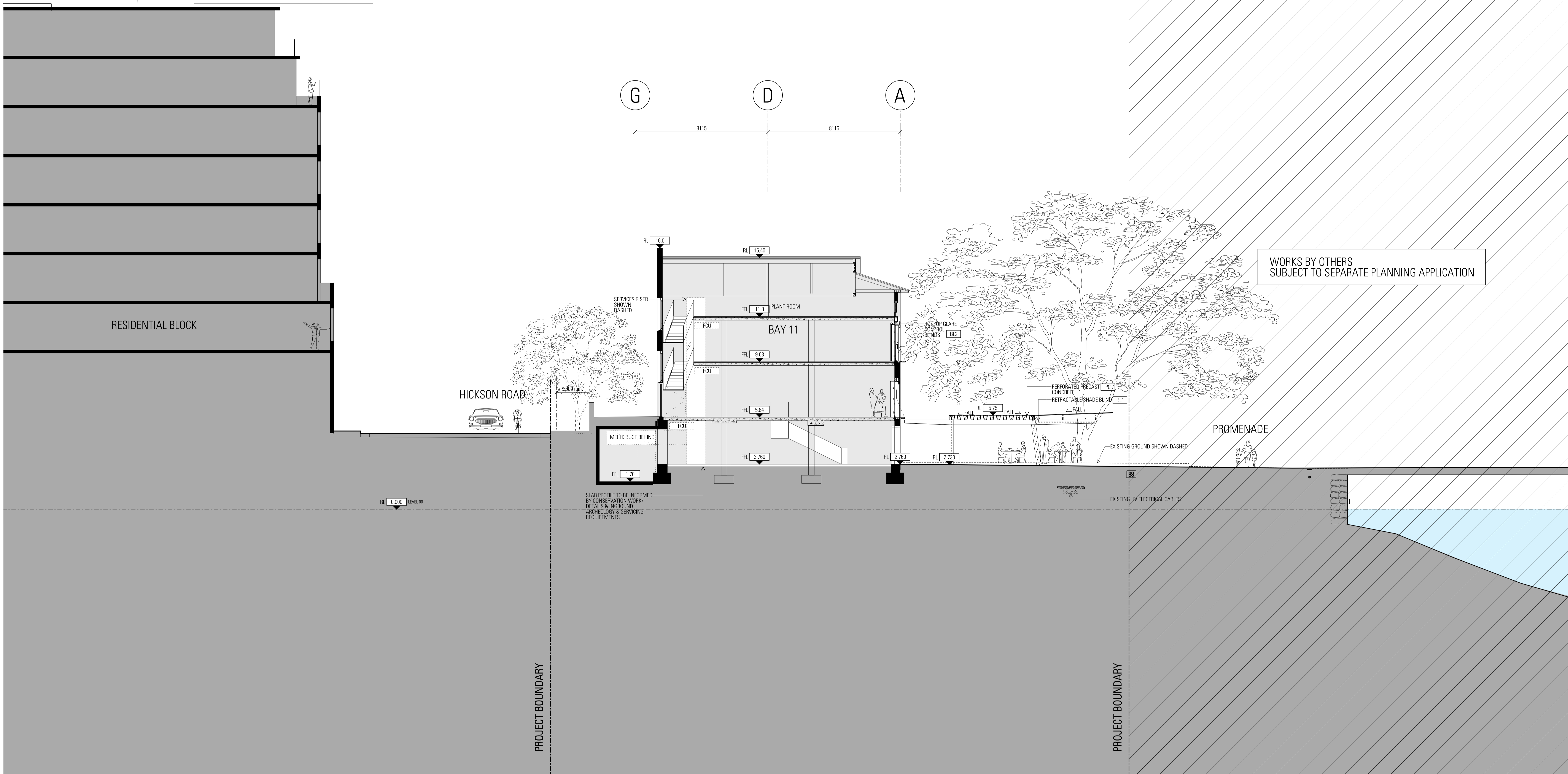
Survey Notes:  
 Drawings are based on As built drawings and Survey Information provided by SPSA, to form the basis for the floor levels of Level 01 and 02 as well as the roof ridge level.  
 Surveys are undertaken to MGA North point, and AHD Datum.  
 Where site levels have been provided registered to Fort Denison levels, RL 0.00 AHD is assumed to correlate to Fort Denison -0.025m.  
 Surveyors used:  
 '11948-REV C'  
 '11948-B-Markups'  
 '10341\_2004'  
 For adjacent buildings used:  
 '10341\_Rev01'

Rev	Date	App Ckd	Revision or reason for issue
A	16/10/15	BM	EA Drawings
B	10/05/16	BM	Response to Submissions

Scale / North Point:  
 1:100 @ B1, 0 1 2 3 5M  
 1:250 @ A3  
 Do not scale from drawing. Use marked dimensions.  
 To be used in conjunction with all other Consultant's drawings.  
 The Architect to be immediately notified of any discrepancies.  
 Copyright on this drawing retained by the Architect.



Drawing Title  
**SECTION - BAY 10**  
 JPW Project Number  
**12006**  
 Drawing Status  
**EA**  
 Drawing Number  
**EA-A-3010**  
 Revision  
**B**



Architect  
**JPW JOHNSON PILTON WALKER**  
 Johnson Pilton Walker Pty Ltd ACN 095 778 886  
 Level 10, Plaza Building, Australia Square  
 95 Pitt Street  
 Sydney NSW 2000, Australia  
 Telephone +61 2 9259 5900  
 Facsimile +61 2 9259 5999  
 www.jpw.com.au

Client  
 Tallwood/dah Pty Ltd  
 Suite 301, 35 Lime St, Sydney NSW 2000  
 Telephone +61 2 9241 4189 Facsimile +61 2 9241 4324  
 Project Manager & Quantity Surveyor  
 Angus Page Kirkland  
 The Pickett Building, 1 Market Street, Sydney NSW 2000  
 Telephone +61 2 9283 7311  
 www.alltagroup.com

Structural Engineer  
 Northrop Consulting Engineers Pty Ltd  
 Level 11, 345 George Street, Sydney, NSW 2000  
 Telephone +61 2 9241 4189 Facsimile +61 2 9241 4324  
 http://www.northrop.com.au  
 Structural & Civil Engineer  
 Taylor Thomson Whitling Consulting Engineers  
 Level 5, 48 Dundas Street St Leonards NSW 2065  
 Telephone +61 2 9439 7288 Facsimile +61 2 9439 3146  
 www.ttw.com.au

Materials for  
 Refer to Appendix 2- Materials Board for finishes

PAVE1	GB1	CONC2	MP1	SL
PAVE2	GB2	TIM1	MP2	MS
PAVE3	GL1	TIM2	SS1	GLT
PAVE4	GL2	TLE1	PT1	PC
PAVE5	GL3	TLE2	PIS	BL1
ASPHLT	GL4	TLE3	BL1	TR2
ST1	CONC1	SP1		

Key

	Existing Works
	New Works
	Bifills to existing opening
	Indicative fit out design (not part of the scope of works)

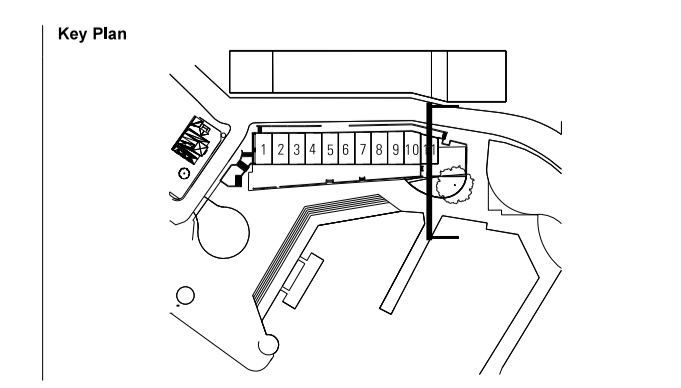
Project Title

**CAMPBELL'S STORES**  
 SYDNEY HARBOUR

Survey Notes:  
 Drawings are based on As built drawings and Survey Information provided by SPSA. To take into account for the floor levels of Level 01 and 02 as well as the roof ridge level.  
 Surveys are undertaken to MGA North point, use AHD Datum.  
 Where site levels have been provided refer to 'Fort Denison' levels.  
 RL 0.00 AHD is assumed to correlate to Fort Denison -0.025m.  
 Surveyors used:  
 '111845REV C'  
 '111845 B-Markups'  
 '10264\_2004'  
 For adjacent buildings used:  
 '10264\_Rev01'

Rev	Date	App Ckd	Revision or reason for issue
A	16/10/15	BM	EA Drawings
B	10/05/16	BM	Response to Submissions

Scale / North Point:  
 1:100 @ B1: 0 1 2 3 5M  
 1:200 @ A3  
 Do not scale from drawing. Use marked dimensions.  
 To be used in conjunction with all other Consultant's drawings.  
 The Architect to be immediately notified of any discrepancies.  
 Copyright on this drawing retained by the Architect.



Drawing Title  
**SECTION - BAY 11**  
 JPW Project Number  
**12006**  
 Drawing Status  
**EA**  
 Drawing Number  
**EA-A-3011**  
 Revision  
**B**