










-  FEATURE PAVING
-  CONCRETE PAVING
-  ROAD / PARKING
-  LANDSCAPE PLANTING
-  LANDSCAPE FEATURE PLANTING
-  LANDSCAPE TREE
-  FEATURE TREE
-  RETAINING WALL

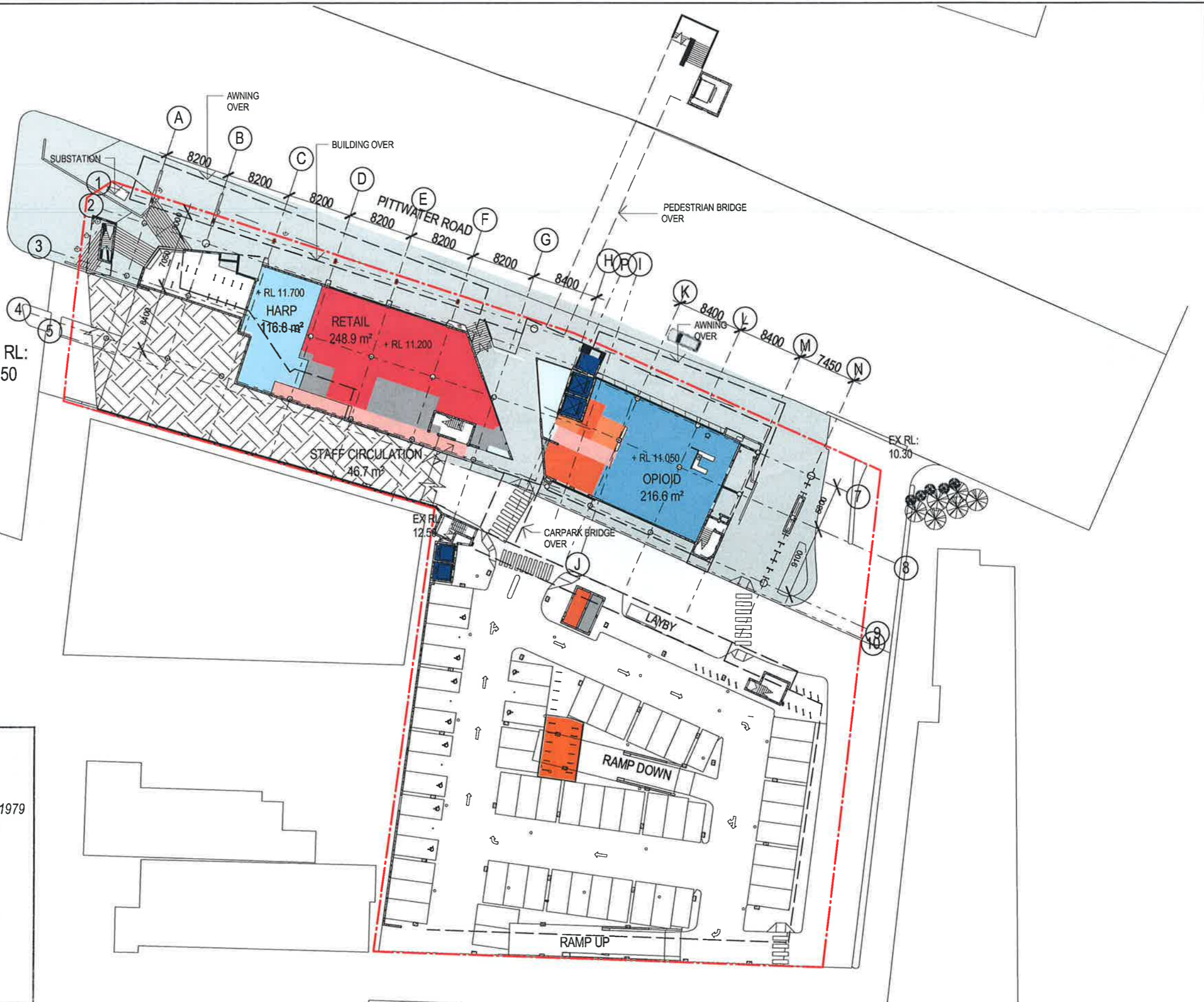

NSW GOVERNMENT
 Planning
 Issued under the Environmental Planning and Assessment Act 1979
 Approved Application No. SSD 6980
 granted on the 28/4/16
 Signed [Signature]
 Sheet No. 1 of 52

AREA NAMES

- ADULT MH
- BREAST SCREEN
- C&F
- CHRONIC CARE
- CN & APAC
- CYMHS
- D&A
- FLEXIBLE USE ROOMS
- FRONT OF HOUSE
- HARP
- HIS
- LIFT (PUBLIC)
- LOBBY
- OPIOID
- ORAL HEALTH
- PLANT
- PUBLIC DOMAIN
- RACS
- REHAB
- RETAIL
- SHELL
- STAFF CIRCULATION
- STAFF ZONE
- STAIRCASE
- SUPPORT
- TERRACE
- UTILITY SUPPORT

EX RL:
14.50

WILLIAM ST



NSW GOVERNMENT
Planning

Issued under the Environmental Planning and Assessment Act 1979

Approved Application No. SSD 6980

granted on the 28/4/16

Signed N. Slingsby

Sheet No. 2 of 52

SHEET RENUMBERED FROM AR-02.05.01

North Principal Consultant



Project Manager



Client



Health Infrastructure

BROOKVALE COMMUNITY HEALTH CENTRE
612-624 PITTWATER ROAD, BROOKVALE, NSW.

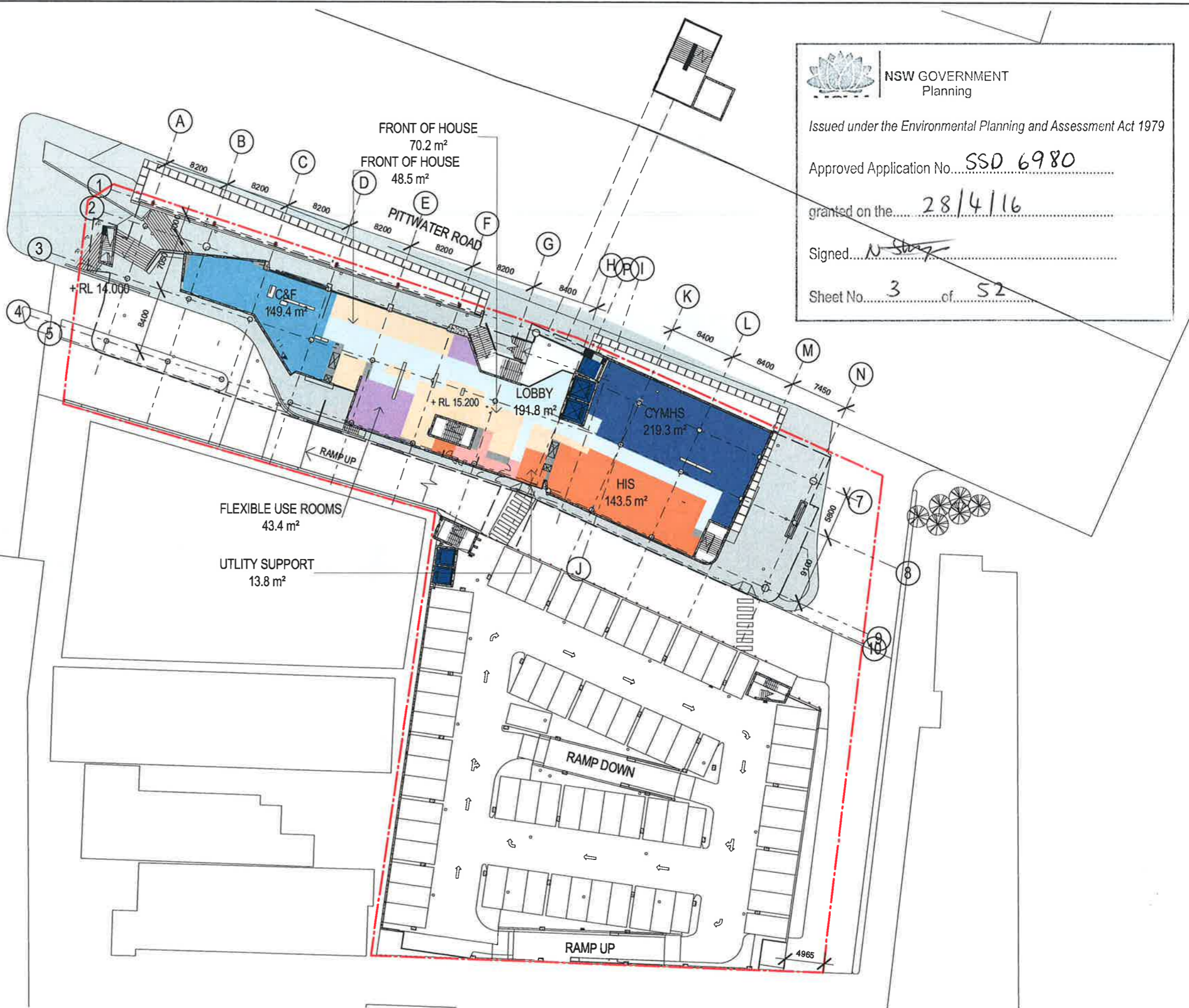
Drawing
LOWER GROUND FLOOR AREA PLAN

Drawing No
CHC-BV-AR-SSD-110

Rev	Issue Date	Scale
14	16/10/15	1:500 AT A3 SIZE

AREA NAMES

- ADULT MH
- BREAST SCREEN
- C&F
- CHRONIC CARE
- CN & APAC
- CYMHS
- D&A
- FLEXIBLE USE ROOMS
- FRONT OF HOUSE
- HARP
- HIS
- LIFT (PUBLIC)
- LOBBY
- OPIOID
- ORAL HEALTH
- PLANT
- PUBLIC DOMAIN
- RACS
- REHAB
- RETAIL
- SHELL
- STAFF CIRCULATION
- STAFF ZONE
- STAIRCASE
- SUPPORT
- TERRACE
- UTILITY SUPPORT



NSW GOVERNMENT
 Planning

Issued under the Environmental Planning and Assessment Act 1979

Approved Application No. SSD 6980

granted on the 28/4/16

Signed N. Stutz

Sheet No. 3 of 52

SHEET RENUMBERED FROM AR-02-05-02

AREA NAMES

- ADULT MH
- BREAST SCREEN
- C&F
- CHRONIC CARE
- CN & APAC
- CYMHS
- D&A
- FLEXIBLE USE ROOMS
- FRONT OF HOUSE
- HARP
- HIS
- LIFT (PUBLIC)
- LOBBY
- OPIOID
- ORAL HEALTH
- PLANT
- PUBLIC DOMAIN
- RACS
- REHAB
- RETAIL
- SHELL
- STAFF CIRCULATION
- STAFF ZONE
- STAIRCASE
- SUPPORT
- TERRACE
- UTILITY SUPPORT



NSW GOVERNMENT
 Planning

Issued under the Environmental Planning and Assessment Act 1979

Approved Application No. SSD 6980

granted on the 28/4/16

Signed N. Stuy

Sheet No. 4 of 52

SHEET RENUMBERED FROM AR-02-05-03

North Principal Consultant

MSJ ARCHITECTS
McCormick Smith & Johnson

Project Manager Client

JOHNSTAFF **NSW GOVERNMENT** **Health Infrastructure**

BROOKVALE COMMUNITY HEALTH CENTRE
 612-624 PITTWATER ROAD, BROOKVALE, NSW.

Drawing
 LEVEL 2 AREA PLAN

Drawing No
 CHC-BV-AR-SSD-112

Rev	Issue Date	Scale
14	16/10/15	1:500 AT A3 SIZE

AREA NAMES

- ADULT MH
- BREAST SCREEN
- C&F
- CHRONIC CARE
- CN & APAC
- CYMHS
- D&A
- FLEXIBLE USE ROOMS
- FRONT OF HOUSE
- HARP
- HIS
- LIFT (PUBLIC)
- LOBBY
- OPIOID
- ORAL HEALTH
- PLANT
- PUBLIC DOMAIN
- RACS
- REHAB
- RETAIL
- SHELL
- STAFF CIRCULATION
- STAFF ZONE
- STAIRCASE
- SUPPORT
- TERRACE
- UTILITY SUPPORT




NSW GOVERNMENT
 Planning

Issued under the Environmental Planning and Assessment Act 1979

Approved Application No. 550 6980

granted on the 28/4/16

Signed N. Stutz


Sheet No. 5 of 52

SHEET RENUMBERED FROM AR-02.05.04

AREA NAMES

- ADULT MH
- BREAST SCREEN
- C&F
- CHRONIC CARE
- CN & APAC
- CYMHS
- D&A
- FLEXIBLE USE ROOMS
- FRONT OF HOUSE
- HARP
- HIS
- LIFT (PUBLIC)
- LOBBY
- OPIOID
- ORAL HEALTH
- PLANT
- PUBLIC DOMAIN
- RACS
- REHAB
- RETAIL
- SHELL
- STAFF CIRCULATION
- STAFF ZONE
- STAIRCASE
- SUPPORT
- TERRACE
- UTILITY SUPPORT




NSW GOVERNMENT
 Planning

Issued under the Environmental Planning and Assessment Act 1979

Approved Application No... 550 6980

granted on the... 28/4/16

Signed... N. Stump

Sheet No... 6 of 52

SHEET RENUMBERED FROM AR-02.05.05

North  Principal Consultant

MSJ ARCHITECTS
McCormack Smith & Johnson

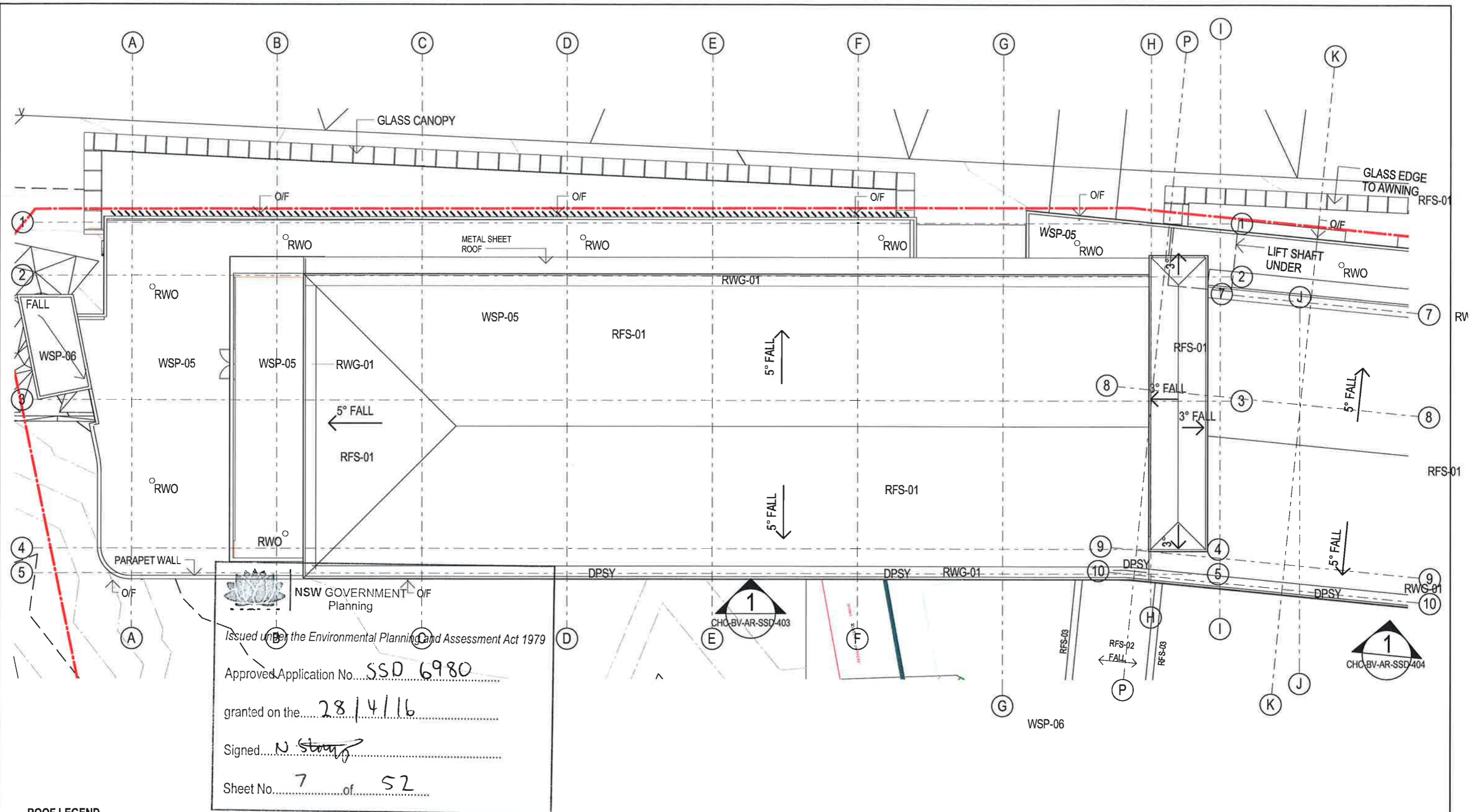
Project Manager  **JOHNSTAFF**
 Client  **NSW Health Infrastructure**

BROOKVALE COMMUNITY HEALTH CENTRE
 612-624 PITTWATER ROAD, BROOKVALE, NSW.

Drawing
THIRD FLOOR AREA PLAN

Drawing No
CHC-BV-AR-SSD-114

Rev	Issue Date	Scale
14	16/10/15	1:500 AT A3 SIZE



NSW GOVERNMENT
Planning

Issued under the Environmental Planning and Assessment Act 1979

Approved Application No. SSD 6980

granted on the 28/4/16

Signed N. Stuyf

Sheet No. 7 of 52

ROOF LEGEND

RFS-01 SHEET METAL ROOF TYPE 1	RFS-03 SHEET METAL ROOF EAVES CAPPING TYPES	WSP-05 ROOF MEMBRANE TYPE 1 - TRAFFICABLE	WSP-07 ROOF MEMBRANE TYPE 3	RWG-02 EAVES GUTTER TYPE 2	RWO RAINWATER OUTLET	DP SHEET METAL DOWNPIPE	PAV-03 CONCRETE PAVING ON POLYPADS
RFS-02 SHEET METAL ROOF TYPE 2	RFS-04 SHEET METAL ROOF TYPE 4	WSP-06 ROOF MEMBRANE TYPE 2 - NON-TRAFFICABLE	RWG-01 EAVES GUTTER TYPE 1	RWG3 CANOPY GUTTER TYPE 2	O/F OVERFLOW	DPSY SYPHONIC DOWNPIPE	



NSW GOVERNMENT
Planning

Issued under the Environmental Planning and Assessment Act 1979

Approved Application No. SSD 6980

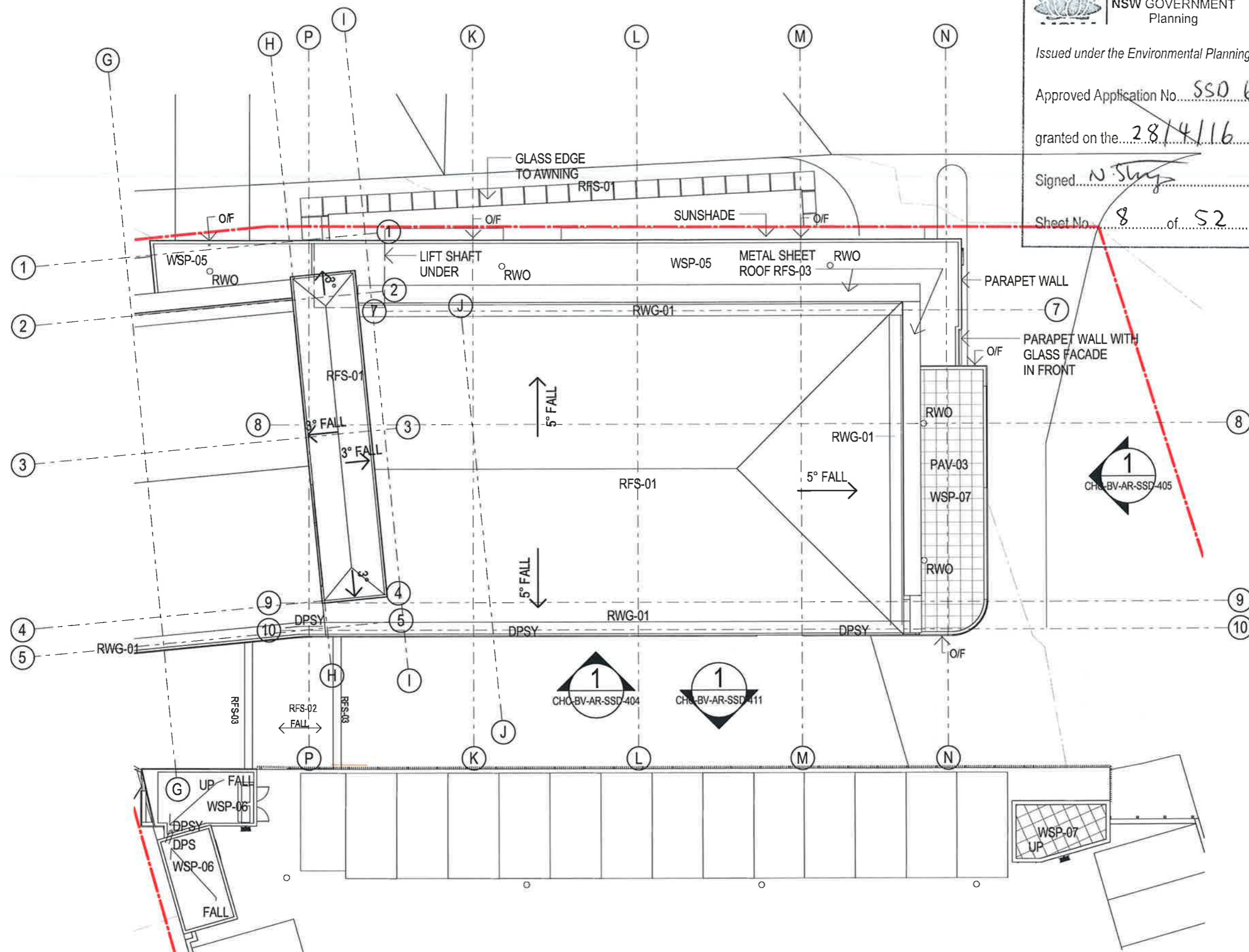
granted on the 28/4/16

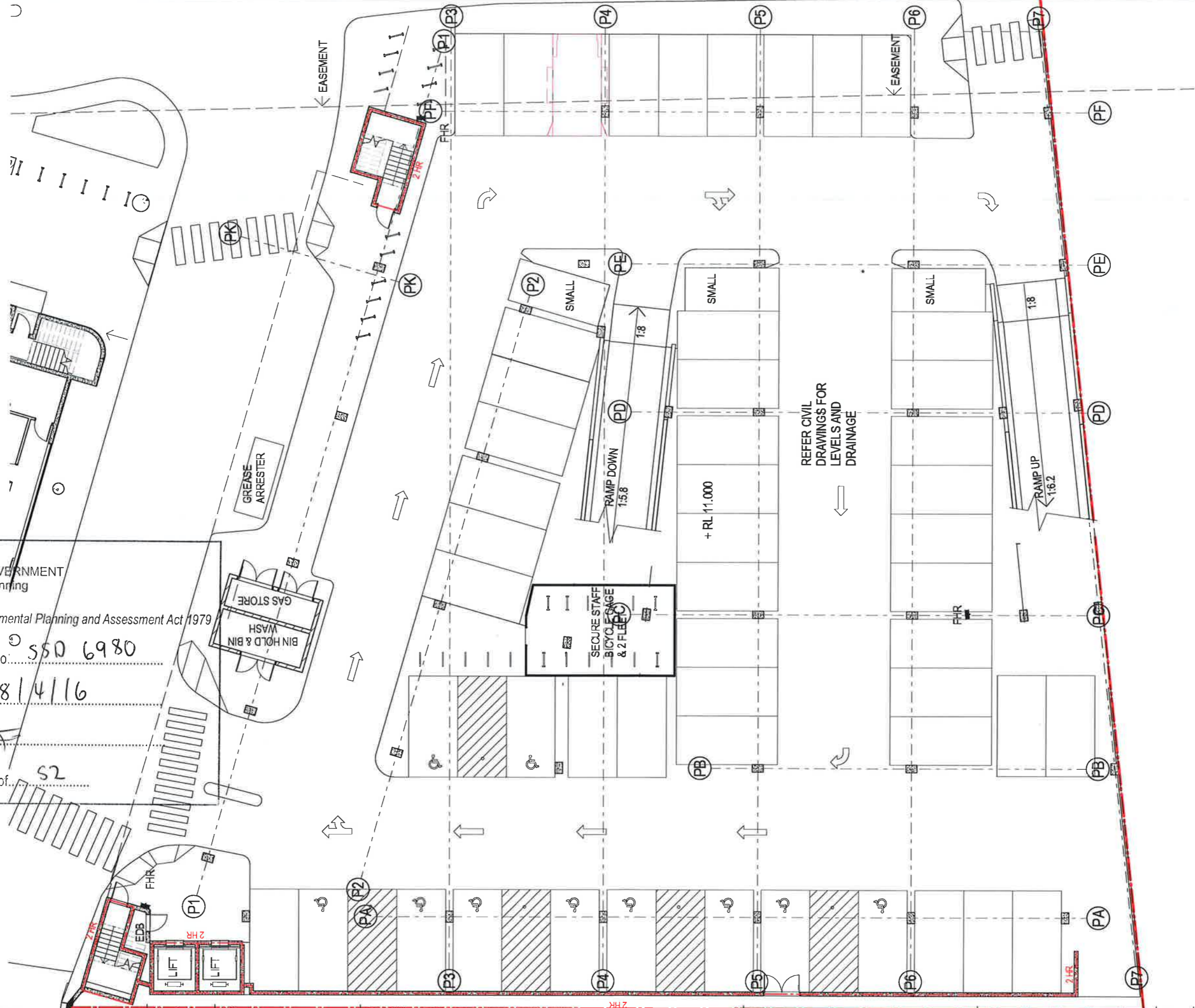
Signed N. Stuy

Sheet No. 8 of 52


ROOF LEGEND

- RFS-01 SHEET METAL ROOF TYPE 1
- RFS-02 SHEET METAL ROOF TYPE 2
- RFS-03 SHEET METAL ROOF EAVES CAPPING TYPES
- RFS-04 SHEET METAL ROOF TYPE 4
- WSP-05 ROOF MEMBRANE TYPE 1 - TRAFFICABLE
- WSP-06 ROOF MEMBRANE TYPE 2 - NON-TRAFFICABLE
- WSP-07 ROOF MEMBRANE TYPE 3
- RWG-01 EAVES GUTTER TYPE 1
- RWG-02 EAVES GUTTER TYPE 2
- RWG-03 CANOPY GUTTER TYPE 2
- RWO RAINWATER OUTLET
- O/F OVERFLOW
- DP SHEET METAL DOWNPIPE
- DPSY SYPHONIC DOWNPIPE
- PAV-03 CONCRETE PAVING ON POLYPADS





PARKING SCHEDULE	
CARPARK LEVEL 1	
5000 x 2300 small car	3
5400 x 2600 (Disabled) 2	10
5400 x 2600 (Standard) 2	41
	54
CARPARK LEVEL 2	
5000 x 2300 small car	3
5400 x 2500 (Standard) 4	4
5400 x 2600 (Standard) 2	57
6200 x 2100 (Parallel) 2	2
	66
CARPARK LEVEL 3	
5000 x 2300 small car	3
5400 x 2500 (Standard) 4	4
5400 x 2600 (Standard) 2	64
	71
CARPARK LEVEL 4	
5000 x 2300 small car	3
5400 x 2500 (Standard) 4	4
5400 x 2600 (Standard) 2	64
	71
CARPARK LEVEL 5	
5000 x 2300 small car	2
5400 x 2500 (Standard) 4	4
5400 x 2600 (Standard) 2	59
	65
CARPARK LEVEL 6	
5000 x 2300 small car	3
5400 x 2500 (Standard) 4	4
5400 x 2600 (Standard) 2	64
	71
CARPARK LEVEL 7	
5000 x 2300 small car	8
5400 x 2500 (Standard) 4	4
5400 x 2600 (Standard) 2	65
	77
Grand total	475


NSW GOVERNMENT
 Planning
 Issued under the Environmental Planning and Assessment Act 1979
 Approved Application No. 550 6980
 granted on the 28/4/16
 Signed: N. [Signature]
 Sheet No. 9 of 52

North
 Principal Consultant

MSI
 McConnell Smith & Johnson
 ARCHITECTS

Project Manager

JOHNSTAFF
 Client

NSW Health
 Infrastructure

BROOKVALE COMMUNITY HEALTH CENTRE
 612-624 PITTWATER ROAD, BROOKVALE, NSW.


Drawing
CARPARK LEVEL 1 FLOOR PLAN

Drawing No
 CHC-BV-AR-SSD-301

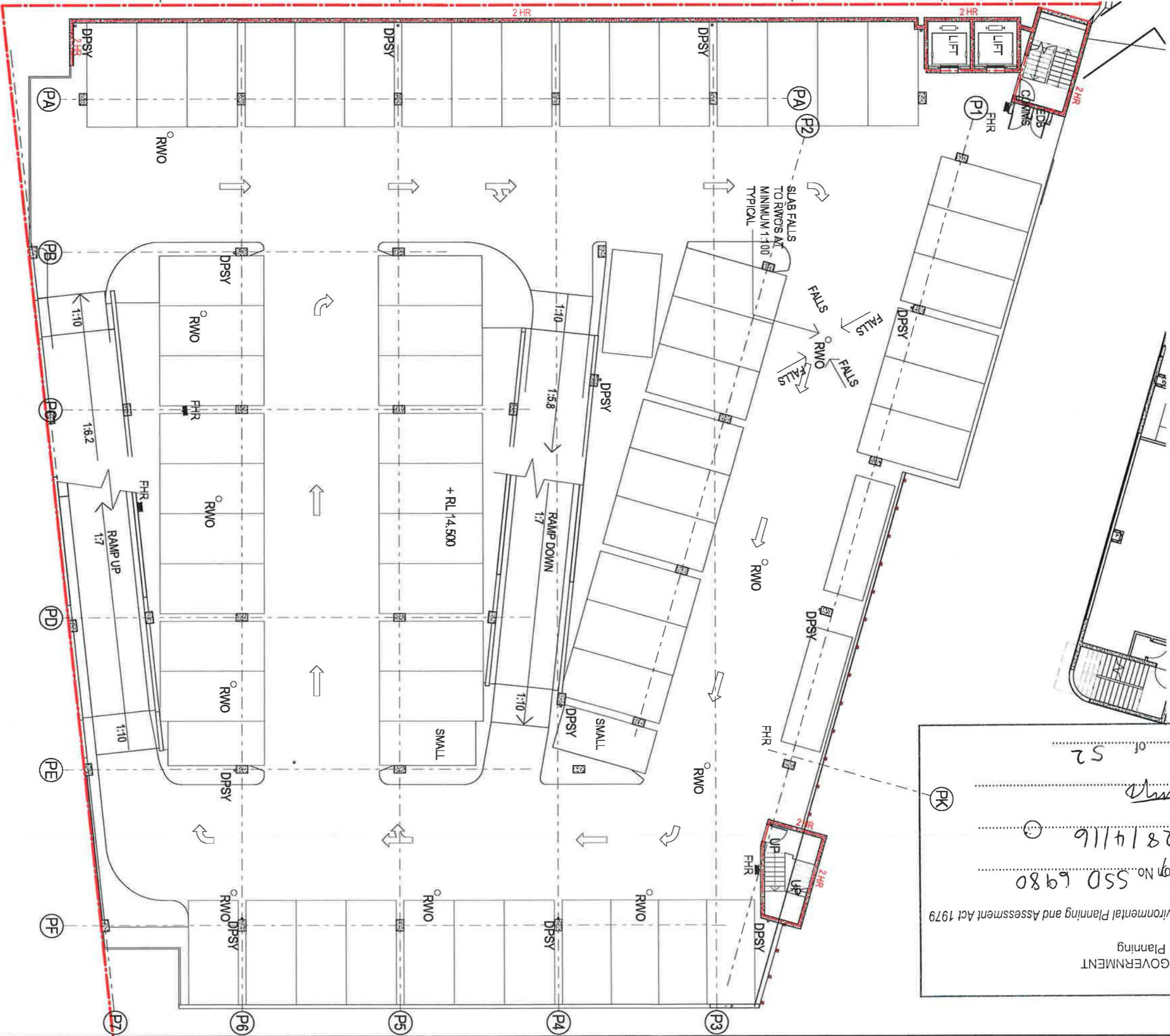
Rev	Issue Date	Scale
10	16/10/15	1:200 AT A3 SIZE



Principal Consultant



Issued under the Environmental Planning and Assessment Act 1979
 Approved Application No. **SSD 6980**
 granted on the **28/11/16**
 Signed **N. Smith**
 Sheet No. **10** of **52**



BROOKVALE COMMUNITY HEALTH CENTRE
612-624 PITTWATER ROAD, BROOKVALE, NSW.

Client: **NSW GOVERNMENT Health Infrastructure**
 Project Manager: **JOHNSTAFF**

Drawing: **CARPARK LEVEL 2 FLOOR PLAN**

Drawing No: **CHC-BV-AR-SSD-302**

Rev: **10**
 Issue Date: **29/09/15**
 Scale: **1:200**
 AT A3 SIZE

PARKING SCHEDULE	
CARPARK LEVEL 1	5000 x 2300 small car 3
CARPARK LEVEL 2	5000 x 2600 (Standard) 2 10
CARPARK LEVEL 2	5000 x 2600 (Standard) 2 41
CARPARK LEVEL 2	5000 x 2300 small car 3
CARPARK LEVEL 2	5400 x 2500 (Standard) 4
CARPARK LEVEL 2	5400 x 2600 (Standard) 2 57
CARPARK LEVEL 2	6200 x 2100 (Parallel) 2
CARPARK LEVEL 3	5000 x 2300 small car 3
CARPARK LEVEL 3	5400 x 2500 (Standard) 4
CARPARK LEVEL 3	5400 x 2600 (Standard) 2 64
CARPARK LEVEL 4	5000 x 2300 small car 3
CARPARK LEVEL 4	5400 x 2500 (Standard) 4
CARPARK LEVEL 4	5400 x 2600 (Standard) 2 71
CARPARK LEVEL 5	5000 x 2300 small car 2
CARPARK LEVEL 5	5400 x 2500 (Standard) 4
CARPARK LEVEL 5	5400 x 2600 (Standard) 2 59
CARPARK LEVEL 6	5000 x 2300 small car 3
CARPARK LEVEL 6	5400 x 2500 (Standard) 4
CARPARK LEVEL 6	5400 x 2600 (Standard) 2 64
CARPARK LEVEL 7	5000 x 2300 small car 8
CARPARK LEVEL 7	5400 x 2500 (Standard) 4
CARPARK LEVEL 7	5400 x 2600 (Standard) 2 71
Grand total	475



Principal Consultant
MST ARCHITECTS
 Malcolm Smith & Johnson

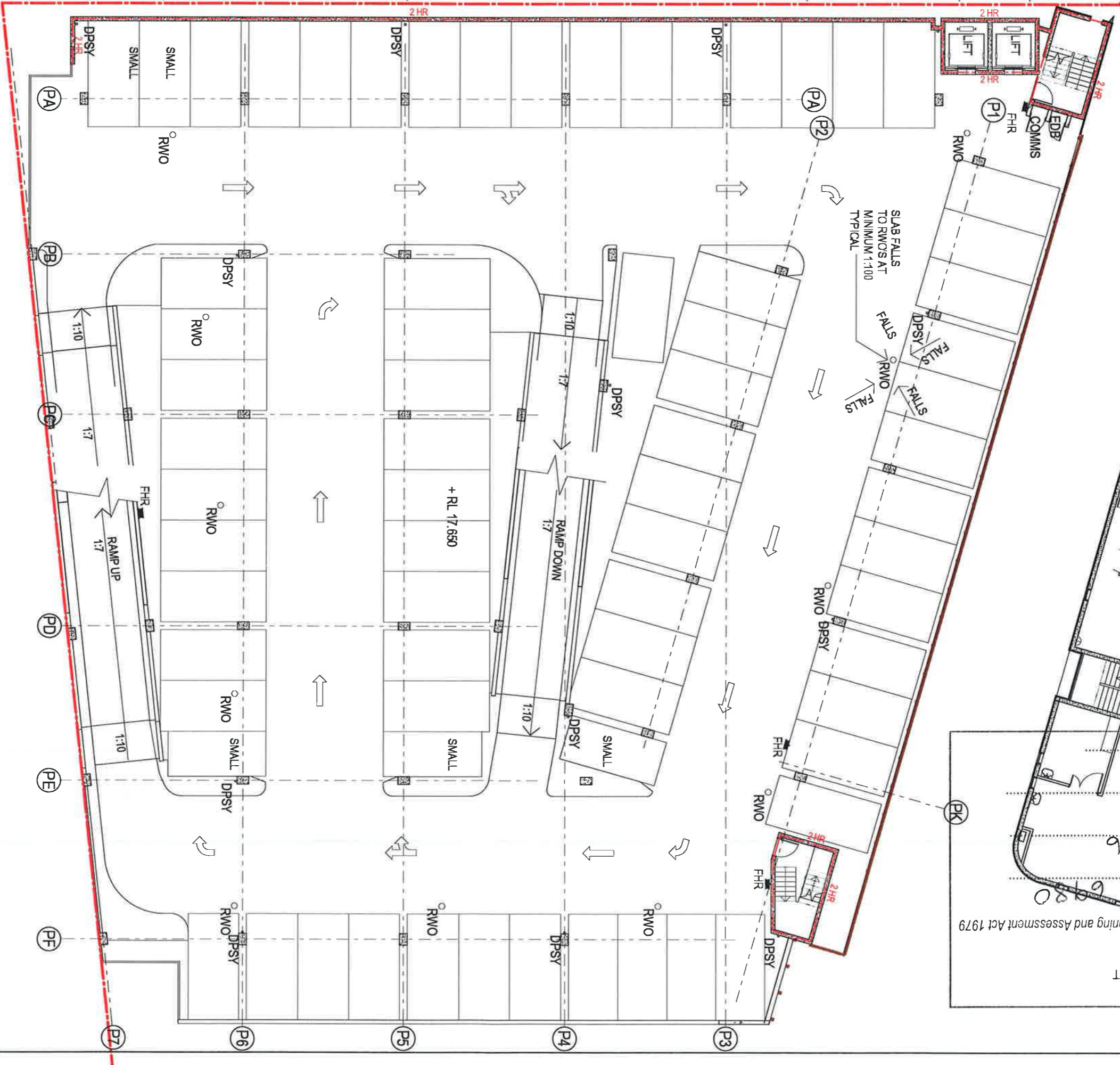
Project Manager
JOHNSTAFF
 Client
NSW GOVERNMENT
 Health Infrastructure

BROOKVALE COMMUNITY HEALTH CENTRE
 612-624 PITTWATER ROAD, BROOKVALE, NSW.

Drawing No
 CARRPARK LEVEL 3 FLOOR PLAN

Drawing No
 CHC-BV-AR-SSD-303

Rev 11
 Issue Date 16/10/15
 Scale 1:200
 AT A3 SIZE



NSW GOVERNMENT Planning
 Issued under the Environmental Planning and Assessment Act 1979
 Approved Application No. 550 6980
 granted on the 28/4/16
 Signed *N. Sharp*
 Sheet No. 11 of 52

PARKING SCHEDULE

CARRPARK LEVEL 1	5000 x 2300 small car	3
	5400 x 2600 (Disabled) 2	10
	5400 x 2600 (Standard) 2	41
CARRPARK LEVEL 2	5000 x 2300 small car	3
	5400 x 2600 (Standard) 2	41
	5400 x 2600 (Standard) 2	57
	6200 x 2100 (Parallel)	2
CARRPARK LEVEL 3	5000 x 2300 small car	3
	5400 x 2500 (Standard)	4
	5400 x 2600 (Standard) 2	57
CARRPARK LEVEL 4	5000 x 2300 small car	3
	5400 x 2500 (Standard)	4
	5400 x 2600 (Standard) 2	64
CARRPARK LEVEL 5	5000 x 2300 small car	2
	5400 x 2500 (Standard)	4
	5400 x 2600 (Standard) 2	64
CARRPARK LEVEL 6	5000 x 2300 small car	3
	5400 x 2500 (Standard)	4
	5400 x 2600 (Standard) 2	64
CARRPARK LEVEL 7	5000 x 2300 small car	8
	5400 x 2500 (Standard)	4
	5400 x 2600 (Standard) 2	65
	5400 x 2600 (Standard) 2	77
	Grand total	475



NSW GOVERNMENT
Planning

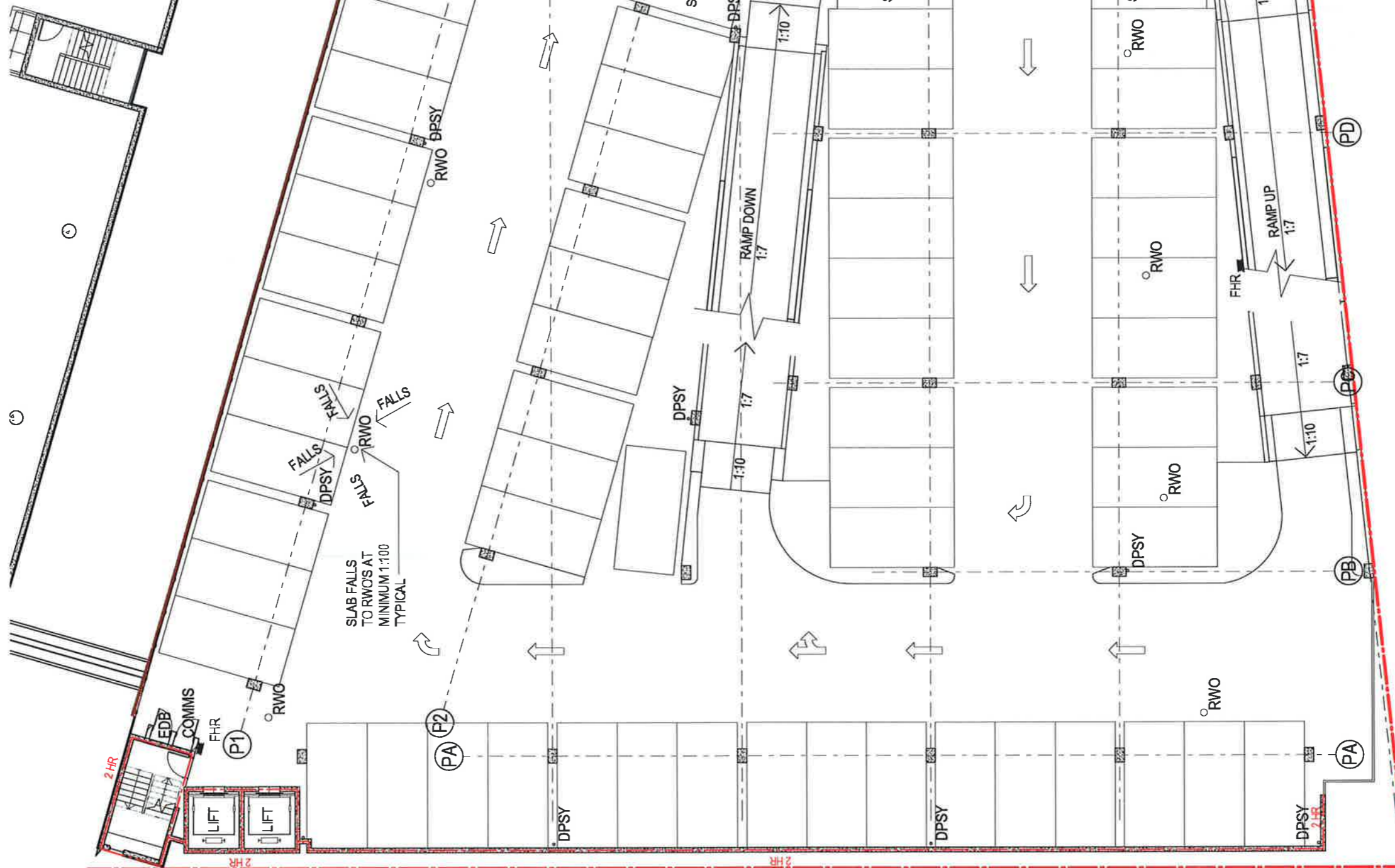
Issued under the Environmental Planning and Assessment Act 1979

Approved Application No. SSD 6980

granted on the 28/4/16

Signed N. Slingsby

Sheet No. 12 of 52



PARKING SCHEDULE	
CARPARK LEVEL 1	
5000 x 2300 small car	3
5400 x 2600 (Disabled) 2	10
5400 x 2600 (Standard) 2	41
	54
CARPARK LEVEL 2	
5000 x 2300 small car	3
5400 x 2500 (Standard)	4
5400 x 2600 (Standard) 2	57
6200 x 2100 (Parallel)	2
	66
CARPARK LEVEL 3	
5000 x 2300 small car	3
5400 x 2500 (Standard)	4
5400 x 2600 (Standard) 2	64
	71
CARPARK LEVEL 4	
5000 x 2300 small car	3
5400 x 2500 (Standard)	4
5400 x 2600 (Standard) 2	64
	71
CARPARK LEVEL 5	
5000 x 2300 small car	2
5400 x 2500 (Standard)	4
5400 x 2600 (Standard) 2	59
	65
CARPARK LEVEL 6	
5000 x 2300 small car	3
5400 x 2500 (Standard)	4
5400 x 2600 (Standard) 2	64
	71
CARPARK LEVEL 7	
5000 x 2300 small car	8
5400 x 2500 (Standard)	4
5400 x 2600 (Standard) 2	65
	77
Grand total	475

North



Principal Consultant



Project Manager



Client



Health
Infrastructure

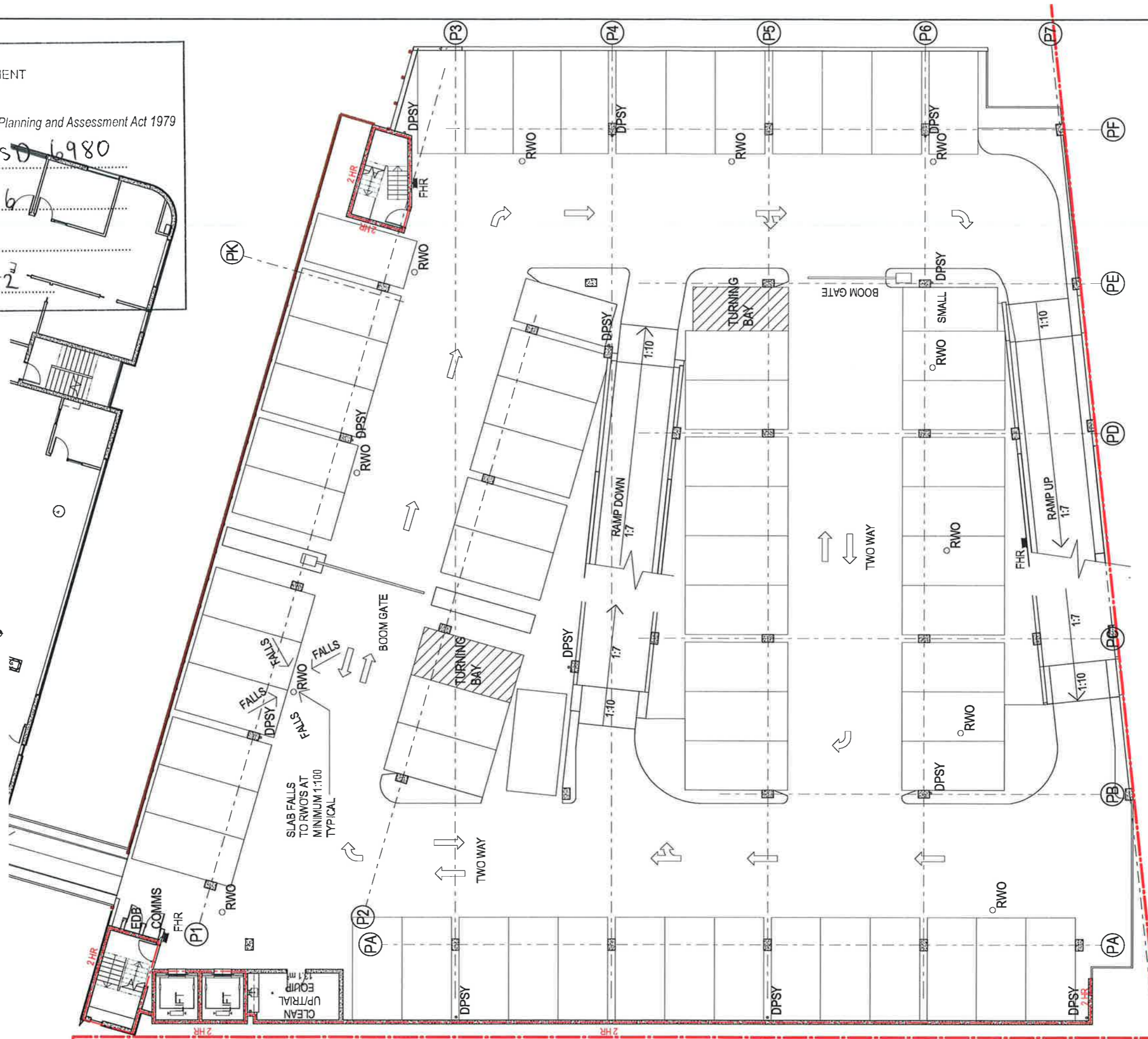
BROOKVALE COMMUNITY HEALTH CENTRE
612-624 PITTWATER ROAD, BROOKVALE, NSW.

Drawing
CARPARK LEVEL 4 FLOOR PLAN

Drawing No
CHC-BV-AR-SSD-304

Rev	Issue Date	Scale
10	16/10/15	1:200 AT A3 SIZE

+ RL 23.000



PARKING SCHEDULE	
CARPARK LEVEL 1	
5000 x 2300 small car	3
5400 x 2600 (Disabled) 2	10
5400 x 2600 (Standard) 2	41
	54
CARPARK LEVEL 2	
5000 x 2300 small car	3
5400 x 2500 (Standard) 4	4
5400 x 2600 (Standard) 2	57
6200 x 2100 (Parallel) 2	2
	66
CARPARK LEVEL 3	
5000 x 2300 small car	3
5400 x 2500 (Standard) 4	4
5400 x 2600 (Standard) 2	64
	71
CARPARK LEVEL 4	
5000 x 2300 small car	3
5400 x 2500 (Standard) 4	4
5400 x 2600 (Standard) 2	64
	71
CARPARK LEVEL 5	
5000 x 2300 small car	2
5400 x 2500 (Standard) 4	4
5400 x 2600 (Standard) 2	59
	65
CARPARK LEVEL 6	
5000 x 2300 small car	3
5400 x 2500 (Standard) 4	4
5400 x 2600 (Standard) 2	64
	71
CARPARK LEVEL 7	
5000 x 2300 small car	8
5400 x 2500 (Standard) 4	4
5400 x 2600 (Standard) 2	65
	77
Grand total	475



NSW GOVERNMENT
Planning

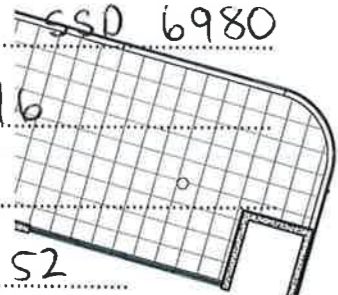
Issued under the Environmental Planning and Assessment Act 1979

Approved Application No. SSD 6980

granted on the 28/4/16

Signed N. Singh

Sheet No. 14 of 52



PARKING SCHEDULE

CARPARK LEVEL 1	
5000 x 2300 small car	3
5400 x 2600 (Disabled) 2	10
5400 x 2600 (Standard) 2	41
	54
CARPARK LEVEL 2	
5000 x 2300 small car	3
5400 x 2500 (Standard)	4
5400 x 2600 (Standard) 2	57
6200 x 2100 (Parallel)	2
	66
CARPARK LEVEL 3	
5000 x 2300 small car	3
5400 x 2500 (Standard)	4
5400 x 2600 (Standard) 2	64
	71
CARPARK LEVEL 4	
5000 x 2300 small car	3
5400 x 2500 (Standard)	4
5400 x 2600 (Standard) 2	64
	71
CARPARK LEVEL 5	
5000 x 2300 small car	2
5400 x 2500 (Standard)	4
5400 x 2600 (Standard) 2	59
	65
CARPARK LEVEL 6	
5000 x 2300 small car	3
5400 x 2500 (Standard)	4
5400 x 2600 (Standard) 2	64
	71
CARPARK LEVEL 7	
5000 x 2300 small car	8
5400 x 2500 (Standard)	4
5400 x 2600 (Standard) 2	65
	77
Grand total	475

North



Principal Consultant



Project Manager



Client



Health
Infrastructure

BROOKVALE COMMUNITY HEALTH CENTRE
612-624 PITTWATER ROAD, BROOKVALE, NSW.

Drawing
CARPARK LEVEL 6 FLOOR PLAN

Drawing No
CHC-BV-AR-SSD-306

Rev	Issue Date	Scale
10	16/10/15	1:200 AT A3 SIZE



NSW GOVERNMENT
Planning

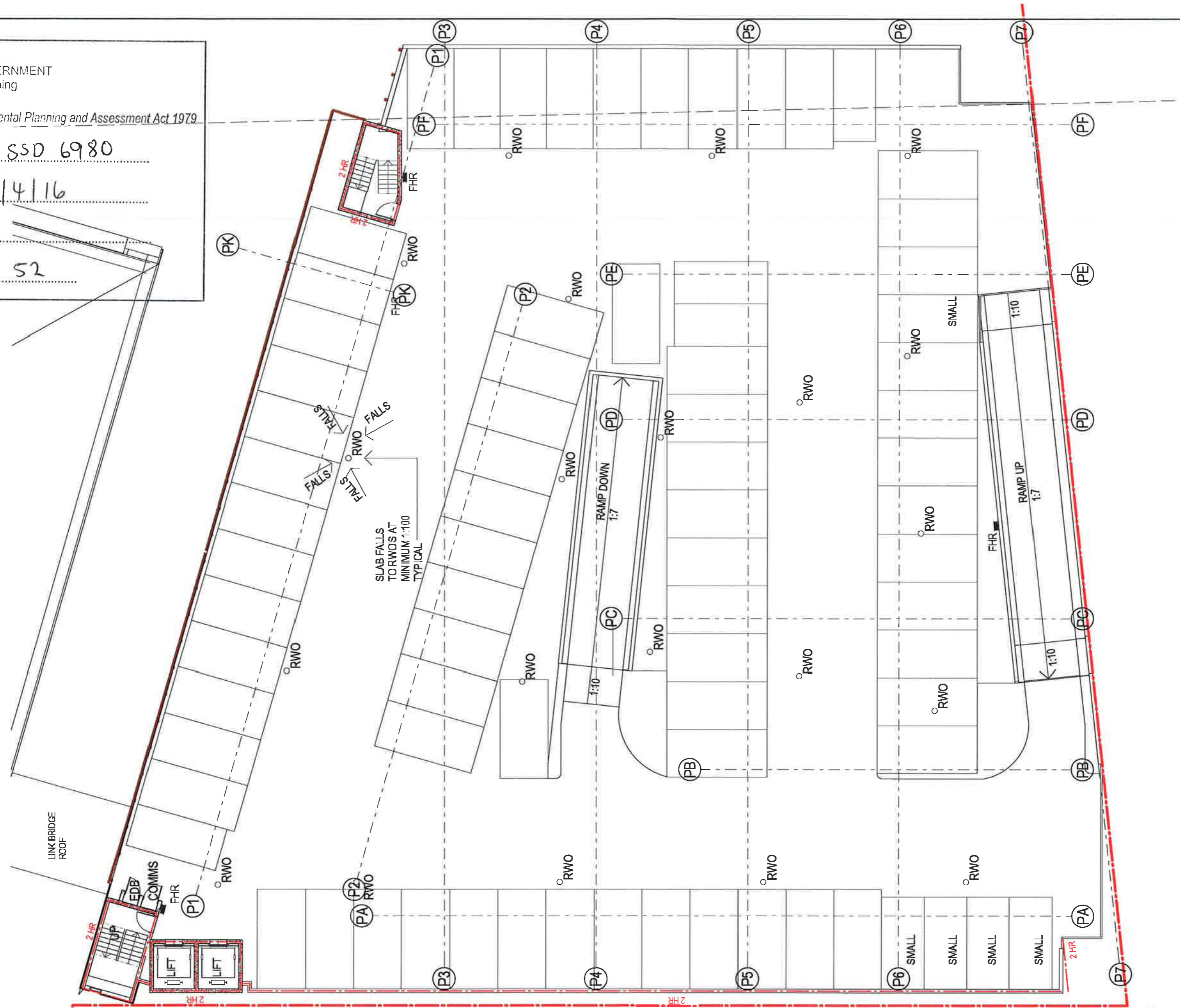
Issued under the Environmental Planning and Assessment Act 1979

Approved Application No... **SSD 6980**

granted on the... **28/4/16**

Signed... *N. Slattery*

Sheet No... **15** of **52**



PARKING SCHEDULE	
CARPARK LEVEL 1	
5000 x 2300 small car	3
5400 x 2600 (Disabled) 2	10
5400 x 2600 (Standard) 2	41
	54
CARPARK LEVEL 2	
5000 x 2300 small car	3
5400 x 2500 (Standard) 4	4
5400 x 2600 (Standard) 2	57
6200 x 2100 (Parallel)	2
	66
CARPARK LEVEL 3	
5000 x 2300 small car	3
5400 x 2500 (Standard) 4	4
5400 x 2600 (Standard) 2	64
	71
CARPARK LEVEL 4	
5000 x 2300 small car	3
5400 x 2500 (Standard) 4	4
5400 x 2600 (Standard) 2	64
	71
CARPARK LEVEL 5	
5000 x 2300 small car	2
5400 x 2500 (Standard) 4	4
5400 x 2600 (Standard) 2	59
	65
CARPARK LEVEL 6	
5000 x 2300 small car	3
5400 x 2500 (Standard) 4	4
5400 x 2600 (Standard) 2	64
	71
CARPARK LEVEL 7	
5000 x 2300 small car	8
5400 x 2500 (Standard) 4	4
5400 x 2600 (Standard) 2	65
	77
Grand total	475

North
Principal Consultant



Project Manager



Client



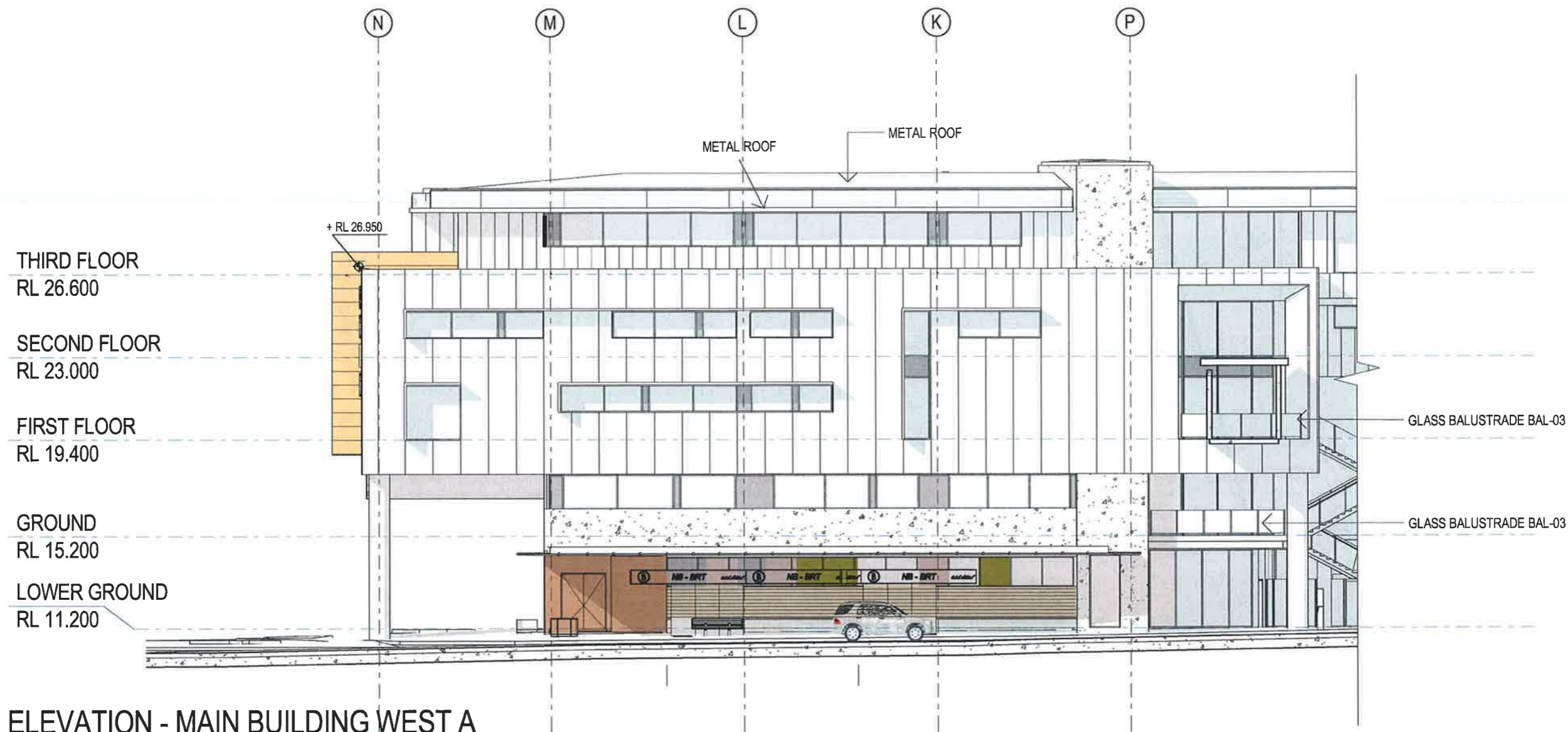
Health
Infrastructure

BROOKVALE COMMUNITY HEALTH CENTRE
612-624 PITTWATER ROAD, BROOKVALE, NSW.

Drawing
CARPARK LEVEL 7 FLOOR PLAN

Drawing No
CHC-BV-AR-SSD-307

Rev	Issue Date	Scale
8	16/10/15	1:200 AT A3 SIZE



1 ELEVATION - MAIN BUILDING WEST A
1:200

LEGEND

- | | | | | | |
|--|---|--|---|--|---|
| | OFF FORM CONCRETE OR LIGHTWEIGHT CLADDING WITH PAINT FINISH | | PORCELAIN PANEL CLADDING SYSTEM ON CONCRETE BLOCKWORK | | FIXED SUNSHADE METAL LOUVRES |
| | PRECAST CONCRETE PANELS | | HIGH PRESSURE COMPACT LAMINATE PANEL | | HORIZONTAL ALUMINIUM LOUVRES POWDER COATED FINISH |
| | COMPOSITE METAL PANEL COLOUR - 'ZINC' | | STRUCTURAL STEEL WITH RED OXIDE PRIMER | | METAL GRATED SCREEN |
| | COMPOSITE METAL PANEL COLOUR - 'WHITE' | | METAL PERFORATED SCREEN | | |
| | COMPOSITE METAL CLADDING TIMBER FINISH | | | | |



NSW GOVERNMENT
Planning

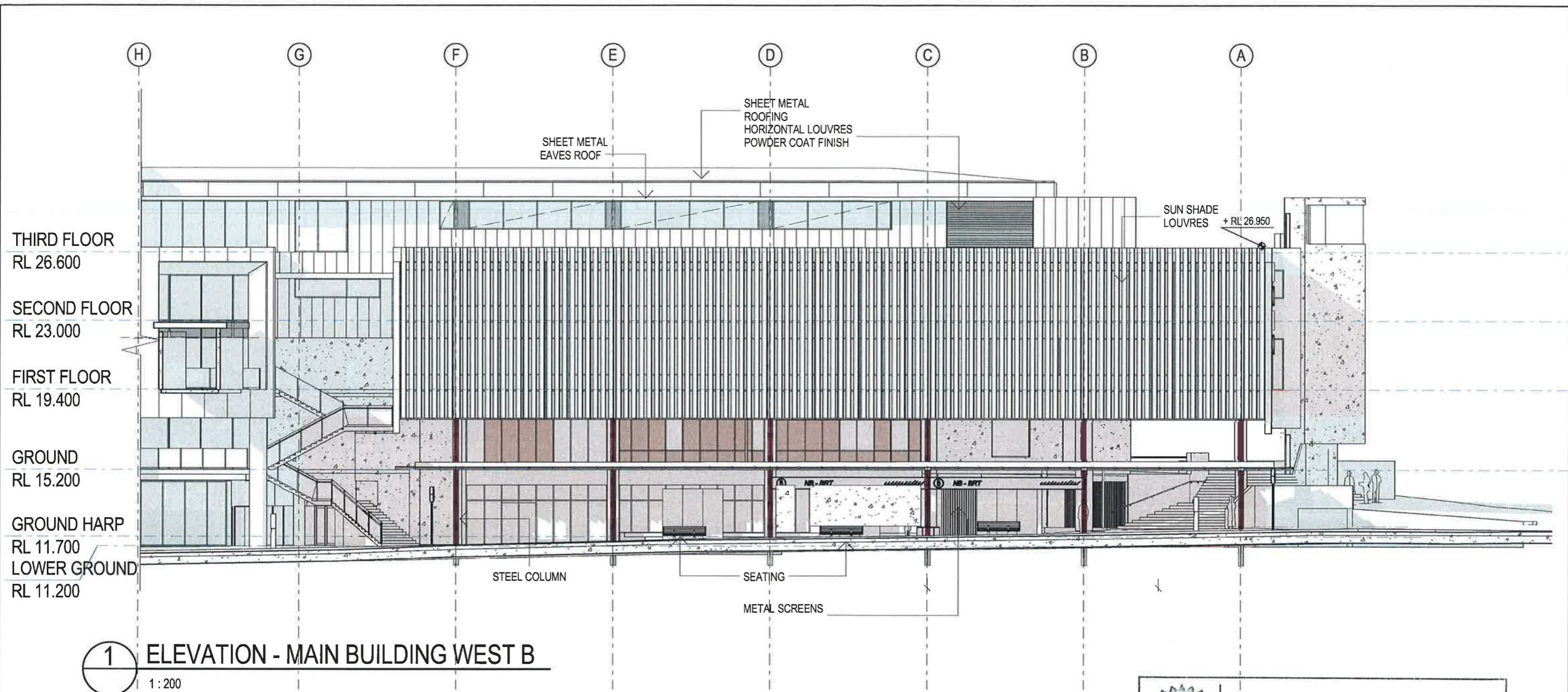
Issued under the Environmental Planning and Assessment Act 1979

Approved Application No. SSD 6980

granted on the 28/4/16

Signed N. Stuy

Sheet No. 16 of 52



1 ELEVATION - MAIN BUILDING WEST B
1 : 200

LEGEND

- | | | | | | |
|--|---|--|---|--|---|
| | OFF FORM CONCRETE OR LIGHTWEIGHT CLADDING WITH PAINT FINISH | | PORCELAIN PANEL CLADDING SYSTEM ON CONCRETE BLOCKWORK | | FIXED SUNSHADE METAL LOUVRES |
| | PRECAST CONCRETE PANELS | | HIGH PRESSURE COMPACT LAMINATE PANEL | | HORIZONTAL ALUMINIUM LOUVRES POWDER COATED FINISH |
| | COMPOSITE METAL PANEL COLOUR - "ZINC" | | STRUCTURAL STEEL WITH RED OXIDE PRIMER | | METAL GRATED SCREEN |
| | COMPOSITE METAL PANEL COLOUR - "WHITE" | | METAL PERFORATED SCREEN | | |
| | COMPOSITE METAL CLADDING TIMBER FINISH | | | | |

NSW GOVERNMENT Planning

Issued under the Environmental Planning and Assessment Act 1979

Approved Application No. SSD 6980

granted on the 28/4/16

Signed N. Slattery

Sheet No. 17 of 52

North

Principal Consultant
 MSJ McConnell Smith & Johnson ARCHITECTS

Project Manager **JOHNSTAFF**

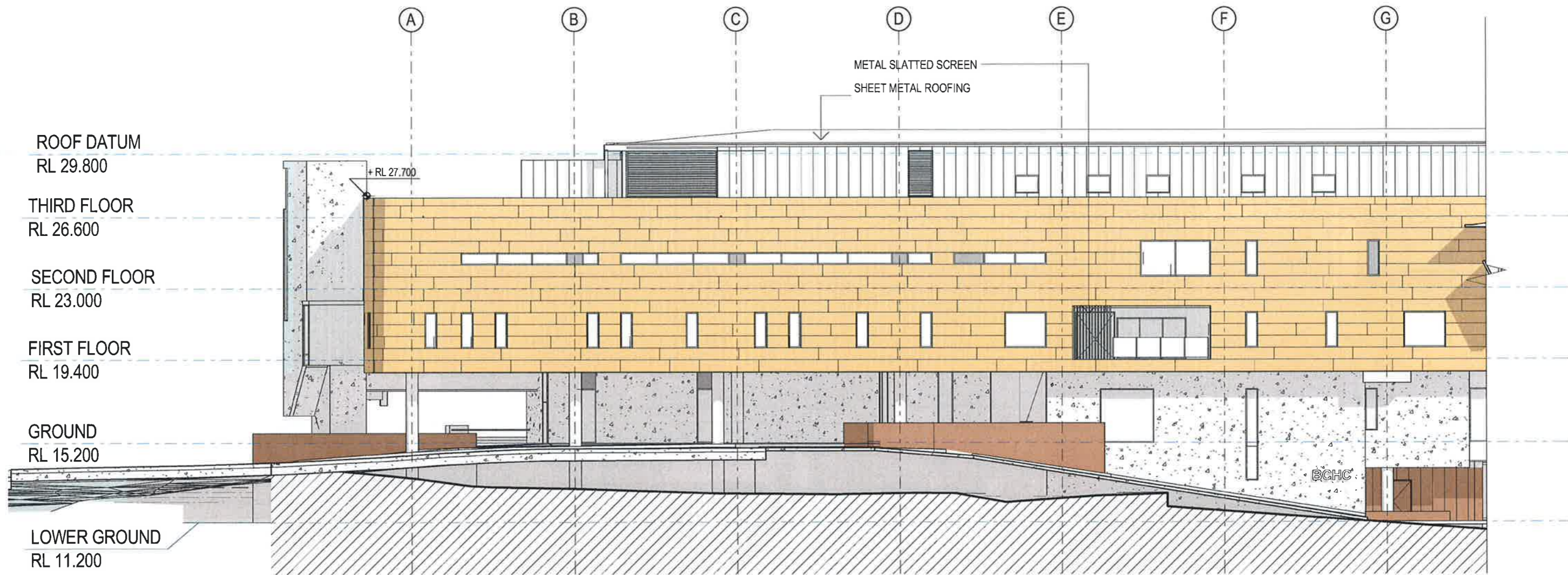
Client **NSW GOVERNMENT Health Infrastructure**

BROOKVALE COMMUNITY HEALTH CENTRE
612-624 PITTWATER ROAD, BROOKVALE, NSW.

Drawing
MAIN BUILDING WEST ELEVATION
(SOUTH END)

Drawing No
CHC-BV-AR-SSD-402

Rev	Issue Date	Scale
4	16/10/15	1 : 200 AT A3 SIZE



1 ELEVATION - MAIN BUILDING EAST A

CHC-BV-AR-SSD 2511 : 200

LEGEND

- | | | | | | |
|--|---|--|---|--|---|
| | OFF FORM CONCRETE OR LIGHTWEIGHT CLADDING WITH PAINT FINISH | | PORCELAIN PANEL CLADDING SYSTEM ON CONCRETE BLOCKWORK | | FIXED SUNSHADE METAL LOUVRES |
| | PRECAST CONCRETE PANELS | | HIGH PRESSURE COMPACT LAMINATE PANEL | | HORIZONTAL ALUMINIUM LOUVRES POWDER COATED FINISH |
| | COMPOSITE METAL PANEL COLOUR - 'ZINC' | | STRUCTURAL STEEL WITH RED OXIDE PRIMER | | METAL GRATED SCREEN |
| | COMPOSITE METAL PANEL COLOUR - 'WHITE' | | METAL PERFORATED SCREEN | | |
| | COMPOSITE METAL CLADDING TIMBER FINISH | | | | |

NSW GOVERNMENT Planning

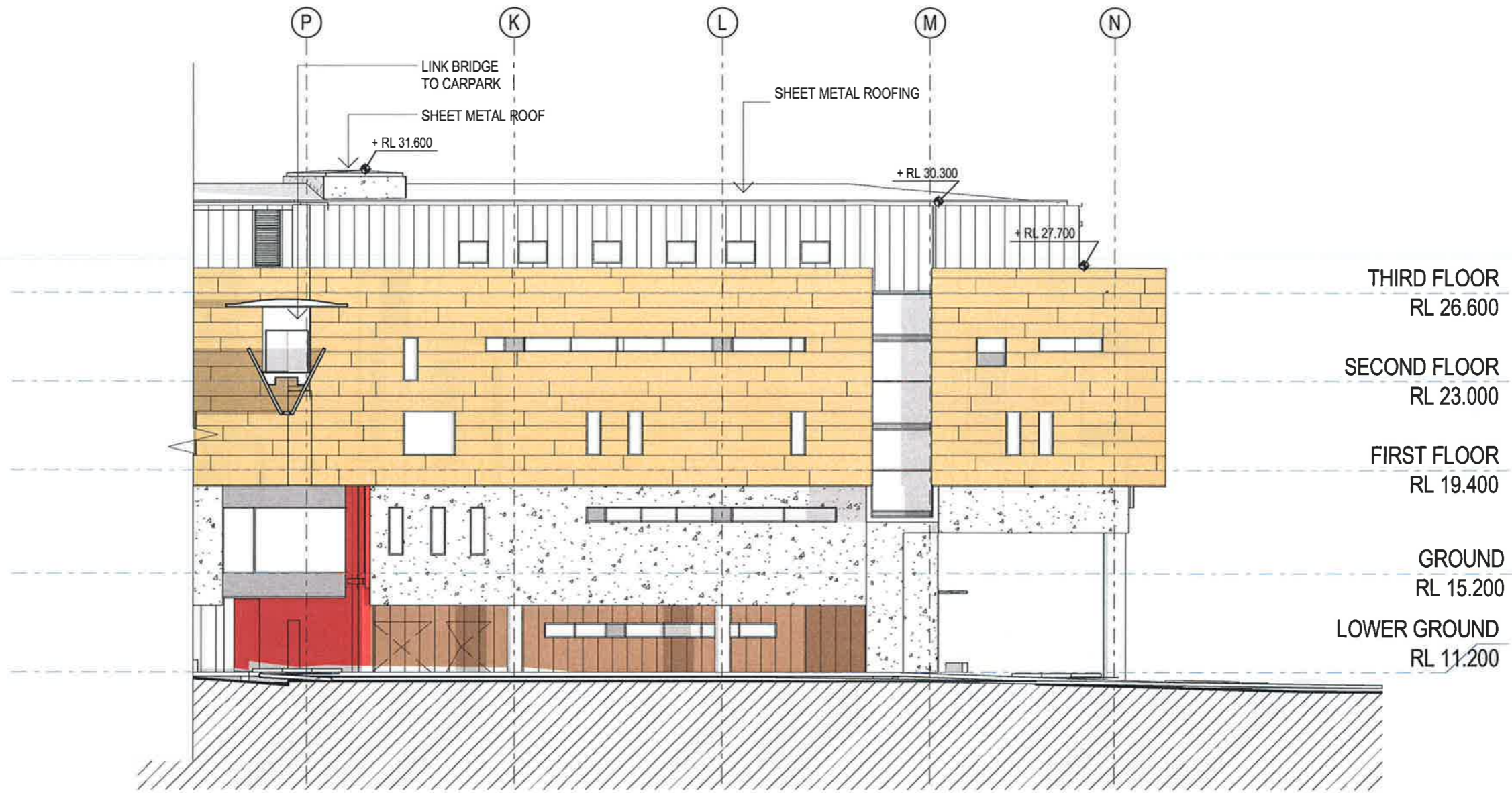
Issued under the Environmental Planning and Assessment Act 1979

Approved Application No. SSD 6980

granted on the 28/4/16

Signed N. Sturt

Sheet No. 18 of 52



1 ELEVATION - MAIN BUILDING EAST B
 CHC-BV-AR-SSD-2511 : 200

LEGEND

- | | | | | | |
|--|---|--|---|--|---|
| | OFF FORM CONCRETE OR LIGHTWEIGHT CLADDING WITH PAINT FINISH | | PORCELAIN PANEL CLADDING SYSTEM ON CONCRETE BLOCKWORK | | FIXED SUNSHADE METAL LOUVRES |
| | PRECAST CONCRETE PANELS | | HIGH PRESSURE COMPACT LAMINATE PANEL | | HORIZONTAL ALUMINIUM LOUVRES POWDER COATED FINISH |
| | COMPOSITE METAL PANEL COLOUR - 'ZINC' | | STRUCTURAL STEEL WITH RED OXIDE PRIMER | | METAL GRATED SCREEN |
| | COMPOSITE METAL PANEL COLOUR - 'WHITE' | | METAL PERFORATED SCREEN | | |
| | COMPOSITE METAL CLADDING TIMBER FINISH | | | | |

NSW GOVERNMENT Planning

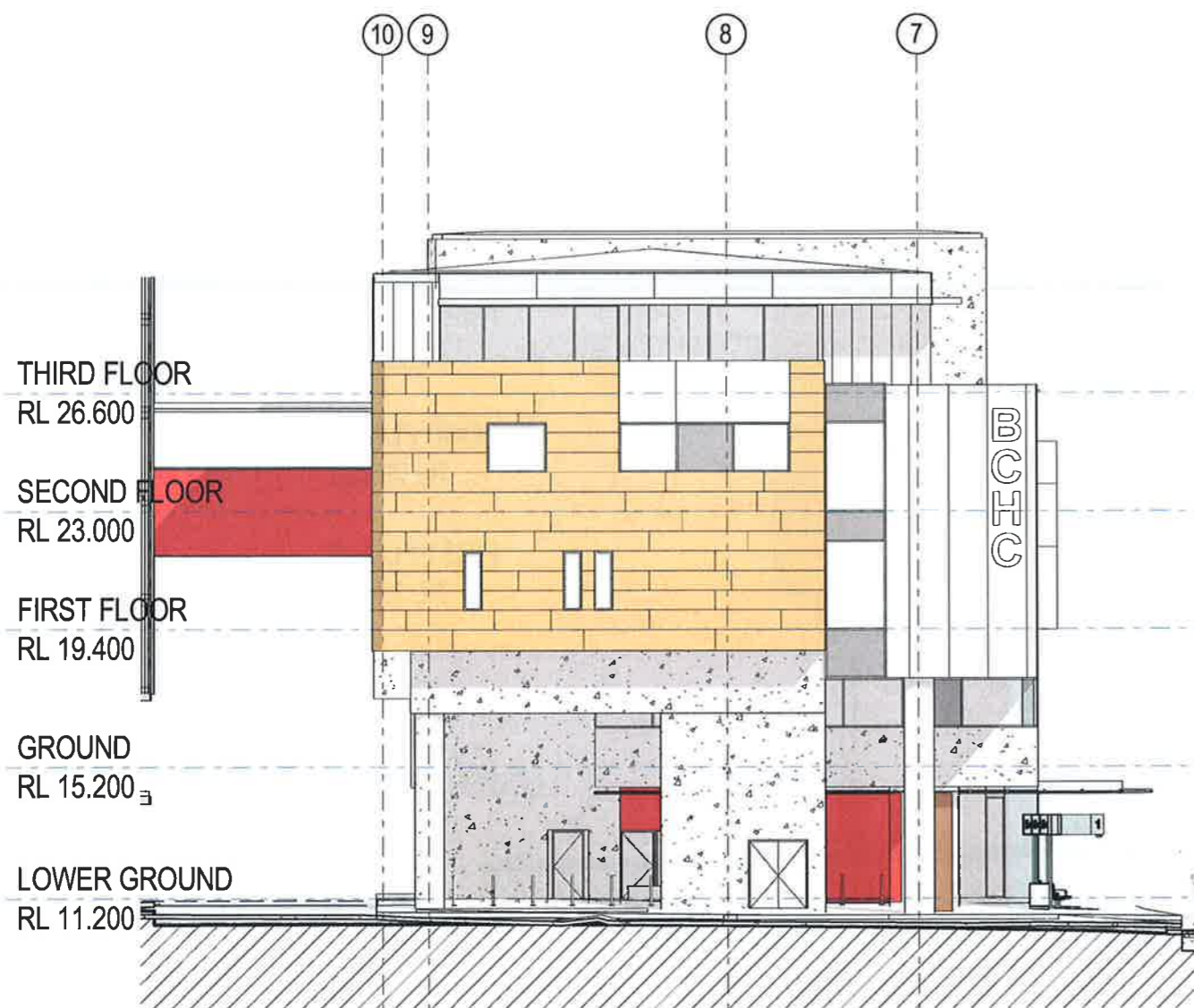
Issued under the Environmental Planning and Assessment Act 1979

Approved Application No... SSO 6980

granted on the... 28/4/16

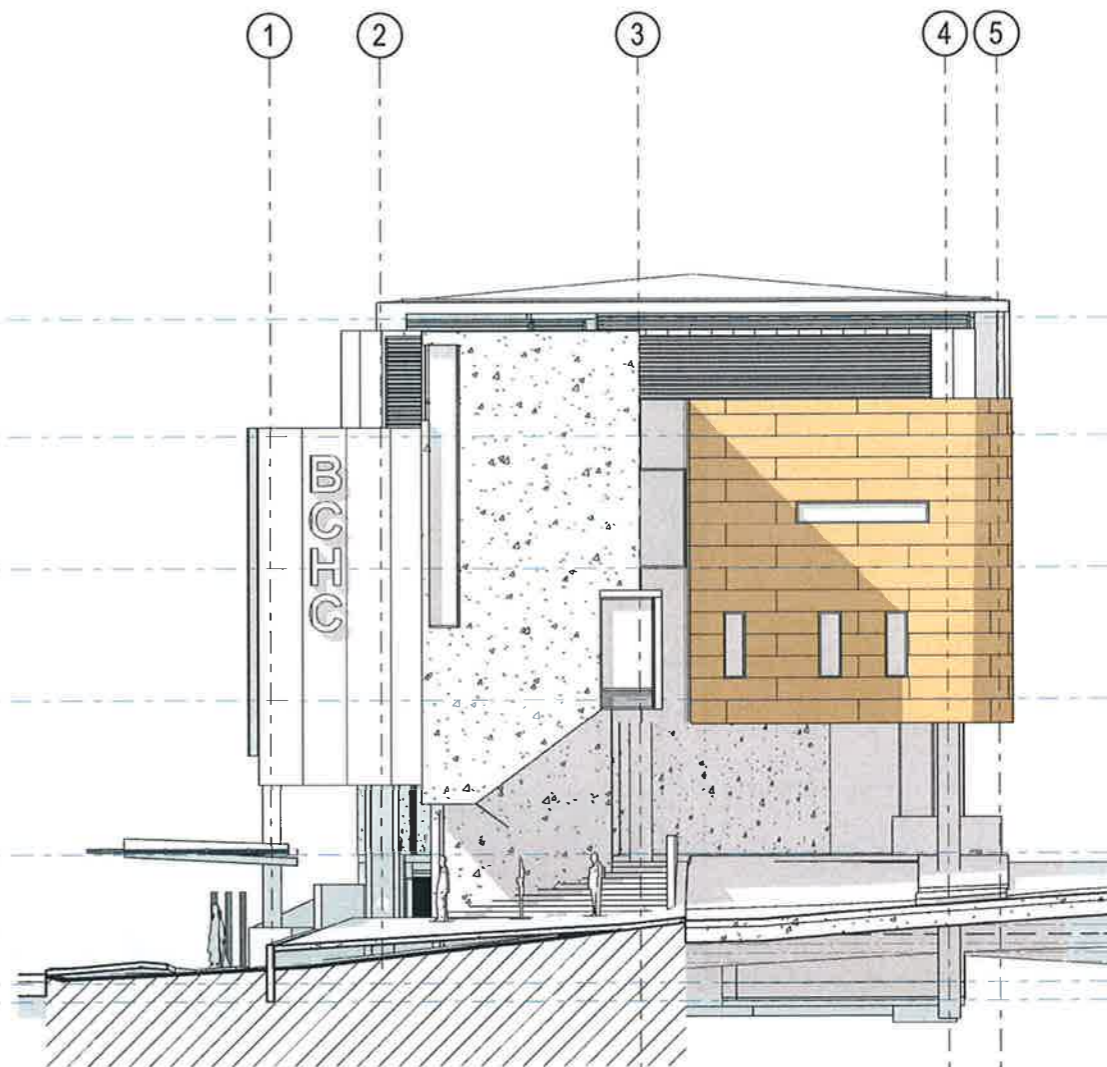
Signed... P. Stuy

Sheet No... 19 ... of ... 52



1 ELEVATION - MAIN BUILDING NORTH

CHC-BV-AR-SSD 2521 : 200



2 ELEVATION - MAIN BUILDING SOUTH

1 : 200

LEGEND

- | | | | | | |
|--|---|--|---|--|---|
| | OFF FORM CONCRETE OR LIGHTWEIGHT CLADDING WITH PAINT FINISH | | PORCELAIN PANEL CLADDING SYSTEM ON CONCRETE BLOCKWORK | | FIXED SUNSHADE METAL LOUVRES |
| | PRECAST CONCRETE PANELS | | HIGH PRESSURE COMPACT LAMINATE PANEL | | HORIZONTAL ALUMINIUM LOUVRES POWDER COATED FINISH |
| | COMPOSITE METAL PANEL COLOUR - "ZINC" | | STRUCTURAL STEEL WITH RED OXIDE PRIMER | | METAL GRATED SCREEN |
| | COMPOSITE METAL PANEL COLOUR - "WHITE" | | METAL PERFORATED SCREEN | | |
| | COMPOSITE METAL CLADDING TIMBER FINISH | | | | |

NSW GOVERNMENT Planning

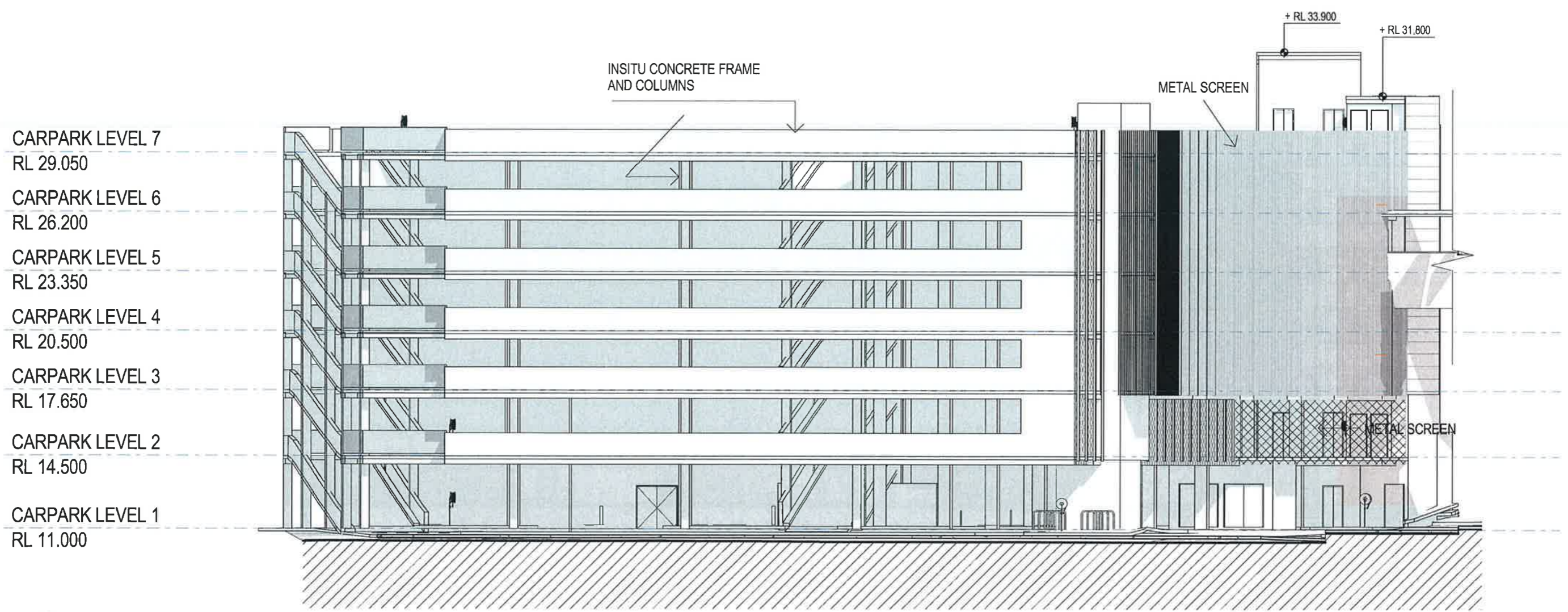
Issued under the Environmental Planning and Assessment Act 1979

Approved Application No. SSD 6980

granted on the 28/4/16

Signed N. Stuy

Sheet No. 20 of 52



1 ELEVATION - CARPARK NORTH
 CHC-BV-AR-SSD-2521 : 200

LEGEND

- | | | | | | |
|--|---|--|---|--|---|
| | OFF FORM CONCRETE OR LIGHTWEIGHT CLADDING WITH PAINT FINISH | | PORCELAIN PANEL CLADDING SYSTEM ON CONCRETE BLOCKWORK | | FIXED SUNSHADE METAL LOUVRES |
| | PRECAST CONCRETE PANELS | | HIGH PRESSURE COMPACT LAMINATE PANEL | | HORIZONTAL ALUMINIUM LOUVRES POWDER COATED FINISH |
| | COMPOSITE METAL PANEL COLOUR - 'ZINC' | | STRUCTURAL STEEL WITH RED OXIDE PRIMER | | METAL GRATED SCREEN |
| | COMPOSITE METAL PANEL COLOUR - 'WHITE' | | METAL PERFORATED SCREEN | | |
| | COMPOSITE METAL CLADDING TIMBER FINISH | | | | |

NSW GOVERNMENT Planning

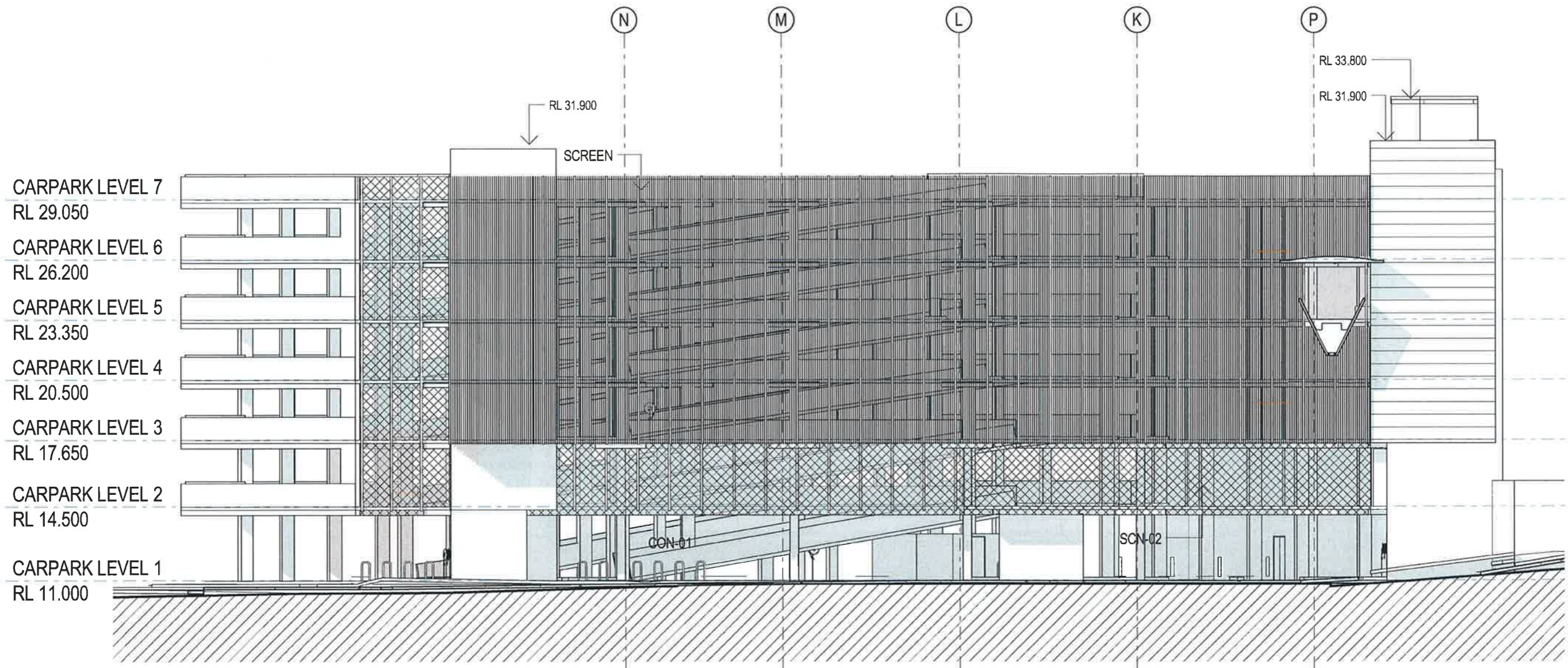
Issued under the Environmental Planning and Assessment Act 1979

Approved Application No... SSD 6980

granted on the... 28/4/16

Signed... N. Stump

Sheet No... 21 of 52



1 ELEVATION - CARPARK WEST
 CHC-BV-AR-SSD 2511 : 200

LEGEND

- | | | | | | |
|--|---|--|---|--|---|
| | OFF FORM CONCRETE OR LIGHTWEIGHT CLADDING WITH PAINT FINISH | | PORCELAIN PANEL CLADDING SYSTEM ON CONCRETE BLOCKWORK | | FIXED SUNSHADE METAL LOUVRES |
| | PRECAST CONCRETE PANELS | | HIGH PRESSURE COMPACT LAMINATE PANEL | | HORIZONTAL ALUMINIUM LOUVRES POWDER COATED FINISH |
| | COMPOSITE METAL PANEL COLOUR - 'ZINC' | | STRUCTURAL STEEL WITH RED OXIDE PRIMER | | METAL GRATED SCREEN |
| | COMPOSITE METAL PANEL COLOUR - 'WHITE' | | METAL PERFORATED SCREEN | | |
| | COMPOSITE METAL CLADDING TIMBER FINISH | | | | |

NSW GOVERNMENT
 Planning

Issued under the Environmental Planning and Assessment Act 1979

Approved Application No. SSD 6980

granted on the 28/4/16

Signed N. Slag

Sheet No. 22 of 52

North

Principal Consultant
MSJ ARCHITECTS
 McConnell Smith & Johnson

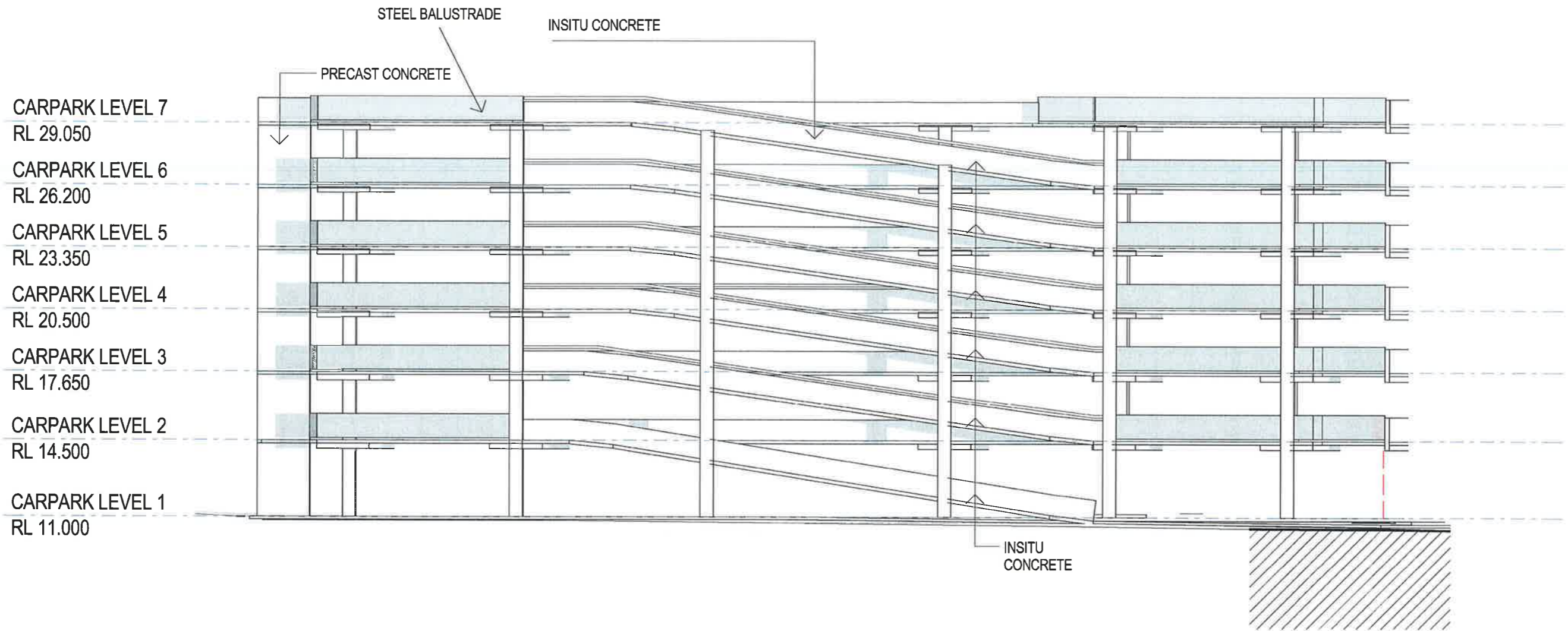
Project Manager **JOHNSTAFF**

Client **NSW GOVERNMENT**
Health Infrastructure

BROOKVALE COMMUNITY HEALTH CENTRE
 612-624 PITTWATER ROAD, BROOKVALE, NSW.

Drawing
 CARPARK WEST ELEVATION


Drawing No	Rev	Issue Date	Scale
CHC-BV-AR-SSD-411	3	16/10/15	1:200 AT A3 SIZE



1 ELEVATION - CARPARK EAST
1:200

LEGEND

- | | | |
|---|---|---|
|  OFF FORM CONCRETE OR LIGHTWEIGHT CLADDING WITH PAINT FINISH |  PORCELAIN PANEL CLADDING SYSTEM ON CONCRETE BLOCKWORK |  FIXED SUNSHADE METAL LOUVRES |
|  PRECAST CONCRETE PANELS |  HIGH PRESSURE COMPACT LAMINATE PANEL |  HORIZONTAL ALUMINIUM LOUVRES POWDER COATED FINISH |
|  COMPOSITE METAL PANEL COLOUR - 'ZINC' |  STRUCTURAL STEEL WITH RED OXIDE PRIMER |  METAL GRATED SCREEN |
|  COMPOSITE METAL PANEL COLOUR - 'WHITE' | |  METAL PERFORATED SCREEN |
|  COMPOSITE METAL CLADDING TIMBER FINISH | | |

 **NSW GOVERNMENT**
Planning

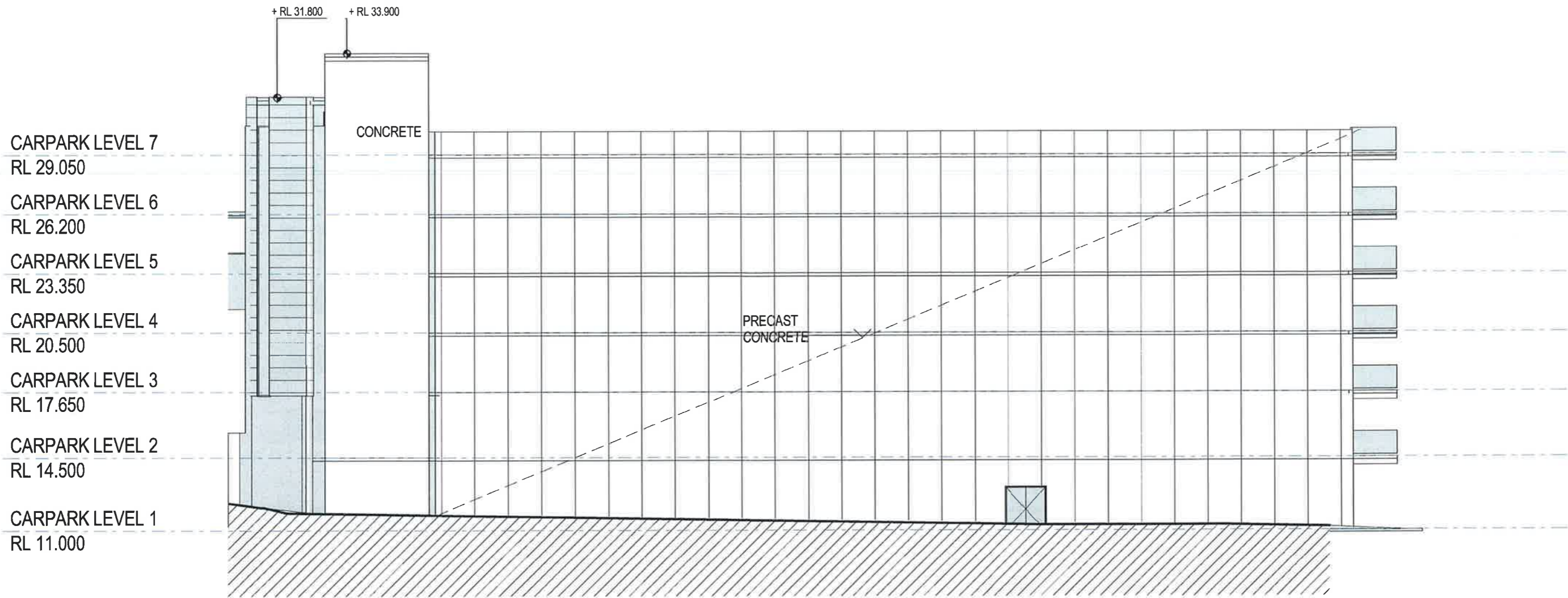
Issued under the Environmental Planning and Assessment Act 1979

Approved Application No... SSD 6980

granted on the... 28/4/16

Signed... N. Smith

Sheet No... 23 ...of... 52



1 ELEVATION - CARPARK SOUTH
1:200

LEGEND

- | | | | | | |
|--|---|--|---|--|---|
| | OFF FORM CONCRETE OR LIGHTWEIGHT CLADDING WITH PAINT FINISH | | PORCELAIN PANEL CLADDING SYSTEM ON CONCRETE BLOCKWORK | | FIXED SUNSHADE METAL LOUVRES |
| | PRECAST CONCRETE PANELS | | HIGH PRESSURE COMPACT LAMINATE PANEL | | HORIZONTAL ALUMINIUM LOUVRES POWDER COATED FINISH |
| | COMPOSITE METAL PANEL COLOUR - "ZINC" | | STRUCTURAL STEEL WITH RED OXIDE PRIMER | | METAL GRATED SCREEN |
| | COMPOSITE METAL PANEL COLOUR - "WHITE" | | METAL PERFORATED SCREEN | | |
| | COMPOSITE METAL CLADDING TIMBER FINISH | | | | |

NSW GOVERNMENT
Planning

Issued under the Environmental Planning and Assessment Act 1979

Approved Application No. SSO 6980

granted on the 28/4/16

Signed N. Stuy

Sheet No. 24 of 52



NSW GOVERNMENT
Planning

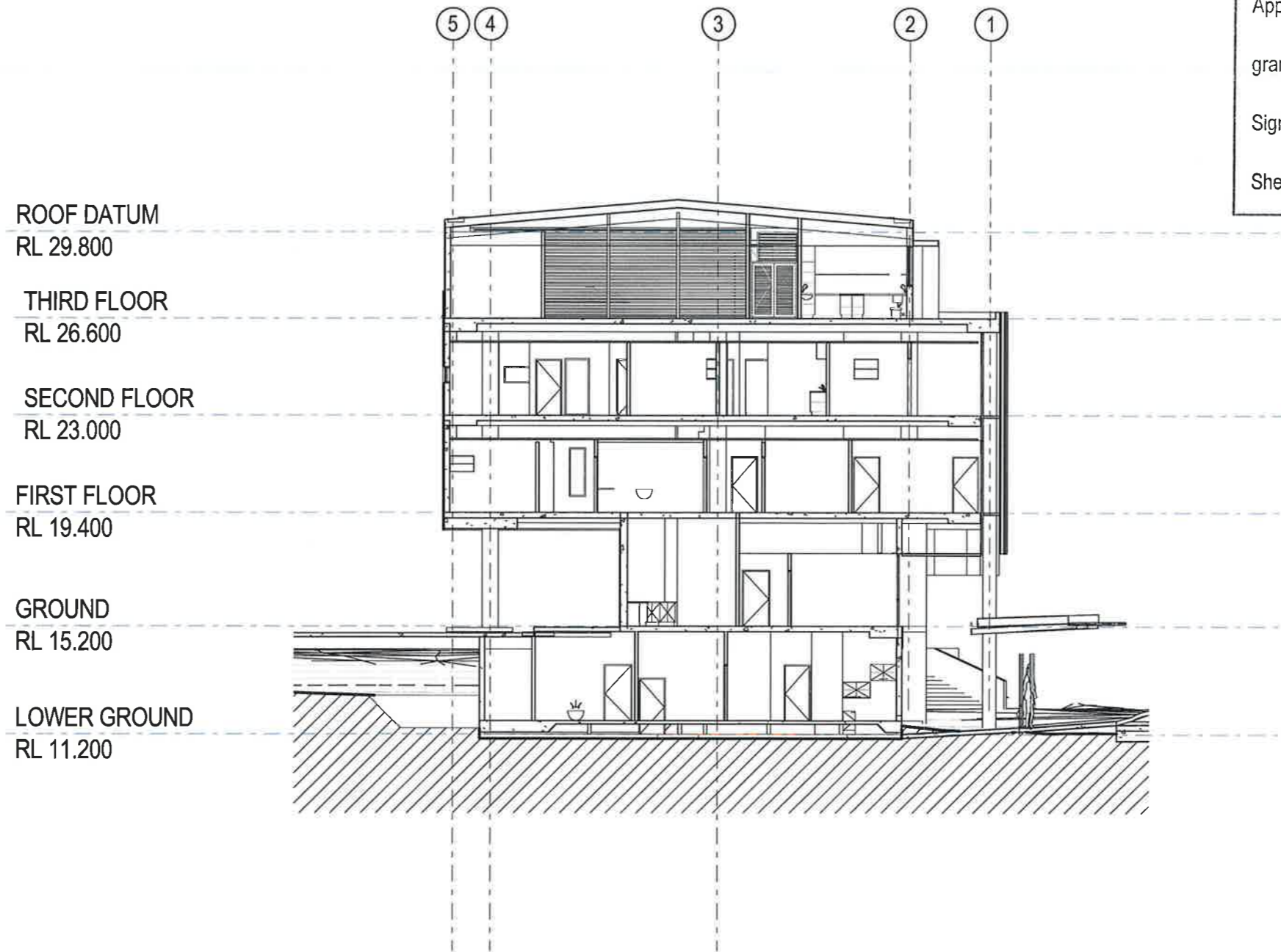
Issued under the Environmental Planning and Assessment Act 1979

Approved Application No. SSD 6980

granted on the 28/4/16

Signed N. Stuy

Sheet No. 25 of 52



1 SECTION 1 (THROUGH SOUTH WING)
 CHC-BV-AR-TD/11 1 : 200



NSW GOVERNMENT
Planning

Issued under the Environmental Planning and Assessment Act 1979

Approved Application No. SSD 6980

granted on the 28/4/16

Signed N. [Signature]

Sheet No. 26 of 52

CARPARK LEVEL 7

RL 29.050

CARPARK LEVEL 6

RL 26.200

CARPARK LEVEL 5

RL 23.350

CARPARK LEVEL 4

RL 20.500

CARPARK LEVEL 3

RL 17.650

CARPARK LEVEL 2

RL 14.500

CARPARK LEVEL 1

RL 11.000

ROOF DATUM

RL 29.800

THIRD FLOOR

RL 26.600

SECOND FLOOR

RL 23.000

FIRST FLOOR

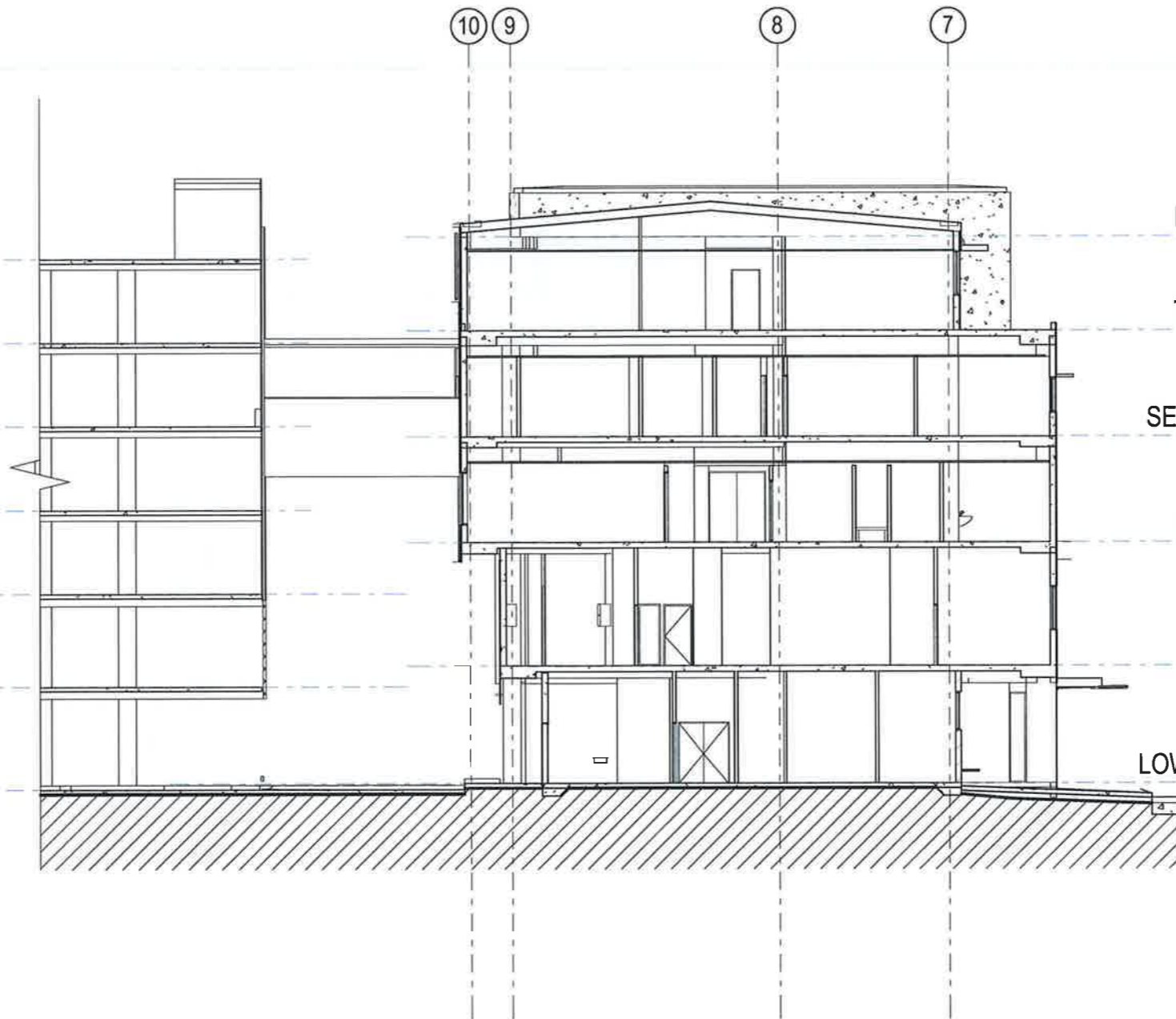
RL 19.400

GROUND

RL 15.200

LOWER GROUND

RL 11.200



1 SECTION 2 (THROUGH NORTH WING)

CHC-BV-AR-TD/11 1 : 200

North



Principal Consultant



Project Manager



Client



Health
Infrastructure

BROOKVALE COMMUNITY HEALTH CENTRE

612-624 PITTWATER ROAD, BROOKVALE, NSW.

Drawing

BUILDING SECTIONS 2

Drawing No

CHC-BV-AR-SSD-502

Rev

4

Issue Date

16/10/15

Scale

1 : 200
AT A3 SIZE



NSW GOVERNMENT
Planning

Issued under the Environmental Planning and Assessment Act 1979

Approved Application No. SSD 6980

granted on the 28/4/16

Signed N. [Signature]

Sheet No. 27 of 52

ROOF DATUM

RL 29.800

THIRD FLOOR

RL 26.600

SECOND FLOOR

RL 23.000

FIRST FLOOR

RL 19.400

GROUND

RL 15.200

LOWER GROUND
RL 11.200

A B C D E F G



1 SECTION 3A

CHC-BV-AR-TD/11 1:200

Principal Consultant



Project Manager



Client



Health
Infrastructure

BROOKVALE COMMUNITY HEALTH CENTRE

612-624 PITTWATER ROAD, BROOKVALE, NSW.

Drawing

BUILDING SECTION 3A

Drawing No

CHC-BV-AR-SSD-503

Rev Issue Date Scale

4 16/10/15 1:200
AT A3 SIZE



NSW GOVERNMENT
Planning

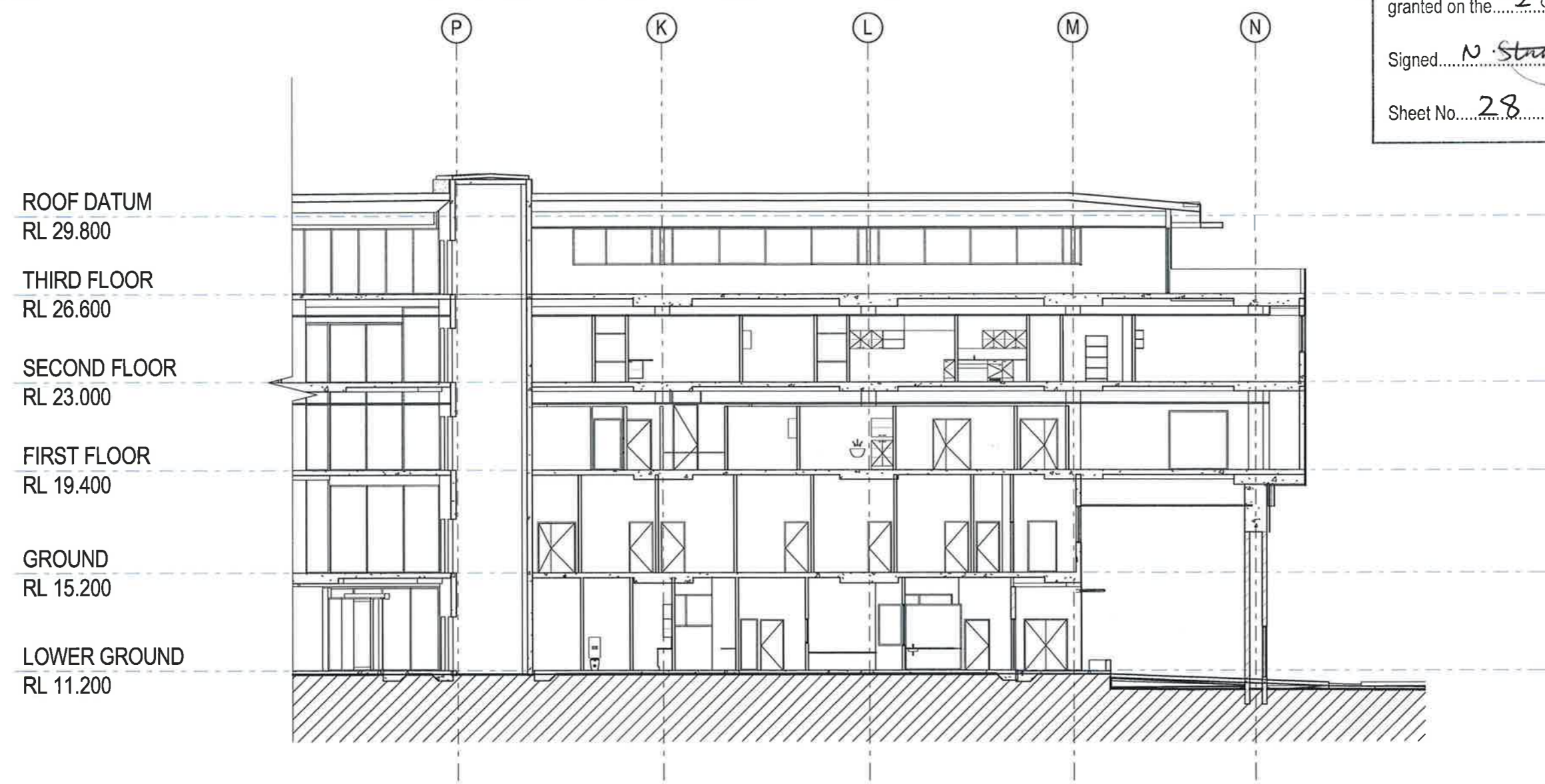
Issued under the Environmental Planning and Assessment Act 1979

Approved Application No. SSD 6980

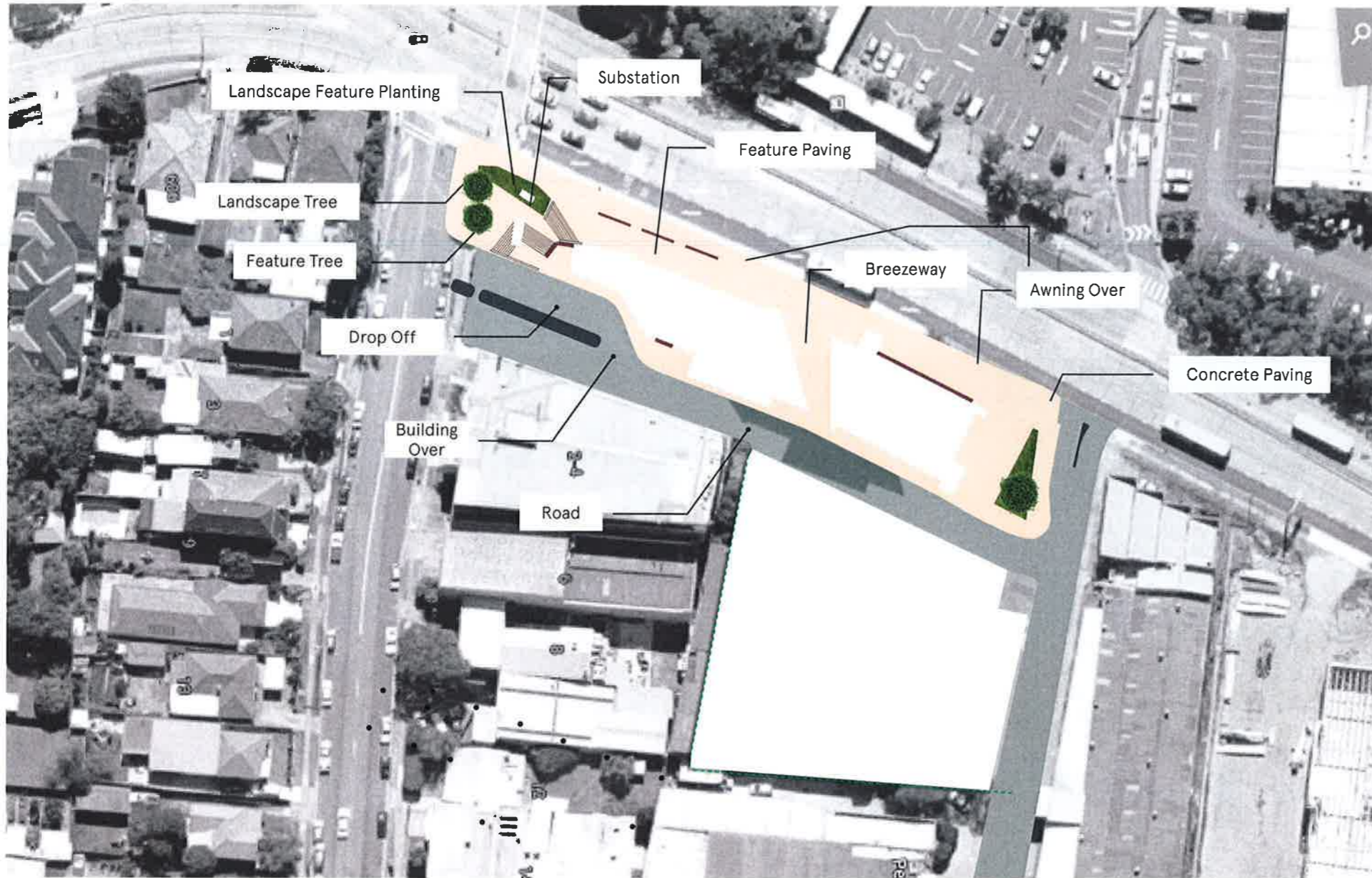
granted on the 28/4/16

Signed N. Stary

Sheet No. 28 of 52



1 SECTION 3B
 CHC-BV-AR-TD/12 1 : 200



Old Man Banksia



Lemon Scented Myrtle



Moonlight Grevillea



Prostrate Rosemary



Birthday Candles Banksia



Coast Rosemary

Trees: Feature Trees and Landscape Trees

Name	Common Name	Size
Landscape Tree: Banksia Serrata	Old Man Banksia	4m high, 3m wide
Feature Tree: Backhousia Citriodora	Lemon Scented Myrtle	5m high, 4m wide

Shrubs: Landscape and Feature Planting

Name	Common Name	Size
Grevillea 'Moonlight'	Grevillea Moonlight	3m high, 3m wide
Westringia Wynyabbie Gem	Coast Rosemary	1m high, 1m wide
Banksia Birthday Candles	Birthday Candles Banksia	.5m high, .5m wide
Rosemarinus Huntington Carpet	Prostrate Rosemary	.3m high, varies

Legend

- Feature Paving
- Concrete Paving
- Road / Parking
- Landscape Planting
- Landscape Feature Planting
- Seating
- Boundary Line

NSW GOVERNMENT
Planning

Issued under the Environmental Planning and Assessment Act 1979

Approved Application No. SSO 6980

granted on the 28/4/16

Signed... N. Stuny

Sheet No. 29 of 52



NSW GOVERNMENT
Planning

Issued under the Environmental Planning and Assessment Act 1979

Approved Application No. SSO 6980

granted on the 28/4/16

Signed N. Stuy

Sheet No. 30 of 52



- 1. Porcelain Panel Cladding System
- 2. Porcelain Panel Cladding System
- 3. Off Form Concrete
- 4. Metal Composite Panel
Colour: Zinc
- 5. Metal Composite Panel
Colour: White

- 6. Metal Composite Panel
Colour: Timber Oak
- 7. Structural Steel Columns Red Primer
- 8. Medium Bronze Powdercoated Louvres
- 9. Satin Stainless Steel Cladding

North | Principal Consultant



Project
Manager



Client



Health
Infrastructure


BROOKVALE COMMUNITY HEALTH CENTRE
612-624 PITTWATER ROAD, BROOKVALE, NSW.

Drawing
MATERIALS & FINISHES

Drawing No
CHC-BV-AR-SSD-850

Rev	Issue Date	Scale
2	15/09/15	NTS AT A3 SIZE

Brookvale Community Health Centre Signage Outline



NSW GOVERNMENT
Planning


Issued under the Environmental Planning and Assessment Act 1979

Approved Application No. SSD 6980

granted on the 28/4/16

Signed N. Stang

Sheet No. 31 of 52



Site Directory Sign

Typical Location
Next to main site entry point, visible from major approach roads

Description
Freestanding sign blade, internally illuminated
Includes directional sign where required
Primarily for vehicular approach

Site Traffic Directional Sign

Typical Location
Next to site entry points, visible from major approach roads

Description
Freestanding sign blade
Internally illuminated
Primarily for vehicular approach



NSW GOVERNMENT
Planning

Issued under the Environmental Planning and Assessment Act 1979

Approved Application No. SSD 6980

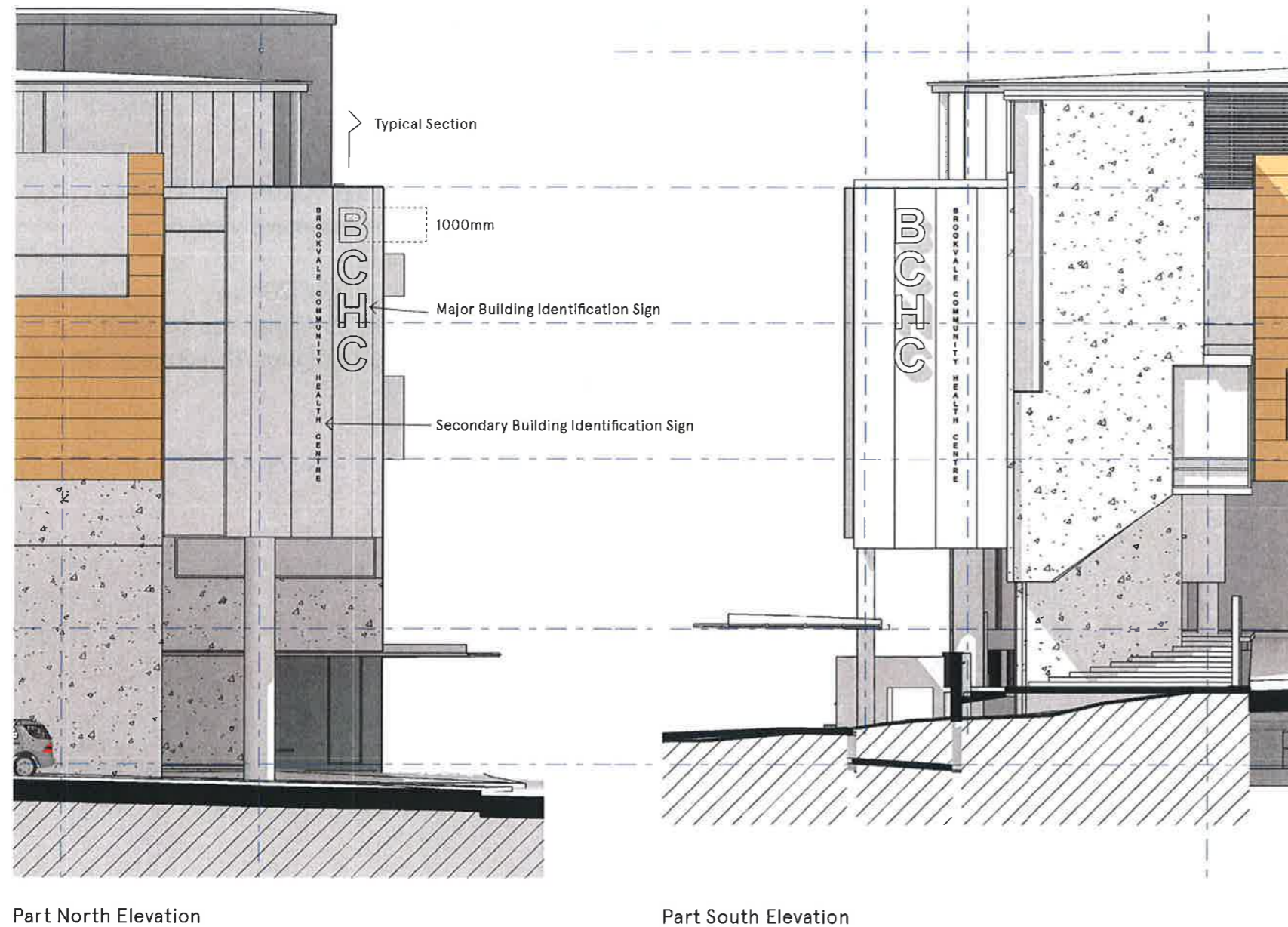
granted on the 28/4/16

Signed N. Slattery

Sheet No. 32 of 52

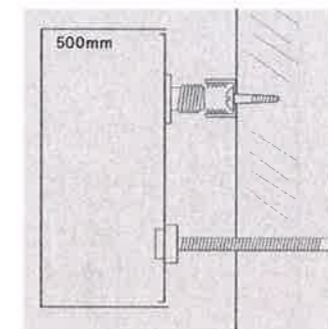
Brookvale Community Health Centre Signage Outline

Main Building Identification Sign



Major Building Identification Sign - Wall Mounted

- Fabricated aluminium individual letters 1000mm high with 500mm returns.
- Internally illuminated with LED back lights mounted inside each letter.
- Fixed to façade with 100mm space off wall.

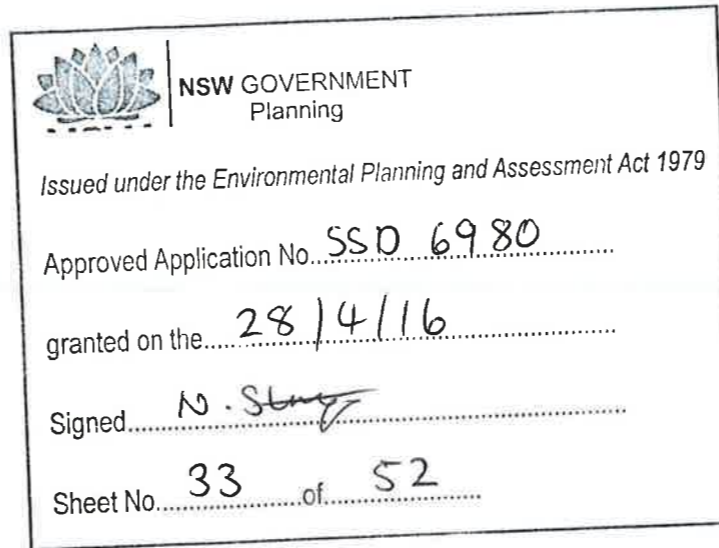
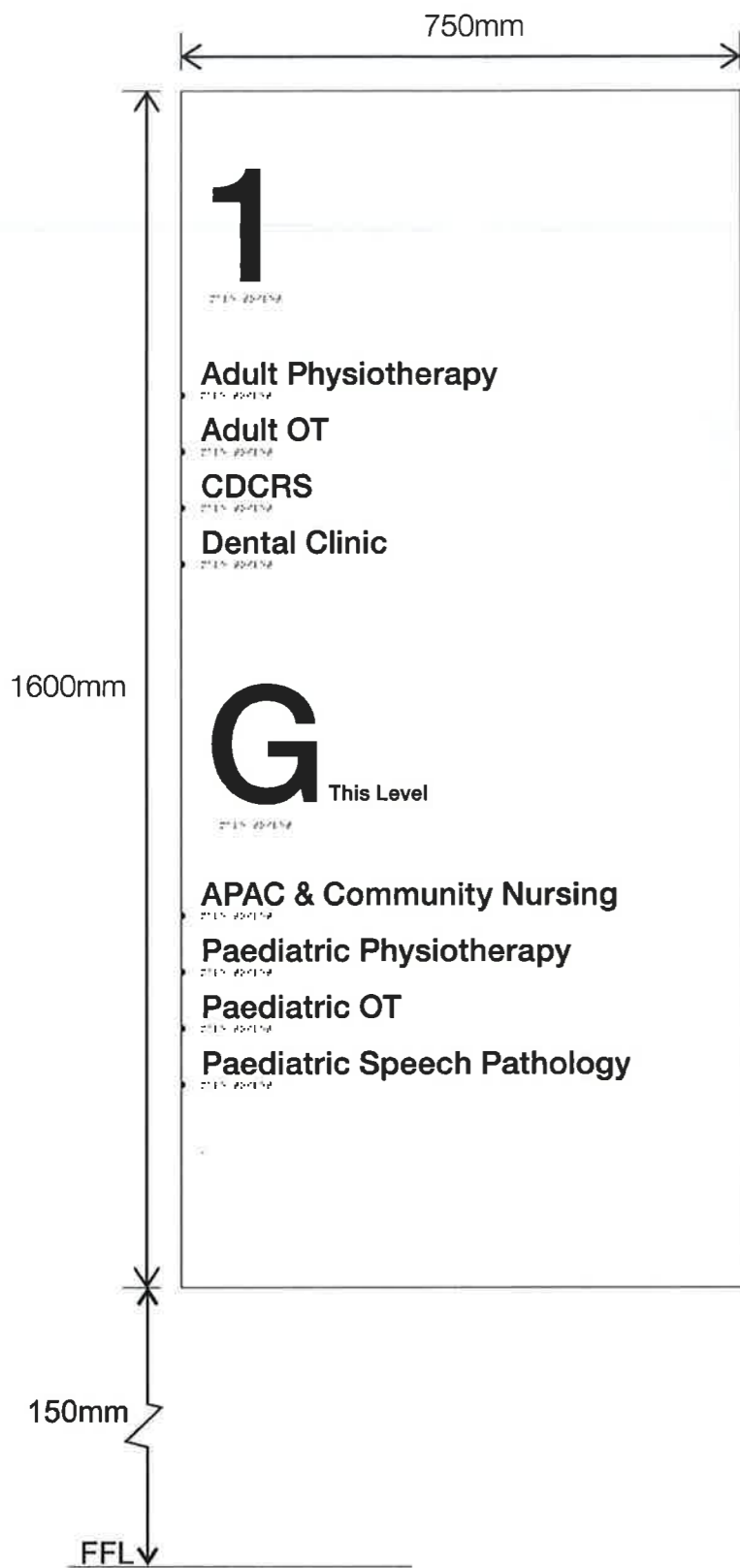


Typical Section Not to Scale



Secondary Building Identification Sign - Wall Mounted

- Fabricated aluminium individual letters 2000mm high with 50mm returns.
- Fixed to façade with 50mm space off wall.

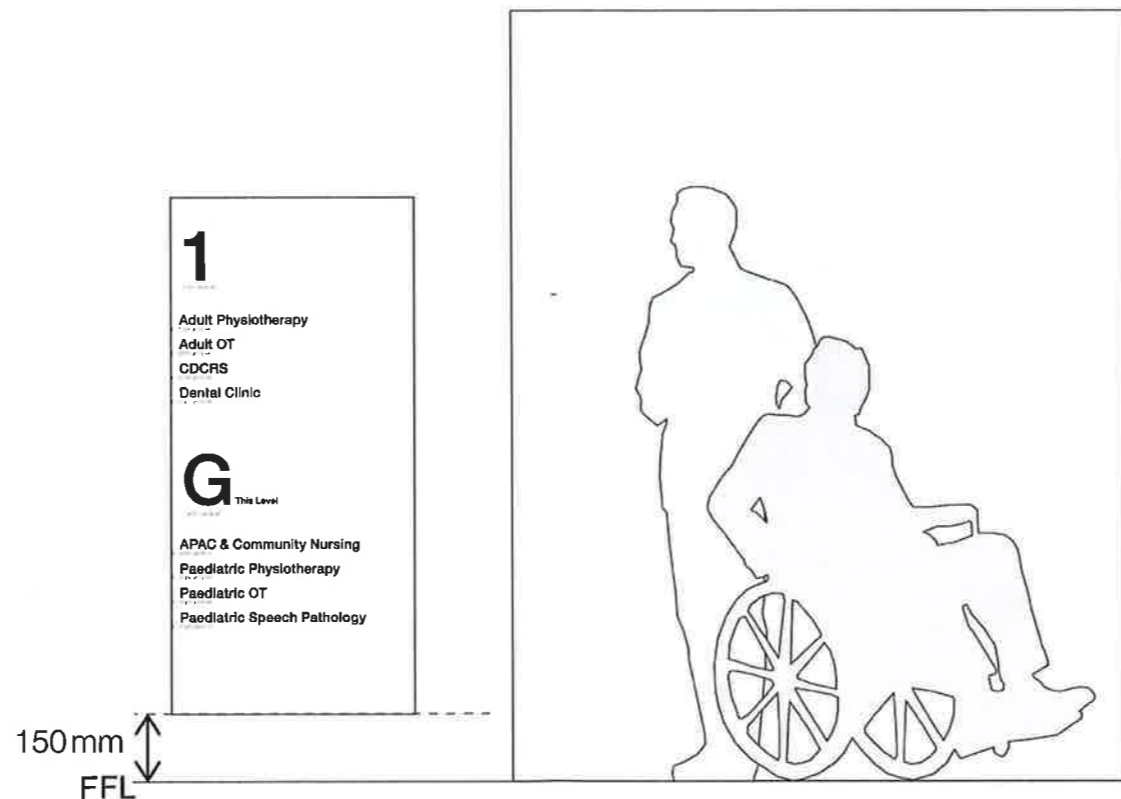


TYPICAL MAIN LIFT DIRECTORY SIGNS

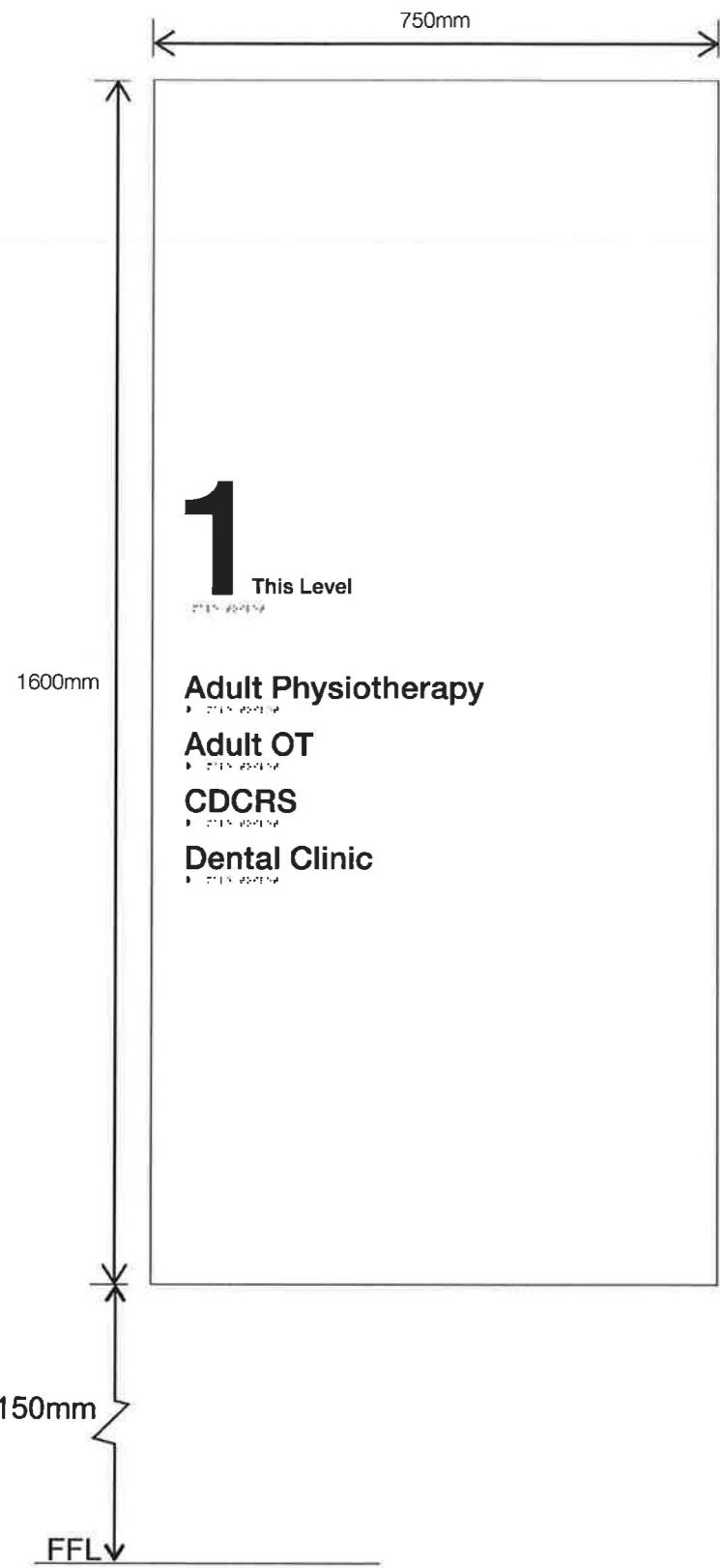
GRAPHICS INDICATIVE: DIRECTORY TO LIST ALL LEVELS


Construction Details

3mm thick natural anodised sign panel with digitally printed graphics on clear self adhesive vinyl & protective satin clear laminate.
 Floor numerals/letter to be cut out 20mm translucent/frost acrylic equal to Allplastics perspex frost arctic blue with opaque backing. All fixings to be concealed.
 All signs to have Braille.



NOTE: text to be confirmed




NSW GOVERNMENT
 Planning

Issued under the Environmental Planning and Assessment Act 1979

Approved Application No. SSD 6980

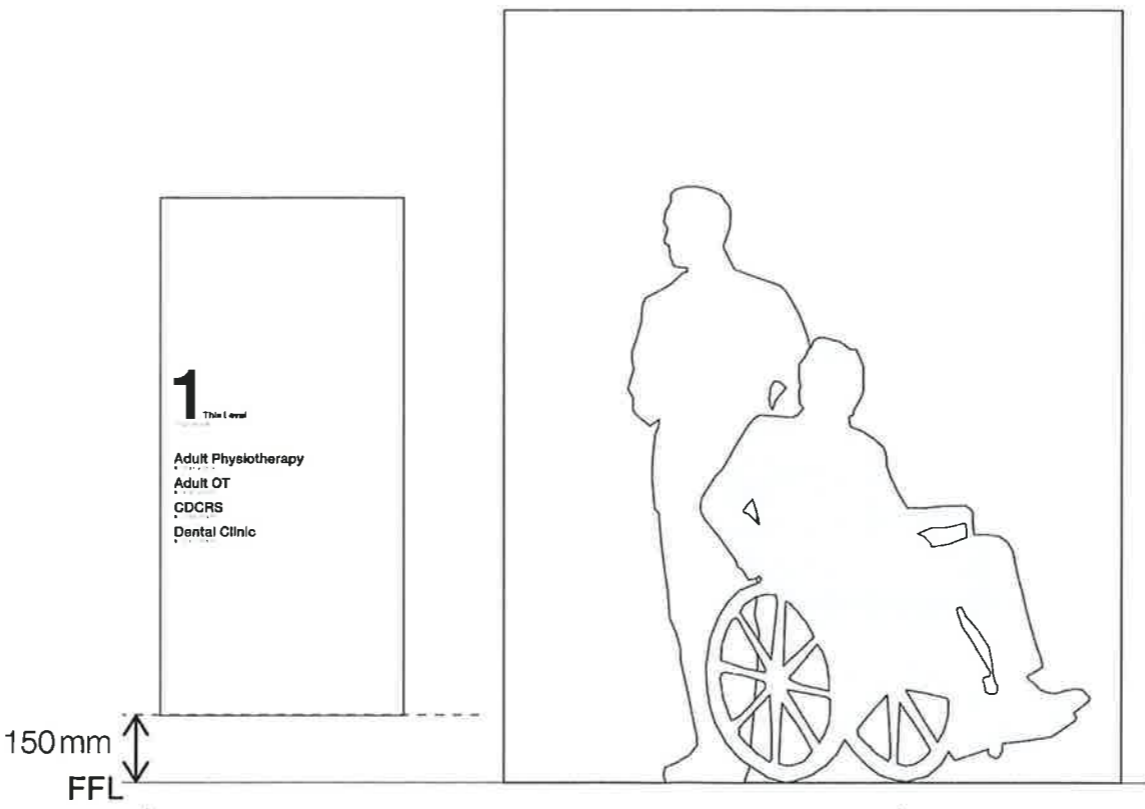
granted on the 28/4/16

Signed N. Stamp

Sheet No. 34 of 52

TYPICAL SUB LIFT DIRECTORY SIGNS
LEVEL 1

3mm thick natural anodised sign panel with digitally printed graphics on clear self adhesive vinyl & protective satin clear laminate.
 '1' is 20mm thick frosted acrylic, colour Arctic Blue with opaque backing. Conceal fixed to wall.
 All signs to have Braille.



NOTE: text to be confirmed



NSW GOVERNMENT
Planning

Issued under the Environmental Planning and Assessment Act 1979

Approved Application No. SSD 6980

granted on the 28/4/16

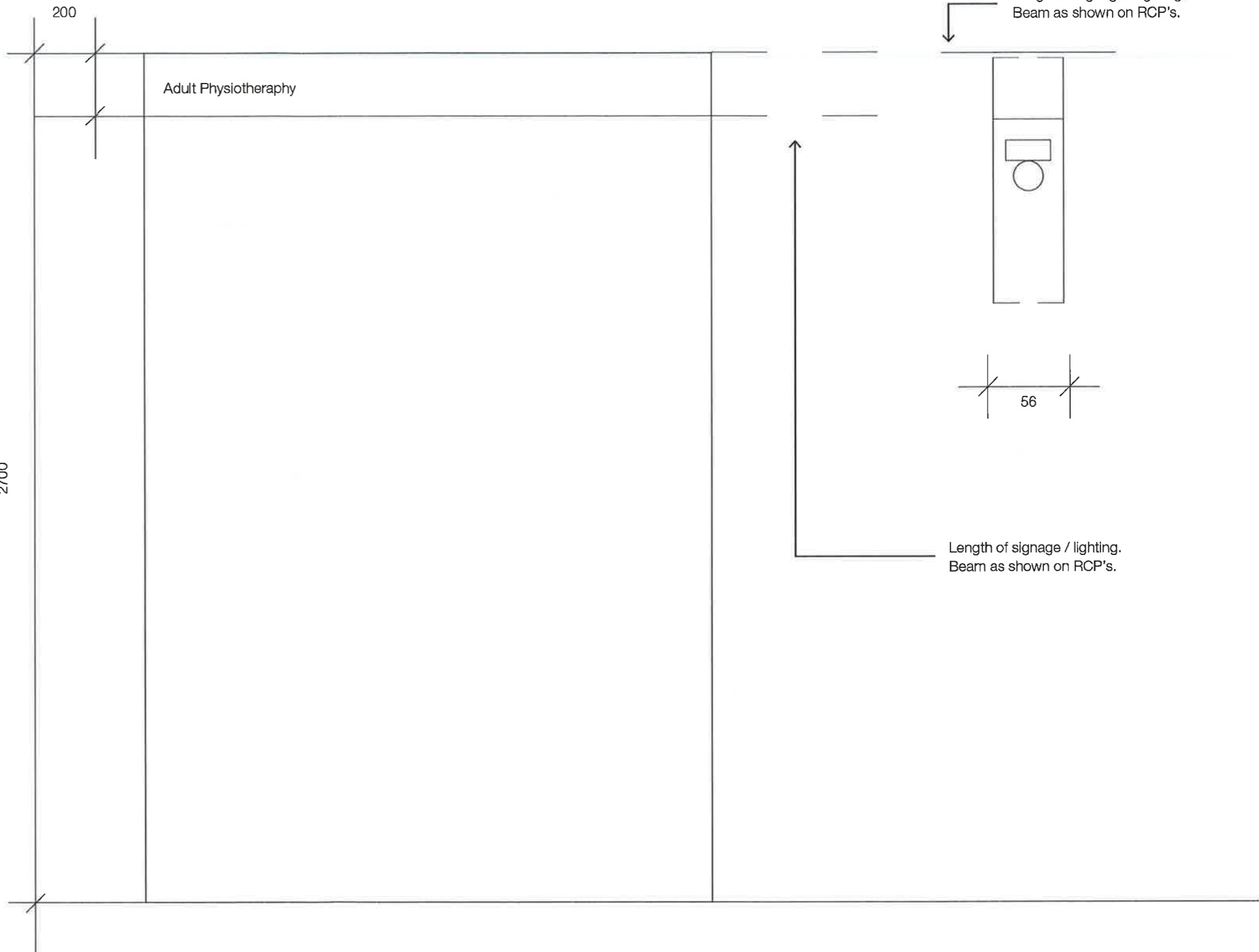
Signed N. Stuy

Sheet No. 35 of 52

TYPICAL CORRIDOR DEPARTMENT IDENTIFICATION

Construction Details

3mm thick natural anodised
aluminium sign panel
conceal fixed to either
side of linear light fitting.
Digitally printed graphics
on clear self adhesive
vinyl and protective
satin clear laminate.
Conceal fixed to sealing.



North | Principal Consultant



Project
Manager



Client



Health
Infrastructure

BROOKVALE COMMUNITY HEALTH CENTRE
612-624 PITTWATER ROAD, BROOKVALE, NSW.

Drawing
SIGNAGE PLAN

Drawing No

CHC-BV-AR-SSD-806

Rev

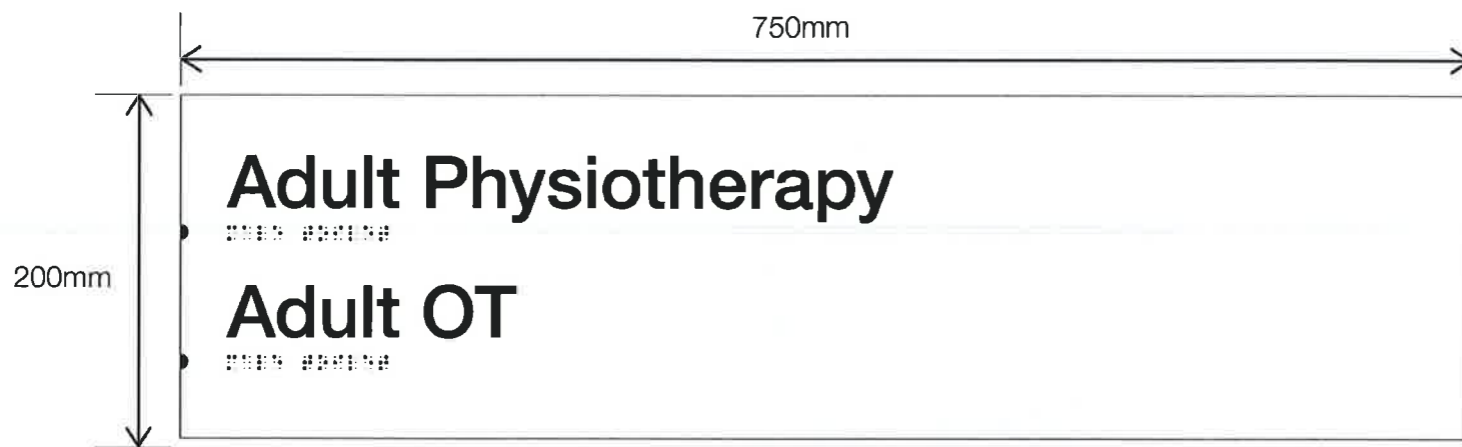
2

Issue Date

15/09/15

Scale

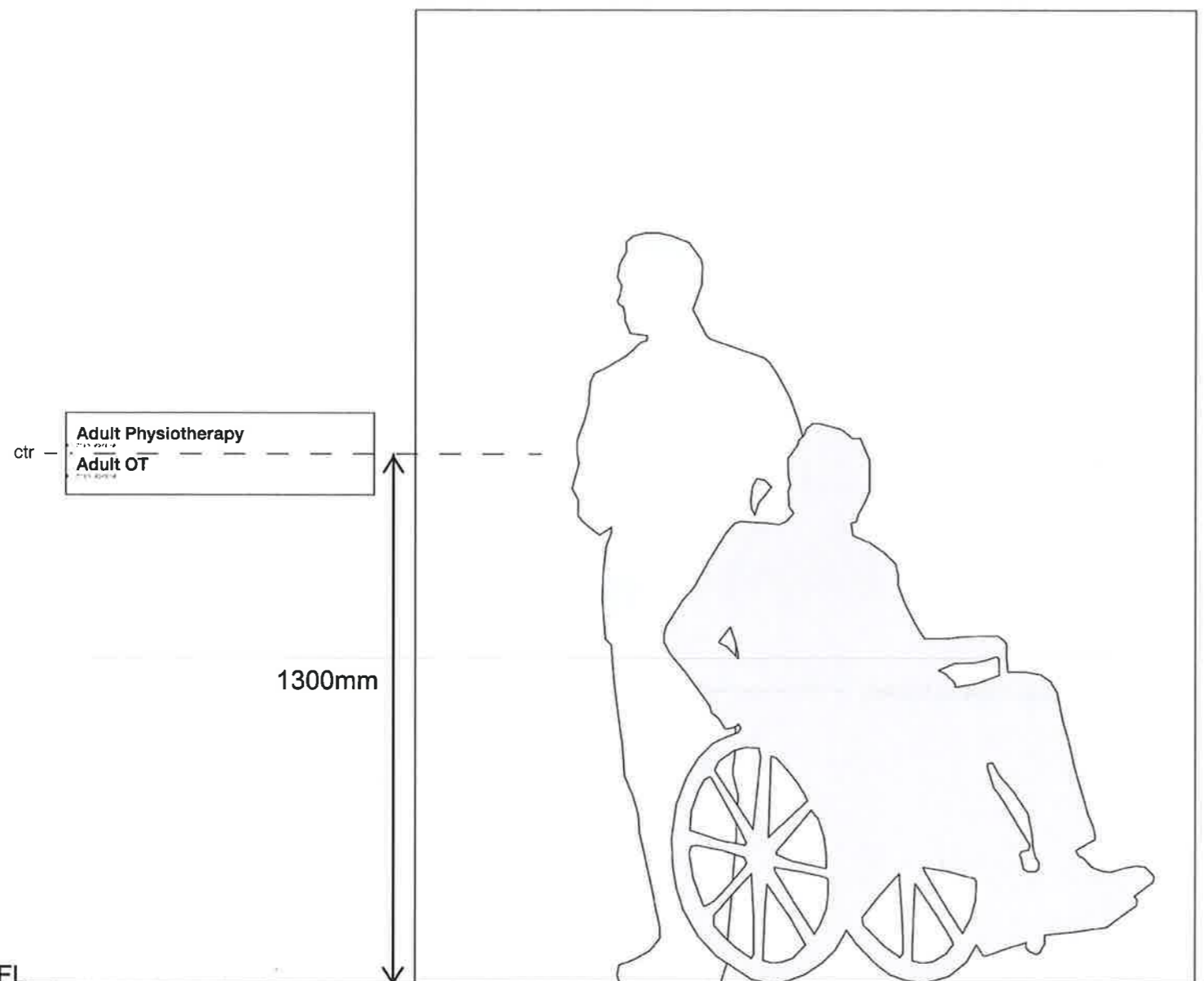
NTS
AT A3 SIZE




TYPICAL DEPARTMENT ENTRY SIGNS

Construction Details

3mm thick natural anodised aluminium sign panel with digitally printed graphics on clear self adhesive vinyl & protective satin clear laminate. Conceal fixed to wall. All signs to have Braille.



NOTE: text to be confirmed

	NSW GOVERNMENT Planning
Issued under the Environmental Planning and Assessment Act 1979	
Approved Application No. <u>SSD 6980</u>	
granted on the <u>28/4/16</u>	
Signed <u>N. Slattery</u>	
Sheet No. <u>36</u> of <u>52</u>	



NSW GOVERNMENT
Planning

Issued under the Environmental Planning and Assessment Act 1979

Approved Application No. SSD 6980

granted on the 28/4/16

Signed [Signature]

Sheet No. 37 of 52

TYPICAL DEPARTMENT ENTRY SIGNS

Construction Details

Full colour cast vinyl digitally printed photographic images reverse applied to 3mm satin clear acrylic (anti-glare) face panels.



All edges to be polished smooth.

Braille strip face adhered with corresponding message / title.

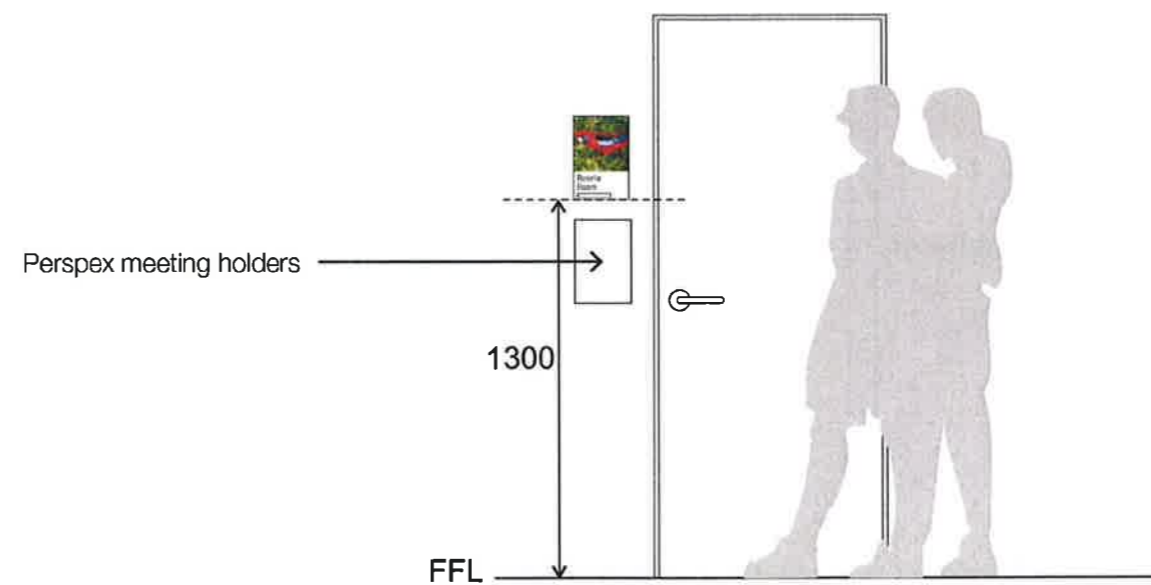
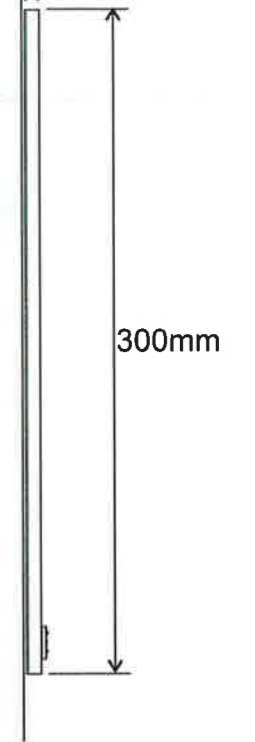
Signs direct adhere to require wall surface areas via 3M VHB double sided tape & silicone.

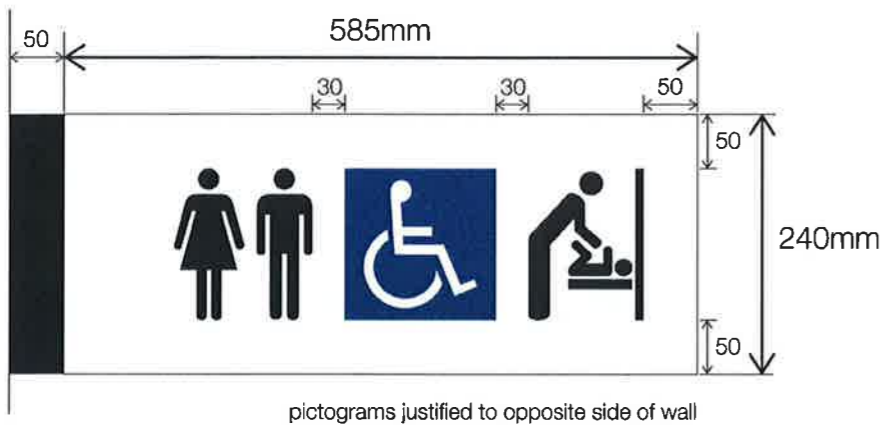
Perspex meeting holders. Details to be confirmed.

SAMPLE (FACE VIEW)

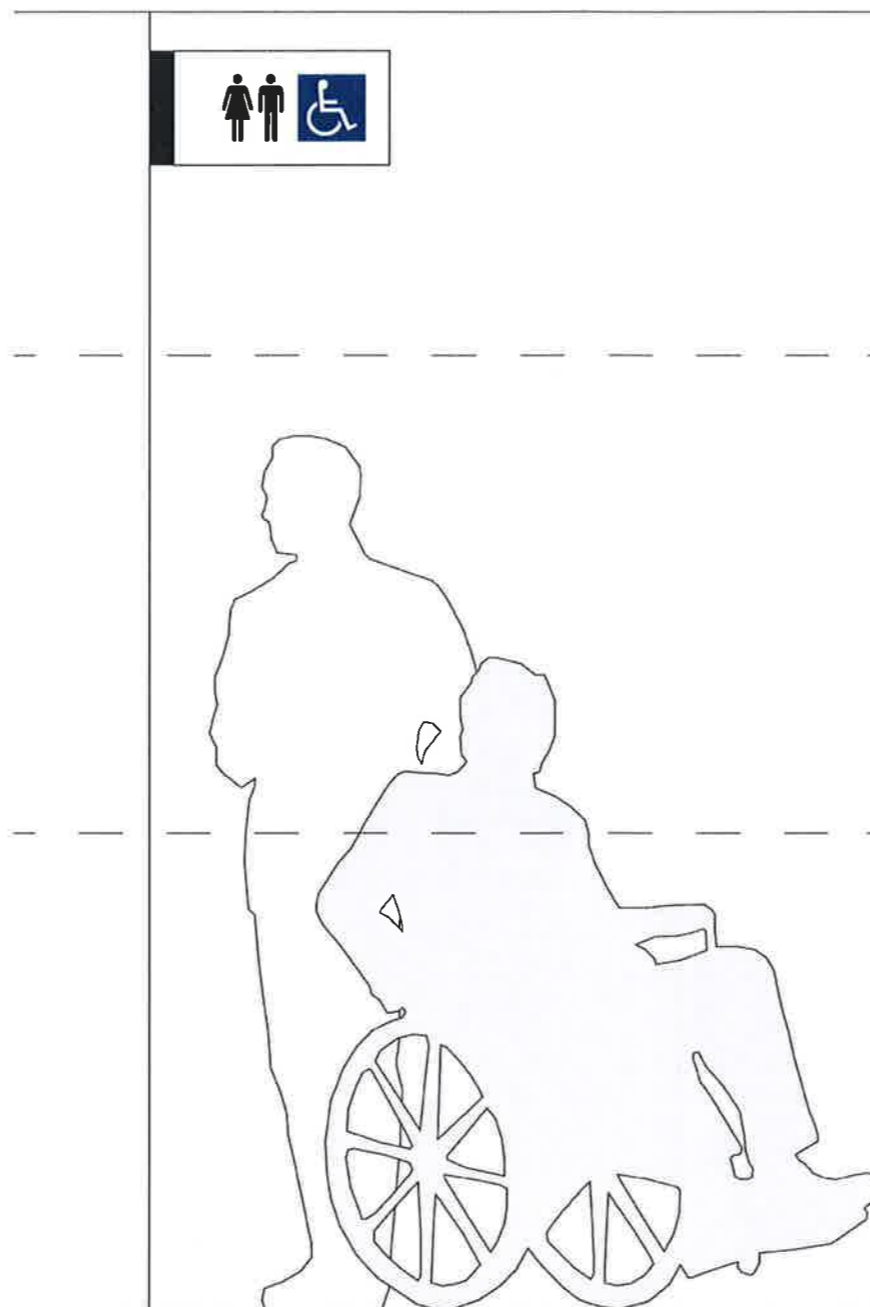
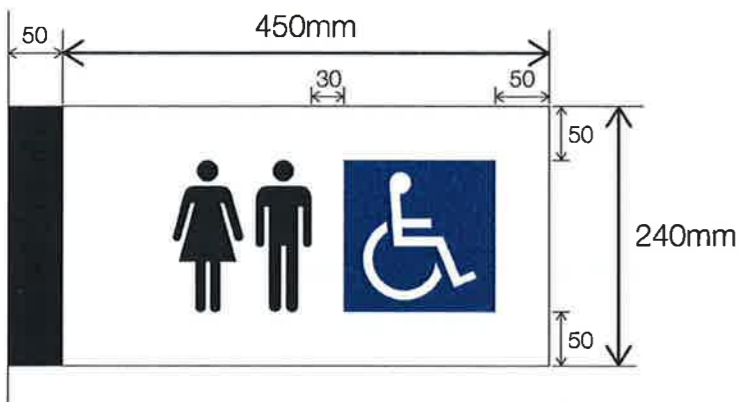


SIDE VIEW






typical location: above entries to public facilities



TYPICAL FACILITIES IDENTIFICATION PROJECTING SIGNS

Construction Detail

Sign frame fabricated from 50x25mm aluminium RHS & 25x25mm aluminium SHS.
 Folded 6mm thick aluminium sign panel with front applied digitally printed graphics on clear self adhesive vinyl with satin clear laminate. Internal fixing tabs welded to back of sign panel.
 Fixed to wall through internal frame. Provide necessary structure within cavity to support sign. Noggin on wall rails as required.

 **NSW GOVERNMENT**
Planning


Issued under the Environmental Planning and Assessment Act 1979

Approved Application No. SSD 6980

granted on the 28/4/16

Signed N. [Signature]

Sheet No. 38 of 52



NSW GOVERNMENT
Planning

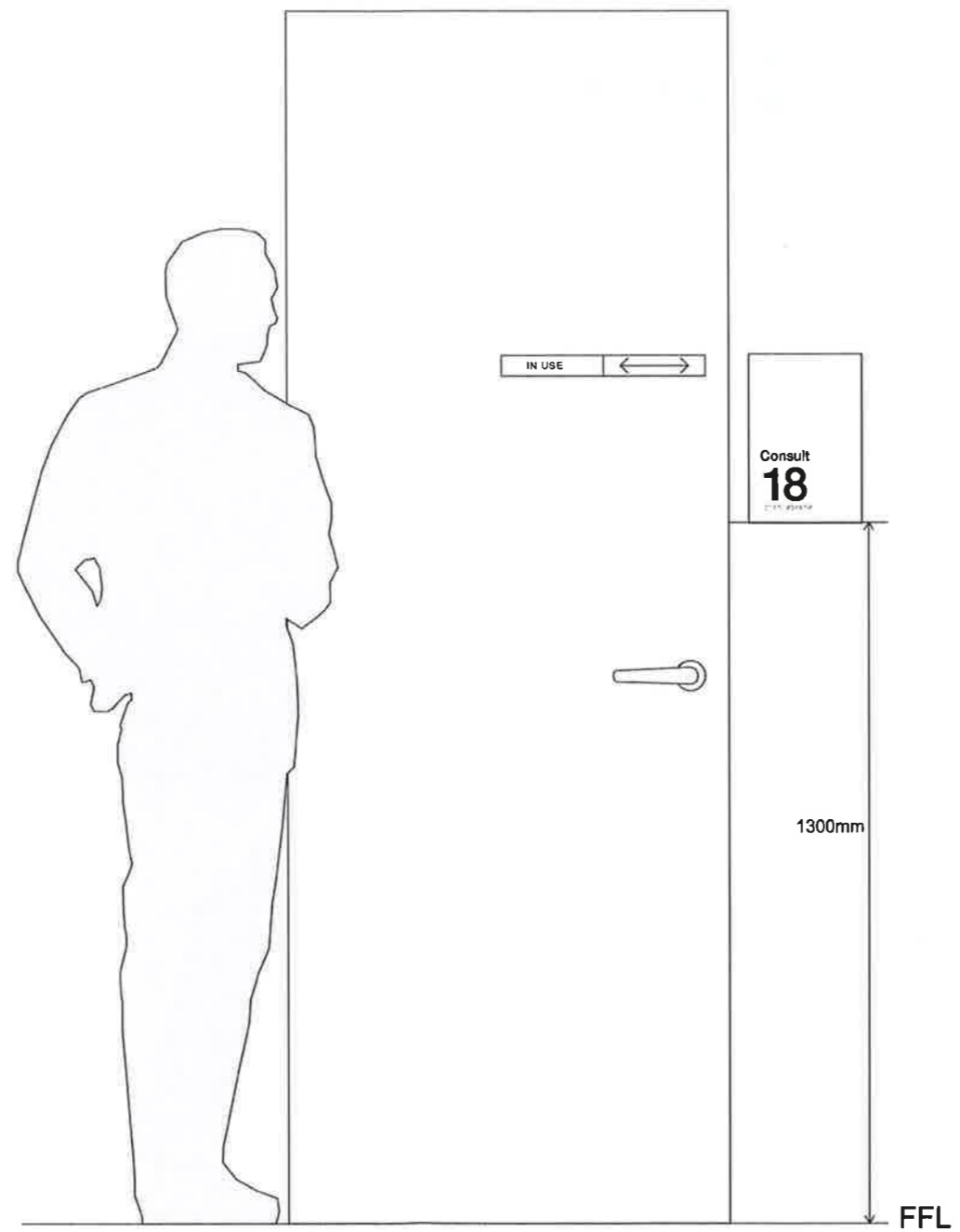
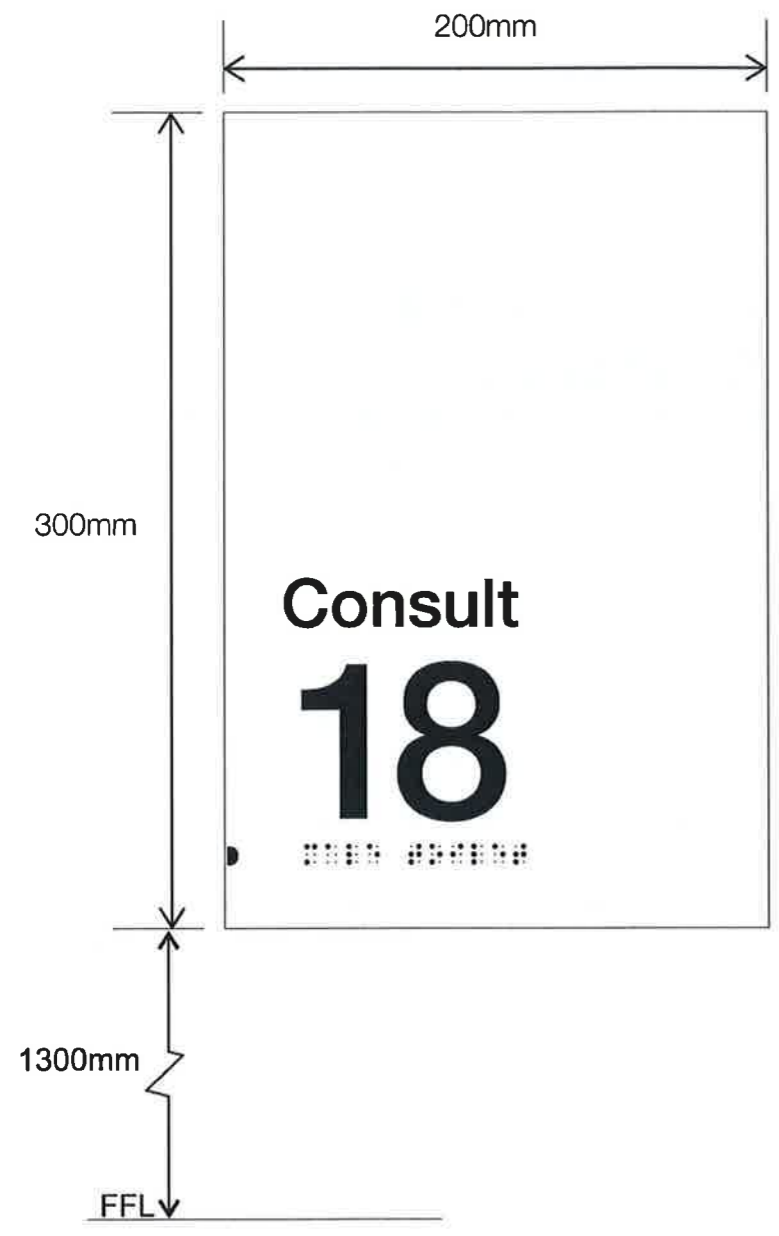
Issued under the Environmental Planning and Assessment Act 1979

Approved Application No. SSD 6980

granted on the 28/4/16

Signed N. Stuy

Sheet No. 39 of 52



TYPICAL ROOM IDENTIFICATION SIGNS

Construction Details


3mm thick anodised aluminium sign panel with digital printed graphics on clear self adhesive vinyl & protective satin clear laminate. VHB tape & silicone fixed to wall.

In Use Slider Sign Natural Anodised

3mm thick anodised aluminium sign panel with coloured printed graphics on self adhesive vinyl and protective satin. VHB tap to door.

NOTE: text to be confirmed

Flexible rooms area to be signed "Consult 1" etc.
Exception of "Podiatry Consult" & "Diabetes Consult".
Vision panel location to be determined on site.
In use slider required for all treatment, consult and interview rooms.


NSW GOVERNMENT
 Planning

Issued under the Environmental Planning and Assessment Act 1979

Approved Application No. SSD 6980

granted on the 28/4/16

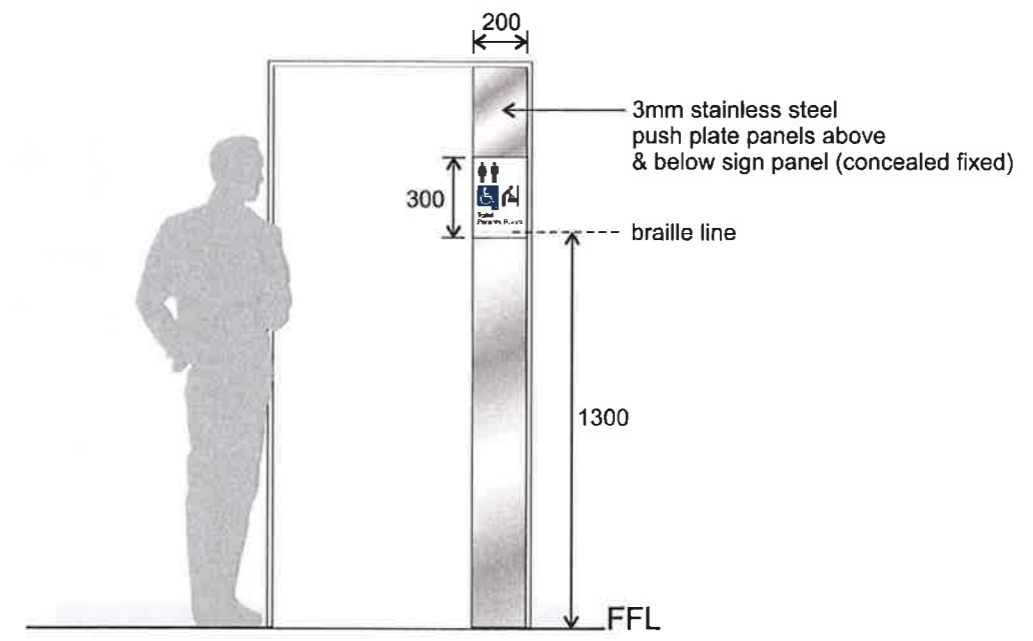
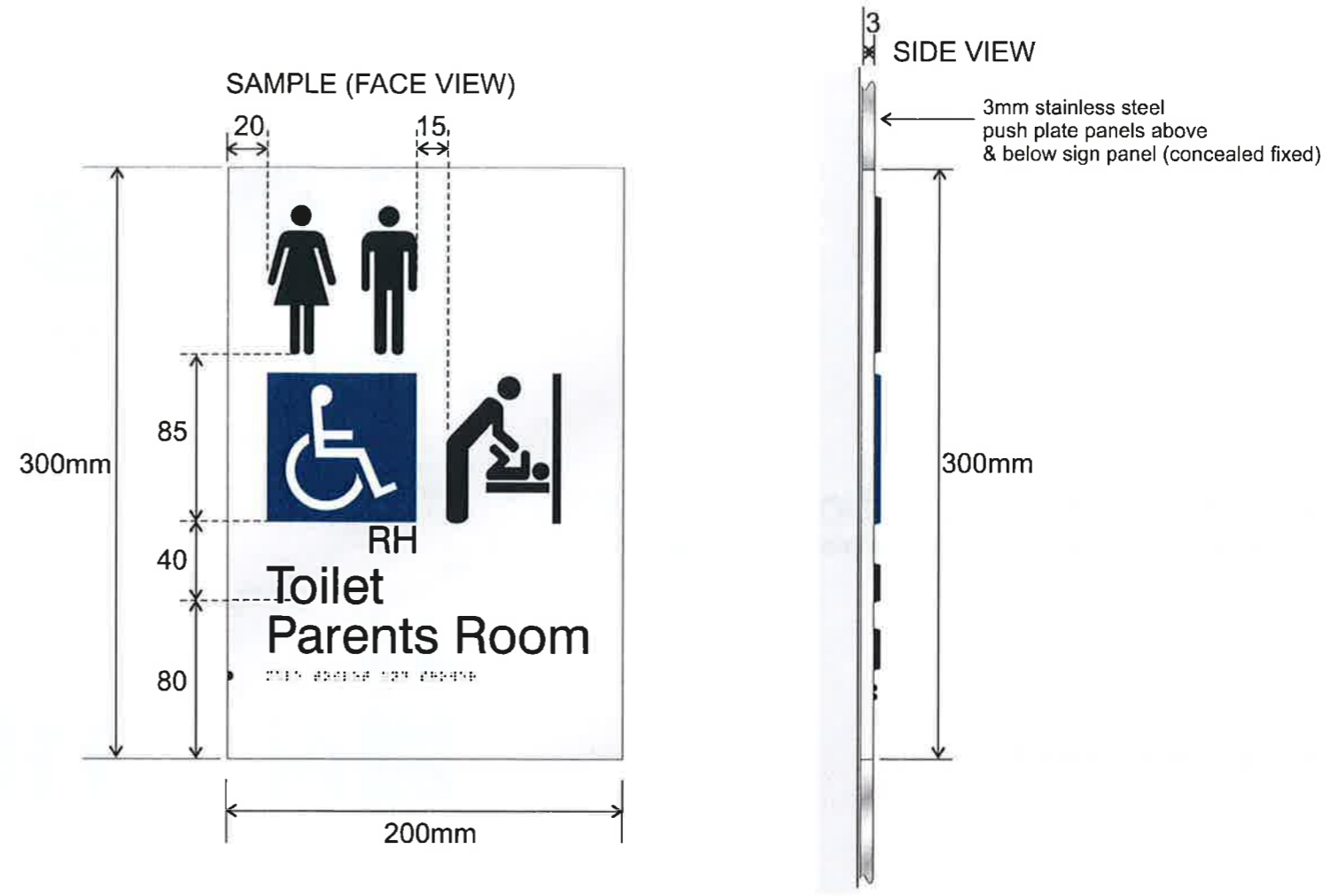
Signed N. Stary

Sheet No. 40 of 52

INTERNAL AMENITIES WALL / DOOR MOUNT

Construction Details

3mm thick satin anodised sign panel with raised tactile lettering and pictogram symbols.
 Grade 1 domed braille located 8mm below letters.
 Sign panel fixed to required areas via 3m VHB double sided tape and silicone.
 Proprietary manufactured signs refer to
 "Brilliant Touch Australia"
www.brillianttouch.com.au
 or
 "Hillmount Signs Australia"
www.hillmountbraillesigns.com.au



INTERNAL AMENITIES WALL / DOOR MOUNT

Braille Sign (Sample) Types

S5a



Staff Only
unisex ambulant staff shower
(braille "unisex ambulant staff shower")

S5b



Unisex Toilet & Shower
(braille "unisex toilet & shower - Left hand rail")

S5c



Unisex Toilet & Shower
(braille "unisex toilet & shower - Right hand rail")

S5d



Male Ambulant Toilet
(braille "male ambulant toilet")

S5e



Unisex Ambulant Toilet
(braille "unisex ambulant toilet")

S5f



Toilet Parents Room
(braille "unisex accessible toilet & parents room - Right hand rail")

S5g



Toilet
(braille "unisex accessible toilet - Right hand rail")

S5h



Toilet
(braille "unisex accessible toilet - Left hand rail")

S5i



Female Ambulant Toilet
(braille "female ambulant toilet")

S5j




Parents Room
(braille "parents room")

S5k



Toilet Parents Room
(braille "unisex accessible toilet & parents room - Left hand rail")


NSW GOVERNMENT
 Planning

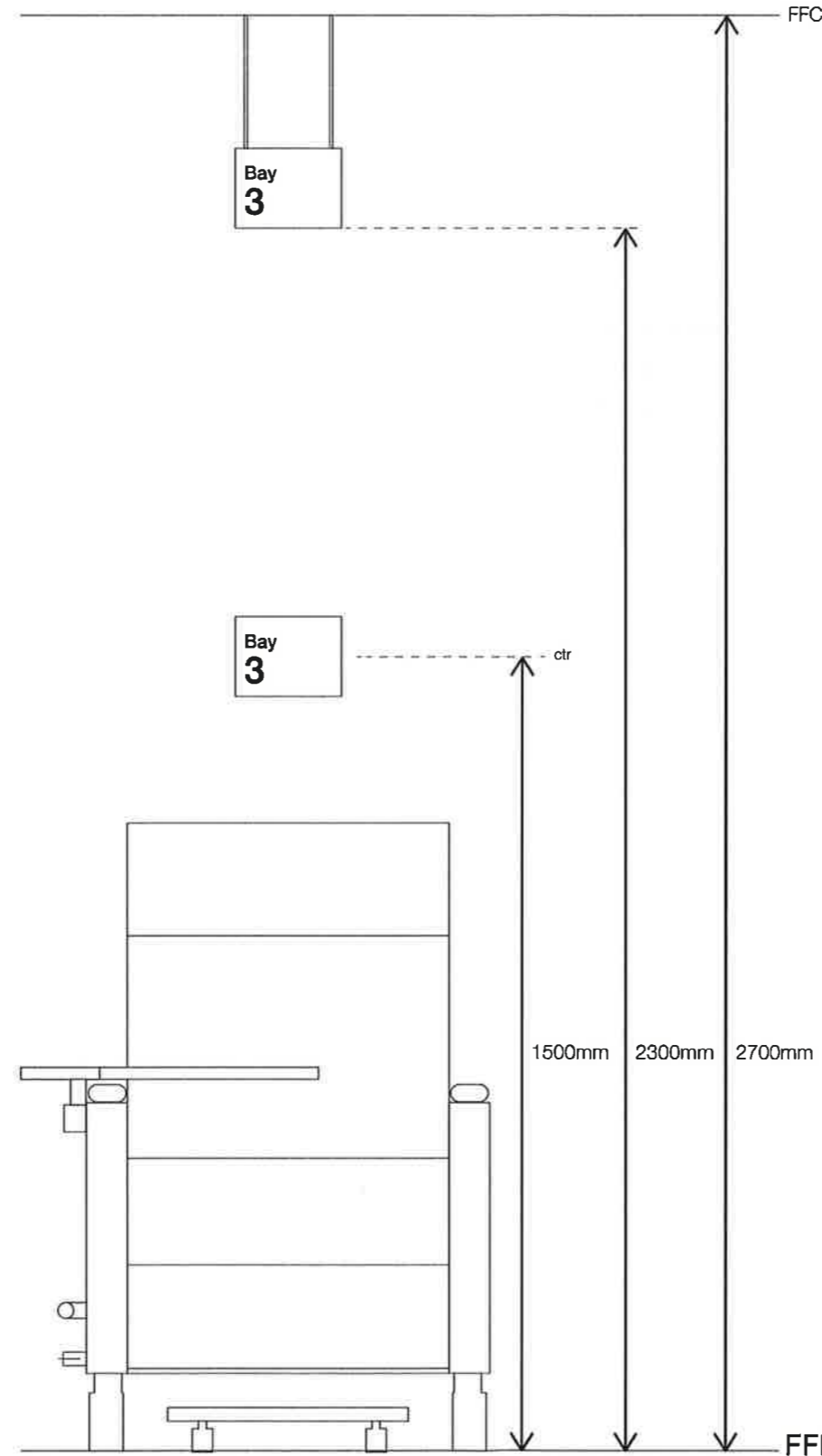
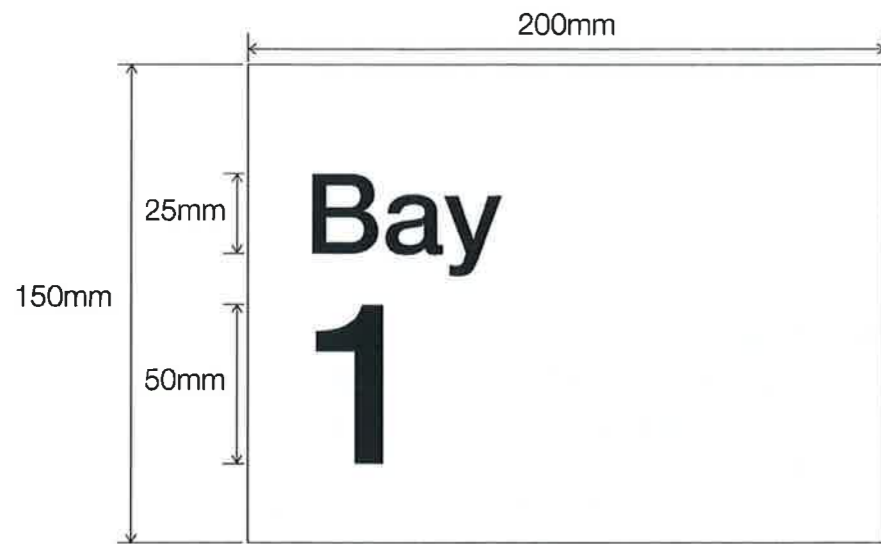
Issued under the Environmental Planning and Assessment Act 1979

Approved Application No. SSD 6980

granted on the 28/4/16

Signed N. Steyer

Sheet No. 41 of 52



TYPICAL CHAIR BAY SIGNS - HANGING & WALL MOUNTED

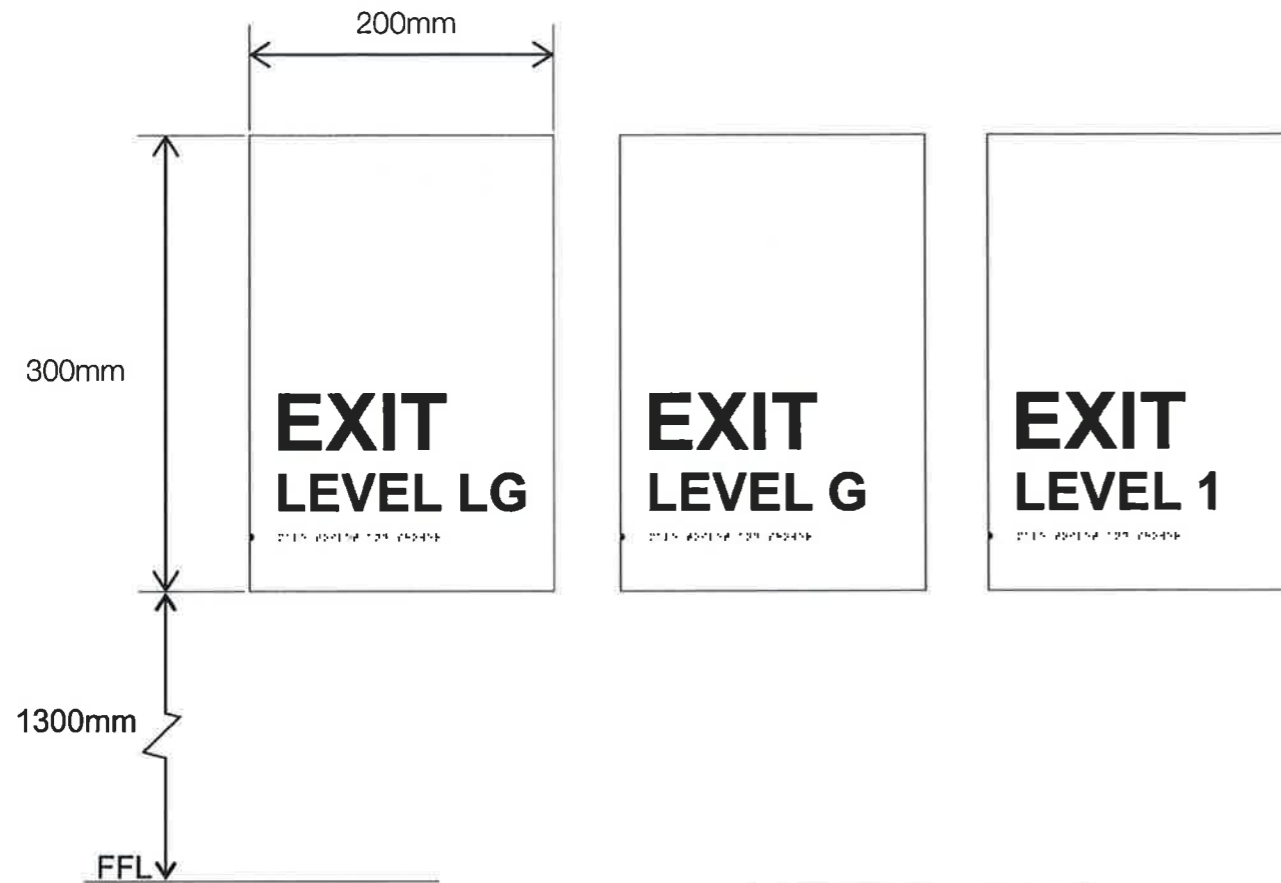
Construction Detail

3mm thick anodised aluminium sign panel with digitally printed graphics on clear self adhesive vinyl & protective satin clear laminate.
 Sign panel suspended via stainless steel cable support and top edge panel support (XPosition XPOC11 - ph 03 9768 3996 or similar).
 Fixing hardware to suit ceiling. ø6mm CHS sleeve over cable to reduce dust collection. ø40mm x 2mm thick aluminium ceiling disc to conceal fixings. Painted white.
 Wall signs to be concealed fixed.

	NSW GOVERNMENT Planning
Issued under the Environmental Planning and Assessment Act 1979	
Approved Application No... 550 6980	
granted on the... 28/4/16	
Signed... N. Stuy	
Sheet No... 42 of... 52	

TYPICAL EXIT SIGNS

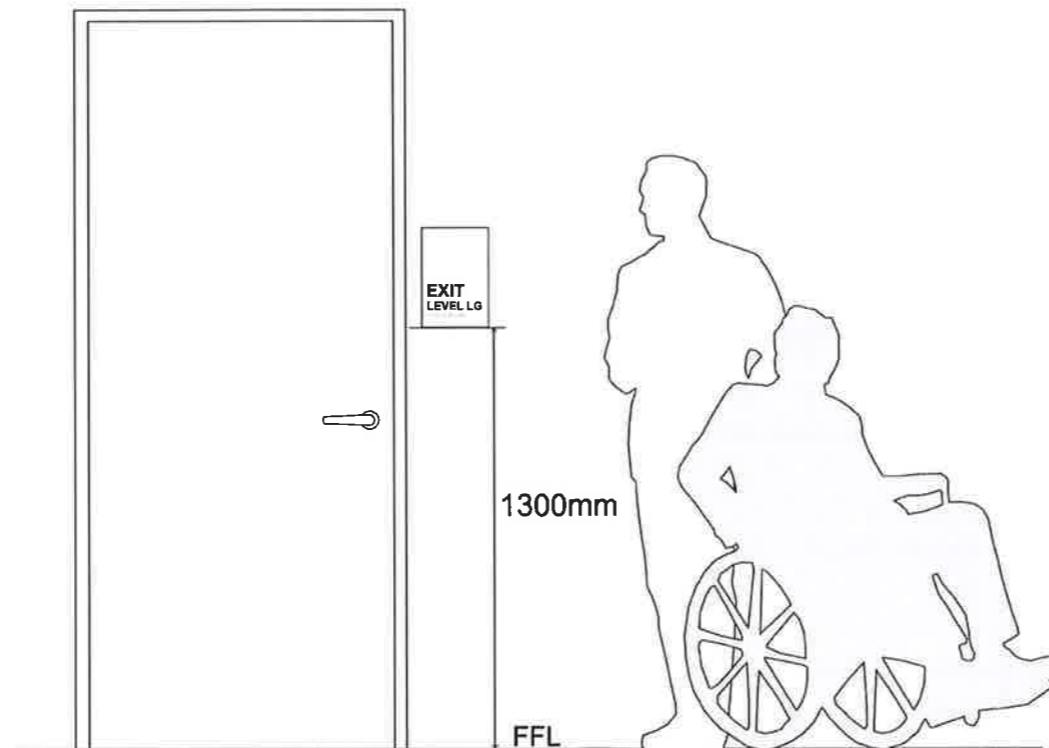
EX





Construction Details

3mm thick aluminium backing panel with digital printed graphics on clear self adhesive vinyl & protective satin clear laminate.

Fix sign panel with double sided tape or adhesive to door.
3mm thick stainless steel panels above & below sign.
All signs to have Braille.



	NSW GOVERNMENT Planning
Issued under the Environmental Planning and Assessment Act 1979	
Approved Application No.....	SSD 6980
granted on the.....	28/4/16
Signed.....	
Sheet No.....	43 of 52

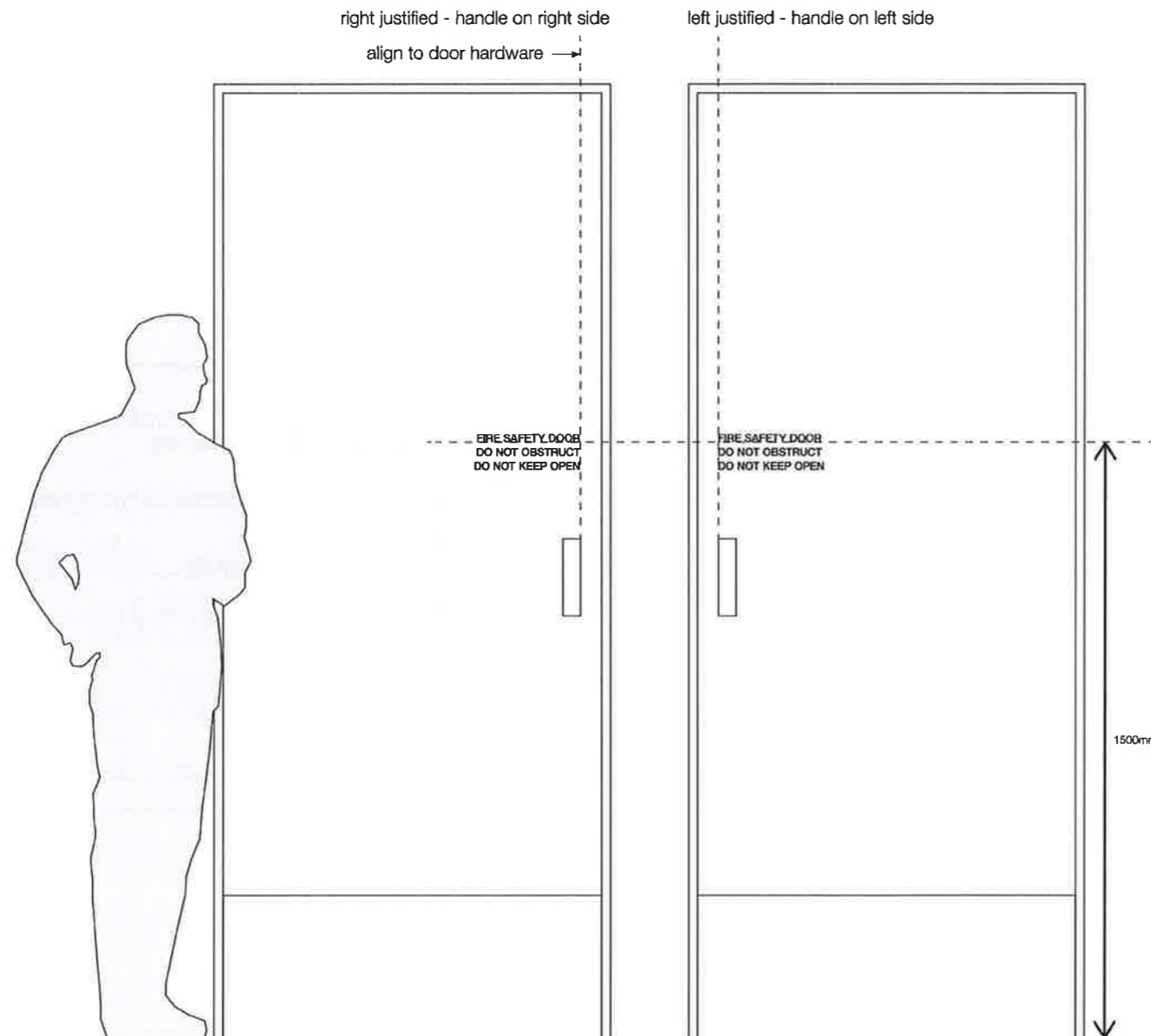
20mm
35mm
FIRE SAFETY DOOR
DO NOT OBSTRUCT
DO NOT KEEP OPEN


20mm
35mm
FIRE SAFETY DOOR
DO NOT OBSTRUCT
DO NOT KEEP OPEN

TYPICAL FIRE SAFETY DOORS SIGNS

Construction Details

Front applied cut out self adhesive vinyl letters, front applied direct to door.



	NSW GOVERNMENT Planning
Issued under the Environmental Planning and Assessment Act 1979	
Approved Application No. <u>SSD 6980</u>	
granted on the <u>28/4/16</u>	
Signed <u>N. Stupp</u>	
Sheet No. <u>44</u> of <u>52</u>	

50mm
85mm
FIRE HOSE REEL
FIRE HYDRANT
FIRE EXTINGUISHER
FIRE INDICATOR PANEL

FIRE HOSE REEL
FIRE HYDRANT
FIRE EXTINGUISHER
FIRE INDICATOR PANEL

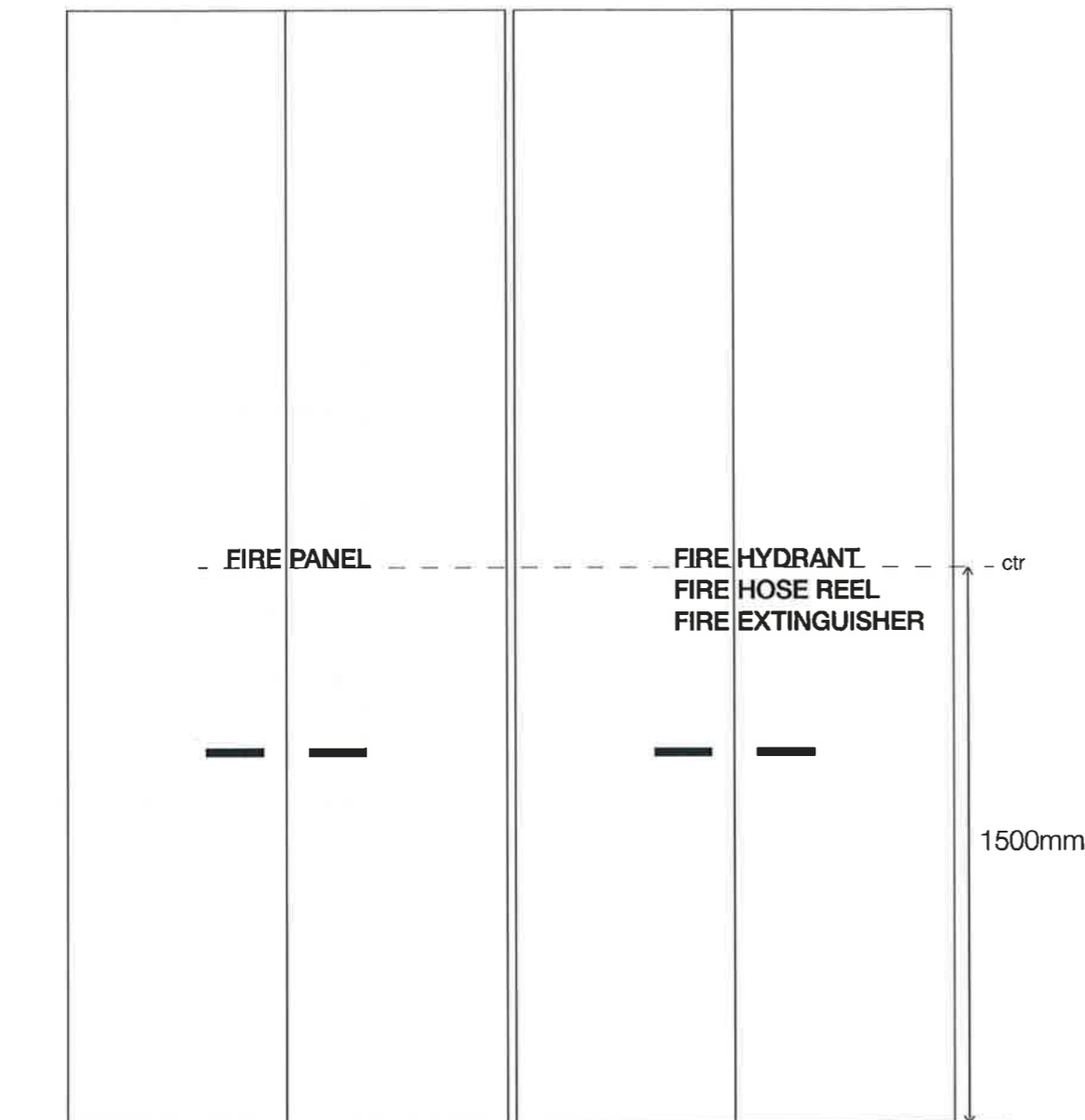
50mm
85mm



**TYPICAL FIRE HOSE REEL
CUPBOARD DOORS**



Construction Details

Front applied cut out self adhesive vinyl letters front applied direct to door.



	NSW GOVERNMENT Planning
<i>Issued under the Environmental Planning and Assessment Act 1979</i>	
Approved Application No.....	SSD 6980
granted on the.....	28/4/16
Signed.....	
Sheet No.....	45 of 52

20mm **Communications**

20mm **Plant Room**

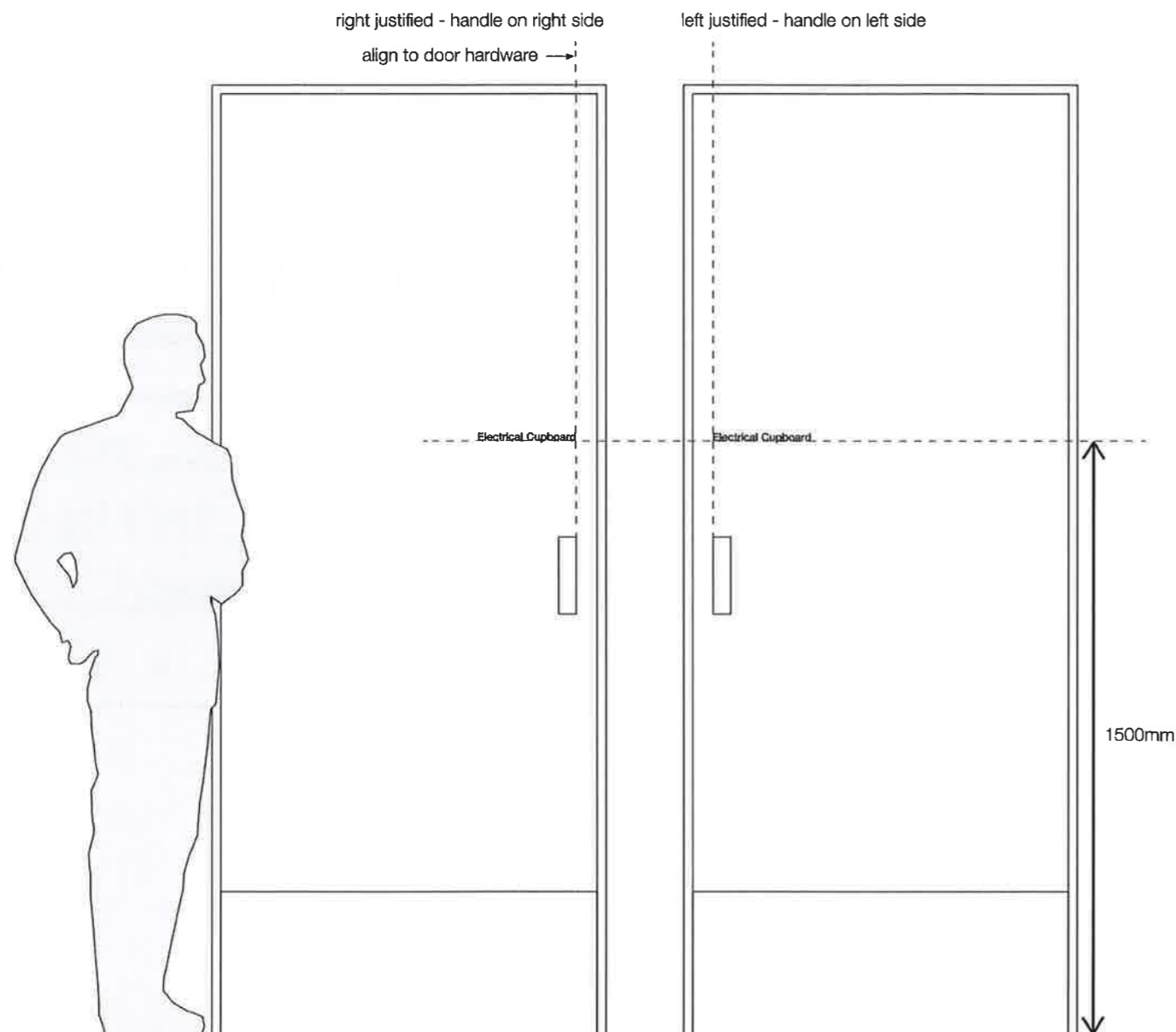
20mm **Electrical Cupboard**

20mm **Electrical Distribution Board**

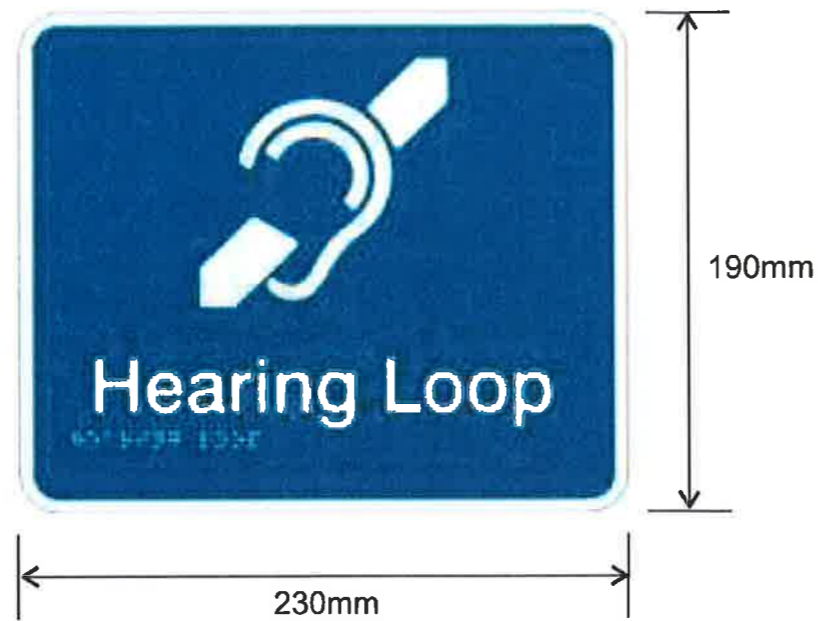
TYPICAL UTILITY ROOM SIGNS

Construction Details

Front applied cut out self adhesive vinyl letters, front applied direct to door.



	NSW GOVERNMENT Planning
Issued under the Environmental Planning and Assessment Act 1979	
Approved Application No. <u>SSD 6980</u>	
granted on the <u>28/4/16</u>	
Signed <u>N. Stupp</u>	
Sheet No. <u>46</u> of <u>52</u>	

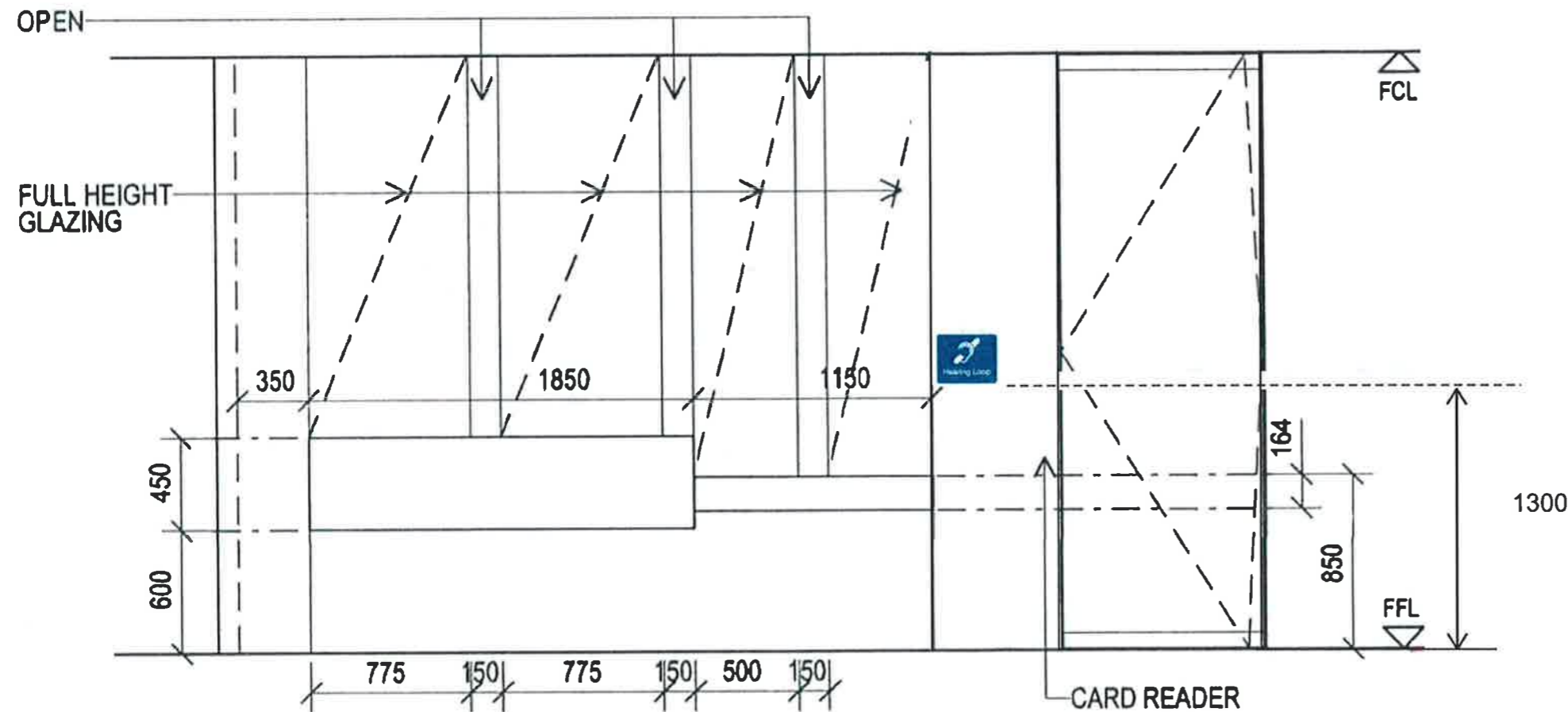


HEARING LOOP NOTICE (W/ BRAILLE)

HL

Construction Details

Premium acrylic braille sign with raised WHITE lettering & symbol on BLUE background.
 Comply to AS 1428.1:2009, BCA Requirements(D3.6) and the Uniform Braille Code.
 Conceal fix (adhere) to required areas
 - Reception area on Ground Level
 - Oral Health Reception counter on Level 1



ELEVATION

G.50

	NSW GOVERNMENT Planning
Issued under the Environmental Planning and Assessment Act 1979	
Approved Application No... <u>SSD 6980</u>	
granted on the... <u>28/4/16</u>	
Signed... <u>N. Stuy</u>	
Sheet No... <u>47</u> ...of... <u>52</u>	



NSW GOVERNMENT
Planning

Issued under the Environmental Planning and Assessment Act 1979

Approved Application No. SSD 6980

granted on the 28/4/16

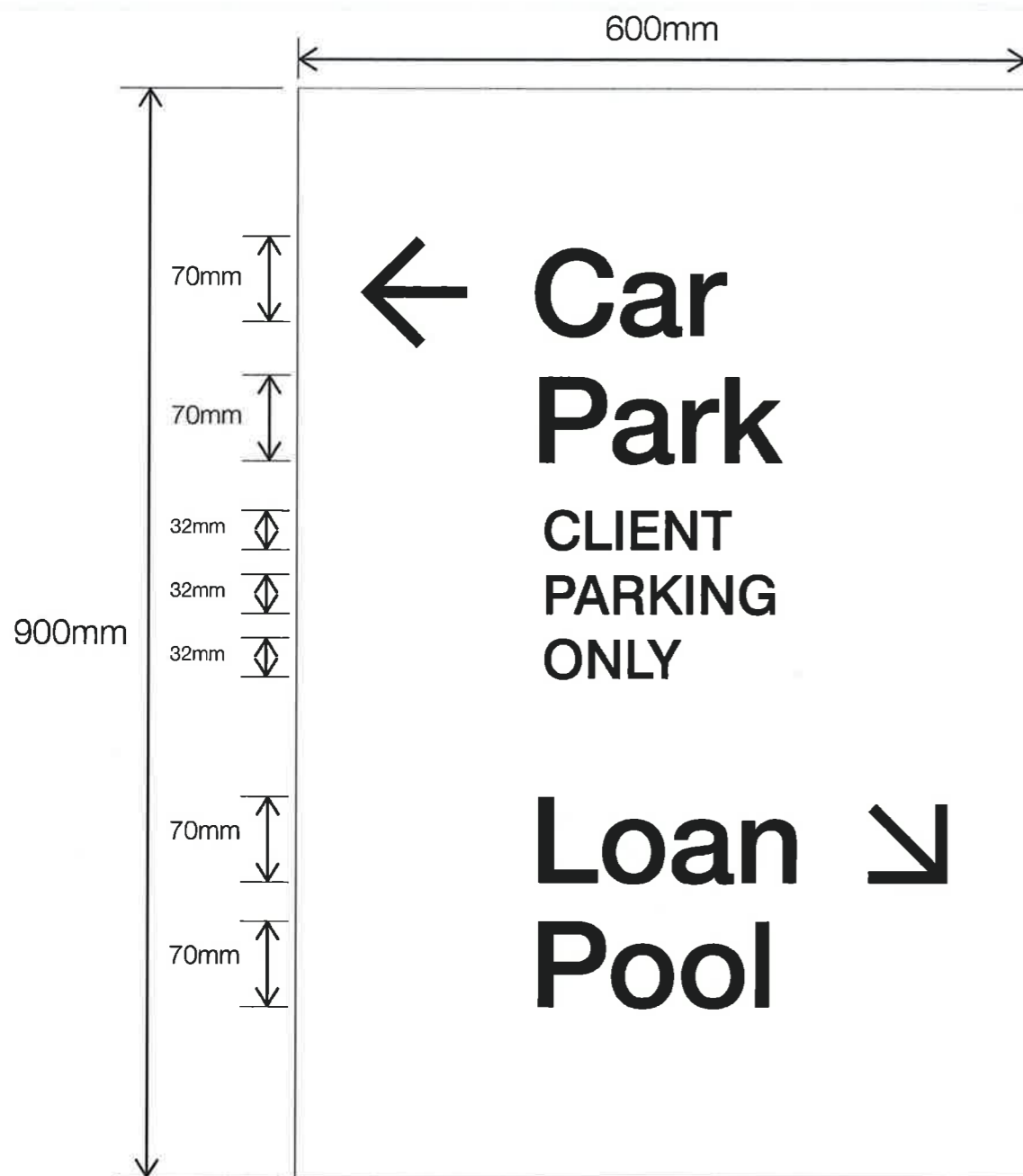
Signed N. Stuy

Sheet No. 48 of 52

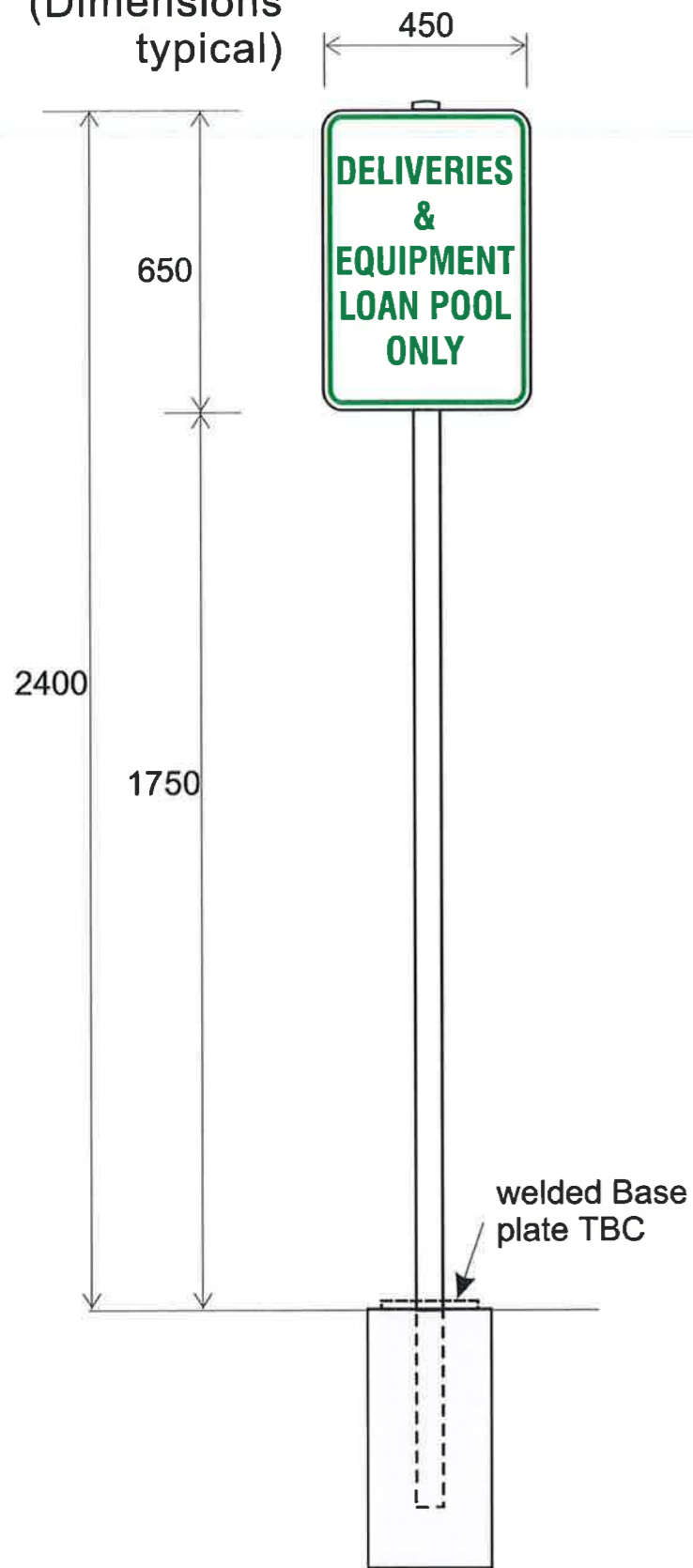
TYPICAL EXTERNAL DIRECTIONAL SIGNS

Sign to be sprayed 2 pac polyurethane to match Dulux
Precious Kinetic Gunmetal Kinetic 8115K.
Arrows & text to be cut out white vinyl.
All fixings to be concealed.

NOTE: text to be confirmed




(Dimensions typical)



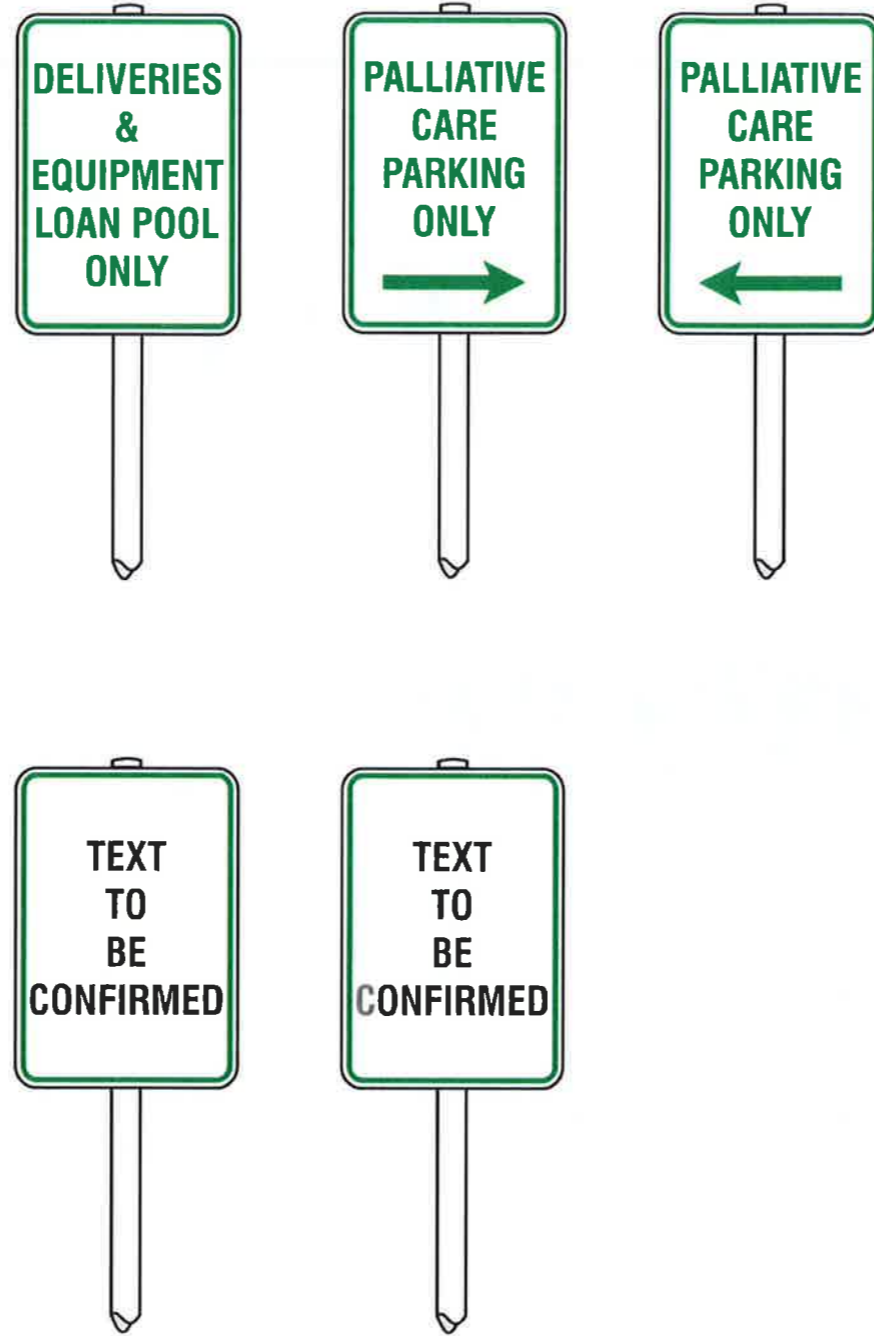
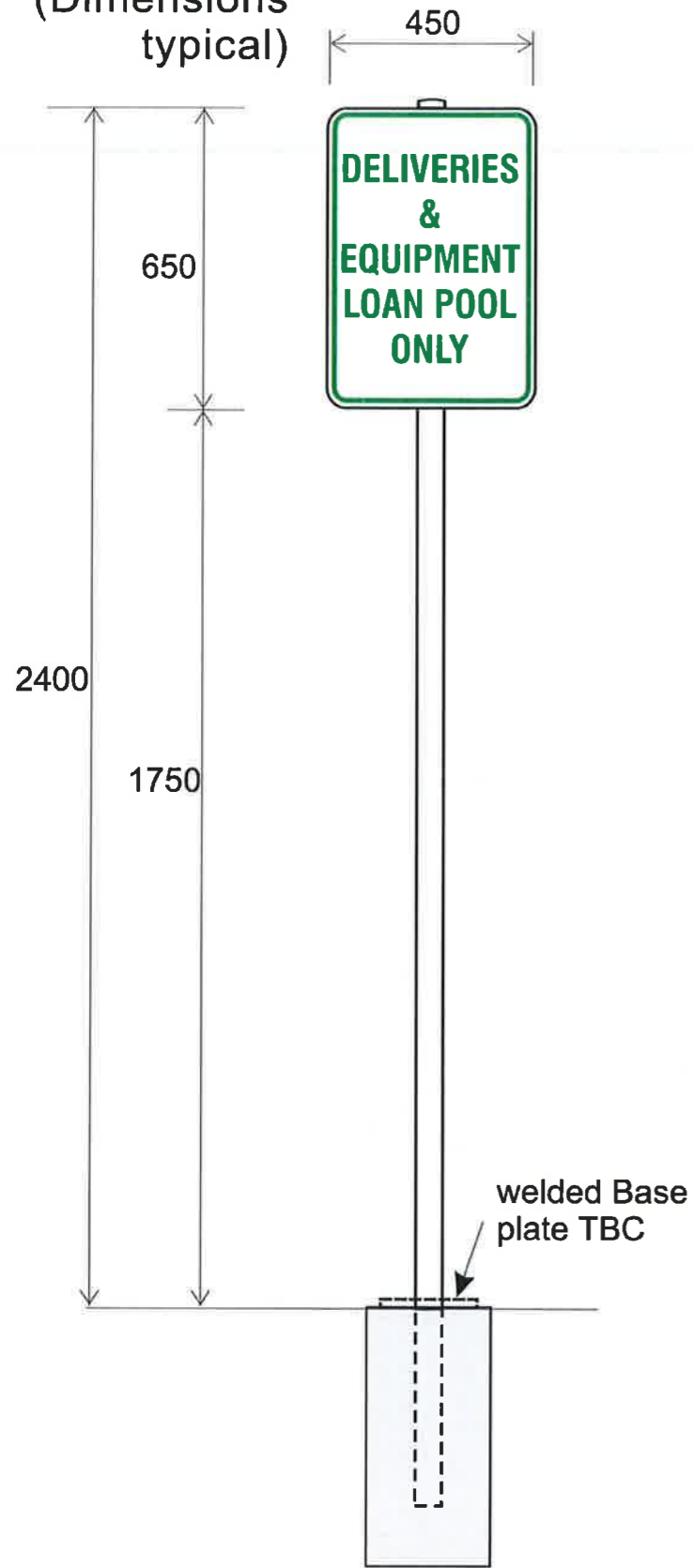
EXTERNAL CAR PARKING (PANEL & POST MOUNTED)

Construction Details

2mm aluminium sign panels with applied U.V laminated cast vinyl colour digital print messaging. Sign panels are mounted to 60mm diam. galvanised round posts. Post caps required to top. Welded base plates may be required upon site survey of required location areas (signpost to be cored / concreted into asphalt or ground.)

	NSW GOVERNMENT Planning
Issued under the Environmental Planning and Assessment Act 1979	
Approved Application No.....	SSD 6980
granted on the.....	28/4/16
Signed.....	<i>N. Smith</i>
Sheet No.....	49 of 52

(Dimensions typical)



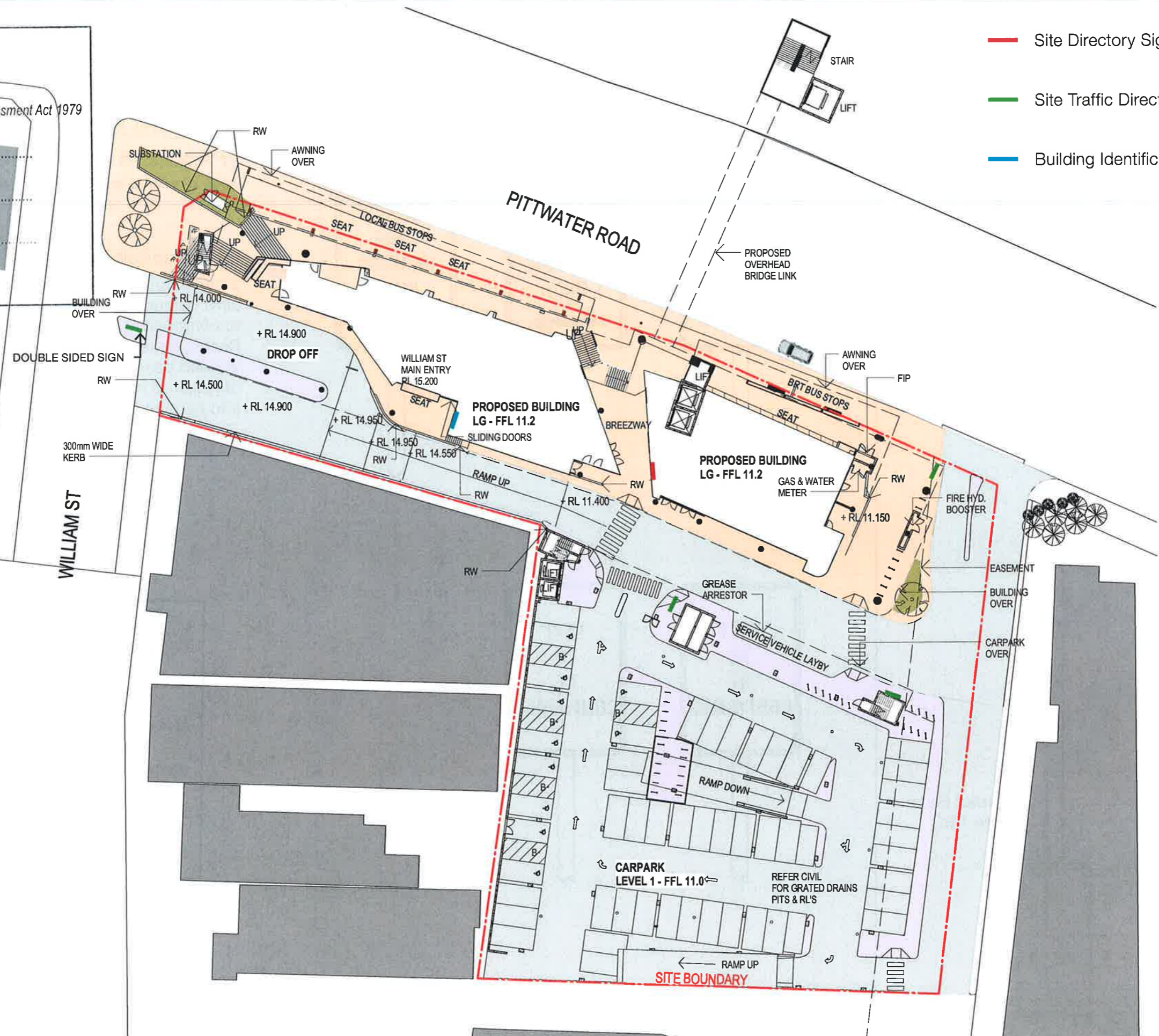
EXTERNAL CAR PARKING (PANEL & POST MOUNTED)

Construction Details

2mm aluminium sign panels with applied U.V laminated cast vinyl colour digital print messaging. Sign panels are mounted to 60mm diam. galvanised round posts.
 Post caps required to top.
 Welded base plates may be required upon site survey of required location areas (signpost to be cored / concreted into asphalt or ground.)

	NSW GOVERNMENT Planning
<i>Issued under the Environmental Planning and Assessment Act 1979</i>	
Approved Application No.....	SSD 6980
granted on the.....	28/4/16
Signed.....	<i>N. King</i>
Sheet No.....	50 of 52

- Site Directory Sign
- Site Traffic Directional Sign
- Building Identification Sign





NSW GOVERNMENT
Planning

Issued under the Environmental Planning and Assessment Act 1979

Approved Application No. SSD 6980

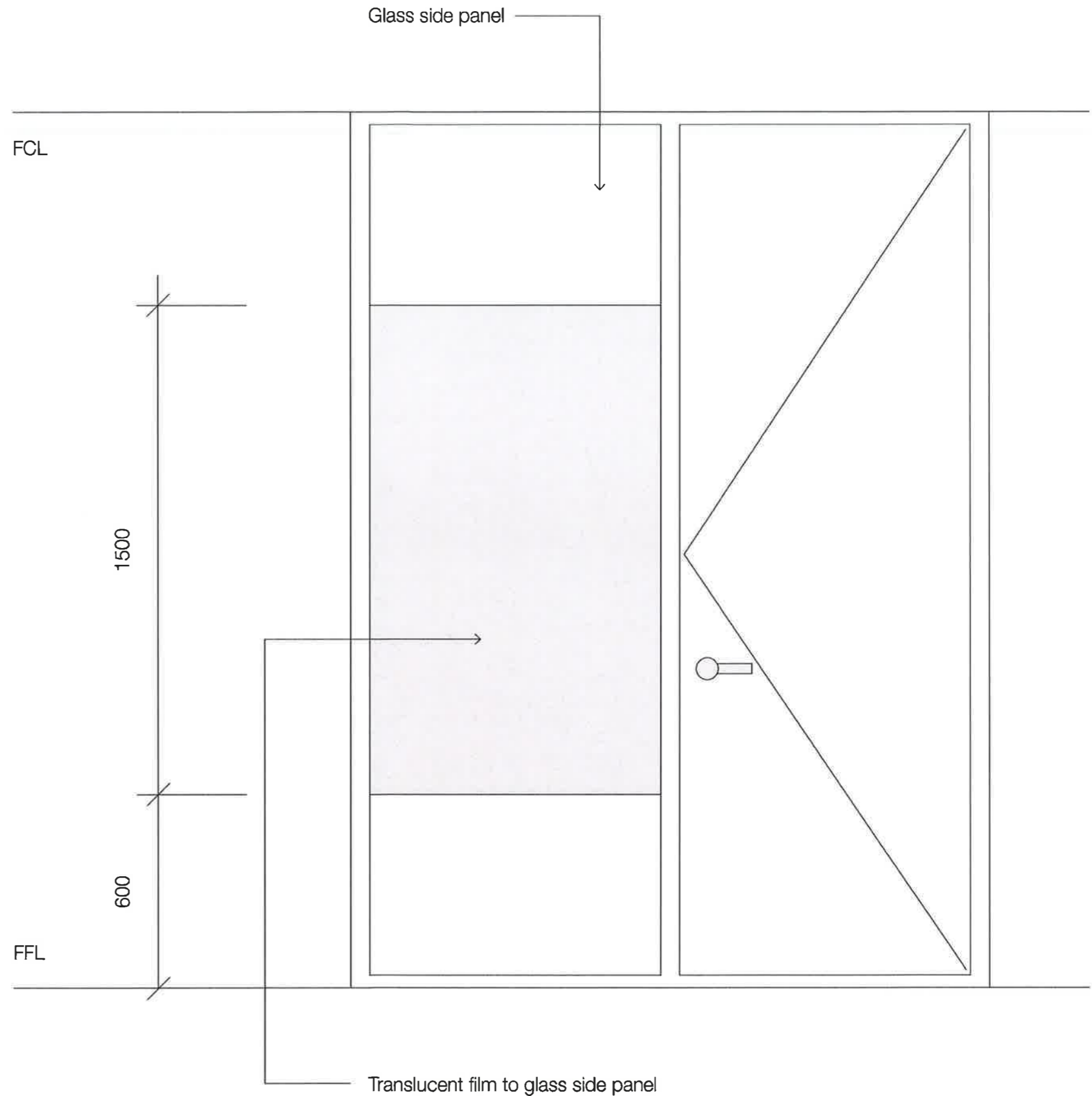
granted on the 28/4/16

Signed N. Stuy

Sheet No. 52 of 52

Typical Elevation of Office

Indicating extent of translucent film to glass side panel



North | Principal Consultant



Project Manager



Client



Health Infrastructure

BROOKVALE COMMUNITY HEALTH CENTRE
612-624 PITTWATER ROAD, BROOKVALE, NSW.

Drawing
SIGNAGE PLAN

Drawing No

CHC-BV-AR-SSD-823

Rev

2

Issue Date

15/09/15

Scale

NTS
AT A3 SIZE