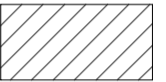












KEY PLAN



LEGEND

-  VOID
-  CONCRETE IN-SITU STRUCTURAL WALL
-  CARS
-  KWH BICYCLE STORE
-  RESIDENTIAL STORAGE (FITOUT AND USE)
-  RETAIL STORAGE (FITOUT AND USE)
-  EXTENT OF SHARED BASEMENT FACILITIES
-  EXTENT OF RESIDENTIAL TOWER FACILITIES (FITOUT AND USE)
-  PERIMETER RETAINING WALL COVERED UNDER SSD5897

NOTES
BASEMENT CONSTRUCTION UNDER SEPARATE DEVELOPMENT APPLICATION SSD 6960

AMENDMENTS ON THIS DRAWING RELATE TO THE KEY AND COLOURING.

CLOUDING REFLECTS CHANGES WHICH IMPACTS R5

1. CAR SPACE UNALLOCATED FROM R5
2. CAR SPACE ALLOCATED TO R5
3. STORAGE CAGE UNALLOCATED FROM R5
4. STORAGE CAGE ALLOCATED TO R5

