

Mixed Use Development

242-244 Beecroft Rd, Epping

Section 4.55

© 2021 Site Image (NSW) Pty Ltd ABN 44 801 262 380 as agent for Site Image NSW Partnership. All rights reserved. This drawing is copyright and shall not be reproduced or copied in any form or by any means (graphic, electronic or mechanical including photocopy) without the written permission of Site Image (NSW) Pty Ltd Any license, expressed or implied, to use this document for any purpose whatsoever is restricted to the terms of the written agreement between Site Image (NSW) Pty Ltd and the instructing party.

The contractor shall check and verify all work on site (including work by others) before commencing the landscape installation. Any discrepancies are to be reported to the Project Manager or Landscape Architect prior to commencing work. Do not scale this drawing. Any required dimensions not shown shall be referred to the Landscape Architect for confirmation.

Drawing Schedule

Drawing Number	Drawing Title	Scale
000	Landscape Coversheet	N/A
001	Landscape Plant Schedule and Legend	1:250
002	Ground Floor Masterplan	1:250
003	Tree Retention and Removal Plan	1:250
101	Ground Floor Landscape Plan	1:100
102	Ground Floor Landscape Plan	1:100
103	Ground Floor Landscape Plan	1:100
104	Ground Floor Landscape Plan	1:100
105	Ground Floor Landscape Plan	1:100
106	Ground Floor Landscape Plan	1:100
110	Level 1-5 Masterplan	1:250
111	Level 1-5 Landscape Plan	1:100
120	Level 6-7 Masterplan	1:250
121	Level 6 Landscape Plan	1:100
122	Level 7 Landscape Plan	1:100
123	Level 7 Landscape Plan	1:100
130	Level 16-17 Masterplan	1:250
131	Level 16 Landscape Plan	1:100
132	Level 16 Landscape Plan	1:100
133	Level 17 Landscape Plan	1:100
500	Landscape Maintenance Plan	N/A
501	Landscape Typical Details	As Shown
502	Landscape Typical Details	As Shown
503	Landscape Planting Matrix Details	As Shown
601	Landscape Sections	As Shown
602	Landscape Sections	As Shown
603	Landscape Sections	As Shown
604	Landscape Sections	As Shown
605	Landscape Sections	As Shown
606	Landscape Sections	As Shown



Site Plan | Scale 1:500 @A1

Issue	Revision Description	Drawn	Check	Date
A	S4.55	LH	NM	17.09.2025



Client
 Project
 242-244 Beecroft Road, Epping

SITE IMAGE
 Level 1, 3-5 Baptist Street
 Redfern NSW 2016
 Australia
 Tel: (61 2) 8332 5600
 Fax: (61 2) 9698 2877
 www.siteimage.com.au
 Site Image (NSW) Pty Ltd
 ABN 44 801 262 380
 Landscape Architects

SECTION 4.55
 Drawing Name
 Landscape Coversheet

Scale 1:500 @ A1
 Job Number
 SS21-4819
 Drawing Number
 000
 Issue
 A

NOT FOR CONSTRUCTION

LEGEND

	Site Boundary
	Basement Under
	Awning Over
EX xx.xx SSL xx.xx RL xx.xx TW xx.xx TS xx.xx	Existing Level Slab Setdown Level Finished Level Top of Wall Level Top of Seat Level
	Proposed Trees
	Existing Tree to be Retained
	Planting on Grade
	Structural Root Zone
	Tree Protection Zone
	Paving Type 1
	Paving Type 2
	Timber Decking
	Walkway Material TBC
	Deco Granite
	Coloured Concrete
	Playground Elements
	Furniture
	BBQ
	Handrails
	Proposed Wall
	Proposed Shrubs & Accents
	Proposed Groundcovers
	Matrix Planting Type 1
	Matrix Planting Type 2
	Matrix Planting Type 3
	Proposed Turf

Plant Schedule		MATURE SIZE		SPACING	POT SIZE	QTY
SYMBOL	BOTANIC NAME	COMMON NAME	(h x w) (m)			
GROUND FLOOR						
TREES						
Ac	<i>Angophora costata</i>	Smooth Bark Apple	20 x 8	As Shown	200L	11
Ap	<i>Acacia parramattensis</i>	Sydney Green Wattle	15 x 5	As Shown	100L	8
Cm	<i>Corymbia maculata</i>	Spotted Gum	25 x 10	As Shown	100L	2
Cua	<i>Cupaniopsis anacardioides</i>	Tuckeroo	8 x 5	As Shown	200L	21
Ea	<i>Eucalyptus acmenoides</i>	white mahogany	30 x 6	As Shown	100L	7
Ee	<i>Elaeocarpus eumundi</i>	Eumundi Quandong	3 x 10	As Shown	100L	2
Ep	<i>Eucalyptus pilularis</i>	Blackbutt	40 x 10	As Shown	100L	2
Er	<i>Elaeocarpus reticulatus</i>	Blueberry Ash	9 x 4	As Shown	200L	2
Es	<i>Eucalyptus saligna</i>	Sydney blue gum	65 x 30	As Shown	100L	7
Lc	<i>Lophostemon confertus</i>	Queensland Brushbox	15 x 10	As Shown	100L	2
Li	<i>Lagerstroemia indica</i>	Crepe Myrtle	6 x 4	As Shown	100L	4
MI	<i>Melaleuca linariifolia</i>	Snow in Summer	10 x 5	As Shown	200L	12
Pu	<i>Pyrus ussuriensis</i>	Manchurian Pear	12 x 9	As Shown	200L	11
Pun	<i>Pittosporum undulatum</i>	Native Daphne	15 x 7	As Shown	100L	7
Ti	<i>Tristaniopsis laurina</i>	Water Gum	10 x 8	As Shown	100L	22
Sg	<i>Syncarpia glomulifera</i>	Red Turpentine	25 x 12	As Shown	100L	15
Wfl	<i>Waterhousia floribunda</i> 'Green Avenue'	Weeping Lilly Pilly	8 x 5	As Shown	200L	12
SHRUBS & ACCENTS						
ASS	<i>Acmena smithii</i> 'Sublime'	Lily Pilly	5 x 2	As Shown	300mm	13
De	<i>Doryanthes excelsa</i>	Gymea Lily	4 x 1.5	As Shown	300mm	55
Dt	<i>Dodonaea triquetra</i>	Large Leaf Hop Bush	3 x 3	As Shown	300mm	126
Du	<i>Daviesia ulicifolia</i>	Gorse Bitter-pea	2 x 1	As Shown	300mm	44
AiR	<i>Alcantarea impenialis</i> 'Rubra'	Imperial Bromeliad	1 x 1	As Shown	300mm	73
By	<i>Beschorneria yuccoides</i>	Mexican lily	6 x .6	As Shown	300mm	36
CB	<i>Crassula 'Bluebird'</i>	Blue Jade	6 x .6	As Shown	300mm	42
Ld	<i>Lavandula dentata</i>	Lavender	6 x .6	As Shown	300mm	118
Lj	<i>Leucopogon juniperinus</i>	Prickly beard-heath	1 x 1	As Shown	300mm	121
PI	<i>Persoonia linearis</i>	Narrow-leaf Geebung	3 x 2	As Shown	300mm	48
PMM	<i>Pittosporum 'Miss Muffet'</i>	Dwarf pittosporum	1 x 1	As Shown	300mm	119
Vo	<i>Viburnum odoratissimum</i>	Sweet Viburnum	3 x 2.5	As Shown	300mm	69
WIZ	<i>Westringia fruticosa</i> 'Zena'	Zena Coastal Rosemary	1 x 1	As Shown	300mm	133
GRASSES & GROUNDCOVERS						
Aa	<i>Adiantum aethiopicum</i>	Maidenhair fern	0.5 x 0.5	5/m ²	150mm	187
Tj	<i>Trachelospermum jasminoides</i>	Star Jasmine	0.3 x 1.5	5/m ²	150mm	167
Dc	<i>Dianella caerulea</i>	Flax Lily	0.5 x 1	5/m ²	150mm	191
GBR	<i>Grevillea 'Bronze Rambler'</i>	Bronze rambler grevillea	1 x 1	5/m ²	150mm	220
Ic	<i>Imperata cylindrica</i>	Cogon grass	1.5 x 0.6	5/m ²	150mm	295
Llo	<i>Lomandra longifolia</i>	Spiny head mat rush	0.7 x 1	5/m ²	150mm	420
Ju	<i>Juncus usitatus</i>	Tussock Rush	1 x 1	5/m ²	150mm	256
Mp	<i>Myoporum parvifolium</i>	Creeping boobialla	0.2 x 1.5	5/m ²	150mm	594
PaN	<i>Pennisetum alpecuroides</i> 'Nafray'	Nafray Swamp Foxtail	0.6 x 0.6	5/m ²	150mm	445
PIE	<i>Poa labillardieri</i> 'Eskdale'	Poa labillardieri	0.8 x 0.4	5/m ²	150mm	352
Pp	<i>Pandorea pandorana</i>	Wonga Wonga Vine	2 x 1	5/m ²	150mm	251
Ta	<i>Themeda australis</i>	Kangaroo Grass	1 x 0.5	5/m ²	150mm	170
Hs	<i>Hibbertia scandens</i>	Snake Vine	0.2 x 2	5/m ²	150mm	185
ROOF TERRACES PLANTER MIX						
SHRUBS & PALMS						
AiR	<i>Alcantarea impenialis</i> 'Rubra'	Imperial Bromeliad	1 x 1	As Shown	300mm	71
By	<i>Beschorneria yuccoides</i>	Mexican lily	0.6 x 0.6	As Shown	300mm	55
ROP	<i>Raphiolepis indica</i> 'Oriental Pearl'	Indian Hawthorn	1 x 1	As Shown	300mm	62
Ae	<i>Aspidistra elatior</i>	Cast Iron Plant	0.6 x 0.6	As Shown	300mm	164
BSL	<i>Blechnum 'Silver Lady'</i>	Silver Lady Fern	1.2 x 1	As Shown	300mm	38
CB	<i>Crassula 'Bluebird'</i>	Blue Jade	1 x 1	As Shown	300mm	144
PMM	<i>Pittosporum 'Miss Muffet'</i>	Dwarf Pittosporum	1 x 1.5	As Shown	300mm	154
Vo	<i>Viburnum odoratissimum</i>	Sweet Viburnum	3 x 2.5	As Shown	300mm	336
WIZ	<i>Westringia fruticosa</i> 'Zena'	Zena Coastal Rosemary	2 x 2	As Shown	300mm	238
GRASSES & GROUNDCOVERS						
Cg	<i>Carpobrotus glaucescens</i>	Pigface	0.2 x 1	5/m ²	150mm	495
DtV	<i>Dianella tasmanica</i> 'Variegata'	Variegated Flax Lily	0.6 x 0.6	5/m ²	150mm	293
Cz	<i>Calathea zebrina</i>	Zebra Plant	1 x 1	5/m ²	150mm	224
Ca	<i>Cissus antatica</i>	Kangaroo Vine	0.1 x 1	5/m ²	150mm	163
CCI	<i>Casuarina 'Cousin It'</i>	Trailing She-oak	0.3 x 1	5/m ²	150mm	253
DSF	<i>Dichondra 'Silver Falls'</i>	Silver Falls	0.1 x spreading	5/m ²	150mm	162
Hs	<i>Hibbertia scandens</i>	Snake Vine	0.2 x 2	5/m ²	150mm	151
Tj	<i>Trachelospermum jasminoides</i>	Star Jasmine	0.3 x 1.5	5/m ²	150mm	190
Vh	<i>Viola hederacea</i>	Native Violet	0.2 x 0.5	5/m ²	150mm	431
MATRIX PLANTING 1						
Dt	<i>Dodonaea triquetra</i>	Hop Bush	3 x 2		200mm	35
Hs	<i>Hibbertia scandens</i>	Snake Vine	0.2 x 2		150mm	275
Pp	<i>Pandorea pandorana</i>	Wonga Wonga Vine	2 x 1		150mm	160
Ta	<i>Themeda australis</i>	Kangaroo grass	0.4 x 0.4	Refer to Detail	150mm	213
Llo	<i>Lomandra longifolia</i>	Spiny head mat rush	0.7 x 1		150mm	133
Lj	<i>Leucopogon juniperinus</i>	Prickly beard-heath	1 x 1		300mm	53
Du	<i>Daviesia ulicifolia</i>	Gorse Bitter-pea	2 x 1		300mm	35
Bs	<i>Bursaria spinosa</i>	Sweet Bursaria	3 x 2		300mm	27
MATRIX PLANTING 2						
Ac	<i>Arthropodium cirratum</i>	Renga Renga Lily	0.4 x 0.4		150mm	66
Dc	<i>Dianella caerulea</i>	Tasred Blue Flax Lily	0.4 x 0.4		150mm	169
Da	<i>Doodia aspera</i>	Prickly Rasp Fern	0.4 x 0.4		200mm	292
Pr	<i>Pittosporum revolutum</i>	Yellow Pittosporum	2 x 2	Refer to Detail	300mm	38
Ch	<i>Cissus hypoglauca</i>	Native Grape	climber		150mm	226
PI	<i>Persoonia linearis</i>	Narrow-leaf Geebung	3 x 2		300mm	28
BSL	<i>Blechnum 'Silver Lady'</i>	Silver Lady Fern	1.2 x 1		300mm	47
LH	<i>Lomandra 'Hystrix'</i>	Mat Rush	0.5 x 0.6		150mm	151
MATRIX PLANTING 3						
Dt	<i>Dodonaea triquetra</i>	Hop Bush	3 x 2		300mm	163
Fn	<i>Ficinia nodosa</i>	Knobby club rush	0.3 x 0.4		150mm	233
Tj	<i>Trachelospermum jasminoides</i>	Star Jasmine	climber		150mm	560
Ju	<i>Juncus usitatus</i>	Common rush	0.3 x 0.4	Refer to Detail	150mm	350
PI	<i>Poa labillardieri</i>	Eskdale, tussock grass	0.5 x 0.5		150mm	117
DI	<i>Dianella longifolia</i>	Blueberry lily	0.4 x 0.4		150mm	420
Llo	<i>Lomandra longifolia</i>	Tanika, spiny mat-rush	0.8 x 0.8		150mm	723
Pr	<i>Pittosporum revolutum</i>	Yellow Pittosporum	2 x 2		300mm	70

© 2021 Site Image (NSW) Pty Ltd ABN 44 801 262 380 as agent for Site Image NSW Partnership. All rights reserved. This drawing is copyright and shall not be reproduced or copied in any form or by any means (graphic, electronic or mechanical including photocopy) without the written permission of Site Image (NSW) Pty Ltd. Any license, expressed or implied, to use this document for any purpose what so ever is restricted to the terms of the written agreement between Site Image (NSW) Pty Ltd and the instructing party.

The contractor shall check and verify all work on site (including work by others) before commencing the landscape installation. Any discrepancies are to be reported to the Project Manager or Landscape Architect prior to commencing work. Do not scale this drawing. Any required dimensions not shown shall be referred to the Landscape Architect for confirmation.

A S4.55 Issue Revision Description LH NM 17.09.2025 Drawn Check Date

Client



Project

242-244 Beecroft Road, Epping

SITE IMAGE

Level 1, 3-5 Baptist Street
Redfern NSW 2016
Australia
Tel: (61 2) 8332 5600
Fax: (61 2) 9698 2877
www.siteimage.com.au
Site Image (NSW) Pty Ltd
ABN 44 801 262 380



Landscape Architects

SECTION 4.55

Drawing Name

Landscape Plant Schedule & Legend

Scale

Job Number Drawing Number Issue

SS21-4819

001 A

NOT FOR CONSTRUCTION

© 2021 Site Image (NSW) Pty Ltd ABN 44 801 262 380 as agent for Site Image NSW Partnership. All rights reserved. This drawing is copyright and shall not be reproduced or copied in any form or by any means (graphic, electronic or mechanical including photocopy) without the written permission of Site Image (NSW) Pty Ltd. Any license, expressed or implied, to use this document for any purpose whatsoever is restricted to the terms of the written agreement between Site Image (NSW) Pty Ltd and the instructing party.

The contractor shall check and verify all work on site (including work by others) before commencing the landscape installation. Any discrepancies are to be reported to the Project Manager or Landscape Architect prior to commencing work. Do not scale this drawing. Any required dimensions not shown shall be referred to the Landscape Architect for confirmation.



Issue	Revision Description	Drawn	Check	Date
A	S4.55	LH	NM	17.09.2025

Client
DASCO

Project
242-244 Beecroft Road, Epping

SITE IMAGE
Landscape Architects

Level 1, 3-5 Baptist Street
Redfern NSW 2016
Australia
Tel: (61 2) 8332 5600
Fax: (61 2) 9698 2877
www.siteimage.com.au
Site Image (NSW) Pty Ltd
ABN 44 801 262 380

SECTION 4.55
Drawing Name
Ground Floor Masterplan

Scale 1:250 @ A1
Job Number
SS21-4819

0 2 4 6 8 10m
Drawing Number
002

Issue
A


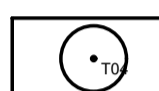
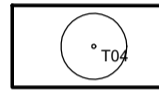


NOT FOR CONSTRUCTION

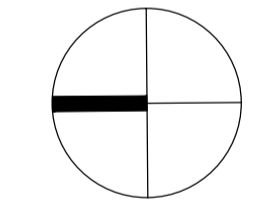
© 2021 Site Image (NSW) Pty Ltd ABN 44 801 262 380 as agent for Site Image NSW Partnership. All rights reserved. This drawing is copyright and shall not be reproduced or copied in any form or by any means (graphic, electronic or mechanical including photocopy) without the written permission of Site Image (NSW) Pty Ltd. Any license, expressed or implied, to use this document for any purpose whatsoever is restricted to the terms of the written agreement between Site Image (NSW) Pty Ltd and the instructing party.

The contractor shall check and verify all work on site (including work by others) before commencing the landscape installation. Any discrepancies are to be reported to the Project Manager or Landscape Architect prior to commencing work. Do not scale this drawing. Any required dimensions not shown shall be referred to the Landscape Architect for confirmation.



Issue	Revision Description	Drawn	Check	Date
A	S4.55	LH	NM	17.09.2025

- Legend**
-  Site Boundary
 -  Existing Trees to be Retained
 -  Existing Trees to be Removed
 -  Tree Protection Zone
 -  Structural Root Zone



Client

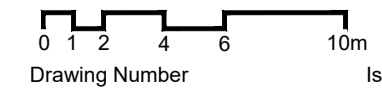

Project
 242-244 Beecroft Road, Epping

SITE IMAGE
 Level 1, 3-5 Baptist Street
 Redfern NSW 2016
 Australia
 Tel: (61 2) 8332 5600
 Fax: (61 2) 9698 2877
 www.siteimage.com.au
 Site Image (NSW) Pty Ltd
 ABN 44 801 262 380

 Landscape Architects

SECTION 4.55
 Drawing Name
Tree Retention and Removal Plan

Scale 1:250 @ A1
 Job Number
 Drawing Number
 Issue



SS21-4819 003 A

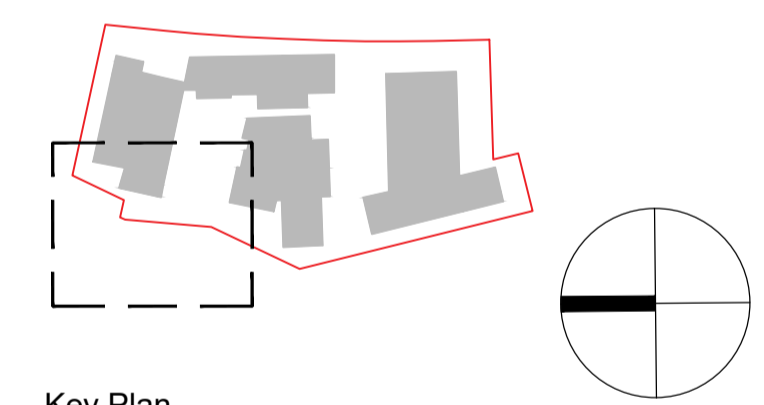
NOT FOR CONSTRUCTION

© 2021 Site Image (NSW) Pty Ltd ABN 44 801 262 380 as agent for Site Image NSW Partnership. All rights reserved. This drawing is copyright and shall not be reproduced or copied in any form or by any means (graphic, electronic or mechanical including photocopy) without the written permission of Site Image (NSW) Pty Ltd. Any license, expressed or implied, to use this document for any purpose whatsoever is restricted to the terms of the written agreement between Site Image (NSW) Pty Ltd and the instructing party.

The contractor shall check and verify all work on site (including work by others) before commencing the landscape installation. Any discrepancies are to be reported to the Project Manager or Landscape Architect prior to commencing work. Do not scale this drawing. Any required dimensions not shown shall be referred to the Landscape Architect for confirmation.

A S4.55 Issue Revision Description LH NM 17.09.2025 Drawn Check Date

Legend refer to 001

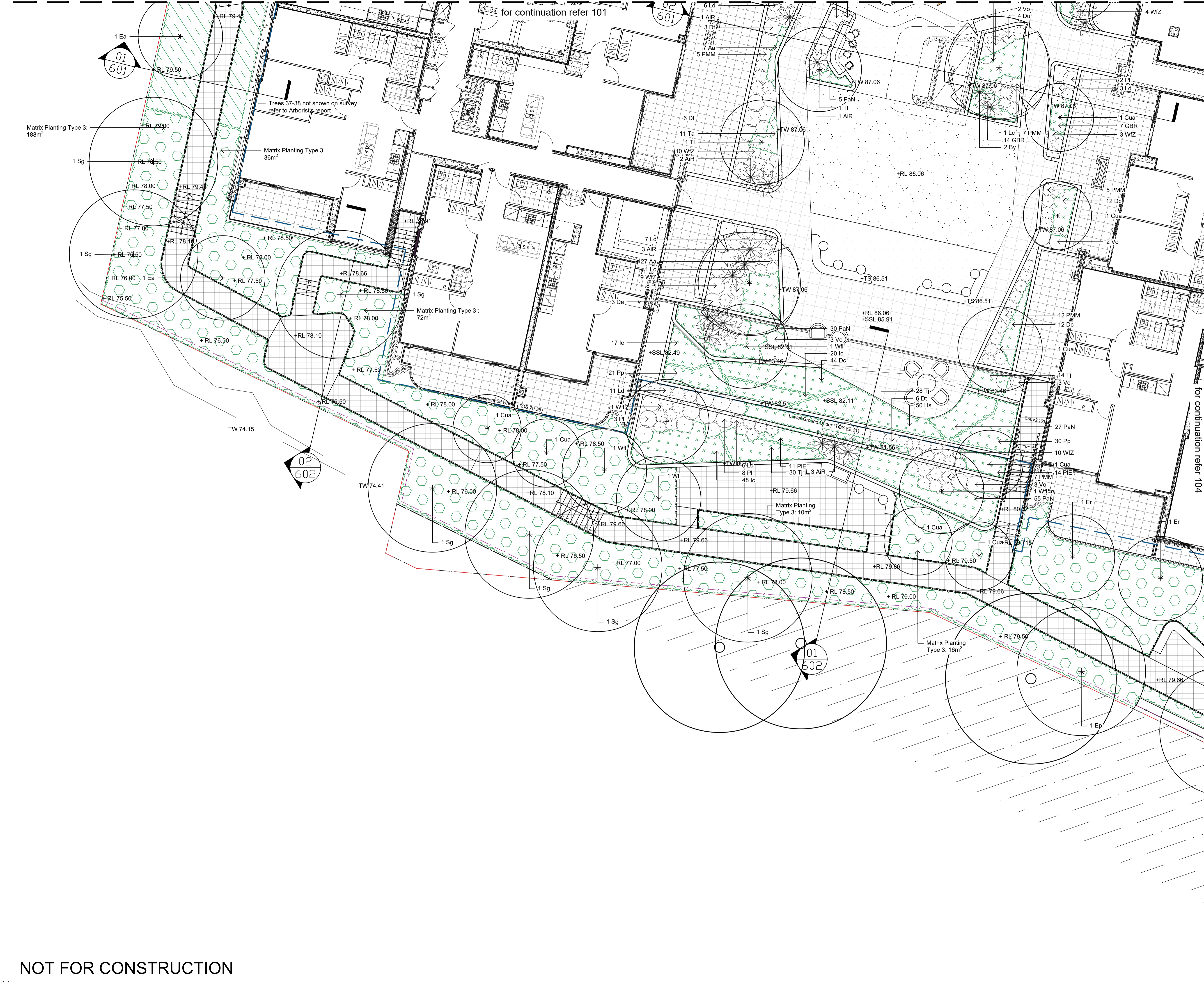


Key Plan
Client
DASCO

Project
242-244 Beecroft Road, Epping

SITE IMAGE
Level 1, 3-5 Baptist Street
Redfern NSW 2016
Australia
Tel: (61 2) 8332 5600
Fax: (61 2) 9698 2877
www.siteimage.com.au
Site Image (NSW) Pty Ltd
ABN 44 801 262 380
Landscape Architects

SECTION 4.55
Drawing Name
Ground Floor Landscape Plan
Scale 1:100 @ A1
Job Number
SS21-4819
Drawing Number
102
Issue
A



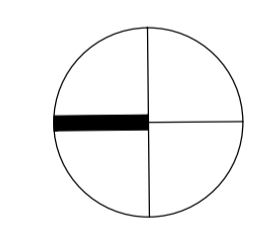
NOT FOR CONSTRUCTION

A1

The contractor shall check and verify all work on site (including work by others) before commencing the landscape installation. Any discrepancies are to be reported to the Project Manager or Landscape Architect prior to commencing work. Do not scale this drawing. Any required dimensions not shown shall be referred to the Landscape Architect for confirmation.



Issue	Revision Description	Drawn	Check	Date
A	S4.55	LH	NM	17.09.2025



Client



Project

242-244 Beecroft Road, Epping

S I T E I M A G E

Level 1, 3-5 Baptist Street
Redfern NSW 2016
Australia

Tel: (61 2) 8332 5600
Fax: (61 2) 9698 2877
www.siteimage.com.au

Site Image (NSW) Pty Ltd
ABN 44 801 262 380

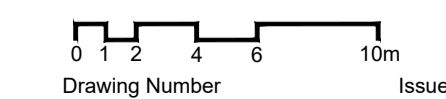


SECTION 4.55

Drawing Name

Level 1-5 Masterplan

Scale 1:250 @ A1
Job Number



SS21-4819

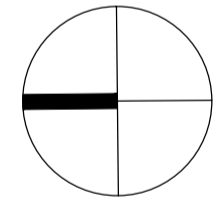
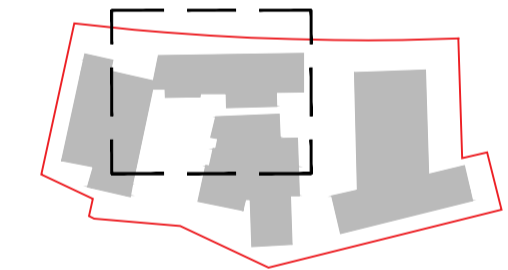
110 A

NOT FOR CONSTRUCTION

The contractor shall check and verify all work on site (including work by others) before commencing the landscape installation. Any discrepancies are to be reported to the Project Manager or Landscape Architect prior to commencing work. Do not scale this drawing. Any required dimensions not shown shall be referred to the Landscape Architect for confirmation.

A S4.55 Issue Revision Description LH NM 17.09.2025 Drawn Check Date

Legend refer to 001



Key Plan

Client



Project

242-244 Beecroft Road, Epping

SITE IMAGE

Level 1, 3-5 Baptist Street
Redfern NSW 2016
Australia

Tel: (61 2) 8332 5600
Fax: (61 2) 9698 2877
www.siteimage.com.au

Site Image (NSW) Pty Ltd
ABN 44 801 262 380



SECTION 4.55

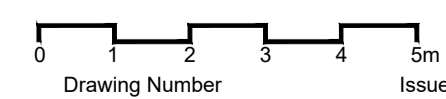
Drawing Name

Level 1-5 Landscape Plan

Scale 1:100 @ A1

Job Number

SS21-4819

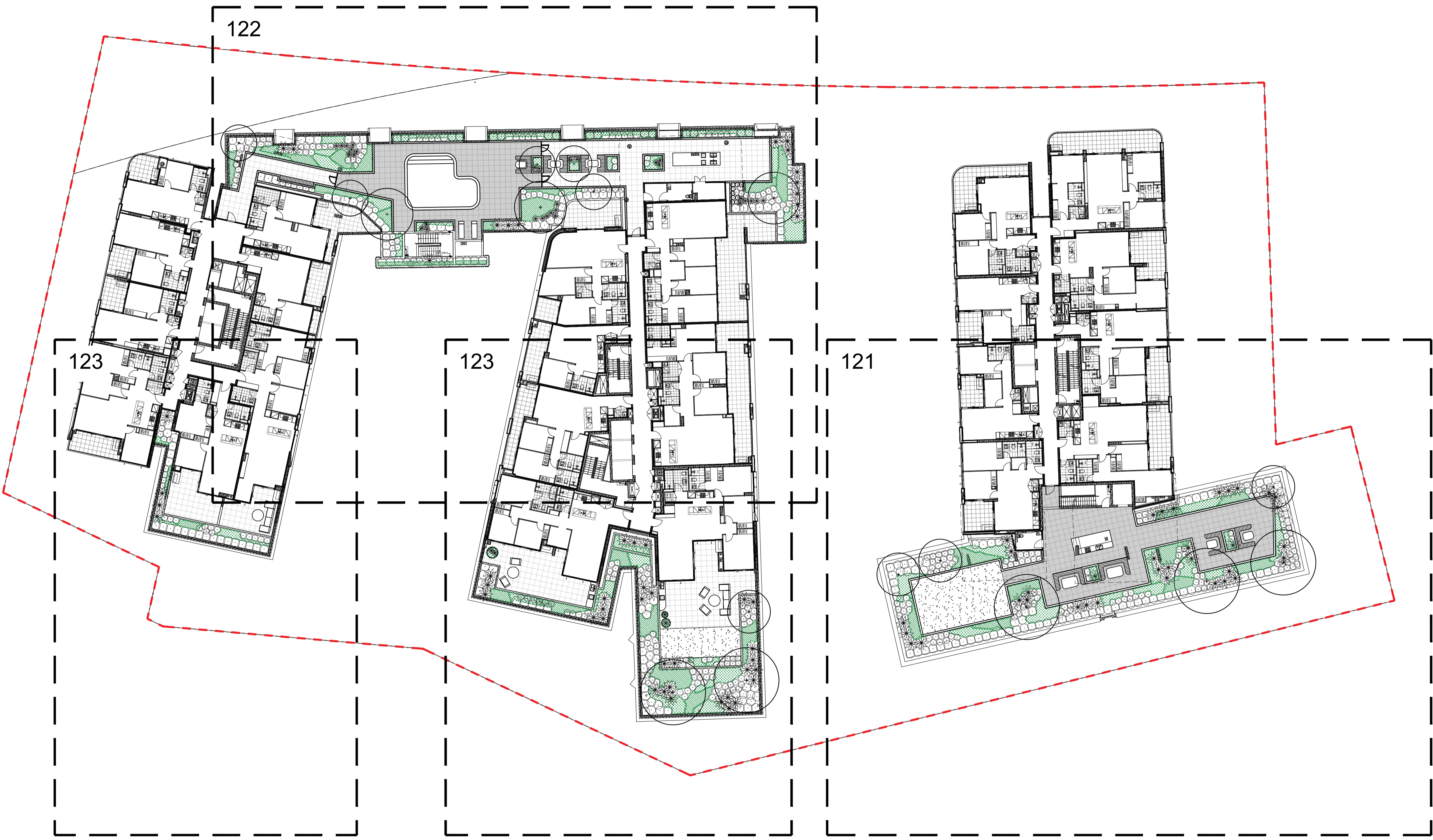


Drawing Number Issue

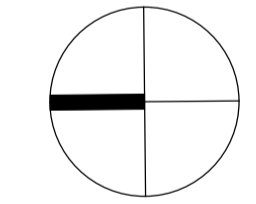
111 A

NOT FOR CONSTRUCTION

The contractor shall check and verify all work on site (including work by others) before commencing the landscape installation. Any discrepancies are to be reported to the Project Manager or Landscape Architect prior to commencing work. Do not scale this drawing. Any required dimensions not shown shall be referred to the Landscape Architect for confirmation.



Issue	Revision Description	Drawn	Check	Date
A	S4.55	LH	NM	17.09.2025



Client

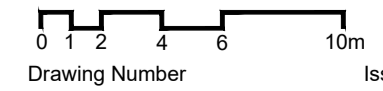

Project
 242-244 Beecroft Road, Epping

SITE IMAGE
 Level 1, 3-5 Baptist Street
 Redfern NSW 2016
 Australia
 Tel: (61 2) 8332 5600
 Fax: (61 2) 9698 2877
 www.siteimage.com.au
 Site Image (NSW) Pty Ltd
 ABN 44 801 262 380

 Landscape Architects

SECTION 4.55
 Drawing Name
 Level 6-7 Masterplan

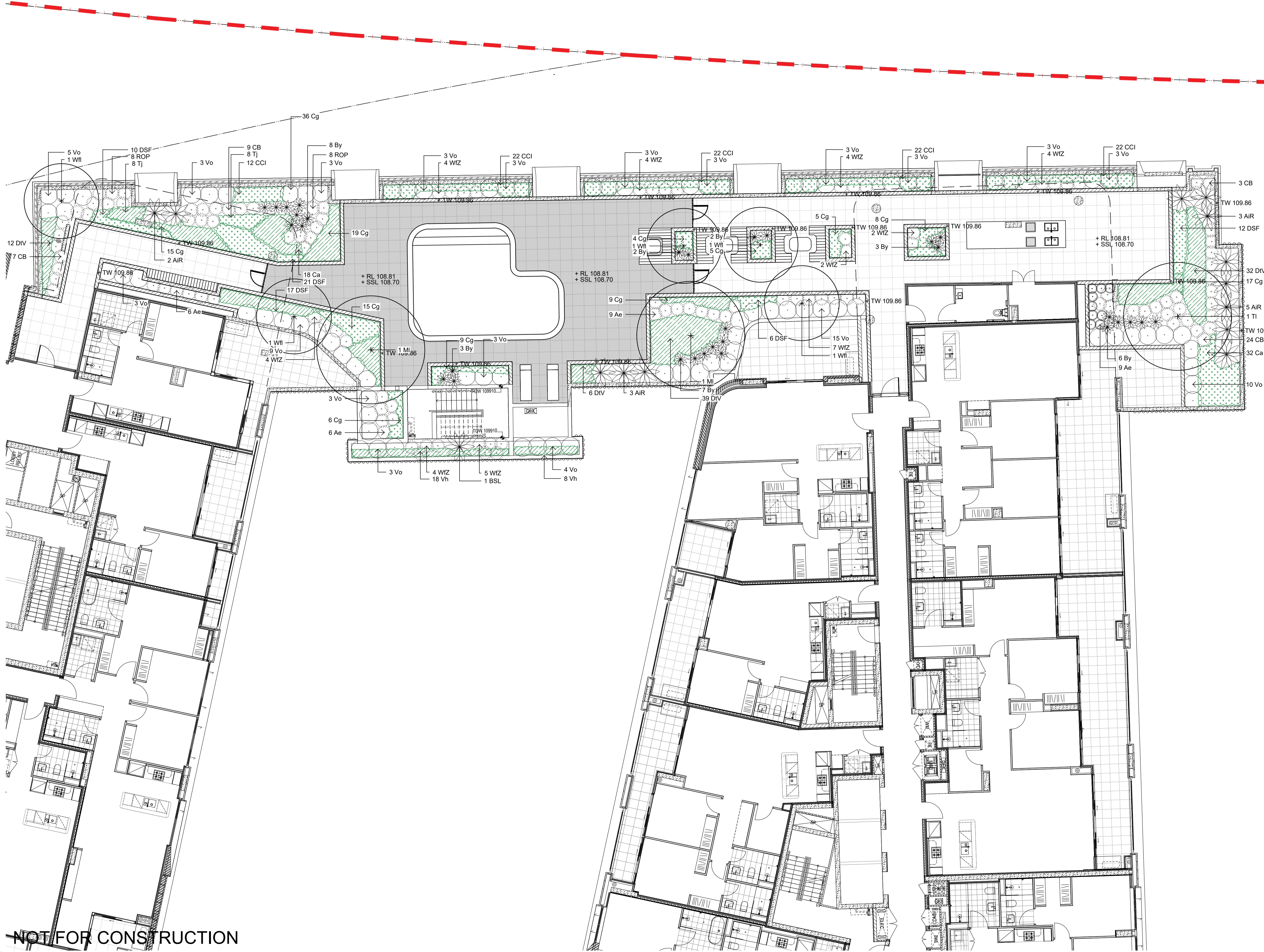
Scale 1:250 @ A1
 Job Number
 Drawing Number
 Issue



SS21-4819 120 A

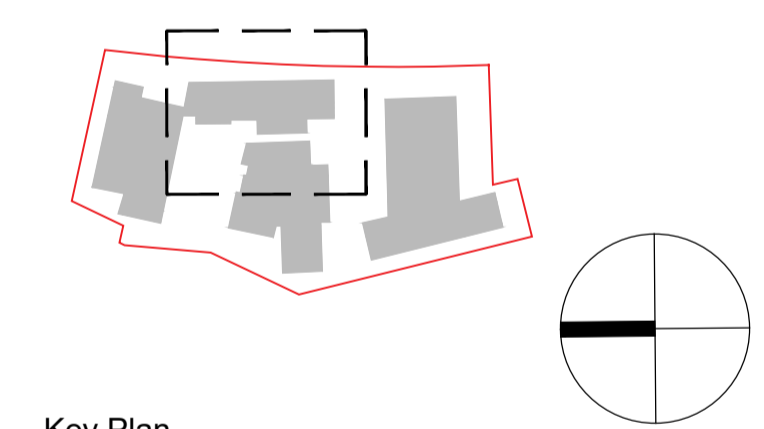
NOT FOR CONSTRUCTION

The contractor shall check and verify all work on site (including work by others) before commencing the landscape installation. Any discrepancies are to be reported to the Project Manager or Landscape Architect prior to commencing work. Do not scale this drawing. Any required dimensions not shown shall be referred to the Landscape Architect for confirmation.



Issue	Revision Description	Drawn	Check	Date
A	S4.55	LH	NM	17.09.2025

Legend refer to 001



Key Plan
Client
DASCO

Project
242-244 Becroft Road, Epping

SITE IMAGE
Level 1, 3-5 Baptist Street
Redfern NSW 2016
Australia
Tel: (61 2) 8332 5600
Fax: (61 2) 9698 2877
www.siteimage.com.au
Site Image (NSW) Pty Ltd
ABN 44 801 262 380
Landscape Architects

SECTION 4.55
Drawing Name
Level 7 Landscape Plan

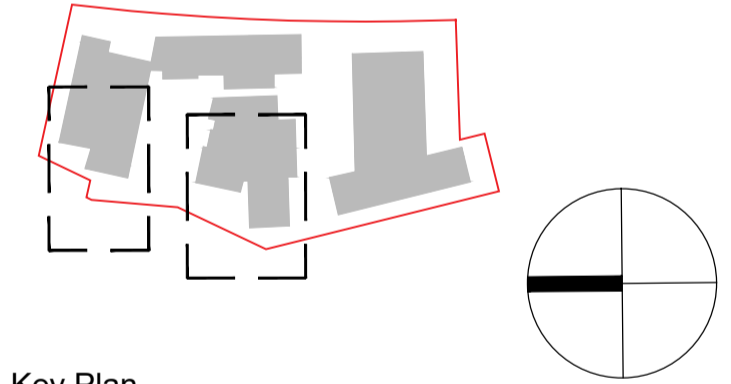
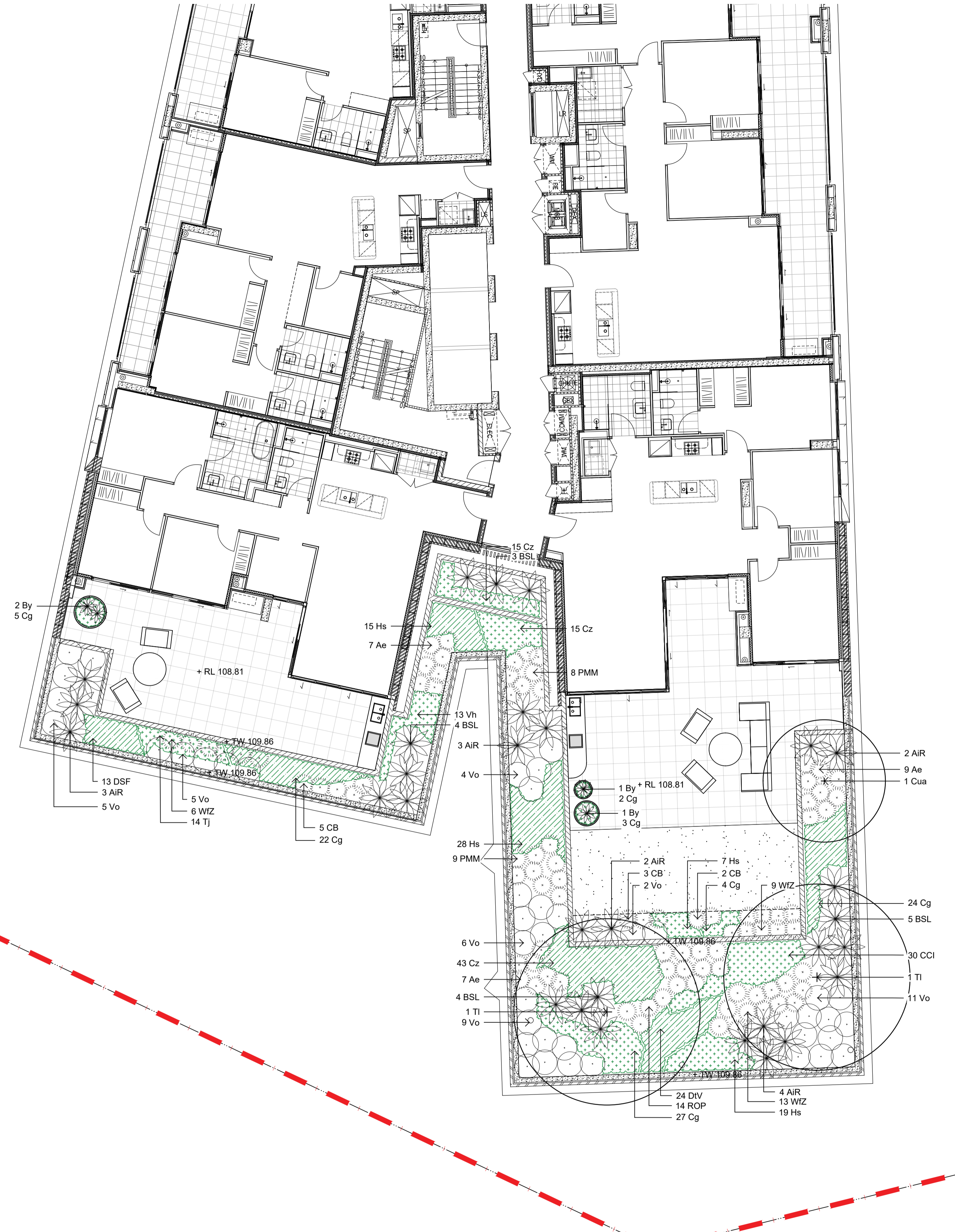
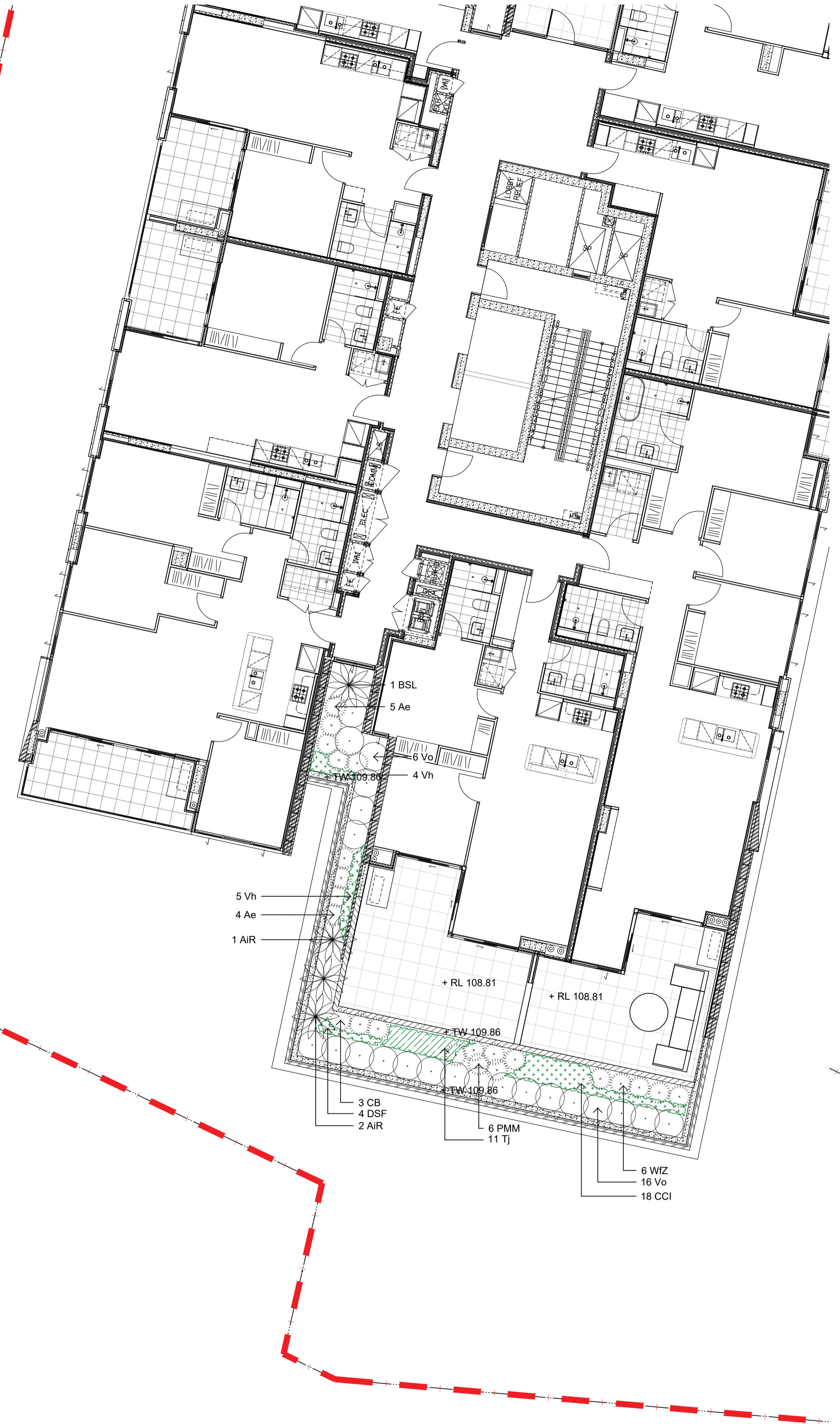
Scale 1:100 @ A1
Job Number
SS21-4819
Drawing Number
122
Issue
A

NOT FOR CONSTRUCTION

The contractor shall check and verify all work on site (including work by others) before commencing the landscape installation. Any discrepancies are to be reported to the Project Manager or Landscape Architect prior to commencing work. Do not scale this drawing. Any required dimensions not shown shall be referred to the Landscape Architect for confirmation.

Issue	Revision Description	Drawn	Check	Date
A	S4.55	LH	NM	17.09.2025

Legend refer to 001



Key Plan
Client
DASCO

Project
242-244 Beecroft Road, Epping

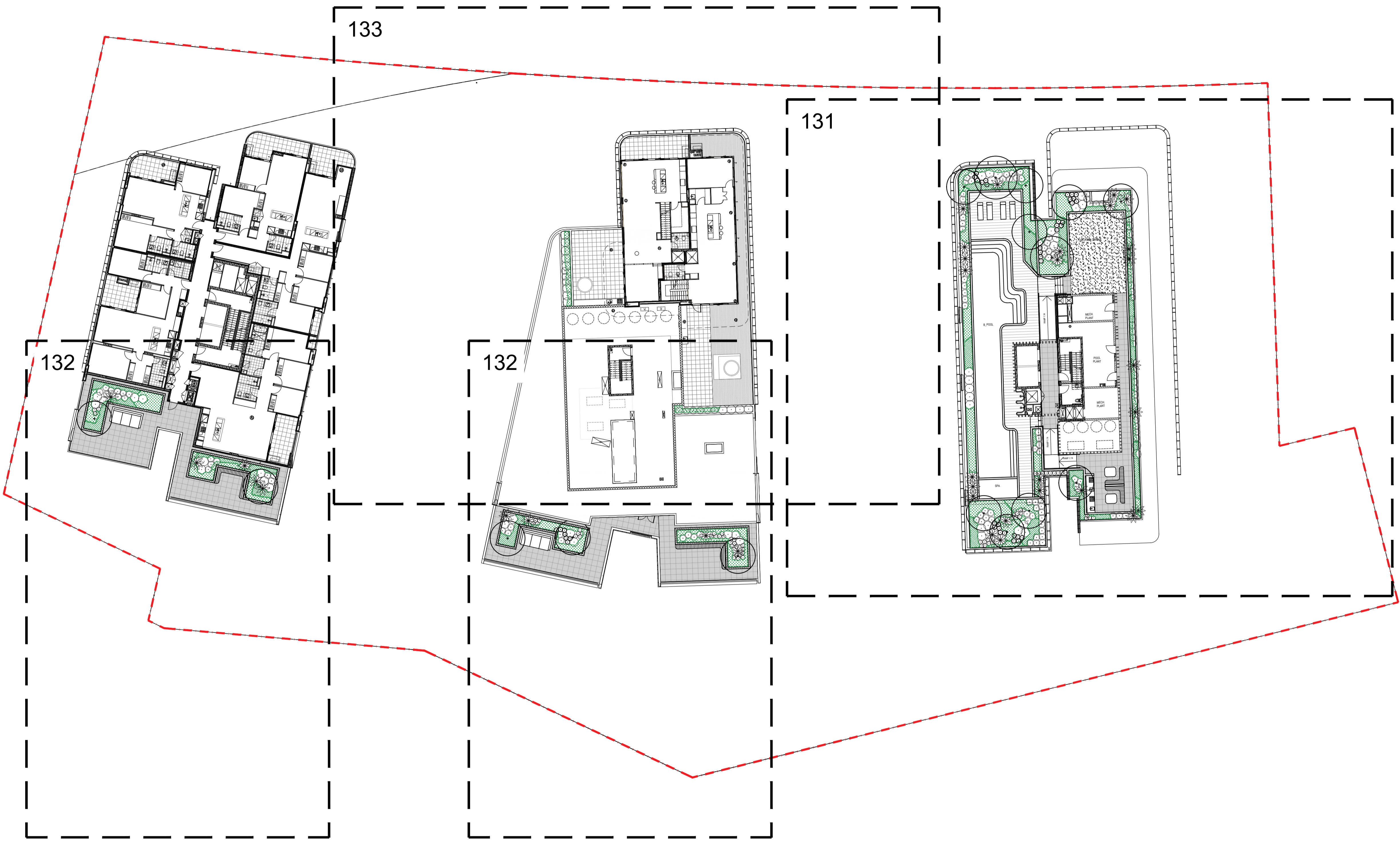
SITE IMAGE
Level 1, 3-5 Baptist Street
Redfern NSW 2016
Australia
Tel: (61 2) 8332 5600
Fax: (61 2) 9698 2877
www.siteimage.com.au
Site Image (NSW) Pty Ltd
ABN 44 801 262 380
Landscape Architects

SECTION 4.55
Drawing Name
Level 7 Landscape Plan

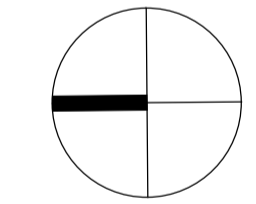
Scale 1:100 @ A1
Job Number
SS21-4819
Drawing Number
123
Issue
A

NOT FOR CONSTRUCTION

The contractor shall check and verify all work on site (including work by others) before commencing the landscape installation. Any discrepancies are to be reported to the Project Manager or Landscape Architect prior to commencing work. Do not scale this drawing. Any required dimensions not shown shall be referred to the Landscape Architect for confirmation.



Issue	Revision Description	Drawn	Check	Date
A	S4.55	LH	NM	17.09.2025



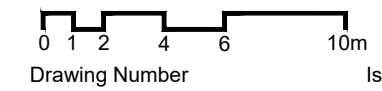
Client


Project
 242-244 Beecroft Road, Epping

SITE IMAGE
 Level 1, 3-5 Baptist Street
 Redfern NSW 2016
 Australia
 Tel: (61 2) 8332 5600
 Fax: (61 2) 9698 2877
 www.siteimage.com.au
 Site Image (NSW) Pty Ltd
 ABN 44 801 262 380
 Landscape Architects

SECTION 4.55
 Drawing Name
 Level 16-17 Masterplan

Scale 1:250 @ A1
 Job Number
 Drawing Number
 Issue



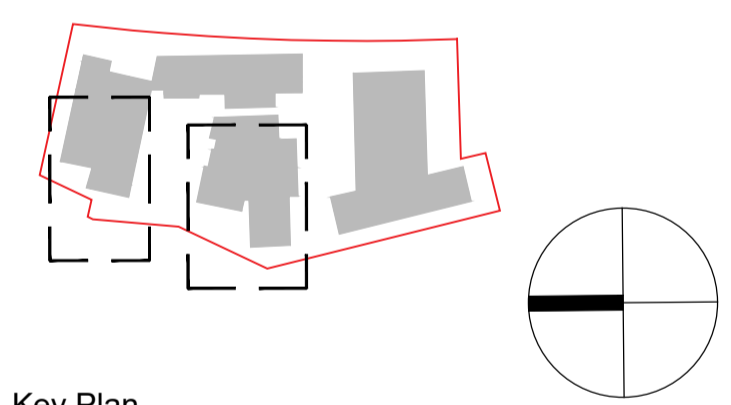
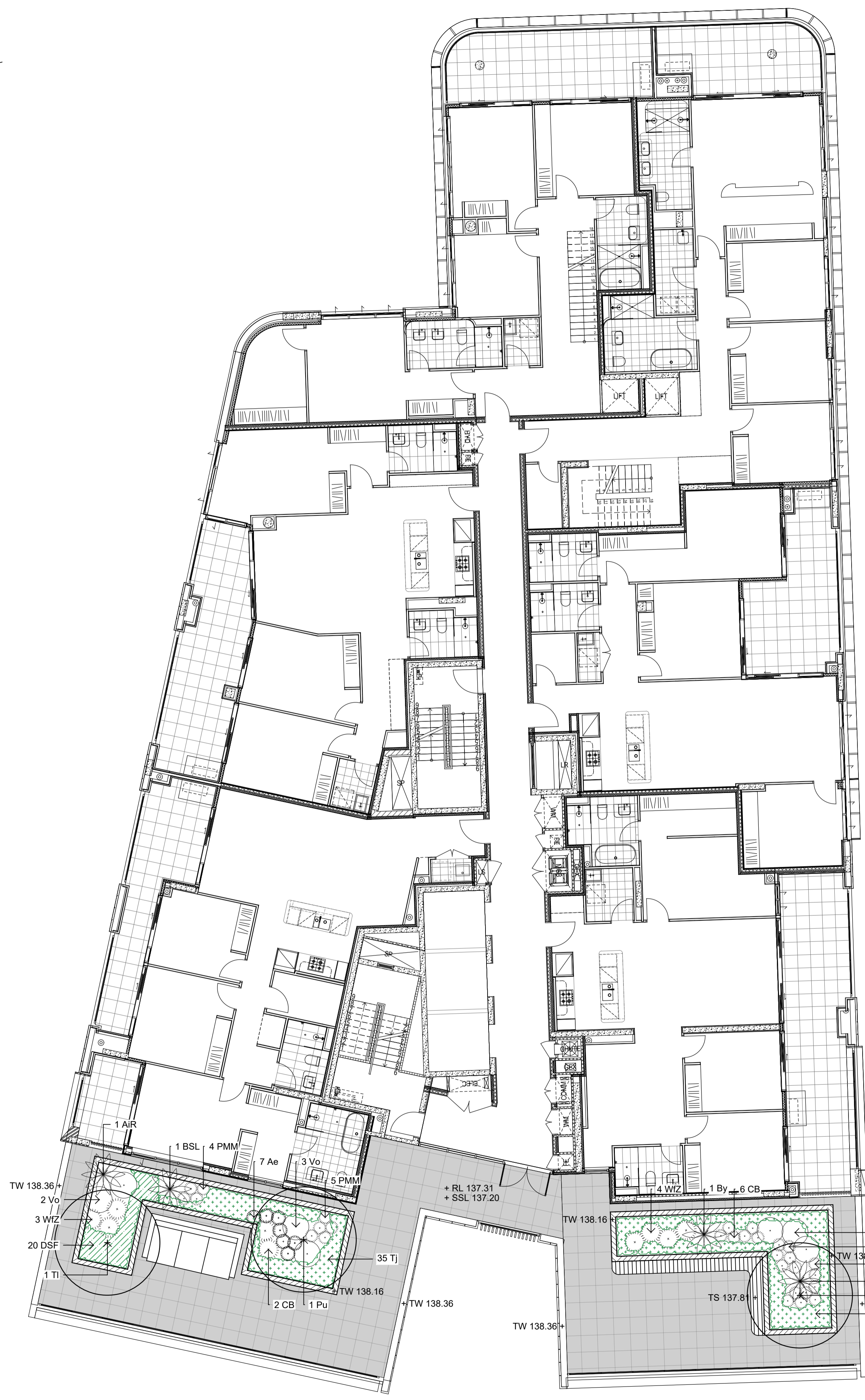
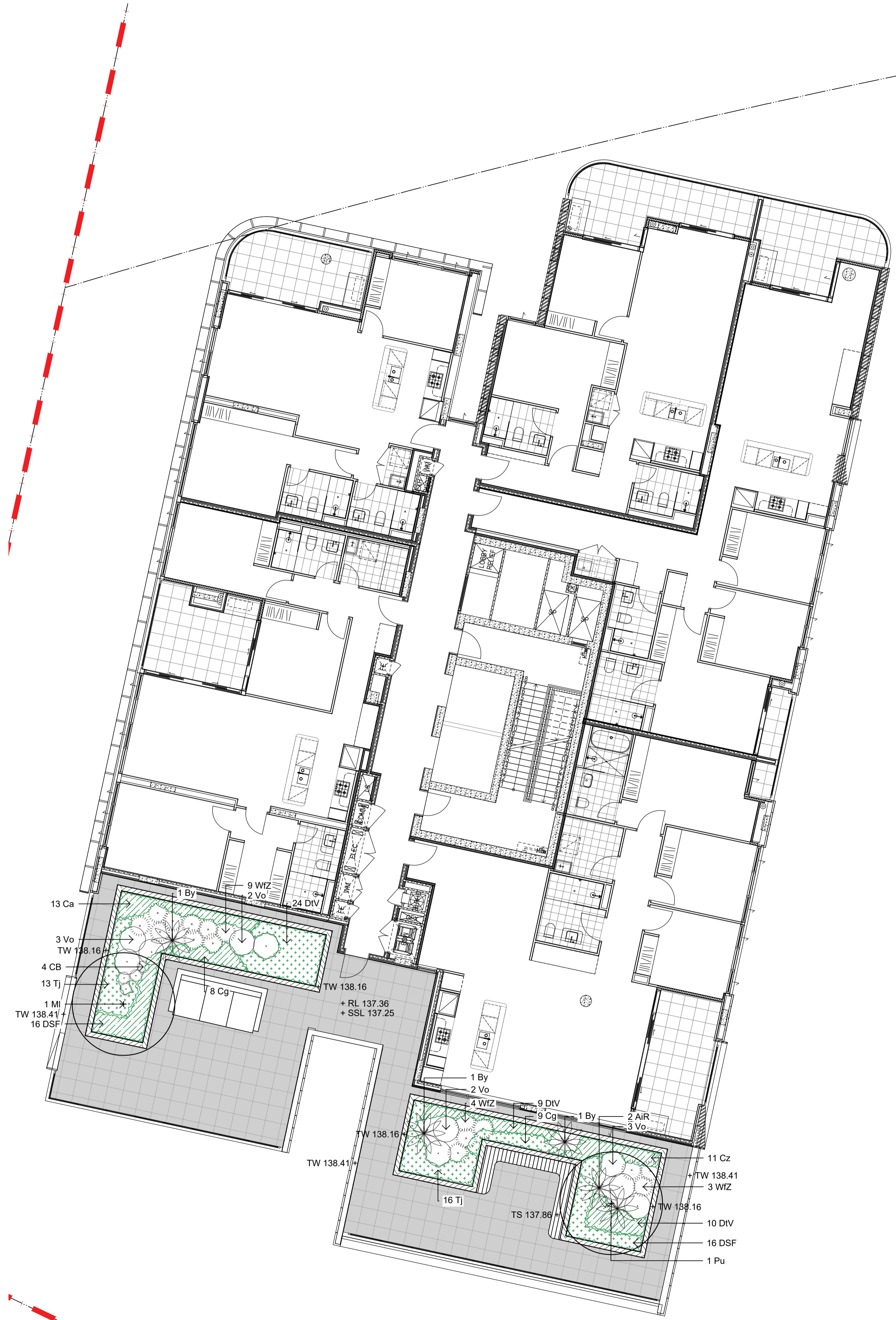
SS21-4819 130 A

NOT FOR CONSTRUCTION

The contractor shall check and verify all work on site (including work by others) before commencing the landscape installation. Any discrepancies are to be reported to the Project Manager or Landscape Architect prior to commencing work. Do not scale this drawing. Any required dimensions not shown shall be referred to the Landscape Architect for confirmation.

A S4.55 Issue Revision Description LH NM 17.09.2025 Drawn Check Date

Legend refer to 001



Project
242-244 Becroft Road, Epping

SITE IMAGE
Level 1, 3-5 Baptist Street
Redfern NSW 2016
Australia
Tel: (61 2) 8332 5600
Fax: (61 2) 9698 2877
www.siteimage.com.au
Site Image (NSW) Pty Ltd
ABN 44 801 262 380
Landscape Architects

SECTION 4.55
Drawing Name
Level 16 Landscape Plan

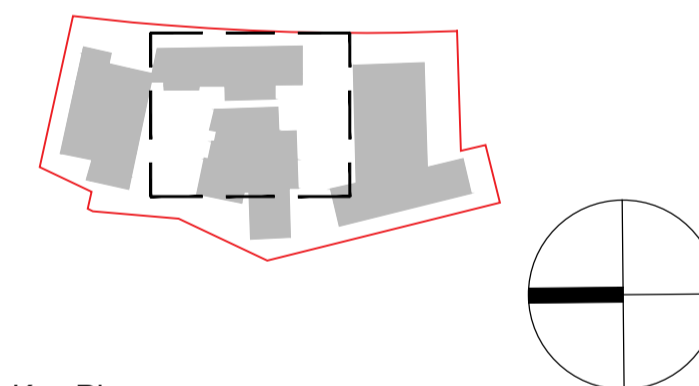
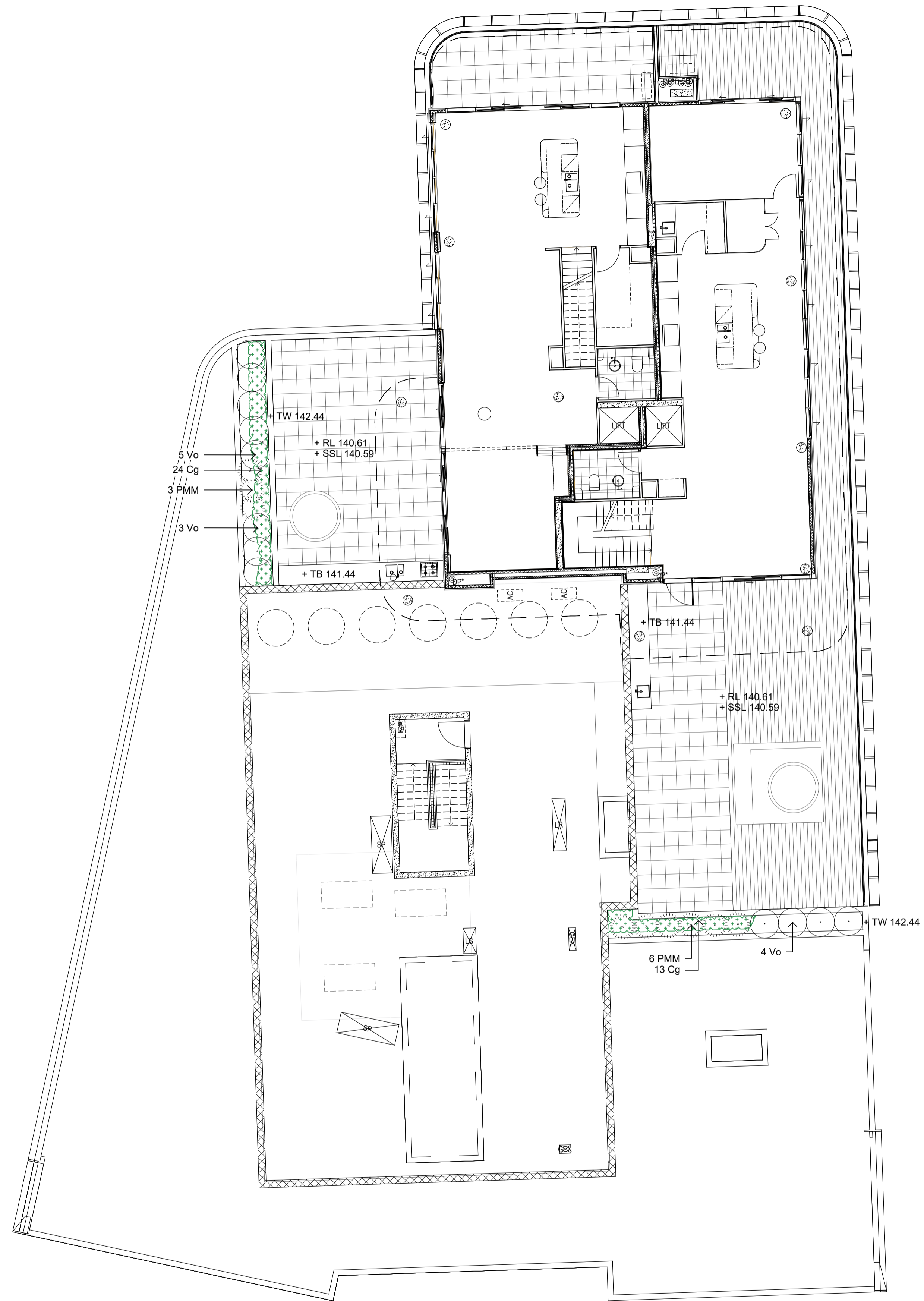
Scale 1:100 @ A1
Job Number
SS21-4819
Drawing Number
132
Issue
A

NOT FOR CONSTRUCTION

The contractor shall check and verify all work on site (including work by others) before commencing the landscape installation. Any discrepancies are to be reported to the Project Manager or Landscape Architect prior to commencing work. Do not scale this drawing. Any required dimensions not shown shall be referred to the Landscape Architect for confirmation.

Issue	Revision Description	Drawn	Check	Date
A	S4.55	LH	NM	17.09.2025

Legend refer to 001



Key Plan

Client



Project

242-244 Beecroft Road, Epping

SITE IMAGE

Level 1, 3-5 Baptist Street
Redfern NSW 2016
Australia

Tel: (61 2) 8332 5600
Fax: (61 2) 9698 2877
www.siteimage.com.au

Site Image (NSW) Pty Ltd
ABN 44 801 262 380



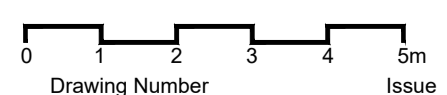
Landscape Architects

SECTION 4.55

Drawing Name

Level 17 Landscape Plan

Scale 1:100 @ A1



Job Number

Drawing Number Issue

SS21-4819

133 A

NOT FOR CONSTRUCTION

LANDSCAPE MAINTENANCE

The Landscape Contractor shall rectify defects during installation and that become apparent in the works under normal use for the duration of the contract Defects Liability Period. Unless contracted otherwise, the Landscape Contractor shall maintain the contract areas by the implementation of industry accepted horticultural practices for 52 weeks from Practical Completion of the works. The landscape maintenance works shall include, but not be limited to:

- Replacing failed plants;
- Pruning;
- Insect and pest control;
- Fertilising;
- Maintaining and removing stakes and ties;
- Maintaining mulch;
- Mowing and top dressing;
- Irrigation and watering;
- Erosion control; and
- Weeding and rubbish removal.

Maintenance Log Book

Implement and keep a maintenance log book recording when and what maintenance work has been undertaken and what materials, actions and decisions have been used, implemented and concluded to keep the landscape always looking its best. Enter data daily and review information every 2 weeks. Observe trends and develop a maintenance regime around seasonal and observed event occurrences.

Maintenance Activities

During the defect maintenance period schedule the following activities to occur on a timely basis.

Plant replacement - Replace plants that have failed to mature, die or are damaged. Replacement plants shall be in a similar size and quality and identical species or variety to the plant that has failed. Replacement of plants shall be at the cost of the landscape contractor unless advised otherwise. If the cause of the failure is due to a controllable situation then correct the situation prior to replacing plants. Observe and replace failed plants within 2 weeks of observation.

Pruning - Prune dead wood, broken limbs, dead or infected foliage and as needed to develop strong, healthy plants to achieve the shape and form expected of the plant type. Observe daily and prune plants as necessary to maintain acceptable growth habit.

Insect, disease and pest control - Avoid spraying:

- if ever possible;
- in wet weather or if wet weather is imminent;
- if target plants are still wet after rain;
- in windy weather; and
- if non-target species are too close.

Immediately report to the Project Manager any evidence of intensive weed infestation, insect attack or disease amongst plant material. Submit all proposals to apply chemicals and obtain approval before starting this work. When approved, spray with herbicide, insecticide, fungicide as appropriate in accordance with the manufacturers' recommendations. Observe daily and act as necessary to control any infestation or disease. Record in the logbook all relevant details of spraying activities including:

- Product brand / manufacturer's name,
- Chemical / product name,
- Chemical contents,
- Application quantity and rate,
- Date of application and location,
- Results of application, and
- Use approval authority.

Fertilising

Fertilise gardens with a proprietary slow release fertiliser applied in accordance with the manufacturer's directions and recommendations. Apply 6-12 monthly. Record in the logbook all relevant details of fertilising including:

- Product brand / manufacturer's name,
- Fertiliser / product name,
- Application quantity and rate, and
- Date of application and location.

Stakes and ties - Adjust and replace as required to ensure plants remain correctly staked. Remove those not required at the end of the planting establishment period (Defects Liability Period). Inspect and act at least every 2 weeks.

Maintaining mulch - Maintain the surface in a clean, tidy and weed free condition and reinstate the mulch as necessary to ensure correct depth as specified. Observe weekly and replenish mulch as required.

Mowing and top dressing - Mow the turf to maintain a grass height of between 30-50mm. Do not remove more than one third of the grass height at any one time. Remove grass clippings from the site after each mowing. Top dress to a maximum of 10mm to fill depressions and hollows in the surface. Mow weekly/fortnightly in warmer months. Mow monthly or as required in cooler months. Top dress at

approximately 6 monthly intervals.

Irrigation and watering - Maintain the irrigation system to sure that each individual plant receives the required amount of water to maintain healthy and vigorous growth. Adjust and calibrate as required. Provide additional watering, if necessary but inspect irrigation weekly and make repairs as necessary.

Erosion control - Where necessary, maintain the erosion control fabric in a tidy and weed free condition and reinstate as necessary to ensure control measures are effective where deemed necessary. Inspect every 2 weeks and act to repair any damage as soon as possible.

Weeding and rubbish removal - During the plant establishment period remove by hand, rubbish and weed growth that may occur or re-occur throughout all planted, mulched and paved areas. The contractor shall target weeds that are capable of producing a major infestation of unwanted plants by seed distribution. Whenever possible, time weed removal to precede flowering and seed set. Constant observation and removal of weeds is essential.

* Notes:

1. All the private gardens are being maintained by residents.
2. There are non-accessible planters that will require maintenance to be undertaken by residents. As a further measure, fixed wall anchors to the rooftop above will be provided for a safety harness in the event that the landscape maintenance contractor needs to access these planters from above.

MAINTENANCE PROGRAM									
Table	Activity	Frequency						Action	
		D	W	2W	3W	M	3 or 6M		
		Daily, Weekly, Monthly							
1	Logbook	+		+		+			Complete a logbook entry every day at site and at least every two weeks. All actions listed below require a logbook entry. Upon request, make the logbook available for inspection. Submit copies of new entries in the logbook to the Contract Administrator on a monthly basis. Please note that more frequent, short, occasional inspection should result in less maintenance work when problems are observed earlier than they might otherwise have been seen.
2	Plant replacement			+		+			Inspect and replace failed plants within 2 weeks of observation of failure. Match species, size (original) and location of new with old.
3	Mulch			+		+			Inspect and replace mulch deficiencies within 2 weeks of observation. Prior to placing new mulch aerate the soil by fork turning to a depth of at least 100mm, roughly level the soil and then place mulch. Do not disturb major plant roots while aerating soil.
4	Erosion control			+					Inspect every two weeks and repair ground, soil and mulch immediately. Maintain erosion control device as necessary.
5	Stakes and ties			+					Inspect every two weeks, adjust and/or replace as necessary but remove as plants mature and are able to support themselves.
6	Weed and rubbish removal			+					Inspect and remove immediately upon observation. Leave no waste on site. Dispose of waste material at a designated waste disposal site.
7	Pruning			+					Inspect every 2 weeks and prune as necessary to remove dead wood, improve plant shape and promote healthy vigorous new growth.
8	Spraying			+					Inspect every 2 weeks and action as necessary. Do not spray if other non-chemical methods will satisfy the need to remove insects. Spray for disease control only when absolutely necessary.
9	Urgent works			+					Complete within 1 week (7 days) of notification. Inspect and clear drains.
10	Planting and fertilising			+				3m+	Inspect every 2 weeks and remove spent flowers and dead stalks as they become apparent. Fertilise gardens every 3 months or other frequency in accordance with fertiliser manufacturer's directions.
11	Watering			+		+			Water when and where necessary every day at site and at least every 2 weeks generally. Do not allow soil and plants to dehydrate. Allow for prolonged rain, windy and dry periods. Water in the early morning or late afternoon to avoid excessive evaporation during the heat of the day.
12	Mowing, top-dressing and edging			+		+		6m+	Summer fortnightly. Winter monthly. Top-dress 6 monthly.

© 2021 Site Image (NSW) Pty Ltd ABN 44 801 262 380 as agent for Site Image NSW Partnership. All rights reserved. This drawing is copyright and shall not be reproduced or copied in any form or by any means (graphic, electronic or mechanical including photocopy) without the written permission of Site Image (NSW) Pty Ltd Any license, expressed or implied, to use this document for any purpose what so ever is restricted to the terms of the written agreement between Site Image (NSW) Pty Ltd and the instructing party.

The contractor shall check and verify all work on site (including work by others) before commencing the landscape installation. Any discrepancies are to be reported to the Project Manager or Landscape Architect prior to commencing work. Do not scale this drawing. Any required dimensions not shown shall be referred to the Landscape Architect for confirmation.

A	S4.55	LH	NM	17.09.2025
Issue	Revision Description	Drawn	Check	Date

Client



Project

242-244 Beecroft Road, Epping

S I T E I M A G E
 Level 1, 3-5 Baptist Street
 Redfern NSW 2016
 Australia
 Tel: (61 2) 8332 5600
 Fax: (61 2) 9698 2677
 www.siteimage.com.au
 Site Image (NSW) Pty Ltd
 ABN 44 801 262 380
 Landscape Architects



SECTION 4.55

Drawing Name

Landscape Maintenance Plan

Scale

Job Number

Drawing Number

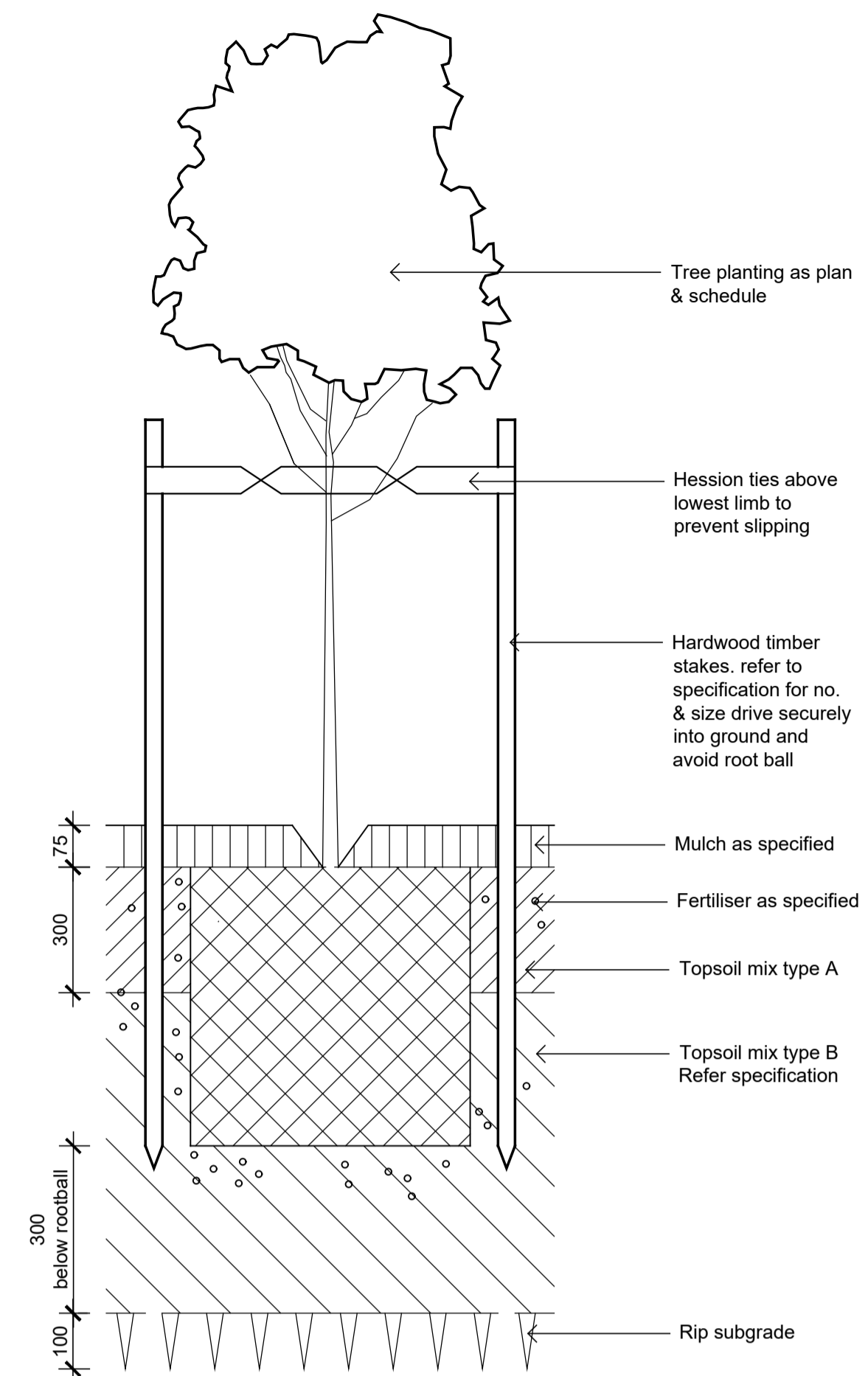
Issue

SS21-4819

500 A

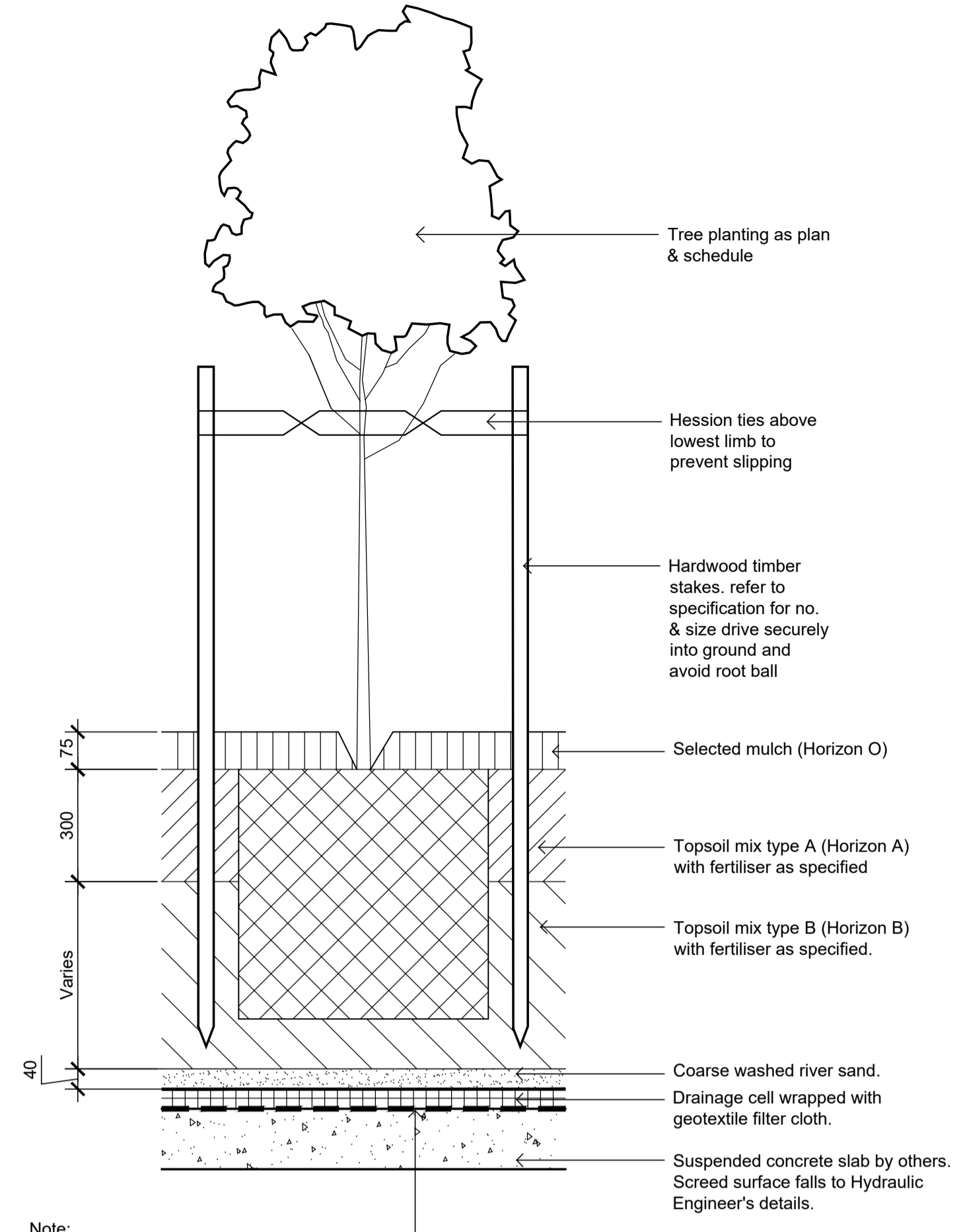
NOT FOR CONSTRUCTION

The contractor shall check and verify all work on site (including work by others) before commencing the landscape installation. Any discrepancies are to be reported to the Project Manager or Landscape Architect prior to commencing work. Do not scale this drawing. Any required dimensions not shown shall be referred to the Landscape Architect for confirmation.



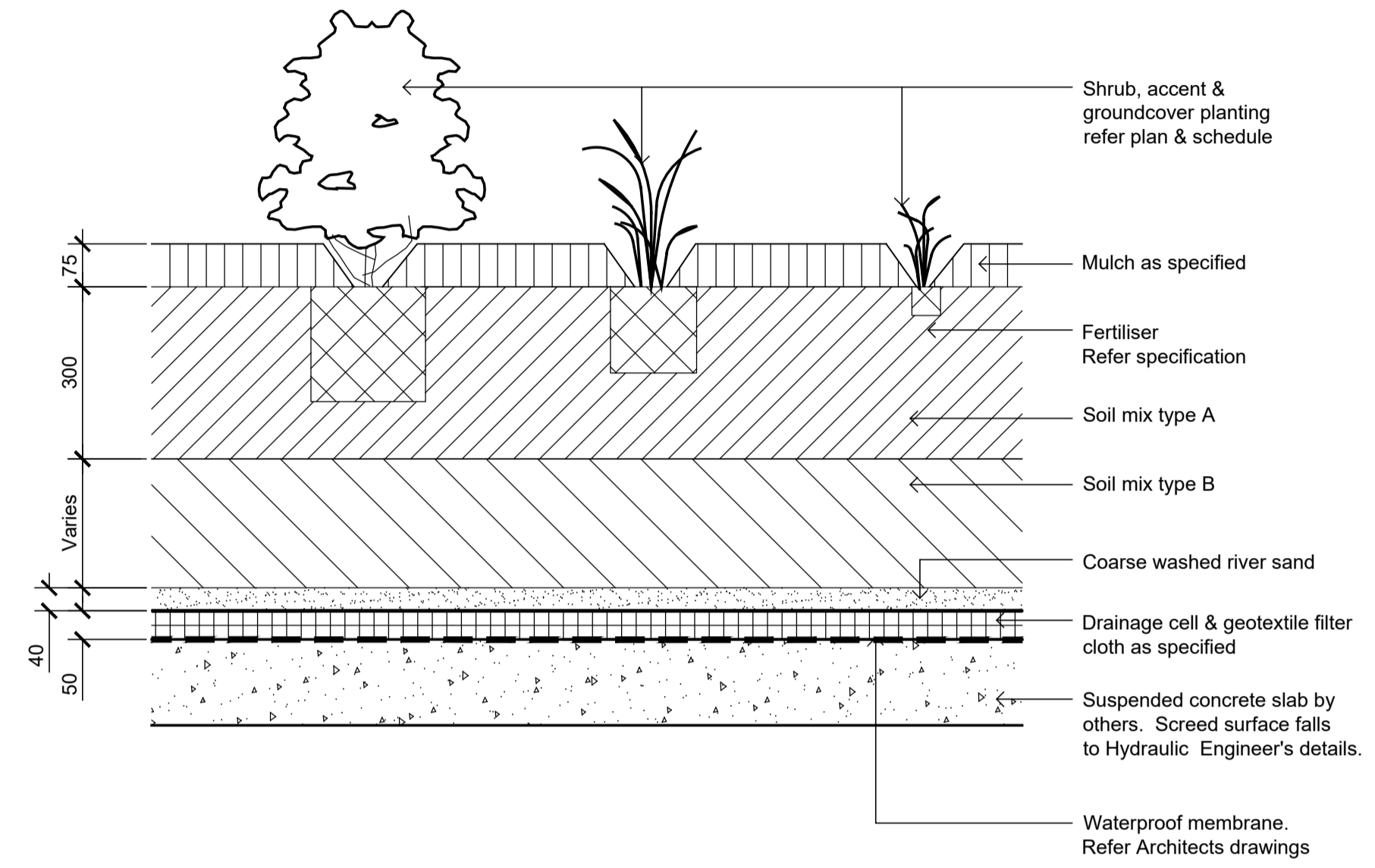
Note:
Install root barrier as required.
Refer specification.

Detail 75-200L Tree Planting on Grade
1:10

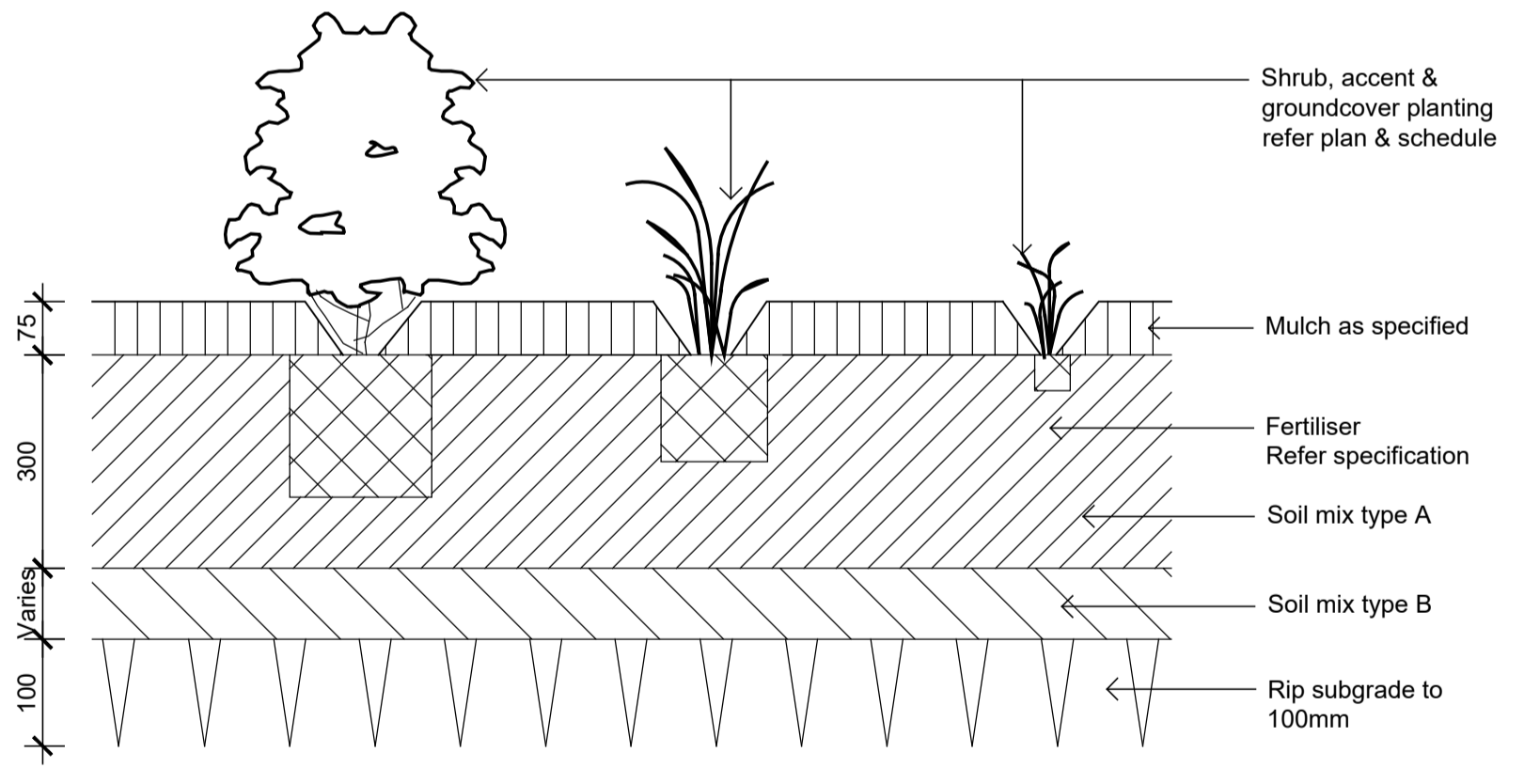


Note:
Install root barrier as required to protect adjacent paths, slabs and paving from root growth damage. Refer plans & specification.

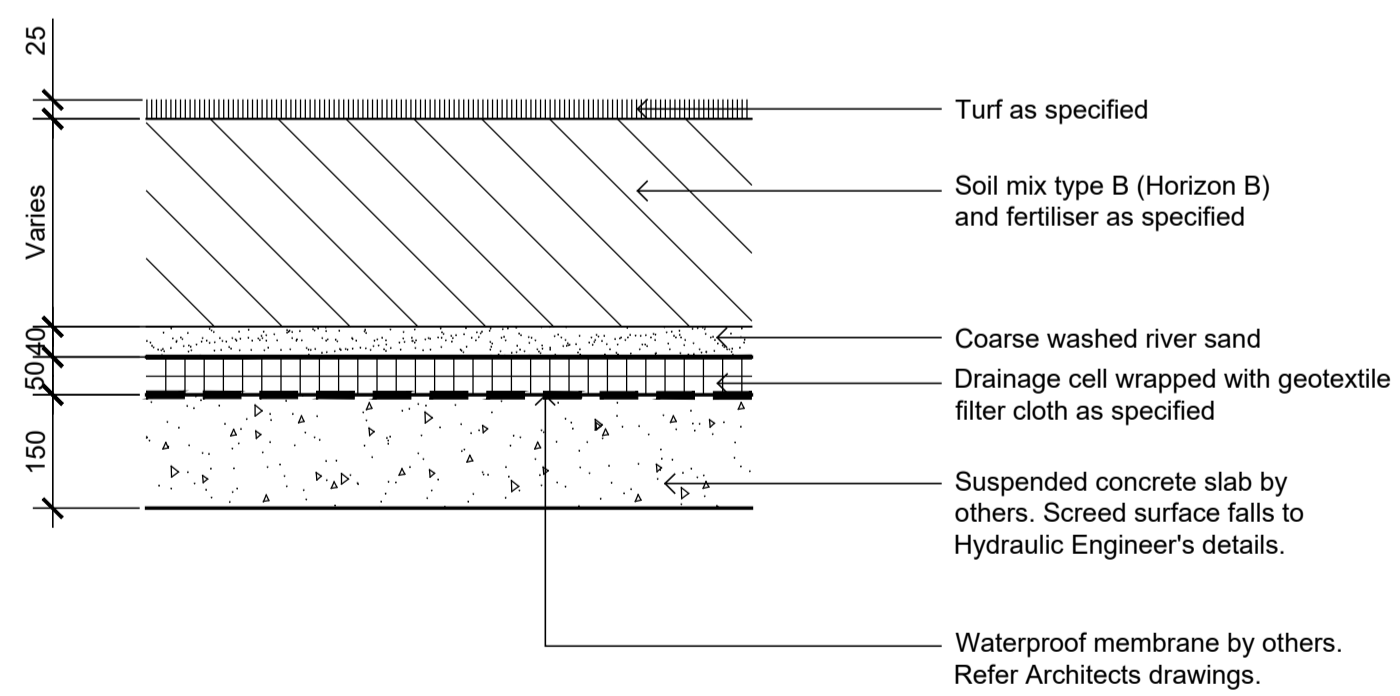
Detail 75-200L Tree Planting on Structure
1:10



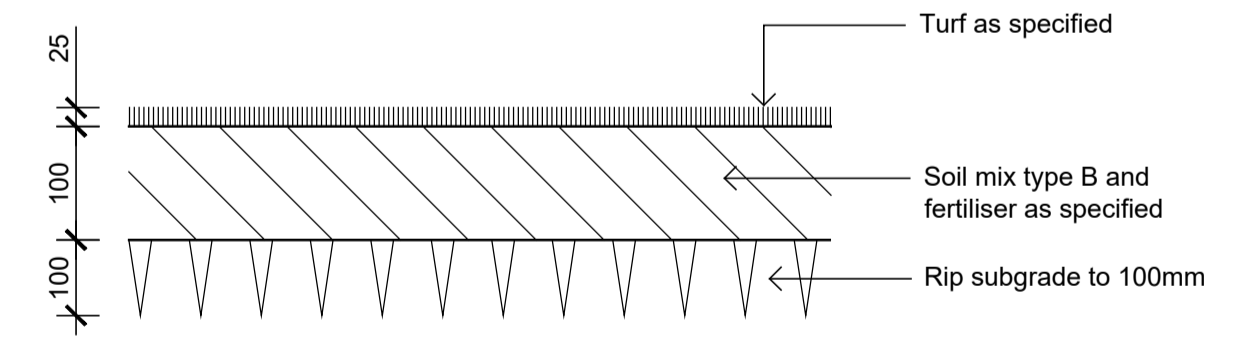
Detail Shrub Accent & Groundcover Planting on Structure
1:10



Detail Shrub Accent & Groundcover Planting on Grade
1:10



Detail Turf on Suspended Structure
1:10



Detail Turf on Even Grade
1:10

Issue	Revision	Description	Drawn	Check	Date
A	S4.55		LH	NM	17.09.2025



Client
Project
242-244 Beecroft Road, Epping

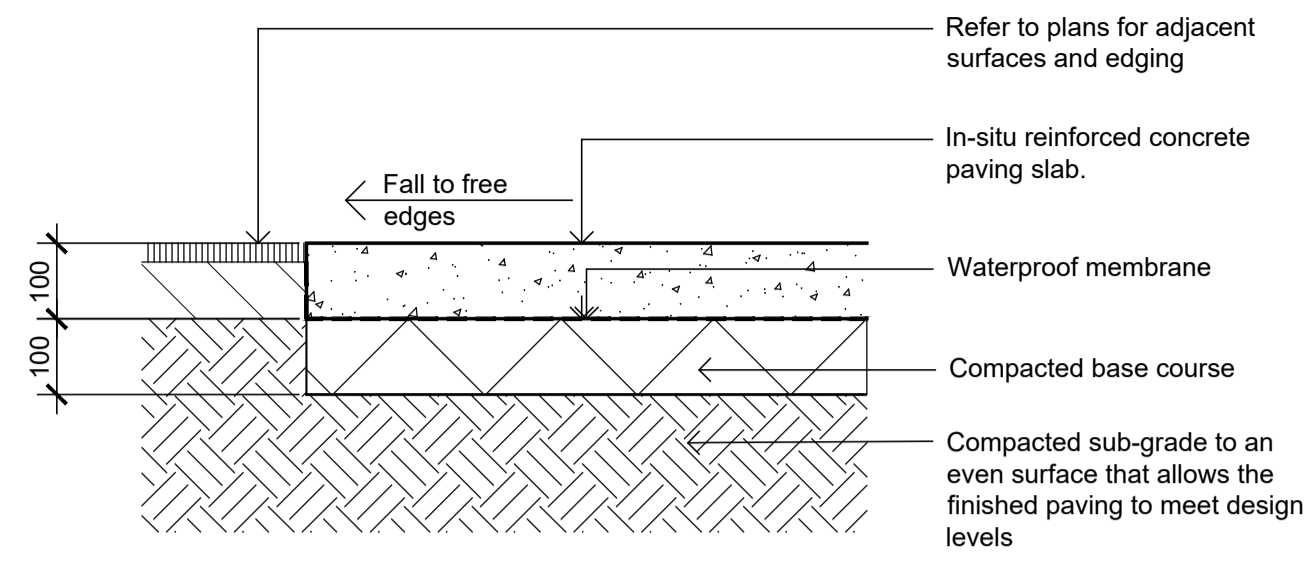
SITE IMAGE
Level 1, 3-5 Baptist Street
Redfern NSW 2016
Australia
Tel: (61 2) 8332 5600
Fax: (61 2) 9698 2877
www.siteimage.com.au
Site Image (NSW) Pty Ltd
ABN 44 801 262 380
Landscape Architects

SECTION 4.55
Drawing Name
Landscape Details

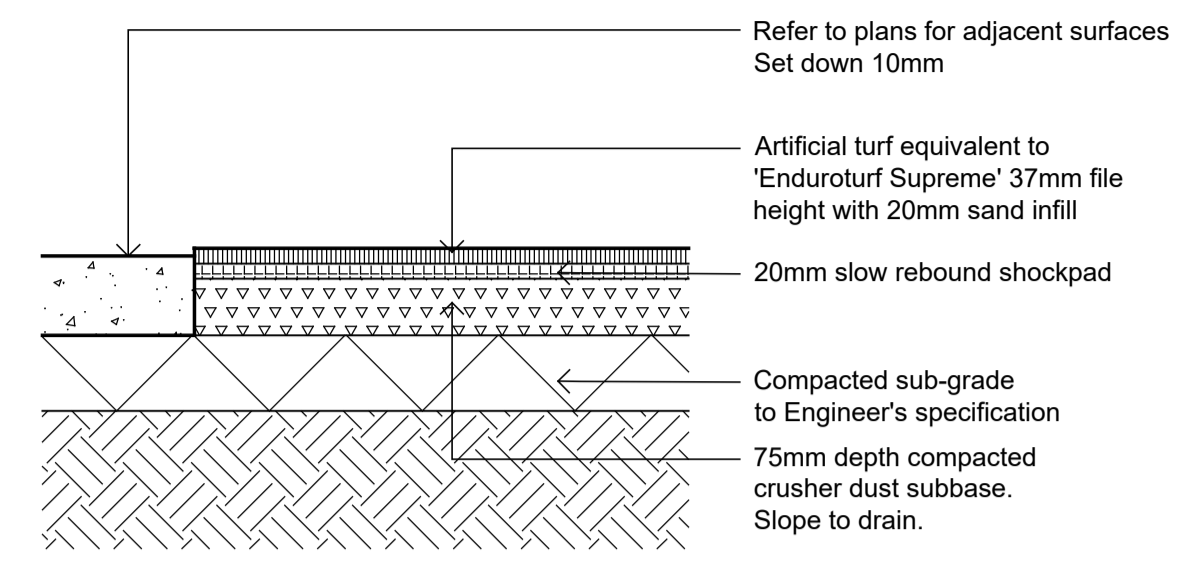
Scale AS SHOWN
Job Number Drawing Number Issue
SS21-4819 501 A

NOT FOR CONSTRUCTION

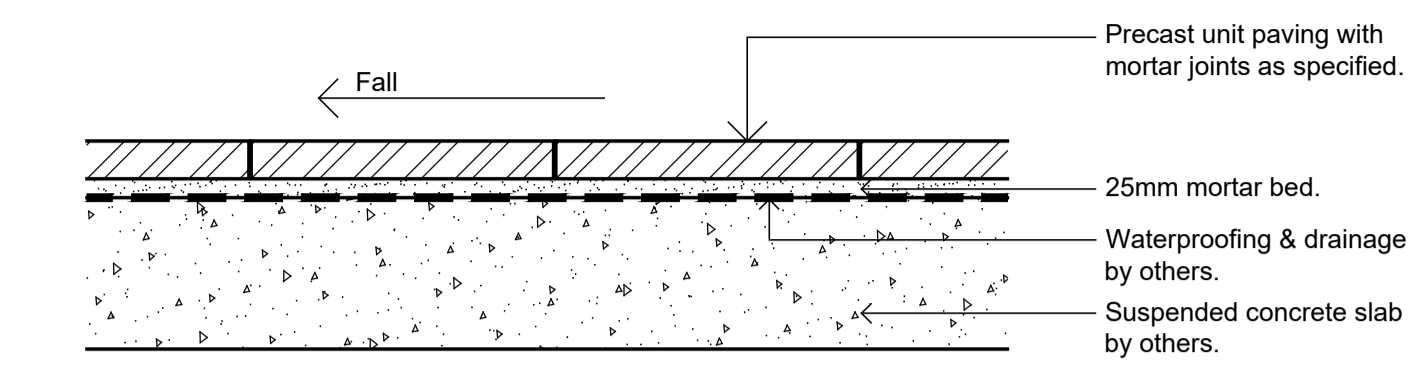
The contractor shall check and verify all work on site (including work by others) before commencing the landscape installation. Any discrepancies are to be reported to the Project Manager or Landscape Architect prior to commencing work. Do not scale this drawing. Any required dimensions not shown shall be referred to the Landscape Architect for confirmation.



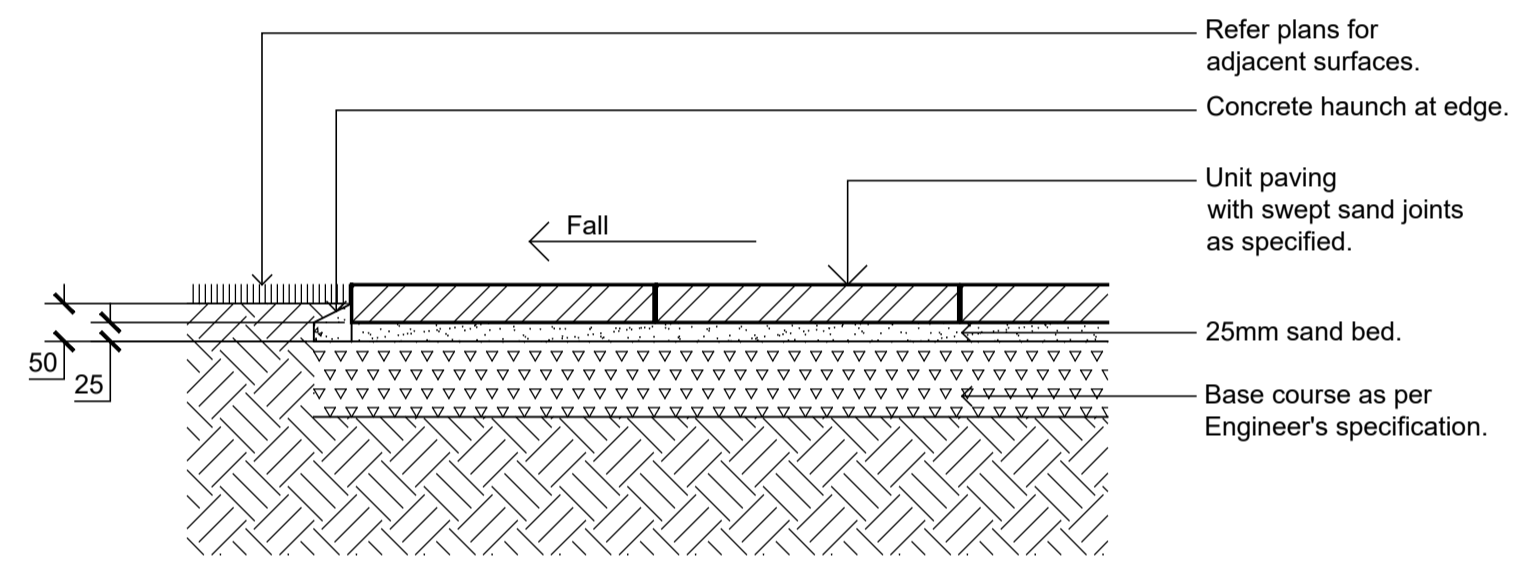
In-situ Concrete Paving - On grade
1:10



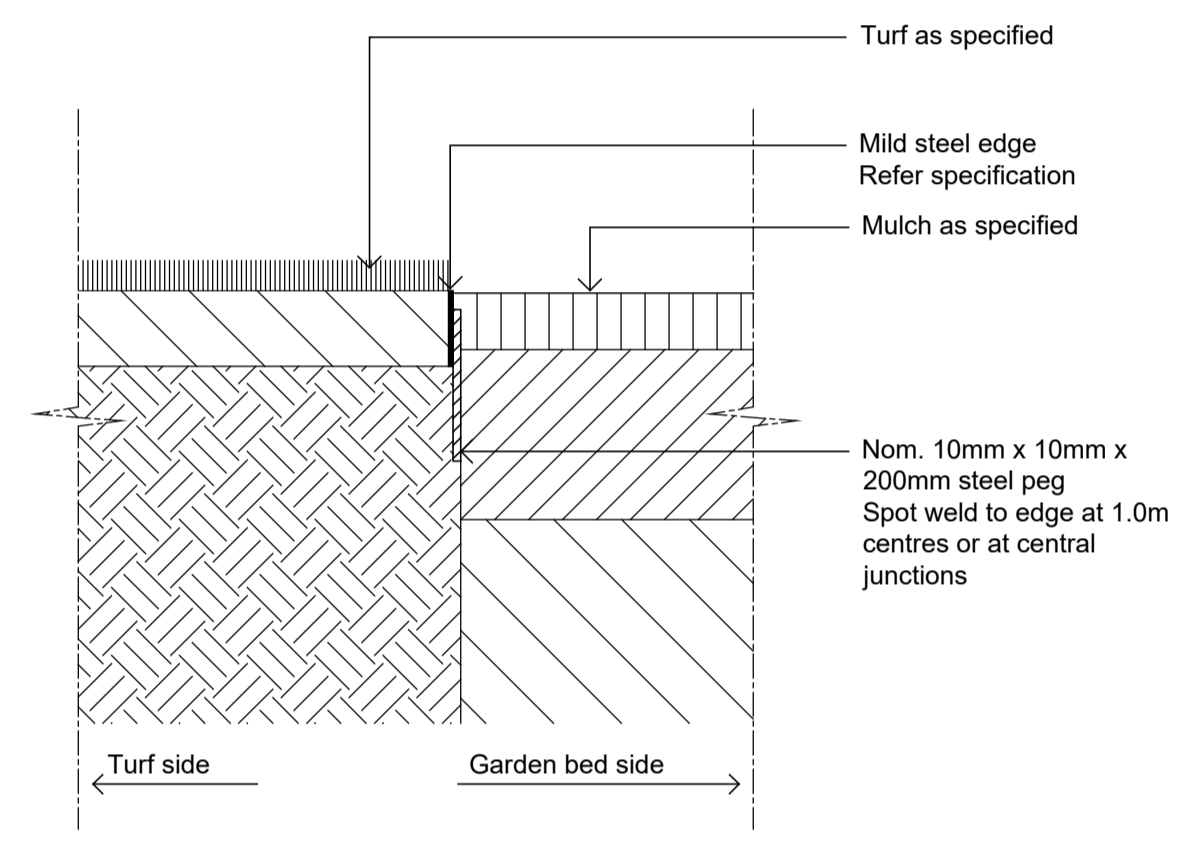
Artificial Turf
1:10



Precast Unit Pavers on Suspended Slab
1:10



Unit Pavers on Grade
1:10



Typical Mild Steel Edge
1:10

Issue	Revision Description	Drawn	Check	Date
A	S4.55	LH	NM	17.09.2025

Client



Project

242-244 Beecroft Road, Epping

SITE IMAGE
Level 1, 3-5 Baptist Street
Redfern NSW 2016
Australia
Tel: (61 2) 8332 5600
Fax: (61 2) 9698 2877
www.siteimage.com.au
Site Image (NSW) Pty Ltd
ABN 44 801 262 380
Landscape Architects

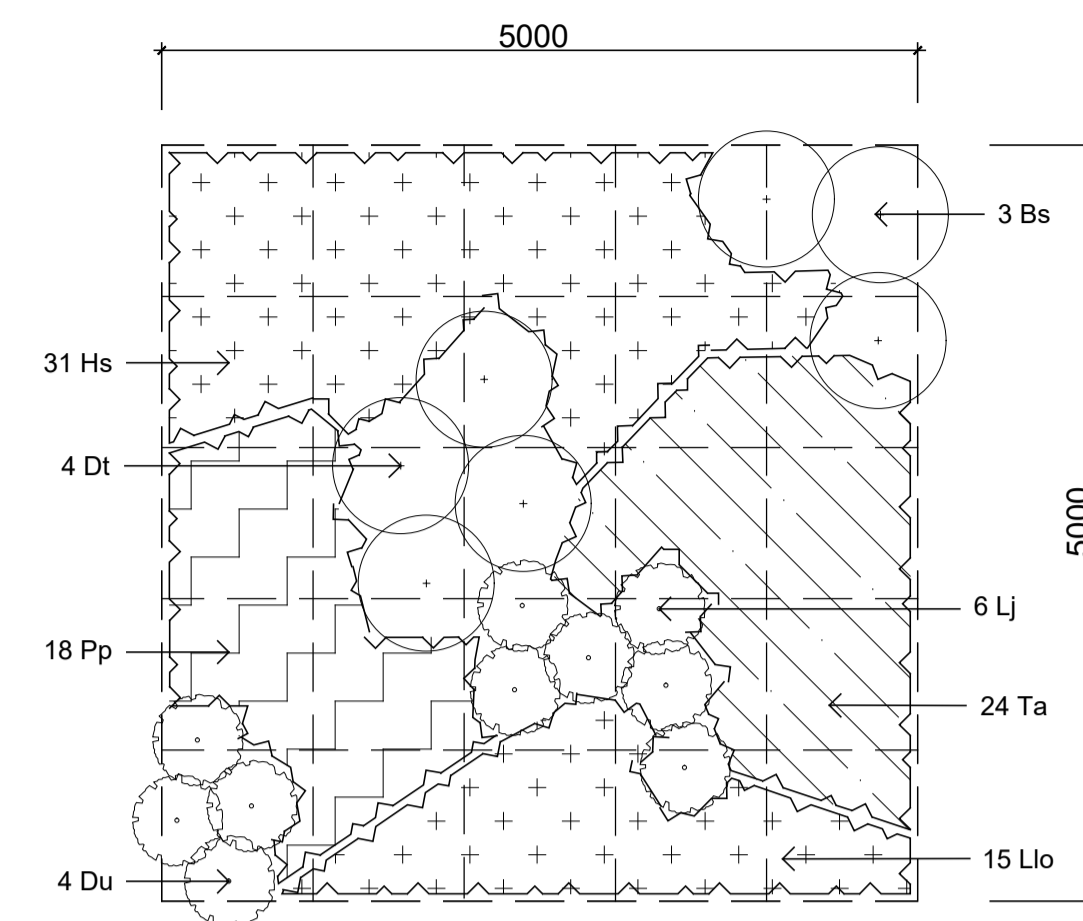
SECTION 4.55

Drawing Name
Landscape Details

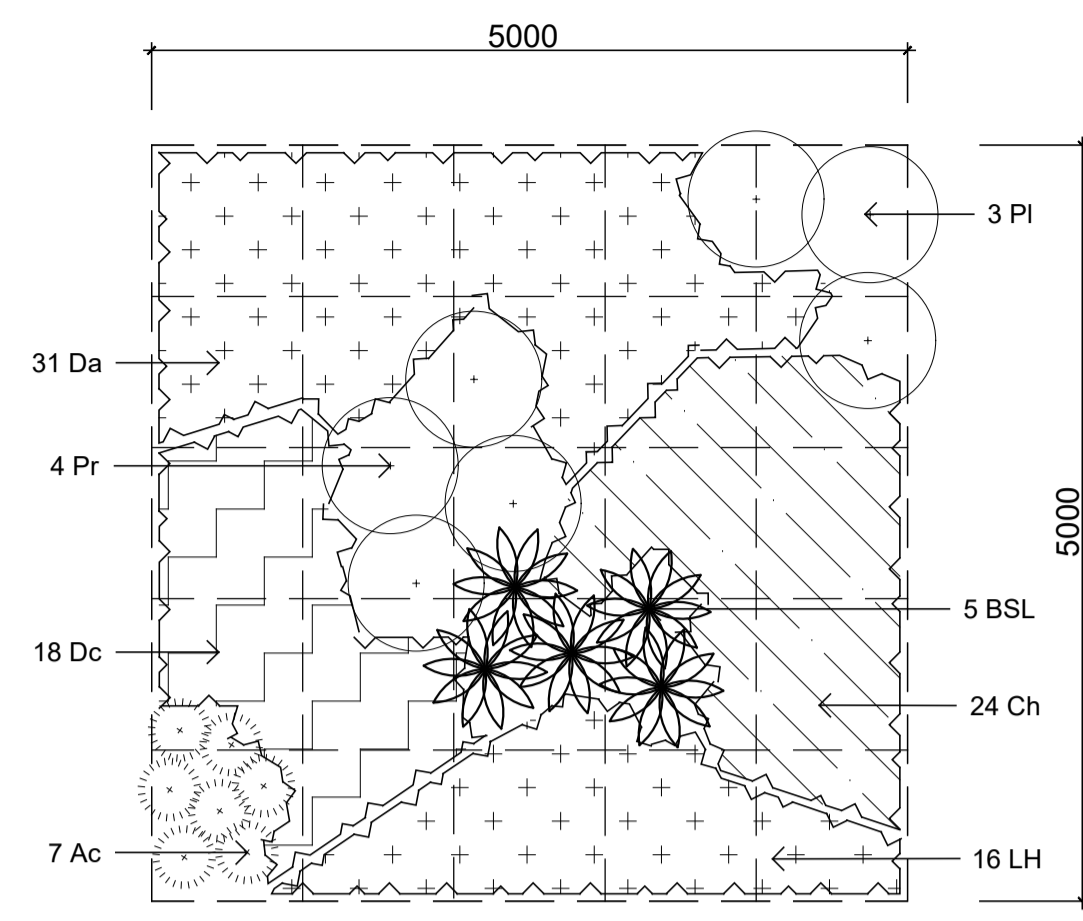
Scale **AS SHOWN**
Job Number **SS21-4819** Drawing Number **502** Issue **A**

NOT FOR CONSTRUCTION

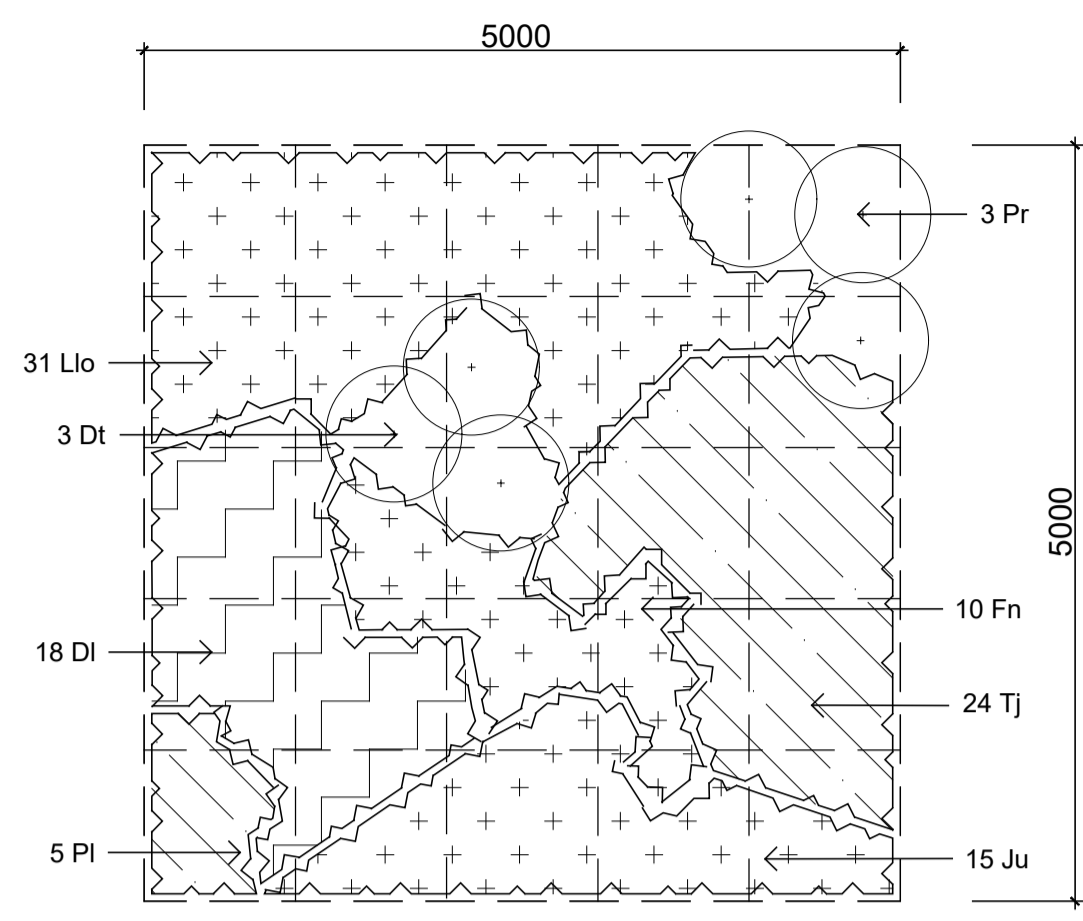
The contractor shall check and verify all work on site (including work by others) before commencing the landscape installation. Any discrepancies are to be reported to the Project Manager or Landscape Architect prior to commencing work. Do not scale this drawing. Any required dimensions not shown shall be referred to the Landscape Architect for confirmation.



Matrix Planting 1
1:50



Matrix Planting 2
1:50



Matrix Planting 3
1:50

Issue	Revision Description	Drawn	Check	Date
A	S4.55	LH	NM	17.09.2025

Client



Project

242-244 Beecroft Road, Epping

Level 1, 3-5 Baptist Street
Redfern NSW 2016
Australia
Tel: (61 2) 8332 5600
Fax: (61 2) 9698 2877
www.siteimage.com.au
Site Image (NSW) Pty Ltd
ABN 44 801 262 380

S I T E I M A G E



Landscape Architects

SECTION 4.55

Drawing Name

Landscape Planting Matrix Details

Scale

AS SHOWN

Job Number

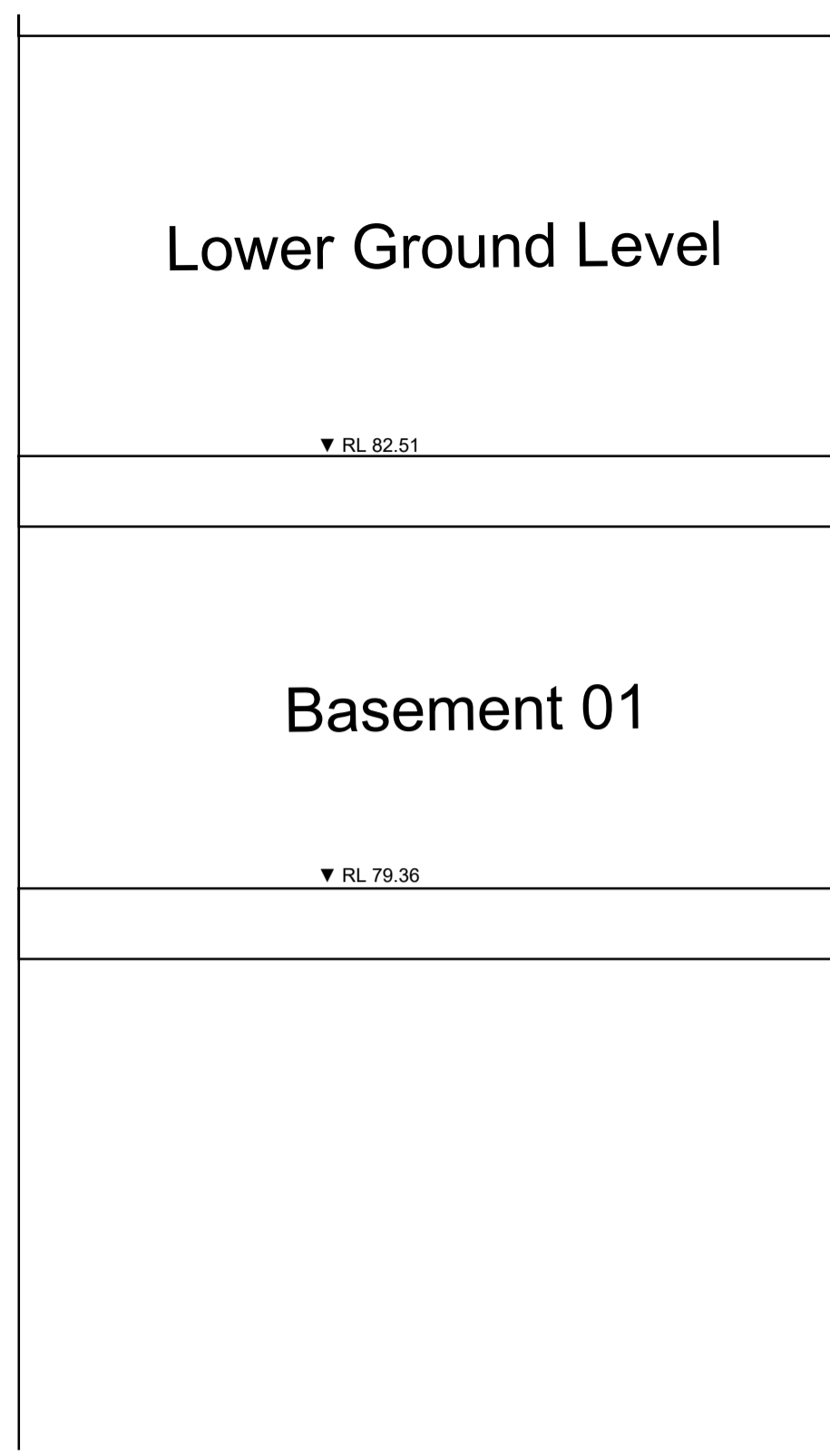
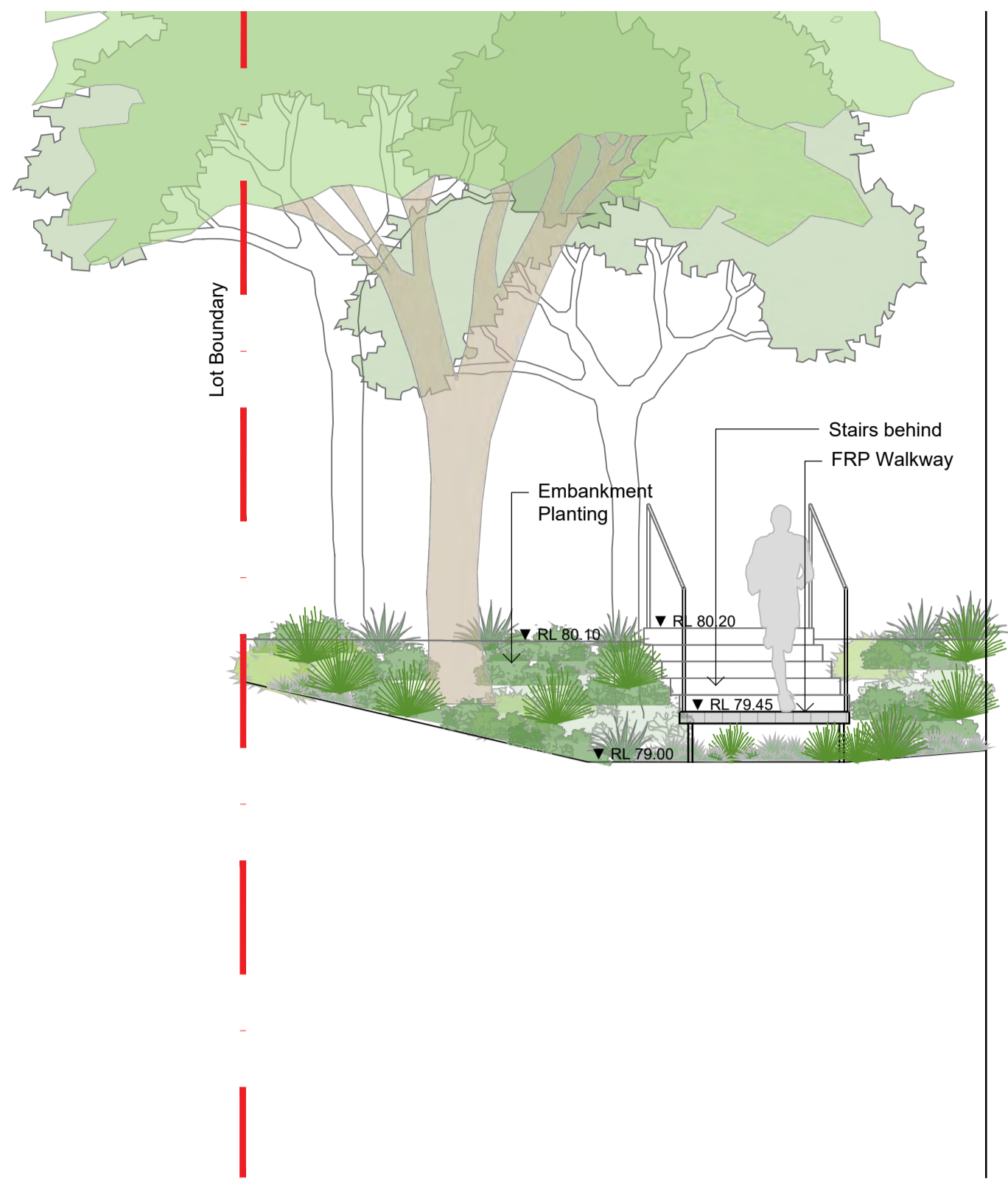
Drawing Number

Issue

SS21-4819

503 A

NOT FOR CONSTRUCTION



01 Section - Building E Walkway Interface
601 1:50



02 Section - Ground Floor Communal Courtyard
601 1:50

NOT FOR CONSTRUCTION

© 2021 Site Image (NSW) Pty Ltd ABN 44 801 262 380 as agent for Site Image NSW Partnership. All rights reserved. This drawing is copyright and shall not be reproduced or copied in any form or by any means (graphic, electronic or mechanical including photocopy) without the written permission of Site Image (NSW) Pty Ltd. Any license, expressed or implied, to use this document for any purpose what so ever is restricted to the terms of the written agreement between Site Image (NSW) Pty Ltd and the instructing party.

The contractor shall check and verify all work on site (including work by others) before commencing the landscape installation. Any discrepancies are to be reported to the Project Manager or Landscape Architect prior to commencing work. Do not scale this drawing. Any required dimensions not shown shall be referred to the Landscape Architect for confirmation.

Issue	Revision Description	Drawn	Check	Date
A	S4.55	LH	NM	17.09.2025



Project
242-244 Beecroft Road, Epping

SITE IMAGE
Level 1, 3-5 Baptist Street
Redfern NSW 2016
Australia
Tel: (61 2) 8332 5600
Fax: (61 2) 9698 2877
www.siteimage.com.au
Site Image (NSW) Pty Ltd
ABN 44 801 262 380
Landscape Architects

SECTION 4.55

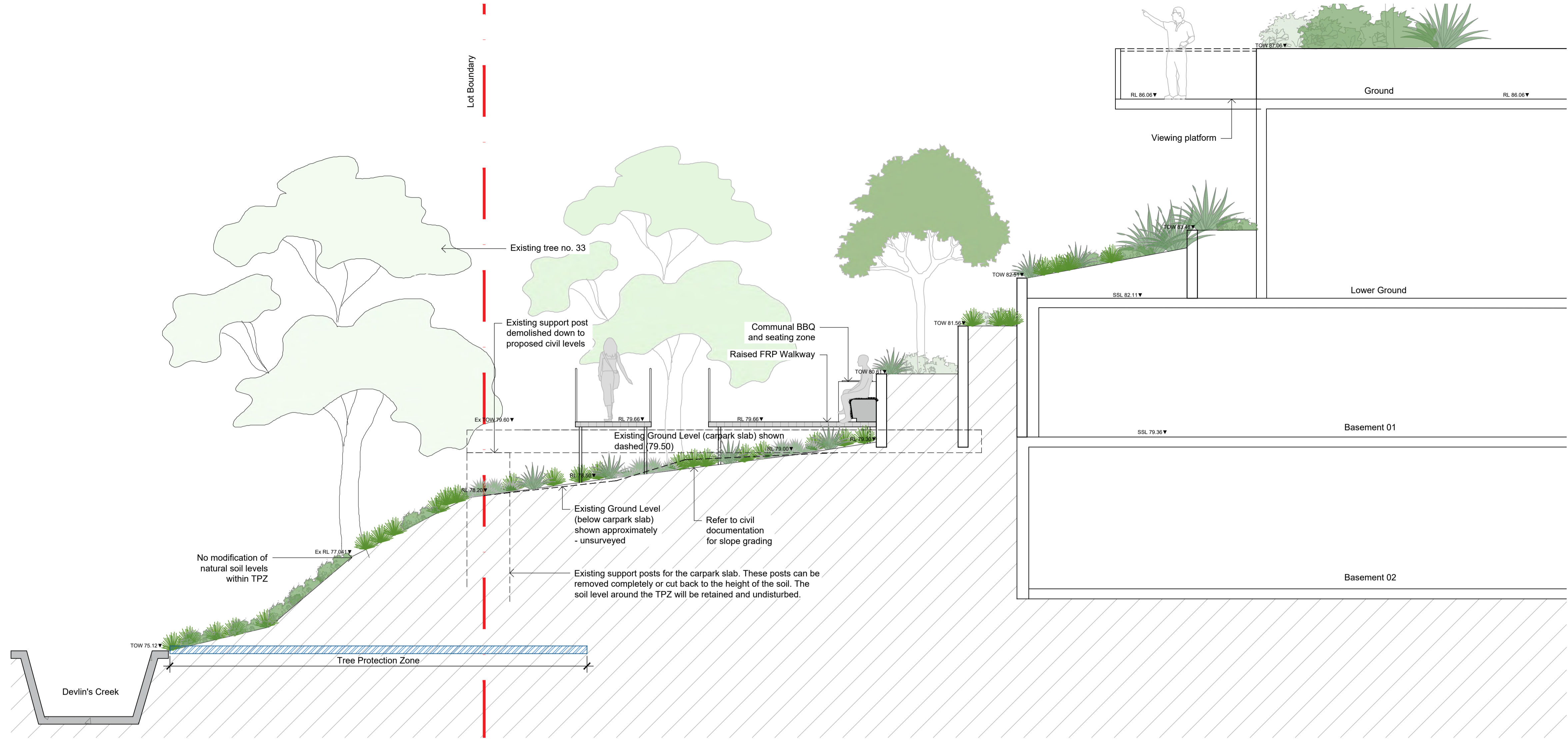
Drawing Name
Landscape Sections

Scale	AS SHOWN	Issue
Job Number	Drawing Number	Issue
SS21-4819	601	A

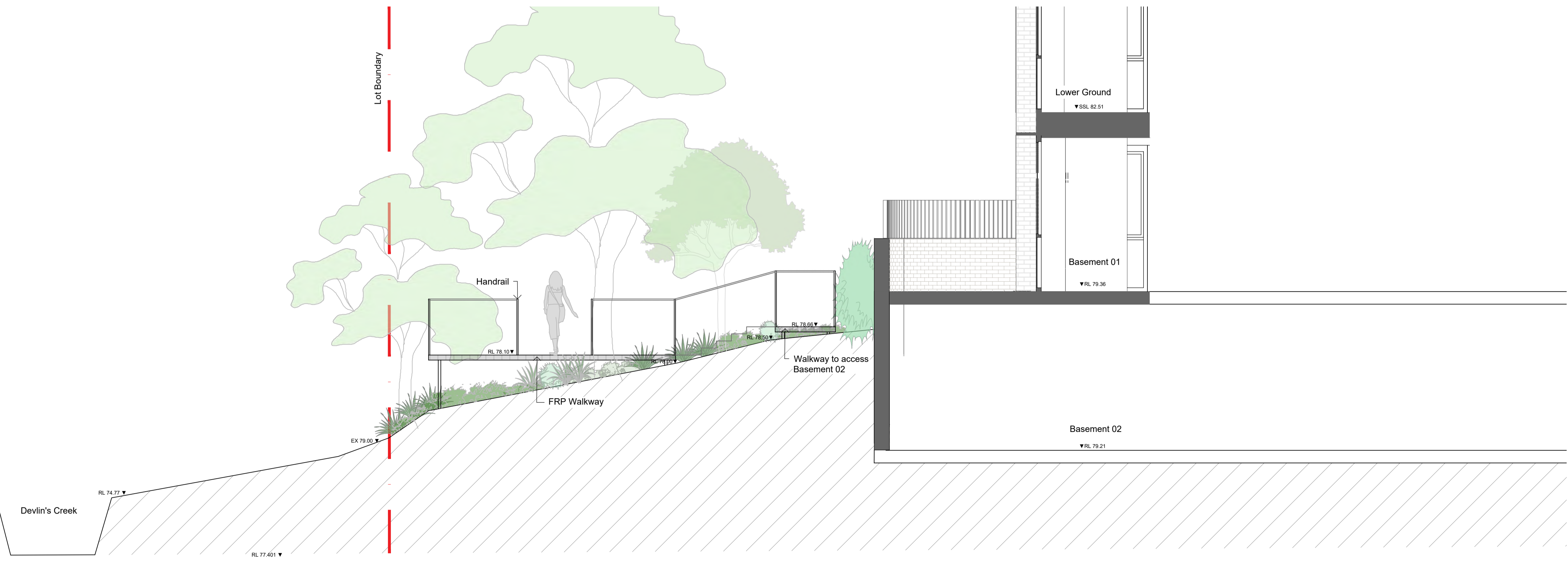
© 2021 Site Image (NSW) Pty Ltd ABN 44 801 262 380 as agent for Site Image NSW Partnership. All rights reserved. This drawing is copyright and shall not be reproduced or copied in any form or by any means (graphic, electronic or mechanical including photocopy) without the written permission of Site Image (NSW) Pty Ltd. Any license, expressed or implied, to use this document for any purpose whatsoever is restricted to the terms of the written agreement between Site Image (NSW) Pty Ltd and the instructing party.

The contractor shall check and verify all work on site (including work by others) before commencing the landscape installation. Any discrepancies are to be reported to the Project Manager or Landscape Architect prior to commencing work. Do not scale this drawing. Any required dimensions not shown shall be referred to the Landscape Architect for confirmation.

A	S4.55	LH	NM	17.09.2025
Issue	Revision Description	Drawn	Check	Date



01 Section - Devlin's Creek Interface
602 1:50



02 Section - Devlin's Creek Interface
602 1:50

NOT FOR CONSTRUCTION



Project
242-244 Beecroft Road, Epping

SITE IMAGE
Level 1, 3-5 Baptist Street
Redfern NSW 2016
Australia
Tel: (61 2) 8332 5600
Fax: (61 2) 9698 2877
www.siteimage.com.au
Site Image (NSW) Pty Ltd
ABN 44 801 262 380
Landscape Architects

SECTION 4.55
Drawing Name
Landscape Sections

Scale AS SHOWN
Job Number Drawing Number Issue
SS21-4819 602 A

© 2021 Site Image (NSW) Pty Ltd ABN 44 801 262 380 as agent for Site Image NSW Partnership. All rights reserved. This drawing is copyright and shall not be reproduced or copied in any form or by any means (graphic, electronic or mechanical including photocopy) without the written permission of Site Image (NSW) Pty Ltd. Any license, expressed or implied, to use this document for any purpose what so ever is restricted to the terms of the written agreement between Site Image (NSW) Pty Ltd and the instructing party.

The contractor shall check and verify all work on site (including work by others) before commencing the landscape installation. Any discrepancies are to be reported to the Project Manager or Landscape Architect prior to commencing work. Do not scale this drawing. Any required dimensions not shown shall be referred to the Landscape Architect for confirmation.



Issue	Revision Description	Drawn	Check	Date
A	S4.55	LH	NM	17.09.2025

01 Longitudinal Section - Through-Site Link
603 1:75



Project
242-244 Beecroft Road, Epping

S I T E I M A G E
Level 1, 3-5 Baptist Street
Redfern NSW 2016
Australia
Tel: (61 2) 8332 5600
Fax: (61 2) 9698 2877
www.siteimage.com.au
Site Image (NSW) Pty Ltd
ABN 44 801 262 380
Landscape Architects

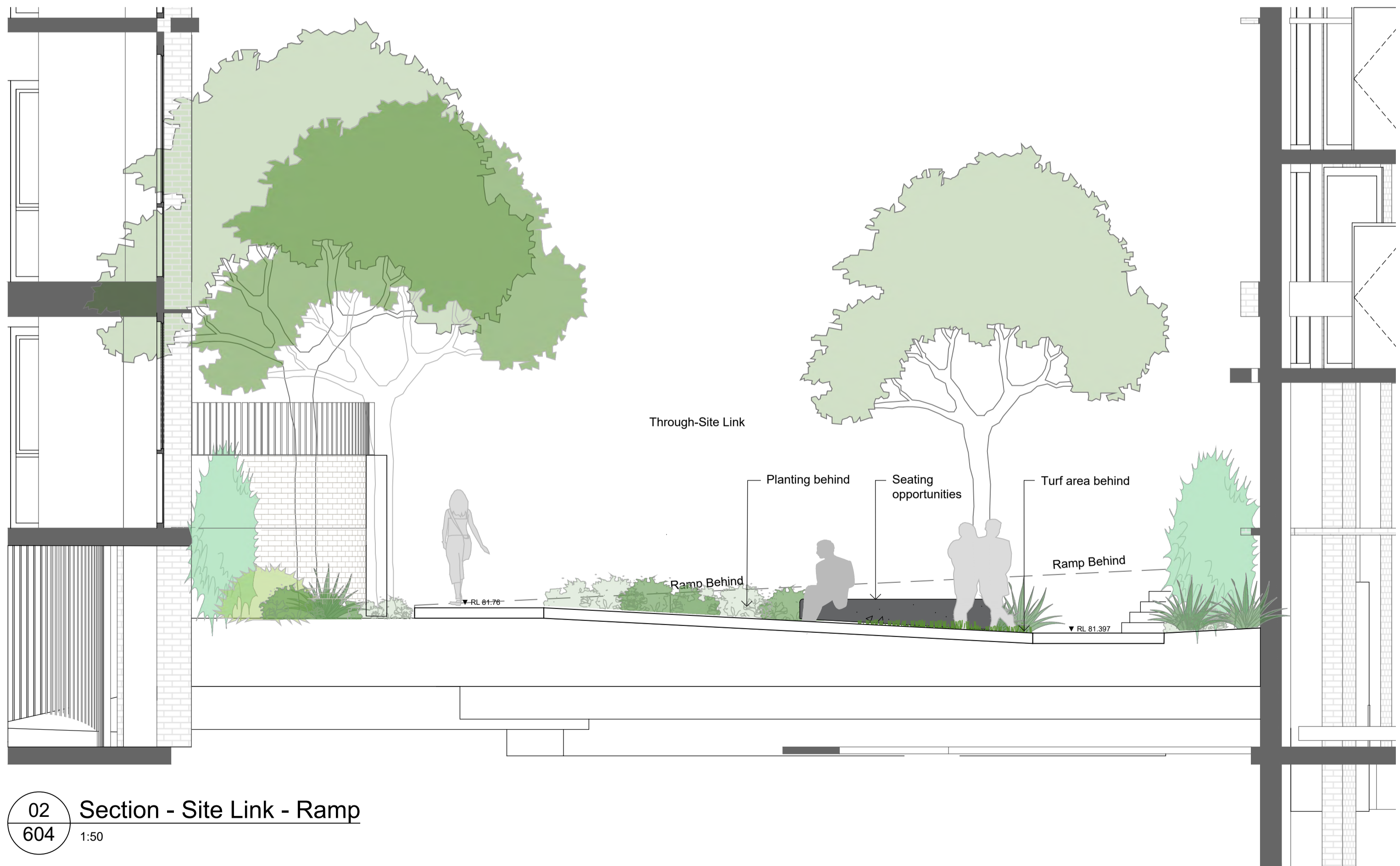
SECTION 4.55
Drawing Name
Landscape Sections

Scale AS SHOWN
Job Number Drawing Number Issue
SS21-4819 603 A

NOT FOR CONSTRUCTION



01 Section - Site Link - Terraced Grass Area
604 1:50



02 Section - Site Link - Ramp
604 1:50

© 2021 Site Image (NSW) Pty Ltd ABN 44 801 262 380 as agent for Site Image NSW Partnership. All rights reserved. This drawing is copyright and shall not be reproduced or copied in any form or by any means (graphic, electronic or mechanical including photocopy) without the written permission of Site Image (NSW) Pty Ltd. Any license, expressed or implied, to use this document for any purpose what so ever is restricted to the terms of the written agreement between Site Image (NSW) Pty Ltd and the instructing party.

The contractor shall check and verify all work on site (including work by others) before commencing the landscape installation. Any discrepancies are to be reported to the Project Manager or Landscape Architect prior to commencing work. Do not scale this drawing. Any required dimensions not shown shall be referred to the Landscape Architect for confirmation.

Issue	Revision Description	LH	NM	17.09.2025
A	S4.55			



Client
DASCO

Project
242-244 Beecroft Road, Epping

SITE IMAGE
Level 1, 3-5 Baptist Street
Piedmont NSW 2016
Australia
Tel: (61 2) 8332 5600
Fax: (61 2) 9698 2877
www.siteimage.com.au
Site Image (NSW) Pty Ltd
ABN 44 801 262 380
Landscape Architects

SECTION 4.55

Drawing Name
Landscape Sections

Scale
AS SHOWN

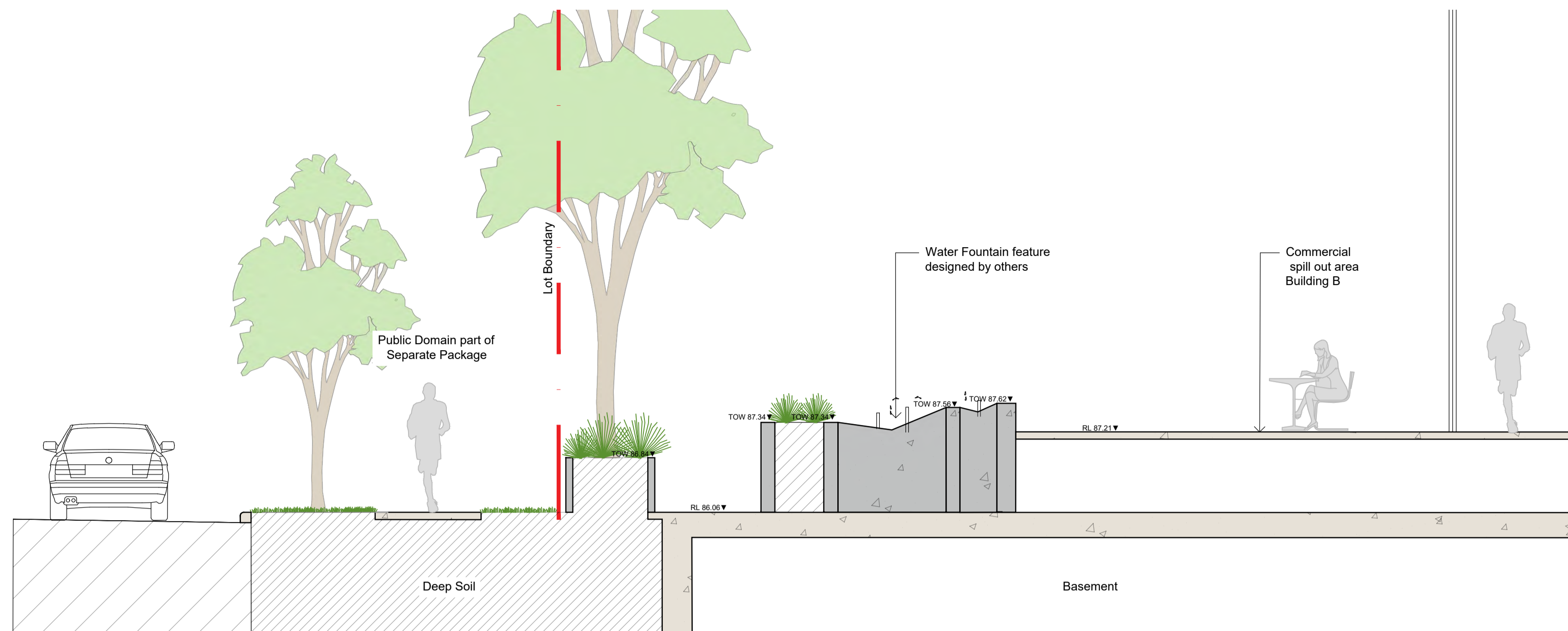
Job Number
SS21-4819

Drawing Number
604

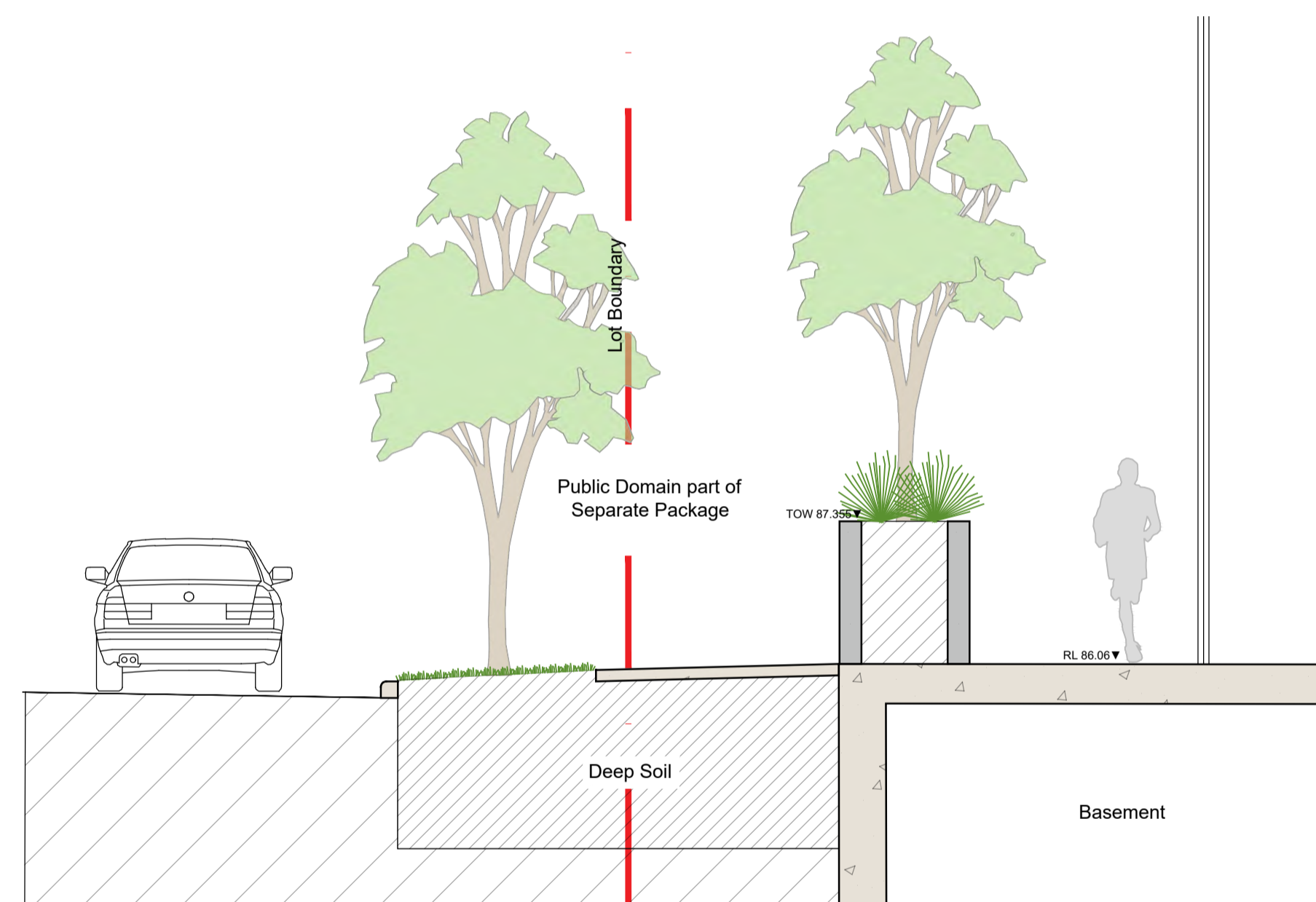
Issue
A

NOT FOR CONSTRUCTION

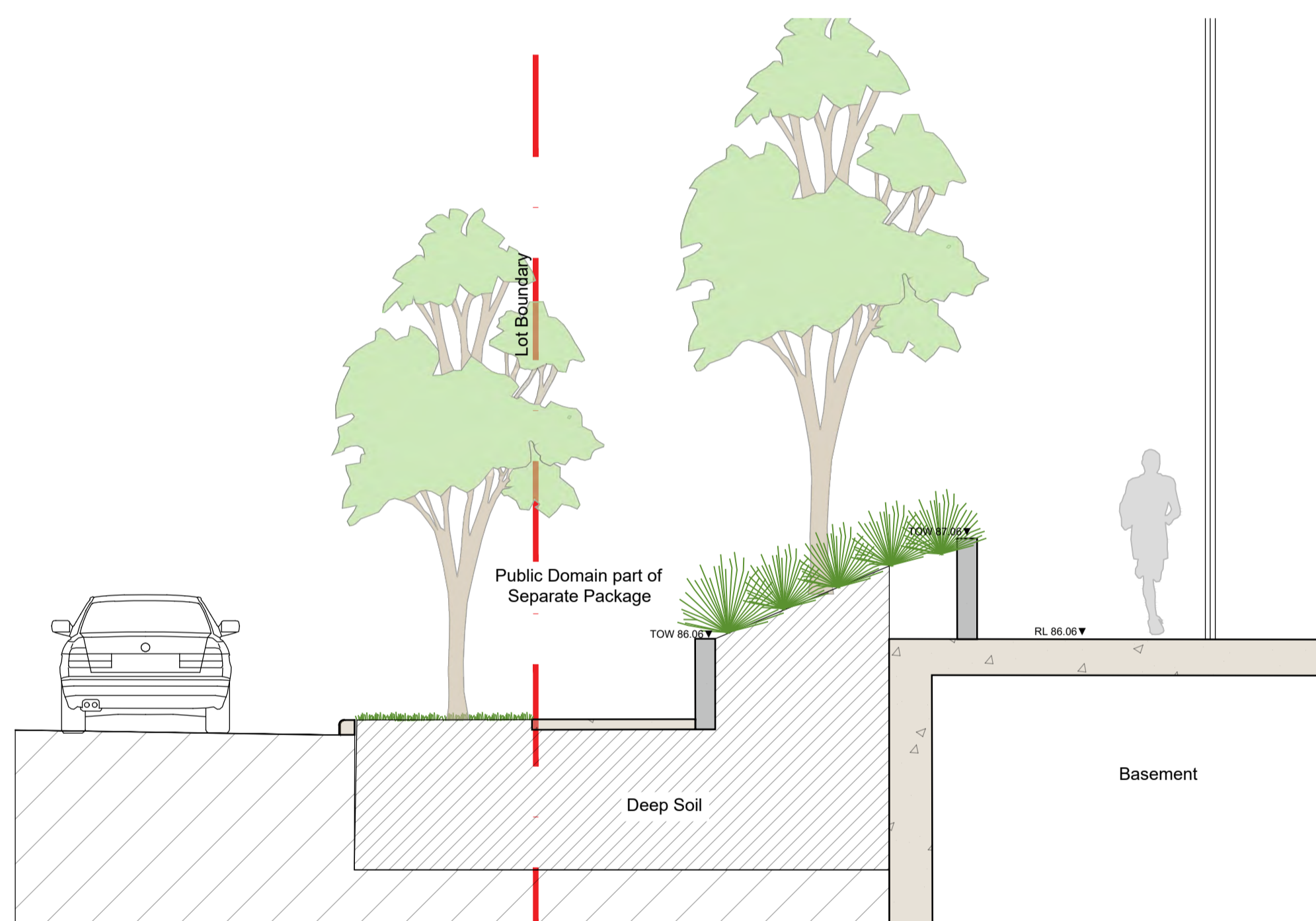
The contractor shall check and verify all work on site (including work by others) before commencing the landscape installation. Any discrepancies are to be reported to the Project Manager or Landscape Architect prior to commencing work. Do not scale this drawing. Any required dimensions not shown shall be referred to the Landscape Architect for confirmation.



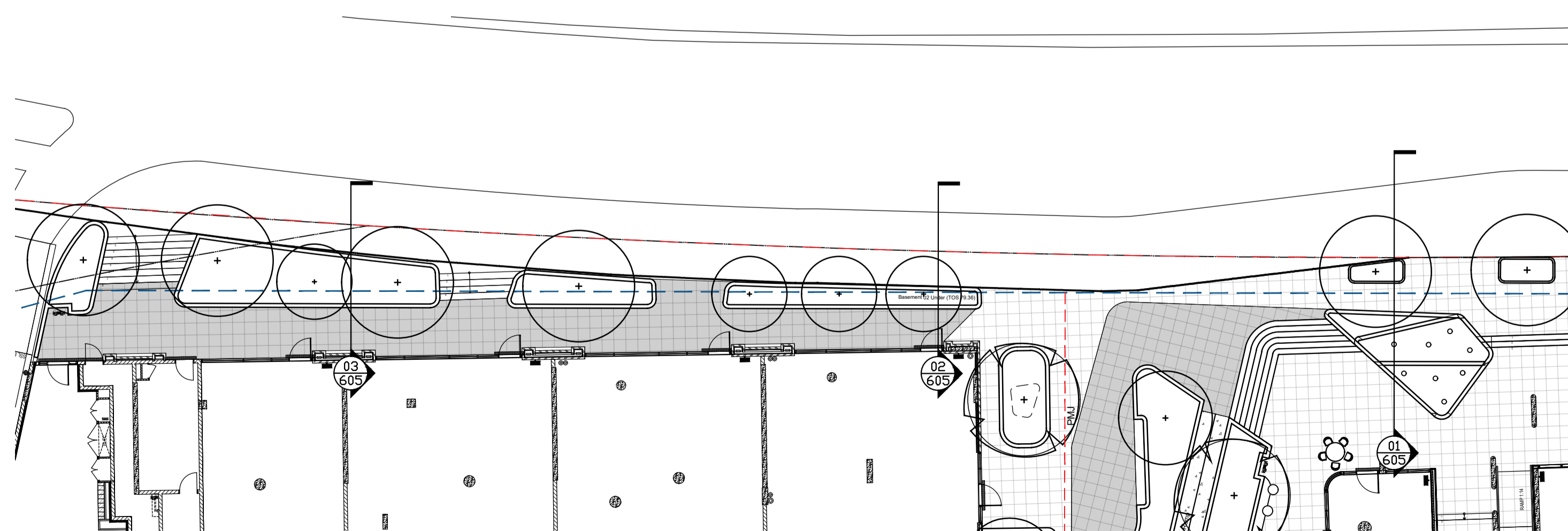
01 Section - Beecroft Road Interface
605 1:50



02 Section - Beecroft Road Interface
605 1:50



03 Section - Beecroft Road Interface
605 1:50



Key Plan
NTS

Issue	Revision Description	Drawn	Check	Date
A	S4.55	LH	NM	17.09.2025

Client



Project

242-244 Beecroft Road, Epping

Level 1, 3-5 Baptist Street
Redfern NSW 2016
Australia

Tel: (61 2) 8332 5600
Fax: (61 2) 9698 2877
www.siteimage.com.au

Site Image (NSW) Pty Ltd
ABN 44 801 262 380

SITE IMAGE



SECTION 4.55

Drawing Name

Landscape Sections

Scale

AS SHOWN

Job Number

Drawing Number

Issue

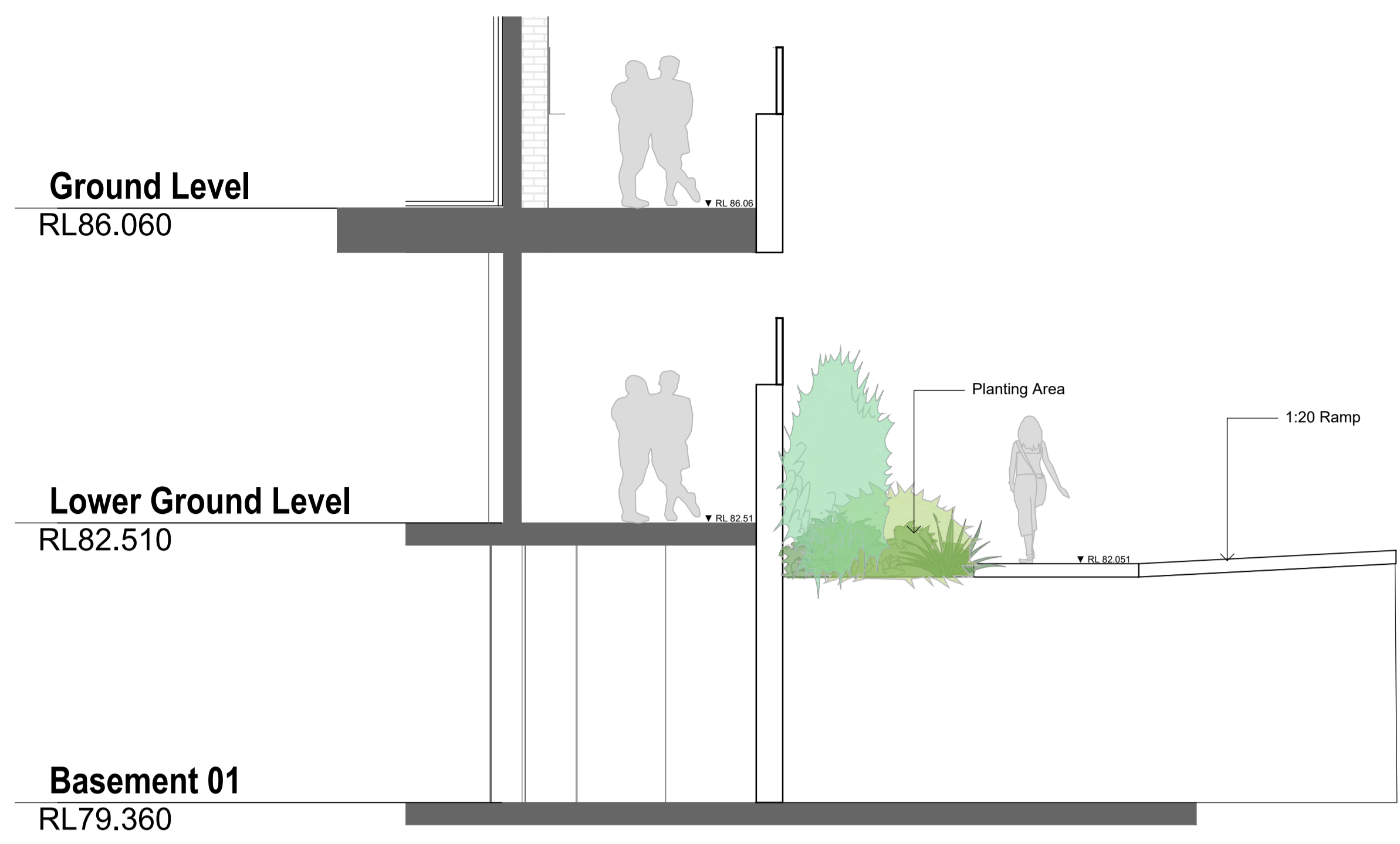
SS21-4819

605 A

NOT FOR CONSTRUCTION

The contractor shall check and verify all work on site (including work by others) before commencing the landscape installation. Any discrepancies are to be reported to the Project Manager or Landscape Architect prior to commencing work. Do not scale this drawing. Any required dimensions not shown shall be referred to the Landscape Architect for confirmation.

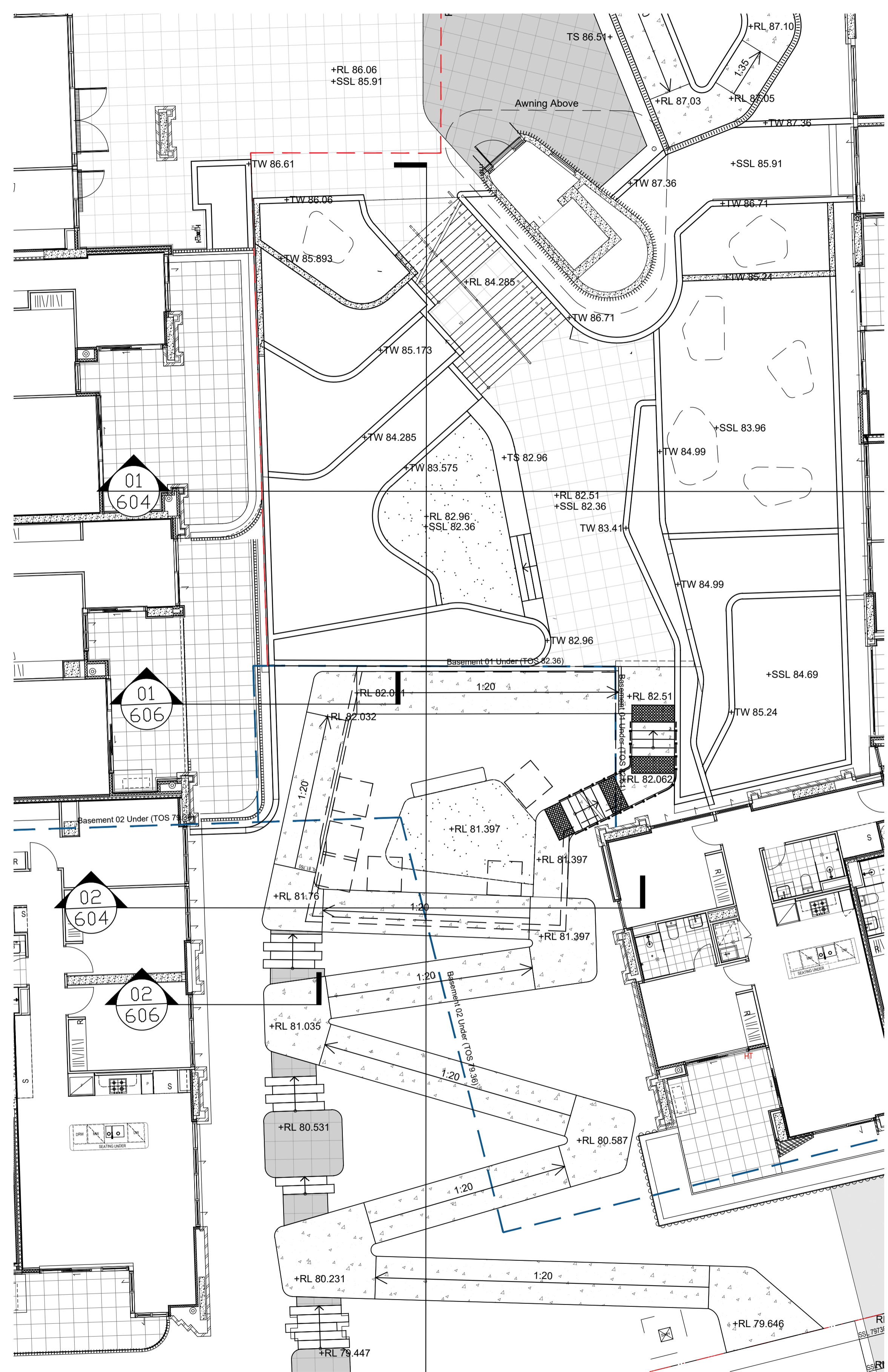
Issue	Revision Description	Drawn	Check	Date
A	S4.55	LH	NM	17.09.2025



01
606
1:50
Detail Section - Balcony and Ramp



02
606
1:50
Detail Section - Balcony and Ramp



Key Plan
NTS



Client
242-244 Beecroft Road, Epping

Project
242-244 Beecroft Road, Epping

SITE IMAGE
Level 1, 3-5 Baptist Street
Redfern NSW 2016
Australia
Tel: (61 2) 8332 5600
Fax: (61 2) 9698 2877
www.siteimage.com.au
Site Image (NSW) Pty Ltd
ABN 44 801 262 380



SECTION 4.55
Drawing Name
Landscape Sections

Scale
Job Number
SS21-4819

AS SHOWN
Drawing Number
Issue
606 A

NOT FOR CONSTRUCTION