15-21 Britton Street Smithfield NSW

28 October 2024

Detailed Site Investigation



Document Information

Detailed Site Investigation,

15-21 Britton Street, Smithfield NSW 2164

Prepared by:

Senversa Pty Ltd
ABN: 89 132 231 380
Level 24, 1 Market St, Sydney, NSW 2000
tel:+61 2 8252 0000
www.senversa.com.au

Prepared for:

Lendlease Real Estate Investments Ltd

Revision	Date	Author	Reviewed	Approved	Detail
0	15 March 2024	Julia Nicholson	Judith Barnes	Melissa Porter	DRAFT for Client's review
1	29 May 2024	Julia Nicholson	Judith Barnes	Jason Clay	Final
2	30 May 2024	Julia Nicholson	Judith Barnes	Jason Clay	Final
3	5 June 2024	Julia Nicholson	Judith Barnes	Jason Clay	Final
4	11 July 2024	Julia Nicholson	Judith Barnes	Jason Clay	Final
5	15 July 2024	Julia Nicholson	Judith Barnes	Jason Clay	Final
6	18 September 2024	Julia Nicholson	Judith Barnes	Jason Clay	Final
7	28 October 2024	Julia Nicholson	Judith Barnes	Jason Clay	Final

Project Manager: Julia Nicholson

Project Director: Jason Clay

Disclaimer and Limitations:

This document is confidential and has been prepared by Senversa for use only by its client and for the specific purpose described in our proposal which is subject to limitations. No party other than Senversa's client may rely on this document without the prior written consent of Senversa, and no responsibility is accepted for any damages suffered by any third party arising from decisions or actions based on this document. Matters of possible interest to third parties may not have been specifically addressed for the purposes of preparing this document and the use of professional judgement for the purposes of Senversa's work means that matters may have existed that would have been assessed differently on behalf of third parties.

Senversa prepared this document in a manner consistent with the level of care and skill ordinarily exercised by members of Senversa's profession practising in the same locality under similar circumstances at the time the services were performed.

Permission should be sought before any reference (written or otherwise) is made public that identifies any people, person, address or location named within or involved in the preparation of this report. Senversa requires that this document be considered only in its entirety and reserves the right to amend this report if further information becomes available. This document is issued subject to the technical principles, limitations and assumptions provided herein in **Section 12.0**.

©2024 Senversa Pty Ltd

Senversa acknowledges the traditional custodians of the land on which this work was created and pay our respect to Elders past and present.

Executive Summary

Introduction

Senversa Pty Ltd (Senversa) was engaged by Lendlease Real Estate Investments Ltd (Lendlease) to undertake a detailed site investigation (DSI) at 15-21 Britton Street and 28-54 Percival Road, Smithfield NSW (the site). The site is legally identified as Lot 1 DP 597082 and Lot 34 DP 617521, site location is provided on **Figure 1**. It occupies a total area of approximately 8.75 hectares (ha), with approximately 3.81 ha occupied by building footprints.

The site is currently occupied by existing warehouse buildings and carpark areas and is currently leased by multiple tenants including Snackbrands (food processing packaging facility), DGL Group (warehousing and distributing dangerous goods), Sancell (warehousing and distributing protective packaging), CRL Express (warehousing and distributing), Paraolympics (storage warehouse) and Microbial Screening Technologies (microbial lab). The current site layout is provided on **Figure 2**.

Lendlease proposes to redevelop the site with construction of multi-level warehouse buildings across the two allotments. Details on the proposed development are provided in **Section 1.6.** The proposed redevelopment has triggered the need for further investigation to characterise the environmental conditions at the site.

Objectives

Lendlease's overall objective is the preparation of an Environmental Impact Statement (EIS), a requirement of the state significant development (SSD) application.

The objective of this DSI is to address Conditions 12 and 16 of the Secretary's Environmental Assessment Requirements (SEARs) issued by the NSW Department of Planning and Environment for warehouse and distribution centre applications (SSD-67368956).

More specifically the aim of this investigation is to characterise the nature and extent of potential contamination, assess whether the land is suitable for the proposed development and determine whether further investigation and/or management is required to make the site suitable for the intended land use as per the SEARs requirements.

Scope of Works

Senversa completed the following scope of works in February and April 2024:

- Desktop review of site history and background information, to identify potential areas of environmental concern (AECs) and associated contaminants of potential concern (CoPCs).
- Soil investigation at 50 locations across the site to characterise site soil for the CoPCs. The soil characterisation also considered data from the previous investigation (SE 2023).
- Groundwater gauging of six newly installed monitoring wells (MW04 to MW09), one existing (MW03) and sampling of six wells (MW03 to MW06, MW08 and MW09) for CoPCs.
- The installation and subsequent sampling of 48 sub-slab vapour pins (SV01 to SV05, SV08 to SV50).
- Laboratory analysis of representative samples of each media for CoPCs.
- Data evaluation and reporting.

Key Findings

Based on the scope of work the findings of the investigation included:

- The site is made up of two allotments, formerly used for farming until, approximately, the 1960s when large warehouses were constructed periodically on the site. The warehouses have been owned and leased by a range of food processing and packaging companies, laboratories, storage and distribution warehouses of a range of goods including dangerous goods.
- Two current environment protection licences (EPLs) are in use at the site, for Snackbrands for general agricultural processing of 30,000 to 100,000 tonnes annually and DGL Group for chemical storage greater than 100,000 kL and recovery of hazardous and other waste specific to acidic solutions or acids in solid form.
- Soil chemical results did not indicate a significant potential health or ecological risk.
- A fragment of asbestos was observed on the ground surface of the microbial laboratory garden bed. It is likely that the fragment was from the building rather than the fill material. However, further evaluation of asbestos in fill is needed beneath current buildings following demolition. Asbestos was noted as present within the northern section of the microbial laboratory building.
- Acid sulfate soil (ASS) is present in part of the western portion of Lot 34 not currently proposed to be disturbed.
- Salinity and aggressivity results are considered ‘non-aggressive’ with respect to both concrete and steel pile exposure.
- Groundwater metal concentrations were considered to reflect urban background conditions. A concentration of perfluorooctane sulfonate (PFOS) in groundwater exceeded the 99% freshwater protection criterion; however, was below the 95% protection criterion. This contamination was delineated down gradient appears to be contained within the site and is therefore not considered to be significant.
- Significant concentrations of the ground gas methane were also found in vapour location SV48. As described in **Section 7.5**, groundwater here appears to be contaminated with cooking oil, which may be degrading and giving rise to methane.
- Methane was recorded at 4.8 % in SV41, the location of a former underground storage tank (UST), and this exceeded 1% v/v the action level.
- Other vapour results were below adopted criteria, with the exception of chloroform recorded at location SV12, in proximity of the microbial lab. This location will require further investigation. Chloroform was also detected above the site criterion in at SV43 and SV47, in the northern portion of the Snackbrands property.
- Additional vapour investigations within the DGL warehouse near location SV33 are recommended given the detections of tetrachloroethylene (PCE) and 1,3-dichloropropane and elevated detections of volatile organic compounds (VOCs) in ambient air.

Based on the investigation results the following data gaps were identified:

- Soil sampling in proximity of the pad mount substation within Lot 34 property for PCBs.
- Soil sampling below building footprints prior to redevelopment works including test pits to evaluate the presence of asbestos in fill.
- Collection of a water sample from the flooded probe (SV48). The sample should be analysed for total oil and grease.
- Assessment of the cause and significance of methane in SV41.
- Vapour sampling within the microbial laboratory building footprint and east and north of SV43 and SV47 to delineate chloroform contamination.
- Vapour sampling within the DGL warehouse near location SV33 due to the detections of VOCs.

A remedial action plan (RAP) should be prepared to address the remaining data gaps to confirm the site is suitable or can be made suitable for the proposed land use.

Contents

1.0 Introduction and Objectives 1

1.1 Background 1

1.2 Objective 1

1.3 Scope of Work 1

1.4 Relevant Legislation and Guidance 2

1.5 SEAR Conditions 2

1.6 Proposed Development 3

2.0 Site Details 5

2.1 Site Identification 5

2.2 Site Inspection 6

3.0 Site Background 9

3.1 Previous Investigation – SE (2023) 9

3.2 Site Environmental Setting 10

3.3 Site Condition and History 11

3.3.1 Aerial Photography 11

3.3.2 NSW Environment Protection Authority Searches 12

3.3.3 Planning Certificates 13

3.3.4 Land Title Records 13

3.3.5 Heritage Register 16

3.3.6 Dangerous Goods Search 16

3.3.7 Contamination Summary 17

4.0 Preliminary Conceptual Site Model 19

4.1 Preliminary Conceptual Site Model 19

4.2 Source-Pathway-Receptor Linkage Assessment 21

5.0 Assessment Criteria 23

6.0 Data Quality Objectives 26

6.1 Data Quality Objectives 26

6.2 Sampling Methodology 29

6.3 Data Quality Indicators 31

6.4 Analytical Schedule 33

6.5 Quality Assurance and Quality Control 34

7.0 Field Observations 35

7.1 GPR Survey 35

7.2 Ground Conditions 35

7.3 Soil Screening and Evidence of Soil Contamination 36
7.4 Hydrogeological Conditions 36
7.5 Groundwater Quality and Geochemistry 36
7.6 Sub-slab Vapour Field Observations 36
8.0 Investigation Results 38
8.1 Soil Properties 38
8.2 Soil Analytical Results 38
8.2.1 Heavy metals 38
8.2.2 BTEX 38
8.2.3 TRH 38
8.2.4 PAHs 39
8.2.5 VOCs/SVOCs 39
8.2.6 OCPs/OPPs/PCBs 39
8.2.7 PFAS/PFOS 39
8.2.8 Chromium Suite 39
8.2.9 Salinity 40
8.2.10 Aggressivity 40
8.2.11 Asbestos 40
8.2.12 Preliminary *In-situ* Waste Classification 40
8.2.13 SE (2023) Soil Data 41
8.3 Groundwater Analytical Results 41
8.3.1 Heavy metals 41
8.3.2 BTEX 41
8.3.3 TRH 41
8.3.4 PAHs 42
8.3.5 VOCs 42
8.3.6 PFAS 42
8.3.7 SE (2023) Water Data 42
8.4 Vapour Analytical Results 42
8.4.1 Ambient Air 43
9.0 Discussion 44
10.0 Conclusions 47
11.0 References 49
12.0 Principles and Limitations of Investigation 50

Tables in Text

Table 1.1: Gross Floor Areas 4
Table 2.1: Site Identification Details 5

Table 3.1: Environmental Setting 10
Table 3.2: Historical Aerial Photograph Review 11
Table 3.3: Summary of Historical Land Titles Lot 1 DP 597082 13
Table 3.4: Summary of Historical Land Titles Lot 34 DP 617521 15
Table 4.1: Preliminary Conceptual Site Model 19
Table 5.1: Adopted Assessment Criteria 23
Table 5.2: Soil Salinity Classes 24
Table 5.3: Exposure Classification for Concrete Piles 25
Table 5.4: Exposure Classification for Steel Piles 25
Table 6.1: Data Quality Objectives 26
Table 6.2: Soil, Groundwater and Vapour Sampling Methodology 29
Table 6.3: Data Quality Indicators 32
Table 6.4: Analytical Schedule 33
Table 7.1: Summary of Encountered Lithology 35
Table 8.1: Summary of Soil Properties 38
Table 7.3: Summary of Salinity and Aggressivity Results 40

Appendices

Figures
Appendix A: Design Plans
Appendix B: Photographic Log
Appendix C: Groundwater Bore Search
Appendix D: Historical Aerial Images
Appendix E: EPA Records Search
Appendix F: Planning Certificates
Appendix G: Title Records
Appendix H: Heritage Register
Appendix I: Dangerous Goods
Appendix J: Quality Assurance / Quality Control
Appendix K: Fieldnotes and Calibration Certificates
Appendix L: Borelogs
Appendix M: Survey
Appendix N: Laboratory Analytical Results
Appendix O: GPR Survey

List of Acronyms

Acronym	Definition
ASSMAC	Acid Sulfate Soils Management Advisory Committee
AASS	Actual Acid Sulfate Soil
ASS	Acid Sulfate Soil
ACI	Additional Contamination Investigation
ACM	Asbestos Containing Material
AEC	Areas of Environmental Concern
AF	Asbestos Fines
AHD	Australian Height Datum
ANZG	Australian and New Zealand Guidelines
ASC NEPM	National Environment Protection (Assessment of Site Contamination) Measure
AST	Aboveground Storage Tank
BTEX	Benzene, Toluene, Ethylbenzene and Xylenes
BYDA	Before You Dig Australia
CEC	Cation Exchange Capacity
CLEP	Cumberland Local Environmental Plan
CLM Act	*Contaminated Land Management Act 1997*
COC	Chain of Custody
CoPC	Contaminants of Potential Concern
CRC CARE	Cooperative Research Centre for Contamination Assessment and Remediation of the Environment
CSM	Conceptual Site Model
DGV	Default Guideline Values
DP	Deposited Plan
DQIs	Data Quality Indicators

Acronym	Definition
DQOs	Data Quality Objectives
DSI	Detailed Site Investigation
EIE	Ecological Indirect Exposure
EIL	Ecological Investigation Level
EIS	Environmental Impact Statement
EPA	Environment Protection Authority (NSW)
EPL	Environment Protection Licence
ESL	Ecological Screening Level
FA	Fibrous Asbestos
GDE	Groundwater Dependent Ecosystems
GFA	Gross Floor Area
GPR	Ground-Penetrating Radar
ha	Hectare
Hazmat	Hazardous Building Materials Assessment
HEPA	Heads of EPA Australia and New Zealand
HIL	Health Investigation Level
HSL	Health Screening Level
IBCs	Intermediate Bulk Container
IP	Interface Probe
km	Kilometre
L	Litre
LEL	Lower Explosive Limit
LNAPL	Light Non-Aqueous Phase Liquid
LOR	Limit of Reporting
m	Metre

Acronym	Definition
m AHD	Metres Australian Height Datum
m bgl	Metres Below Ground Level
mg/kg	Milligrams per Kilogram
mg/L	Milligrams per Litre
NATA	National Association of Testing Authorities
NEMP	National Environmental Management Plan
NEPC	National Environment Protection Council
OCPs	Organochlorine Pesticides
OPPs	Organophosphorus Pesticides
PAHs	Polycyclic Aromatic Hydrocarbons
PASS	Potential Acid Sulfate Soil
PCBs	Polychlorinated Biphenyls
PCE	Tetrachloroethylene
PFAS	Per- and Polyfluoroalkyl Substances
PFOS	Perfluorooctane Sulfonate
pH-F	Field pH
pH-FOX	Field Oxidised pH
PID	Photoionisation Detector
POEO Act	*Protection of the Environment Operations Act 1997*
PRA	Property Risk Australia
QA	Quality Assurance
QC	Quality Control
RL	Relative Level
RPD	Relative Percent Difference
RSL	Regional Screening Levels
SAQP	Sampling and Analysis Quality Plan
S_{Cr}	Chromium Reducible Sulfur
SE	Sydney Environmental Group

Acronym	Definition
SEARs	Secretary's Environmental Assessment Requirements
SFA	Solid Flight Augers
spp	Species Protection
SSD	State Significant Development
SVOC	Semi- Volatile Organic Compound
SWL	Standing Water Level
TCE	Trichloroethylene
TCLP	Toxicity Characteristic Leaching Procedure
TOC	Top of Casing
TRH	Total Recoverable Hydrocarbons
uPVC	Unplasticised Polyvinyl Chloride
UST	Underground Storage Tank
VENM	Virgin Excavated Natural Material
VOC	Volatile Organic Compound
WQM	Water Quality Meter
µg/kg	Micrograms per Kilogram
µg/L	Micrograms per Litre

1.0 Introduction and Objectives

Senversa Pty Ltd (Senversa) was engaged by Lendlease Real Estate Investments Ltd (Lendlease) to undertake a detailed site investigation (DSI) at 15-21 Britton Street and 28-54 Percival Road, Smithfield NSW (the site). The site is legally identified as Lot 1 DP 597082 and Lot 34 DP 617521, site location is provided on **Figure 1**. It occupies a total area of approximately 8.75 hectares (ha), with approximately 3.81 ha occupied by building footprints.

1.1 Background

The site is currently occupied by existing warehouse buildings and carpark areas and is currently leased by multiple tenants including Snackbrands (food processing packaging facility), DGL Group (warehousing and distributing dangerous goods), Sancell (warehousing and distributing protective packaging), CRL Express (warehousing and distributing), Paraolympics (storage warehouse) and Microbial Screening Technologies (microbial lab). The current site layout is provided on **Figure 2**.

Sydney Environmental Group (SE 2023[1]) completed a limited DSI across the Snackbrands portion of the site, as part of pre-purchase due diligence assessment of the property. SE (2023) reported anthropogenic materials within the fill mound situated along the Britton Street frontage. The soil and groundwater concentrations were considered unlikely to present an unacceptable human health or ecological exposure risk and SE concluded that the Snackbrands property was suitable for the continued commercial/ industrial land-use.

Lendlease proposes to redevelop the site with construction of three multi-level warehouse buildings across the two allotments. Details on the proposed development are provided in **Section 1.6.** The proposed redevelopment has triggered the need for further investigation to characterise the environmental conditions at the site.

1.2 Objective

Lendlease's overall objective is the preparation of an Environmental Impact Statement (EIS), a requirement of the state significant development (SSD) application.

The objective of this DSI is to address Conditions 12 and 16 of the Secretary's Environmental Assessment Requirements (SEARs) issued by the NSW Department of Planning and Environment for warehouse and distribution centre applications (SSD-67368956).

More specifically the aim of this investigation is to characterise the nature and extent of potential contamination, assess whether the land is suitable for the proposed development and determine whether further investigation and/or management is required to make the site suitable for the intended land use as per the SEARs requirements.

1.3 Scope of Work

Senversa completed the following scope of works in February and April 2024:

- Desktop review of site history and background information, to identify potential areas of environmental concern (AECs) and associated contaminants of potential concern (CoPCs).
- Review site history and setting to identify potential sources of environmental contamination. This included obtaining and reviewing historical aerial images, council planning certificates (Section 10.7 (2) and (5)), historical titles, dangerous goods held by SafeWork, maps of hydrogeology, hydrology, geology, soil, acid sulfate soil and salinity risks, EPA public records and heritage database records.

[1] *Limited Stage 2 Detailed Site Investigation, 15-21 Britton Street, Smithfield NSW,* Sydney Environmental Group, 27 July 2023 (SE 2023).

- Site inspection to confirm the desktop findings and identify the presence of additional AECs.
- Review Before You Dig Australia (BYDA) plans and any service plans.
- Preparation of preliminary conceptual site model (CSM).
- Soil investigation at 50 locations across the site to characterise site soil for the CoPCs. The soil characterisation also considers data from the previous investigation (SE 2023).
- Groundwater gauging of six newly installed monitoring wells (MW04 to MW09), one existing (MW03) and sampling of six wells (MW03 to MW06, MW08 and MW09) for CoPCs. MW07 was dry at the time of the sampling event.
- The installation and subsequent sampling of 48 sub-slab vapour pins (SV01 to SV05, SV08 to SV50).
- Laboratory analysis of representative samples of each media for CoPCs.
- Data evaluation and reporting.

It was initially proposed to complete 107 systematic sample locations, to meet EPA (2022) *Sampling Design Guidelines* including; 66 soil bores and 41 sub-slab vapour locations across the entire site, as well as sampling nine groundwater monitoring wells (three existing and six newly installed). However, there were access restrictions during the fieldworks which limited the locations to be sampled. Access restrictions included no access to within the Snackbrands warehouse, no access within the microbial laboratory building, reduced number of locations within DGL warehouse and no drill rig access within Sancell and CRL Express.

1.4 Relevant Legislation and Guidance

This report has been developed with reference to the following guidelines:

- Acid Sulfate Soils Management Advisory Committee (ASSMAC), 1998. Acid Sulfate Soil Manual.
- ANZG (2018). Australian and New Zealand Guidelines for Fresh and Marine Water Quality, Australian and New Zealand Governments and Australian state and territory governments, Canberra ACT, Australia, updated January 2022.
- CRCCARE (2011). Health Screening Levels for Petroleum Hydrocarbons in Soil and Groundwater.
- HEPA (2020). PFAS National Environmental Management Plan 2.0. Heads of EPA Australia and New Zealand. (the 'PFAS NEMP').
- National Environment Protection Council (2013). National Environment Protection (Assessment of Site Contamination) Amendment Measure (No.1). (the 'ASC NEPM').
- NSW EPA (2007). Guidelines for the Assessment and Management of Groundwater Contamination.
- NSW EPA (2014). Waste Classification Guidelines: Part 1 – Classifying Waste.
- NSW EPA (2015). Contaminated Sites: Guidelines on Duty to Report Contamination under the Contaminated Land Management Act 1997.
- NSW EPA (2016). Addendum to the Waste Classification Guidelines (2014) – Part 1: Classifying Waste.
- NSW EPA (2017). Contaminated Sites: Guidelines for the NSW Site Auditor Scheme, 3rd Edition.
- NSW EPA (2020a). Contaminated Sites: Guidelines for Consultants Reporting on Contaminated Sites.
- NSW EPA (2020b). Assessment and Management of Hazardous Ground Gases, Contaminated Land Guidelines.
- NSW EPA (2022). Contaminated Land Guidelines: Sampling Design Part 1 – Application.

1.5 SEAR Conditions

SEAR conditions have been issued by the NSW Department of Planning and Environment for warehouse and distribution centre applications (SSD-67368956). The DSI addresses conditions 12 and 16:

Condition 12 – Ground and Water Conditions

- *Assess potential impacts on soil resources and related infrastructure and riparian lands on and near the site, including soil erosion, salinity and acid sulfate soils.*
- *Provide a surface and groundwater impact assessment that assesses potential impacts on:*
    - *Surface water resources (quality and quantity) including related infrastructure, hydrology, dependent ecosystems, drainage lines, downstream assets and watercourse.*
    - *Groundwater resources in accordance with the Groundwater Guidelines.*

Condition 16 – Contamination and Remediation

- *In accordance with Chapter 4 of SEPP (Resilience and Hazards) 2021, assess and quantify any soil and groundwater contamination and demonstrate that the site is suitable (or will be suitable, after remediation) for the development.*

1.6 Proposed Development

The most recent Concept Architectural Plans provided by Lendlease are provided in **Appendix A**. The plans are not final and maybe subject to further design changes. The development involves the construction and operation of a multi-level warehouse estate, comprising:

- Demolition of all existing buildings and structures.
- Clearing of nominated vegetation within the proposed development area.
- Bulk earthworks to create proposed site levels.
- Decommissioning of existing vehicle crossings.
- In-ground building services and utility work.
- Construction and operation of three multi-level warehouse buildings comprising of the following:
    - Two two-storey warehouse buildings located on Lot 34 DP 617521 (Warehouse A and B), comprising of 12 individual warehouse units and ancillary office.
    - A three-storey building located on Lot 1 DP 597082 (Warehouse C), comprising of 9 individual warehouse units, ancillary office, and a café.
    - Shared outdoor amenity areas provided for employees on level 1.
    - Connected hardstand on ground floor and level 1 that will allow for vehicle circulation across the whole site.
    - A total of 482 carparking spaces within three separate carparking areas.
    - A total GFA of 96,568 m^2, including 88,976 m^2 of warehouse, 7,036 m^2 of office, 71 m^2 of café, 220 m^2 of end of trip facilities and 265 m^2 of shared amenities.
    - Four new vehicle crossings on Percival Road and four new vehicle crossings on Britton Street to provide separate entry and exit for heavy and light vehicles.
    - Extensive ground and on-building landscaping works.

The three warehouse buildings (Warehouse A, B and C) will have frontage to both Britton Street and Percival Road. Warehouse A and B will be located on Lot 34 DP 617521 (Percival Road frontage) at an RL of 33.75. Each building will be two-storey, with a height of 26.6 m.

Warehouse C will be located on Lot 1 DP 597082 (Britton Street frontage) at an RL of 23.75. Warehouse C accommodates an additional storey at lower ground level, due to the 10 m difference in proposed site levels. Whilst this building height is 36.6 m, the height of all three buildings is consistent at RL 60.35. The three warehouses will be connected at ground level and level 1 via a hardstand that allows for vehicle circulation across the whole site.

Each building will involve individual warehouse units, with ancillary office at mezzanine level. On the first floor, each building will have access to a shared outdoor amenity area. A café will be located at lower ground level within Warehouse C to accommodate the needs of employees.

The Gross Floor Area (GFA) for each building and each tenancy is outlined in the table below.

Table 1.1: Gross Floor Areas

Building No.	Warehouse GFA	Office GFA	Other Facilities	Total GFA
Building A	29,630 m²	2,297 m²	Shared amenities: 132 m²	32,059 m²
Building B	30,122 m²	2,300 m²	Shared amenities: 133 m² End of trip facilities: 110 m²	32,665 m²
Building C	29,224 m²	2,439 m²	Café: 71 m² End of trip facilities: 110 m²	31,844 m²
Total	**88,976 m²**	**7,036 m²**	**556 m²**	**96,568 m²**

2.0 Site Details

2.1 Site Identification

A summary of the site identification, details and use is presented in the table below.

Table 2.1: Site Identification Details

Item	Description
Street Address	15-21 Britton Street and 28-54 Percival Road Smithfield NSW 2164.
Title Plan Identifier	Lot 1 DP 597082 and Lot 34 DP 617521.
Geographic Coordinates (site centre)	Geographic Datum of Australia 2020 / Map Grid of Australia 56. Easting: 310050.8. Northing: 6253306.0.
Current Owner	Lendlease Real Estate Investments Limited.
Area	8.75 ha.
Local Government Area	Cumberland City Council.
Current Zoning	In accordance with the *Cumberland Local Environmental Plan 2021 (CLEP 2021),* the site is zoned E4 general industrial. The land uses surrounding the site comprise zoning categories including: • E4 general industrial. • SP2 infrastructure (water supply stream and strategic bus corridor). • SP2 infrastructure (classified road). • RE1 public recreation. 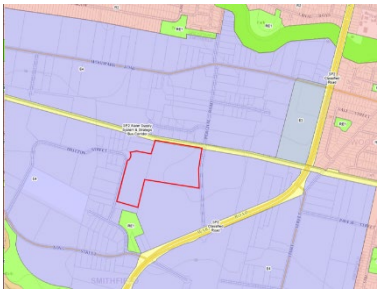 The nearest sensitive land uses comprise the R2 low density residential zone located 560 m north of the site and 590 m east of the site.
Site Location and Layout	**Figure 1** and **Figure 2**. The site is located within the eastern portion of the Smithfield Industrial Estate and is bound by established warehouse buildings and industrial land uses. The site is made up of two allotments which currently operate independently. The western allotment (Lot 1 DP 597082) has frontage to Britton Street and comprises a warehouse building currently operating as a food processing and packaging facility and associated offices. Ancillary buildings and structures are positioned towards the northeastern boundary. The western boundary comprises a landscaped area of mature trees which extend along the entire Britton Street frontage. An area of hard standing provides at-grade car parking at the southern end of the site. Vehicular access to the site is provided via Britton Street to the northeast via a controlled gate with egress provided to the southwest of the site. A separate vehicle access to the car park is also provided via Britton Street to the south. The eastern allotment (Lot 34 DP 617521) has frontage to Percival Road and comprises two warehouse buildings and a separate two-storey office building. An area of hard stand provides at-grade car parking at the northern end of the Site and a landscaped area of mature trees exists at the southern edge. Primary vehicular access to the Site is provided via an entrance off Percival Road for both heavy vehicles and visitors. A secondary entrance is provided at the southern edge of the site. Whilst topography at each allotment is relatively flat, the eastern allotment sits higher than the western allotment (approximately 30 m RL and 26 m RL, respectively) and is currently separated by a retaining wall. The site is situated approximately 24 km from the Sydney CBD. It is within close proximity to transport infrastructure routes, including the Cumberland Highway, which has direct access from

Item	Description
	Percival Road to the south. Public transport options are also available, with the Liverpool-Parramatta Transitway located directly north of the site.
Current Occupier and Use	The site is currently used for commercial/industrial land-use. The site is made up of two allotments which currently operate independently. The site is leased by multiple tenants. The western allotment (Lot 1 DP 597082): • Snackbrands (food processing packaging facility). The eastern allotment (Lot 34 DP 617521): • DGL Group (warehousing and distributing dangerous goods). • Sancell (warehousing and distributing protective packaging). • CRL Express (warehousing and distributing). • Paraolympics (storage warehouse). • Microbial Screening Technologies (microbial lab).
Current Surrounding and Uses	The site is located within the eastern portion of the Smithfield Industrial Estate and is bound by established warehouse buildings and industrial land uses. Land uses surrounding the site were identified as: • **North:** Sydney Water easement, Liverpool-Parramatta Transitway, and commercial/industrial properties. • **South:** commercial/industrial properties including large warehouse and distribution facilities, Tait Street Park, Cumberland Highway and Prospect Creek. • **East:** Percival Road and commercial/industrial properties. • **West:** Britton Street, commercial/industrial properties and Prospect Creek.

2.2 Site Inspection

A Senversa environmental consultant completed an inspection of the site on 18 January 2024. Senversa was given access to inspect the entire site including inside the warehouses and microbial lab.

The site is made up of two allotments which currently operate independently. The western allotment (Lot 1) is comprised of a food processing and packaging facility and has frontage to Britton Street. The eastern allotment (Lot 34) has warehouse/distribution facilities and a microbial laboratory and has frontage to Percival Road.

The site inspection identified the following key observations on each allotment, with reference to example photographs in **Appendix B**.

Western Allotment (Lot 1)

- A large warehouse operated by Snackbrands, occupied the majority of the site (**Photo 1**). The majority of Lot 1 was sealed with concrete slab or building footprint, with landscaped grass areas around the perimeter of Lots 1. A carpark occupied the southern portion of Lot 1.
- The interior of the main warehouse contained admin offices (**Photo 8**), lunchroom (**Photo 7**), processing (**Photos 14, 20, 22**), packaging (**Photos 15, 21**), storage (**Photos 10** and **13**) and maintenance workshop area (**Photos 16** and **17**). The majority of the manufacturing, processing and packaging equipment was above ground level (**Photos 14, 15, 20, 21** and **22**). The drainage / wastewater treatment system appeared to be the only infrastructure below ground surface (**Photos 25** and **26**).
- The site was bound by a 2 m high security fence, with security gates at the northwestern and southwestern portion of the site.
- The site entrance was from the northwestern security gate on Britton Street, with an access road located on the northern, eastern and southern portion of Lot 1. The site exit was from the southwestern security gate onto Britton Street.
- Landscaped grassed areas around the perimeter of Lot 1 consisted of mature trees (**Photos 1, 3** and **6**).

- The western boundary contained a service easement including gas (**Photo 6**), electricity, communications, water, sewer, stormwater, fire hydrants and pump (**Photo 5**) and pad mount substations (**Photo 3**).
- Chemicals were stored across the site in intermediate bulk container (IBCs), 200 litre (L) drums and 15 L containers, including sodium hydroxide, citric acid, sodium hypochlorite, alkaline vehicle detergent, Alcosan (70% ethanol), phosphoric acid, hydrochloric acid, sodium bisulfite, sulfuric acid, and hypochlorite (**Photos 11, 12** and **24**). The majority were stored within spill protection areas (**Photo 24**).
- Dangerous goods including LPG gas bottles and a large nitrogen storage tank were located in the eastern portion of Lot 1 (**Photo 11**).
- Fresh cooking oil and waste oil were stored in large above ground tanks in the eastern portion of Lot 1 (**Photo 19**).
- Waste skip bins were located across Lot 1, to manage their waste (**Photo 11**).
- A water treatment system was located in the northeastern portion of Lot 1, which treated the wastewater from Snackbrands operations (**Photos 25** and **26**).
- A wash bay area was in the northeastern portion of Lot 1 (**Photo 23**).
- Hardstand open air carpark was located in the southern portion of Lot 1 (**Photo 9**).
- A large water storage tank was located in the northwestern portion of Lot 1 (**Photo 4**).
- Two existing monitoring wells (MW02 and MW03, shown on **Figure 3**) were located in the northeastern portion of Lot 1.
- A retaining wall was located on the eastern boundary of Lot 1, which was separating Lot 1 and 34.
- During the investigation works on 20 April, cooking oil appeared to be on the ground surface (**Photos 60** to **63**), to the east of the Snackbrands warehouse. In this area they were washing down forklifts and corroded cooking oil fill points / pipes were present (**Photo 62**). The cooking oil appeared to be discharging to surface water, and it may have impacted the groundwater quality under the site.

<u>Eastern Allotment (Lot 34)</u>

- Two large warehouses and a two-storey building are located across Lot 34. The majority of Lot 34 was sealed with concrete slab or building footprint, with landscaped grass areas and garden beds in the eastern potion and western boundary of Lot 34. A carpark was in the central northern portion of Lot 34.
- The northeastern portion of Lot 34 contained carpark area and grassed area (**Photo 39**). There appeared to be a few mounds within the grassed area which could indicate fill material.
- The two-storey building in the southeastern portion of Lot 34, was mostly occupied by an operating microbial laboratory (**Photos 27** and **28**). Numerous chemicals are stored for use within the laboratory. All laboratory equipment appeared to be above the ground surface. The laboratory appeared clean and tidy, with generally good housekeeping.
- The warehouse along the southern boundary contained CRL Express (**Photo 31**) across the ground floor portion of the warehouse. CRL Express warehouse consisted of a storage and distribution of a range of items including empty beer cans (**Photo 45**).
- The Paraolympics warehouse (**Photos 29** and **30**) occupied the eastern portion of the warehouse which was built into the hillside and appeared to be situated onto of the CRL Express warehouse (**Photo 40**). This warehouse appeared to be used for storage and held meetings/events.
- The large warehouse in the western portion of Lot 34 contained DGL across the majority of the warehouse (**Photos 37** and **38**) and Sancell (**Photos 33** and **34**) in the southern portion of the warehouse.
- DGL warehouse contained numerous of dangerous goods chemicals stored in different sections A store to E store, G store, on multilevel industrial shelving. The chemicals were stored in a range of storage containers including IBCs, 200 L drums, 1000 kg bags, etc. Spill kits and fire extinguishers were placed across the warehouse. The DGL warehouse appeared clean and tidy, with generally good housekeeping.



Figure 2.1: DGL Warehouse Storage Areas

- Sancell storage and distribution warehouse contained protective packaging e.g. bubble wrap (**Photo 33**).
- Truck loading areas were between the two large warehouses (**Photo 32**).
- Lot 34 entrance and exit was from the driveway on Percival Road (**Photo 41**). An access road was located around the perimeter of Lot 34 (**Photo 35**) and between the two warehouses (**Photo 32**).
- Multiple services were along the western boundary of Lot 34 including communications, fire hydrants, stormwater, sewer, drainage and electricity (**Photos 34** and **35**).
- A water storage tank was located in the northwestern portion of Lot 34 (**Photo 36**).
- One fragment of asbestos was observed during the site inspection on 18 January 2024, on the ground surface within the garden bed adjacent the microbial laboratory building (**Photos 54** and **55**). The fragment was collected and disposed of correctly. No other asbestos fragments were observed during the fieldworks. A hazardous building materials assessment (Hazmat) was conducted by Property Risk Australia (PRA) in conjunction with these works and it was noted that asbestos was present within the northern section of the microbial laboratory building. It is likely the fragment was from the building rather than the fill material.

3.0 Site Background

3.1 Previous Investigation – SE (2023)

SE (2023) completed a limited DSI across the Snackbrands portion of the site (Lot 1), as part of pre-purchase due diligence assessment of the property. The investigation was outside the building footprints and included eight soil bores (BH01 to BH08) and five test pits (TP01 to TP05), to a maximum depth of 3.0 m, and sampling of two existing groundwater monitoring wells (MW02 and MW03). Sampling locations are shown on **Figure 3**.

SE (2023) reported anthropogenic materials within the fill mound situated along Britton Street frontage. The soil and groundwater concentrations were considered unlikely to present an unacceptable human health or ecological risk. SE (2023) concluded that the Snackbrands property was suitable for the continued commercial/industrial land-use.

SE (2023) referenced two previous assessments for the Snackbrands portion of the site(Lot 34), which have not been provided to Senversa:

- DP (2014), Preliminary Site Investigation, 15-21 Britton Street, Smithfield NSW, 30 June 2014.
- WSP (2021), Groundwater Investigation, 15-21 Britton Street, Smithfield NSW, 12 July 2021.

SE (2023) summarised both reports including the following:

- Lot 1 remained undeveloped until 1986 where a large factory and wastewater treatment plant was constructed.
- Workcover records reported one diesel (30,000 L) and one petrol (20,000 L) underground storage tank that were removed from the northern portion of Lot 1 in 1995. A 1981 sketch also indicated the potential for underground storage tanks located within the northeastern corner beneath the wastewater treatment area.
- DP (2014) completed ten soil bores across the Snackbrands site. DP reported minor uncontrolled filling across Lot 1 and positive detections of TRH in proximity to the former underground storage tanks. Soil analysis were below site assessment criteria (commercial/industrial) and no significant building materials observed within borehole locations.
- WSP (2021) completed ground-penetrating radar (GPR) survey, installation of three groundwater monitoring wells (MW01 to MW03) and soil sampling. Groundwater ranged from 4.75 to 6.61 m below ground level (bgl) within the weathered shale rock. Positive detections of toluene, acenaphthene, benz(a)anthracene and naphthalene were recorded within groundwater; however, below site criteria (ANZG 90% freshwater). These concentrations were not provided within the report.

3.2 Site Environmental Setting

The site's environmental setting is summarised in **Table 3.1**.

Table 3.1: Environmental Setting

Item	Description
Topography	The elevation of the site ranges from approximately 24 to 34 m AHD, sloping to the southwest towards Prospect Creek. Based on the Department of Planning and Environments eSPADE v2.2 the site is located within the residual Blacktown area, which is characterised by gently undulating rises on Wianamatta Shale with local relief 10–30 m and slopes generally >5% but occasionally up to 10%. Crests and ridges are broad (200–600 m) and rounded with convex upper slopes grading into concave lower slopes. Outcrops of shale do not occur naturally on the surface. They may occur; however, where soil has been removed.
Hydrology	The closest off-site and inferred downgradient surface water body is Prospect Creek, approximately 700 m southwest of the site. Prospect Creek is connected to Prospect Reservoir located approximately 4 km northeast of the site and Dhurawal Bay located approximately 7.7 km southeast from the site. Georges River is located approximately 6 km south of the site. Excess rainfall on the site would be directed through the stormwater network, which is anticipated to flow towards Prospect Creek.
Geology and Soil	A review of Geological Survey of NSW 1:100 000 Penrith Geological Series Sheet the site and surrounding region are underlain by Bringelly Shale associated with Triassic period. Review of eSPADE 2.2 indicated that the site and surroundings is underlain by the Wianamatta Group, Ashfield Shale consisting of laminite and dark grey siltstone, Bringelly Shale consisting of shale with occasional calcareous claystone, laminite and infrequent coal, and Minchinbury Sandstone consisting of fine to medium-grained quartz lithic sandstone. eSPADE 2.2 also indicated the soil at the site and surrounds comprise shallow to moderately deep hard setting mottled texture contrast soil, red and brown podzolic soil on crests, grading to yellow podzolic soil on lower slopes and drainage lines. SE (2023) reported Lot 1 lithology consisted of 0.3 m thickness of topsoil or concrete hardstand, fill material including silty sand or sandy gravel, grey pale brown, fine to medium grained sand to a maximum depth of 1.3 m. Followed by natural clay, red/brown with grey mottling, high plasticity to a maximum depth of 2 m and shale bedrock, light brown/grey, distinctly weathered rock, very low to low strength to a maximum investigation depth of 3 m bgl.
Acid Sulphate Soil (ASS)	No ASS risk maps are available for the area encompassing the site, typically indicating that such conditions have not been identified based on regional mapping of geology and soil. Review of ESPADE Spatial Viewer risk mapping indicates the area occupied by the site has not been required to be assessed for the presence of ASS based on the outcomes of a preliminary evaluation. Such sites are by default characterised as "no known occurrence", being defined as areas where land management activities are not likely to be affected by ASS materials.
Salinity	A search of the salinity potential of Western Sydney indicates the site is located within an area of moderate salinity potential. Well drained areas with moderate to high relief present a lower risk of salinity potential. Conversely poorly drained areas of low relief present a higher risk of salinity potential. A review of eSPADE v2.2 indicate no salting evident on the site or its surroundings.
Hydrogeology	Two monitoring wells (MW02 and MW03) were observed on-site, in the northern portion of Lot 1 during Senversa site inspection in January 2024. SE (2023) groundwater ranged from 4.5 to 4.7 m below ground level (bgl) within the weathered shale rock. A search of the WaterNSW groundwater database revealed there was one registered groundwater well (GW102599) within 500 m radius of the site, which is approximately 500 m southwest of the site. The construction borelog is provided in **Appendix C**. The well was installed for industrial purposes and installed to a total depth of 204 m bgl. The lithology consisted of clay material to 7.5 m bgl, shale to 59 m bgl, following by sandstone to 204 m bgl.

Item	Description
Sensitive Receptors	The following sensitive receptors were identified: • Prospect Creek. • A search of Bionet Atlas of NSW Wildlife identified there were no sensitive wildlife on or surrounding the site. • A search Groundwater Dependent Ecosystems (GDE) Atlas identified there were no groundwater dependent ecosystems on or surrounding the site. The nearest groundwater dependent ecosystem was Georges River located 6 km south of the site. Terrestrial GDE including Cumberland River Flat Forest was located approximately 1 km east of the site and Castlereagh Ironbark Forest was located approximately 1 km south of the site.

3.3 Site Condition and History

3.3.1 Aerial Photography

Historical aerial photographs obtained via NSW Spatial Portal were reviewed as part of the assessment of the site history. Selected aerial photographs are provided in **Appendix D**, and the information obtained is summarised in **Table 3.2**.

Table 3.2: Historical Aerial Photograph Review

Photograph	Observations
1965	On-site: the eastern portion of the site (Lot 34) contained a large warehouse in the southern central portion, a building in the southeastern portion and several other smaller buildings in the eastern portion. The ground surface appeared disturbed in the central portion of the site. The western portion of the site (Lot 1) appeared vegetated with several trees across the site. Off-site: the south of the site appeared to have a disturbed ground surface. Rural properties appeared to be present to the east and north. To the west of the site was vegetated land with a creek running north to south. The Sydney Water easement was present running east to west along the northern site boundary.
1975	On-site: the site appeared generally the same, with a carpark constructed in the southeastern portion of the site. The trees had been cleared in the western portion of the site. Off-site: to the south of the site a large warehouse has been constructed. To the east and north the rural properties had been demolished and commercial/industrial warehouses constructed. To the west several commercial/industrial buildings were under construction. The creek appeared to have been removed.
1986	On-site: two large warehouses had been constructed in the western and central portion of the site. The smaller buildings in the eastern portion had been demolished. Carparks had been constructed in the northeastern and southwestern portion of the site. Access roads had been installed across the site. The water treatment system appeared to be installed in the northern portion of Lot 1. Off-site: commercial/industrial buildings had finished being constructed to the west of the site. The warehouse to the south of the site had been expanded. Additional commercial/industrial warehouses had been constructed to the northwest and east of the site.
1991	On-site: the site appeared generally the same. An additional building had been added to the building in the southeastern portion of the site. The carpark had been expanded in the northeastern portion of the site. A canopy had been constructed between the two large warehouses on Lot 34. Off-site: additional commercial/industrial buildings had been constructed to the west and north of the site. Further to the west of the site was disturbed ground surface.
1998	On-site: the site appeared generally the same. The northern portion of Lot 1 appeared to have a disturbed ground surface. Off-site: the surrounding area appeared generally the same. Additional warehouses had been constructed to the west and north of the site.
2004	On-site: the site appeared generally the same. A few additional sheds appeared in the northern portion of Lot 1. Off-site: the surrounding area appeared generally the same. An additional commercial/industrial building had been constructed to the east of the site.

Photograph	Observations
2013	On-site: the site appeared generally the same. Two sheds had been constructed in the northern portion of Lot 1. A canopy had been installed to the south of the central warehouse. Off-site: the surrounding area appeared generally the same. The warehouse to the northeast of the site had been demolished and a new warehouse was under construction.
2024	On-site: the site appeared the same. A small shed had been removed from the centre of the site. Off-site: the surrounding area appeared generally the same. A warehouse had been constructed to the southeast of the site.

3.3.2 NSW Environment Protection Authority Searches

A search of the NSW EPA's public registers was completed on 12 March 2024 with the following results:

- Four Environment Protection Licenses (EPLs) have been issued for the site under the *Protection of the Environment Operations Act 1997* (POEO Act). Copies of each of the EPL are provided in **Appendix E** and identified below:
  - EPL 20863 currently in use for DGL Group, for chemical storage greater than 100,000 kL and recovery of hazardous and other waste specific to acidic solutions or acids in solid form.
  - EPL 21202 currently in use for Snackbrands, for general agricultural processing of 30,000 to 100,000 tonnes annually.
  - Former EPL 12230 for Sandvik Australia Pty Ltd, for waste activities including hazardous, industrial or group A waste generation or storage from 10 to 100 tonnes. The license is no longer in force.
  - Former EPL 1226 for Uncle Tobys Company Ltd, for agricultural produce industries processing 100,000 to 250,000 tonnes. The license was surrendered in 2001.
- The following EPLs have been issued for properties in the immediate surrounds of the site:
  - EPL 20024 issued for 33 Britton Street located approximately 120 m northwest from the site. The EPL is currently in use for chemical production of toxic substances 0 to 10,000 tonnes. Cleanup notice 3500538 was issued in June 2021 for a suspected pollution incident occurring or likely to occur at the premise from mismanagement of chemical storage.
  - EPL 4915 issued for 32 Britton Street located approximately 180 m west from the site. The EPL is no longer in force for waste activities including hazardous, industrial or group A waste generation or storage 100 to 500 tonnes.
- The site and surrounding properties were not listed on the *Contaminated Land Management Act 1997* (CLM Act) register held under Section 58 of the CLM Act or notified to the EPA (under Section 60 of the CLM Act).
- A search of the NSW EPA's per and polyfluoroalkyl substances (PFAS) investigation program register identified the nearest registered site was Bankstown Airport located approximately 9 km southeast of the site.
- 15-21 Britton St and 28-54 Percival Rd were not identified in the Fair Trading Loose-fill asbestos insulation register.

3.3.3 Planning Certificates

A copy of Section 10.7 (2 and 5) Planning Certificates for Lot 1 DP 597082 and Lot 34 DP 617521 for the site were obtained by Senversa from Council and are included in **Appendix F**. Relevant details are summarised below.

Both lots are:

- Subject to requirements of the Cumberland Local Environmental Plan (CLEP) 2021 and are currently zoned E4 General Industrial.
- Within flood planning areas and subject to flood related development controls.
- Not affected by a heritage item or within a heritage conservation area.
- Not affected by any road widening or road realignment.
- Not affected by landslide, bushfires, subsidence, tidal inundation, acid sulphate soil and salinity.
- Not listed as having loose-fill asbestos ceiling insulation.

Both lots are listed as:

- Not being significantly contaminated land.
- Do not have management orders.
- Do not have voluntary management proposal.
- Do not have ongoing maintenance order.
- Are not subject to a site audit statement.

3.3.4 Land Title Records

Relevant details from a historical review of land titles for the site are listed below in **Table 3.3** and **Table 3.4**. A copy of title search results is provided in **Appendix G**.

Table 3.3: Summary of Historical Land Titles Lot 1 DP 597082

Date	Registered Proprietor	Reference
As regards Lot 1 DP 597082		
02.05.1900 (1900 to 1921)	Christine Anderson (Married Woman)	Volume 896 Folio 72
25.10.1921 (1921 to 1935)	John Anderson (Pearl Sheller)	Volume 896 Folio 72
23.08.1935 (1935 to 1937)	Elsie Annie Snodgrass (Married Woman) Margaret Nielsen (Married Woman) (Transmission Application – not investigated)	Volume 896 Folio 72 Now Volume 4707 Folios 221 & 222
19.04.1937 (1937 to 1937)	Duncan Cameron (Gentleman)	Volume 4707 Folios 221 & 222 Now Volume 4840 Folio 7
01.12.1937 (1937 to 1945)	Peter Barclay (Gentleman) Susannah Barclay (Married Woman)	Volume 4840 Folio 7
05.09.1945 (1945 to 1947)	Ernest Britten (Dairyman)	Volume 4840 Folio 7
20.10.1947 (1947 to 1952)	William Leisk (Dairyman)	Volume 4840 Folio 7
28.03.1952 (1952 to 1969)	Jane Tait Leisk (Widow) (Transmission Application – not investigated)	Volume 4840 Folio 7
Continued as regards the part tinted yellow on attached Cadastral Records Enquiry Report		

Date	Registered Proprietor	Reference
10.01.1969 (1969 to 1969)	Cambridge Credit Corporation Limited	Volume 4840 Folio 7 Now Volume 11112 Folio 189
22.10.1969 (1969 to 1974)	Austral Roller Shutters Pty Limited	Volume 11112 Folio 189
03.05.1974 (1974 to 1991)	Arnott's Biscuits Pty Limited	Volume 11112 Folio 189 Then Volume 13530 Folio 98 Now 1/597082
Continued as regards the part tinted light blue on attached Cadastral Records Enquiry Report		
10.01.1969 (1969 to 1969)	Cambridge Credit Corporation Limited	Volume 4840 Folio 7 Now Volume 11112 Folio 191
16.12.1969 (1969 to 1974)	Gillies Investments Pty Limited	Volume 11112 Folio 191
03.05.1974 (1974 to 1991)	Arnott's Biscuits Pty Limited	Volume 11112 Folio 191 Then Volume 13530 Folio 98 Now 1/597082
Continued as regards the part tinted green, purple, orange, red, grey and dark blue on attached Cadastral Records Enquiry Report		
10.01.1969 (1969 to 1970)	Cambridge Credit Corporation Limited	Volume 4840 Folio 7 Now Volume 11112 Folio 192
05.02.1970 (1970 to 1991)	Arnott's Biscuits Pty Limited	Volume 11112 Folio 192 Then Volume 13530 Folio 98 Now 1/597082
Continued as regards the whole Lot 1 DP 597082		
03.12.1991 (1991 to 1991)	Arnott's Biscuits Pty Limited Pepsi Cola Company of Australia Proprietary Limited Now Pizza Hut Properties Pty Limited	1/597082
03.12.1991 (1991 to 1992)	Arnott's Biscuits Pty Limited Pepsico Australia Pty. Limited	1/597082
22.04.1992 (1992 to 1997)	PFI Australia Pty. Limited Pepsico Australia Pty. Limited	1/597082
23.12.1997 (1997 to 2015)	PFI Australia Pty. Limited Now Snack Brands Industries Pty Ltd Pepsico Foods Australia Pty Limited Now Snack Brands Foods Pty Ltd	1/597082
18.05.2015 (2015 to 2016)	Britton Street Pty Ltd	1/597082
23.12.2016 (2016 to 2021)	The Trust Company (Australia) Limited	1/597082
15.11.2021 (2021 to 2023)	Evolution MIT Services Pty Ltd	1/597082

Date	Registered Proprietor	Reference
28.09.2023 (2023 to date)	# Lendlease Real Estate Investments Limited	1/597082

# Denotes current registered proprietor

Leases:

- Various leases were found from 21.10.1935 that have since been surrendered or expired due to effluxion of time.
- 16.06.2014 (AI662124) To The Real McCoy Snackfoods Co Pty Ltd, expires 01.01.2026.
- 16.06.2014 (AI662125) Lease of Lease to Snack Brands Industries Pty Limited & Snack Brands Foods Pty Limited, expires 31.12.2025.

Easements:

- 19.10.2000 (7055651) Easement for Padmount Substation.
- 19.10.2000 (7055651) Easement for Underground Cables.

Table 3.4: Summary of Historical Land Titles Lot 34 DP 617521

Date	Registered Proprietor	Reference
As regards Lot 34 DP 617521		
13.09.1919 (1919 to 1919)	George Manney Burke (Farmer)	Volume 2969 Folio 244 & Volume 1310 Folio 58
16.09.1919 (1919 to 1923)	Robert Hayne (Retired Military Officer)	Volume 2969 Folio 244 & Volume 1310 Folio 58
12.04.1923 (1923 to 1923)	Alice Amelia Hayne (Widow) (Transmission Application – not investigated)	Volume 2969 Folio 244 & Volume 1310 Folio 58
09.07.1923 (1923 to 1923)	James Macdonald (Farmer)	Volume 2969 Folio 244 & Volume 1310 Folio 58
16.08.1923 (1923 to 1925)	Joseph George McKay (Farmer)	Volume 2969 Folio 244 & Volume 1310 Folio 58
19.03.1925 (1925 to 1928)	Annie Macdonald (Married Woman)	Volume 2969 Folio 244 & Volume 1310 Folio 58
09.06.1928 (1928 to 1944)	Frederick James Pankhurst (Farmer)	Volume 2969 Folio 244 & Volume 1310 Folio 58
14.09.1944 (1944 to 1944)	Marjorie May Pankhurst (Spinster) Doris Madeline Pankhurst (Spinster) Frederick Cecil Pankhurst (Farmer) (Transmission Application – not investigated)	Volume 2969 Folio 244 & Volume 5457 Folio 59
As regards the part numbered 1 on attached DP 617521		
14.09.1944 (1944 to 1964)	Frederick Cecil Pankhurst (Farmer)	Volume 2969 Folio 244
27.04.1964 (1964 to 1964)	Lila Daphne Pankhurst (Widow) (Section 94 Application – not investigated)	Volume 2969 Folio 244 Now Volume 9789 Folio 20
07.07.1964 (1964 to 1964)	Megan Adelle Campbell (Married Woman)	Volume 9789 Folio 20
22.07.1964 (1964 to 1964)	Jarolyn Holdings Pty Limited	Volume 9789 Folio 20 & Volume 5457 Folio 59
22.07.1964 (1964 to 1985)	Mungo Scott Pty Limited Now Allied Mills Pty Limited	Volume 9789 Folio 20 & Volume 5457 Folio 59 Now Volume 14490 Folio 192

Date	Registered Proprietor	Reference
28.06.1985 (1985 to 1987)	P.F. Manufacturing Pty. Limited	Volume 14490 Folio 192
19.01.1987 (1987 to 1991)	Eta Foods Limited	Volume 14490 Folio 192 Now 34/617521
20.03.1991 (1991 to 2000)	Goodman Fielder Mills Limited	34/617521
24.02.2000 (2000 to 2003)	The Uncle Tobys Company Limited	34/617521
27.10.2003 (2003 to 2007)	Brenex Nominees Pty Ltd	34/617521
12.06.2007 (2007 to 2013)	Trust Company Limited Now The Trust Company Limited	34/617521
20.12.2013 (2013 to 2018)	GM Property Group Syndication Pty Ltd	34/617521
29.08.2018 (2018 to date)	# Lendlease Real Estate Investments Limited	34/617521
20.03.1991 (1991 to 2000)	Goodman Fielder Mills Limited	34/617521

# Denotes current registered proprietor

Leases:

- Multiple leases were found during the course of the investigation that have since expired or been surrendered - not investigated.
- Please refer to the current Title for current leases.

Easements:

- 14.04.1983 (T466663) Easement for Electricity Purposes.

3.3.5 Heritage Register

Searches of the Australian and NSW Heritage databases were undertaken and included in **Appendix H**. The site was not identified on the National Heritage or NSW Heritage Database.

3.3.6 Dangerous Goods Search

A search of SafeWork NSW records for on-site storage of dangerous goods was requested by Senversa on 19 February 2024. SafeWork NSW records (35/019803) for the site are provided in **Appendix I**.

Plans from the 1980s indicate there were underground storage tanks (USTs) (43,800 L petrol and 58,000 L diesel) and aboveground storage tank (AST) (4,500 L LPG), petrol and diesel fill points and bowsers and fuel vents in the northern portion of Lot 1.

SE (2023) reported the WorkCover records indicated that one diesel (30,000 L) and one petrol (20,000 L) tank were removed from the northern portion of Lot 1 in 1995, this detail was not included in the information received from SafeWork NSW. SE (2023) report also states a site sketch from 1981 indicates potential for a UST to be located within the northeastern corner of Lot 1, beneath the current wastewater treatment area.

3.3.7 Contamination Summary

On the basis of the review of historical reports and available information presented above, a general summary of the site use history is provided following:

Lot 1

- Lot 1 has been owned since 1900 generally by dairyman until Austral Roller Shutters Pty Ltd bought the site in 1969. Since 1969 it appears to have been used for commercial purposes with a warehouse and water treatment system constructed or prior to 1986, as shown on the 1986 aerial image.
- Arnotts Biscuits Pty Ltd, Pepsico Australia Pty Ltd and Snackbrands Industries Pty Ltd owned Lot 1 from 1974 to 2015.
- A range of trust companies owned Lot 1 from 2015 to 2023, until Lot 1 was purchased by Lendlease Real Estate Investments Ltd in 2023.
- Lot 1 has a lease to the Real McCoy Snackfoods Co Pty Ltd which expires 11 May 2024. At the time of compiling this report Lot 1 was occupied by Snackbrands as a food processing packaging facility.
- An EPL was currently in use for Snackbrands property for general agricultural processing of 30,000 to 100,000 tonnes annually.
- Lot 1 has records of pad mount substation and underground cable easements since 2000.
- SE (2023) reported the potential for underground storage tanks located within the northeastern corner beneath the wastewater treatment area.
- SE (2023) reported anthropogenic materials within the fill mound situated along Britton Street frontage.
- SE (2023) considered soil and groundwater on-site unlikely to present an unacceptable human health or ecological exposure risk and concluded that the Snackbrands property was suitable for the continued commercial/ industrial land-use.

Lot 34

- Lot 34 has been owned by farmers from 1919 to 1964. Since 1964 Lot 34 appears to have been used for commercial industrial purposes and has been owned by generally by a range of food manufacturing, processing and packaging companies.
- Warehouses and buildings were constructed periodically on the site prior to 1965. The large warehouse in the centre of the site was constructed in or prior to 1986.
- A range of trust companies owned Lot 34 from 2003 to 2018, until Lot 34 was purchased by Lendlease Real Estate Investments Ltd in 2018.
- Lot 34 has records of an easement for electricity purposes since 1983.
- Lot 34 has several lease agreements with:
  - Microbial Screening Technologies which expires 31 July 2024.
  - DGL Group Pty Ltd which expires 28 February 2025.
  - Sancell Pty Ltd which expires 28 February 2025.
  - Rehab Care Pty Ltd which expires 31 July 2024.
  - CRL Leasing Pty Ltd which expires 7 March 2024.
- Lot 34 at the time of compiling this report was occupied by DGL Group (warehousing and distributing dangerous goods), Sancell (warehousing and distributing protective packaging), CRL Express (warehousing and distributing), Paraolympics (storage warehouse) and Microbial Screening Technologies (microbial lab).
- An EPL was currently in use for DGL Group for chemical storage greater than 100,000 kL and recovery of hazardous and other waste specific to acidic solutions or acids in solid form.
- A former EPL 12230 for Sandvik Australia related to waste activities, hazardous, industrial or group A waste generation or storage.
- A former EPL 1226 for Uncle Tobys related to agricultural crop processing.

- One fragment of asbestos was observed on the ground surface within the garden bed adjacent the microbial laboratory building. PRA additionally noted that asbestos was present within the northern section of the building. It is likely the fragment was from the building rather than the fill material.

4.0 Preliminary Conceptual Site Model

4.1 Preliminary Conceptual Site Model

ASC NEPM (2013) identifies a CSM as a representation of site related information regarding contamination sources, receptors and exposure pathways between those sources and receptors. The development of a CSM is an essential part of all site assessment and remediation reports.

ASC NEPM (2013) identified the essential elements of a CSM to include:

- Known and potential sources of contamination and contaminants of concern including the mechanism(s) of contamination.
- Potentially affected media (soil, groundwater, vapours etc.).
- Human and ecological receptors.
- Potential and complete exposure pathways.
- Any potential preferential pathways for vapour migration (if potential for vapours identified).

Table 4.1: Preliminary Conceptual Site Model

CSM Element	Summary		
Contamination Sources	**AECs**	**COPCs**	**Potential Affected Media**
	Fill of unknown origin across the site to create existing/current site levels	Heavy metals (As, Cd, Cr, Cu, Hg, Ni, Pb, Zn), Polycyclic aromatic hydrocarbons (PAHs), Organochlorine pesticides (OCPs), Polychlorinated biphenyls (PCBs), Total recoverable hydrocarbons (TRHs), Benzene, toluene, ethylbenzene and xylenes (BTEX), Asbestos.	Fill. Potential mobilisation and secondary impact (e.g. via leaching, resorption and volatilisation) of underlying natural soil/bedrock, soil vapour and groundwater (including fill water).
	On-site current and former chemical storage including leaks/spills of dangerous goods chemicals across the building footprint portion of the site.	Heavy metals, TRH, BTEX, PAHs, PCBs, PFAS and volatile organic compounds (VOCs) / semi-volatile organic compounds (SVOCs), Per- and polyfluoroalkyl substances (PFAS)	Fill and near surface soil. Potential mobilisation and secondary impact (e.g. via leaching, and resorption) of underlying natural soil/bedrock and groundwater, soil vapour and indoor air following vapour intrusion.
	Former and current structures	Asbestos, heavy metals (lead-based paint), PCBs	Fill and near surface soil.
	Potential underground storage tanks located within the northeastern corner beneath the wastewater treatment area	Heavy metals, TRH, BTEX, PAHs and VOCs/SVOCs	Fill and soil. Potential mobilisation and secondary impact (e.g. via leaching, and resorption) of underlying natural soil/bedrock and groundwater, soil vapour and indoor air following vapour intrusion.

CSM Element	Summary		
	Historical and current industrial activities across the whole site. Including activities related to: EPL 21202 – Snackbrands warehouse, relating to general agricultural processing. Former EPL 1226 – Uncle Tobys, relating to agricultural crop processing**.**	Heavy metals, TRH, BTEX, PAHs, PCBs, PFAS and VOCs/SVOCs	Fill and near surface soil. Potential mobilisation and secondary impact (e.g. via leaching, and resorption) of underlying natural soil/bedrock and groundwater, Soil vapour and indoor air following volatilisation and vapour intrusion.
	Pad mount substations located in **western and southern portion of the site**, as shown on **Figure 2**.	PCBs	Fill and near surface soil.
	Pesticide use associated with former agricultural land use acros**s** the whole site.	Heavy metals and OCPs. Note organophosphorus pesticides (OPPs) are not considered to be an CoPC given the historical nature of agricultural land use at the site (>50 years ago) and rapid degradation of OPPs in the environment.	Fill or near surface soil.
	Off-site industrial sites	Heavy metals, PAH, TRH, BTEX, PCBs, PFAS and VOCs.	Soil vapour and groundwater migrating onto the site.
Potential Receptor Identification	Human health: • Current site workers and visitors. • Construction and intrusive maintenance workers. • Future occupants when commercial/industrial development occurs. Ecological: • Soil and soil organisms beneath the site. • Terrestrial flora and fauna and higher trophic level organisms consuming fauna from on and/or off-site. • Aquatic flora and fauna potentially present in downstream surface water environments including Prospect Creek, if receiving discharge from the site.		
Potential Exposure Pathways	On-site • Direct contact (dermal and incidental ingestion) to ▪ Surface or near surface soil by commercial workers ▪ Deeper soil by intrusive workers. ▪ Shallow groundwater following seepage into trenches or excavations by intrusive workers. • Inhalation of dust from surface soil. • Inhalation of vapours migrating from impacted soil and groundwater or within confined spaces (infrastructure pits, trenches etc). • Direct uptake by terrestrial biota from contaminated shallow soil and bioaccumulation via the ecological food web. Off-site • Direct contact/uptake by aquatic biota from contaminated sediment or surface water from groundwater discharge into the receiving environments (Prospect Creek), if receiving discharge from the site. • Bioaccumulation via the ecological food web. Extraction and beneficial use of shallow groundwater is considered unlikely on the basis of the bore records, typically low permeability and poor yield of shale bedrock.		

CSM Element	Summary
Potential Migration	Contaminants generally migrate from site via a combination of windblown dusts, rainwater infiltration and leaching, groundwater migration and surface water runoff. The potential for contaminants to migrate is a combination of: • The nature of the contaminants (solid/liquid/vapour partitioning and mobility characteristics). • The extent of the contaminants (isolated or widespread). • The location of the contaminants (surface soil or at depth). • The site topography, geology, hydrology and hydrogeology. There is potential for migration of contamination via: • Contaminated surface soils via wind and fugitive dust emissions. Future land use comprising mostly concrete sealed surface could limit this pathway. • Contaminants in exposed contaminated soil to leach to runoff, or if there is fill water seepage expression, with migration via overland flow offsite or via on-site drainage system. • Contaminants leach from contaminated soil vertically through the soil profile and impact groundwater and migrate off-site or into future deep building basements/structures. There could also be migration onto the site from surrounding (off-site) areas (e.g. surrounding commercial/industrial properties). Migration potential is inferred to be greater in fill (higher permeability) than shale bedrock (low permeability). • Contaminants in contaminated soil or groundwater to generate vapours and migrate off-site or into future buildings or structures. Migration potential is inferred to be greater in fill (largely unsaturated and higher permeability) than clayey soils or shale bedrock (lower permeability).
Preferential Pathways	A range of preferential pathways may occur at the site associated with fill horizons, including near surface fill. These media may comprise soil conditions with greater permeability/porosity than natural soil at the site thereby creating a preferential pathway for liquid, vapour and leachable constituents. Preferential pathways associated with underground services may be present on the site. Preferential pathways potentially present in the adjoining road network, associated with services easements.

4.2 Source-Pathway-Receptor Linkage Assessment

A preliminary evaluation of source-pathway-receptor linkages based on the CSM summarised in **Table 4.2** is provided below. The CSM and SPR linkages shall be updated following completion of the investigation.

Table 4.2: Source-Pathway-Receptor Linkages

Exposure Medium	Exposure Pathway	Human Receptors			Ecological Receptors		
		Current site workers and visitors	Construction and maintenance workers	Future occupants (commercial/industrial)	Soil and soil organisms beneath the site	Terrestrial ecology	Aquatic ecology
Soil (fill and natural)	Inhalation	P	P	P	NA	NA	NA
	Incidental ingestion	P	P	P	NA	NA	NA
	Dermal contact	P	P	P	NA	NA	NA
	Direct contact/uptake	NA	NA	NA	P	P	NA
	Bioaccumulation/ secondary poisoning	NA	NA	NA	P	P	P
Groundwater	Incidental Ingestion (during non-potable use)	N	P	N	NA	NA	NA
	Dermal contact (non-potable use)	N	P	N	NA	NA	NA
	Direct contact/uptake	NA	NA	NA	P	P	P
	Bioaccumulation/ secondary poisoning	NA	NA	NA	P	P	P
Soil vapour	Inhalation of vapours	P	P	P	NA	NA	NA
	Hazardous atmosphere in confined spaces	N	P	P	NA	NA	NA
Surface water (including surface runoff) (offsite)	Incidental ingestion	N	P	N	NA	NA	NA
	Dermal contact	N	P	N	NA	NA	NA
	Direct contact / uptake	NA	NA	NA	NA	NA	P
	Bioaccumulation / secondary poisoning	NA	NA	NA	NA	NA	P

Legend:

NA	Not applicable - pathway is not relevant for this receptor.
L – Low and acceptable	Risk to receptor identified as low and acceptable.
N - Incomplete	Linkage likely to be incomplete with negligible exposure to contamination likely to occur via this pathway.
P - Potentially complete	Linkage potentially complete. Further data collection required to close data gaps and confirm whether pathway is complete or potentially significant in terms of risk.
Y - Complete	Linkage likely to be complete. Based on available information, a complete exposure pathway has been identified and/or there is significant uncertainty and these linkages require more detailed investigation or risk assessment.

5.0 Assessment Criteria

The assessment of contamination is based on the ASC NEPM, the Tier 1 assessment criteria contained within these guidelines form the basis of a screening risk assessment. More specifically the following assessment criteria listed in **Table 5.1** have been adopted.

Table 5.1: Adopted Assessment Criteria

Media	Receptor	Adopted Assessment Criteria
Soil	Human Health	• Health investigation levels applicable for commercial/industrial (HIL D) in ASC NEPM and PFAS NEMP. • Health screening levels (HSL) for vapour intrusion (clay, depth based) for commercial/industrial (HSL D) in ASC NEPM. • HSL for asbestos in soil for commercial/industrial (HSL D) in ASC NEPM. • HSL for direct contact for intrusive maintenance workers in CRC CARE (2011).
	Ecological	• Ecological investigation level (EIL) for commercial/industrial sites for soil, is applicable to shallow soil to 2 m bgl. Site-specific EILs were calculated consistent with NEPC (2013) using the average of laboratory results; pH, total organic carbon and CEC. • The ASC NEPM (2013) methodology for derivation of site-specific EILs for lead, nickel, chromium III, copper and zinc was used to determine site specific screening criteria. The derivation process requires determination of ambient background concentrations (ABC) and added contaminant limits (ACLs) for these chemicals, and the EIL is then calculated as the ABC plus the ACL. The ACL is calculated using site-specific soil properties such as soil pH, organic carbon content and cation exchange capacity (CEC). Further details are provided in **Section 8.1**. • Ecological screening level (ESL) for fine soil in commercial/industrial sites. • PFAS NEMP interim soil ecological criteria (all land uses) for direct exposure (EDE) and indirect exposure (EIE).
	Aesthetics	The ASC NEPM does not provide assessment criteria but states that site assessment requires balanced consideration of the quantity, type and distribution of foreign material or odours in relation to the specific land use and its sensitivity. Aesthetic issues generally relate to the presence of low-concern inert foreign material in soil or fill resulting from human activity. Issues that require further assessment could include: • Highly malodorous soil or extracted groundwater. • Hydrocarbon sheen on surface water. • Discoloured chemical deposits or soil staining with chemical waste. • Presence of putrescible waste that may generate hazardous levels of methane. Aesthetics considerations are of a lesser concern for areas of the site which will have a sealed surface.
Groundwater	Human Health	• HSL for vapour intrusion (clay, depth based) for commercial/industrial (HSL D) in ASC NEPM. • Incidental contact under recreational or during drain maintenance work settings will be assessed via Australian Drinking Water Guidelines (ADWG) (2022) drinking water values x 10 (for non-volatile chemicals) consistent with evaluation for recreational contact and recreational water quality guideline values in PFAS NEMP. Drinking water guidelines have not been considered, given that there is no groundwater extraction for drinking purposes and provision of a reticulated water supply.

Media	Receptor	Adopted Assessment Criteria
	Ecological	The Default Guidelines Values (DGV) provided by ANZG (2018) will be used to assess aquatic exposure. DGVs apply to receiving waters rather than groundwater under the site. Prospect Creek is identified as the closest surface water receptor and is considered a slightly to moderately disturbed environment. As such the 95% spp level is relevant for the assessment. ANZG (2018) states that for chemicals that that bioaccumulate the higher 99% spp level is relevant. For PFAS the interim water quality guidelines presented in the PFAS NEMP have been adopted The 95% spp has been used to assess direct toxicity. The higher 99% spp. Values has been used to evaluate bioaccumulation.
Soil vapour	Human Health	• HSLs for vapour intrusion (clay, depth based) for commercial/industrial (HSL D) in ASC NEPM. • Interim soil vapour health investigation levels for volatile organic chlorinated compounds for commercial/industrial (HSL D) in ASC NEPM. Where VOCs that do not have a HSL/HIL value are detected additional screening levels have been sought from: • Reference concentrations in Vapour Intrusion: Technical Practice Note (NSW EPA, 2010) or • US EPA Regional Screening Levels (RSLs) for Commercial Air adjusted as follows: ▪ The RSLs are indoor air values and so have been adjusted to soil vapour screening levels using an attenuation factor of 0.03. consistent with the recent enHealth 2023 guidance. ▪ Where the RSLs are based on carcinogenic evaluation the value has also been adjusted by a factor of 10 consistent with the acceptable risk level of 1x10-5 identified in the ASC NEPM. ▪ If a compound is not considered to be genotoxic or mutagenic then the threshold RSL value have been selected consistent with evaluation of threshold/ non threshold evaluation in the ASC NEPM.

The criteria used to classify saline soils is presented in **Table 5.2**. Salinity range (ECe) is calculated by multiplying the electrical conductivity of a 1:5 soil: water extract by a factor dependant of soil texture ranging from 6 to 17 depending on soil type. Hazelton and Murphy (DLWC 1992) classify soil salinity on the basis of ECe and describe the implications of the salinity classes on agriculture and / or plant growth below.

Table 5.2: Soil Salinity Classes

Class	EC_e (dS/cm)	Implication
Non saline	<2	Salinity effects mostly negligible.
Slightly saline	2 – 4	Yields of sensitive crops affected.
Moderately saline	4 – 8	Yields of many crops affected.
Very saline	8 – 16	Only tolerant crops yield satisfactory.
Highly saline	>16	Only a few very tolerant crops yield satisfactory.

Sulfate, chloride and pH criteria identify appropriate exposure classification or soil aggressivity levels for concrete and steel piles, developed from *AS 2159 – 2009 Piling Design and Installation,* presented in **Table 5.3** and **Table 5.4**.

Table 5.3: Exposure Classification for Concrete Piles

Sulfates (as SO_2) in soil (mg/kg)	pH	Soil conditions – B (low permeability soils such as silts and clays)
<4000	>5.5	Non-aggressive
4000 – 8000	4.5 – 5.5	Mild
8000 - 16000	4 – 4.5	Moderate
>16000	<4	Severe

Table 5.4: Exposure Classification for Steel Piles

Exposure Conditions			Exposure Classification (Aggressivity)
Chlorides in soil (mg/kg)	pH	Resistivity (Ohm.cm)	Soil conditions – B (low permeability soils such as silts and clays)
<5000	>5	>5000	Non-aggressive
5000 – 20000	4 – 5	2000 – 5000	Non-aggressive
20000 – 50000	3 – 4	1000 – 2000	Mild
>50000	<3	<1000	Moderate

6.0 Data Quality Objectives

6.1 Data Quality Objectives

Data quality objectives (DQOs) adopted for the project have been developed consistent with the ASC NEPM. They focus on a logical rationale to inform data collection and assessment of the useability of the data in terms of accuracy and reliability in forming conclusions on the condition of the element of the environment being investigated.

Table 6.1: Data Quality Objectives

Step	DQO
Step 1 – State the Problem (Project Objective)	Based on the desktop site history review (**Section 3**), the preliminary CSM (**Section 4**) identified a number of AECs that require assessment in order to assess the suitability of the site for ongoing commercial / industrial use. The DSI was required to address Conditions 12 and 16 of the SEARs issued by the NSW Department of Planning and Environment for warehouse and distribution centre applications (SSD-67368956).
Step 2 – Identify the Decisions (Goals)	The decisions required to address the stated problem are discussed below: • Are the data collected sufficient to address the objectives of the investigation? • Are there potential constraints to development relating to aesthetic issues and/or fill materials? • Are the data generated by sampling and analysis suitably reliable? • Is there any evidence of, or potential for, migration of contaminants from the site? • Have all of the potential source-pathway-receptor linkages identified in the Preliminary CSM been adequately addressed by the investigations? • Is further characterisation or management of contamination required?
Step 3 – Identify Information Inputs	The inputs to make the above decisions include: • Previous investigation data. • Site inspection. • An understanding of the nature, type and distribution of contaminating activities that have historically occurred at the site and surrounding area. • Field observations and measurements made during investigation works. • Survey data (coordinates and relative levels in m AHD) for the new and existing groundwater wells. • Representative sampling and analysis of environmental media to assess the nature, extent and magnitude of impacts, to the extent practicable, associated with potential sources relating to current and historical land uses and potential other contributing sources. • Laboratory analytical data of collected samples. • The relevant NSW EPA-approved guidance, Commonwealth and other guidance documents and assessment criteria. • Confirmation of acceptable data quality by assessment of data quality assurance/quality control by comparison against data quality indicators (DQI). • COPC concentrations in fill, soil, groundwater and vapour.

Step	DQO
Step 4 – Define the Study Boundaries	The target population comprises soil, groundwater and soil vapour on the site. The study boundaries include: • Contamination conditions of the target population. • The site boundary as shown on **Figure 1**. • Subsurface boundaries include the depth of the investigation, to a maximum of 3 m or 0.5 m into natural soils in soil bores and 10 m bgl in groundwater well locations. • The temporal boundary will be limited to the data collected during these investigation works and supplemented with SE (2023) soil and groundwater data. Constraints to the study include no access to the northern portion of Snackbrands property (Lot 1), no access within microbial laboratory building, reduced number of locations within DGL warehouse, no drill rig access within Sancell and CRL Express. As well as the presence of underground services, aboveground structures and subsurface conditions that can restrict the sampling methodology.
Step 5 – Develop the Decision Rules	The following decision rules will be applied: *Are the data collected sufficient to address the objectives of the investigation?* • If it is assessed that the data generated through this investigation are reliable and the sampling and analytical strategy was followed in the field, and concentrations are less than criteria at the limits of the investigation areas, then the data will be considered sufficient. • If it is assessed that additional information is required to further reduce the uncertainties associated with the distribution and characterisation of contamination, then appropriate recommendations for further assessment and/or investigation will be provided. *Are there potential constraints to development relating to aesthetic issues and/or fill materials?* • Are significant aesthetical and/or fill material identified during the soil assessment? It is noted that aesthetics including staining/discolouration are required to be considered for all land use scenarios. *Are the data generated by sampling and analysis suitably reliable?* • If the data collected have been subjected to an assessment of quality assurance/quality control and found to be suitable for use in this assessment, the data will be considered suitably reliable. *Is there any evidence of, or potential for, migration of contaminants from the site?* • Is impacted groundwater and/or soil vapour potentially migrating from or onto the site? *Have all of the potential source-pathway-receptor linkages identified in the Preliminary CSM been adequately addressed by the investigations?* • If the data collected addresses all identified source-pathway-receptor linkages, then the Preliminary CSM has been adequately assessed. *Is further characterisation or management of contamination required?* • If the data do not meet the adopted screening levels, but an assessment of source-pathway-receptor linkages indicates no complete exposure pathways exist, then the site will be considered generally suitable for proposed land use. • If exposure pathways do exist, then the site may not be suitable for use without some form of remediation or management.
Step 6 – Specify the Limits of Decision Error	This step is to establish the decision maker's tolerable limits on decision errors, which are used to establish performance goals for limiting uncertainty in the data. Data generated during this study must be appropriate to allow decisions to be made with confidence. The adopted target limits on decision errors based on the null hypothesis that contaminant concentrations exceed criteria include: • Type A error (i.e. deciding that contaminant concentrations do not exceed criteria when they do) – 5% probability; and • Type B error (i.e. deciding that contaminant concentrations exceed criteria when they do not) – 20% probability. Initial screening will consider individual concentrations, with statistical analysis as per ASC NEPM considered in further evaluation if required. The acceptable limits on decision errors are described by the data quality indicators (DQIs). The DQIs include precision, accuracy, representativeness, completeness, comparability and sensitivity (refer **Section 6.4**).

Step	DQO
Step 7 – Optimise the Design for Obtaining Data	Various strategies for developing a statistically based sampling plan are identified in the ASC NEPM and NSW EPA (2022), including judgemental; random; systematic and stratified sampling patterns. Fill/soil: For a site of 8.75 ha, the EPA (2022) sampling design guidelines recommend 103 systematic sample locations. Senversa completed a combination of soil bores and vapour locations, depending on access, including 50 soil bores (SB01 to SB44, MW04 to MW09) and 48 sub-slab vapour pins (SV01 to SV05, SV08 to SV50). The data was supplemented with SE (2023) sampling data including 13 soil sample locations (BH01 to BH08 and TP01 to TP05). Senversa complied with EPA (2022) completing 111 of 103 sample locations required. Due to the access restrictions within the building footprints these areas have not been adequately assessed and would require further investigation prior to redevelopment works. Soil bores extended to a maximum depth of 3.2 m, 0.5 m into natural soils or to the extent practicable). Groundwater: Groundwater was expected to occur in bedrock, with previous monitoring suggesting flow towards the southwest / west, towards Prospect Creek. Regionally, the shales are considered an aquitard and of low value. Incidental exposure is unlikely due to its likely depth >4 m bgl but could occur via seepage into future deep basements. Contamination migration via groundwater could occur both on- and off- the site. Allowance was made to install six groundwater monitoring wells to a maximum depth of 10 m bgl, or 2 m below the encountered groundwater depth, whichever was shallower. It was initially proposed to sample the existing groundwater monitoring wells (MW01 to MW03), however only MW03 was sampled. MW01 could not be located during the sampling works. Senversa was restricted to accessing the Snackbrands site on weekends only, there was insufficient time to sample location MW02. SE (2023) groundwater data (MW02 and MW03) supplemented the groundwater data set. Vapour: A sub-slab vapour assessment was completed across the majority of the site to evaluate the potential risks to future occupants of buildings from potential volatile CoPC within the subsurface, in either fill, soil or groundwater. 48 temporary sub-slab vapour pins (SV01 to SV05, SV08 to SV50) were installed across the majority of the site. Vapour pins were screened using a landfill gas meter and PID. Vapour samples were collected from all vapour pins and analysed for volatile chemicals. At the time of sampling two vapour pins were flooded (SV18 and SV48). Sub-slab vapour pins were unable to be installed within the Snackbrands building footprints (due to the generation of dust affecting their operations), within the microbial laboratory building footprint (due to the generation of dust affecting their operations) and reduced locations within the DGL warehouse (due to the flammability of chemicals within B and C store). Constraints: Some key constraints include: • Sampling is limited to the site. • Access restrictions within the Snackbrands warehouse and microbial laboratory building footprint, reduced number of locations within DGL building footprint and no drill rig access within Sancell and CRL Express building footprints. The sampling locations are shown on **Figure 3.**

6.2 Sampling Methodology

Table 6.2: Soil, Groundwater and Vapour Sampling Methodology

Task		Methodology
Service Clearance		Borehole locations will be checked for underground services by a Telstra accredited service location contractor using radio-detection with reference to Before You Dig Australia (BYDA).
Soil Sampling	**Drilling Method**	Soil bores were completed using a Geoprobe. Push-tubing was selected as the sampling method to collect undisturbed soil samples. A hand auger was utilised for several locations, where there were uncertainties of underground services. Solid flight augers (SFA) (large diameter augers >150 mm) and/or air hammer drilling was used to reach target depth for the installation of monitoring wells.
	Soil Sampling	Where appropriate soil samples were collected at site surface, 0.2 m, 0.5 m, 1 m, 1.5 m and at 1 m intervals thereafter extending to 0.5 m into natural soils, or to a maximum depth of 6.5 m (monitoring well). Additional samples were collected in strata that exhibited indicators of contamination such as odour, staining or other relevant observations.
	Sample Handling	Soil samples were collected directly into laboratory supplied 250 mL glass jars with Teflon lined lids, except for soil samples analysed for PFAS, which were collected in HDPE jars. Sample jars were filled to minimise headspace and placed into an insulated cooler containing crushed ice. All soil samples were collected by gloved hand. A new pair of nitrile gloves were worn for each sample collection event.
	Field Screening	Soil sub-samples were collected into snap-lock plastic bags. The vapour headspace was monitored for VOCs using a calibrated photo-ionisation detector (PID) equipped with a 10.6 eV lamp.
	Decontamination	Sampling equipment including the hand auger head, solid flight augers and push tube head were decontaminated prior to use and between boreholes by brushing off extraneous material, washing with detergent solution and rinsing with potable water.
	QC Samples	Field duplicates, inter-lab duplicates, rinsate, field blanks, trip spike and trip blank samples were collected and sent to laboratories for analysis.
Groundwater Installation and Sampling	**Groundwater Well Installation**	Six groundwater wells were installed to a maximum depth of 10 m bgs, or 2 m below the encountered groundwater depth, whichever was shallower. The wells were constructed using 50 mm diameter unplasticised polyvinyl chloride (uPVC) casing and slotted screen. A graded sand was placed within the bore annulus adjacent to the screen, with a minimum of 0.5 m bentonite seal placed above the sand. The borehole was backfilled with spoil to the surface. The well was completed with a heavy duty roadbox, flush to the ground.
	Well Development	The newly installed wells were developed by removing water using a foot valve and HDPE tubing until water was no longer turbid or three well volumes. Development was completed to promote connectivity of the wells with the aquifer.
	Gauging	The standing water level (SWL) in the newly installed monitoring wells were measured by an oil/water interface meter (IFM), prior to purging. The IFM was appropriate for identifying light non-aqueous phase liquid (LNAPL).
	Purging	Monitoring wells were purged by low-flow peristaltic pump and HDPE tubing. Geochemical parameters were measured by a water quality meter (WQM) and the SWL measured by the IFM during purging.
	Sampling	Sampling commenced when the geochemical parameters and SWL had stabilised. Laboratory prepared and supplied vials and bottles were filled

Task	Methodology	
		directly from pump sample tubing. Samples were collected from approximately 1 m above the base of the wells. Vials and bottles were filled to minimise headspace, heavy metals samples were field filtered, and all samples were placed into an insulated cooler containing crushed ice. A new pair of nitrile gloves were worn for each sample collection event.
	Decontamination	The IFM was decontaminated prior to use and between wells by washing with detergent solution (Liquinox) and double rinsing with potable water. Dedicated (i.e., new) HDPE pump tubing was used at each location to reduce the risk of cross contamination.
	QC samples	Analysis of field duplicate, equipment rinsate blank, field blank, trip blank, and trip spike.
Soil Vapour Sampling	**Installation**	A 16 mm diameter hole was drilled through the concrete slab at each of the locations, whereby the encountered slab thickness was typically 150-250 mm. Installation of a Vapor Pin metallic probe following the manufacturer's instructions, which briefly comprised hammering the probe with silicone sleeve (to ensure air-tight seal) into the drilled hole to a depth of the encountered slab thickness.
	Purging	A GFM 435 gas detector was used to purge each probe for a period of approximately 2 minutes. Gas readings were monitored until parameters [oxygen, carbon dioxide, photo-ionisation detector (PID), methane, lower explosive limit (LEL)] readings had stabilised. Following this, a leak detection evaluation was completed via placement of an isopropyl-alcohol-soaked rag within an airtight box containing the sample train located on top of the probe. Elevated PID readings (in excess of previously established and stabile PID recordings) on the gas detector were assumed to indicate a leaking probe. Any leaking probes were required to be re-installed and re-checked prior to sampling using the same method.
	Sampling	Sub-slab vapour samples were collected onto SKC-anasorb carbon tubes. An isopropyl alcohol saturated rag was maintained in an airtight box (sealed container containing sample train) throughout purging and sampling for laboratory confirmation of potential leaks. A shroud was used in the chamber to maintain an isopropyl-alcohol-rich atmosphere over the sampling location. At each sampled location, a 7 L volume was collected using a calibrated pump at a flow rate of 200 mL/min onto a carbon tube. Following sample collection, the carbon tubes were removed and capped and stored in a cool dry and dark container that excludes light.
	QC samples	Analysis of field blank.
Survey	Survey data (relative levels in m AHD) was collected for all newly installed groundwater monitoring well locations by a licensed surveyor.	
Avoidance of Cross Contamination	Sampling equipment was dedicated wherever possible to avoid the potential for cross contamination. Where this was not possible, the equipment was decontaminated between sample locations. Hand tools including hand auger was decontaminated between sampling locations by rinsing with a Liquinox® detergent solution, and then laboratory supplied water. The use of dedicated disposable nitrile gloves, being replaced between each sample.	
Sample Handing and Preservation	The samples were collected into laboratory supplied jars, bottles, bags and carbon tubes. Samples jars and bottles collected were immediately stored on ice, bags and carbon tubes in a cool, dry and dark place prior to and during transit to the laboratory to prevent sample degradation. Samples were delivered to the laboratory in sufficient time to allow extraction within the prescribed chemical holding times.	
Laboratory Analyses	Primary and quality control samples were submitted for analysis under strict chain of custody (CoC) procedures to a laboratory using National Association of Testing Authorities (NATA) accredited	

Task	Methodology
	methods for the analytes of interest. Interlaboratory duplicate samples were submitted to a laboratory using NATA accredited methods for the analytes of interest. The analytical schedule is provided in **Section 6.5**
Waste	Waste generation was minimised where possible. Boreholes were reinstated by placing soil cutting back to the relevant borehole. Excess cuttings from the installation of groundwater wells were placed into garden bed areas.

6.3 Data Quality Indicators

The DQIs established for the project included:

- **Precision:** measures the reproducibility of measurements under a given set of conditions. The precision of the laboratory data and sampling techniques is assessed by calculating the Relative Percent Difference (RPD) of duplicate samples.
- **Accuracy:** measures the bias in a measurement system. The accuracy of the laboratory data that are generated during this project is a measure of the closeness of the analytical results obtained by a method to the 'true' value. Accuracy is assessed by reference to the analytical results of laboratory control samples, laboratory spikes and analyses against reference standards.
- **Representativeness:** expresses the degree with which sample data accurately and precisely represent a characteristic of a population or an environmental condition. Representativeness is achieved by collecting samples on a representative basis across the site, and by using an adequate number of sample locations to characterise the site to the required accuracy.
- **Comparability**: expresses the confidence with which one data set can be compared with another. This is achieved through maintaining a level of consistency in sampling techniques, analytical techniques, and reporting methods.
- **Completeness**: defined as the percentage of measurements made which are judged to be valid measurements. The completeness goal is set at there being sufficient valid data generated during the study.
- **Sensitivity**: expresses the appropriateness of the chosen laboratory methods, including the limits of reporting, in producing reliable data in relation to the adopted assessment criteria.

The DQIs are summarised in **Table 6.3**.

Table 6.3: Data Quality Indicators

Data Quality Objectives	Frequency	Acceptance Criteria
Precision		
Blind duplicates (intra laboratory).	1/20 samples 1/10 PFAS samples	<30% RPD ^
Split duplicates (inter laboratory) (soil, water only).	1/20 samples 1/10 PFAS samples	<30% RPD ^
Laboratory duplicates.	1/20 samples	Laboratory specified
Accuracy		
Surrogate spikes.	All samples	Laboratory specified (e.g. 70-130%)
Laboratory control samples.	1 per lab batch	Laboratory specified (e.g. 70-130%)
Matrix spikes.	1 per lab batch	Laboratory specified (e.g. 70-130%)
Representativeness		
Sampling appropriate for media and analytes.	NA	NA
Samples extracted and analysed within holding times.	NA	Laboratory specified
Rinsate blank.	1 per type of non-dedicated sampling equipment used, per day.	< Laboratory limit of reporting (LOR)
Method blank.	1 per lab batch	<LOR
Trip/field blank.	1 per esky & batch	<LOR
Soil vapour probe sample train integrity testing and tracer.	All probes	No leaks in sample train identified and tracer less than 5% v/v in sample.
Comparability		
Standard operating procedures for sample collection & handling.	All samples	All samples
Standard analytical methods used for all analyses.	All samples	All samples
Consistent field conditions, sampling staff and laboratory analysis.	All samples	All samples
Completeness		
Sample description and Chain of Custodies completed and appropriate.	All samples	All samples
Appropriate documentation.	All samples	All samples
Satisfactory frequency and result for QC samples.	All QA / QC samples	-
Data from critical samples is considered valid.	NA	Critical samples valid

Data Quality Objectives	Frequency	Acceptance Criteria
Limits of reporting appropriate and consistent.	All samples	All samples

Notes:
^ – if initial non-conformances are identified, then secondary screening can be completed against the more detailed assessment criteria:
1. Results <10 x LOR: no limit. 2. Results between 10-20 x LOR: <50%. 3. Results >20 x LOR: <30%).

6.4 Analytical Schedule

All primary and secondary samples were analysed by a NATA accredited laboratories.

- Eurofins Environment ANZ: primary laboratory for soil, groundwater and vapour samples.
- Envirolab: secondary laboratory for soil and groundwater interlaboratory duplicate samples.

Soil samples were selected for analysis based on:

- Field screening results (i.e., unusual colours, odours and/or elevated PID readings).
- Presence of fill material.
- Vertical and lateral coverage of the investigation area to ensure that samples of each relevant stratum were collected and analysed.

Groundwater samples were analysed for the same analytical suite (refer **Table 6.4**).

Vapour samples were analysed for the same analytical suite (refer **Table 6.4**).

The analytical program is summarised in **Table 6.4**.

Table 6.4: Analytical Schedule

Media	Analytical Suite	No. Locations	No. Samples
Soil	TRH, heavy metals	50	66
	BTEX, PAHs		67
	VOCs, SVOCs		26
	OCPs, PCBs		22
	OPPs		2
	PFAS/Perfluorooctane sulfonate (PFOS)		14
	Chromium suite (acid sulfate soil [ASS])		3
	Salinity		3
	Total organic carbon (TOC), cation exchange capacity (CEC), pH		3
	Asbestos (NEPM 500 mL)		26
	Toxicity Characteristic Leaching Procedure (TCLP) M8 (waste classification)		4
Groundwater	Heavy metals (field filtered), BTEX, TRH, PAHs (low levels), VOCs and PFAS	7	7
Vapour	VOCs 8260, volatile TRH and isopropanol	48	46

6.5 Quality Assurance and Quality Control

The QA/QC program was completed in accordance with the seven step DQO process. Achievement of the DQOs was demonstrated by reference to the DQIs.

The data validation procedure used in the assessment of field and laboratory QA/QC data (refer **Appendix J**) indicated that the reported analytical results were representative of the soil, groundwater and vapour conditions at the sampled locations. The quality of the analytical data is considered acceptably reliable for the purpose of this investigation.

7.0 Field Observations

Field observations collected during drilling, soil, groundwater and vapour sampling are detailed in the following sections. Representative photographs are included in **Appendix B**. Field notes and calibration certificates are provided in **Appendix K**.

7.1 GPR Survey

A GPR survey was conducted on the 20 April 2024 by Geotrace Australia Pty Ltd (Geotrace). The GPR survey was limited to the northeastern portion of the Snackbrands property, which is understood to be a location where a former UST may have been present (**Section 3.3.6**). USTs were not detected in the area scanned; however, some areas were unable to be accessed due to equipment and machinery within the buildings. Geotrace as unable to confirm the absence/presence of a UST in these unscanned areas.

A utility scan report is provided in **Appendix O**.

7.2 Ground Conditions

The lithology across the site was generally consistent, with minimal fill observed across the accessible areas of the site. SE (2023) reported anthropogenic materials within the fill mound situated along Britton Street frontage. A description of the encountered lithology across the site is summarised in **Table 7.1**, with detailed borehole logs included in **Appendix L**.

Table 7.1: Summary of Encountered Lithology

Depth Interval (m bgl)	Unit / Material	Description
0 – 0.25	Surface: Concrete / Asphalt	Concrete or asphalt was the surface layer across the majority of the site, with a maximum thickness of 0.25 m.
0.0 – 1.6	Fill	Silty sandy gravelly sand / sandy gravelly clay / clayey sandy gravelly silt / sandy gravel / gravelly silty clay / gravelly clayey silt / clay / crushed sandstone, brown/yellow/grey/ orange/cream/red Minor anthropogenic material inclusions of brick and plastic.
0.05 – 6.5	Natural	Sandy silt / sandy clay / silty sand / sand / clayey sand / silty sandy clay / clayey silt / sandy silt / silty sandy clay / silty clay, white/brown/grey/red/yellow/gold.
0.5 - 10	Bedrock: Weather Shale / Shale	Weathered shale, grey/red/brown/gold/white, hard. Shale, brown/grey, dry, very hard.
2.6 – 3.0	Bedrock: Sandstone (at MW05, SB11 location only)	Sandstone, gold/brown, dry, hard.

7.3 Soil Screening and Evidence of Soil Contamination

There was limited visual or olfactory evidence of contamination across the site. Evidence of contamination was identified at the following locations:

- Black staining at 2 locations, SB22 (0.8-0.9 m bgl) and SB34 (0.2 to-0.3 m bgl and 0.6 - 0.7 m bgl).
- Staining at SB30 (1 -1.1 m bgl).
- Slight organic odours were noted at 3 locations SB23 (0.3 -0.4 m bgl, 1.8 -1.9 m bgl), SB24 1-1.1 m bgl) and SB25 (1 to 1.1 m bgl).
- Slight to moderate chemical odours noted at location SB27 at 1.5 to 2.3 m bgl.

PID readings were less than 1 ppm for the majority of locations, with the exception of locations.

- SB27 which reported a maximum PID of 9.2 ppm at 2.2 to 2.3 m bgl;
- SB28 reported a PID of 8.9 ppm at 0.4 to 0.5 m bgl;
- SB30 reported a PID of 4.9 ppm at 1 to 1.1 m bgl; and
- SB34 reported a maximum PID of 9.9 ppm at 0.6 to 0.7 m bgl.

7.4 Hydrogeological Conditions

Groundwater in existing (MW03) and newly installed monitoring wells (MW04 to MW06, MW08 and MW09) were observed to be between 3.8 and 5.1 m below top of casing (b TOC). Standing water levels ranged from 18.0 to 28.5 m AHD. The inferred groundwater flow direction is to the southwest, as shown on **Figure 4**.

Survey data are provided in **Appendix M**.

Monitoring well MW07 was dry at the time of the sampling event. Well MW01 was unable to be located.

Senversa was restricted to accessing the Snackbrands site on weekends only, there was insufficient time to sample location MW02. Senversa was unable to access the northern portion of the Snackbrands property (Lot 1) prior to submitting this report.

7.5 Groundwater Quality and Geochemistry

LNAPL was not observed during sampling and no sheen or hydrocarbon odour was observed during purging of the monitoring wells. The groundwater colour was observed to be colourless to brown and ranged from non-turbid to highly turbid.

Geochemistry data from groundwater collected from the sampled wells, indicated the following:

- The pH ranged from 6.55 (MW09) to 6.75 (MW06), indicating neutral conditions.
- The EC ranged from 10,471 (MW04) to 17,959 µS/cm (MW05), indicating saline conditions.
- Redox (Eh) values ranging from 70 mV (MW05) to 368 mV (MW04) and are indicative of moderately oxidising conditions.
- The DO values ranged from 0.1 (MW06) to 1.87 (MW04) and are indicative of poor to moderately oxygenated water.

Groundwater levels and quality parameters measured in the field are provided in **Tables E,** as well as **Appendix K.**

7.6 Sub-slab Vapour Field Observations

Sub-slab soil vapour sampling was undertaken at 48 sample locations across the site. No significant malodours or indicators of contamination were encountered during placement of holes for vapour sampling. Two vapour pins (SV18 and SV48) were flooded at the time of the sampling event (February and April 2024). Vapour readings are summarised in **Table H**, as well as **Appendix K**.

Vapour readings across the site included the following:

- PID ranged from 1.2 ppm to 44.8 ppm (SV21).
- CO_2 ranged from 0 % v/v to 16.7 % v/v (SV34).
- O_2 ranged from 0 % v/v to 20.4 % v/v.
- Methane was recorded at 0% v/v, with the exception of SV48 which recorded methane at 60% v/v and SV41 recording 4.8 % v/v methane, which exceeded 1% v/v action level. According to the dangerous goods search (**Section 3.3.6**)**,** SV41 was in the vicinity of a former UST.

Vapour location SV48 recorded field parameter of 60% v/v methane; however, 30 seconds into collecting the parameters the vapour pin flooded with water. An additional vapour pin was installed approximately 8 m to the southeast (SV50) and this recorded 0% v/v methane. In the vicinity of SV48 the site workers were washing down forklifts and corroded cooking oil fill points/pipes were observed (**Photos 60** to **63**). The cooking oil appeared to be present across the ground surface and appeared to be discharging to surface water and may have impacted groundwater quality under the site. The elevated methane reading at SV48 exceeded the lower explosive limit (LEL) for methane gas in typical atmospheric conditions and requires further investigation. It is possible that the cooking oil is degrading below the concrete slab causing the elevated levels.

8.0 Investigation Results

8.1 Soil Properties

Soil properties such as soil pH, CEC and total organic carbon was assessed at three locations across the project area. A summary of these results is presented in **Table 8.1**, with all results presented in **Table A**.

Median concentrations for these soil properties were used to derive site-specific EILs for lead, nickel, chromium III, copper and zinc using the EIL calculation spreadsheet available in the ASC NEPM toolbox.

Table 8.1: Summary of Soil Properties

Soil Property	Range	Average	Median
Soil pH	6.1 – 8.5	7.2	7
CEC (meq/cm^2)	17 - 35	23	17
Organic carbon (%)	0.6 – 1.7	1.2	1.2

8.2 Soil Analytical Results

A summary of the soil analytical data is presented in **Tables A** and **D**. All results are included in the laboratory reports **Appendix N**.

8.2.1 Heavy metals

Detections of the following heavy metals were made: arsenic, chromium, copper, lead, mercury, nickel and zinc. Cadmium concentrations were reported below laboratory detection limits. Heavy metal concentrations in all analysed samples were reported below the adopted site assessment criteria protective of human health and ecological receptors.

8.2.2 BTEX

BTEX concentrations were all below laboratory limits of reporting and the adopted site assessment criteria protective of human health and ecological receptors.

8.2.3 TRH

Detections of TRH fractions were recorded in eight samples including SB03_0.1-0.2, SB05_0.1-0.2, SB22_0.8-0.9, SB27_0.5-0.6, SB27_1.5-1.6, SB36_0-0.1, SB42_0-0.1 and MW08_2.0-2.1. The remaining samples reported TRH fractions below laboratory detection limits.

TRH concentrations were below the adopted criteria protective of human health.

TRH concentrations were below the adopted site criteria protective of ecological exposures with the exception of one sample SB27_1.5-1.6 which reported TRH >C10-C16 fraction minus naphthalene (F2) of 320 mg/kg, above the ecological screening level criteria of 170 mg/kg. This sample was collected from below a concrete slab within the DGL warehouse and the design plans (**Appendix A**) indicate the location will remain below a concrete slab and therefore not a potential ecological risk.

8.2.4 PAHs

PAH concentrations were all below laboratory detection limits with the exception of one sample SB27_1.5-1.6 which was slightly above detection limits for fluorene. All PAH concentrations were below the adopted site assessment criteria protective of human health and ecological receptors.

8.2.5 VOCs/SVOCs

VOC and SVOC concentrations were all below laboratory detection limits with the exception of one sample SB27_1.5-1.6 which had concentration of 4-chlorophenyl phenyl ether at 1.6 mg/kg above the LOR of 0.5 mg/kg there are no soil criteria available for this compound the detection is not considered significant and the vapour sampling conducted at SV39 is considered to evaluate any vapour intrusion associated with this detection. All other VOC and SVOC concentrations were below the adopted site assessment criteria protective of human health and ecological receptors.

8.2.6 OCPs/OPPs/PCBs

OCP, OPPs and PCB concentrations were all below laboratory detection limits and the adopted site assessment criteria protective of human health and ecological receptors.

8.2.7 PFAS/PFOS

PFAS and PFOS concentrations were all below detection limits with the exception of the triplicate laboratory sample pair of location MW05_0-0.1(QC200) which reported trace PFAS levels below Eurofins laboratory detection limits. All concentrations were below adopted assessment criteria protective of human health and ecological receptors.

8.2.8 Chromium Suite

A total of three natural samples (SB23_1.8-1.9, SB24_1.0-1.1 and SB25_1.0-1.1) had indicators of potential acid sulfate soils (PASS), within an isolated lens of approximately 0.3 to 0.5 m thickness of sandy clay, grey, moist layer with organic odours (**Photo 44**).

Samples were analysed for field pH (pH-F) and field oxidised pH (pH-FOX). Based on these results, with the three samples reporting pH-FOX of 4.1 to 5.4 and reaction rate of 3. Chromium reducible sulfur (S_{Cr}) analysis was completed to assess for actual acid sulfate soil (AASS) or PASS. Actual acidity (titratable actual acidity) was detected in samples. Potential acidity (chromium reducible sulfur) was detected in samples. Net acidity was recorded above the action criterion (18 mol H+/t) for two of the samples SB24_1.0-1.1 (19 mol H+/t) and SB25_1.0-1.1 (41 mol H+/t). Results are presented in **Table A**.

The isolated lens appeared to be present within the western portion of Lot 34. The AASS/PASS indicators were not visually observed at any other soil bore location on the site. The design plans indicate that the western portion of Lot 34, is proposed to be filled with a significant amount of material (3 to 5 m thickness). It is unlikely that soil in this area (locations SB23 to SB25) will be disturbed. However, if design plans change and the material will be disturbed an acid sulfate soils management plan would be required.

8.2.9 Salinity

Results for EC obtained from a 1:5 soil extract at 25ºC were multiplied by soil texture factor (conversion factor 8 for clay texture) in accordance with DLWC (2022) to obtain extract electrical conductivity (EC_e) values. EC_e exhibited an average value of 0.67 dS/m within the negligible salinity range.

Table 7.2: Summary of Salinity and Aggressivity Results

Sample	Chloride (mg/kg)	Sulfate (mg/kg)	Resistivity ohm-m	pH	Conductivity (1:5) µS/cm	EC_e dS/m
MW05_0-0.1	11	17	75	7.9	130	1.04
SB24_0.5-0.6	<10	12	210	8.8	48	0.38
MW09_0-0.1	12	<10	140	6.8	72	0.58

8.2.10 Aggressivity

A summary of results are as follows:

- pH ranged from 6.8 to 8.8 pH units with an average of 7.8 pH units. pH values were within the non-aggressive range within respect to concrete and steel piles.
- Sulfate concentrations ranged from <10 to 17 mg/kg, all within the non-aggressive range with respect to concrete piles.
- Chloride concentrations ranged from <10 to 12 mg/kg, all within the non-aggressive range with respect to steel piles.
- Resistivity values ranged from 75 to 210 ohm-m, all within the non-aggressive range with respect to steel piles.

Based on the above, soils sampled are considered ‘non-aggressive’ with respect to both concrete and steel pile exposure.

8.2.11 Asbestos

Asbestos in the form of fragments of asbestos containing material (ACM) were not visually observed within soil recovered from boreholes at any of the sampling locations. Selected soil samples analysed from fill materials further did not report any asbestos following laboratory analysis.

One fragment of asbestos was observed during the site inspection on 18 January 2024, on the ground surface within the garden bed adjacent the microbial laboratory building (**Photos 54** and **55**). The fragment was collected and disposed off-site appropriately. No other asbestos fragments were observed during the fieldworks. Aerial images indicate that the northern section of the microbial laboratory building has been present on-site from or prior to 1965. PRA additionally noted that asbestos was present within the northern section of the microbial laboratory building. It is likely the fragment was from the building and not within the fill material. However, it is noted that the sampling method (boreholes) may underestimate the occurrence of asbestos and further evaluation of asbestos in fill may be needed beneath current buildings following demolition.

8.2.12 Preliminary *In-situ* Waste Classification

Soil analytical results were screened against the contaminant threshold (CT), specific contaminant concentrations (SCC) and/or toxicity characteristic leaching procedure (TCLP) criteria detailed in the NSW EPA, 2014, *Waste Classification Guidelines* to provide an indication of preliminary waste classification. Results are presented in **Table D**.

The reported concentrations of lead and nickel exceeded CT1 in some samples (11 out of 66). Leachability testing by TCLP was scheduled for four selected samples, which were prioritised based on the highest total concentrations and lithology. All leachability results were reported below TCLP1 criteria.

Site fill material is preliminarily classified as general solid waste (GSW) for off-site disposal in accordance with the NSW EPA (2014). Further analytical testing including PFAS TCLP analysis should be undertaken prior to off-site disposal in accordance with the NSW EPA (2014) *Waste Guidelines Part 1 to Part 4* to confirm the waste classification of the material.

For areas outside the building footprints, natural material will be further classified as virgin excavated natural material (VENM) as per the meaning provided to EPA (2014). Further assessment is required for any fill or natural material below building footprints, prior to classifying the material.

8.2.13 SE (2023) Soil Data

SE (2023) data have been provided in **Table C**, the soil samples were analysed for heavy metals, BTEX, TRH, PAHs, PCBs, OCPs and asbestos. All soil results are below the adopted site assessment criteria protective of human health and ecological receptors.

8.3 Groundwater Analytical Results

Groundwater analytical data are presented in **Table F**. Results are included in the laboratory reports in **Appendix N**.

8.3.1 Heavy metals

The reported heavy metal concentrations were below the adopted criteria with the exception of the following:

- Cadmium, exceeding the marine water 95% criteria (0.0007 mg/L) at two monitoring well locations MW08 (0.0009 mg/L) and MW09 (0.0009 mg/L).
- Copper, exceeding the marine water 95% criteria (0.0013 mg/L) at one monitoring well location MW03 (0.002 mg/L).
- Nickel, exceeding the marine water 95% criteria (0.007 mg/L) at four monitoring well locations MW03 (0.024 mg/L), MW05 (0.011 mg/L), MW06 (0.024 mg/L) and MW08 (0.023 mg/L).
- Zinc, exceeding the marine water 95% criteria (0.008 mg/L) at four monitoring well locations MW04 (0.032 mg/L), MW05 (0.013 mg/L), MW08 (0.036 mg/L) and MW09 (0.038 mg/L).

The reported heavy metal concentrations are generally consistent across the site and are considered to reflect urban background conditions given there was no significant change of these constituents between up and down gradient monitoring wells and no significant source material identified within site soils. On this basis, the elevated levels of heavy metals in site groundwater are not considered to require management.

8.3.2 BTEX

BTEX concentrations were all below or close to the laboratory detection limits and the adopted site assessment criteria protective of human health and ecological receptors.

8.3.3 TRH

TRH concentrations were below or close to laboratory detection limits and below the adopted site assessment criteria protective of human health and ecological receptors.

8.3.4 PAHs

PAH concentrations were detected within five of the six groundwater monitoring wells (MW04 to MW06, MW08 and MW09) including the following compounds:

- Fluoranthene, ranged from 0.08 µg/L (MW04) to 0.04 µg/L (MW05).
- Naphthalene, ranged from 0.05 µg/L (MW04) to 0.2 µg/L (MW06).
- Phenanthrene, ranged from 0.08 µg/L (MW04) to 0.2 µg/L (MW05 and MW09).
- Pyrene, ranged from 0.17 µg/L (MW04) to 0.9 µg/L (MW05).

All detected concentrations were below the adopted site assessment criteria protective of human health and ecological receptors.

8.3.5 VOCs

VOC concentrations were all below laboratory detection limits with the exception of one monitoring well MW05, which detected acetone of 12 µg/L. All VOC concentrations were below the adopted site assessment criteria protective of human health and ecological receptors.

8.3.6 PFAS

PFAS concentrations were detected in monitoring wells MW04, MW05 and MW08. All concentrations were below adopted site assessment criteria with the exception of MW08 reporting a PFOS concentration of 0.06 µg/L, exceeding 99% freshwater protection level; however, was below the 95% criterion. The impact is delineated down gradient by groundwater wells MW04 and MW05 and appears to be contained within the site. The PFOS exceedance is not considered significant, given the criteria are relevant at the point of exposure, that is the receiving water at Prospect Creek and concentrations are below the 99% level at the down gradient locations (MW04 and MW05).

8.3.7 SE (2023) Water Data

Groundwater monitoring wells MW02 and MW03 were sampled for heavy metals, BTEX, TRH, PAHs, PCBs, OCPs and PFAS.

Heavy metal concentrations were below or close to laboratory detection limits with the exception of copper and/or nickel concentrations exceeding marine water 95% criteria. The concentrations were consistent with Senversa groundwater results.

BTEX, TRH, PAHs, PCBs, OCPs and PFAS were below or close to laboratory detection limits and below adopted site assessment criteria protective of human health and ecological receptors and are generally consistent with Senversa groundwater results.

8.4 Vapour Analytical Results

Vapour analytical data are presented in **Table I**. Results are included in the laboratory reports **Appendix N**.

All reported sub-slab vapour results were below the laboratory LOR or the adopted guideline values for this assessment, with the following exceptions:

- SV12 reported chloroform of 800 mg/m^3, exceeding US EPA RSL composite worker soil vapour criteria (14 mg/m^3).
- SV25 reported trichloroethylene (TCE) of 0.157 mg/m^3, exceeding HIL D criteria (0.08 mg/m^3).
- SV43 and SV47 reported chloroform of 28.6 mg/m^3 and 28.7 mg/m^3 respectively, exceeding US EPA RSL composite worker soil vapour criteria (14 mg/m^3).
- Various petroleum hydrocarbon compounds and volatile organic compounds (such as benzene, toluene, ethylbenzene, TRH C6-C10 minus BTEX (F1), naphthalene, 1,3,5 trimethylbenzene, 1,2,3-

trichlorobenzene, 1,2,4-trichlorobenzene, 1,3-dichloropropane, chloroform and tetrachloroethylene [PCE]) were detected at concentrations below the relevant guidelines reported at low concentrations at various locations across the investigation area (SV01, SV03, SV04, SV09, SV12, SV19 to SV21, SV24 to SV35, SV37, SV39 and SV40, SV42 to SV44 and SV47).

In reviewing the exceedance of the TCE criteria at SV25, it is noted that the interim HIL provided in the ASC NEPM is based on a conservative attenuation factor (from soil vapour to indoor air) of 0.1. The more recent guidance provided by enHealth 2023 recommends an attenuation factor (from soil vapour to indoor air) of 0.03. A HIL-D based on an attenuation factor of 0.03 is calculated as 27 mg/m^3 the detected concentration at SV25 of 0.157 is an order of magnitude below this adjusted guideline. As such the TCE concentration at SV25 is not considered to represent a vapour intrusion risk.

Chloroform was detected at SV12 above the site criteria in an outdoor location adjacent to the microbial laboratory. The site criterion for chloroform is related to indoor exposures, while this concentration is unlikely to present a risk to worker in outdoor air exposure (due to the increased mixing and air flow in outdoor environments) additional soil vapour investigation in this area is warranted. Chloroform is used within the adjacent microbial laboratory and is likely to be the source of elevated chloroform.

Chloroform detected at SV43 and SV47, above the site criterion, was within the water treatment building, in the northern portion of the Snackbrands property. The exceedances have been delineated to the west and south. The chloroform source is unknown within this portion of the site.

8.4.1 Ambient Air

During vapour sampling a PID of 5.7 ppm was observed (**Photo 47**) in ambient air within the DGL warehouse near location SV33. Vapour location SV33 reported detections of VOCs (PCE and 1,3-dichloropropane), however the concentrations in vapour were reported below site criteria. The PID reading may be an indicator of a potential indoor air source. Additional vapour characterisation in this area to confirm the low vapour intrusion risk is warranted.

9.0 Discussion

The results in relation to the project decision rules, as outlined within **Table 6.1**, are discussed below.

Are the data collected sufficient to address the objectives of the investigation?

The data generated through this investigation are generally considered to be suitably reliable and the sampling and analytical strategy was followed in the field.

Soil

Soil results were below health criteria. One soil sample SB27_1.5-1.6 reported TRH F2 exceeding ecological screening level criteria. However, this exceedance was encountered in soil below a concrete slab within the DGL warehouse and the design plans (**Appendix A**) indicate that the location will remain below a concrete slab and therefore is not a potential ecological risk.

One asbestos fragment was observed on the surface of the garden bed adjacent the microbial laboratory building. No other asbestos fragments were observed during the fieldworks. Aerial images indicate that the northern section of the microbial laboratory building has been present on-site from or prior to 1965. PRA additionally noted that asbestos was present within the northern section of the microbial laboratory building. It is likely the fragment was from the building and not within the fill material. However, it is noted that the sampling method (boreholes) may underestimate the occurrence of asbestos and further evaluation of asbestos in fill beneath current buildings using test pits following demolition may be needed.

Three natural soil samples at SB23, SB24 and SB25 had indicators of AASS/PASS and as such there appears to be an isolated lens of AASS/PASS material within the western portion of Lot 34. The AASS/PASS indicators were not visually observed at any other soil bore location on the site. The design plans indicate that the western portion of Lot 34, is proposed to be filled with a significant amount of material (3 to 5 m thickness). It is unlikely that soil in this portion of the site (locations SB23 to SB25) will be disturbed. However, if design plans change and the material will be disturbed an acid sulfate soils management plan would be required.

Salinity and aggressivity results are considered ‘non-aggressive’ with respect to both concrete and steel pile exposure.

Groundwater

Groundwater results were below health criteria. Heavy metal (cadmium, copper, nickel and/or zinc) concentrations exceeded the ecological criteria. The reported heavy metal concentrations are generally consistent across the site and are considered to reflect urban background conditions given there was no significant change of these constituents between up and down gradient monitoring wells and no significant source material identified within site soils. On this basis, the elevated levels of heavy metals in site groundwater are not considered to require management.

PFAS concentrations were detected in monitoring wells MW04, MW05 and MW08. Monitoring well MW08 reported PFOS concentration of 0.06 µg/L, exceeding the 99% freshwater protection level relevant for bioaccumulation, but below the 95% criterion. The location was delineated down gradient by MW04 and MW05 and appears to be contained on site. The PFOS exceedance is not considered significant, given the criteria are relevant at the point of exposure, that is the receiving water at Prospect Creek and concentrations are below the 99% criterion at the down gradient locations (MW04 and MW05).

Vapour

SV41 recorded 4.8 % v/v methane, which exceeded the 1% v/v action level. According to the dangerous goods search (**Section 3.3.6**)**,** this location appears to be in the vicinity of the former UST.

Vapour location SV48 recorded field parameter of 60% v/v methane; however, 30 seconds into collecting the parameters the vapour pin flooded with water. As described in **Section 7.5**, cooking oil appeared to be on the ground surface in the vicinity of SV48 and it is possible that the cooking oil is degrading below the concrete slab causing the elevated levels.

TCE was recorded at location SV25 above the interim HIL criteria; however, below the criteria adjusted by the more relevant attenuation factor. The detected concentration at SV25 is an order of magnitude below the adjusted guideline, as such the TCE concentration at SV25 is not considered to represent a vapour intrusion risk.

Chloroform was recorded at SV12, in proximity of the microbial laboratory. This location will require further investigation. Although the sampling location is outdoors it is not a risk, the microbial laboratory building footprint has not been assessed to confirm the concentrations within the building footprint. Chloroform is used within the laboratory and is the potential source.

Chloroform was also detected at SV43 and SV47 above the site criteria were within the water treatment building, in the northern portion of the Snackbrands property. The chloroform source is unknown within this portion of the site. The exceedances have been delineated to the west and south. Resampling these locations and additional investigation is recommended to delineate the chloroform concentrations to the east and north.

During vapour sampling a PID of 5.7 ppm was observed (**Photo 47**) in ambient air within the DGL warehouse near location SV33. Vapour location SV33 reported detections of VOCs (PCE and 1,3-dichloropropane); however, the concentrations in vapour were reported below site criteria. The PID reading may be an indicator of a potential indoor air source.

Are there potential constraints to development relating to aesthetic issues and/or fill materials?

Minimal fill material was observed across the accessible areas of the site. SE (2023) reported anthropogenic materials within the fill mound situated along Britton Street frontage. The design plans indicate minimal excavating along Britton Street frontage.

There was limited visual or olfactory evidence of contamination across the site, with the exception of staining at three locations SB22 SB30 and SB34. Slight organic odours were observed at three locations SB23 SB24 and SB25. Slight to moderate chemical odours observed at one location SB27.

Are the data generated by sampling and analysis suitably reliable?

The QA/QC program was completed in accordance with the seven step DQO process. Achievement of the DQOs was demonstrated by reference to the DQIs.

The data validation procedure used in the assessment of field and laboratory QA/QC data (refer **Appendix J**) indicated that the reported analytical results were representative of the soil, groundwater and vapour conditions at the sampled locations. The quality of the analytical data is considered acceptably reliable for the purpose of this investigation.

Have all of the potential source-pathway-receptor linkages identified in the Preliminary CSM been adequately addressed by the investigations?

The preliminary CSM has generally been assessed. However, there are several data gaps due to access restrictions including the following:

- Soil sampling in proximity of the pad mount substation within Lot 34 property for PCBs.
- Soil sampling below building footprints prior to redevelopment works.
- Reinstalling the vapour pin and collecting water sample instead of vapour sample from the flooded probe (SV48). The sample should be analysed for total oil and grease.
- Additional vapour sampling in the proximity to SV41 which recorded 4.8 % v/v methane, which exceeded the 1% v/v action level. The location appears to be in the vicinity of the former UST (**Section 3.3.6**).

- Additional vapour sampling within the microbial laboratory building footprint to confirm the extent of the chloroform exceedance.
- Additional vapour sampling to the east and north of SV43 and SV47 to delineate the chloroform exceedances.
- Additional vapour investigations within the DGL warehouse near location SV33 may be warranted due to the detections of VOCs (PCE and 1,3-dichloropropane) and an elevated PID reading in ambient air.

Is further characterisation or management of contamination required?

As detailed above, due to access restrictions on-site and vapour exceedances requiring delineation, several data gaps have been identified and would require to be addressed prior to considering the site generally suitable for the proposed land use.

10.0 Conclusions

Based on the scope of work the findings of the investigation included:

- The site is made up of two allotments, which were historically used for farming purposes until approximately the 1960s when large warehouses were constructed periodically on the site. The warehouses have been owned and leased by a range of food processing and packaging companies, microbial laboratory, storage and distribution warehouses of a range of goods including dangerous goods.
- Two current EPLs are in use at the site, for Snackbrands for general agricultural processing of 30,000 to 100,000 tonnes annually and DGL Group for chemical storage greater than 100,000 kL and recovery of hazardous and other waste specific to acidic solutions or acids in solid form.
- Soil chemical results did not indicate a potential health or ecological risk.
- One fragment of asbestos was observed on the ground surface within the garden bed adjacent the microbial laboratory building. PRA additionally noted that asbestos was present within the northern section of the microbial laboratory building. It is likely that the fragment was from the building and not within the fill material. However it is noted that the sampling method (boreholes) may underestimate the occurrence of asbestos and further evaluation of asbestos in fill may be needed beneath current buildings following demolition.
- AASS/PASS material is present within an isolated lens in the western portion of Lot 34. Based on the current design plans this portion of the site (locations SB23 to SB25) is unlikely to be disturbed. However, if design plans change and the material will be disturbed, an acid sulfate soils management plan would be required.
- Salinity and aggressivity results are considered ‘non-aggressive’ with respect to both concrete and steel pile exposure.
- Groundwater concentrations of metals were considered to reflect urban background conditions as there was no significant change of these constituents between up and down gradient monitoring wells and no significant source material identified within site soils. PFOS exceeded 99% freshwater protection level; however, was below 95% criterion. MW08 was delineated down gradient by groundwater wells MW04 and MW05 and appears to be contained to the site. The PFOS exceedance is not considered significant, as the site is unlikely to support secondary consumers and the exceedance is contained on-site.
- SV41 recorded 4.8 % v/v methane, which exceeded the 1% v/v action level. According to the dangerous goods search (**Section 3.3.6**)**,** this location appears to be in the vicinity of the former UST.
- Vapour location SV48 recorded field parameter of 60% v/v methane; however, 30 seconds into collecting the parameters the vapour pin flooded with water. As described in **Section 7.5**, cooking oil appeared to be on the ground surface in the vicinity of SV48 and it is possible that the cooking oil is degrading below the concrete slab causing the elevated levels.
- Vapour results were below adopted criteria, with the exception of chloroform recorded at location SV12, in proximity of the microbial laboratory. This location will require further investigation. Although the sampling location is outdoors and is not a risk, the microbial laboratory building footprint has not been assessed to confirm the concentrations within the building footprint. Chloroform is used within the laboratory and is the potential source.
- Chloroform detected at SV43 and SV47 above the site criterion was within the water treatment building, in the northern portion of the Snackbrands property. The concentrations are double the adopted site criterion. The chloroform source is unknown within this portion of the site. The exceedances have been delineated to the west and south.
- Additional vapour investigations within the DGL warehouse near location SV33 are recommended due to the detections of VOCs (PCE and 1,3-dichloropropane) and an elevated PID reading in ambient air.

Based on the investigation results the following data gaps were identified, generally due to access restrictions on-site:

- Soil sampling in proximity of the pad mount substation within Lot 34 property for PCBs.
- Soil sampling below building footprints prior to redevelopment works including test pits to evaluate the presence of asbestos in fill.
- Reinstalling the vapour pin and collecting water sample instead of vapour sample from the flooded probe (SV48). The sample should be analysed for total oil and grease.
- Additional vapour sampling in the proximity to SV41 which recorded 4.8 % v/v methane, which exceeded the 1% v/v action level. The location appears to be in the vicinity of the former UST (**Section 3.3.6**).
- Additional vapour sampling within the microbial laboratory building footprint to confirm the extend of the chloroform exceedance.
- Additional vapour sampling to the east and north of SV43 and SV47 to delineate the chloroform exceedances.
- Additional vapour investigations within the DGL warehouse near location SV33 may be warranted due to the detections of VOCs (PCE and 1,3-dichloropropane) and an elevated PID reading in ambient air.

A remedial action plan (RAP) should be prepared to address the remaining data gaps to confirm the site is suitable or can be made suitable for the proposed land use.

11.0 References

Acid Sulfate Soils Management Advisory Committee (ASSMAC), 1998. Acid Sulfate Soil Manual.

ANZG (2018). *Australian and New Zealand Guidelines for Fresh and Marine Water Quality*, Australian and New Zealand Governments and Australian state and territory governments, Canberra ACT, Australia, updated January 2022.

CRCCARE (2011). *Health Screening Levels for Petroleum Hydrocarbons in Soil and Groundwater.*

DOH (2021). *Guidelines for the Assessment, Remediation and Management of Asbestos Contaminated Sites in Western Australia.*

enHealth (2023). *Guidance for the human health risk assessment of volatile chlorinated hydrocarbon vapour intrusion*. Canberra. Australian Government Department of Health and Aged Care.

HEPA (2020). *PFAS National Environmental Management Plan 2.0*. Heads of EPA Australia and New Zealand. (the 'PFAS NEMP').

National Environment Protection Council (2013). National Environment Protection (Assessment of Site Contamination) Amendment Measure (No.1). (the 'ASC NEPM').

NSW EPA (2007). *Guidelines for the Assessment and Management of Groundwater Contamination*.

NSW EPA (2014). *Waste Classification Guidelines: Part 1 – Classifying waste.*

NSW EPA (2015). *Contaminated Sites: Guidelines on Duty to Report Contamination under the Contaminated Land Management Act 1997.*

NSW EPA (2016). *Addendum to the Waste Classification Guidelines (2014) – Part 1: Classifying Waste.*

NSW EPA (2017). *Contaminated Sites: Guidelines for the NSW Site Auditor Scheme, 3rd Edition.*

NSW EPA (2020a). *Contaminated Sites: Guidelines for Consultants Reporting on Contaminated Sites.*

NSW EPA (2020b). *Assessment and Management of Hazardous Ground Gases, Contaminated Land Guidelines*.

NSW EPA (2022). *Contaminated Land Guidelines: Sampling Design Part 1 – application.*

SE (2023). *Limited Stage 2 Detailed Site Investigation, 15-21 Britton Street, Smithfield NSW*, Sydney Environmental Group, 27 July 2023.

12.0 Principles and Limitations of Investigation

The following principles are an integral part of site contamination assessment practices and are intended to be referred to when resolving any ambiguity or exercising such discretion as is accorded the user or site assessor.

Area	Principle and Limitation
Elimination of Uncertainty	Some uncertainty is inherent in all site investigations. Furthermore, any sample, either surface or subsurface, taken for chemical testing may or may not be representative of a larger population or area. Professional judgment and interpretation are inherent in the process, and even when exercised in accordance with objective scientific principles, uncertainty is inevitable. Additional assessment beyond that which was reasonably undertaken may reduce the uncertainty.
Failure to Detect	Even when site investigation work is executed competently and in accordance with the appropriate Australian guidance, such as the National Environment Protection (Assessment of Site Contamination) Amendment Measure ('the NEPM'), it must be recognised that certain conditions present especially difficult target analyte detection problems. Such conditions may include, but are not limited to, complex geological settings, unusual or generally poorly understood behaviour and fate characteristics of certain substances, complex, discontinuous, random, or heterogeneous distributions of existing target analytes, physical impediments to investigation imposed by the location of services, structures and other man-made objects, and the inherent limitations of assessment technologies.
Limitations of Information	The effectiveness of any site investigation may be compromised by limitations or defects in the information used to define the objectives and scope of the investigation, including inability to obtain information concerning historic site uses or prior site assessment activities despite the efforts of the user and assessor to obtain such information.
Chemical Analysis Error	Chemical testing methods have inherent uncertainties and limitations. Senversa routinely seeks to require the laboratory to report any potential or actual problems experienced, or non-routine events which may have occurred during the testing, so that such problems can be considered in evaluating the data.
Level of Assessment	The investigation herein should not be considered to be an exhaustive assessment of environmental conditions on a property. There is a point at which the effort required to obtain information is outweighed by the time required to obtain that information, and, in the context of private transactions and contractual responsibilities, may become a material detriment to the orderly conduct of business. If the presence of target analytes is confirmed on a property, the extent of further assessment is a function of the degree of confidence required and the degree of uncertainty acceptable in relation to the objectives of the assessment.
Comparison with Subsequent Inquiry	The justification and adequacy of the findings of this investigation in light of the findings of a subsequent inquiry should be evaluated based on the reasonableness of judgments made at the time and under the circumstances in which they were made.
Data Useability	Investigation data generally only represent the site conditions at the time the data were generated. Therefore, the usability of data collected as part of this investigation may have a finite lifetime depending on the application and use being made of the data. In all respects, a future reader of this report should evaluate whether previously generated data are appropriate for any subsequent use beyond the original purpose for which they were collected or are otherwise subject to lifetime limits imposed by other laws, regulations or regulatory policies.
Nature of Advice	The investigation works herein are intended to develop and present sound, scientifically valid data concerning actual site conditions. Senversa does not seek or purport to provide legal or business advice.

Figures

Figure 1: Site Location

Figure 2: Site Layout and Features

Figure 3: Sample Locations

Figure 4: Groundwater Contour Plot



Legend

- Lot Boundary
- Site Boundary

Aerial Imagery (19/11/2023) © Metromap

Created:	E. Marha	Date:	12/03/2024
Reviewed:	J. Nicholson	Revision:	0
Approved:		Scale:	1:2,250 (A3)
File:	S21182_002_F001 Site Location		

0 10 20 40 60 80 100 Metres

Coordinate System: GDA2020 MGA Zone 56

Figure No: 1

Title: Site Location

Project: Detailed Site Investigation

Location: 15-21 Britton St and 28-54 Percival Rd, Smithfield, NSW 2164

Client: Lendlease

Path: S:\01_Jobs\1.NSW_Jobs\S21182_TACTICAL_SMITHFIELD_SEARS\APRX\S21182_002.aprx

© Senversa 2024

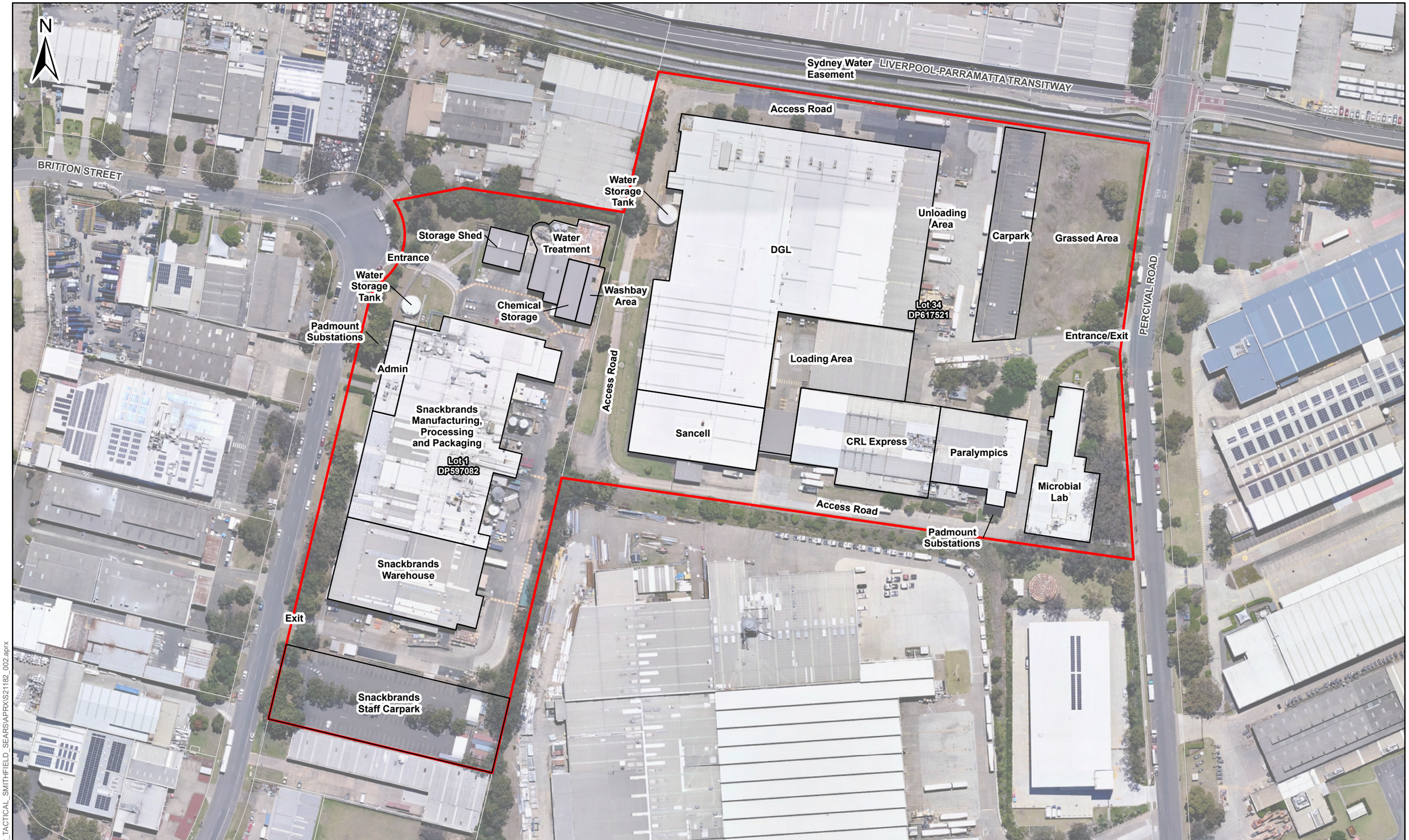

Legend

- Site Feature
- Lot Boundary
- Site Boundary

Aerial Imagery (19/11/2023) © Metromap

Created:	E. Marha	Date:	12/03/2024
Reviewed:	J. Nicholson	Revision:	0
Approved:		Scale:	1:1,750 (A3)
File:	S21182_002_F002 Site Layout and Features		

0 10 20 40 60 80 100 Metres

Coordinate System: GDA2020 MGA Zone 56

Figure No: 2

Title: Site Layout and Features

Project: Detailed Site Investigation

Location: 15-21 Britton St and 28-54 Percival Rd, Smithfield, NSW 2164

Client: Lendlease

Path: S:\01_Jobs\1.NSW_Jobs\S21182_TACTICAL_SMITHFIELD_SEARS\APRX\S21182_002.aprx

© Senversa 2024



Legend

Current Investigation Locations
- Groundwater Monitoring Well
- Soil Bore
- Soil Vapour Sample
- Surface Sample

Existing Investigation Locations
- Borehole
- Test Pit
- Groundwater Monitoring Well

- Lot Boundary
- Site Boundary

Aerial Imagery (19/11/2023) © Metromap

Created:	E. Marha	Date:	13/05/2024
Reviewed:	J. Nicholson	Revision:	0
Approved:		Scale:	1:1,750 (A3)
File:	S21182_002_F003 Sample Locations		

0 10 20 40 60 80 100 Metres

Coordinate System: GDA2020 MGA Zone 56

Figure No: 3

Title: Sample Locations

Project: Detailed Site Investigation

Location: 15-21 Britton St and 28-54 Percival Rd, Smithfield, NSW 2164

Client: Lendlease

Path: S:\01_Jobs\1.NSW_Jobs\S21182_TACTICAL_SMITHFIELD_SEARS\APRX\S21182_002.aprx

© Senversa 2024



Legend

Current Investigation Locations

- Groundwater Monitoring Well
- Lot Boundary
- Site Boundary
- Groundwater Flow Direction
- Inferred Groundwater Contour

Aerial Imagery (19/11/2023) © Metromap

Created:	E. Marha	Date:	12/03/2024
Reviewed:	J. Nicholson	Revision:	0
Approved:		Scale:	1:1,750 (A3)
File:	S21182_002_F004 GW Contours		

0 10 20 40 60 80 100 Metres

Coordinate System: GDA2020 MGA Zone 56

Figure No: 4

Title: Groundwater Contours

Project: Detailed Site Investigation

Location: 15-21 Britton St and 28-54 Percival Rd, Smithfield, NSW 2164

Client: Lendlease

Path: S:\01_Jobs\1.NSW_Jobs\S21182_TACTICAL_SMITHFIELD_SEARS\APRX\S21182_002.aprx

© Senversa 2024

Appendix A: Design Plans

SMITHFIELD INDUSTRIAL FACILITY

PROPOSED MULTI-LEVEL INDUSTRIAL DEVELOPMENT

28-54 PERCIVAL STREET, 15-21 BRITTON STREET, SMITHFIELD



DRAWING LIST	
DA000	COVER SHEET
DA001	3D VIEW PERSPECTIVES - PERCIVAL STREET
DA002	3D VIEW PERSPECTIVES - BRITTON STREET
DA050	SITE ANALYSIS & DEVELOPMENT SUMMARY
DA100	WAREHOUSE PLAN - LOWER GROUND
DA101	WAREHOUSE PLAN - LOWER GROUND MEZZ
DA102	WAREHOUSE PLAN - GROUND
DA103	WAREHOUSE PLAN - GROUND FLOOR MEZZ
DA104	WAREHOUSE PLAN - LEVEL 1
DA105	WAREHOUSE PLAN - LEVEL 1 MEZZ
DA106	WAREHOUSE ROOF PLAN
DA121	VEGETATION IMPACT
DA130	WAREHOUSE ELEVATIONS -SHEET 1
DA131	WAREHOUSE ELEVATIONS - SHEET 2
DA135	3D AND MATERIALS
DA140	WAREHOUSE SECTIONS - SHEET 1
DA141	WAREHOUSE SECTIONS - SHEET 2
DA200	CORE 1, 2 DETAILS
DA205	CORE 3 & 4 DETAILS
DA210	TENANCY A1
DA211	TENANCY A2
DA212	TENANCY A3
DA213	TENANCY TYPICAL A4-5 & B4-5
DA215	TENANCY A6
DA220	TENANCY B1
DA221	TENANCY B2
DA222	TENANCY B3
DA225	TENANCY B6
DA234	TENANCY TYPICAL C1-6
DA241	TENANCY TYPICAL C7-8
DA242	TENANCY C9
DA250	DOCK OFFICE TYPICAL
DA270	END OF TRIP PERCIVAL ST
DA271	END OF TRIP BRITTON ST
DA280	CAFE
DA400	SHADOW DIAGRAMS
DA410	3D SECTION
DA411	3D VIEW PERSPECTIVES - SECTION
DA450	3D PERSPECTIVES 1
DA451	3D PERSPECTIVES 2
DA452	3D PERSPECTIVES 3
DA500	GFA CALCULATIONS
DA510	GLA CALCULATIONS
DA600	SIGNAGE DETAILS - WAREHOUSE IDENTIFICATION SIGN - SHEET 1
DA601	SIGNAGE DETAILS - WAREHOUSE IDENTIFICATION SIGN - SHEET 2
DA610	SIGNAGE DETAILS - TENANCY IDENTIFICATION SIGN
DA615	SIGNAGE DETAILS - DIRECTIONAL SIGN

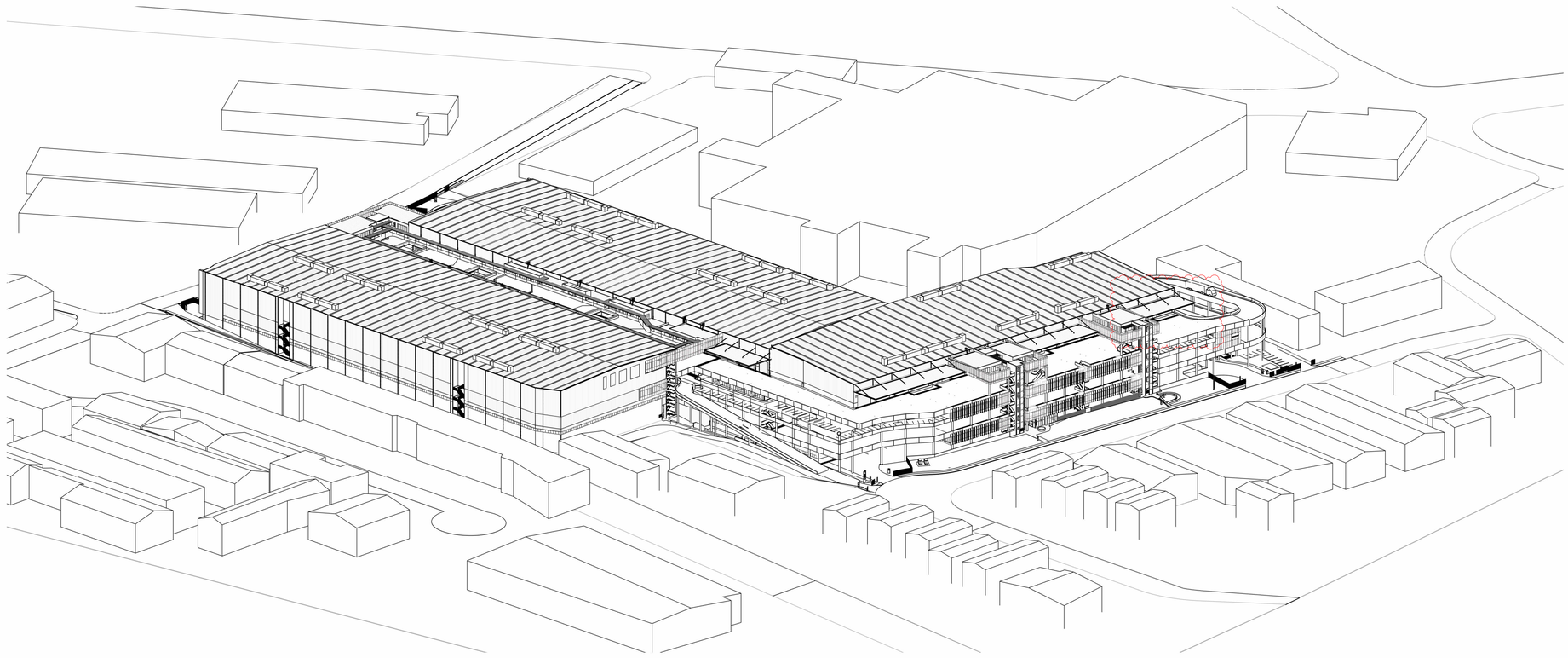

ISSUE FOR SSDA

SBA ARCHITECTS
Commercial Industrial Residential Retail Interior Design
Phone: 02 9929 9988 Web: www.sbaarch.com.au

#	DESCRIPTION	DATE
20	ISSUE FOR REVIEW	22.10.2024
19	VE updates	09.09.2024
18	ISSUE FOR SSDA	08.07.2024
17	ISSUE FOR COORDINATION	02.07.2024
16	ISSUE FOR COORDINATION	31.05.2024
15	ISSUE FOR REVIEW	17.05.2024
14	ISSUE FOR REVIEW	10.05.2024

CLIENT
lendlease

PROPOSED MULTI-LEVEL INDUSTRIAL DEVELOPMENT

15-21 BRITTON STREET SMITHFIELD

NORTH

THESE DESIGNS, PLANS & SPECIFICATIONS AND THE COPYRIGHT THEREIN ARE THE PROPERTY OF THE ARCHITECTAND MUST NOT BE USED, REPRODUCED OR COPIED WHOLLY OR IN PART WITHOUT THE WRITTEN PERMISSION OF THIS OFFICE.

FIGURED DIMENSIONS TO BE USED IN PREFERENCE TO SCALING. ALL DIMENSIONS TO BE CHECKED ONSITE.

THIS DOCUMENT NOT TO BE USED FOR CONSTRUCTION UNLESS SIGNED & ISSUED FOR CONSTRUCTION.

TITLE
COVER SHEET

DATE	SCALE	PROJECT NO.	DWG NO.	REVISION
22.10.2024		22144	DA000	20





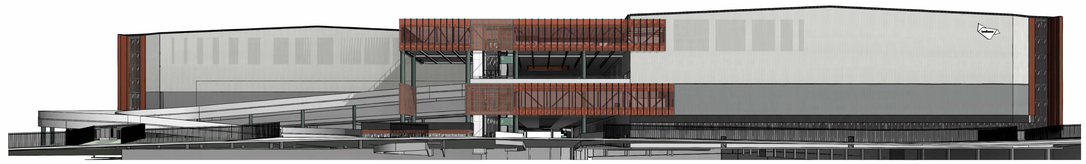







COORDINATION

SBA ARCHITECTS
Commercial Industrial Residential Retail Interior Design
Phone: 02 9929 9988 Web: www.sbaarch.com.au

#	DESCRIPTION	DATE
8	ISSUE FOR COORDINATION	31.05.2024
7	ISSUE FOR REVIEW	10.05.2024
6	ISSUE FOR REVIEW	01.05.2024
5	ISSUE FOR REVIEW	22.04.2024
4	ISSUE FOR REVIEW	08.04.2024
3	ISSUE FOR REVIEW	25.03.2024
2	ISSUE FOR REVIEW	11.03.2024

CLIENT lendlease

PROPOSED MULTI-LEVEL INDUSTRIAL DEVELOPMENT

15-21 BRITTON STREET SMITHFIELD

THESE DESIGNS, PLANS & SPECIFICATIONS AND THE COPYRIGHT THEREIN ARE THE PROPERTY OF THE ARCHITECTAND MUST NOT BE USED, REPRODUCED OR COPIED WHOLLY OR IN PART WITHOUT THE WRITTEN PERMISSION OF THIS OFFICE.

FIGURED DIMENSIONS TO BE USED IN PREFERENCE TO SCALING. ALL DIMENSIONS TO BE CHECKED ONSITE.

THIS DOCUMENT NOT TO BE USED FOR CONSTRUCTION UNLESS SIGNED & ISSUED FOR CONSTRUCTION.

TITLE
3D VIEW PERSPECTIVES - PERCIVAL STREET

DATE	SCALE	PROJECT NO.	DWG NO.	REVISION
31.05.2024		22144	DA001	8









ISSUE FOR SSDA

SBA ARCHITECTS
Commercial Industrial Residential Retail Interior Design
Phone: 02 9929 9988 Web: www.sboarch.com.au

#	DESCRIPTION	DATE
12	ISSUE FOR REVIEW	22.10.2024
11	VE updates	06.09.2024
10	ISSUE FOR SSDA	08.07.2024
9	ISSUE FOR COORDINATION	17.06.2024
8	ISSUE FOR COORDINATION	31.05.2024
7	ISSUE FOR REVIEW	10.05.2024
6	ISSUE FOR REVIEW	01.05.2024

CLIENT: lendlease

PROPOSED MULTI-LEVEL INDUSTRIAL DEVELOPMENT

15-21 BRITTON STREET SMITHFIELD

NORTH

THESE DESIGNS, PLANS & SPECIFICATIONS AND THE COPYRIGHT THEREIN ARE THE PROPERTY OF THE ARCHITECTAND MUST NOT BE USED, REPRODUCED OR COPIED WHOLLY OR IN PART WITHOUT THE WRITTEN PERMISSION OF THIS OFFICE.

FIGURED DIMENSIONS TO BE USED IN PREFERENCE TO SCALING. ALL DIMENSIONS TO BE CHECKED ONSITE.

THIS DOCUMENT NOT TO BE USED FOR CONSTRUCTION UNLESS SIGNED & ISSUED FOR CONSTRUCTION.

TITLE: 3D VIEW PERSPECTIVES - BRITTON STREET

DATE	SCALE	PROJECT NO.	DWG NO.	REVISION
22.10.2024		22144	DA002	12

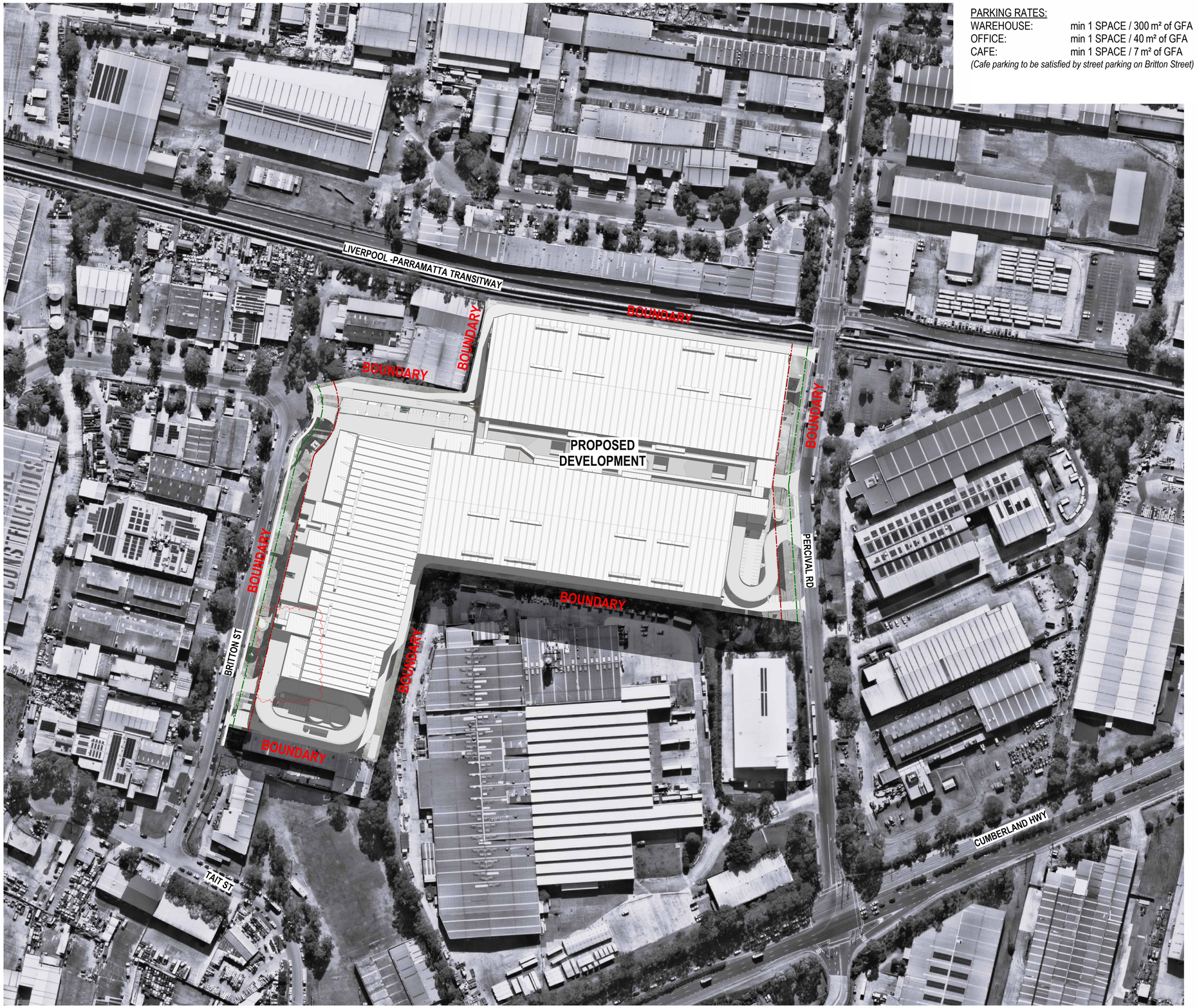

PARKING RATES:

WAREHOUSE:	min 1 SPACE / 300 m² of GFA
OFFICE:	min 1 SPACE / 40 m² of GFA
CAFE:	min 1 SPACE / 7 m² of GFA

(Cafe parking to be satisfied by street parking on Britton Street)

DEVELOPMENT SUMMARY

GFA CALCULATIONS:

DEVELOPABLE SITE AREA		87,715 m²
TOTAL GFA: *(excluding loading zones)*		96,568 m²
PROPOSED FSR		1.101 :1
LANDSCAPE AREA	15.31 %	13,428 m²
(landscape area includes permeable paving on brigade path calculated at 50% of the area)		
CAR SPACES REQUIRED FOR WARHEOUSE & OFFICE:		471
CAR SPACES REQUIRED FOR CAFE:		10
TOTAL CARSPACES REQUIRED:		481
CAR SPACES PROVIDED: *(including 7 accessible parking spaces)* *(excluding 9 motorbike parking spaces)*		482

GROSS FLOOR AREA

Tenancy Number	Warehouse Area	Office Area	Total Area
A			
A1	7,287 m²	497 m²	7,784 m²
A2	7,361 m²	500 m²	7,861 m²
A3	3,719 m²	400 m²	4,119 m²
A4	3,729 m²	250 m²	3,979 m²
A5	3,758 m²	250 m²	4,008 m²
A6	3,776 m²	400 m²	4,176 m²
A	**29,630 m²**	**2,297 m²**	**31,927 m²**
B			
B1	7,812 m²	500 m²	8,312 m²
B2	7,063 m²	500 m²	7,563 m²
B3	4,302 m²	400 m²	4,702 m²
B4	3,699 m²	250 m²	3,949 m²
B5	3,672 m²	250 m²	3,922 m²
B6	3,574 m²	400 m²	3,974 m²
B	**30,122 m²**	**2,300 m²**	**32,422 m²**
C			
C1	6,018 m²	300 m²	6,318 m²
C2	2,814 m²	250 m²	3,064 m²
C3	2,590 m²	250 m²	2,840 m²
C4	3,655 m²	300 m²	3,955 m²
C5	2,766 m²	250 m²	3,016 m²
C6	2,488 m²	250 m²	2,738 m²
C7	3,654 m²	300 m²	3,954 m²
C8	2,767 m²	250 m²	3,017 m²
C9	2,472 m²	289 m²	2,761 m²
C	**29,224 m²**	**2,439 m²**	**31,663 m²**
FACILITIES			
CAFE BRITTON ST	0 m²	0 m²	71 m²
EOT BRITTON ST	0 m²	0 m²	110 m²
EOT PERCIVAL ST	0 m²	0 m²	110 m²
SHARED AMENITIES	0 m²	0 m²	265 m²
FACILITIES	**0 m²**	**0 m²**	**556 m²**
TOTALS:	**88,976 m²**	**7,036 m²**	**96,568 m²**

ISSUE FOR SSDA

SBA ARCHITECTS
Commercial Industrial Residential Retail Interior Design
Phone: 02 9929 9988 Web: www.sboarch.com.au

#	DESCRIPTION	DATE
11	ISSUE FOR REVIEW	22.10.2024
10	ISSUE FOR SSDA	08.07.2024
9	ISSUE FOR COORDINATION	31.05.2024
8	ISSUE FOR REVIEW	17.05.2024
7	ISSUE FOR REVIEW	10.05.2024
6	ISSUE FOR REVIEW	01.05.2024
5	ISSUE FOR REVIEW	22.04.2024

CLIENT: lendlease

PROPOSED MULTI-LEVEL INDUSTRIAL DEVELOPMENT

15-21 BRITTON STREET SMITHFIELD

THESE DESIGNS, PLANS & SPECIFICATIONS AND THE COPYRIGHT THEREIN ARE THE PROPERTY OF THE ARCHITECTAND MUST NOT BE USED, REPRODUCED OR COPIED WHOLLY OR IN PART WITHOUT THE WRITTEN PERMISSION OF THIS OFFICE.

FIGURED DIMENSIONS TO BE USED IN PREFERENCE TO SCALING. ALL DIMENSIONS TO BE CHECKED ONSITE.

THIS DOCUMENT NOT TO BE USED FOR CONSTRUCTION UNLESS SIGNED & ISSUED FOR CONSTRUCTION.

NORTH

TITLE: SITE ANALYSIS & DEVELOPMENT SUMMARY

DATE	SCALE	PROJECT NO.	DWG NO.	REVISION
22.10.2024	1:1500 @ A1 1:3000 @ A3	22144	DA050	11

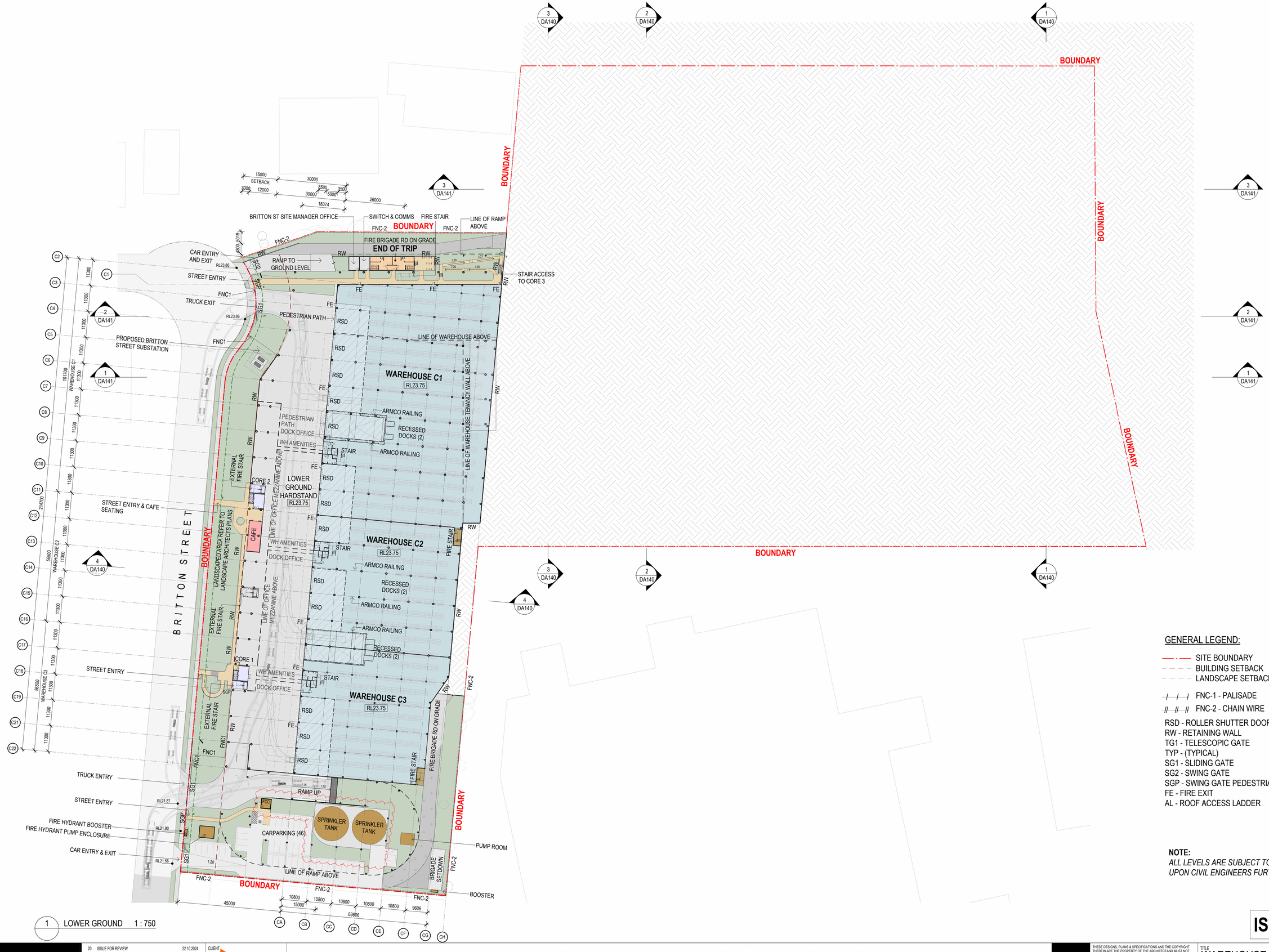

GENERAL LEGEND:

- SITE BOUNDARY
- BUILDING SETBACK
- LANDSCAPE SETBACK
- FNC-1 - PALISADE
- FNC-2 - CHAIN WIRE
- RSD - ROLLER SHUTTER DOOR
- RW - RETAINING WALL
- TG1 - TELESCOPIC GATE
- TYP - (TYPICAL)
- SG1 - SLIDING GATE
- SG2 - SWING GATE
- SGP - SWING GATE PEDESTRIAN
- FE - FIRE EXIT
- AL - ROOF ACCESS LADDER
- S# SIGNAGE - REFER TO SIGNAGE DETAILS
- CAFE
- CORE
- END OF TRIP
- FIRE SERVICES
- LANDSCAPE AREA
- LOADING DOCKS
- OFFICE

NOTE:
ALL LEVELS ARE SUBJECT TO A +- 500mm VARIATION UPON CIVIL ENGINEERS FURTHER INSTRUCTIONS

ISSUE FOR SSDA

SBA ARCHITECTS
Commercial Industrial Residential Retail Interior Design
Phone: 02 9929 9988 Web: www.sbaarch.com.au

#	DESCRIPTION	DATE
20	ISSUE FOR REVIEW	22.10.2024
19	VE updates	06.09.2024
18	ISSUE FOR SSDA	08.07.2024
17	ISSUE FOR COORDINATION	17.06.2024
16	ISSUE FOR COORDINATION	31.05.2024
15	ISSUE FOR REVIEW	17.05.2024
14	ISSUE FOR REVIEW	10.05.2024

CLIENT: lendlease

PROPOSED MULTI-LEVEL INDUSTRIAL DEVELOPMENT

15-21 BRITTON STREET SMITHFIELD

THESE DESIGNS, PLANS & SPECIFICATIONS AND THE COPYRIGHT THEREIN ARE THE PROPERTY OF THE ARCHITECTAND MUST NOT BE USED, REPRODUCED OR COPIED WHOLLY OR IN PART WITHOUT THE WRITTEN PERMISSION OF THIS OFFICE.
FIGURED DIMENSIONS TO BE USED IN PREFERENCE TO SCALING. ALL DIMENSIONS TO BE CHECKED ONSITE.
THIS DOCUMENT NOT TO BE USED FOR CONSTRUCTION UNLESS SIGNED & ISSUED FOR CONSTRUCTION.

NORTH

TITLE: WAREHOUSE PLAN - LOWER GROUND

DATE	SCALE	PROJECT NO.	DWG NO.	REVISION
22.10.2024	1:750 @ A1 1:1500 @ A3	22144	DA100	20

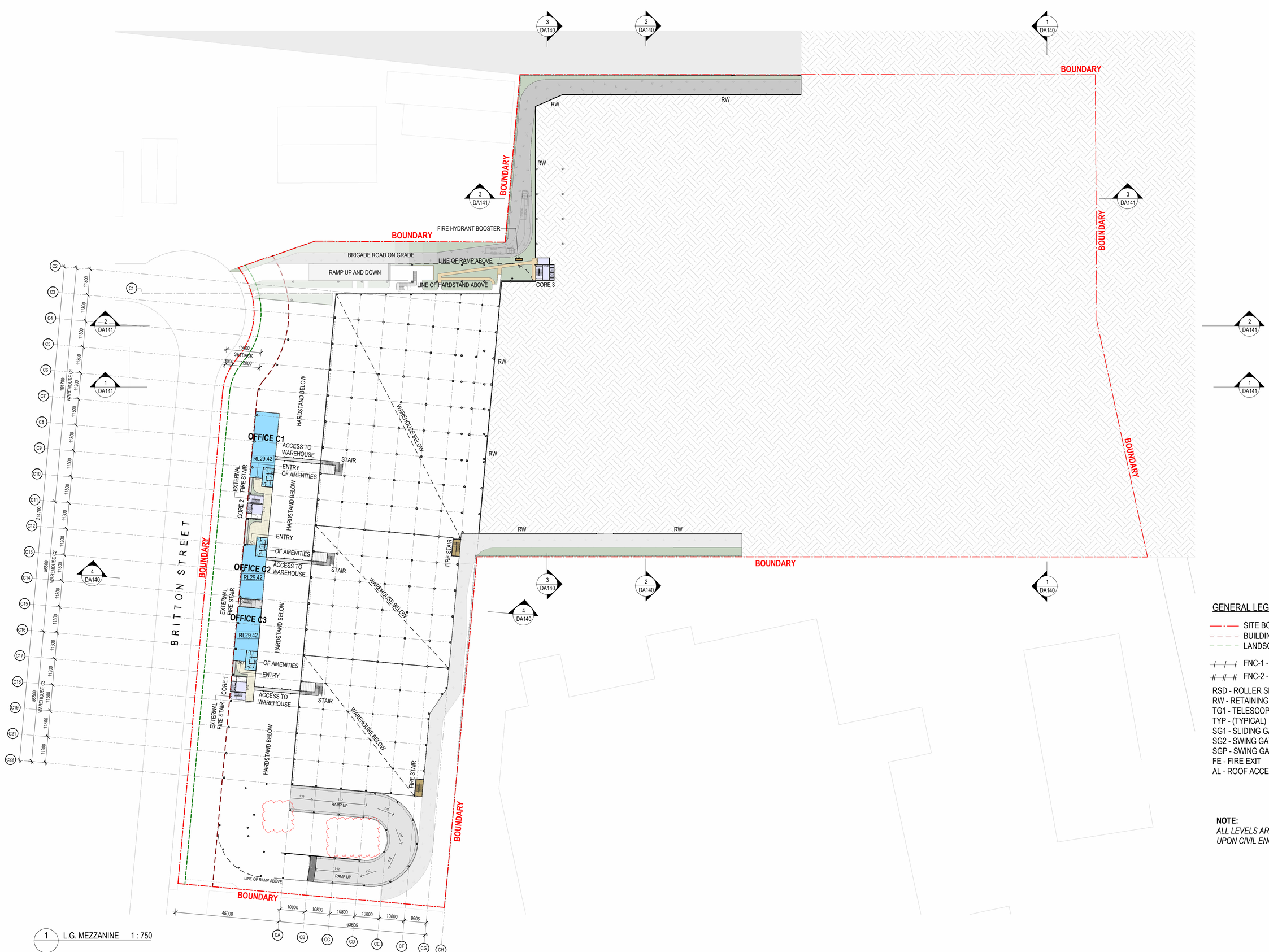

1 L.G. MEZZANINE 1 : 750

GENERAL LEGEND:

- SITE BOUNDARY
- BUILDING SETBACK
- LANDSCAPE SETBACK
- FNC-1 - PALISADE
- FNC-2 - CHAIN WIRE
- RSD - ROLLER SHUTTER DOOR
- RW - RETAINING WALL
- TG1 - TELESCOPIC GATE
- TYP - (TYPICAL)
- SG1 - SLIDING GATE
- SG2 - SWING GATE
- SGP - SWING GATE PEDESTRIAN
- FE - FIRE EXIT
- AL - ROOF ACCESS LADDER
- S# SIGNAGE - REFER TO SIGNAGE DETAILS
- CAFE
- CORE
- END OF TRIP
- FIRE SERVICES
- LANDSCAPE AREA
- LOADING DOCKS
- OFFICE

NOTE:
ALL LEVELS ARE SUBJECT TO A +- 500mm VARIATION UPON CIVIL ENGINEERS FURTHER INSTRUCTIONS

ISSUE FOR SSDA

SBA ARCHITECTS
Commercial Industrial Residential Retail Interior Design
Phone: 02 9929 9988 Web: www.sbaarch.com.au

#	DESCRIPTION	DATE
19	ISSUE FOR REVIEW	22.10.2024
18	VE updates	06.09.2024
17	ISSUE FOR SSDA	08.07.2024
16	ISSUE FOR COORDINATION	31.05.2024
15	ISSUE FOR REVIEW	17.05.2024
14	ISSUE FOR REVIEW	10.05.2024
13	ISSUE FOR REVIEW	01.05.2024

CLIENT: lendlease

PROPOSED MULTI-LEVEL INDUSTRIAL DEVELOPMENT

15-21 BRITTON STREET SMITHFIELD

NORTH

THESE DESIGNS, PLANS & SPECIFICATIONS AND THE COPYRIGHT THEREIN ARE THE PROPERTY OF THE ARCHITECTAND MUST NOT BE USED, REPRODUCED OR COPIED WHOLLY OR IN PART WITHOUT THE WRITTEN PERMISSION OF THIS OFFICE.
FIGURED DIMENSIONS TO BE USED IN PREFERENCE TO SCALING. ALL DIMENSIONS TO BE CHECKED ONSITE.
THIS DOCUMENT NOT TO BE USED FOR CONSTRUCTION UNLESS SIGNED & ISSUED FOR CONSTRUCTION.

TITLE: WAREHOUSE PLAN - LOWER GROUND MEZZ

DATE	SCALE	PROJECT NO.	DWG NO.	REVISION
22.10.2024	1:750 @ A1 1:1500 @ A3	22144	DA101	19

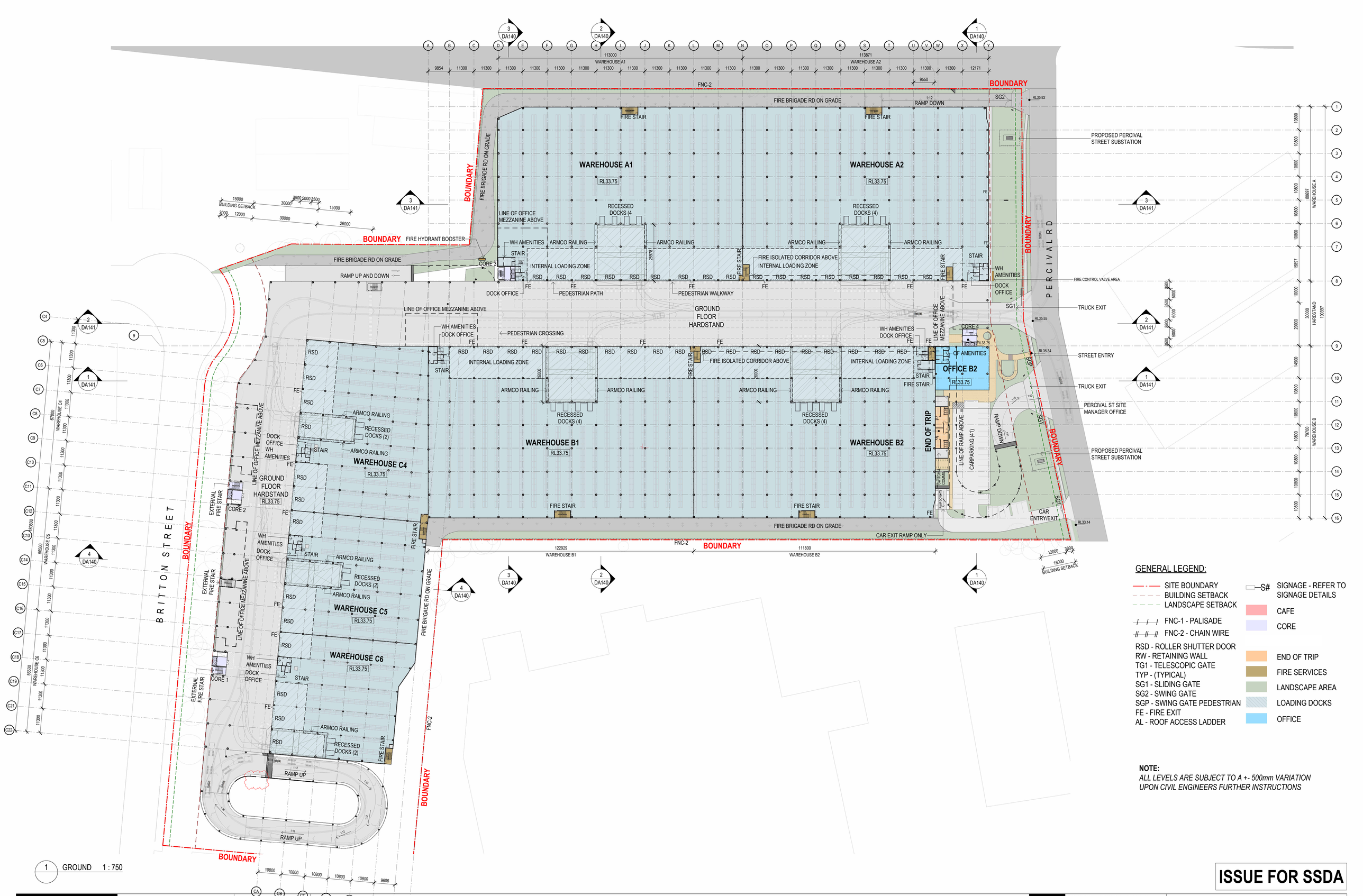

1 GROUND 1 : 750

GENERAL LEGEND:

- SITE BOUNDARY
- BUILDING SETBACK
- LANDSCAPE SETBACK
- FNC-1 - PALISADE
- FNC-2 - CHAIN WIRE
- RSD - ROLLER SHUTTER DOOR
- RW - RETAINING WALL
- TG1 - TELESCOPIC GATE
- TYP - (TYPICAL)
- SG1 - SLIDING GATE
- SG2 - SWING GATE
- SGP - SWING GATE PEDESTRIAN
- FE - FIRE EXIT
- AL - ROOF ACCESS LADDER
- S# SIGNAGE - REFER TO SIGNAGE DETAILS
- CAFE
- CORE
- END OF TRIP
- FIRE SERVICES
- LANDSCAPE AREA
- LOADING DOCKS
- OFFICE

NOTE:
ALL LEVELS ARE SUBJECT TO A +- 500mm VARIATION UPON CIVIL ENGINEERS FURTHER INSTRUCTIONS

ISSUE FOR SSDA

#	DESCRIPTION	DATE
20	ISSUE FOR REVIEW	22.10.2024
19	VE updates	06.09.2024
18	ISSUE FOR SSDA	08.07.2024
17	ISSUE FOR COORDINATION	17.06.2024
16	ISSUE FOR COORDINATION	31.05.2024
15	ISSUE FOR REVIEW	17.05.2024
14	ISSUE FOR REVIEW	10.05.2024

SBA ARCHITECTS
Commercial Industrial Residential Retail Interior Design
Phone: 02 9929 9988 Web: www.sbaarch.com.au

CLIENT: lendlease

PROPOSED MULTI-LEVEL INDUSTRIAL DEVELOPMENT

15-21 BRITTON STREET SMITHFIELD

THESE DESIGNS, PLANS & SPECIFICATIONS AND THE COPYRIGHT THEREIN ARE THE PROPERTY OF THE ARCHITECTAND MUST NOT BE USED, REPRODUCED OR COPIED WHOLLY OR IN PART WITHOUT THE WRITTEN PERMISSION OF THIS OFFICE.

FIGURED DIMENSIONS TO BE USED IN PREFERENCE TO SCALING. ALL DIMENSIONS TO BE CHECKED ONSITE.

THIS DOCUMENT NOT TO BE USED FOR CONSTRUCTION UNLESS SIGNED & ISSUED FOR CONSTRUCTION.

NORTH

TITLE: WAREHOUSE PLAN - GROUND

DATE	SCALE	PROJECT NO.	DWG NO.	REVISION
22.10.2024	1:750 @ A1 1:1500 @ A3	22144	DA102	20

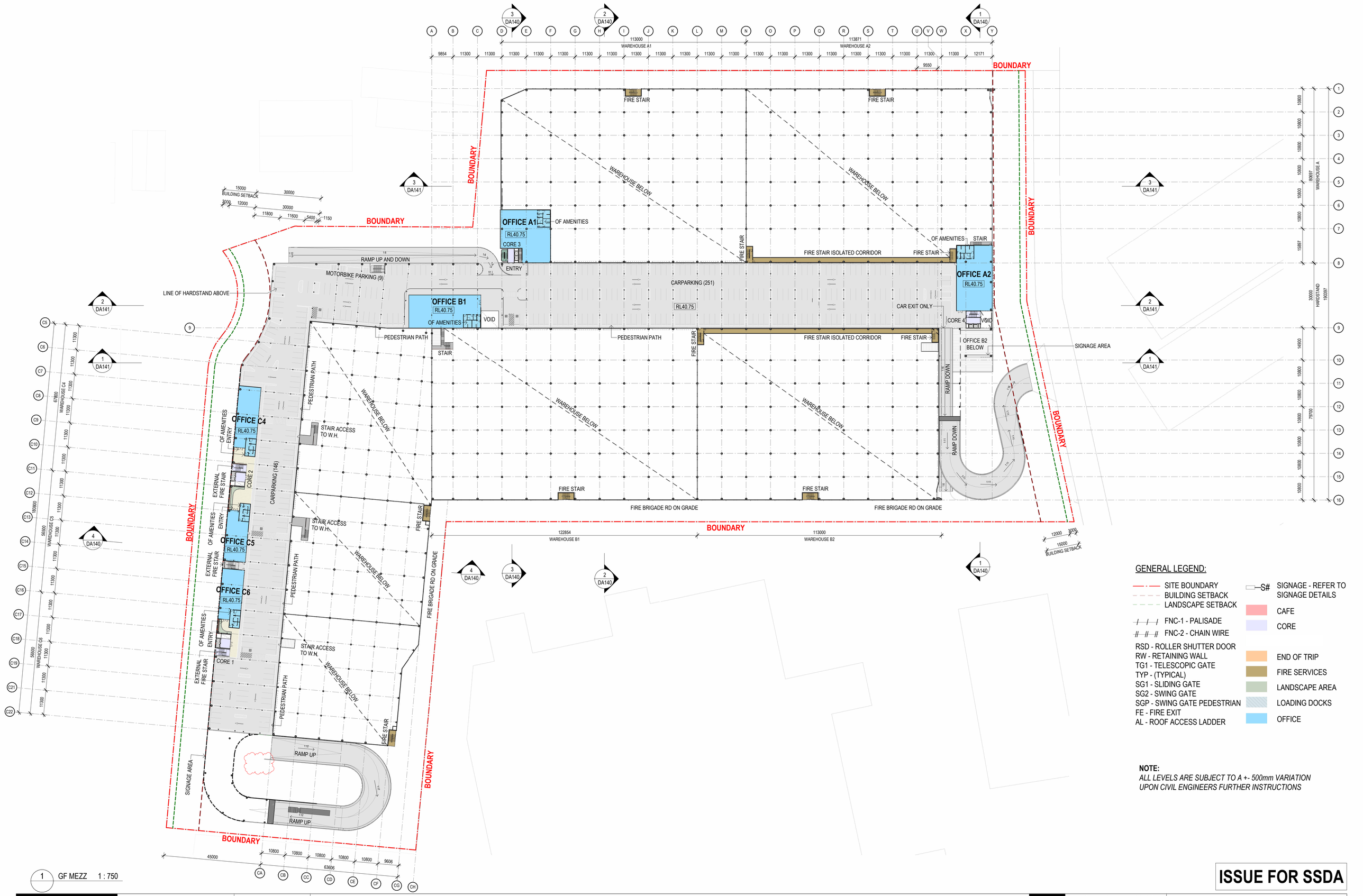

GENERAL LEGEND:

- SITE BOUNDARY
- BUILDING SETBACK
- LANDSCAPE SETBACK
- FNC-1 - PALISADE
- FNC-2 - CHAIN WIRE
- RSD - ROLLER SHUTTER DOOR
- RW - RETAINING WALL
- TG1 - TELESCOPIC GATE
- TYP - (TYPICAL)
- SG1 - SLIDING GATE
- SG2 - SWING GATE
- SGP - SWING GATE PEDESTRIAN
- FE - FIRE EXIT
- AL - ROOF ACCESS LADDER
- S# SIGNAGE - REFER TO SIGNAGE DETAILS
- CAFE
- CORE
- END OF TRIP
- FIRE SERVICES
- LANDSCAPE AREA
- LOADING DOCKS
- OFFICE

NOTE:
ALL LEVELS ARE SUBJECT TO A +- 500mm VARIATION UPON CIVIL ENGINEERS FURTHER INSTRUCTIONS

1 GF MEZZ 1 : 750

ISSUE FOR SSDA

SBA ARCHITECTS
Commercial Industrial Residential Retail Interior Design
Phone: 02 9929 9988 Web: www.sbaarch.com.au

#	DESCRIPTION	DATE
19	ISSUE FOR REVIEW	22.10.2024
18	VE updates	06.09.2024
17	ISSUE FOR SSDA	08.07.2024
16	ISSUE FOR COORDINATION	31.05.2024
15	ISSUE FOR REVIEW	17.05.2024
14	ISSUE FOR REVIEW	10.05.2024
13	ISSUE FOR REVIEW	01.05.2024

CLIENT: lendlease

PROPOSED MULTI-LEVEL INDUSTRIAL DEVELOPMENT

15-21 BRITTON STREET SMITHFIELD

THESE DESIGNS, PLANS & SPECIFICATIONS AND THE COPYRIGHT THEREIN ARE THE PROPERTY OF THE ARCHITECTAND MUST NOT BE USED, REPRODUCED OR COPIED WHOLLY OR IN PART WITHOUT THE WRITTEN PERMISSION OF THIS OFFICE.

FIGURED DIMENSIONS TO BE USED IN PREFERENCE TO SCALING. ALL DIMENSIONS TO BE CHECKED ONSITE.

THIS DOCUMENT NOT TO BE USED FOR CONSTRUCTION UNLESS SIGNED & ISSUED FOR CONSTRUCTION.

NORTH

TITLE: WAREHOUSE PLAN - GROUND FLOOR MEZZ

DATE	SCALE	PROJECT NO.	DWG NO.	REVISION
22.10.2024	1:750 @ A1 1:1500 @ A3	22144	DA103	19



1 LEVEL 1 1 : 750

GENERAL LEGEND:

- SITE BOUNDARY
- BUILDING SETBACK
- LANDSCAPE SETBACK
- FNC-1 - PALISADE
- FNC-2 - CHAIN WIRE
- S# SIGNAGE - REFER TO SIGNAGE DETAILS
- CAFE
- CORE
- END OF TRIP
- FIRE SERVICES
- LANDSCAPE AREA
- LOADING DOCKS
- OFFICE

RSD - ROLLER SHUTTER DOOR
RW - RETAINING WALL
TG1 - TELESCOPIC GATE
TYP - (TYPICAL)
SG1 - SLIDING GATE
SG2 - SWING GATE
SGP - SWING GATE PEDESTRIAN
FE - FIRE EXIT
AL - ROOF ACCESS LADDER

NOTE:
ALL LEVELS ARE SUBJECT TO A +- 500mm VARIATION UPON CIVIL ENGINEERS FURTHER INSTRUCTIONS

ISSUE FOR SSDA

SBA ARCHITECTS
Commercial Industrial Residential Retail Interior Design
Phone: 02 9929 9988 Web: www.sbaarch.com.au

#	DESCRIPTION	DATE
19	ISSUE FOR REVIEW	22.10.2024
18	VE updates	06.09.2024
17	ISSUE FOR SSDA	08.07.2024
16	ISSUE FOR COORDINATION	31.05.2024
15	ISSUE FOR REVIEW	17.05.2024
14	ISSUE FOR REVIEW	10.05.2024
13	ISSUE FOR REVIEW	01.05.2024

CLIENT: lendlease

PROPOSED MULTI-LEVEL INDUSTRIAL DEVELOPMENT

15-21 BRITTON STREET SMITHFIELD

THESE DESIGNS, PLANS & SPECIFICATIONS AND THE COPYRIGHT THEREIN ARE THE PROPERTY OF THE ARCHITECTAND MUST NOT BE USED, REPRODUCED OR COPIED WHOLLY OR IN PART WITHOUT THE WRITTEN PERMISSION OF THIS OFFICE.

FIGURED DIMENSIONS TO BE USED IN PREFERENCE TO SCALING. ALL DIMENSIONS TO BE CHECKED ONSITE.

THIS DOCUMENT NOT TO BE USED FOR CONSTRUCTION UNLESS SIGNED & ISSUED FOR CONSTRUCTION.

NORTH

TITLE
WAREHOUSE PLAN - LEVEL 1

DATE	SCALE	PROJECT NO.	DWG NO.	REVISION
22.10.2024	1:750 @ A1 1:1500 @ A3	22144	DA104	19



1 L1 MEZZ 1 : 750

GENERAL LEGEND:

- SITE BOUNDARY
- BUILDING SETBACK
- LANDSCAPE SETBACK
- FNC-1 - PALISADE
- FNC-2 - CHAIN WIRE
- RSD - ROLLER SHUTTER DOOR
- RW - RETAINING WALL
- TG1 - TELESCOPIC GATE
- TYP - (TYPICAL)
- SG1 - SLIDING GATE
- SG2 - SWING GATE
- SGP - SWING GATE PEDESTRIAN
- FE - FIRE EXIT
- AL - ROOF ACCESS LADDER
- S# SIGNAGE - REFER TO SIGNAGE DETAILS
- CAFE
- CORE
- END OF TRIP
- FIRE SERVICES
- LANDSCAPE AREA
- LOADING DOCKS
- OFFICE

NOTE:
ALL LEVELS ARE SUBJECT TO A +- 500mm VARIATION UPON CIVIL ENGINEERS FURTHER INSTRUCTIONS

ISSUE FOR SSDA

SBA ARCHITECTS
Commercial Industrial Residential Retail Interior Design
Phone: 02 9929 9988 Web: www.sboarch.com.au

#	DESCRIPTION	DATE
19	ISSUE FOR REVIEW	22.10.2024
18	VE updates	06.09.2024
17	ISSUE FOR SSDA	08.07.2024
16	ISSUE FOR COORDINATION	31.05.2024
15	ISSUE FOR REVIEW	17.05.2024
14	ISSUE FOR REVIEW	10.05.2024
13	ISSUE FOR REVIEW	01.05.2024

CLIENT: lendlease

PROPOSED MULTI-LEVEL INDUSTRIAL DEVELOPMENT

15-21 BRITTON STREET SMITHFIELD

NORTH

THESE DESIGNS, PLANS & SPECIFICATIONS AND THE COPYRIGHT THEREIN ARE THE PROPERTY OF THE ARCHITECTAND MUST NOT BE USED, REPRODUCED OR COPIED WHOLLY OR IN PART WITHOUT THE WRITTEN PERMISSION OF THIS OFFICE.
FIGURED DIMENSIONS TO BE USED IN PREFERENCE TO SCALING. ALL DIMENSIONS TO BE CHECKED ONSITE.
THIS DOCUMENT NOT TO BE USED FOR CONSTRUCTION UNLESS SIGNED & ISSUED FOR CONSTRUCTION.

TITLE
WAREHOUSE PLAN - LEVEL 1 MEZZ

DATE	SCALE	PROJECT NO.	DWG NO.	REVISION
22.10.2024		22144	DA105	19

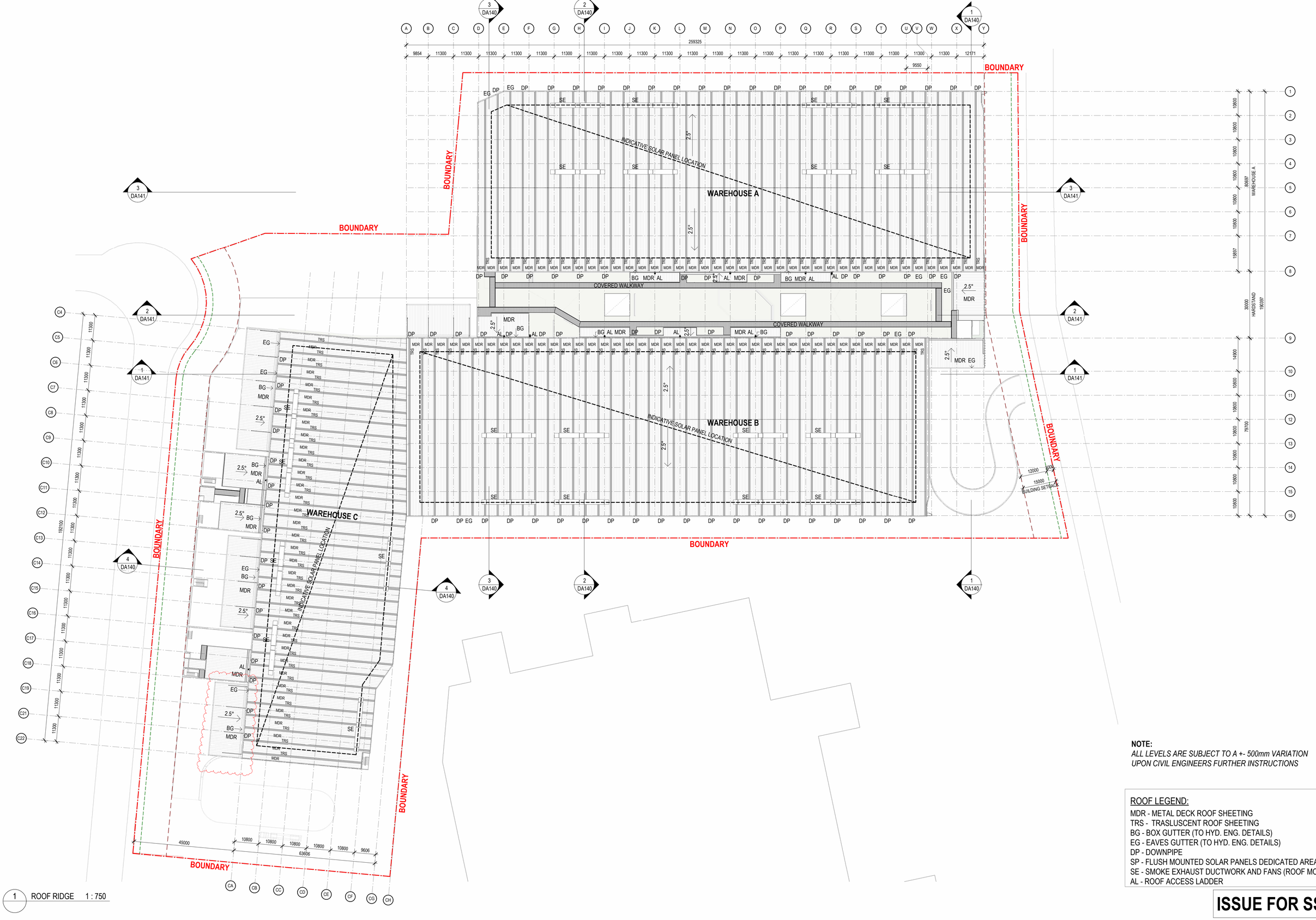

1 ROOF RIDGE 1 : 750

NOTE:
ALL LEVELS ARE SUBJECT TO A +- 500mm VARIATION UPON CIVIL ENGINEERS FURTHER INSTRUCTIONS

ROOF LEGEND:
MDR - METAL DECK ROOF SHEETING
TRS - TRASLUSCENT ROOF SHEETING
BG - BOX GUTTER (TO HYD. ENG. DETAILS)
EG - EAVES GUTTER (TO HYD. ENG. DETAILS)
DP - DOWNPIPE
SP - FLUSH MOUNTED SOLAR PANELS DEDICATED AREA
SE - SMOKE EXHAUST DUCTWORK AND FANS (ROOF MOUNTED)
AL - ROOF ACCESS LADDER

ISSUE FOR SSDA

SBA ARCHITECTS
Commercial Industrial Residential Retail Interior Design
Phone: 02 9929 9988 Web: www.sbaarch.com.au

#	DESCRIPTION	DATE
12	ISSUE FOR REVIEW	22.10.2024
11	VE updates	06.09.2024
10	ISSUE FOR SSDA	08.07.2024
9	ISSUE FOR COORDINATION	31.05.2024
8	ISSUE FOR REVIEW	17.05.2024
7	ISSUE FOR REVIEW	10.05.2024
6	ISSUE FOR REVIEW	01.05.2024

CLIENT: lendlease

PROPOSED MULTI-LEVEL INDUSTRIAL DEVELOPMENT

15-21 BRITTON STREET SMITHFIELD

THESE DESIGNS, PLANS & SPECIFICATIONS AND THE COPYRIGHT THEREIN ARE THE PROPERTY OF THE ARCHITECTAND MUST NOT BE USED, REPRODUCED OR COPIED WHOLLY OR IN PART WITHOUT THE WRITTEN PERMISSION OF THIS OFFICE.

FIGURED DIMENSIONS TO BE USED IN PREFERENCE TO SCALING. ALL DIMENSIONS TO BE CHECKED ONSITE.

THIS DOCUMENT NOT TO BE USED FOR CONSTRUCTION UNLESS SIGNED & ISSUED FOR CONSTRUCTION.

NORTH

TITLE: WAREHOUSE ROOF PLAN

DATE	SCALE	PROJECT NO.	DWG NO.	REVISION
22.10.2024	1:750 @ A1 1:1500 @ A3	22144	DA106	12



TREE PROTECTION ZONE LEGEND:

- HIGH - PRIORITY FOR RETENTION
- MEDIUM - CONSIDER FOR RETENTION
- LOW - CONSIDER FOR REMOVAL
- PRIORITY FOR REMOVAL

VEGETATION IMPACT LEGEND:

- TREES BEING DEMOLISHED
- TREES REMAINING
- TREES TO BE PLANTED

1 DEMOLISHED VEGETATION 1 : 750

ISSUE FOR SSDA

SBA ARCHITECTS
Commercial Industrial Residential Retail Interior Design
Phone: 02 9929 9988 Web: www.sbaarch.com.au

#	DESCRIPTION	DATE
11	ISSUE FOR REVIEW	22.10.2024
10	ISSUE FOR SSDA	08.07.2024
9	ISSUE FOR COORDINATION	02.07.2024
8	ISSUE FOR COORDINATION	31.05.2024
7	ISSUE FOR REVIEW	10.05.2024
6	ISSUE FOR REVIEW	01.05.2024
5	ISSUE FOR REVIEW	22.04.2024

CLIENT lendlease

PROPOSED MULTI-LEVEL INDUSTRIAL DEVELOPMENT

15-21 BRITTON STREET SMITHFIELD

NORTH

THESE DESIGNS, PLANS & SPECIFICATIONS AND THE COPYRIGHT THEREIN ARE THE PROPERTY OF THE ARCHITECTAND MUST NOT BE USED, REPRODUCED OR COPIED WHOLLY OR IN PART WITHOUT THE WRITTEN PERMISSION OF THIS OFFICE.

FIGURED DIMENSIONS TO BE USED IN PREFERENCE TO SCALING. ALL DIMENSIONS TO BE CHECKED ONSITE.

THIS DOCUMENT NOT TO BE USED FOR CONSTRUCTION UNLESS SIGNED & ISSUED FOR CONSTRUCTION.

TITLE
VEGETATION IMPACT

DATE	SCALE	PROJECT NO.	DWG NO.	REVISION
22.10.2024		22144	DA121	11

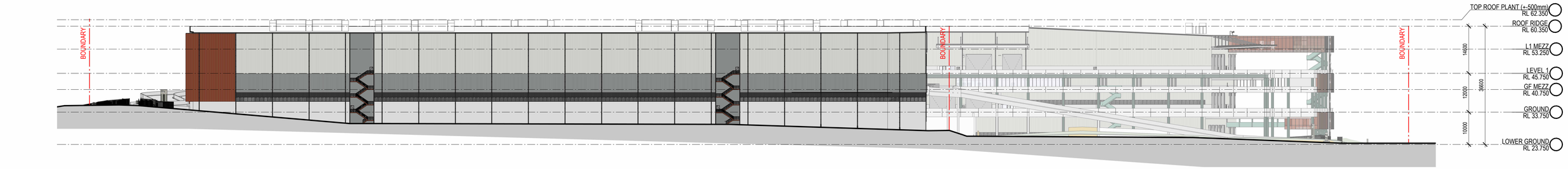

1 NORTH ELEVATION 1 : 600

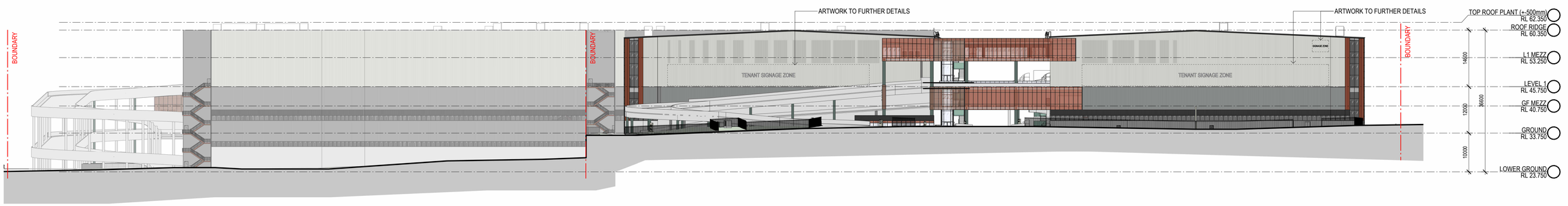

2 EAST ELEVATION 1 : 500

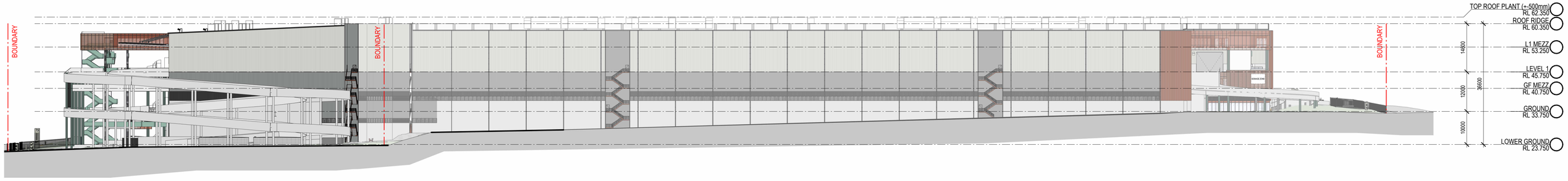

3 SOUTH ELEVATION 1 : 600



4 WEST ELEVATION 1 : 600

NOTE:
ALL LEVELS ARE SUBJECT TO A +- 500mm VARIATION UPON CIVIL ENGINEERS FURTHER INSTRUCTIONS

ISSUE FOR SSDA

SBA ARCHITECTS
Commercial Industrial Residential Retail Interior Design
Phone: 02 9929 9988 Web: www.sbaarch.com.au

#	DESCRIPTION	DATE
13	ISSUE FOR REVIEW	22.10.2024
12	ISSUE FOR REVIEW	15.10.2024
11	VE updates	06.09.2024
10	ISSUE FOR SSDA	08.07.2024
9	ISSUE FOR COORDINATION	31.05.2024
8	ISSUE FOR REVIEW	17.05.2024
7	ISSUE FOR REVIEW	10.05.2024

CLIENT lendlease

PROPOSED MULTI-LEVEL INDUSTRIAL DEVELOPMENT

15-21 BRITTON STREET SMITHFIELD

THESE DESIGNS, PLANS & SPECIFICATIONS AND THE COPYRIGHT THEREIN ARE THE PROPERTY OF THE ARCHITECTAND MUST NOT BE USED, REPRODUCED OR COPIED WHOLLY OR IN PART WITHOUT THE WRITTEN PERMISSION OF THIS OFFICE.

FIGURED DIMENSIONS TO BE USED IN PREFERENCE TO SCALING. ALL DIMENSIONS TO BE CHECKED ONSITE.

THIS DOCUMENT NOT TO BE USED FOR CONSTRUCTION UNLESS SIGNED & ISSUED FOR CONSTRUCTION.

TITLE
WAREHOUSE ELEVATIONS -SHEET 1

DATE	SCALE	PROJECT NO.	DWG NO.	REVISION
22.10.2024		22144	DA130	13

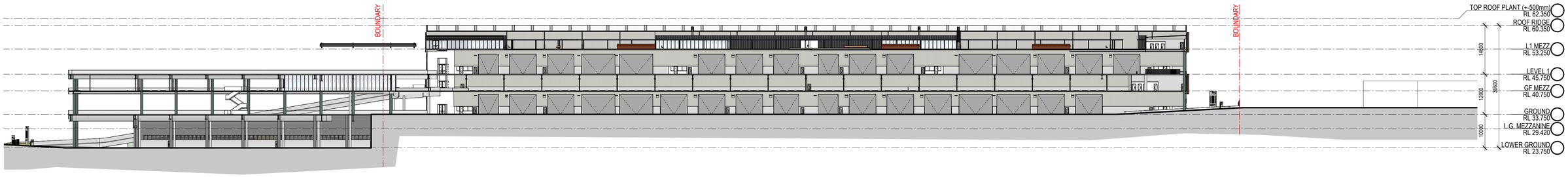

1 BREEZEWAY ELEVATION - NORTH 1 : 600

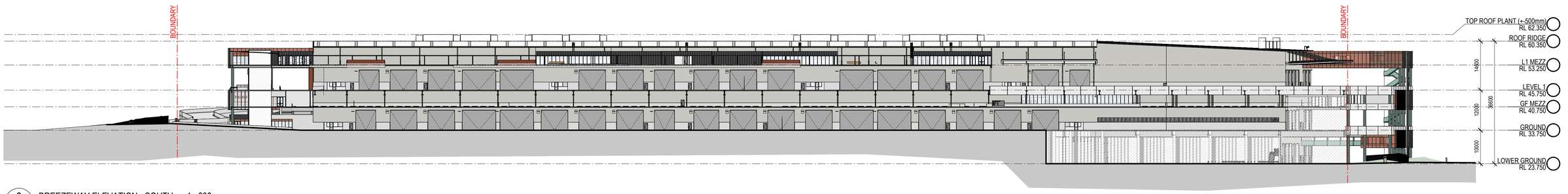

2 BREEZEWAY ELEVATION - SOUTH 1 : 600

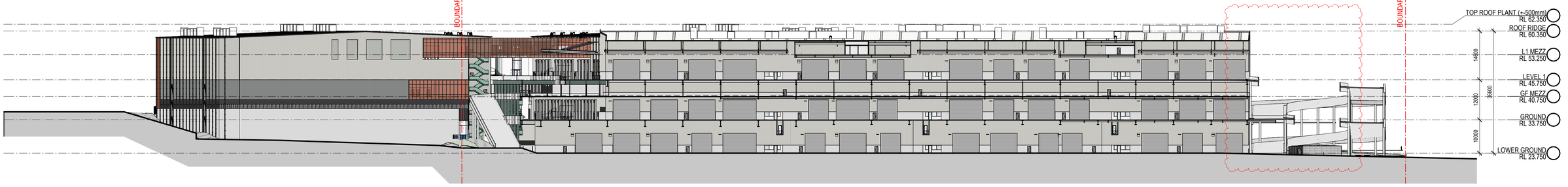

3 WEST ELEVATION 2 1 : 600

NOTE:
ALL LEVELS ARE SUBJECT TO A +- 500mm VARIATION UPON CIVIL ENGINEERS FURTHER INSTRUCTIONS

ISSUE FOR SSDA

SBA ARCHITECTS
Commercial Industrial Residential Retail Interior Design
Phone: 02 9929 9988 Web: www.sbaarch.com.au

#	DESCRIPTION	DATE
12	ISSUE FOR REVIEW	22.10.2024
11	VE updates	06.09.2024
10	ISSUE FOR SSDA	08.07.2024
9	ISSUE FOR COORDINATION	31.05.2024
8	ISSUE FOR REVIEW	17.05.2024
7	ISSUE FOR REVIEW	10.05.2024
6	ISSUE FOR REVIEW	01.05.2024

CLIENT lendlease

PROPOSED MULTI-LEVEL INDUSTRIAL DEVELOPMENT

15-21 BRITTON STREET SMITHFIELD

THESE DESIGNS, PLANS & SPECIFICATIONS AND THE COPYRIGHT THEREIN ARE THE PROPERTY OF THE ARCHITECTAND MUST NOT BE USED, REPRODUCED OR COPIED WHOLLY OR IN PART WITHOUT THE WRITTEN PERMISSION OF THIS OFFICE.

FIGURED DIMENSIONS TO BE USED IN PREFERENCE TO SCALING. ALL DIMENSIONS TO BE CHECKED ONSITE.

THIS DOCUMENT NOT TO BE USED FOR CONSTRUCTION UNLESS SIGNED & ISSUED FOR CONSTRUCTION.

TITLE
WAREHOUSE ELEVATIONS - SHEET 2

DATE	SCALE	PROJECT NO.	DWG NO.	REVISION
22.10.2024		22144	DA131	12







1 - STANDARD METAL PROFILE CLADDING - COLORBOND - MONUMENT

2 - STANDARD METAL PROFILE CLADDING - COLORBOND - WINDSPRAY

3 - STANDARD METAL PROFILE CLADDING - COLORBOND - SHALE GREY

4 - STANDARD METAL PROFILE CLADDING - COLORBOND - SOUTHERLY

5 - STANDARD METAL PROFILE CLADDING - COLORBOND - MANOR RED

6 - PERFORMANCE GLASS - SPANDREL ON COPPER TONE

7 - PERFORATED METAL SCREEN FACADE - OUTDOOR AREAS - POWDERCOATED COPPER TONE

8 - PAINT FINISH - BALUSTRADE- POWDERCOATED COPPER TONE

9 - PAINT FINISH - BALUSTRADE / COLUMNS- POWDERCOATED PALE GREEN (2)

10 - PAINT FINISH - STEEL- POWDERCOATED PALE BLUE (2)

11 - PRECAST CONCRETE DADO PANEL

12 - TINTED GLAZING - WAREHOUSE

12 -PAINT FINISH DARK GREY

12 -SEAMLESS PROFILE METAL CLADDING, DARK GREY FINISH

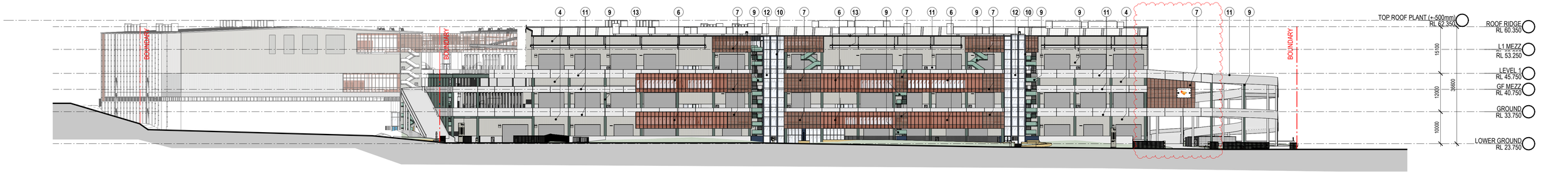

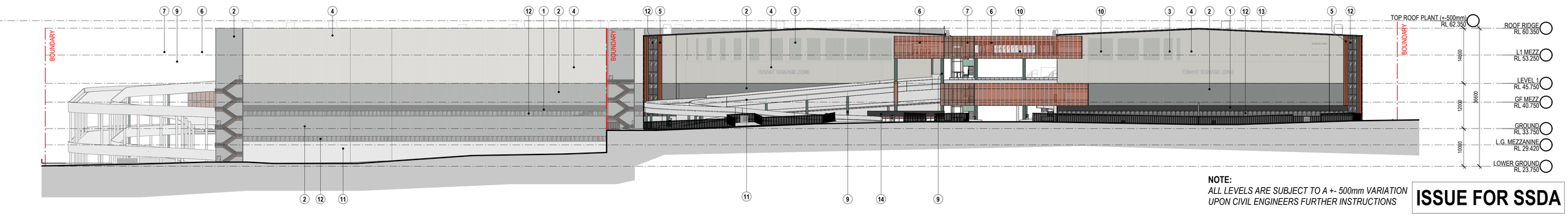

NOTE:
ALL LEVELS ARE SUBJECT TO A +- 500mm VARIATION UPON CIVIL ENGINEERS FURTHER INSTRUCTIONS

ISSUE FOR SSDA

SBA ARCHITECTS
Commercial Industrial Residential Retail Interior Design
Phone: 02 9929 9988 Web: www.sbaarch.com.au

#	DESCRIPTION	DATE
8	ISSUE FOR REVIEW	22.10.2024
7	ISSUE FOR REVIEW	15.10.2024
6	ISSUE FOR SSDA	08.07.2024
5	ISSUE FOR COORDINATION	17.06.2024
4	ISSUE FOR COORDINATION	31.05.2024
3	ISSUE FOR REVIEW	17.05.2024
2	ISSUE FOR REVIEW	10.05.2024

CLIENT
lendlease

PROPOSED MULTI-LEVEL INDUSTRIAL DEVELOPMENT

15-21 BRITTON STREET SMITHFIELD

THESE DESIGNS, PLANS & SPECIFICATIONS AND THE COPYRIGHT THEREIN ARE THE PROPERTY OF THE ARCHITECTAND MUST NOT BE USED, REPRODUCED OR COPIED WHOLLY OR IN PART WITHOUT THE WRITTEN PERMISSION OF THIS OFFICE.

FIGURED DIMENSIONS TO BE USED IN PREFERENCE TO SCALING. ALL DIMENSIONS TO BE CHECKED ONSITE.

THIS DOCUMENT NOT TO BE USED FOR CONSTRUCTION UNLESS SIGNED & ISSUED FOR CONSTRUCTION.

TITLE
3D AND MATERIALS

DATE	SCALE	PROJECT NO.	DWG NO.	REVISION
22.10.2024		22144	DA135	8

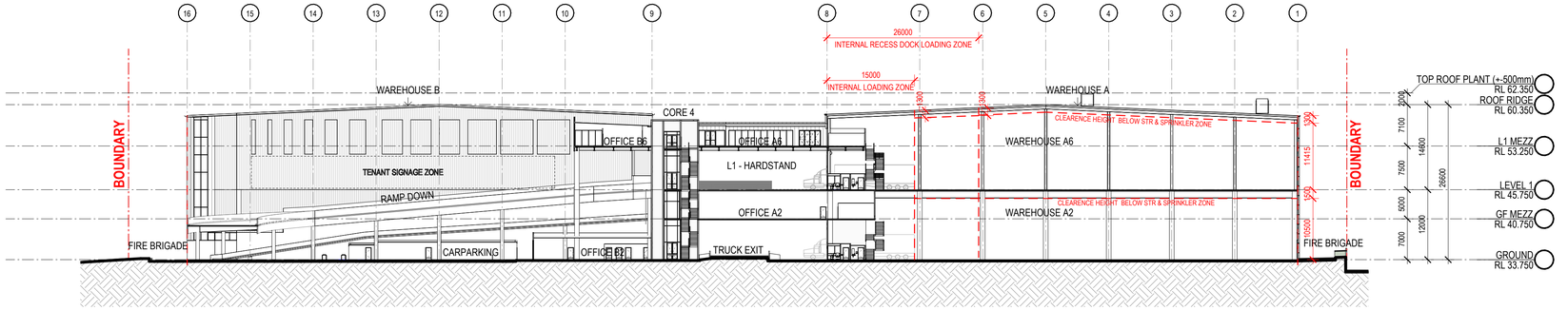

1 SECTION 1 1 : 500

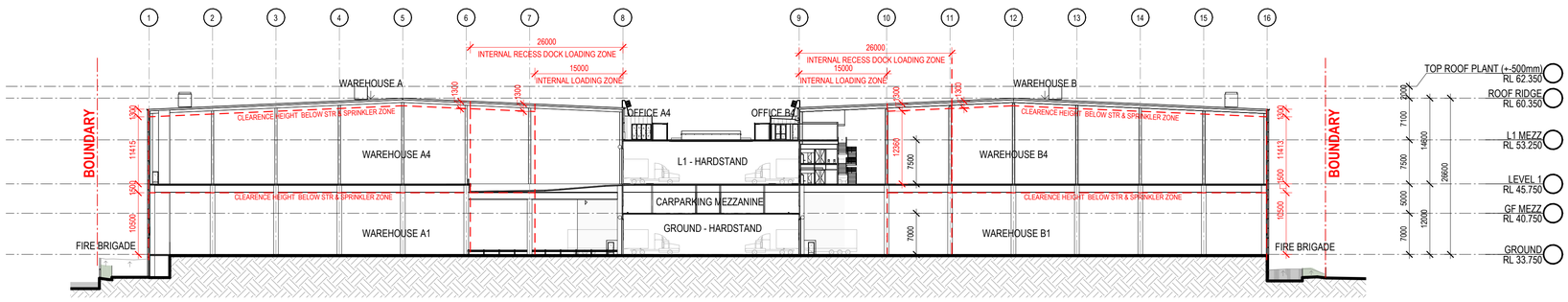

2 SECTION 2 1 : 500

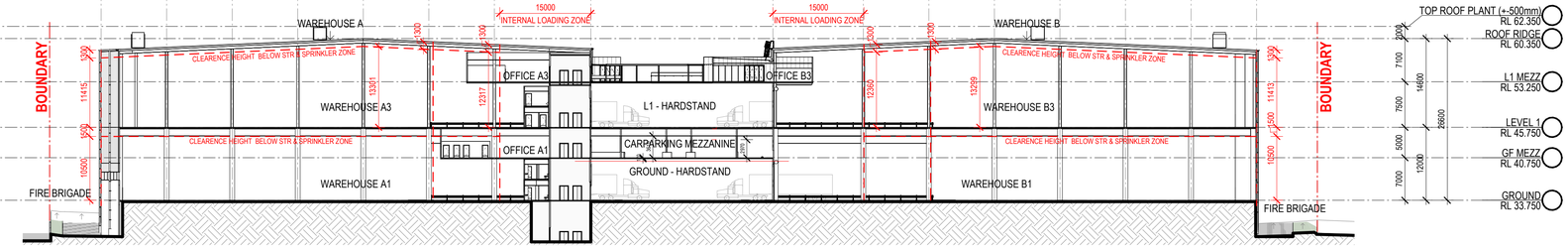

3 SECTION 3 1 : 500

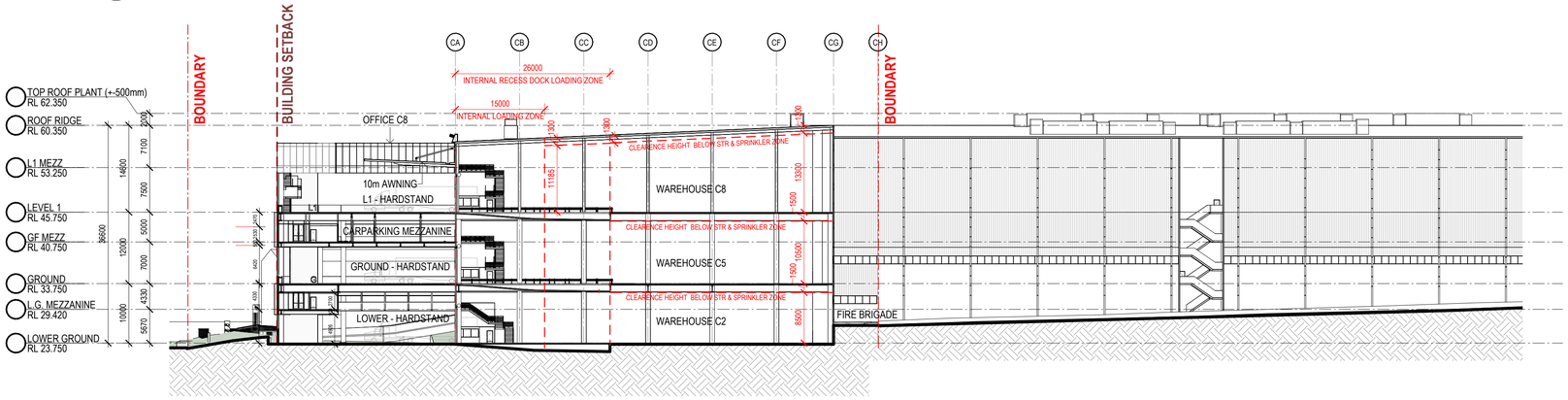

4 SECTION 4 1 : 500

NOTE:
ALL LEVELS ARE SUBJECT TO A +- 500mm VARIATION UPON CIVIL ENGINEERS FURTHER INSTRUCTIONS

ISSUE FOR SSDA

SBA ARCHITECTS
Commercial Industrial Residential Retail Interior Design
Phone: 02 9929 9988 Web: www.sbaarch.com.au

#	DESCRIPTION	DATE
17	VE updates	06.09.2024
16	ISSUE FOR SSDA	08.07.2024
15	ISSUE FOR COORDINATION	31.05.2024
14	ISSUE FOR REVIEW	17.05.2024
13	ISSUE FOR REVIEW	10.05.2024
12	ISSUE FOR REVIEW	01.05.2024
11	ISSUE FOR REVIEW	22.04.2024

CLIENT lendlease

PROPOSED MULTI-LEVEL INDUSTRIAL DEVELOPMENT

15-21 BRITTON STREET SMITHFIELD

THESE DESIGNS, PLANS & SPECIFICATIONS AND THE COPYRIGHT THEREIN ARE THE PROPERTY OF THE ARCHITECTAND MUST NOT BE USED, REPRODUCED OR COPIED WHOLLY OR IN PART WITHOUT THE WRITTEN PERMISSION OF THIS OFFICE.

FIGURED DIMENSIONS TO BE USED IN PREFERENCE TO SCALING. ALL DIMENSIONS TO BE CHECKED ONSITE.

THIS DOCUMENT NOT TO BE USED FOR CONSTRUCTION UNLESS SIGNED & ISSUED FOR CONSTRUCTION.

TITLE
WAREHOUSE SECTIONS - SHEET 1

DATE	SCALE	PROJECT NO.	DWG NO.	REVISION
06.09.2024		22144	DA140	17

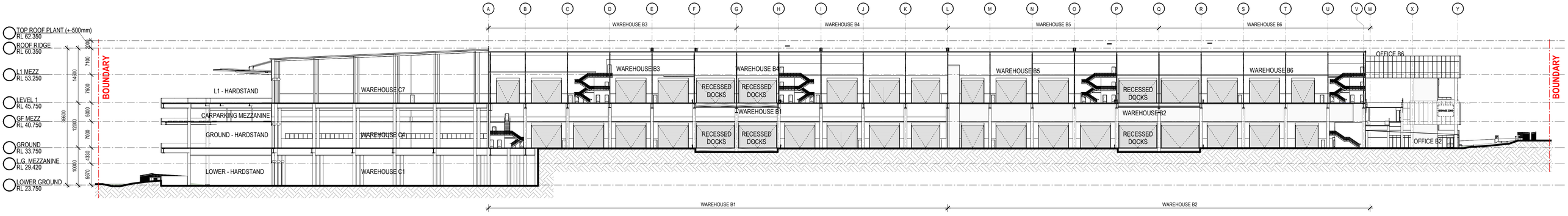

1 SECTION 5 1 : 500

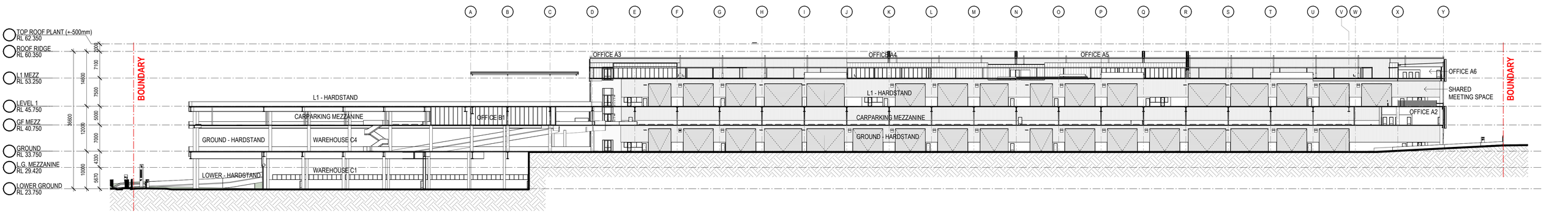

2 SECTION 6 1 : 500

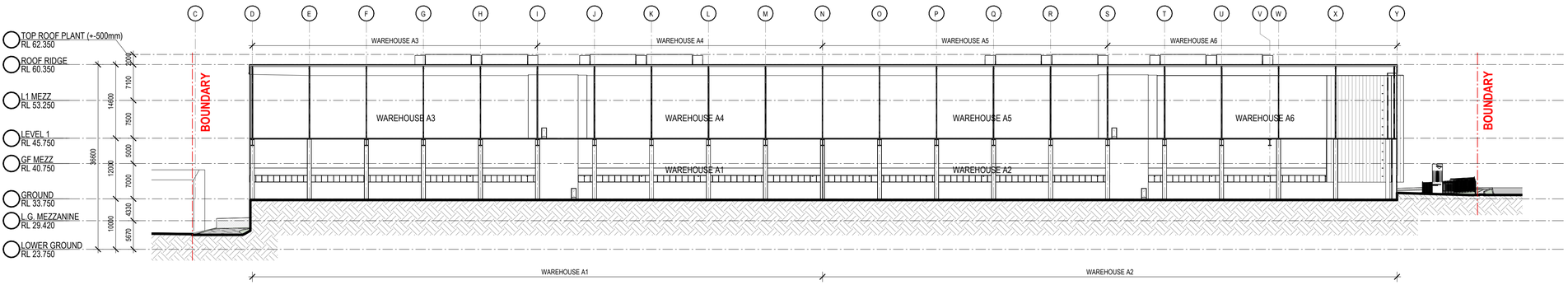

3 SECTION 7 1 : 500

NOTE:
ALL LEVELS ARE SUBJECT TO A +- 500mm VARIATION UPON CIVIL ENGINEERS FURTHER INSTRUCTIONS

ISSUE FOR SSDA

SBA ARCHITECTS
Commercial Industrial Residential Retail Interior Design
Phone: 02 9929 9988 Web: www.sboarch.com.au

#	DESCRIPTION	DATE
13	VE updates	06.09.2024
12	ISSUE FOR SSDA	08.07.2024
11	ISSUE FOR COORDINATION	31.05.2024
10	ISSUE FOR REVIEW	17.05.2024
9	ISSUE FOR REVIEW	10.05.2024
8	ISSUE FOR REVIEW	01.05.2024
7	ISSUE FOR REVIEW	22.04.2024

CLIENT lendlease

PROPOSED MULTI-LEVEL INDUSTRIAL DEVELOPMENT

15-21 BRITTON STREET SMITHFIELD

THESE DESIGNS, PLANS & SPECIFICATIONS AND THE COPYRIGHT THEREIN ARE THE PROPERTY OF THE ARCHITECTAND MUST NOT BE USED, REPRODUCED OR COPIED WHOLLY OR IN PART WITHOUT THE WRITTEN PERMISSION OF THIS OFFICE.

FIGURED DIMENSIONS TO BE USED IN PREFERENCE TO SCALING. ALL DIMENSIONS TO BE CHECKED ONSITE.

THIS DOCUMENT NOT TO BE USED FOR CONSTRUCTION UNLESS SIGNED & ISSUED FOR CONSTRUCTION.

TITLE
WAREHOUSE SECTIONS - SHEET 2

DATE	SCALE	PROJECT NO.	DWG NO.	REVISION
06.09.2024	1:500 @ A1 1:1000 @ A3	22144	DA141	13

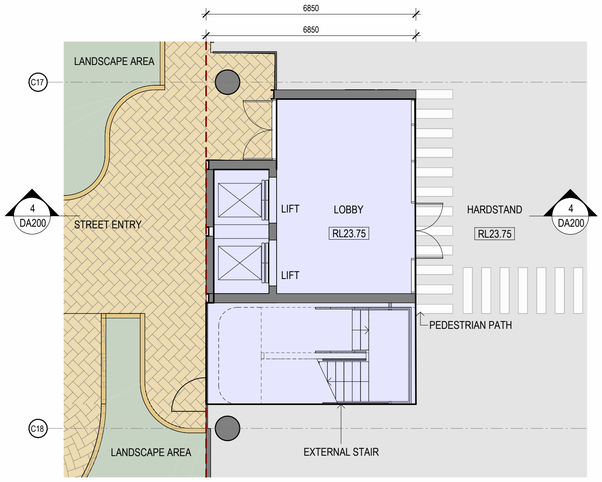

1 CORE 1 & 2 1 : 100
TYPICAL PLAN: LOWER GROUND

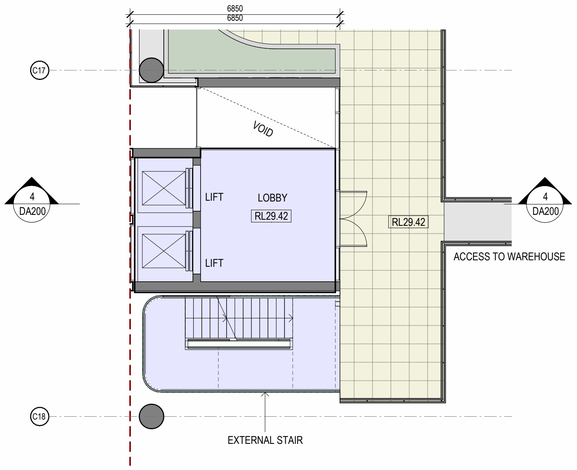

2 CORE 1 & 2 1 : 100
TYPICAL PLAN: MEZZ PLAN

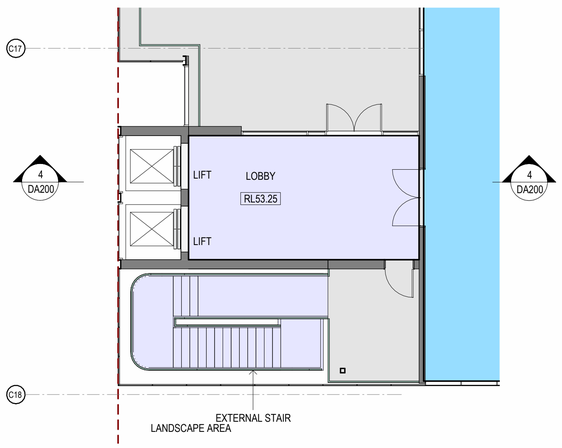

3 CORE 2 1 : 100
LEVEL 1 PLAN

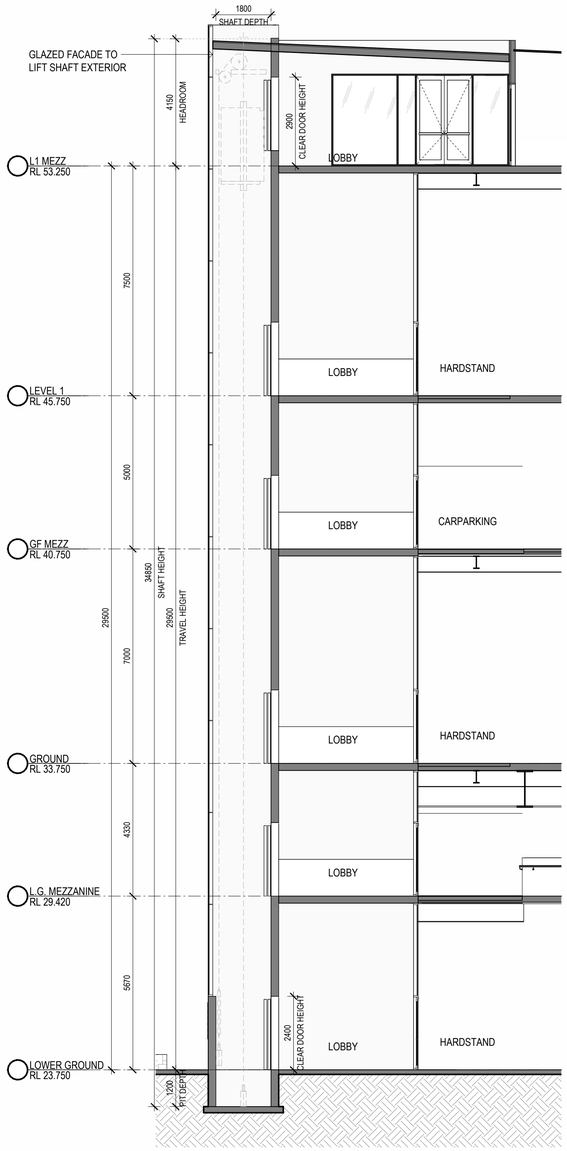

4 TYPICAL SECTION - THROUGH LIFT 1 : 100

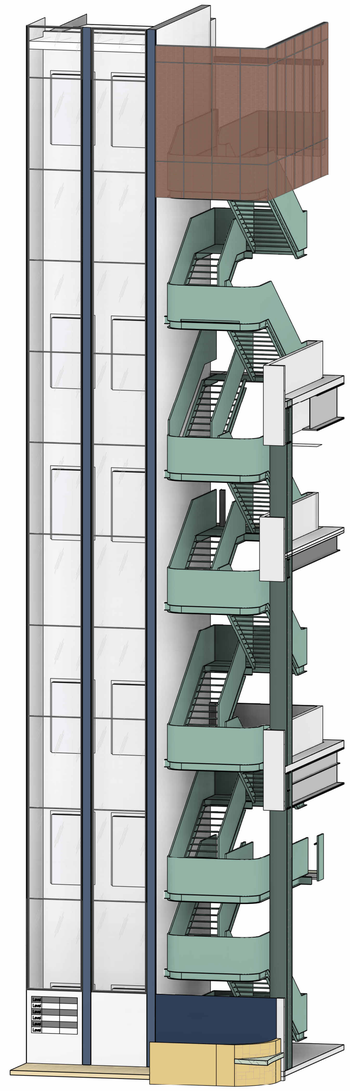

5 CORE 1 3D

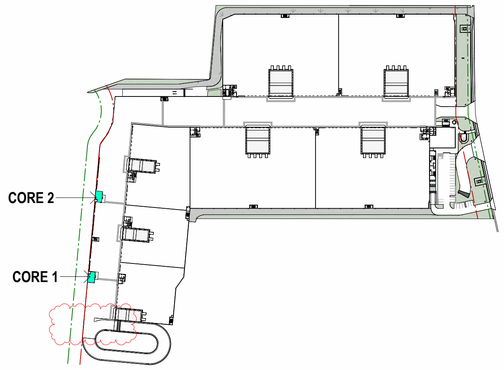

KEY PLAN - GF - CORE 1, 2
NOTE:
ALL LEVELS ARE SUBJECT TO A +- 500mm VARIATION UPON CIVIL ENGINEERS FURTHER INSTRUCTIONS

ISSUE FOR SSDA

SBA ARCHITECTS
Commercial Industrial Residential Retail Interior Design
Phone: 02 9929 9988 Web: www.sbaarch.com.au

#	DESCRIPTION	DATE
8	ISSUE FOR REVIEW	22.10.2024
7	ISSUE FOR SSDA	08.07.2024
6	ISSUE FOR COORDINATION	31.05.2024
5	ISSUE FOR REVIEW	10.05.2024
4	ISSUE FOR REVIEW	01.05.2024
3	ISSUE FOR REVIEW	22.04.2024
2	ISSUE FOR REVIEW	26.03.2024

CLIENT lendlease

PROPOSED MULTI-LEVEL INDUSTRIAL DEVELOPMENT

15-21 BRITTON STREET SMITHFIELD

THESE DESIGNS, PLANS & SPECIFICATIONS AND THE COPYRIGHT THEREIN ARE THE PROPERTY OF THE ARCHITECTAND MUST NOT BE USED, REPRODUCED OR COPIED WHOLLY OR IN PART WITHOUT THE WRITTEN PERMISSION OF THIS OFFICE.

FIGURED DIMENSIONS TO BE USED IN PREFERENCE TO SCALING. ALL DIMENSIONS TO BE CHECKED ONSITE.

THIS DOCUMENT NOT TO BE USED FOR CONSTRUCTION UNLESS SIGNED & ISSUED FOR CONSTRUCTION.

NORTH

TITLE
CORE 1, 2 DETAILS

DATE	SCALE	PROJECT NO.	DWG NO.	REVISION
22.10.2024		22144	DA200	8

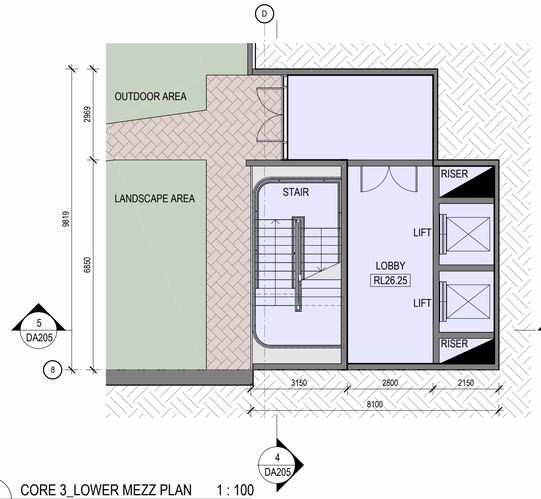

1 CORE 3_LOWER MEZZ PLAN 1 : 100

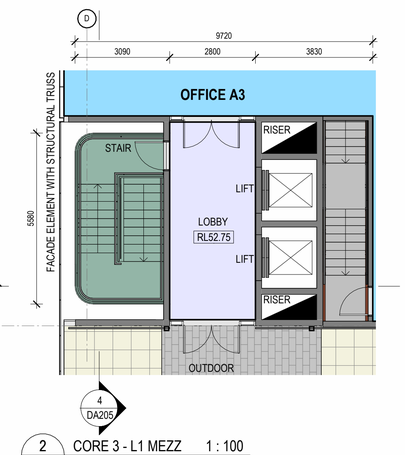

2 CORE 3 - L1 MEZZ 1 : 100

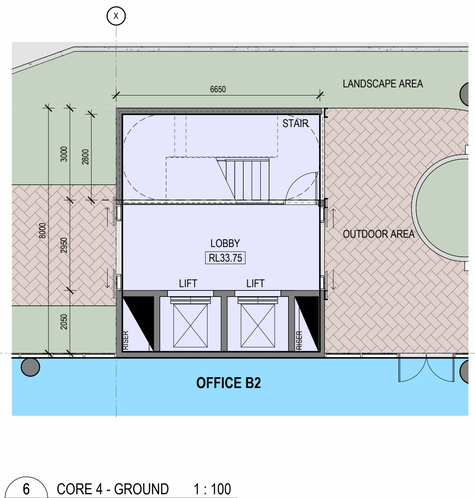

6 CORE 4 - GROUND 1 : 100

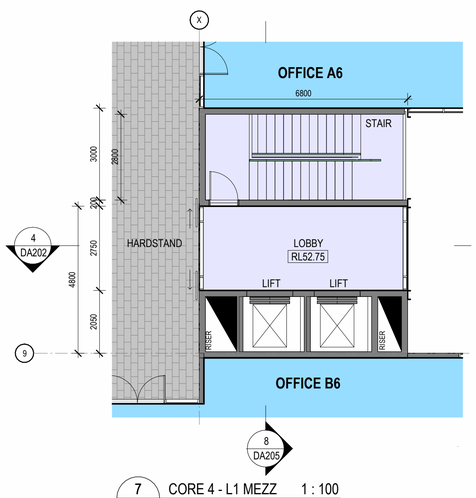

7 CORE 4 - L1 MEZZ 1 : 100

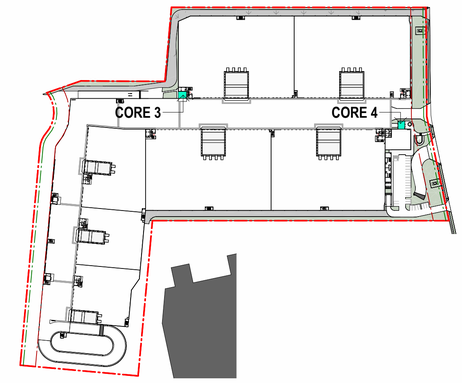

NOTE
PLAN - GF - CORE & 4
ALL LEVELS ARE SUBJECT TO A +- 500mm VARIATION
UPON CIVIL ENGINEERS FURTHER INSTRUCTIONS

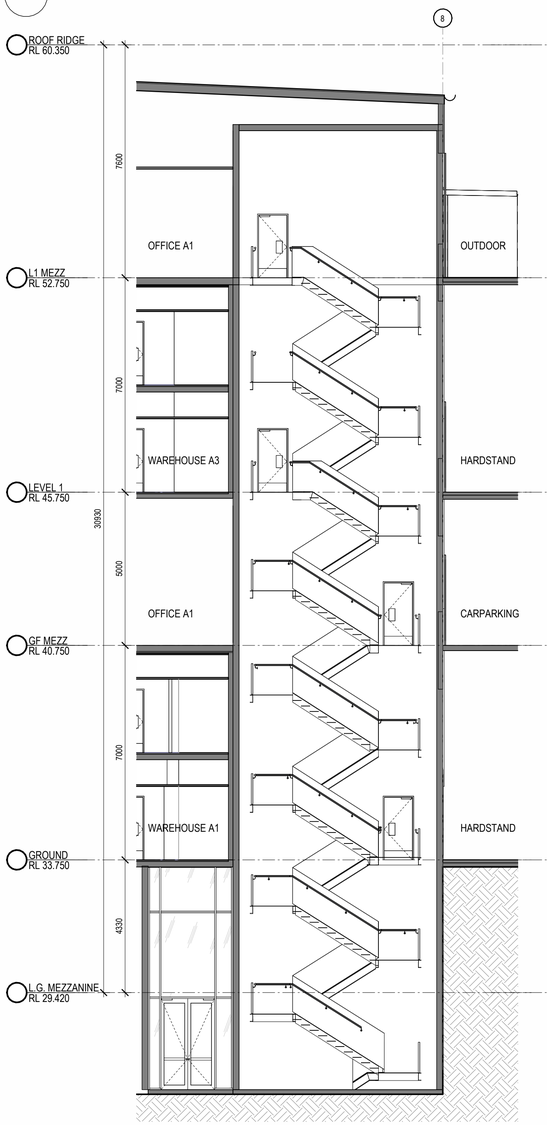

4 CORE 3 SECTION 1 1 : 100

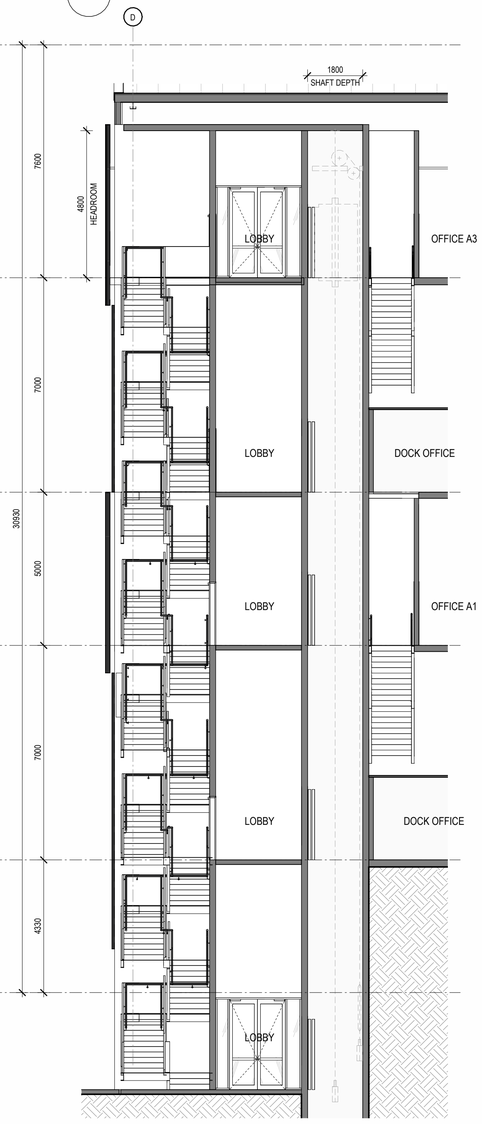

5 CORE 3 SECTION 2 1 : 100

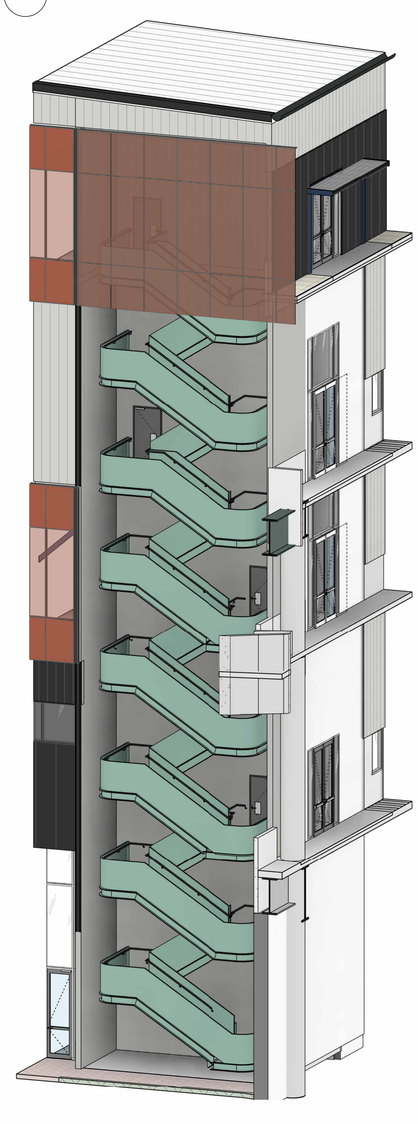

3 CORE 3 - 3D VIEW

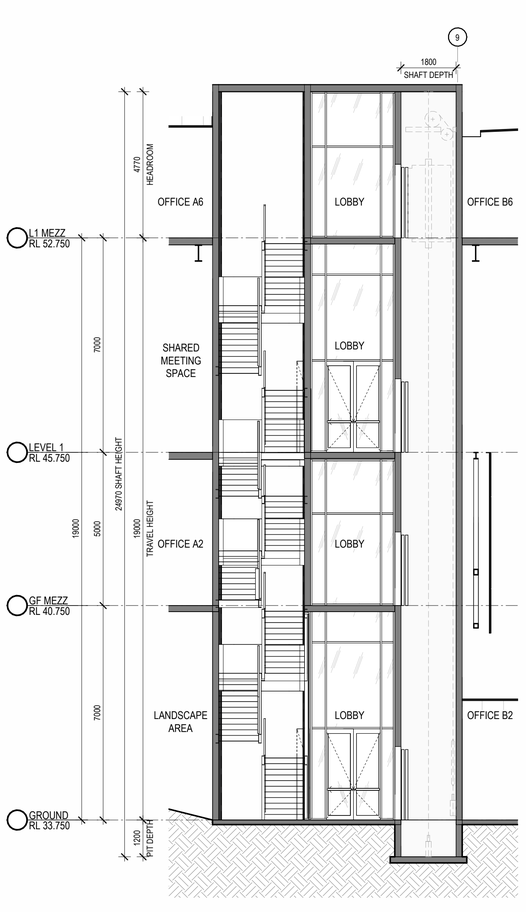

8 CORE 4 - SECTION 1 : 100

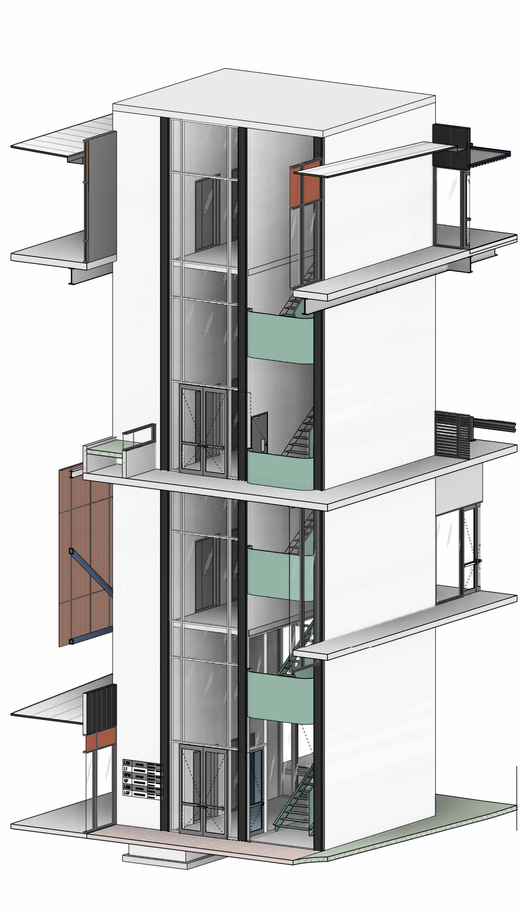

9 CORE 4 -3D VIEW

COORDINATION

SBA ARCHITECTS
Commercial Industrial Residential Retail Interior Design
Phone: 02 9929 9988 Web: www.sbaarch.com.au

#	DESCRIPTION	DATE
5	ISSUE FOR COORDINATION	31.05.2024
4	ISSUE FOR REVIEW	17.05.2024
3	ISSUE FOR REVIEW	10.05.2024
2	ISSUE FOR REVIEW	22.04.2024
1	ISSUE FOR REVIEW	11.03.2024

CLIENT
lendlease

PROPOSED MULTI-LEVEL INDUSTRIAL DEVELOPMENT

15-21 BRITTON STREET SMITHFIELD

NORTH

THESE DESIGNS, PLANS & SPECIFICATIONS AND THE COPYRIGHT THEREIN ARE THE PROPERTY OF THE ARCHITECTAND MUST NOT BE USED, REPRODUCED OR COPIED WHOLLY OR IN PART WITHOUT THE WRITTEN PERMISSION OF THIS OFFICE.

FIGURED DIMENSIONS TO BE USED IN PREFERENCE TO SCALING. ALL DIMENSIONS TO BE CHECKED ONSITE.

THIS DOCUMENT NOT TO BE USED FOR CONSTRUCTION UNLESS SIGNED & ISSUED FOR CONSTRUCTION.

TITLE
CORE 3 & 4 DETAILS

DATE	SCALE	PROJECT NO.	DWG NO.	REVISION
31.05.2024		22144	DA205	5

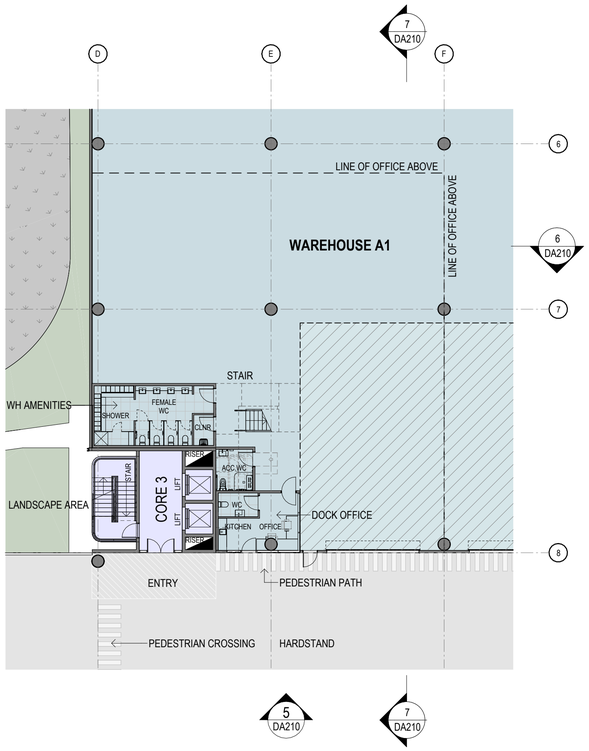

1 TENANCY A1 WARHEOUSE FLOOR PLAN 1 : 200

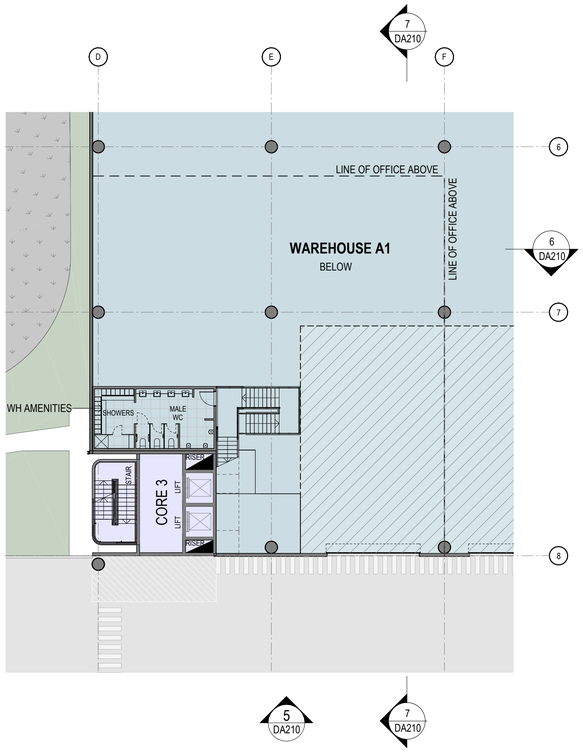

2 TENANCY A1 WARHEOUSE FLOOR PLAN AMENITIES MEZZ 1 : 200

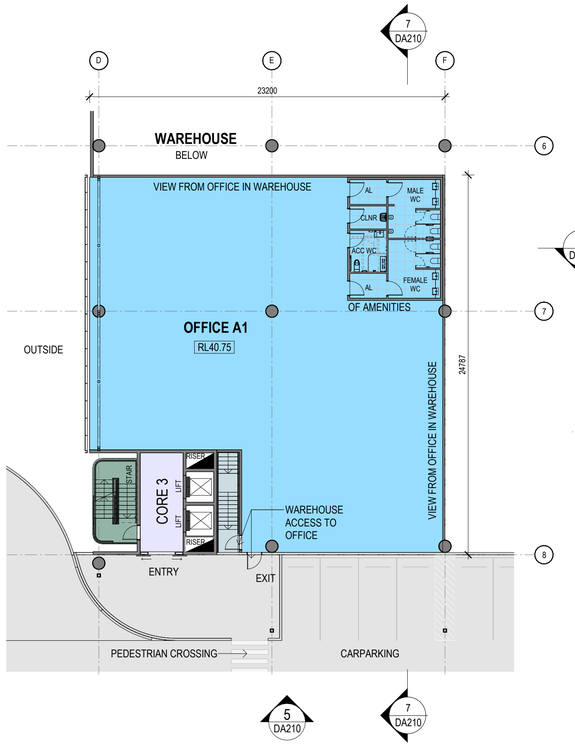

3 TENANCY A1 OFFICE FLOOR PLAN 1 : 200

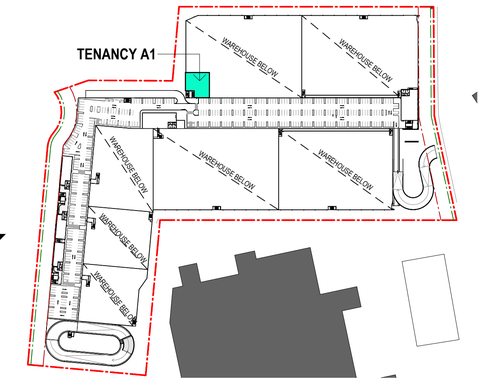

KEY PLAN - GF MEZZ - TENANCY A1

NOTE:
ALL LEVELS ARE SUBJECT TO A +- 500mm VARIATION UPON CIVIL ENGINEERS FURTHER INSTRUCTIONS

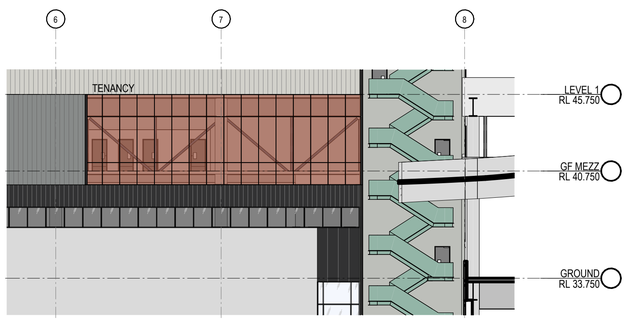

4 TENANCY A1 ELEVATION 1 1 : 200

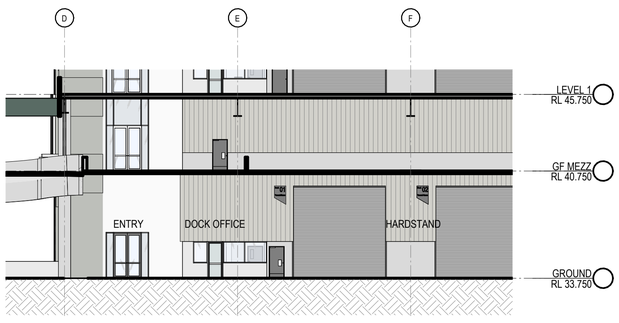

5 TENANCY A1 ELEVATION 2 1 : 200

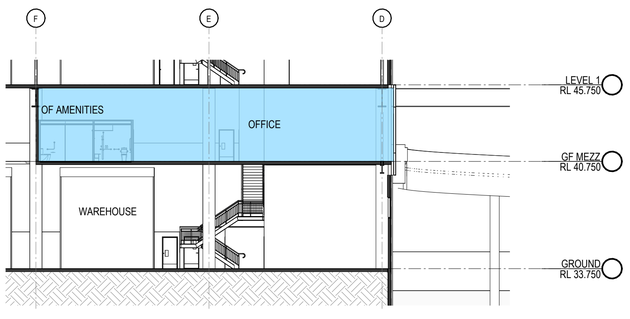

6 TENANCY A1 SECTION 1 1 : 200

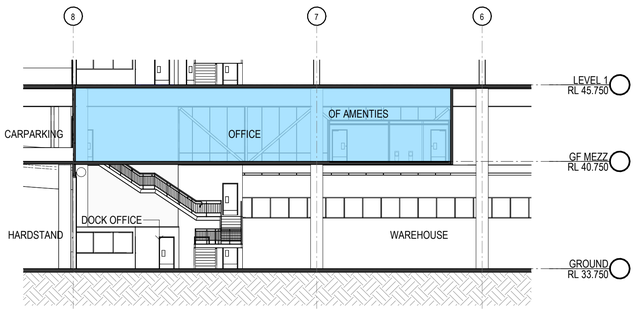

7 TENANCY A1 SECTION 2 1 : 200

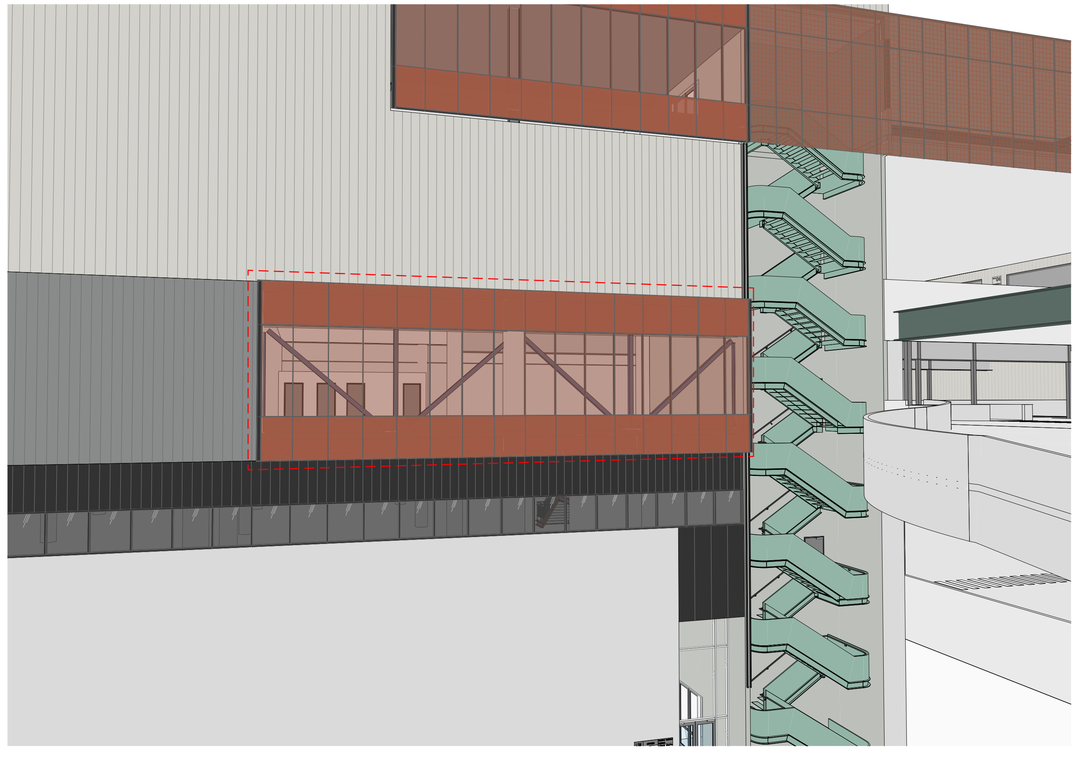

8 TENANCY A1 - 3D VIEW

COORDINATION

SBA ARCHITECTS
Commercial Industrial Residential Retail Interior Design
Phone: 02 9929 9988 Web: www.sbaarch.com.au

#	DESCRIPTION	DATE
8	ISSUE FOR COORDINATION	31.05.2024
7	ISSUE FOR REVIEW	10.05.2024
6	ISSUE FOR REVIEW	01.05.2024
5	ISSUE FOR REVIEW	22.04.2024
4	ISSUE FOR REVIEW	08.04.2024
3	ISSUE FOR REVIEW	26.03.2024
2	ISSUE FOR REVIEW	11.03.2024

CLIENT lendlease

PROPOSED MULTI-LEVEL INDUSTRIAL DEVELOPMENT

15-21 BRITTON STREET SMITHFIELD

THESE DESIGNS, PLANS & SPECIFICATIONS AND THE COPYRIGHT THEREIN ARE THE PROPERTY OF THE ARCHITECTAND MUST NOT BE USED, REPRODUCED OR COPIED WHOLLY OR IN PART WITHOUT THE WRITTEN PERMISSION OF THIS OFFICE.

FIGURED DIMENSIONS TO BE USED IN PREFERENCE TO SCALING. ALL DIMENSIONS TO BE CHECKED ONSITE.

THIS DOCUMENT NOT TO BE USED FOR CONSTRUCTION UNLESS SIGNED & ISSUED FOR CONSTRUCTION.

NORTH

TITLE
TENANCY A1

DATE	SCALE	PROJECT NO.	DWG NO.	REVISION
31.05.2024		22144	DA210	8

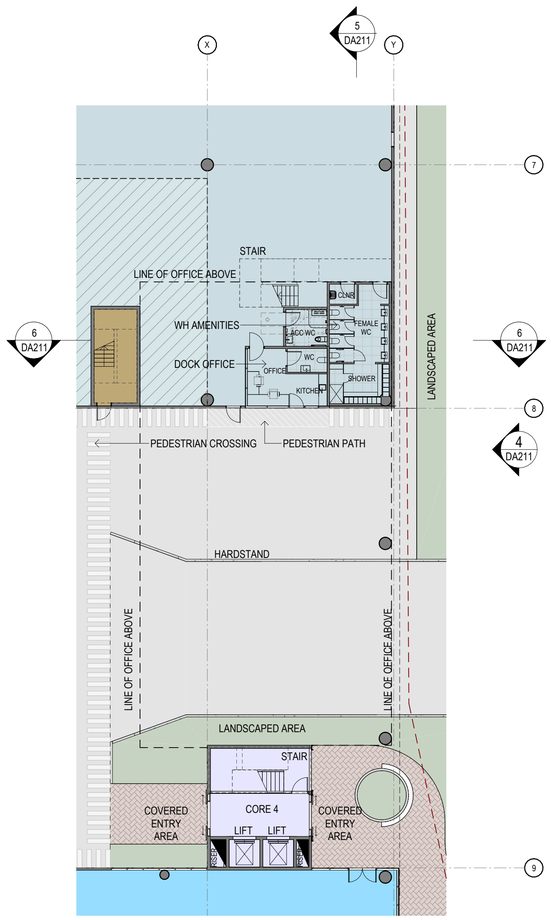

1 TENANCY A2 WAREHOUSE FLOOR PLAN 1 : 200

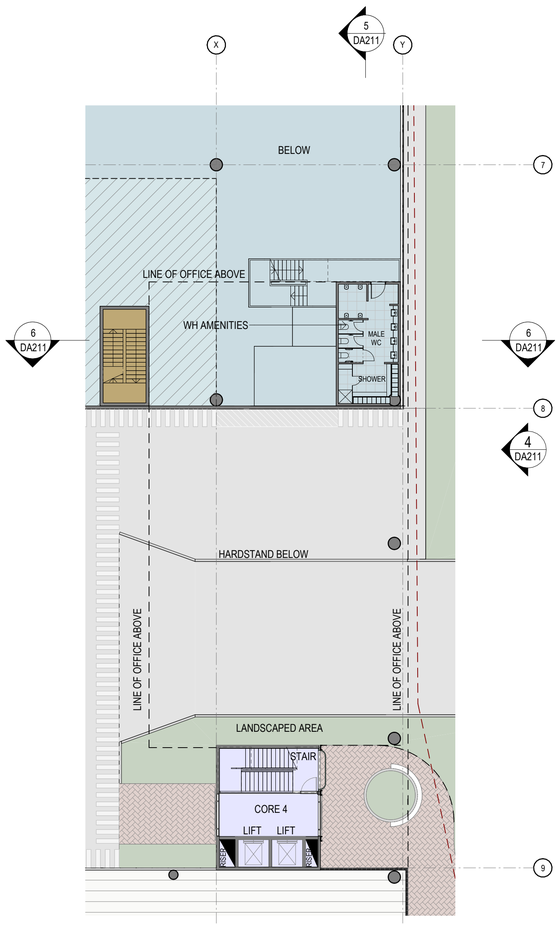

2 TENANCY A2 WARHEOUSE FLOOR PLAN AMENITIES ROOF 1 : 200

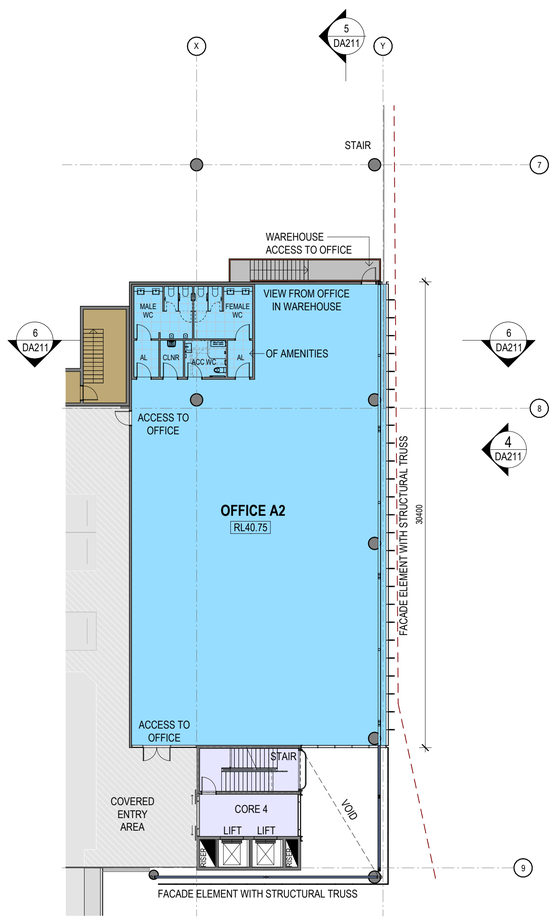

3 TENANCY A2 OFFICE FLOOR PLAN 1 : 200

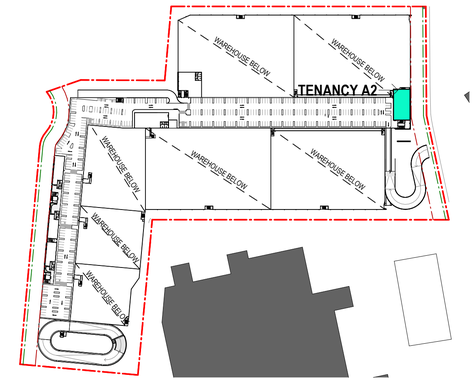

KEY PLAN - GF MEZZ - TENANCY A2

NOTE:
ALL LEVELS ARE SUBJECT TO A +- 500mm VARIATION UPON CIVIL ENGINEERS FURTHER INSTRUCTIONS



7 TENANCY A2 - 3D VIEW

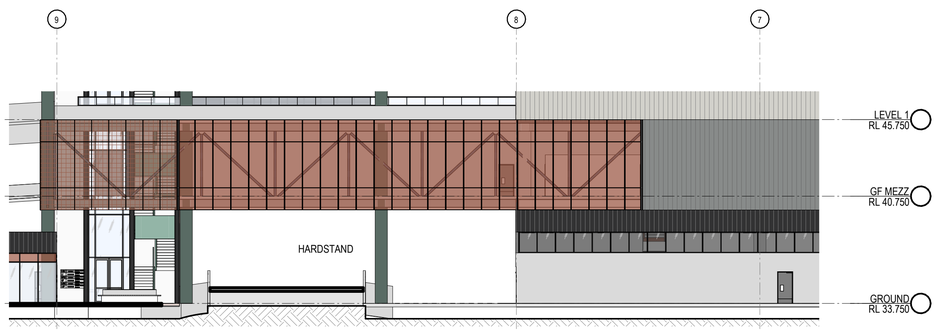

4 TENANCY A2 ELEVATION 1 1 : 200

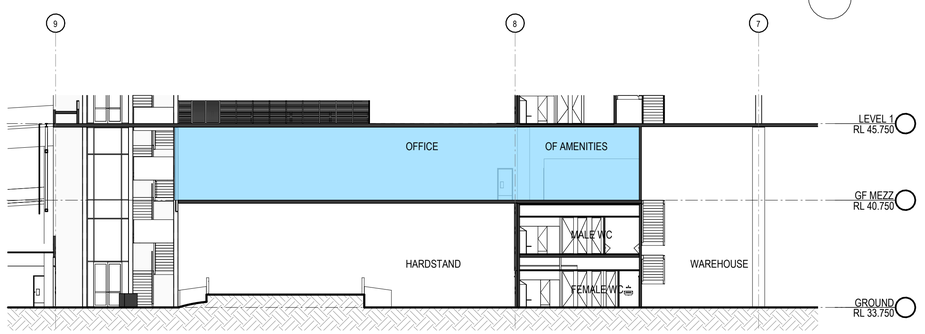

5 TENANCY A2 - SECTION 1 1 : 200

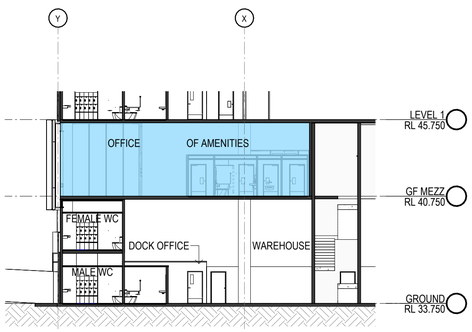

6 TENANCY A2 - SECTION 2 1 : 200

COORDINATION

SBA ARCHITECTS
Commercial Industrial Residential Retail Interior Design
Phone: 02 9929 9988 Web: www.sbaarch.com.au

#	DESCRIPTION	DATE
5	ISSUE FOR COORDINATION	31.05.2024
4	ISSUE FOR REVIEW	10.05.2024
3	ISSUE FOR REVIEW	22.04.2024
2	ISSUE FOR REVIEW	08.04.2024
1	ISSUE FOR REVIEW	25.03.2024

CLIENT lendlease

PROPOSED MULTI-LEVEL INDUSTRIAL DEVELOPMENT

15-21 BRITTON STREET SMITHFIELD

NORTH

THESE DESIGNS, PLANS & SPECIFICATIONS AND THE COPYRIGHT THEREIN ARE THE PROPERTY OF THE ARCHITECTAND MUST NOT BE USED, REPRODUCED OR COPIED WHOLLY OR IN PART WITHOUT THE WRITTEN PERMISSION OF THIS OFFICE.

FIGURED DIMENSIONS TO BE USED IN PREFERENCE TO SCALING. ALL DIMENSIONS TO BE CHECKED ONSITE.

THIS DOCUMENT NOT TO BE USED FOR CONSTRUCTION UNLESS SIGNED & ISSUED FOR CONSTRUCTION.

TITLE
TENANCY A2

DATE	SCALE	PROJECT NO.	DWG NO.	REVISION
31.05.2024		22144	DA211	5

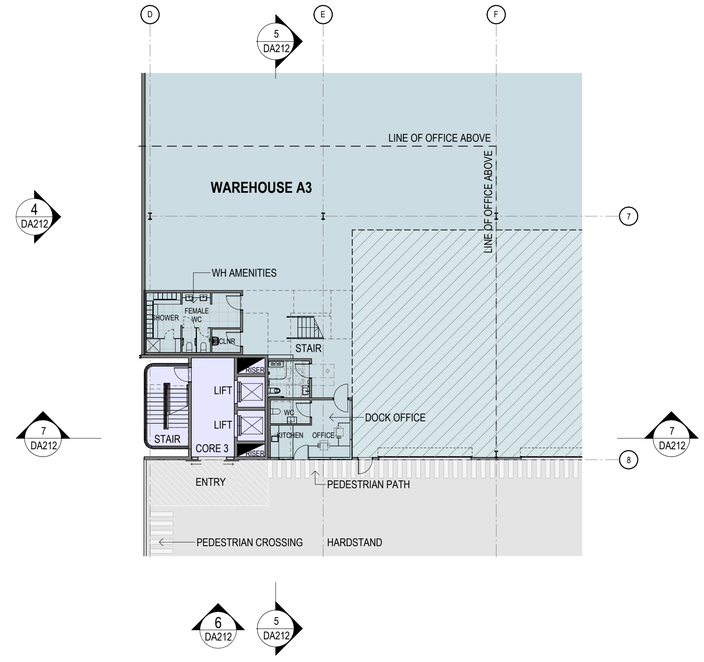

1 TENANCY A3 WARHEOUSE FLOOR PLAN 1 : 200

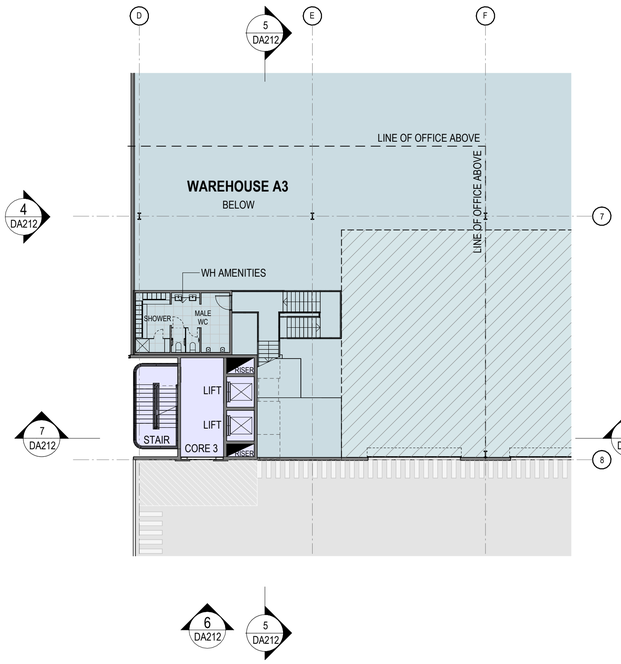

2 TENANCY A3 WARHEOUSE FLOOR PLAN AMENITIES MEZZ 1 : 200

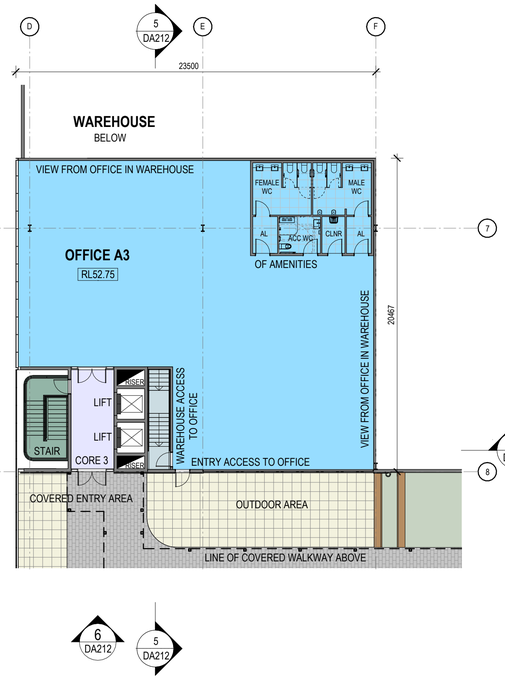

3 TENANCY A3 OFFICE FLOOR PLAN 1 : 200

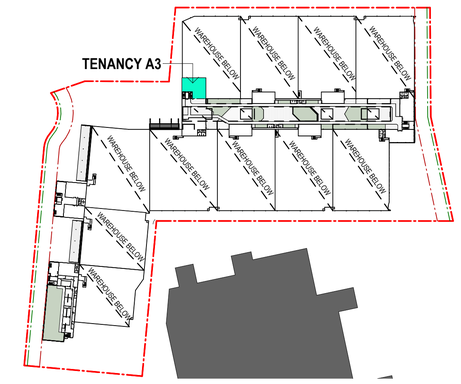

KEY PLAN - L1 MEZZ - TENANCY A3

NOTE:
ALL LEVELS ARE SUBJECT TO A +- 500mm VARIATION UPON CIVIL ENGINEERS FURTHER INSTRUCTIONS

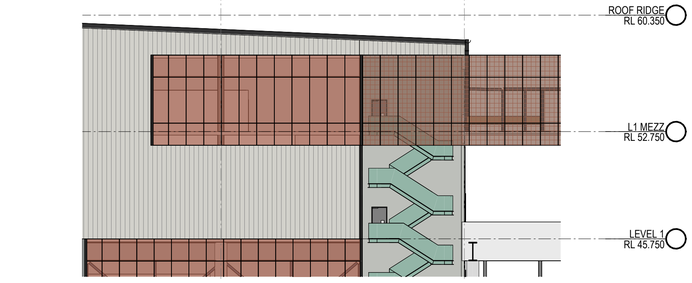

4 TENANCY A3 ELEVATION 1 1 : 200



6 TENANCY A3 ELEVATION 2 1 : 200

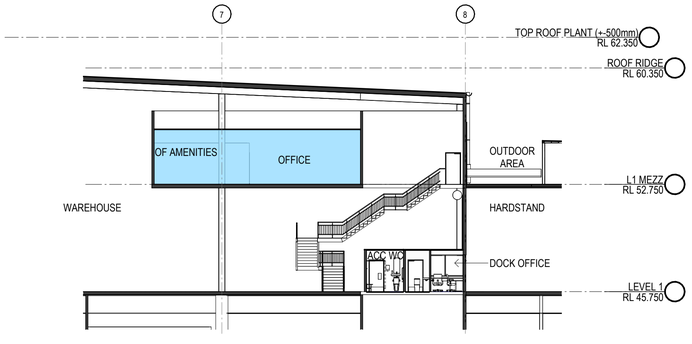

5 TENANCY A3 - SECTION 1 1 : 200

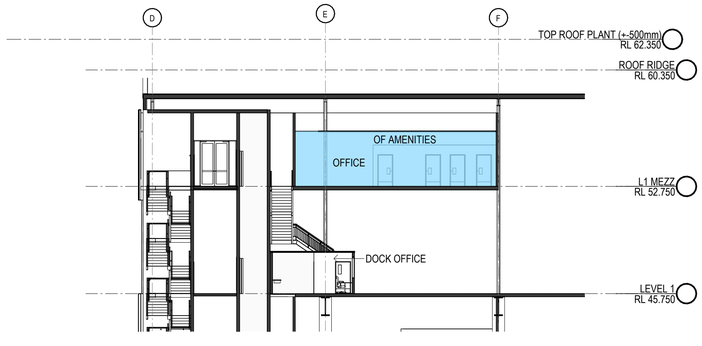

7 TENANCY A3 - SECTION 2 1 : 200

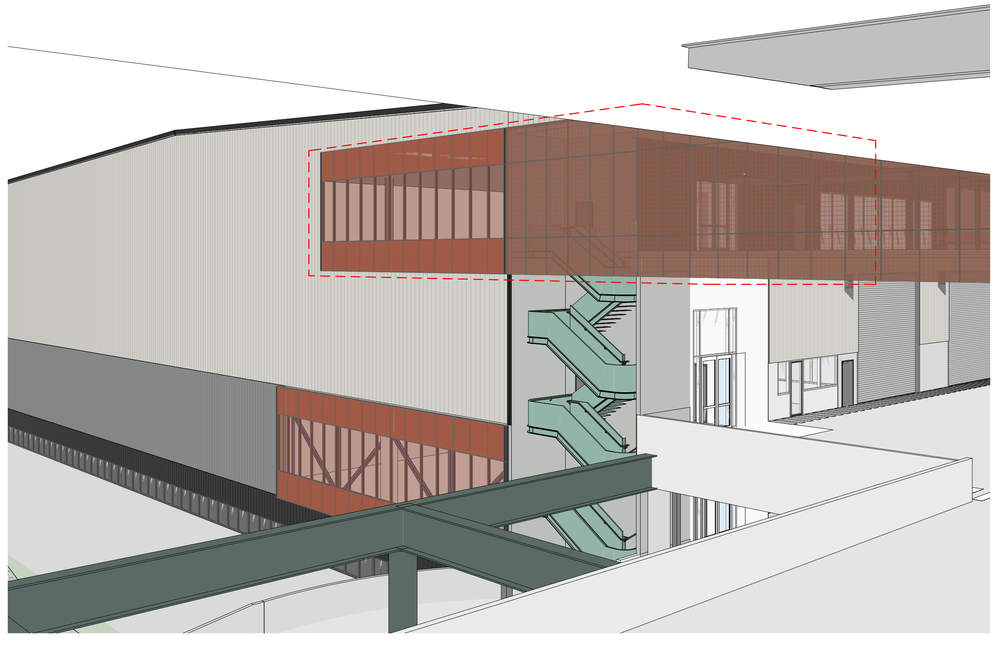

8 TENANCY A3 - 3D VIEW

COORDINATION

SBA ARCHITECTS
Commercial Industrial Residential Retail Interior Design
Phone: 02 9929 9988 Web: www.sbaarch.com.au

#	DESCRIPTION	DATE
6	ISSUE FOR COORDINATION	31.05.2024
5	ISSUE FOR REVIEW	10.05.2024
4	ISSUE FOR REVIEW	01.05.2024
3	ISSUE FOR REVIEW	22.04.2024
2	ISSUE FOR REVIEW	08.04.2024
1	ISSUE FOR REVIEW	25.03.2024

CLIENT
lendlease

PROPOSED MULTI-LEVEL INDUSTRIAL DEVELOPMENT

15-21 BRITTON STREET SMITHFIELD

NORTH

THESE DESIGNS, PLANS & SPECIFICATIONS AND THE COPYRIGHT THEREIN ARE THE PROPERTY OF THE ARCHITECTAND MUST NOT BE USED, REPRODUCED OR COPIED WHOLLY OR IN PART WITHOUT THE WRITTEN PERMISSION OF THIS OFFICE.

FIGURED DIMENSIONS TO BE USED IN PREFERENCE TO SCALING. ALL DIMENSIONS TO BE CHECKED ONSITE.

THIS DOCUMENT NOT TO BE USED FOR CONSTRUCTION UNLESS SIGNED & ISSUED FOR CONSTRUCTION.

TITLE
TENANCY A3

DATE	SCALE	PROJECT NO.	DWG NO.	REVISION
31.05.2024		22144	DA212	6

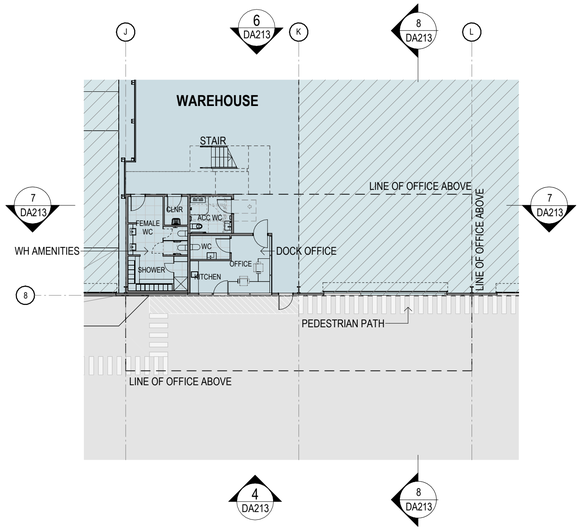

1 TYPICAL WAREHOUSE FLOOR PLAN 1 : 200

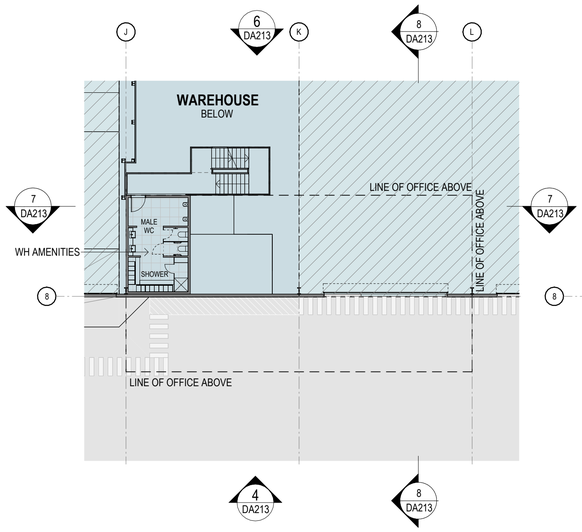

2 TYPICAL AMENITIES MEZZ FLOOR PLAN 1 : 200

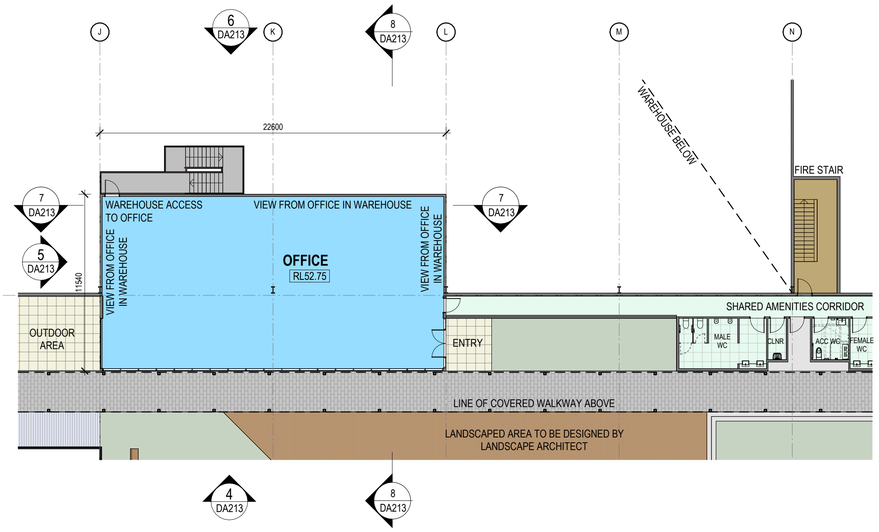

3 TYPICAL OFFICE FLOOR PLAN 1 : 200

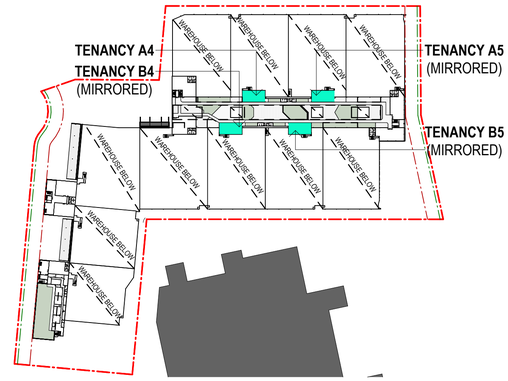

KEY PLAN - L1 MEZZ - TENANCY A4, A5, B4, B5

NOTE:
ALL LEVELS ARE SUBJECT TO A +- 500mm VARIATION UPON CIVIL ENGINEERS FURTHER INSTRUCTIONS

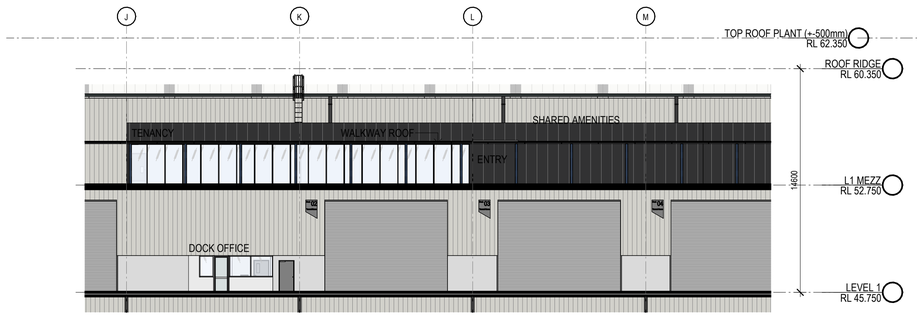

4 TYPICAL ELEVATION 1 1 : 200

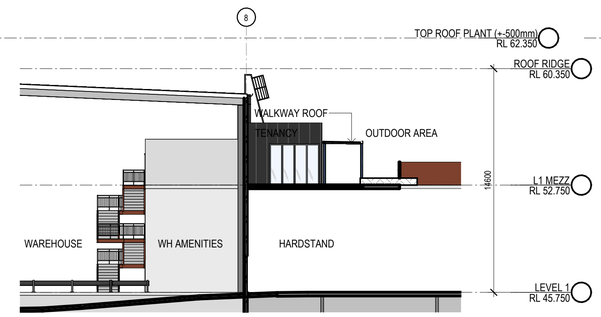

5 TYPICAL ELEVATION 2 1 : 200

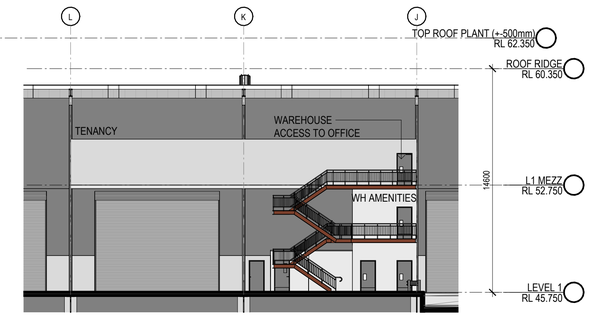

6 TYPICAL ELEVATION 3 - INTERNAL 1 : 200

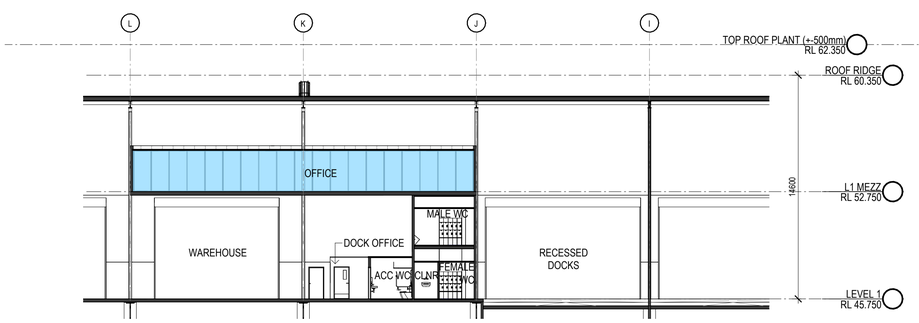

7 TYPICAL SECTION 1 1 : 200

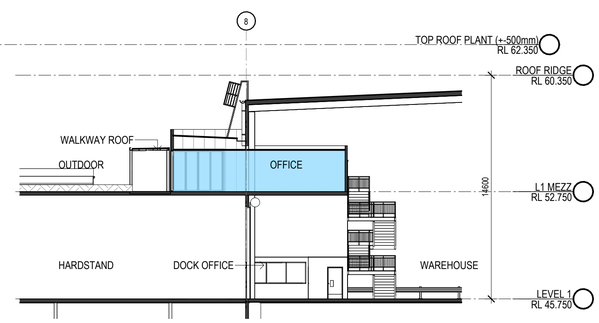

8 TYPICAL SECTION 2 1 : 200



9 TENANCY - 3D VIEW TYPICAL

COORDINATION

SBA ARCHITECTS
Commercial Industrial Residential Retail Interior Design
Phone: 02 9929 9988 Web: www.sbaarch.com.au

#	DESCRIPTION	DATE
6	ISSUE FOR COORDINATION	31.05.2024
5	ISSUE FOR REVIEW	10.05.2024
4	ISSUE FOR REVIEW	01.05.2024
3	ISSUE FOR REVIEW	22.04.2024
2	ISSUE FOR REVIEW	08.04.2024
1	ISSUE FOR REVIEW	26.03.2024

CLIENT lendlease

PROPOSED MULTI-LEVEL INDUSTRIAL DEVELOPMENT

15-21 BRITTON STREET SMITHFIELD

NORTH

THESE DESIGNS, PLANS & SPECIFICATIONS AND THE COPYRIGHT THEREIN ARE THE PROPERTY OF THE ARCHITECTAND MUST NOT BE USED, REPRODUCED OR COPIED WHOLLY OR IN PART WITHOUT THE WRITTEN PERMISSION OF THIS OFFICE.

FIGURED DIMENSIONS TO BE USED IN PREFERENCE TO SCALING. ALL DIMENSIONS TO BE CHECKED ONSITE.

THIS DOCUMENT NOT TO BE USED FOR CONSTRUCTION UNLESS SIGNED & ISSUED FOR CONSTRUCTION.

TITLE
TENANCY TYPICAL A4-5 & B4-5

DATE	SCALE	PROJECT NO.	DWG NO.	REVISION
31.05.2024		22144	DA213	6

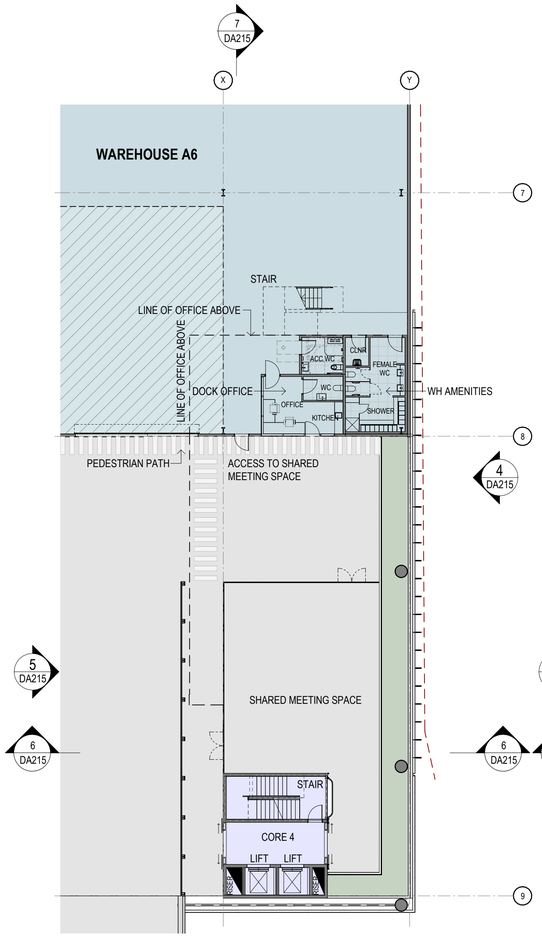

1 TENANCY A6 WARHEOUSE FLOOR PLAN 1 : 200

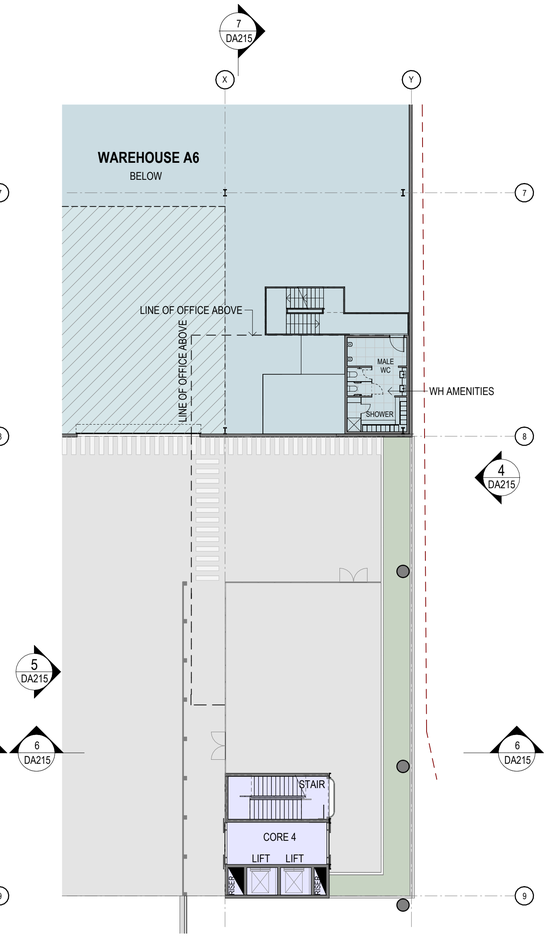

2 OFFICE A6 -AMENITIES MEZZ FLOOR PLAN 1 : 200

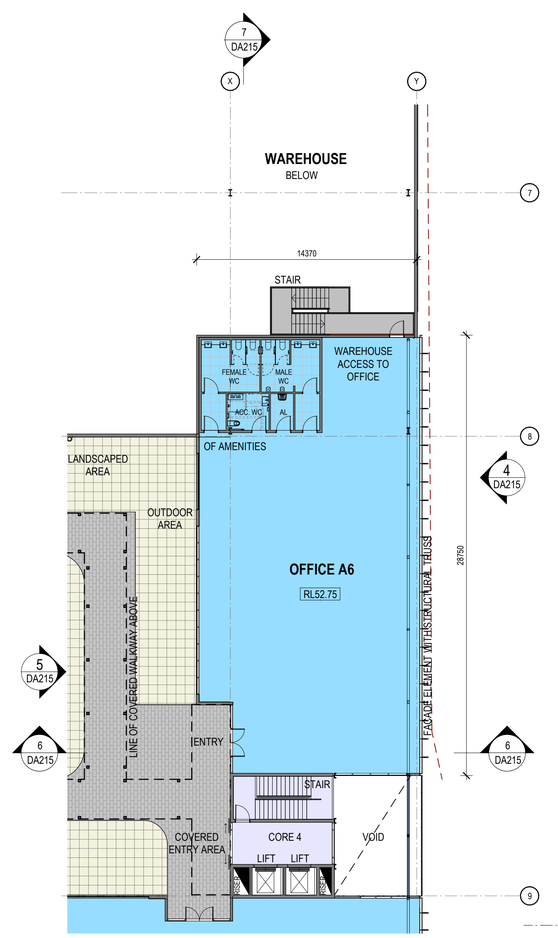

3 TENANCY A6 OFFICE FLOOR PLAN 1 : 200

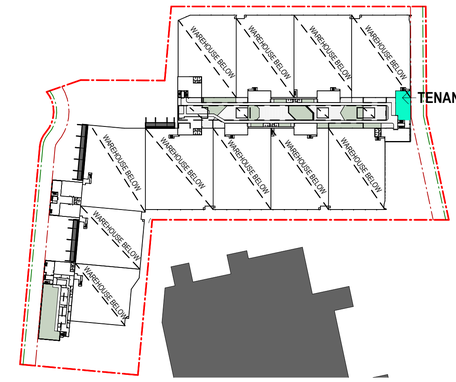

KEY PLAN - L1 MEZZ - TENANCY A6

NOTE:
ALL LEVELS ARE SUBJECT TO A +- 500mm VARIATION UPON CIVIL ENGINEERS FURTHER INSTRUCTIONS



8 TENANCY A6 - 3D VIEW



4 TENANCY A6 ELEVATION 1 1 : 200

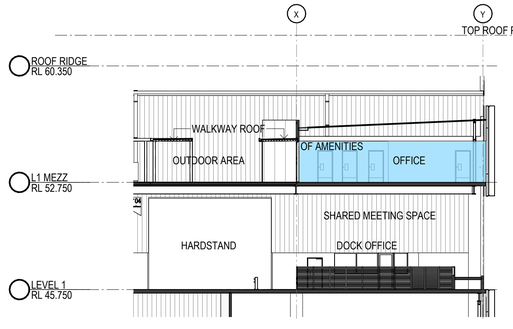

6 TENANCY A6 - SECTION 1 1 : 200

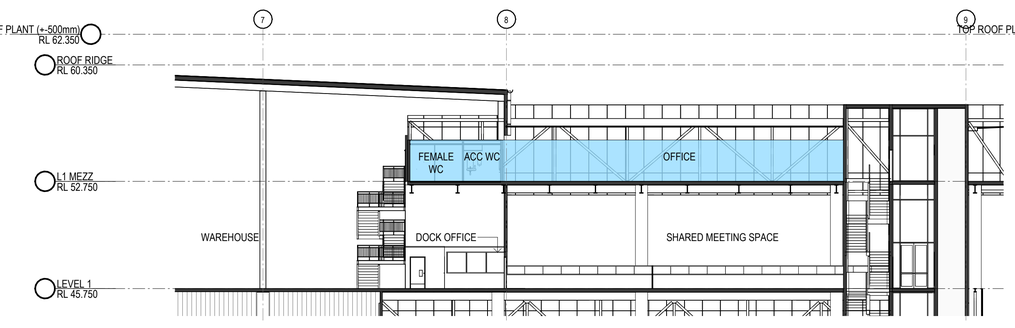

7 TENANCY A6 - SECTION 2 1 : 200

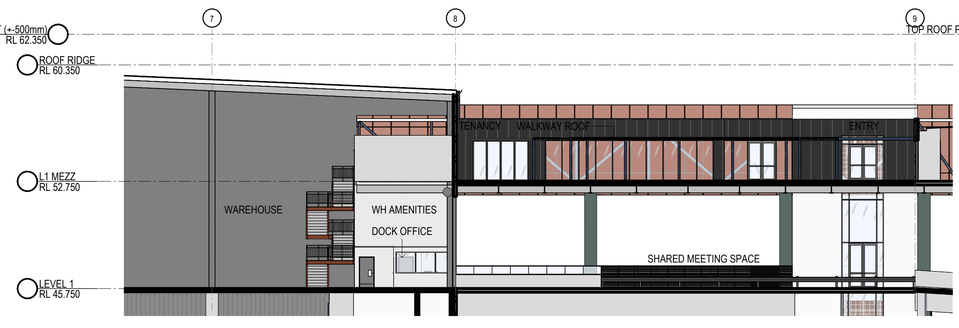

5 TENANCY A6 ELEVATION 2 1 : 200

COORDINATION

SBA ARCHITECTS
Commercial Industrial Residential Retail Interior Design
Phone: 02 9929 9988 Web: www.sbaarch.com.au

#	DESCRIPTION	DATE
6	ISSUE FOR COORDINATION	31.05.2024
5	ISSUE FOR REVIEW	10.05.2024
4	ISSUE FOR REVIEW	01.05.2024
3	ISSUE FOR REVIEW	22.04.2024
2	ISSUE FOR REVIEW	08.04.2024
1	ISSUE FOR REVIEW	26.03.2024

CLIENT lendlease

PROPOSED MULTI-LEVEL INDUSTRIAL DEVELOPMENT

15-21 BRITTON STREET SMITHFIELD

NORTH

THESE DESIGNS, PLANS & SPECIFICATIONS AND THE COPYRIGHT THEREIN ARE THE PROPERTY OF THE ARCHITECTAND MUST NOT BE USED, REPRODUCED OR COPIED WHOLLY OR IN PART WITHOUT THE WRITTEN PERMISSION OF THIS OFFICE.

FIGURED DIMENSIONS TO BE USED IN PREFERENCE TO SCALING. ALL DIMENSIONS TO BE CHECKED ONSITE.

THIS DOCUMENT NOT TO BE USED FOR CONSTRUCTION UNLESS SIGNED & ISSUED FOR CONSTRUCTION.

TITLE
TENANCY A6

DATE	SCALE	PROJECT NO.	DWG NO.	REVISION
31.05.2024		22144	DA215	6

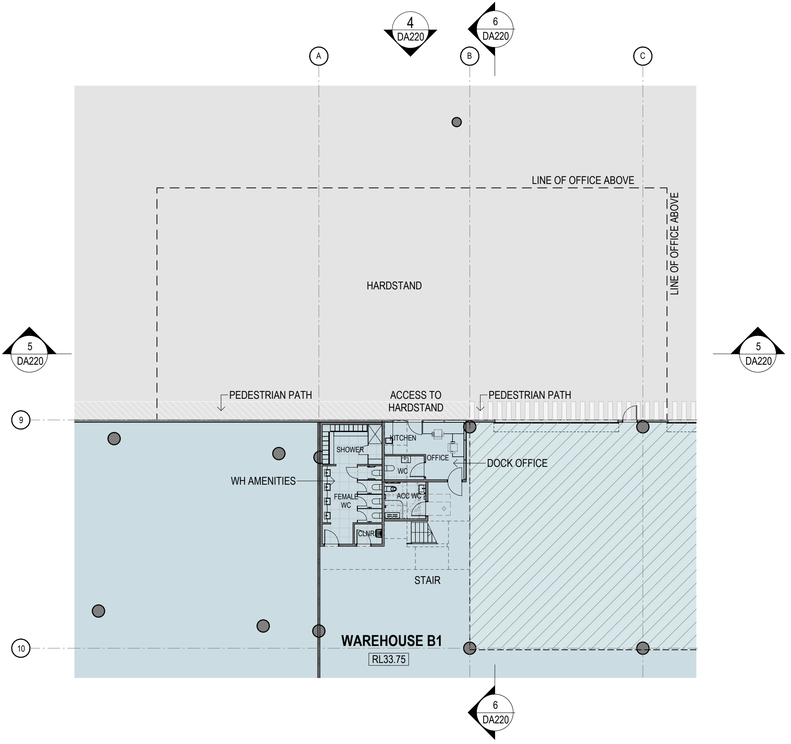

1 TENANCY B1 WAREHOUSE FLOOR PLAN 1 : 200

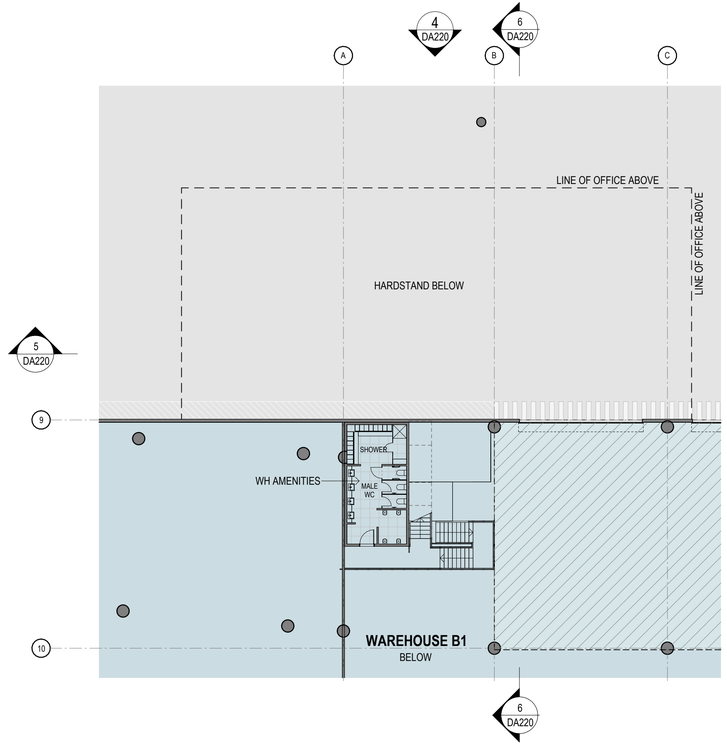

2 TENANCY B1 WARHEOUSE FLOOR PLAN AMENITIES MEZZ 1 : 200

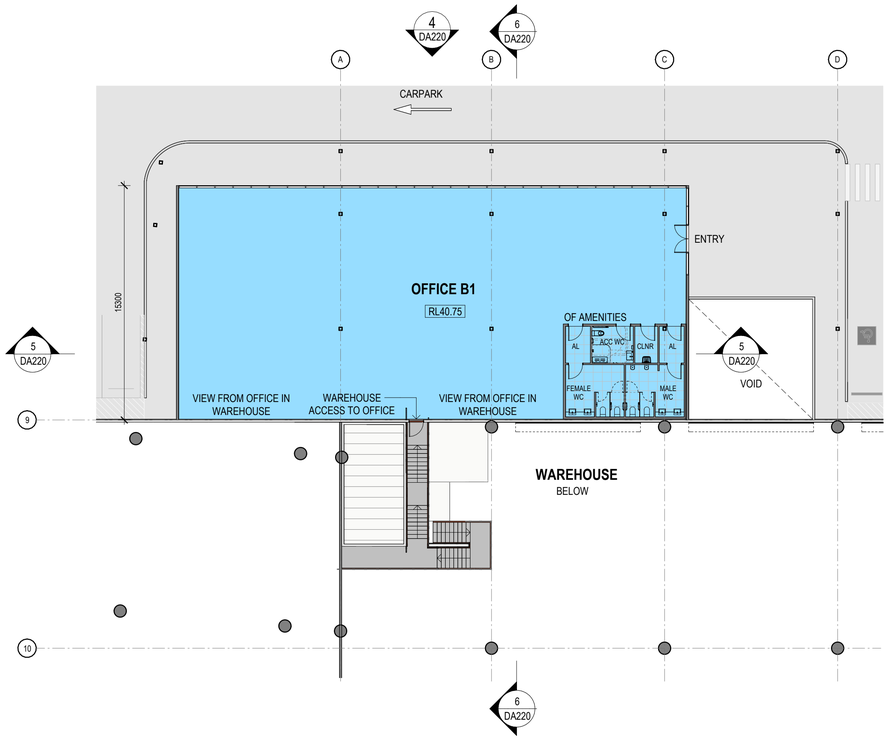

3 TENANCY B1 OFFICE FLOOR PLAN 1 : 200

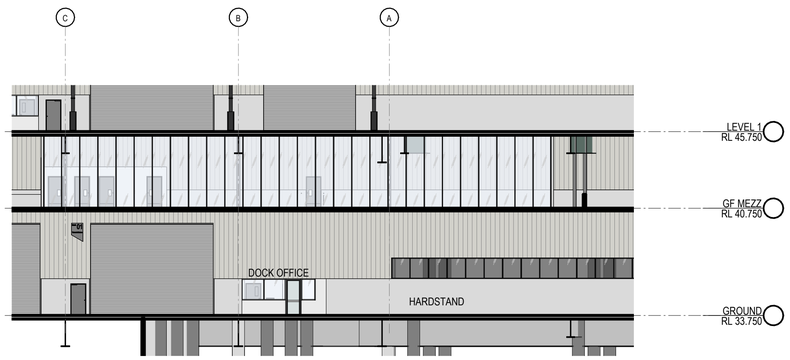

4 TENANCY B1 ELEVATION 1 1 : 200

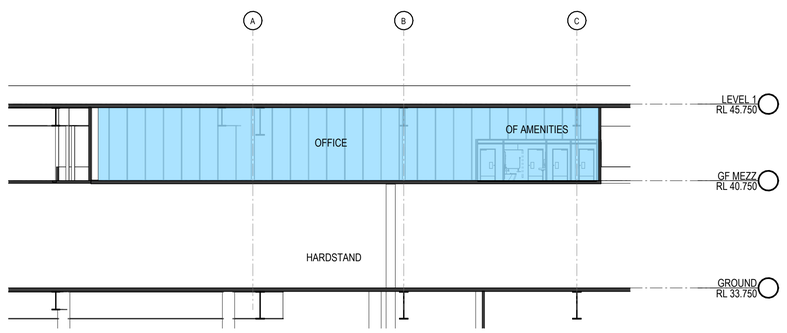

5 TENANCY B1 - SECTION 1 1 : 200

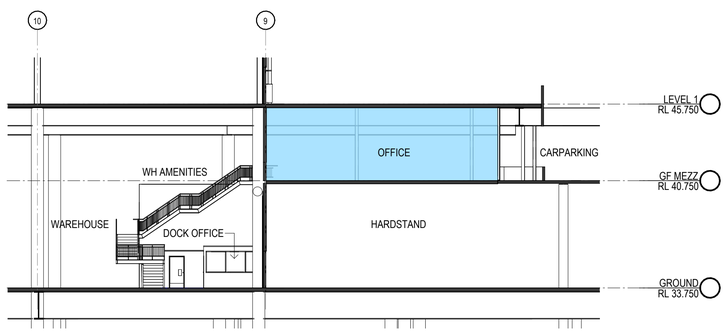

6 TENANCY B1 - SECTION 2 1 : 200

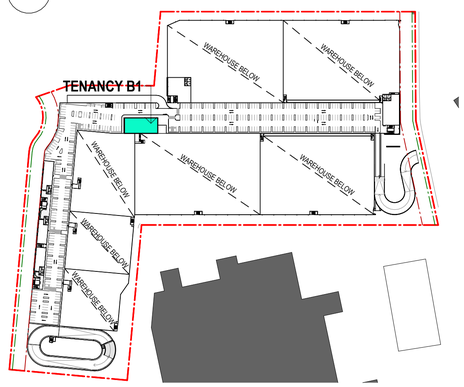

KEY PLAN - GF MEZZ - TENANCY B1

NOTE:
ALL LEVELS ARE SUBJECT TO A +- 500mm VARIATION
UPON CIVIL ENGINEERS FURTHER INSTRUCTIONS

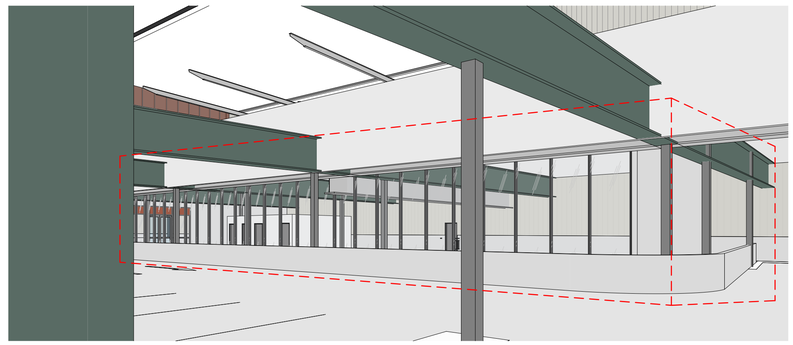

7 TENANCY B1 - 3D VIEW

COORDINATION

SBA ARCHITECTS
Commercial Industrial Residential Retail Interior Design
Phone: 02 9929 9988 Web: www.sbaarch.com.au

#	DESCRIPTION	DATE
6	ISSUE FOR COORDINATION	31.05.2024
5	ISSUE FOR REVIEW	10.05.2024
4	ISSUE FOR REVIEW	01.05.2024
3	ISSUE FOR REVIEW	22.04.2024
2	ISSUE FOR REVIEW	08.04.2024
1	ISSUE FOR REVIEW	25.03.2024

CLIENT
lendlease

PROPOSED MULTI-LEVEL INDUSTRIAL DEVELOPMENT

15-21 BRITTON STREET SMITHFIELD

NORTH

THESE DESIGNS, PLANS & SPECIFICATIONS AND THE COPYRIGHT THEREIN ARE THE PROPERTY OF THE ARCHITECTAND MUST NOT BE USED, REPRODUCED OR COPIED WHOLLY OR IN PART WITHOUT THE WRITTEN PERMISSION OF THIS OFFICE.

FIGURED DIMENSIONS TO BE USED IN PREFERENCE TO SCALING. ALL DIMENSIONS TO BE CHECKED ONSITE.

THIS DOCUMENT NOT TO BE USED FOR CONSTRUCTION UNLESS SIGNED & ISSUED FOR CONSTRUCTION.

TITLE
TENANCY B1

DATE	SCALE	PROJECT NO.	DWG NO.	REVISION
31.05.2024		22144	DA220	6

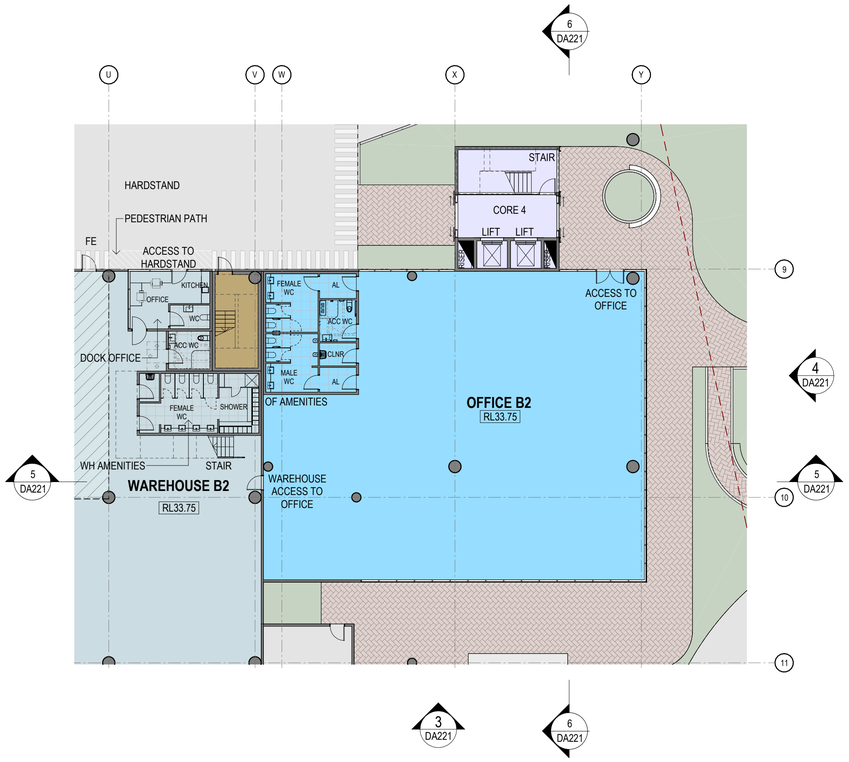

1 TENANCY B2 OFFICE FLOOR PLAN 1 : 200

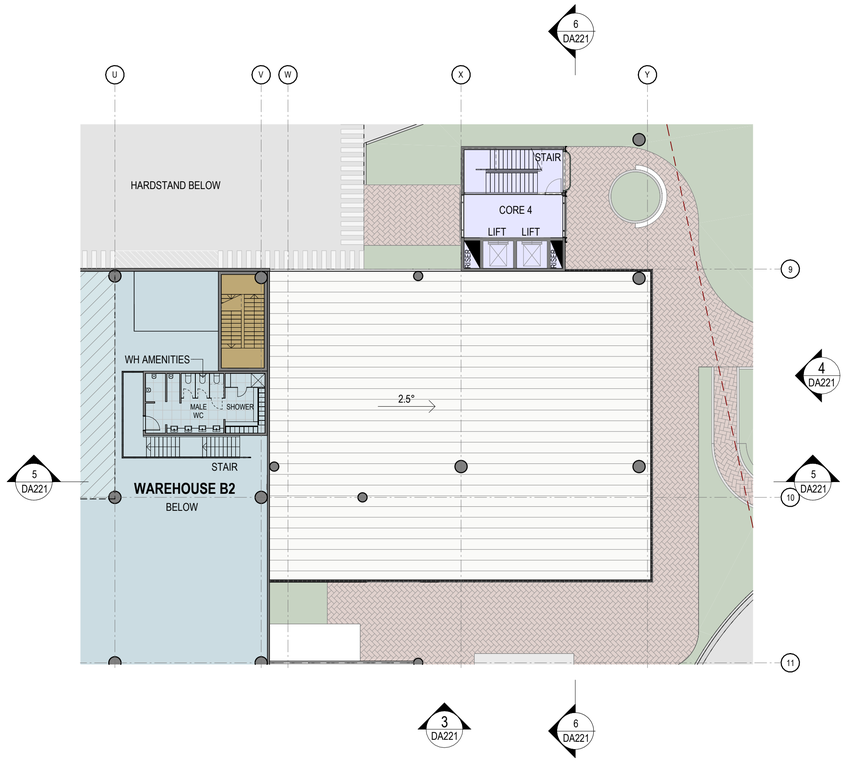

2 TENANCY B2 WARHEOUSE FLOOR PLAN AMENITIES MEZZ 1 : 200

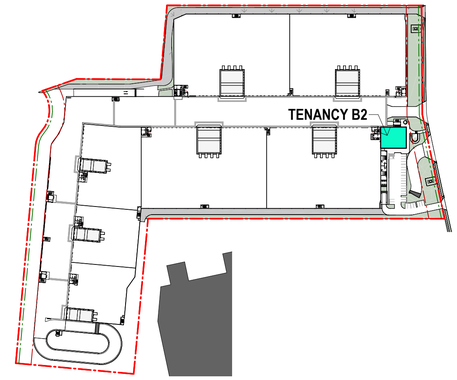

KEY PLAN - GF - TENANCY B2

NOTE:
ALL LEVELS ARE SUBJECT TO A +- 500mm VARIATION UPON CIVIL ENGINEERS FURTHER INSTRUCTIONS

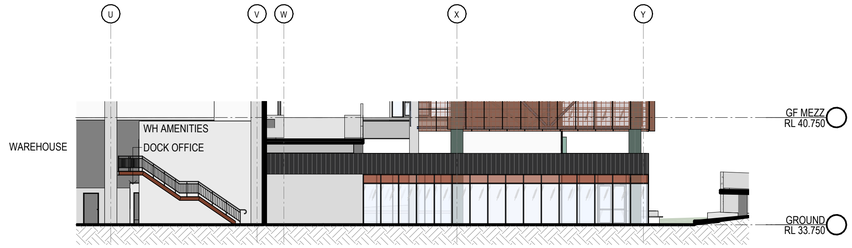

3 TENANCY B2 ELEVATION 1 1 : 200



4 TENANCY B2 ELEVATION 2 1 : 200

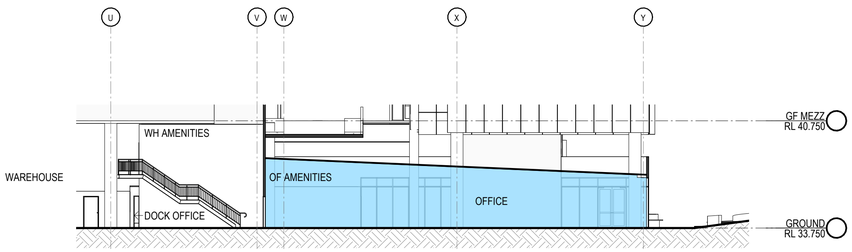

5 TENANCY B2 - SECTION 1 1 : 200

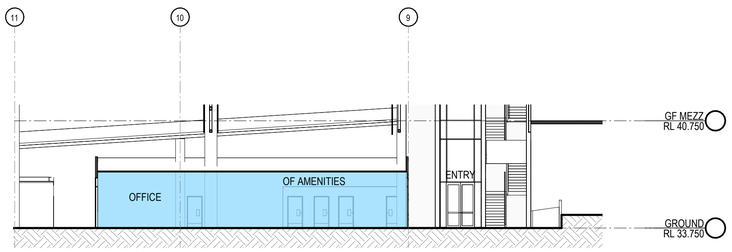

6 TENANCY B2 - SECTION 2 1 : 200



7 TENANCY B2 - 3D VIEW

COORDINATION

SBA ARCHITECTS
Commercial Industrial Residential Retail Interior Design
Phone: 02 9929 9988 Web: www.sboarch.com.au

#	DESCRIPTION	DATE
6	ISSUE FOR COORDINATION	31.05.2024
5	ISSUE FOR REVIEW	10.05.2024
4	ISSUE FOR REVIEW	01.05.2024
3	ISSUE FOR REVIEW	22.04.2024
2	ISSUE FOR REVIEW	08.04.2024
1	ISSUE FOR REVIEW	25.03.2024

CLIENT lendlease

PROPOSED MULTI-LEVEL INDUSTRIAL DEVELOPMENT

15-21 BRITTON STREET SMITHFIELD

THESE DESIGNS, PLANS & SPECIFICATIONS AND THE COPYRIGHT THEREIN ARE THE PROPERTY OF THE ARCHITECTAND MUST NOT BE USED, REPRODUCED OR COPIED WHOLLY OR IN PART WITHOUT THE WRITTEN PERMISSION OF THIS OFFICE.

FIGURED DIMENSIONS TO BE USED IN PREFERENCE TO SCALING. ALL DIMENSIONS TO BE CHECKED ONSITE.

THIS DOCUMENT NOT TO BE USED FOR CONSTRUCTION UNLESS SIGNED & ISSUED FOR CONSTRUCTION.

NORTH

TITLE
TENANCY B2

DATE	SCALE	PROJECT NO.	DWG NO.	REVISION
31.05.2024		22144	DA221	6

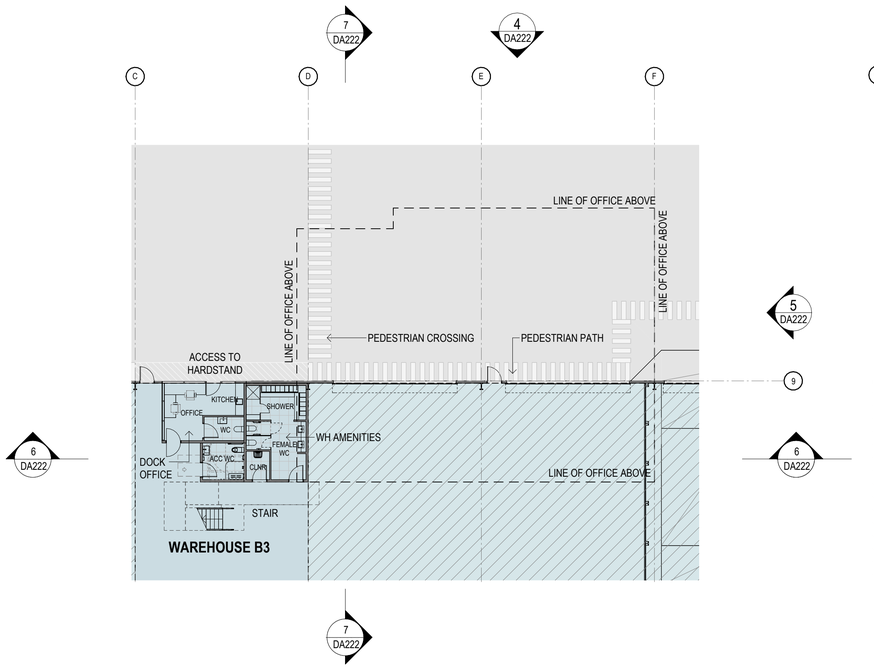

1 TENANCY B3 WARHEOUSE FLOOR PLAN 1 : 200

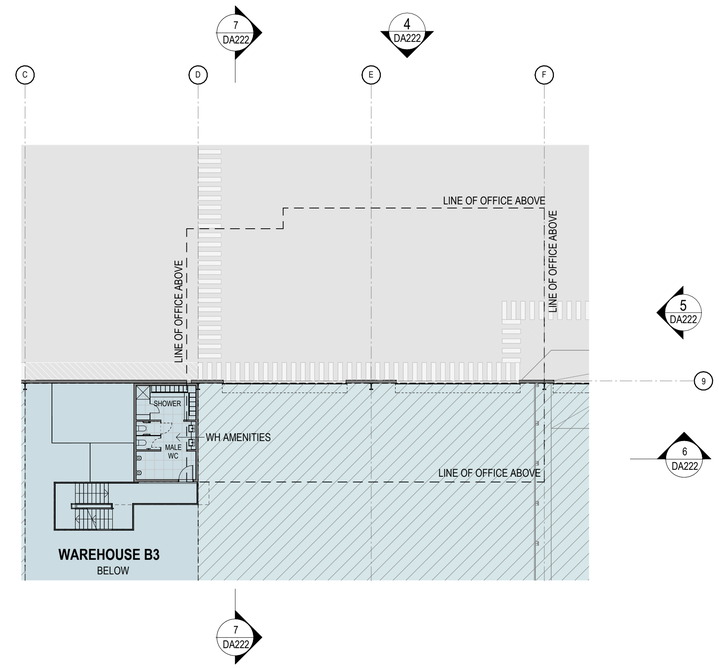

2 TENANCY B3 WARHEOUSE FLOOR PLAN AMENITIES MEZZ 1 : 200

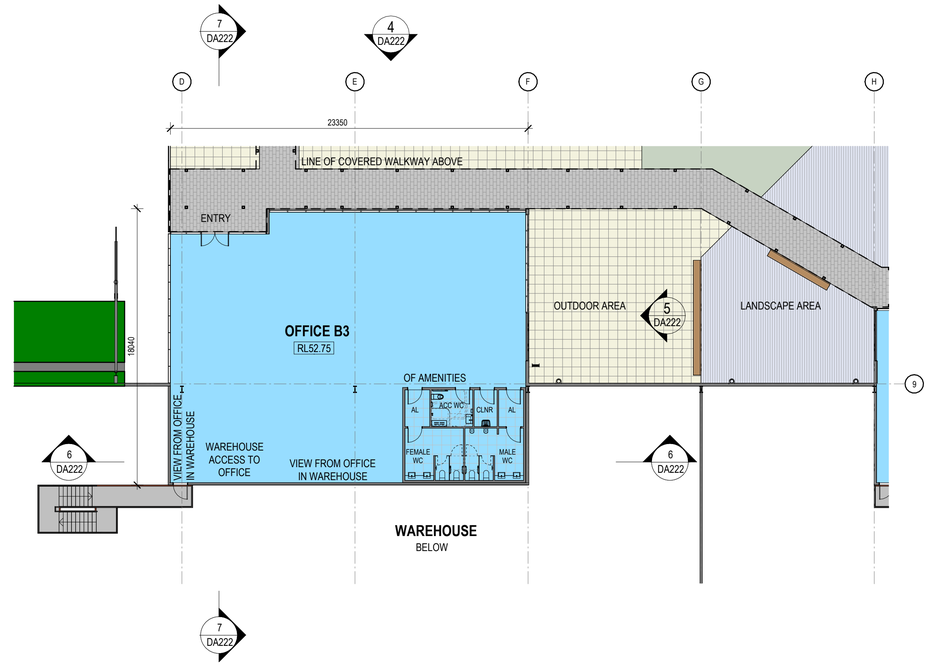

3 TENANCY B3 OFFICE FLOOR PLAN 1 : 200

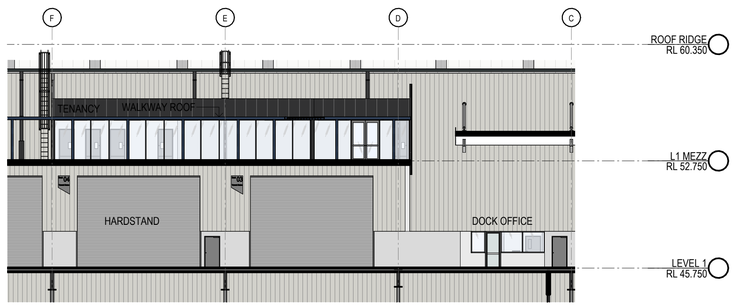

4 TENANCY B3 ELEVATION 1 1 : 200

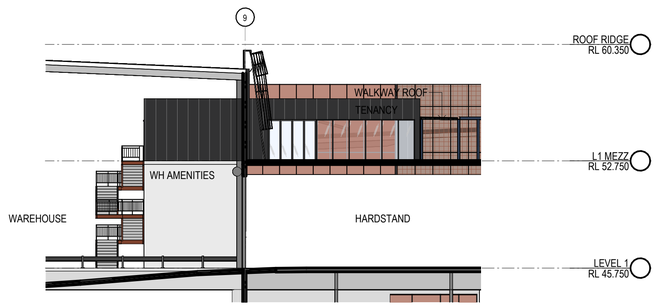

5 TENANCY B3 ELEVATION 2 1 : 200



8 TENANCY B3 - 3D VIEW

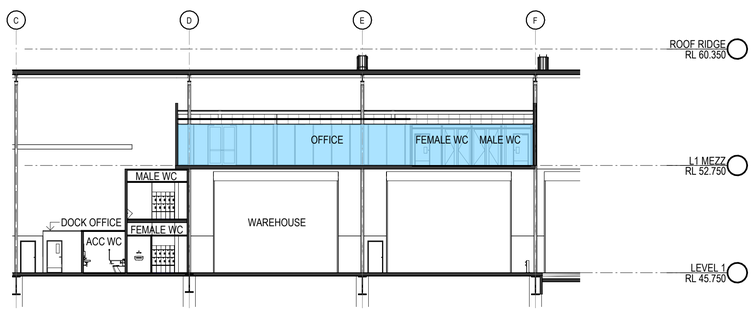

6 TENANCY B3 - SECTION 1 1 : 200

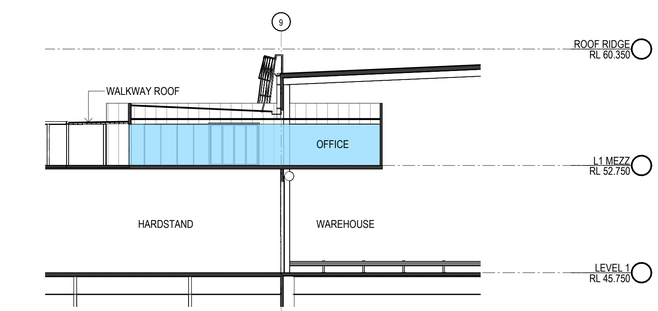

7 TENANCY B3 - SECTION 2 1 : 200

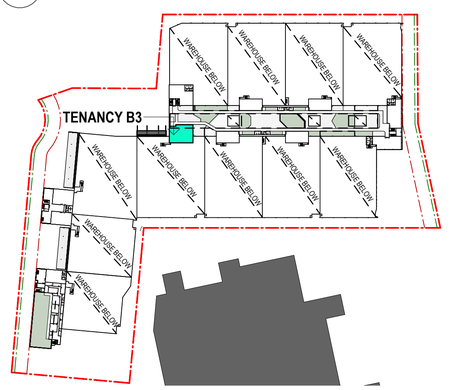

KEY PLAN - L1 MEZZ - TENANCY B3

NOTE:
ALL LEVELS ARE SUBJECT TO A +- 500mm VARIATION UPON CIVIL ENGINEERS FURTHER INSTRUCTIONS

COORDINATION

SBA ARCHITECTS
Commercial Industrial Residential Retail Interior Design
Phone: 02 9929 9988 Web: www.sbaarch.com.au

#	DESCRIPTION	DATE
6	ISSUE FOR COORDINATION	31.05.2024
5	ISSUE FOR REVIEW	10.05.2024
4	ISSUE FOR REVIEW	01.05.2024
3	ISSUE FOR REVIEW	22.04.2024
2	ISSUE FOR REVIEW	08.04.2024
1	ISSUE FOR REVIEW	26.03.2024

CLIENT lendlease

PROPOSED MULTI-LEVEL INDUSTRIAL DEVELOPMENT

15-21 BRITTON STREET SMITHFIELD

NORTH

THESE DESIGNS, PLANS & SPECIFICATIONS AND THE COPYRIGHT THEREIN ARE THE PROPERTY OF THE ARCHITECTAND MUST NOT BE USED, REPRODUCED OR COPIED WHOLLY OR IN PART WITHOUT THE WRITTEN PERMISSION OF THIS OFFICE.

FIGURED DIMENSIONS TO BE USED IN PREFERENCE TO SCALING. ALL DIMENSIONS TO BE CHECKED ONSITE.

THIS DOCUMENT NOT TO BE USED FOR CONSTRUCTION UNLESS SIGNED & ISSUED FOR CONSTRUCTION.

TITLE
TENANCY B3

DATE	SCALE	PROJECT NO.	DWG NO.	REVISION
31.05.2024		22144	DA222	6

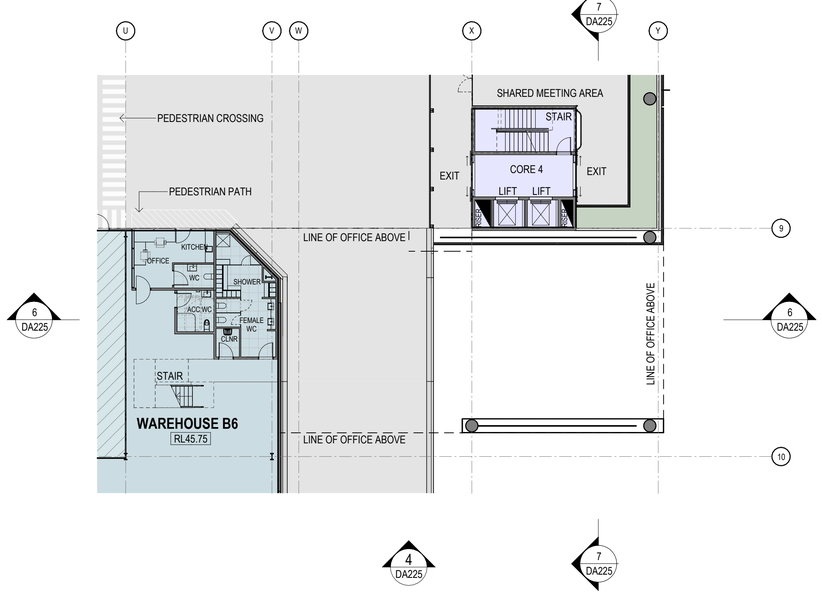

1 TENANCY B6 WARHEOUSE FLOOR PLAN 1 : 200

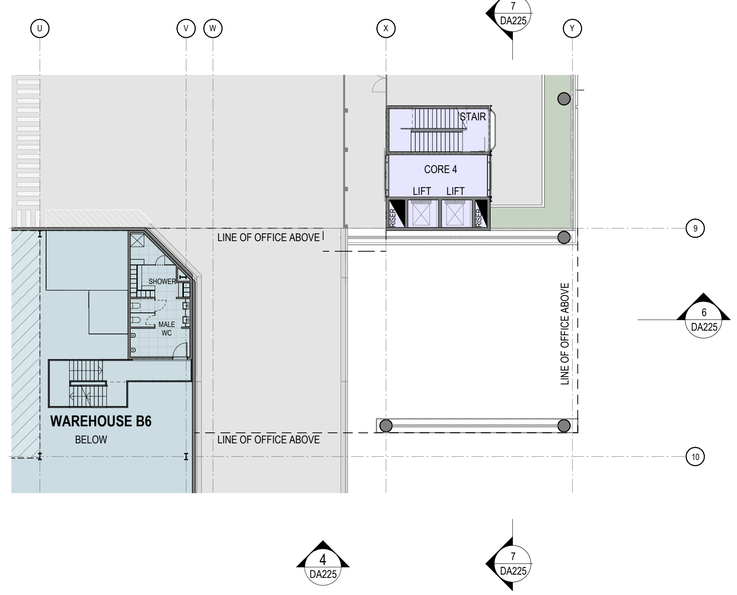

2 TENANCY B6 WARHEOUSE FLOOR PLAN AMENITIES MEZZ 1 : 200

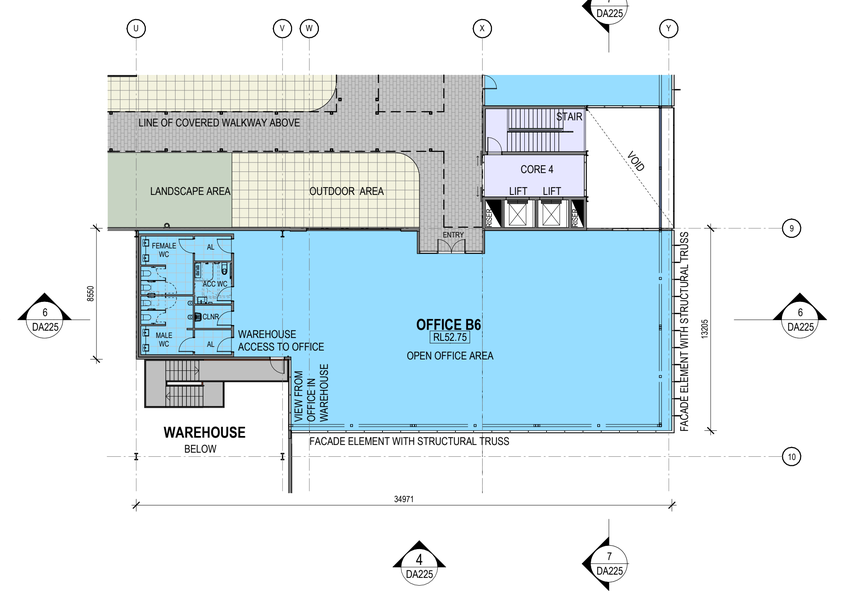

3 TENANCY B6 OFFICE FLOOR PLAN 1 : 200

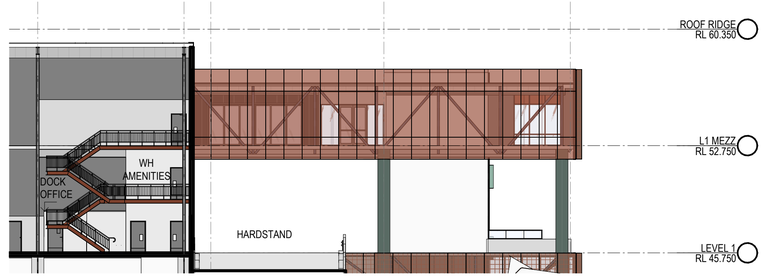

4 TENANCY B6 ELEVATION 1 1 : 200

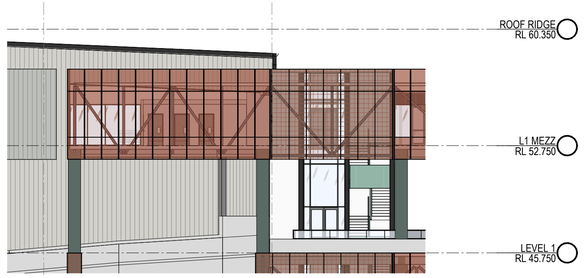

5 TENANCY B6 ELEVATION 2 1 : 200

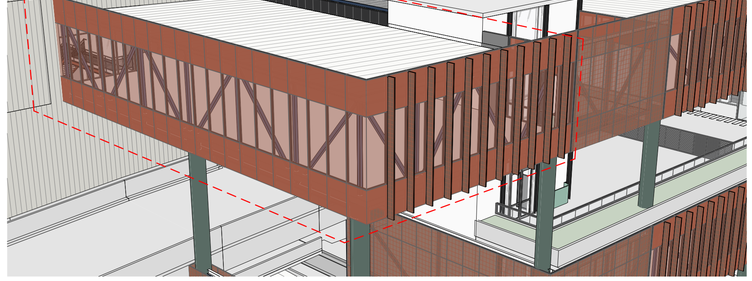

8 TENANCY B6 3D VIEW

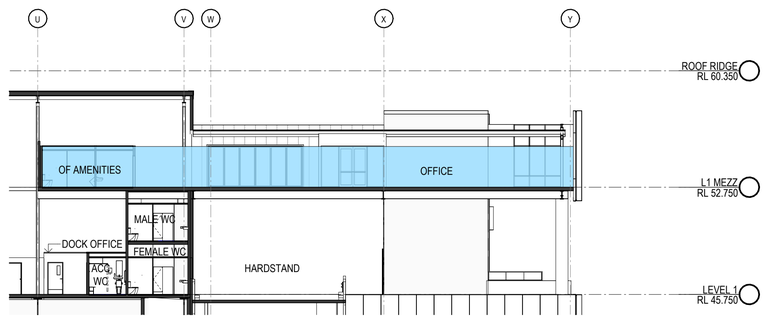

6 TENANCY B6 SECTION 1 1 : 200

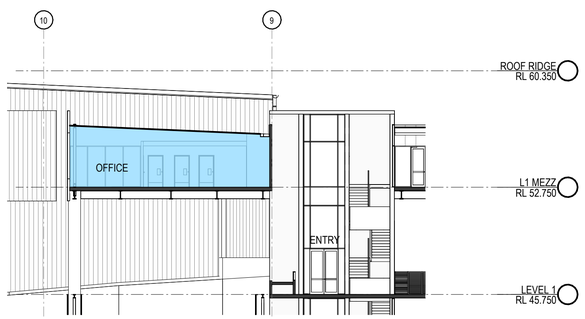

7 TENANCY B6 SECTION 2 1 : 200

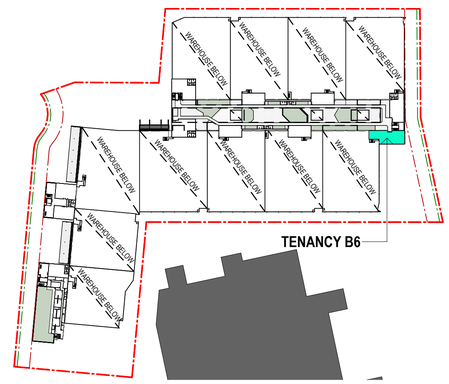

KEY PLAN - L1 MEZZ - TENANCY 6

NOTE:
ALL LEVELS ARE SUBJECT TO A +- 500mm VARIATION UPON CIVIL ENGINEERS FURTHER INSTRUCTIONS

COORDINATION

SBA ARCHITECTS
Commercial Industrial Residential Retail Interior Design
Phone: 02 9929 9988 Web: www.sbaarch.com.au

#	DESCRIPTION	DATE
8	ISSUE FOR COORDINATION	31.05.2024
7	ISSUE FOR REVIEW	10.05.2024
6	ISSUE FOR REVIEW	01.05.2024
5	ISSUE FOR REVIEW	22.04.2024
4	ISSUE FOR REVIEW	08.04.2024
3	ISSUE FOR REVIEW	26.03.2024
2	ISSUE FOR REVIEW	11.03.2024

CLIENT: lendlease

PROPOSED MULTI-LEVEL INDUSTRIAL DEVELOPMENT

15-21 BRITTON STREET SMITHFIELD

NORTH

THESE DESIGNS, PLANS & SPECIFICATIONS AND THE COPYRIGHT THEREIN ARE THE PROPERTY OF THE ARCHITECTAND MUST NOT BE USED, REPRODUCED OR COPIED WHOLLY OR IN PART WITHOUT THE WRITTEN PERMISSION OF THIS OFFICE.

FIGURED DIMENSIONS TO BE USED IN PREFERENCE TO SCALING. ALL DIMENSIONS TO BE CHECKED ONSITE.

THIS DOCUMENT NOT TO BE USED FOR CONSTRUCTION UNLESS SIGNED & ISSUED FOR CONSTRUCTION.

TITLE
TENANCY B6

DATE	SCALE	PROJECT NO.	DWG NO.	REVISION
31.05.2024		22144	DA225	8

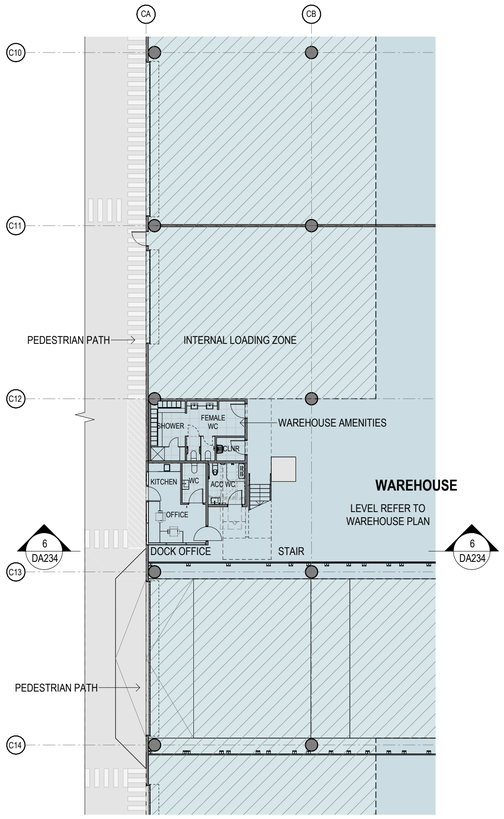

1 TYPICAL WAREHOUSE FLOOR PLAN 1 : 200

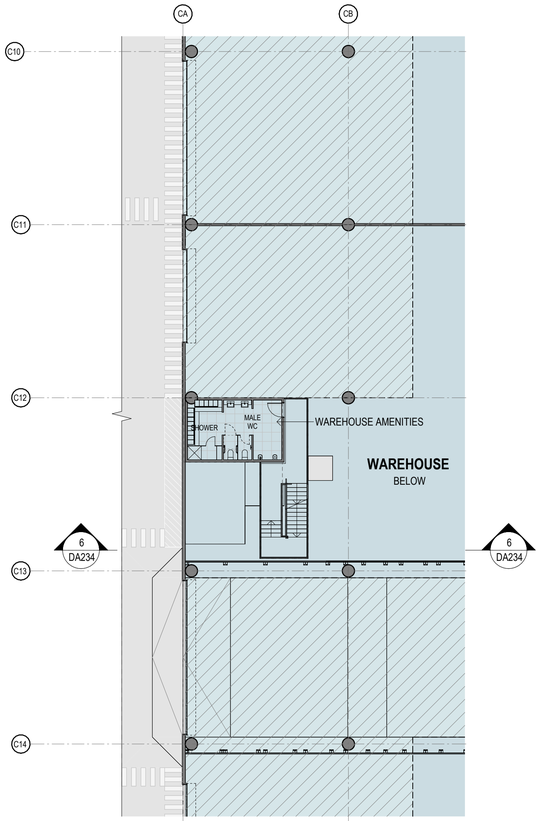

2 TYPICAL AMENITIES MEZZ FLOOR PLAN 1 : 200

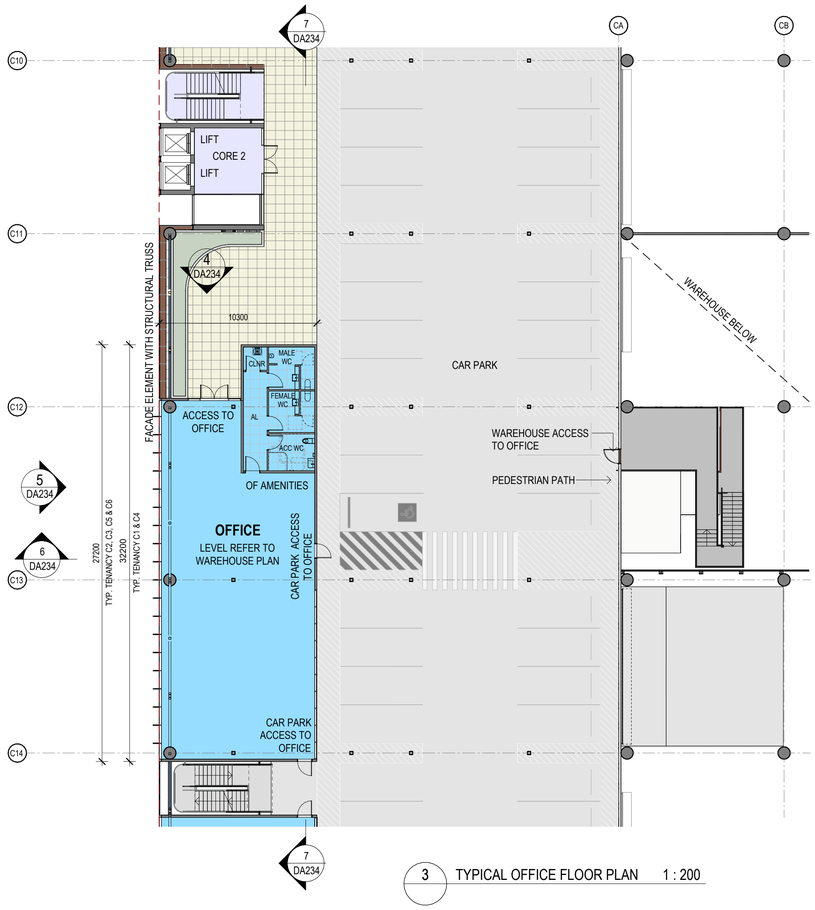

3 TYPICAL OFFICE FLOOR PLAN 1 : 200

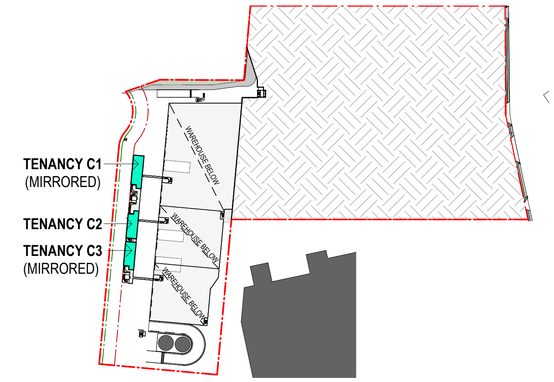

KEY PLAN - LOWER GROUND MEZZ - TENANCY C1 C2 C3

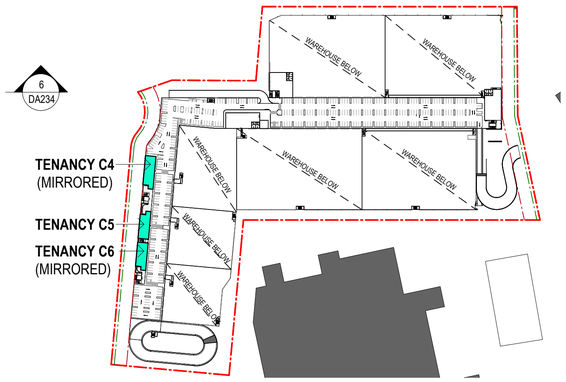

KEY PLAN - GROUND MEZZ - TENANCY C4 C5 C6

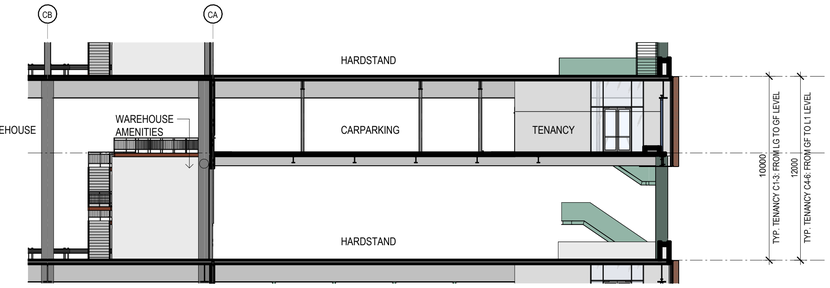

4 TYPICAL ELEVATION 1 1 : 200

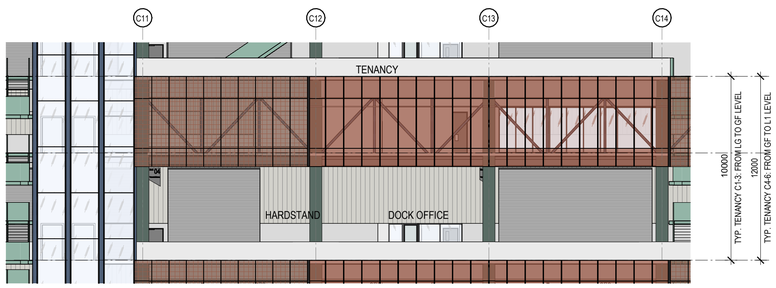

5 TYPICAL ELEVATION 2 1 : 200

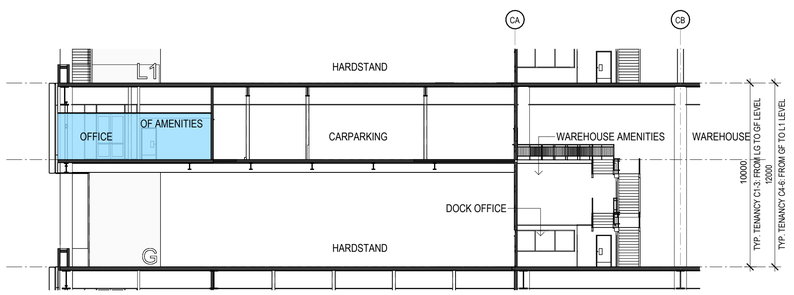

6 TYPICAL SECTION 1 1 : 200

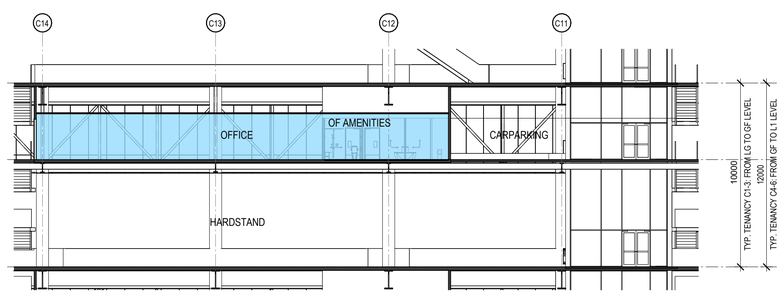

7 TYPICAL SECTION 2 1 : 200

NOTE:
ALL LEVELS ARE SUBJECT TO A +- 500mm VARIATION UPON CIVIL ENGINEERS FURTHER INSTRUCTIONS

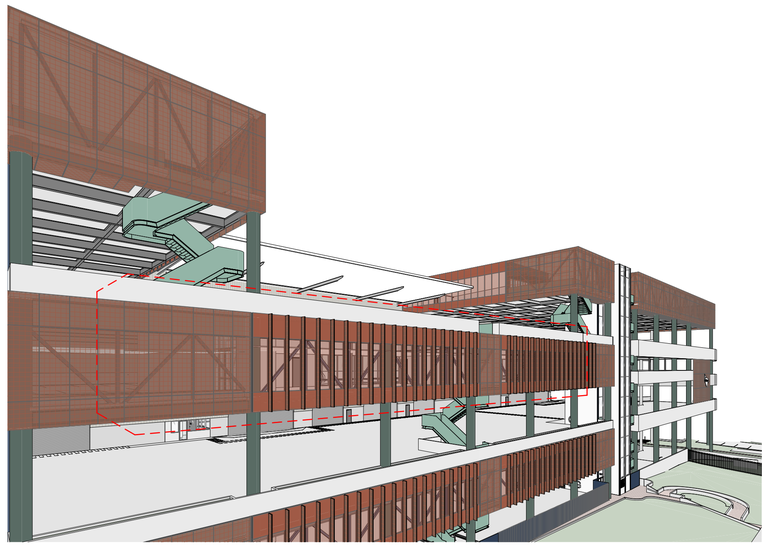

8 TENANCY - 3D VIEW TYPICAL

COORDINATION

SBA ARCHITECTS
Commercial Industrial Residential Retail Interior Design
Phone: 02 9929 9988 Web: www.sbaarch.com.au

#	DESCRIPTION	DATE
6	ISSUE FOR COORDINATION	31.05.2024
5	ISSUE FOR REVIEW	10.05.2024
4	ISSUE FOR REVIEW	01.05.2024
3	ISSUE FOR REVIEW	22.04.2024
2	ISSUE FOR REVIEW	08.04.2024
1	ISSUE FOR REVIEW	26.03.2024

CLIENT lendlease

PROPOSED MULTI-LEVEL INDUSTRIAL DEVELOPMENT

15-21 BRITTON STREET SMITHFIELD

NORTH

THESE DESIGNS, PLANS & SPECIFICATIONS AND THE COPYRIGHT THEREIN ARE THE PROPERTY OF THE ARCHITECTAND MUST NOT BE USED, REPRODUCED OR COPIED WHOLLY OR IN PART WITHOUT THE WRITTEN PERMISSION OF THIS OFFICE.

FIGURED DIMENSIONS TO BE USED IN PREFERENCE TO SCALING. ALL DIMENSIONS TO BE CHECKED ONSITE.

THIS DOCUMENT NOT TO BE USED FOR CONSTRUCTION UNLESS SIGNED & ISSUED FOR CONSTRUCTION.

TITLE
TENANCY TYPICAL C1-6

DATE	SCALE	PROJECT NO.	DWG NO.	REVISION
31.05.2024		22144	DA234	6



1 TYPICAL WARHEOUSE FLOOR PLAN 1 : 200

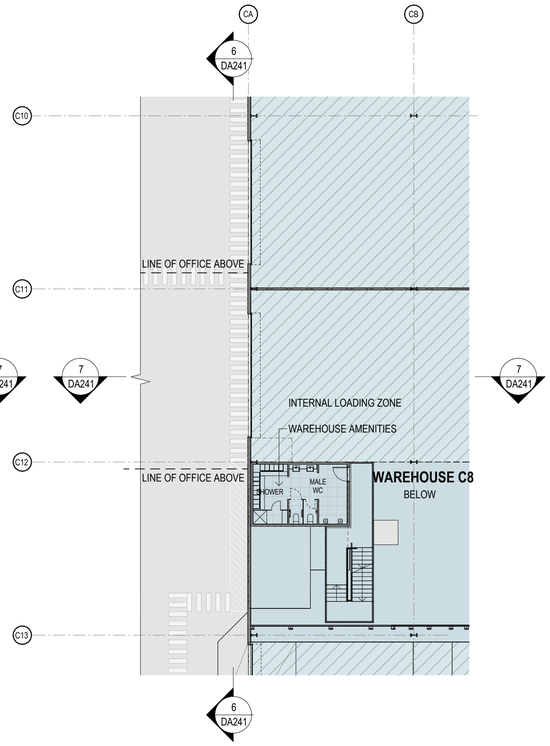

2 TYPICAL WARHEOUSE FLOOR PLAN AMENITIES MEZZ 1 : 200

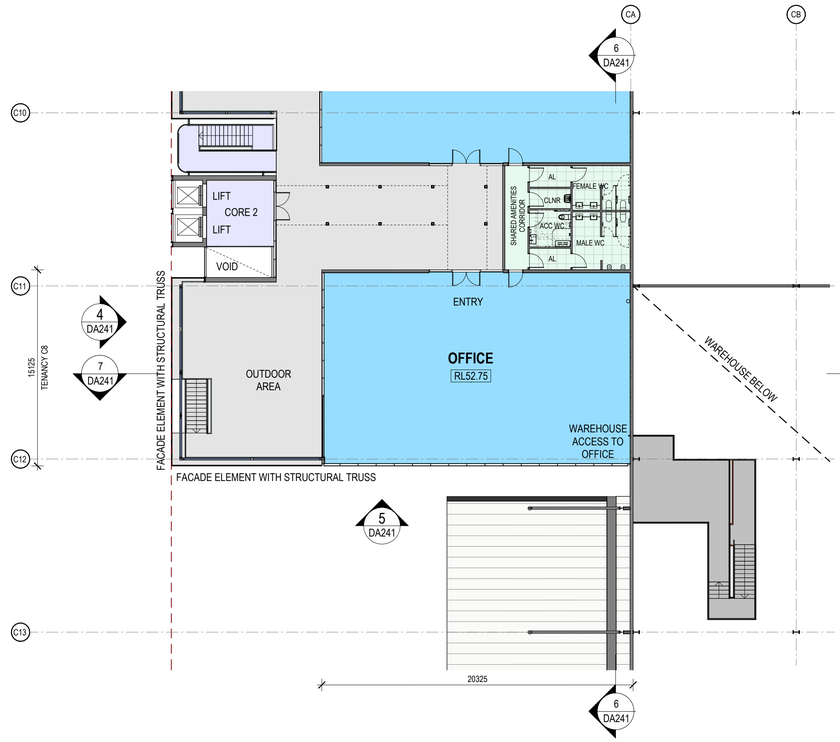

3 TYPICAL OFFICE FLOOR PLAN 1 : 200

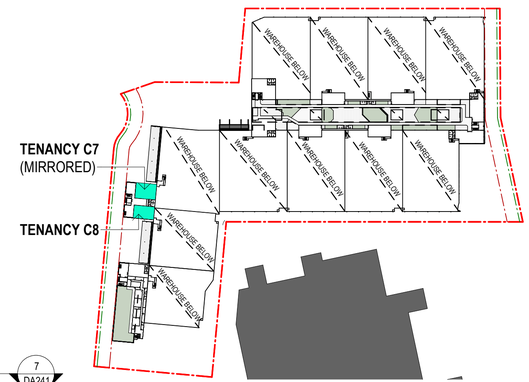

KEY PLAN - L1 MEZZ - TENANCY TYPICAL C7 - C8

NOTE:
ALL LEVELS ARE SUBJECT TO A +- 500mm VARIATION UPON CIVIL ENGINEERS FURTHER INSTRUCTIONS

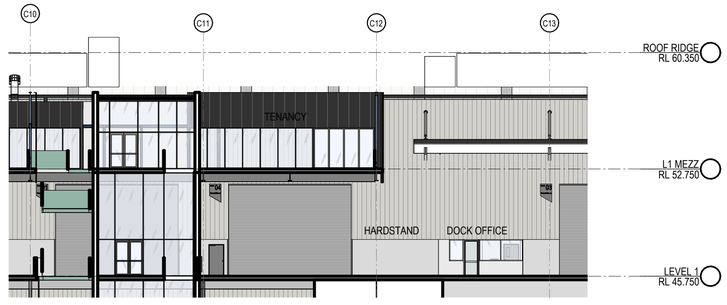

4 TYPICAL ELEVATION 1 1 : 200

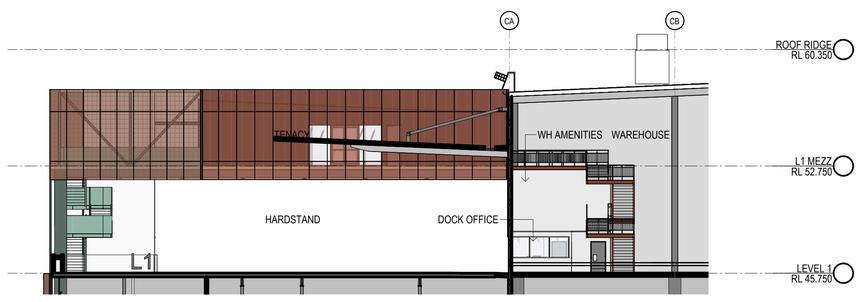

5 TYPICAL ELEVATION 2 1 : 200

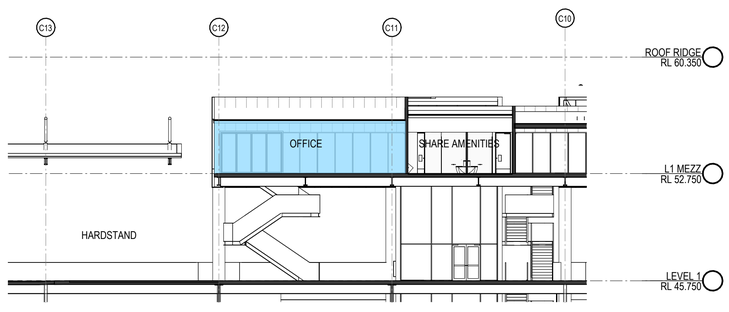

6 TYPICAL SECTION 1 1 : 200

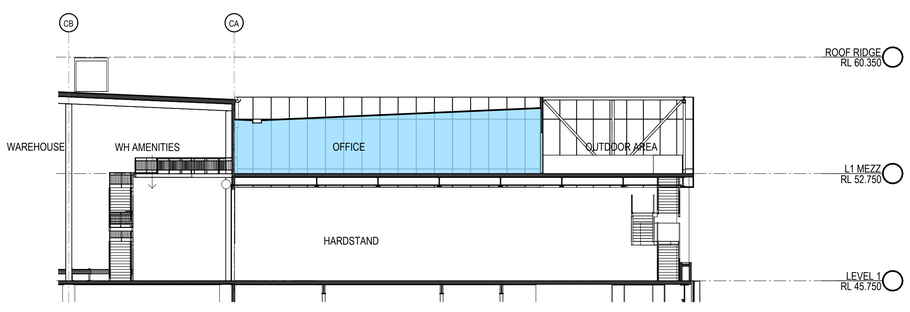

7 TYPICAL SECTION 2 1 : 200

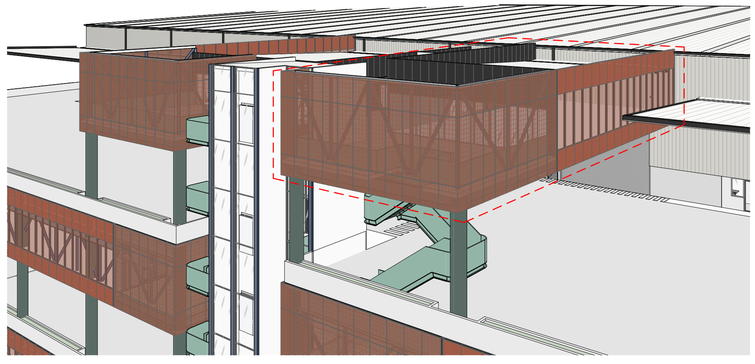

8 TENANCY C8 3D VIEW

COORDINATION

SBA ARCHITECTS
Commercial Industrial Residential Retail Interior Design
Phone: 02 9929 9988 Web: www.sbaarch.com.au

#	DESCRIPTION	DATE
6	ISSUE FOR COORDINATION	31.05.2024
5	ISSUE FOR REVIEW	10.05.2024
4	ISSUE FOR REVIEW	01.05.2024
3	ISSUE FOR REVIEW	22.04.2024
2	ISSUE FOR REVIEW	08.04.2024
1	ISSUE FOR REVIEW	29.03.2024

CLIENT
lendlease

PROPOSED MULTI-LEVEL INDUSTRIAL DEVELOPMENT

15-21 BRITTON STREET SMITHFIELD

NORTH

THESE DESIGNS, PLANS & SPECIFICATIONS AND THE COPYRIGHT THEREIN ARE THE PROPERTY OF THE ARCHITECTAND MUST NOT BE USED, REPRODUCED OR COPIED WHOLLY OR IN PART WITHOUT THE WRITTEN PERMISSION OF THIS OFFICE.

FIGURED DIMENSIONS TO BE USED IN PREFERENCE TO SCALING. ALL DIMENSIONS TO BE CHECKED ONSITE.

THIS DOCUMENT NOT TO BE USED FOR CONSTRUCTION UNLESS SIGNED & ISSUED FOR CONSTRUCTION.

TITLE
TENANCY TYPICAL C7-8

DATE	SCALE	PROJECT NO.	DWG NO.	REVISION
31.05.2024		22144	DA241	6

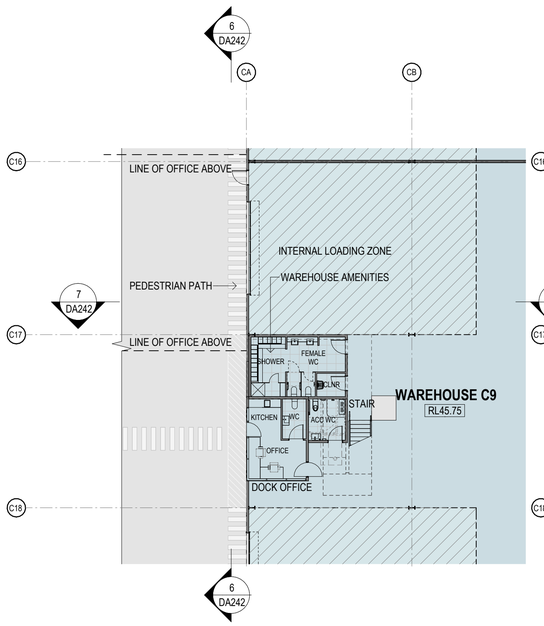

1 TENANCY C9 WARHEOUSE FLOOR PLAN 1 : 200

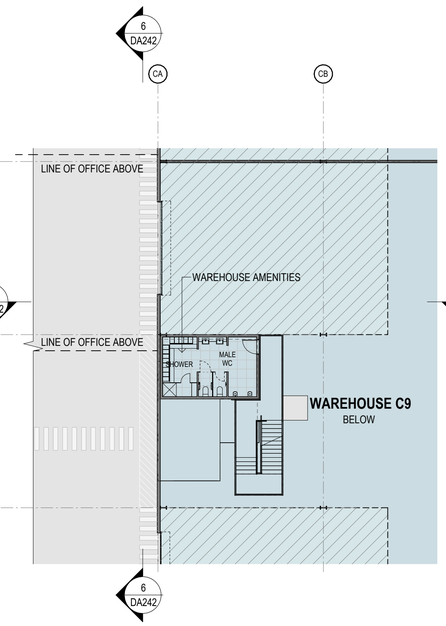

2 TENANCY C9 WARHEOUSE FLOOR PLAN AMENITIES MEZZ 1 : 200

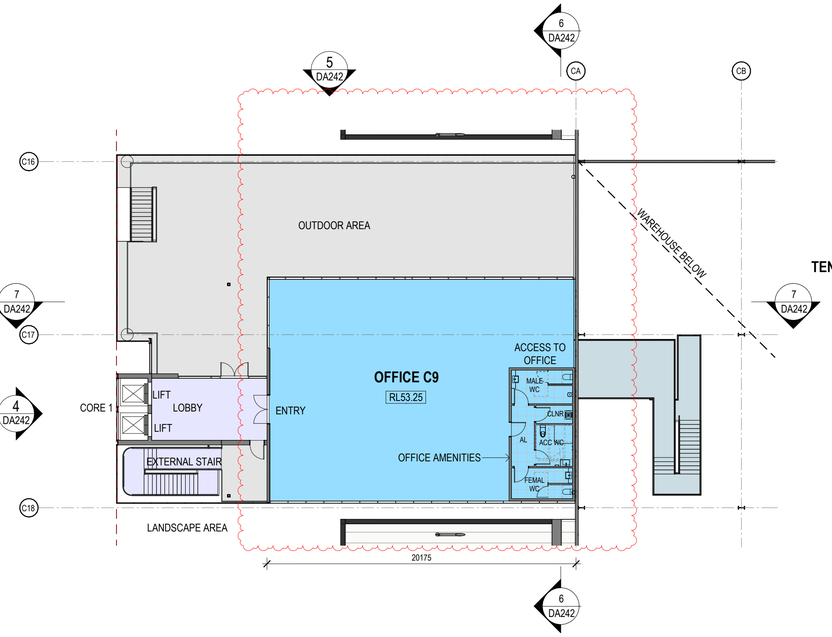

3 TENANCY C9 OFFICE FLOOR PLAN 1 : 200

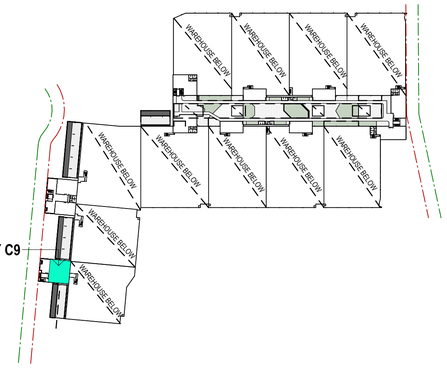

KEY PLAN - L1 MEZZ - TENANCY TYPICAL C9

NOTE:
ALL LEVELS ARE SUBJECT TO A +- 500mm VARIATION UPON CIVIL ENGINEERS FURTHER INSTRUCTIONS

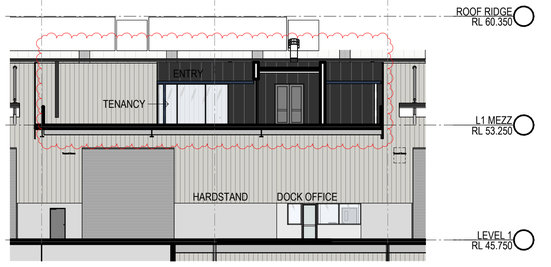

4 TENANCY C9 ELEVATION 1 1 : 200

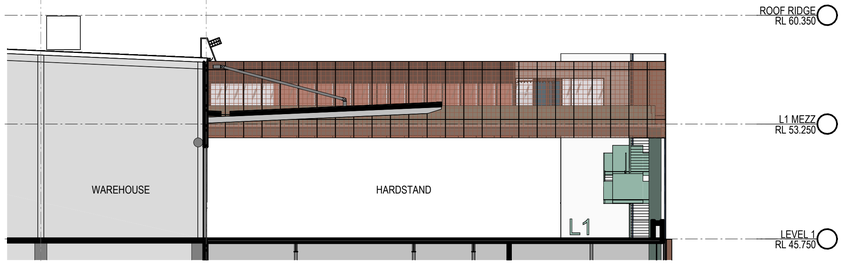

5 TENANCY C9 ELEVATION 2 1 : 200

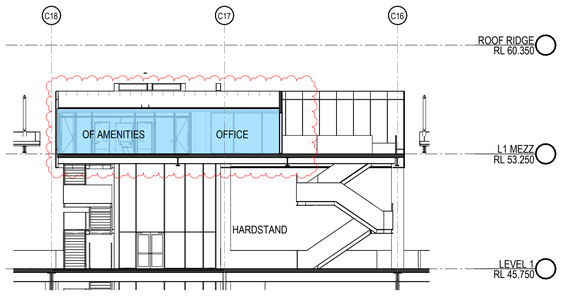

6 TENANCY C9 SECTION 1 1 : 200

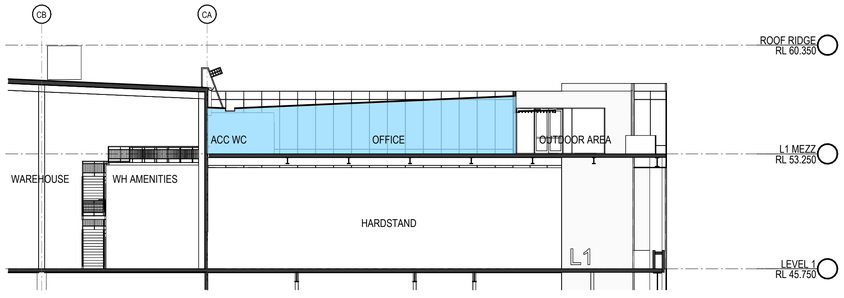

7 TENANCY C9 SECTION 2 1 : 200

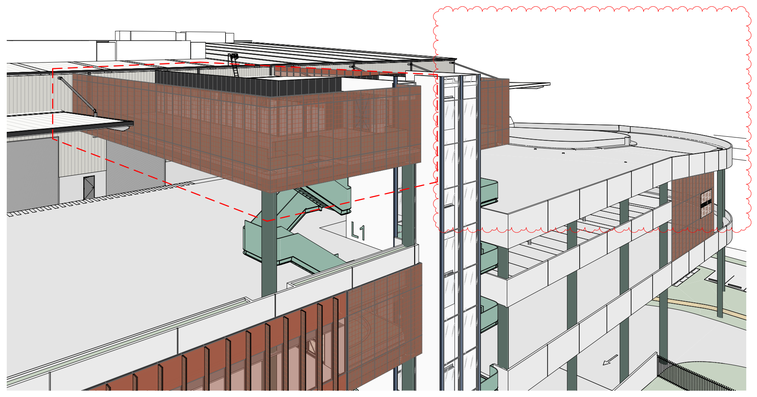

8 TENANCY C9 3D VIEW

ISSUE FOR SSDA

SBA ARCHITECTS
Commercial Industrial Residential Retail Interior Design
Phone: 02 9929 9988 Web: www.sboarch.com.au

#	DESCRIPTION	DATE
6	ISSUE FOR REVIEW	22.10.2024
5	ISSUE FOR SSDA	08.07.2024
4	ISSUE FOR COORDINATION	31.05.2024
3	ISSUE FOR REVIEW	10.05.2024
2	ISSUE FOR REVIEW	01.05.2024
1	ISSUE FOR REVIEW	22.04.2024

CLIENT lendlease

PROPOSED MULTI-LEVEL INDUSTRIAL DEVELOPMENT

15-21 BRITTON STREET SMITHFIELD

NORTH

THESE DESIGNS, PLANS & SPECIFICATIONS AND THE COPYRIGHT THEREIN ARE THE PROPERTY OF THE ARCHITECTAND MUST NOT BE USED, REPRODUCED OR COPIED WHOLLY OR IN PART WITHOUT THE WRITTEN PERMISSION OF THIS OFFICE.

FIGURED DIMENSIONS TO BE USED IN PREFERENCE TO SCALING. ALL DIMENSIONS TO BE CHECKED ONSITE.

THIS DOCUMENT NOT TO BE USED FOR CONSTRUCTION UNLESS SIGNED & ISSUED FOR CONSTRUCTION.

TITLE
TENANCY C9

DATE	SCALE	PROJECT NO.	DWG NO.	REVISION
22.10.2024		22144	DA242	6

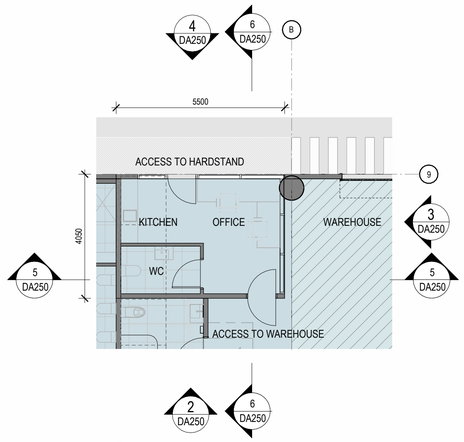

1 DOCK OFFICE - GF PLAN 1 : 100

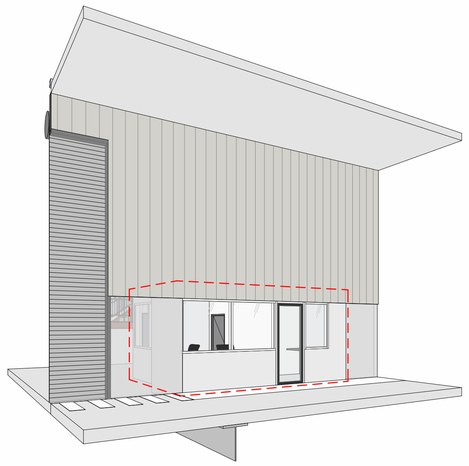

7 DOCK OFFICE - 3D VIEW TYPICAL

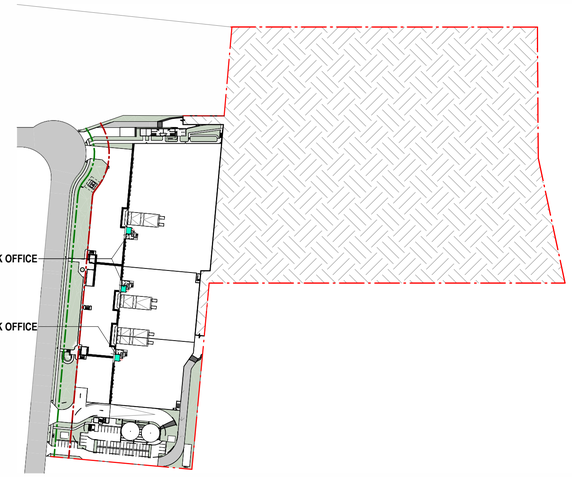

KEY PLAN - LOWER GROUND

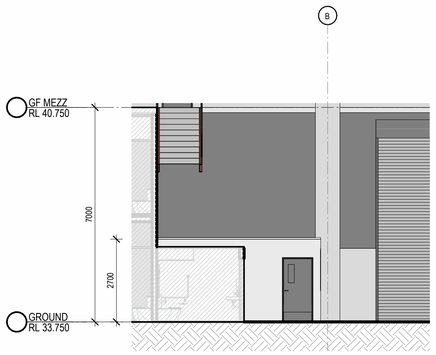

2 DOCK OFFICE - ELEVATION 1 - TYPICAL 1 : 100

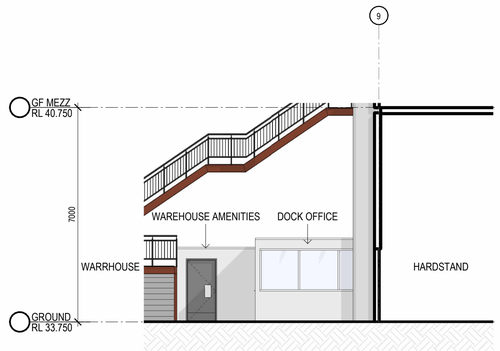

3 DOCK OFFICE - ELEVATION 2 - TYPICAL 1 : 100

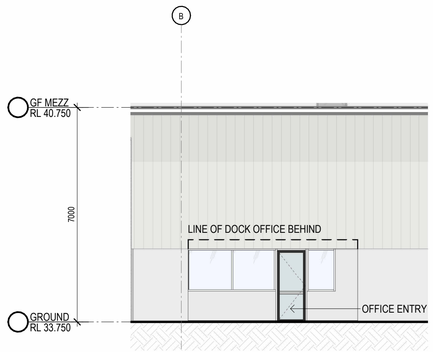

4 DOCK OFFICE - ELEVATION 3 - TYPICAL 1 : 100

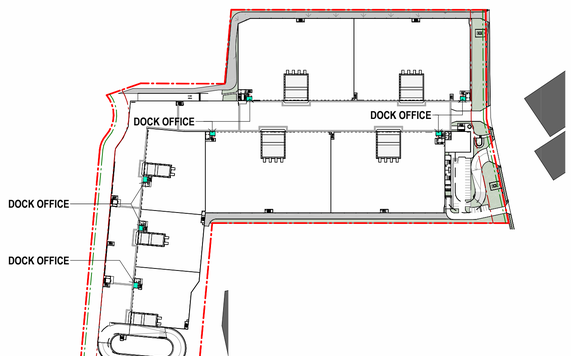

KEY PLAN - GROUND

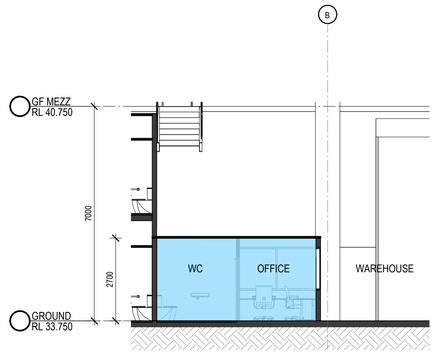

5 DOCK OFFICE - SECTION 1 - TYPICAL 1 : 100

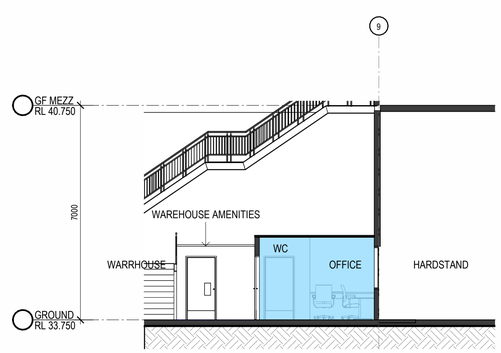

6 DOCK OFFICE - SECTION 2 - TYPICAL 1 : 100

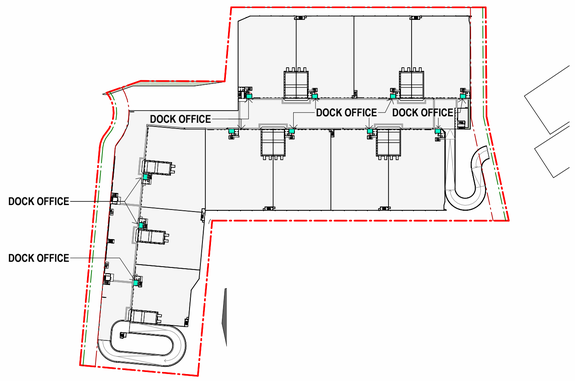

KEY PLAN - LEVEL 1

NOTE:
ALL LEVELS ARE SUBJECT TO A +- 500mm VARIATION UPON CIVIL ENGINEERS FURTHER INSTRUCTIONS

COORDINATION

SBA ARCHITECTS
Commercial Industrial Residential Retail Interior Design
Phone: 02 9929 9988 Web: www.sbaarch.com.au

#	DESCRIPTION	DATE
7	ISSUE FOR COORDINATION	31.05.2024
6	ISSUE FOR REVIEW	10.05.2024
5	ISSUE FOR REVIEW	22.04.2024
4	ISSUE FOR REVIEW	08.04.2024
3	ISSUE FOR REVIEW	25.03.2024
2	ISSUE FOR REVIEW	11.03.2024
1	ISSUE FOR REVIEW	26.02.2024

CLIENT lendlease

PROPOSED MULTI-LEVEL INDUSTRIAL DEVELOPMENT

15-21 BRITTON STREET SMITHFIELD

NORTH

THESE DESIGNS, PLANS & SPECIFICATIONS AND THE COPYRIGHT THEREIN ARE THE PROPERTY OF THE ARCHITECTAND MUST NOT BE USED, REPRODUCED OR COPIED WHOLLY OR IN PART WITHOUT THE WRITTEN PERMISSION OF THIS OFFICE.

FIGURED DIMENSIONS TO BE USED IN PREFERENCE TO SCALING. ALL DIMENSIONS TO BE CHECKED ONSITE.

THIS DOCUMENT NOT TO BE USED FOR CONSTRUCTION UNLESS SIGNED & ISSUED FOR CONSTRUCTION.

TITLE
DOCK OFFICE TYPICAL

DATE	SCALE	PROJECT NO.	DWG NO.	REVISION
31.05.2024		22144	DA250	7

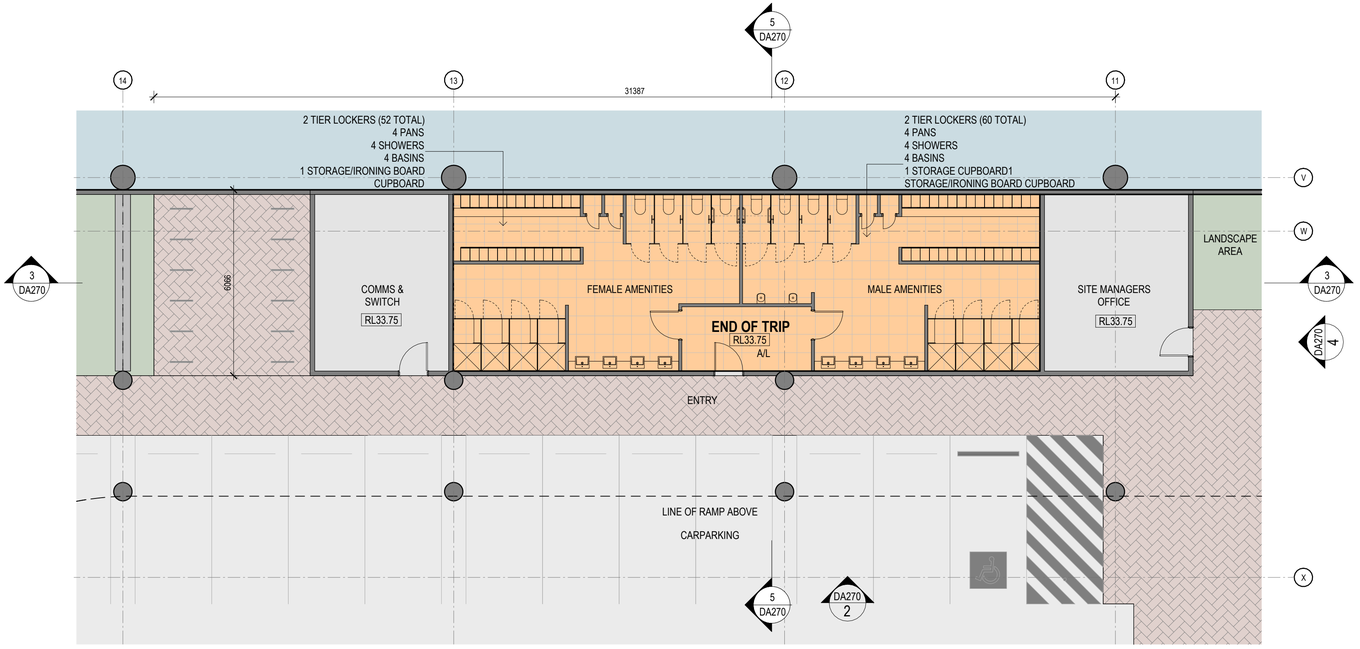

1 GF EOT PLAN 1 : 100

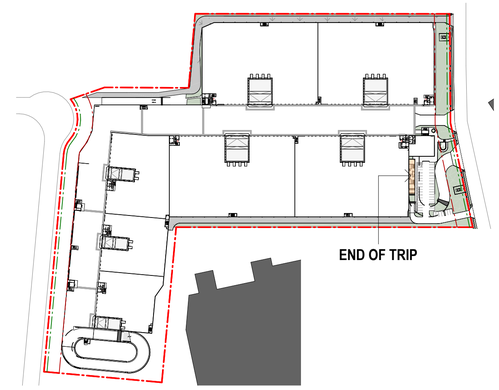

KEY PLAN - GROUND - END OF TRIP

NOTE:
ALL LEVELS ARE SUBJECT TO A +- 500mm VARIATION UPON CIVIL ENGINEERS FURTHER INSTRUCTIONS

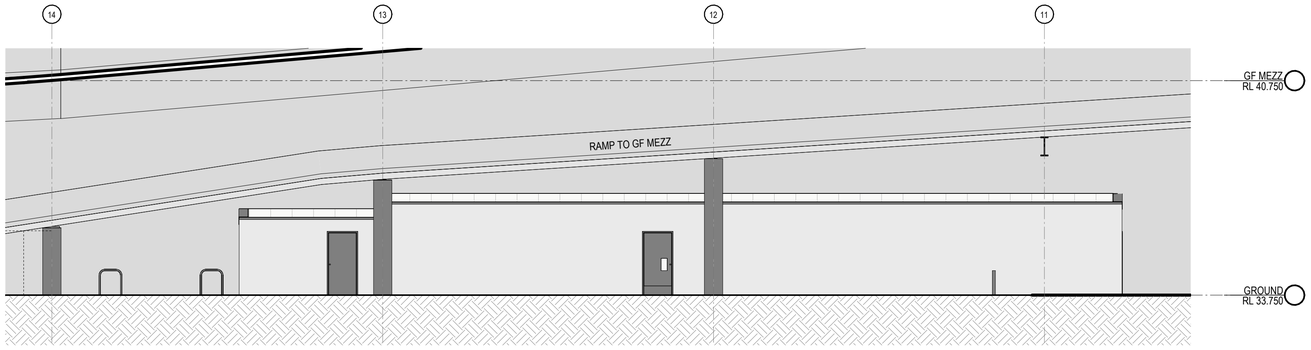

2 GF EOT- ELEVATION 1 1 : 100

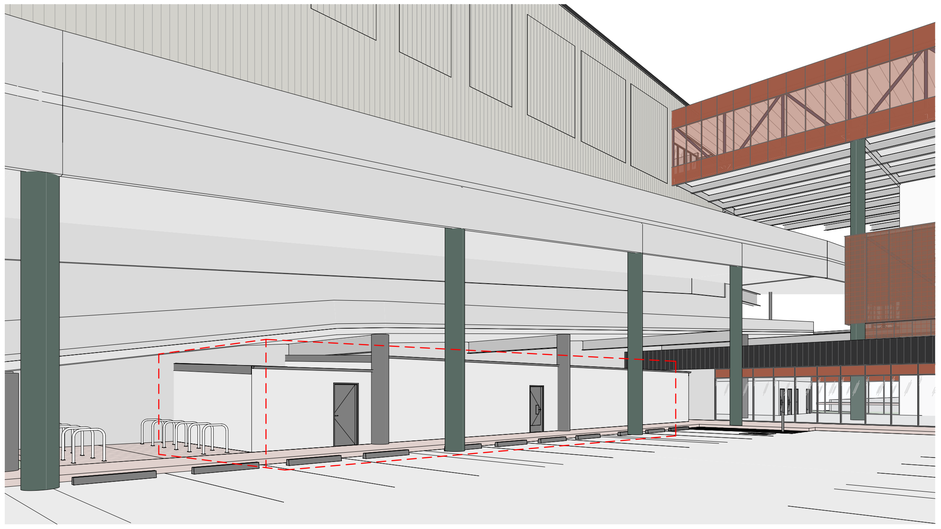

6 GF EOT - 3D VIEW

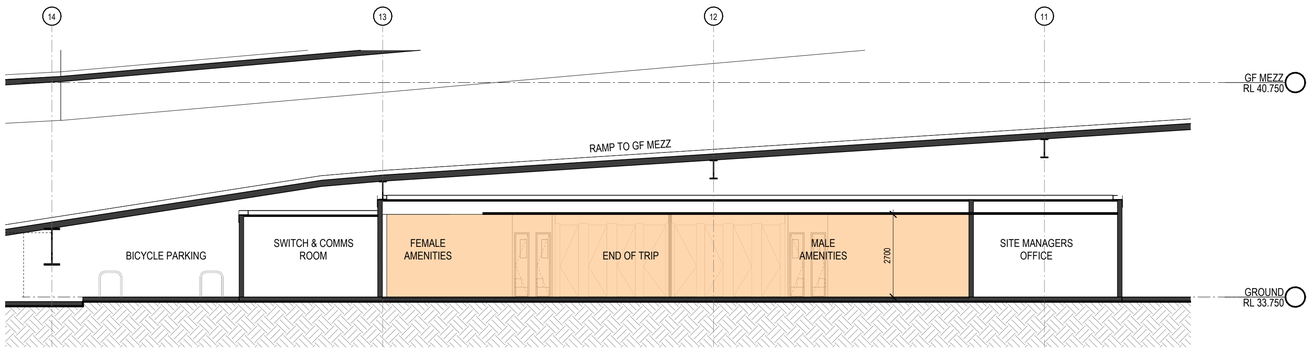

3 GF EOT - SECTION 1 1 : 100

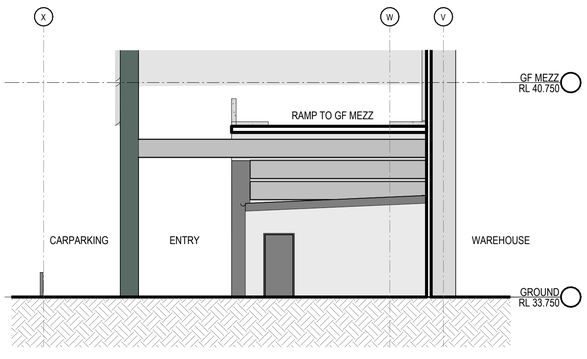

4 GF EOT ELEVATION 2 1 : 100

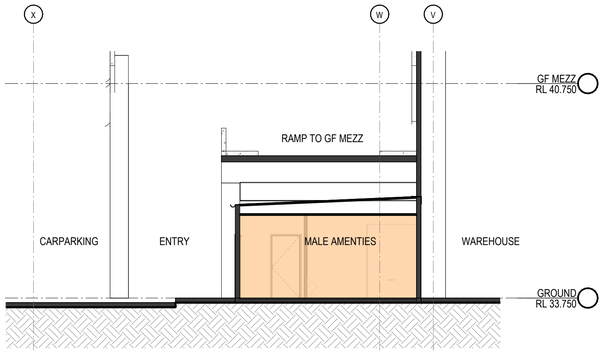

5 GF EOT - SECTION 2 1 : 100

COORDINATION

SBA ARCHITECTS
Commercial Industrial Residential Retail Interior Design
Phone: 02 9929 9988 Web: www.sbaarch.com.au

#	DESCRIPTION	DATE
7	ISSUE FOR COORDINATION	31.05.2024
6	ISSUE FOR REVIEW	10.05.2024
5	ISSUE FOR REVIEW	22.04.2024
4	ISSUE FOR REVIEW	15.04.2024
3	ISSUE FOR REVIEW	08.04.2024
2	ISSUE FOR REVIEW	26.03.2024
1	ISSUE FOR REVIEW	11.03.2024

CLIENT lendlease

PROPOSED MULTI-LEVEL INDUSTRIAL DEVELOPMENT

15-21 BRITTON STREET SMITHFIELD

NORTH

THESE DESIGNS, PLANS & SPECIFICATIONS AND THE COPYRIGHT THEREIN ARE THE PROPERTY OF THE ARCHITECTAND MUST NOT BE USED, REPRODUCED OR COPIED WHOLLY OR IN PART WITHOUT THE WRITTEN PERMISSION OF THIS OFFICE.

FIGURED DIMENSIONS TO BE USED IN PREFERENCE TO SCALING. ALL DIMENSIONS TO BE CHECKED ONSITE.

THIS DOCUMENT NOT TO BE USED FOR CONSTRUCTION UNLESS SIGNED & ISSUED FOR CONSTRUCTION.

TITLE
END OF TRIP PERCIVAL ST

DATE	SCALE	PROJECT NO.	DWG NO.	REVISION
31.05.2024		22144	DA270	7

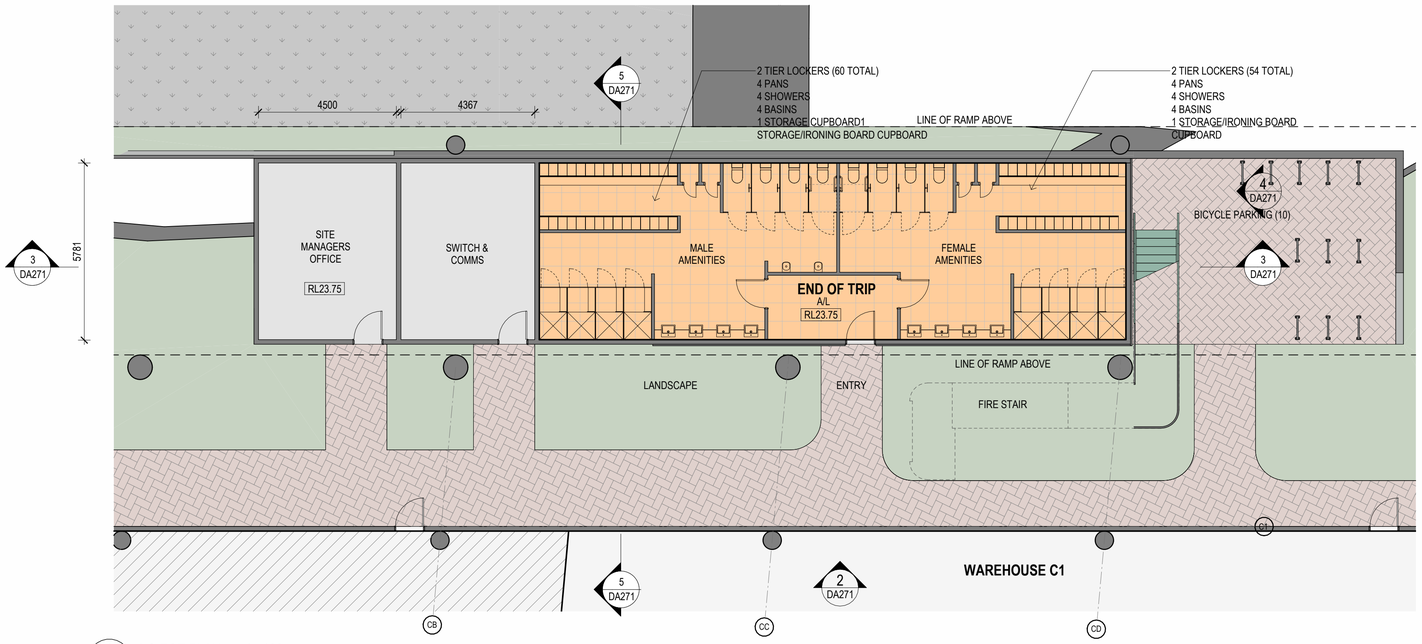

1 LG EOT PLAN 1 : 100

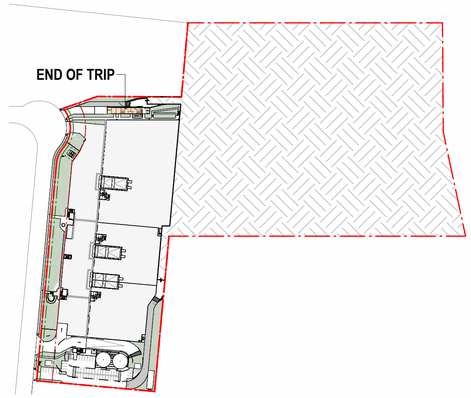

KEY PLAN - LOWER GROUND EOT

NOTE:
ALL LEVELS ARE SUBJECT TO A +- 500mm VARIATION UPON CIVIL ENGINEERS FURTHER INSTRUCTIONS

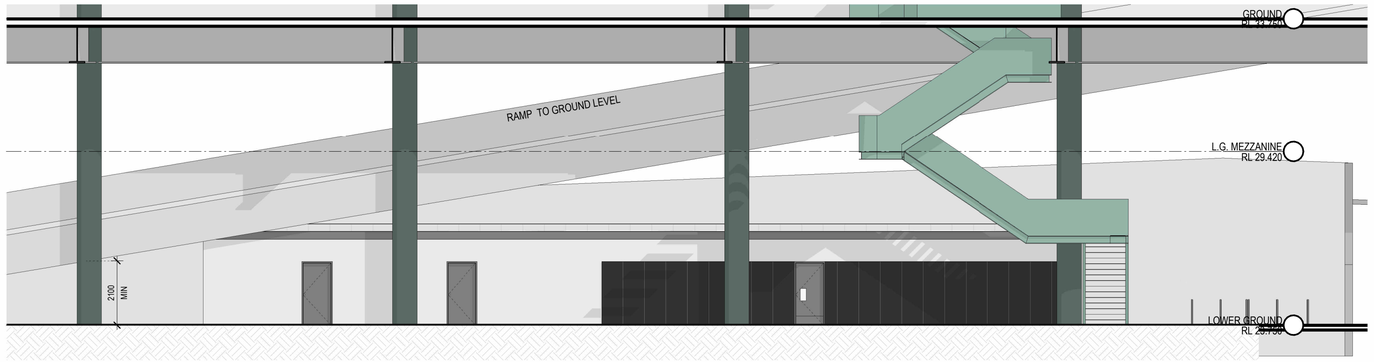

2 LG EOT ELEVATION 1 1 : 100

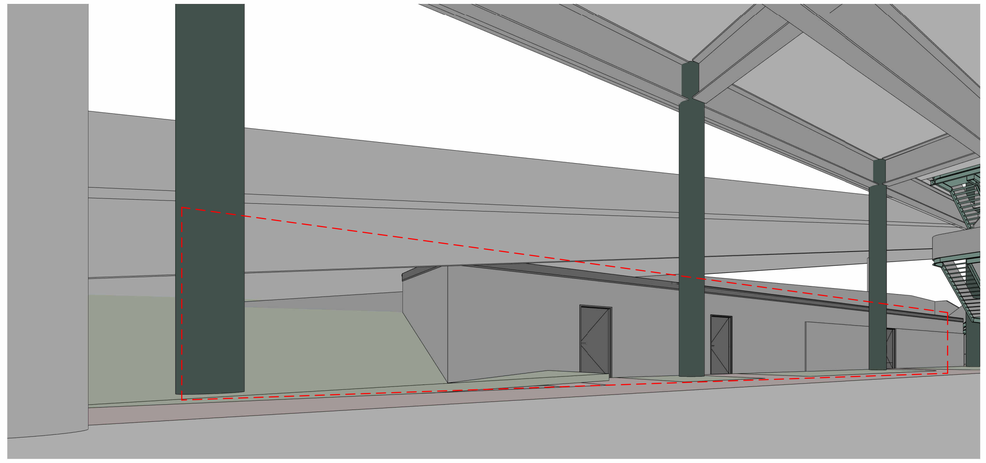

7 LG 3D VIEW EOT - PERCIVAL ROAD

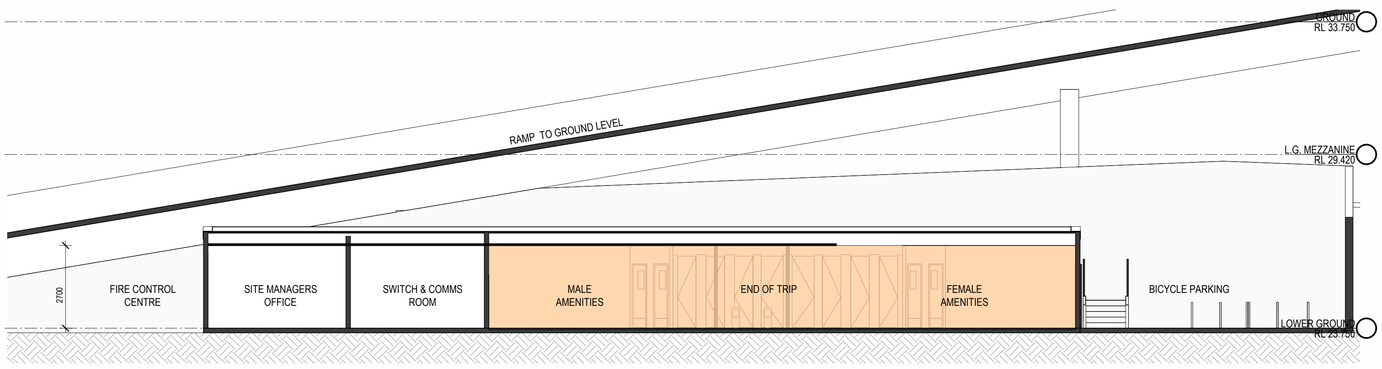

3 LG EOT SECTION 1 1 : 100

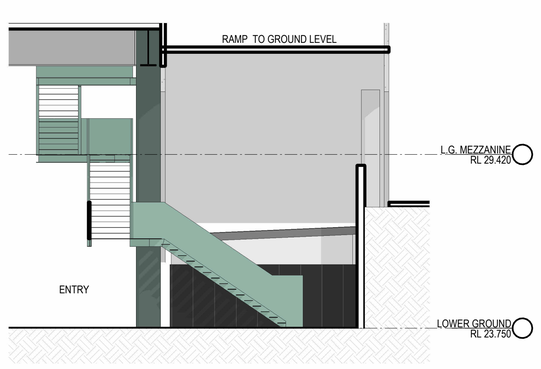

4 LG EOT ELEVATION 2 1 : 100

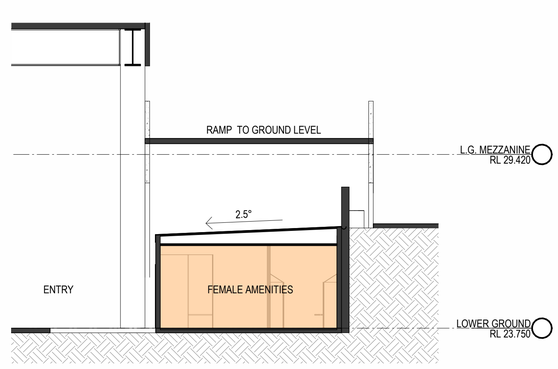

5 LG EOT SECTION 2 1 : 100

COORDINATION

SBA ARCHITECTS
Commercial Industrial Residential Retail Interior Design
Phone: 02 9929 9988 Web: www.sbaarch.com.au

#	DESCRIPTION	DATE
9	ISSUE FOR COORDINATION	31.05.2024
8	ISSUE FOR REVIEW	17.05.2024
7	ISSUE FOR REVIEW	10.05.2024
6	ISSUE FOR REVIEW	01.05.2024
5	ISSUE FOR REVIEW	22.04.2024
4	ISSUE FOR REVIEW	15.04.2024
3	ISSUE FOR REVIEW	08.04.2024

CLIENT
lendlease

PROPOSED MULTI-LEVEL INDUSTRIAL DEVELOPMENT

15-21 BRITTON STREET SMITHFIELD

NORTH

THESE DESIGNS, PLANS & SPECIFICATIONS AND THE COPYRIGHT THEREIN ARE THE PROPERTY OF THE ARCHITECTAND MUST NOT BE USED, REPRODUCED OR COPIED WHOLLY OR IN PART WITHOUT THE WRITTEN PERMISSION OF THIS OFFICE.

FIGURED DIMENSIONS TO BE USED IN PREFERENCE TO SCALING. ALL DIMENSIONS TO BE CHECKED ONSITE.

THIS DOCUMENT NOT TO BE USED FOR CONSTRUCTION UNLESS SIGNED & ISSUED FOR CONSTRUCTION.

TITLE
END OF TRIP BRITTON ST

DATE	SCALE	PROJECT NO.	DWG NO.	REVISION
31.05.2024		22144	DA271	9

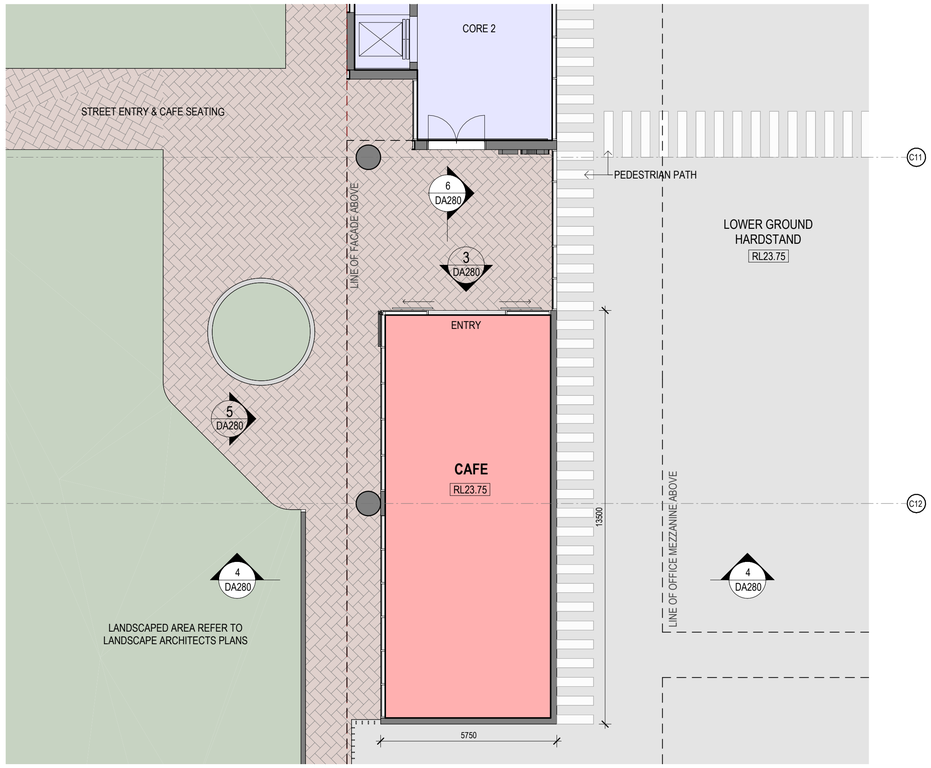

1 CAFE PLAN 1 : 100





2 CAFE - 3D VIEW



3 CAFE - ELEVATION 2 1 : 100

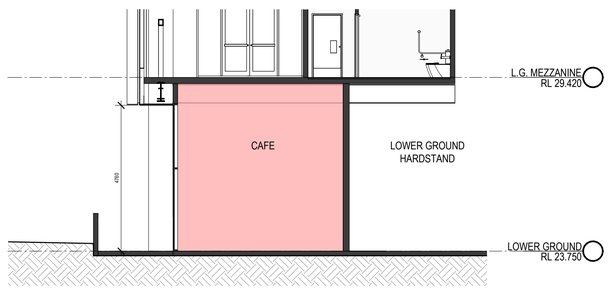

4 CAFE - SECTION 2 1 : 100

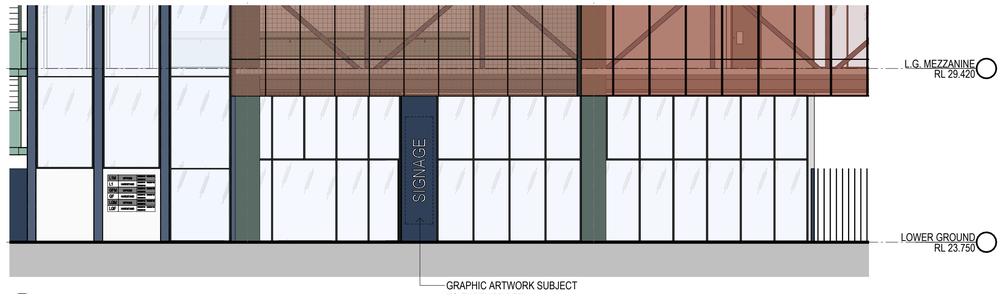

5 CAFE - ELEVATION 1 1 : 100

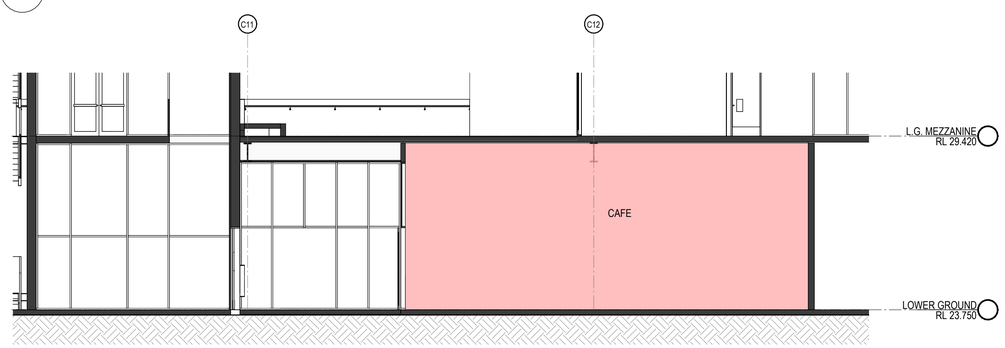

6 CAFE - SECTION 1 1 : 100

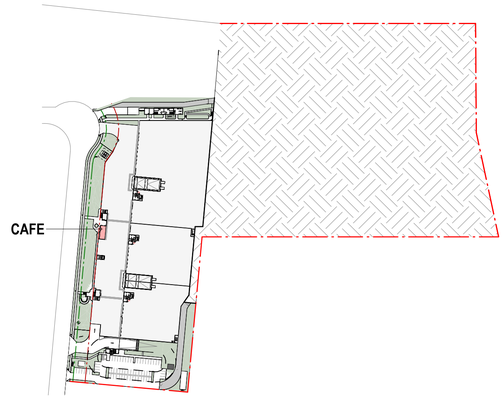

KEY PLAN - LOWER GROUND CAFE

NOTE:
ALL LEVELS ARE SUBJECT TO A +- 500mm VARIATION UPON CIVIL ENGINEERS FURTHER INSTRUCTIONS

COORDINATION

SBA ARCHITECTS
Commercial Industrial Residential Retail Interior Design
Phone: 02 9929 9988 Web: www.sbaarch.com.au

DESCRIPTION DATE

CLIENT: lendlease

PROPOSED MULTI-LEVEL INDUSTRIAL DEVELOPMENT

15-21 BRITTON STREET SMITHFIELD

NORTH

THESE DESIGNS, PLANS & SPECIFICATIONS AND THE COPYRIGHT THEREIN ARE THE PROPERTY OF THE ARCHITECTAND MUST NOT BE USED, REPRODUCED OR COPIED WHOLLY OR IN PART WITHOUT THE WRITTEN PERMISSION OF THIS OFFICE.

FIGURED DIMENSIONS TO BE USED IN PREFERENCE TO SCALING. ALL DIMENSIONS TO BE CHECKED ONSITE.

THIS DOCUMENT NOT TO BE USED FOR CONSTRUCTION UNLESS SIGNED & ISSUED FOR CONSTRUCTION.

TITLE
CAFE

DATE	SCALE	PROJECT NO.	DWG NO.	REVISION
		22144	DA280	

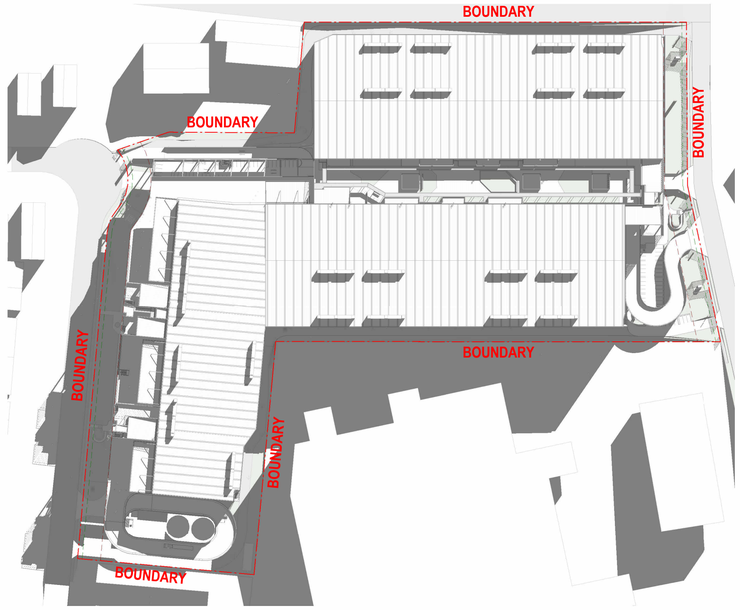

1 9AM WINTER SOLSTICE (21-06) SHADOWS 1 : 2000

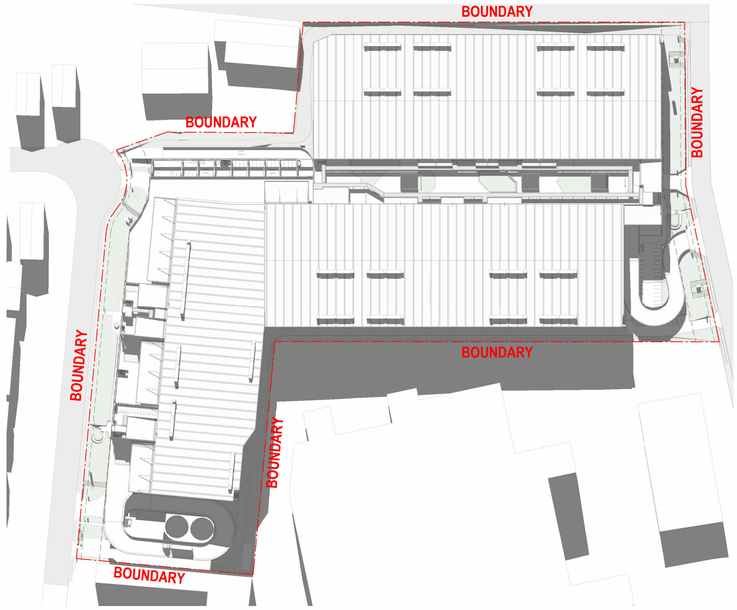

2 12PM WINTER SOLSTICE (21-06) SHADOWS 1 : 2000

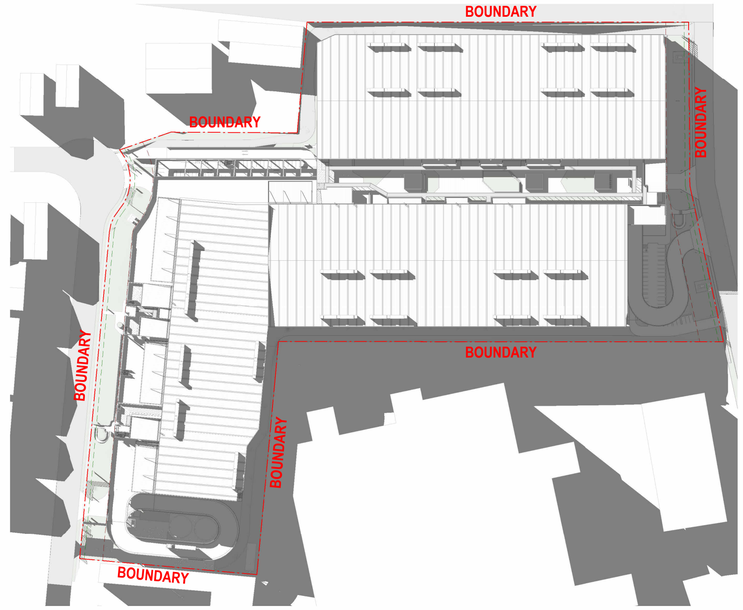

3 3PM WINTER SOLSTICE (21-06) SHADOWS 1 : 2000

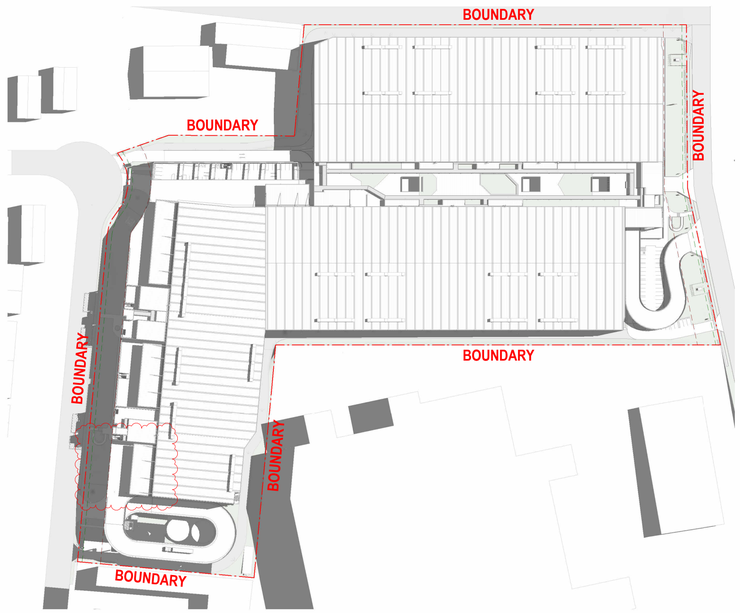

4 9AM SUMMER SOLSTICE (21-12) SHADOWS 1 : 2000

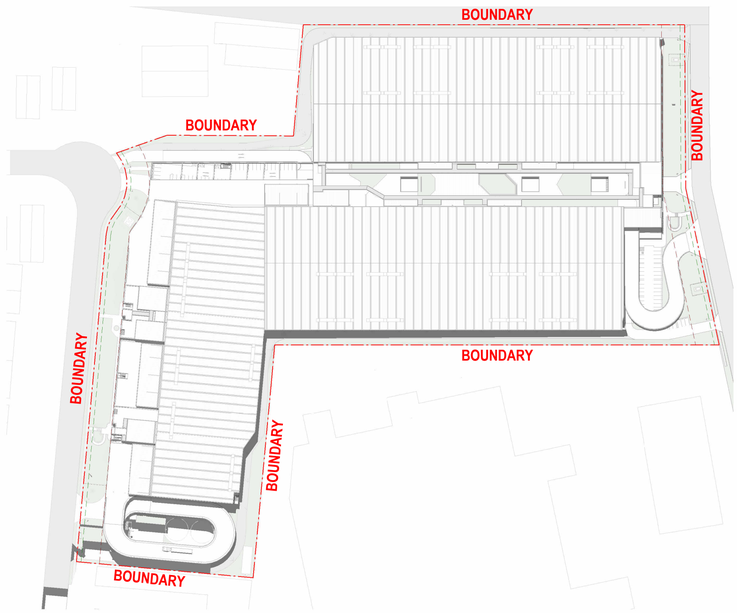

5 12PM SUMMER SOLSTICE (21-12) SHADOWS 1 : 2000

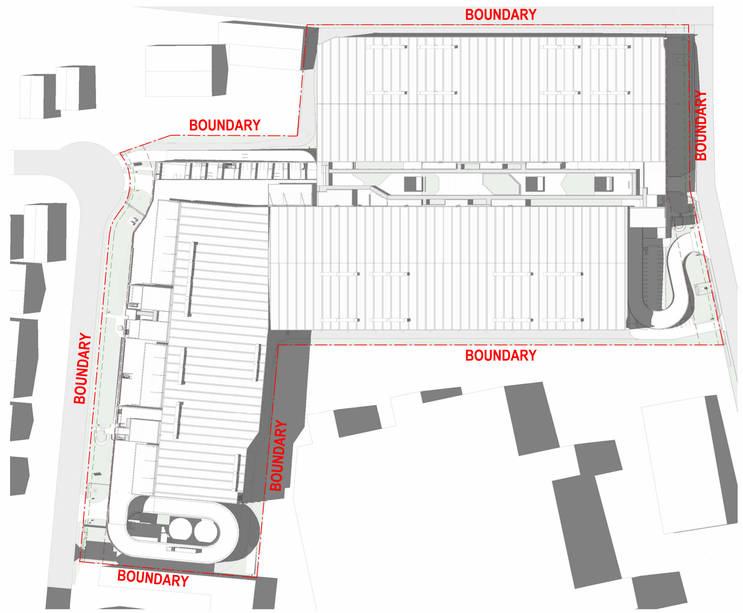

6 3PM SUMMER SOLSTICE (21-12) SHADOWS 1 : 2000

ISSUE FOR SSDA

SBA ARCHITECTS
Commercial Industrial Residential Retail Interior Design
Phone: 02 9929 9988 Web: www.sboarch.com.au

#	DESCRIPTION	DATE
6	ISSUE FOR REVIEW	22.10.2024
5	ISSUE FOR SSDA	08.07.2024
4	ISSUE FOR COORDINATION	31.05.2024
3	ISSUE FOR REVIEW	17.05.2024
2	ISSUE FOR REVIEW	10.05.2024
1	ISSUE FOR REVIEW	01.05.2024

CLIENT lendlease

PROPOSED MULTI-LEVEL INDUSTRIAL DEVELOPMENT

15-21 BRITTON STREET SMITHFIELD

NORTH

THESE DESIGNS, PLANS & SPECIFICATIONS AND THE COPYRIGHT THEREIN ARE THE PROPERTY OF THE ARCHITECTAND MUST NOT BE USED, REPRODUCED OR COPIED WHOLLY OR IN PART WITHOUT THE WRITTEN PERMISSION OF THIS OFFICE.

FIGURED DIMENSIONS TO BE USED IN PREFERENCE TO SCALING. ALL DIMENSIONS TO BE CHECKED ONSITE.

THIS DOCUMENT NOT TO BE USED FOR CONSTRUCTION UNLESS SIGNED & ISSUED FOR CONSTRUCTION.

TITLE
SHADOW DIAGRAMS

DATE	SCALE	PROJECT NO.	DWG NO.	REVISION
22.10.2024	1:2000 @ A1 1:4000 @ A3	22144	DA400	6

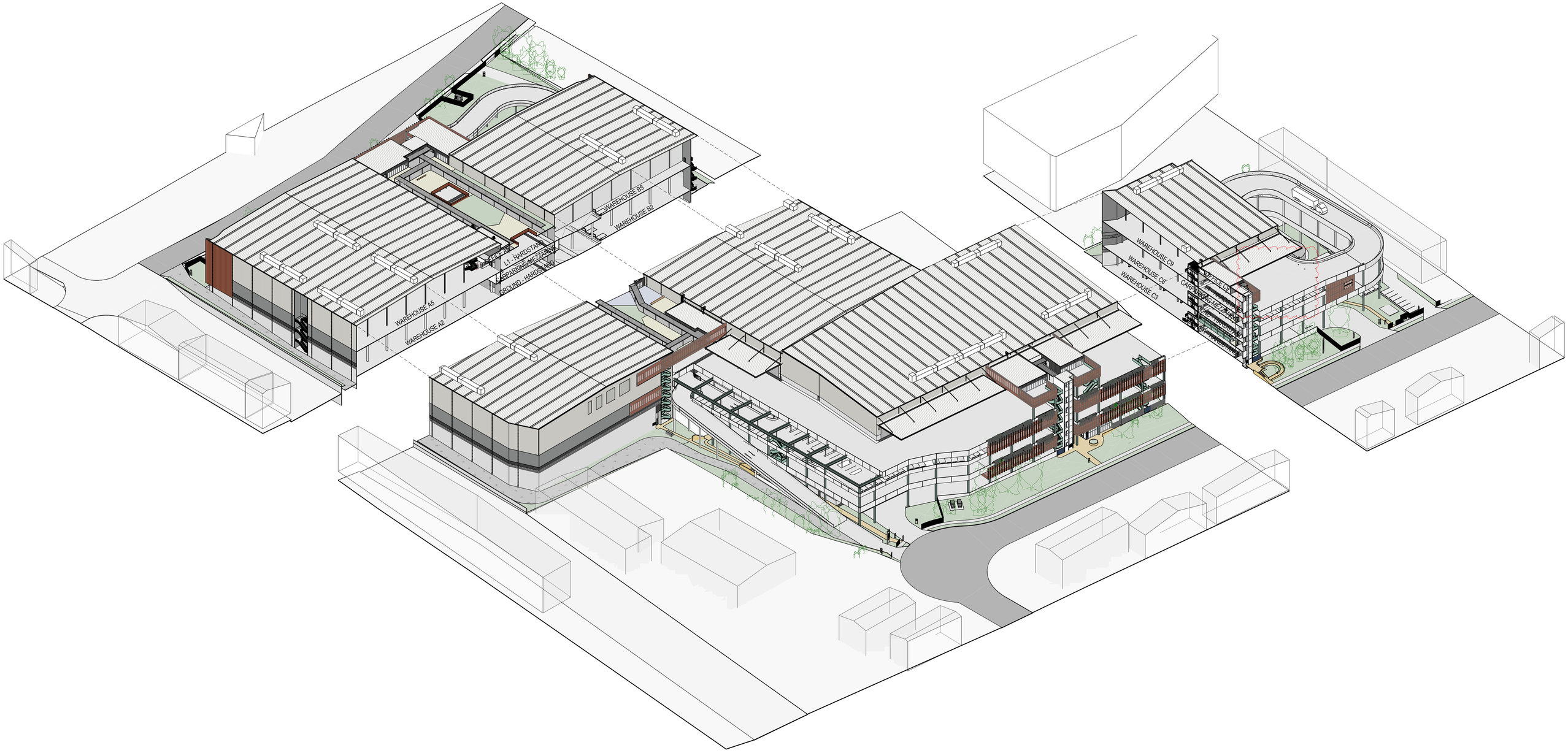

ISSUE FOR SSDA

SBA ARCHITECTS
Commercial Industrial Residential Retail Interior Design
Phone: 02 9929 9988 Web: www.sboarch.com.au

#	DESCRIPTION	DATE
5	ISSUE FOR REVIEW	22.10.2024
4	ISSUE FOR REVIEW	15.10.2024
3	ISSUE FOR SSDA	08.07.2024
2	ISSUE FOR COORDINATION	31.05.2024
1	ISSUE FOR REVIEW	10.05.2024

CLIENT
lendlease

PROPOSED MULTI-LEVEL INDUSTRIAL DEVELOPMENT

15-21 BRITTON STREET SMITHFIELD

NORTH

THESE DESIGNS, PLANS & SPECIFICATIONS AND THE COPYRIGHT THEREIN ARE THE PROPERTY OF THE ARCHITECTAND MUST NOT BE USED, REPRODUCED OR COPIED WHOLLY OR IN PART WITHOUT THE WRITTEN PERMISSION OF THIS OFFICE.

FIGURED DIMENSIONS TO BE USED IN PREFERENCE TO SCALING. ALL DIMENSIONS TO BE CHECKED ONSITE.

THIS DOCUMENT NOT TO BE USED FOR CONSTRUCTION UNLESS SIGNED & ISSUED FOR CONSTRUCTION.

TITLE
3D SECTION

DATE	SCALE	PROJECT NO.	DWG NO.	REVISION
22.10.2024		22144	DA410	5

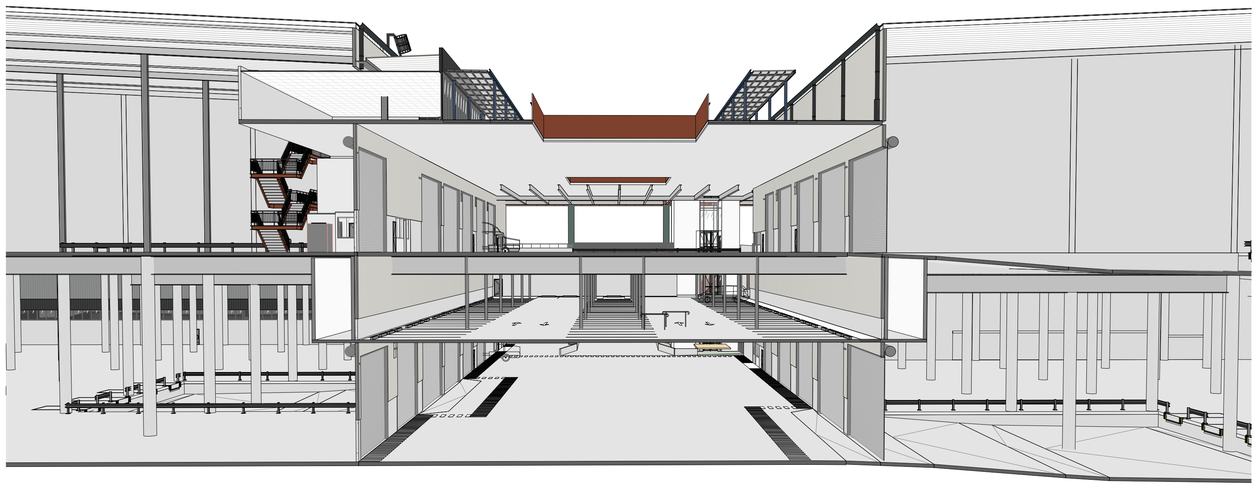

1 3D VIEW - SECTION 1

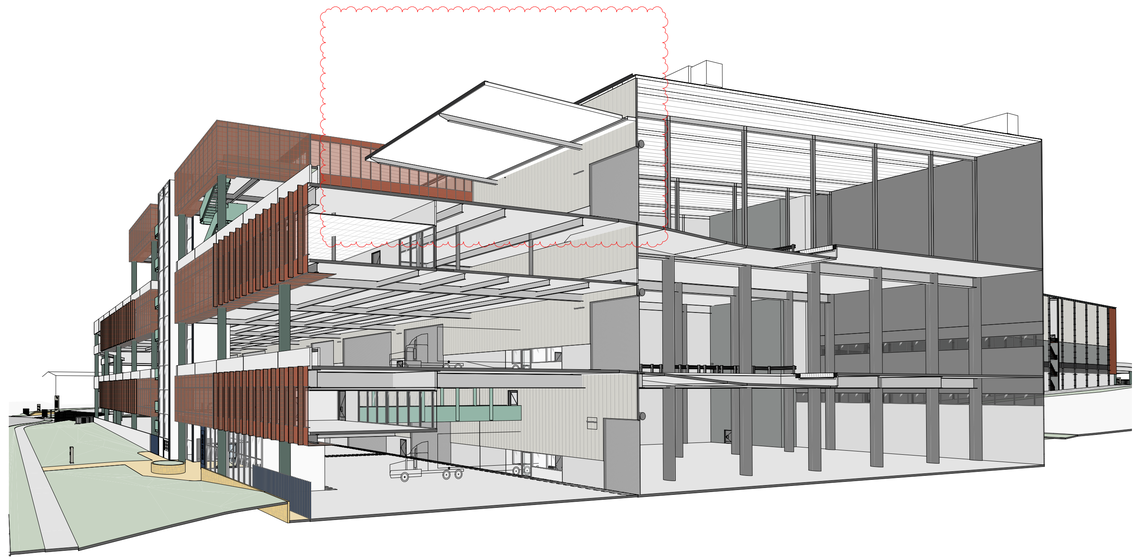

2 3D VIEW - SECTION 2

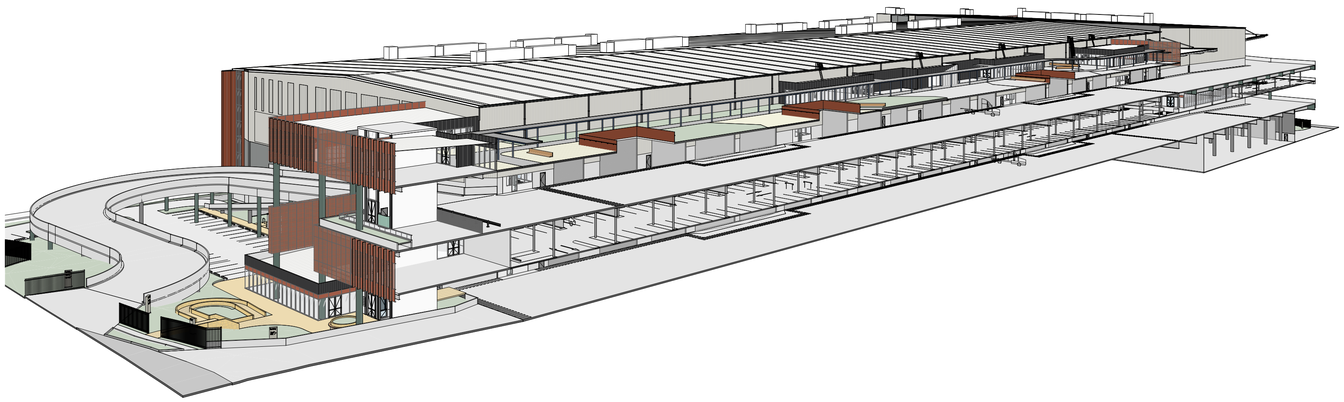

4 3D VIEW - SECTION 3

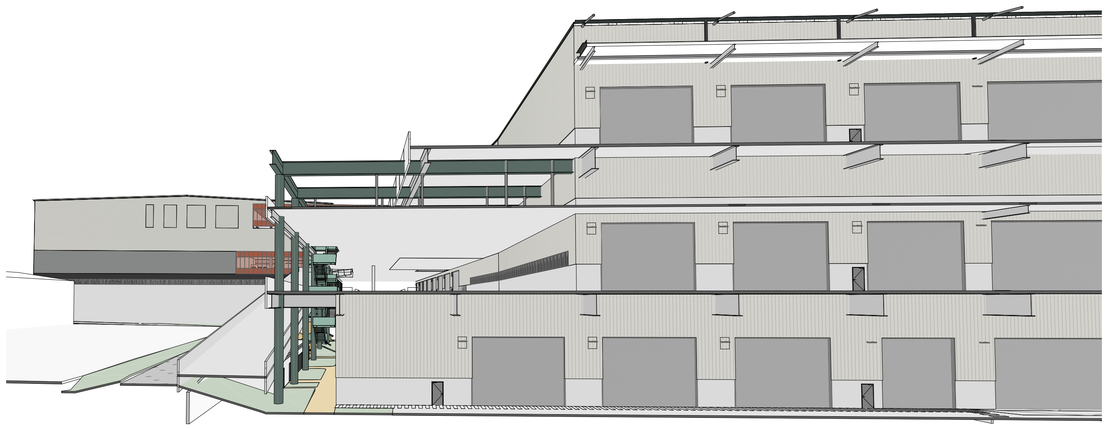

3 3D VIEW - SECTION 4

ISSUE FOR SSDA

SBA ARCHITECTS
Commercial Industrial Residential Retail Interior Design
Phone: 02 9929 9988 Web: www.sbaarch.com.au

#	DESCRIPTION	DATE
7	ISSUE FOR REVIEW	22.10.2024
6	ISSUE FOR SSDA	08.07.2024
5	ISSUE FOR COORDINATION	31.05.2024
4	ISSUE FOR REVIEW	10.05.2024
3	ISSUE FOR REVIEW	01.05.2024
2	ISSUE FOR REVIEW	22.04.2024
1	ISSUE FOR REVIEW	08.04.2024

CLIENT lendlease

PROPOSED MULTI-LEVEL INDUSTRIAL DEVELOPMENT

15-21 BRITTON STREET SMITHFIELD

NORTH

THESE DESIGNS, PLANS & SPECIFICATIONS AND THE COPYRIGHT THEREIN ARE THE PROPERTY OF THE ARCHITECTAND MUST NOT BE USED, REPRODUCED OR COPIED WHOLLY OR IN PART WITHOUT THE WRITTEN PERMISSION OF THIS OFFICE.

FIGURED DIMENSIONS TO BE USED IN PREFERENCE TO SCALING. ALL DIMENSIONS TO BE CHECKED ONSITE.

THIS DOCUMENT NOT TO BE USED FOR CONSTRUCTION UNLESS SIGNED & ISSUED FOR CONSTRUCTION.

TITLE
3D VIEW PERSPECTIVES - SECTION

DATE	SCALE	PROJECT NO.	DWG NO.	REVISION
22.10.2024		22144	DA411	7

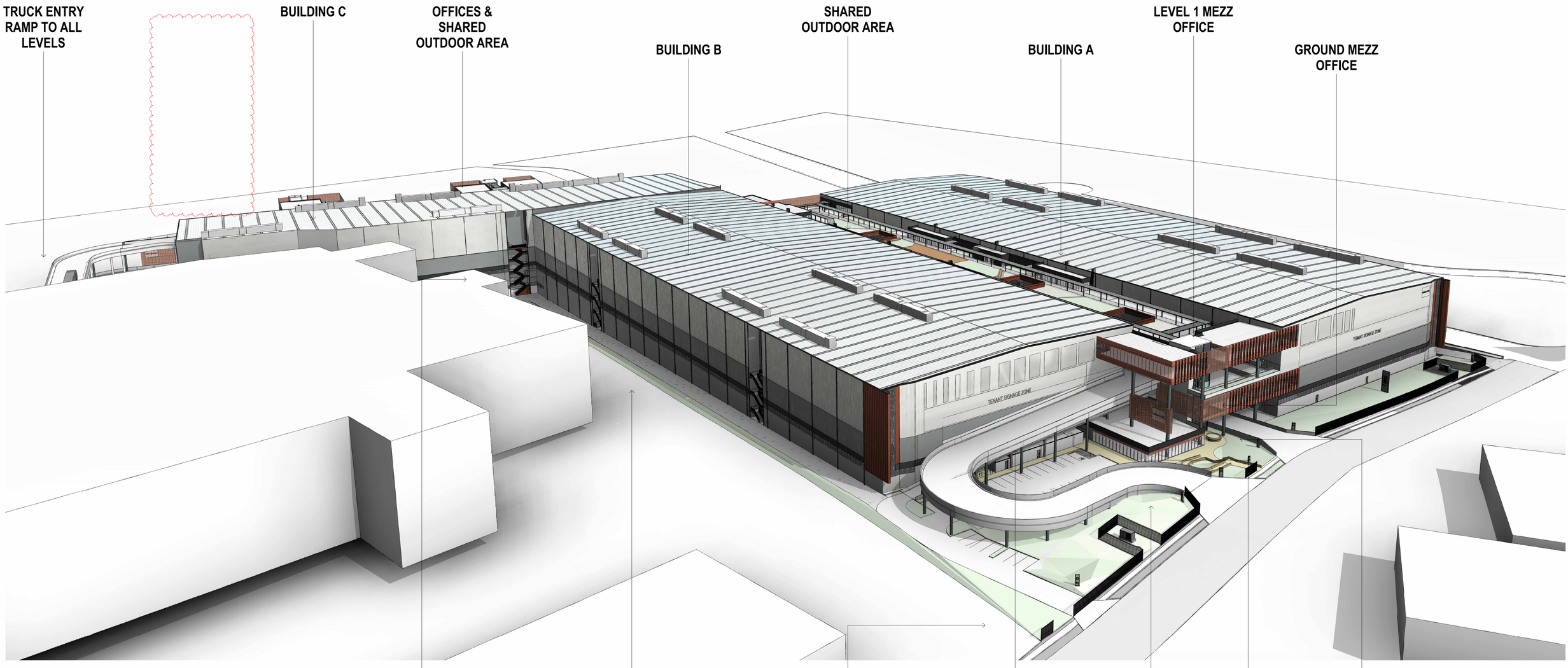

1 PERCIVAL ROAD AERIAL PERSPECTIVE

ISSUE FOR SSDA

SBA ARCHITECTS
Commercial | Industrial | Residential | Retail | Interior Design
Phone: 02 9929 9988 Web: www.sbaarch.com.au

#	DESCRIPTION	DATE
15	ISSUE FOR REVIEW	22.10.2024
14	ISSUE FOR REVIEW	15.10.2024
13	VE updates	06.09.2024
12	ISSUE FOR SSDA	08.07.2024
11	ISSUE FOR COORDINATION	17.06.2024
10	ISSUE FOR COORDINATION	31.05.2024
9	ISSUE FOR REVIEW	10.05.2024

CLIENT lendlease

PROPOSED MULTI-LEVEL INDUSTRIAL DEVELOPMENT

15-21 BRITTON STREET SMITHFIELD

NORTH

THESE DESIGNS, PLANS & SPECIFICATIONS AND THE COPYRIGHT THEREIN ARE THE PROPERTY OF THE ARCHITECTAND MUST NOT BE USED, REPRODUCED OR COPIED WHOLLY OR IN PART WITHOUT THE WRITTEN PERMISSION OF THIS OFFICE.

FIGURED DIMENSIONS TO BE USED IN PREFERENCE TO SCALING. ALL DIMENSIONS TO BE CHECKED ONSITE.

THIS DOCUMENT NOT TO BE USED FOR CONSTRUCTION UNLESS SIGNED & ISSUED FOR CONSTRUCTION.

TITLE
3D PERSPECTIVES 1

DATE	SCALE	PROJECT NO.	DWG NO.	REVISION
22.10.2024		22144	DA450	15

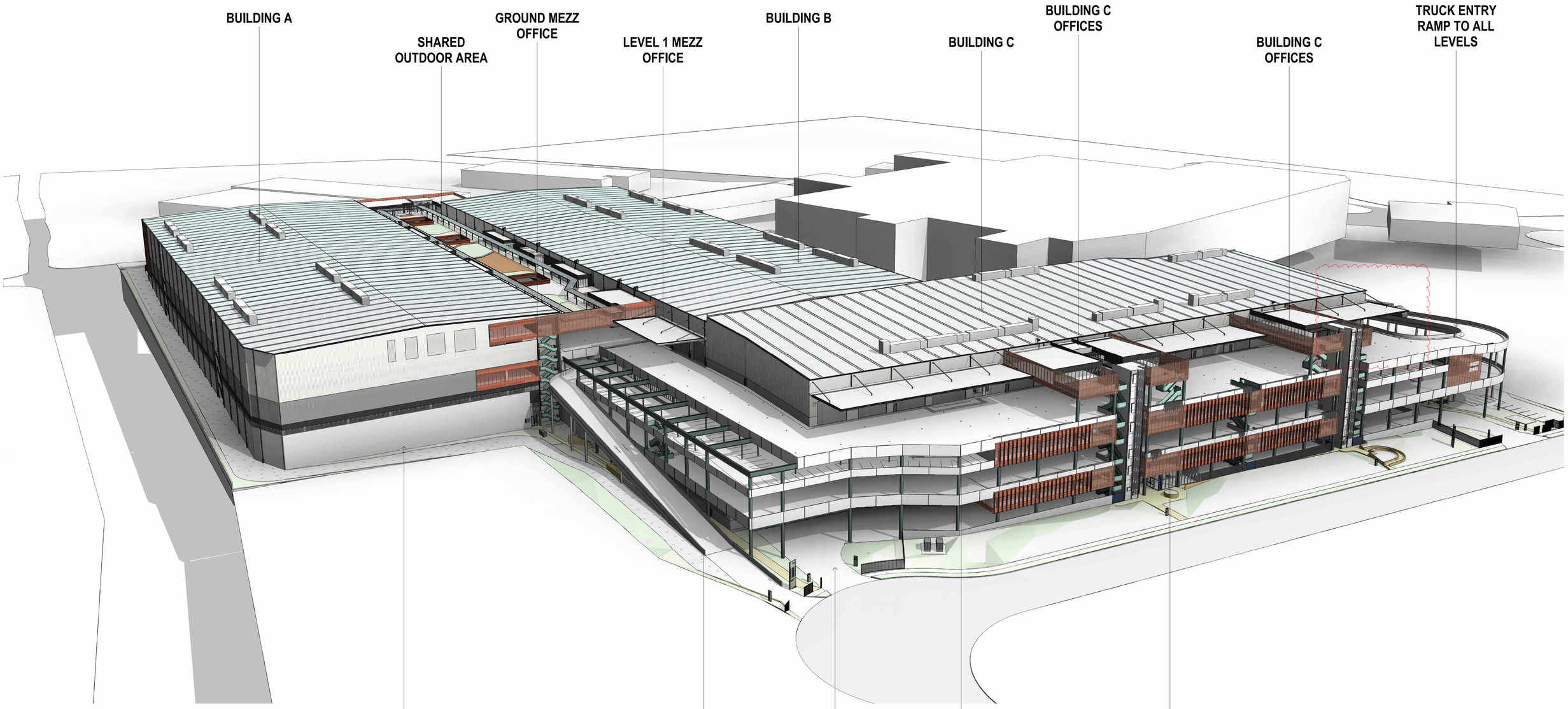

1 BRITTON STREET AERIAL PERSPECTIVE 1

ISSUE FOR SSDA

SBA ARCHITECTS
Commercial Industrial Residential Retail Interior Design
Phone: 02 9929 9988 Web: www.sbaarch.com.au

#	DESCRIPTION	DATE
14	ISSUE FOR REVIEW	22.10.2024
13	VE updates	06.09.2024
12	ISSUE FOR SSDA	08.07.2024
11	ISSUE FOR COORDINATION	17.06.2024
10	ISSUE FOR COORDINATION	31.05.2024
9	ISSUE FOR REVIEW	10.05.2024
8	ISSUE FOR REVIEW	22.04.2024

CLIENT lendlease

PROPOSED MULTI-LEVEL INDUSTRIAL DEVELOPMENT

15-21 BRITTON STREET SMITHFIELD

NORTH

THESE DESIGNS, PLANS & SPECIFICATIONS AND THE COPYRIGHT THEREIN ARE THE PROPERTY OF THE ARCHITECTAND MUST NOT BE USED, REPRODUCED OR COPIED WHOLLY OR IN PART WITHOUT THE WRITTEN PERMISSION OF THIS OFFICE.

FIGURED DIMENSIONS TO BE USED IN PREFERENCE TO SCALING. ALL DIMENSIONS TO BE CHECKED ONSITE.

THIS DOCUMENT NOT TO BE USED FOR CONSTRUCTION UNLESS SIGNED & ISSUED FOR CONSTRUCTION.

TITLE
3D PERSPECTIVES 2

DATE	SCALE	PROJECT NO.	DWG NO.	REVISION
22.10.2024		22144	DA451	14

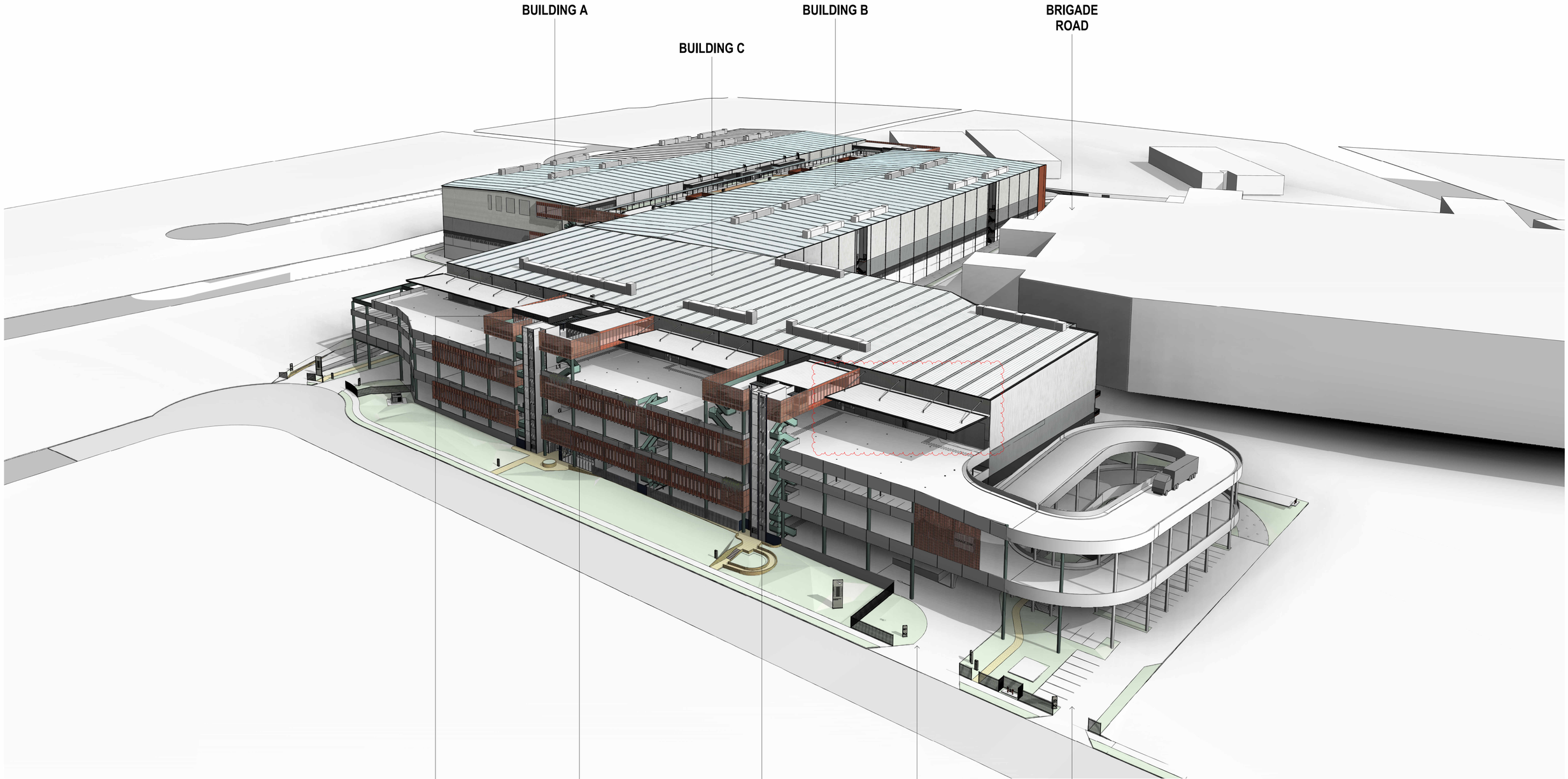

1 BRITTON STREET AERIAL PERSPECTIVE 2

ISSUE FOR SSDA

SBA ARCHITECTS
Commercial Industrial Residential Retail Interior Design
Phone: 02 9929 9988 Web: www.sbaarch.com.au

#	DESCRIPTION	DATE
14	ISSUE FOR REVIEW	22.10.2024
13	VE updates	06.09.2024
12	ISSUE FOR SSDA	08.07.2024
11	ISSUE FOR COORDINATION	17.06.2024
10	ISSUE FOR COORDINATION	31.05.2024
9	ISSUE FOR REVIEW	10.05.2024
8	ISSUE FOR REVIEW	22.04.2024

CLIENT lendlease

PROPOSED MULTI-LEVEL INDUSTRIAL DEVELOPMENT

15-21 BRITTON STREET SMITHFIELD

NORTH

THESE DESIGNS, PLANS & SPECIFICATIONS AND THE COPYRIGHT THEREIN ARE THE PROPERTY OF THE ARCHITECTAND MUST NOT BE USED, REPRODUCED OR COPIED WHOLLY OR IN PART WITHOUT THE WRITTEN PERMISSION OF THIS OFFICE.

FIGURED DIMENSIONS TO BE USED IN PREFERENCE TO SCALING. ALL DIMENSIONS TO BE CHECKED ONSITE.

THIS DOCUMENT NOT TO BE USED FOR CONSTRUCTION UNLESS SIGNED & ISSUED FOR CONSTRUCTION.

TITLE
3D PERSPECTIVES 3

DATE	SCALE	PROJECT NO.	DWG NO.	REVISION
22.10.2024		22144	DA452	14

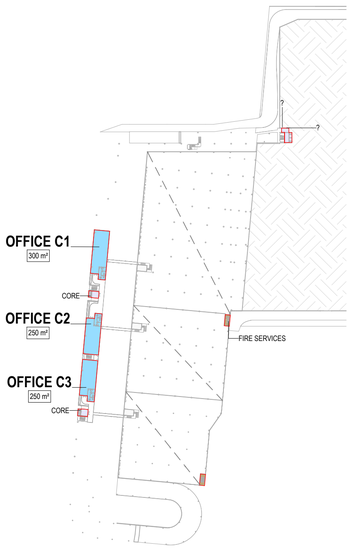

2. GFA L.G. MEZZANINE 1 : 2000

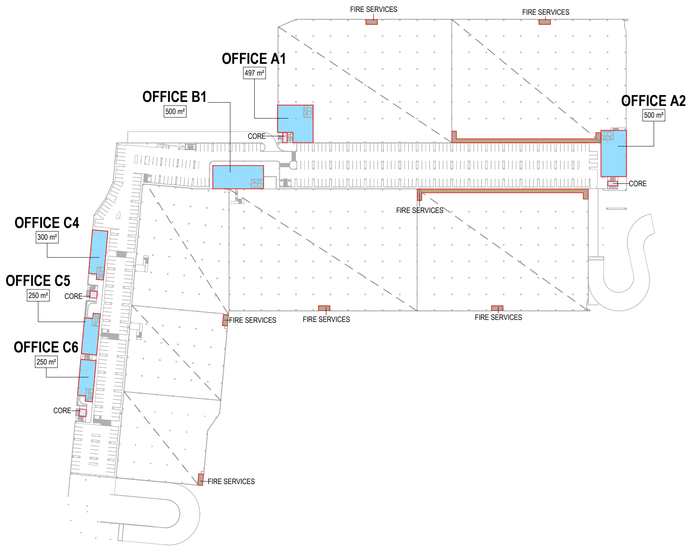

4 GFA GF MEZZ 1 : 2000

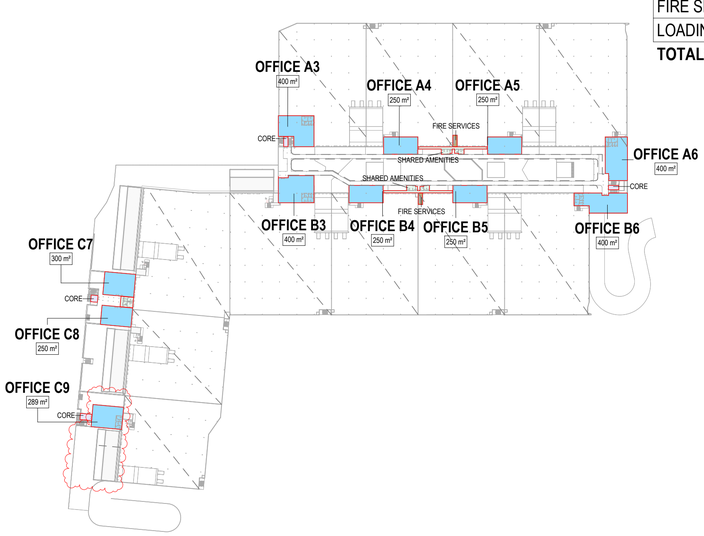

6 GFA L1 MEZZ 1 : 2000

EXCLUDED GROSS FLOOR AREA	
Name	Total Area
CORE	50 m²
FIRE SERVICES	1,309 m²
LOADING DOCK ZONE	21,494 m²
TOTALS:	**22,853 m²**

GROSS FLOOR AREA			
Tenancy Number	Warehouse Area	Office Area	Total Area
A			
A1	7,287 m²	497 m²	7,784 m²
A2	7,361 m²	500 m²	7,861 m²
A3	3,719 m²	400 m²	4,119 m²
A4	3,729 m²	250 m²	3,979 m²
A5	3,758 m²	250 m²	4,008 m²
A6	3,776 m²	400 m²	4,176 m²
A	**29,630 m²**	**2,297 m²**	**31,927 m²**
B			
B1	7,812 m²	500 m²	8,312 m²
B2	7,063 m²	500 m²	7,563 m²
B3	4,302 m²	400 m²	4,702 m²
B4	3,699 m²	250 m²	3,949 m²
B5	3,672 m²	250 m²	3,922 m²
B6	3,574 m²	400 m²	3,974 m²
B	**30,122 m²**	**2,300 m²**	**32,422 m²**
C			
C1	6,018 m²	300 m²	6,318 m²
C2	2,814 m²	250 m²	3,064 m²
C3	2,590 m²	250 m²	2,840 m²
C4	3,655 m²	300 m²	3,955 m²
C5	2,766 m²	250 m²	3,016 m²
C6	2,488 m²	250 m²	2,738 m²
C7	3,654 m²	300 m²	3,954 m²
C8	2,767 m²	250 m²	3,017 m²
C9	2,472 m²	289 m²	2,761 m²
C	**29,224 m²**	**2,439 m²**	**31,663 m²**

FACILITIES			
CAFE BRITTON ST	0 m²	0 m²	71 m²
EOT BRITTON ST	0 m²	0 m²	110 m²
EOT PERCIVAL ST	0 m²	0 m²	110 m²
SHARED AMENITIES	0 m²	0 m²	265 m²
FACILITIES	**0 m²**	**0 m²**	**556 m²**
TOTALS:	**88,976 m²**	**7,036 m²**	**96,568 m²**

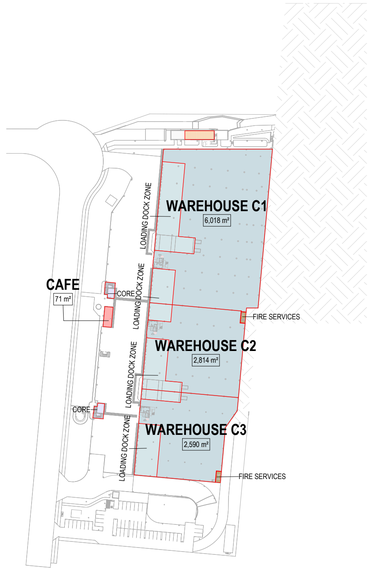

1 GFA LOWER GROUND 1 : 2000

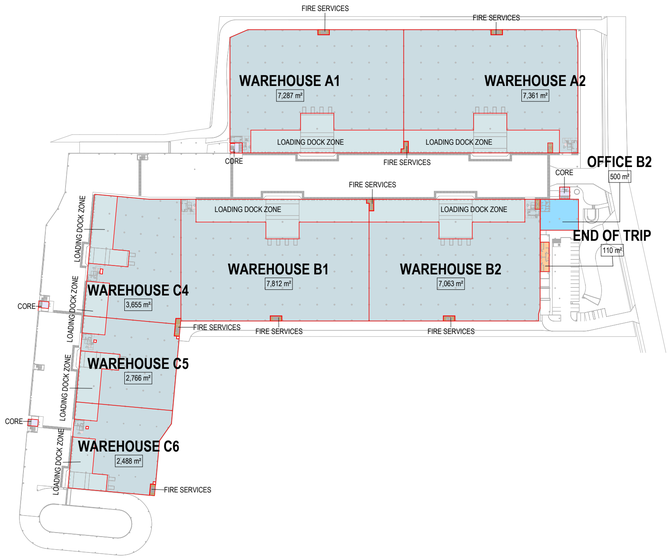

5 GFA GROUND 1 : 2000

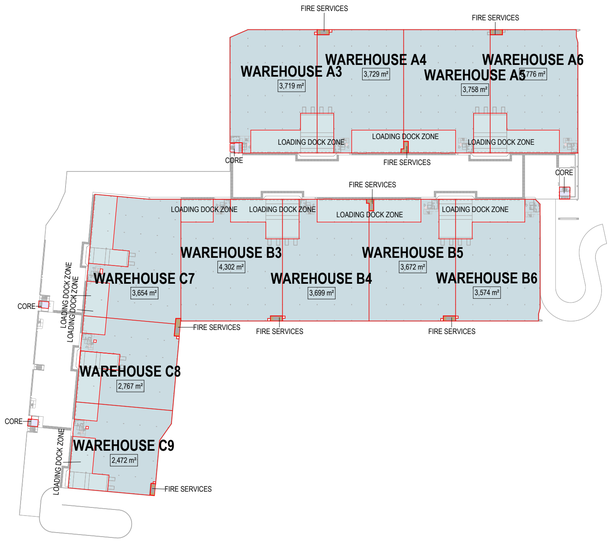

3 GFA LEVEL 1 1 : 2000

GFA METHOD OF MEASUREMENT IS BASED ON CUMBERLAND COUNCIL PARAMTERES:

gross floor area means the sum of the floor area of each floor of a building measured from the internal face of external walls, or from the internal face of walls separating the building from any other building, measured at a height of 1.4 metres above the floor, **and includes—**

(a) the area of a mezzanine, and
(b) habitable rooms in a basement or an attic, and
(c) any shop, auditorium, cinema, and the like, in a basement or attic,

but excludes—

(d) any area for common vertical circulation, such as lifts and stairs, and
(e) any basement—
(i) storage, and
(ii) vehicular access, loading areas, garbage and services, and
(f) plant rooms, lift towers and other areas used exclusively for mechanical services or ducting, and
(g) car parking to meet any requirements of the consent authority (including access to that car parking), and
(h) any space used for the loading or unloading of goods (including access to it), and
(i) terraces and balconies with outer walls less than 1.4 metres high, and
(j) voids above a floor at the level of a storey or storey above.

ISSUE FOR SSDA

SBA ARCHITECTS
Commercial Industrial Residential Retail Interior Design
Phone: 02 9929 9988 Web: www.sboarch.com.au

#	DESCRIPTION	DATE
9	ISSUE FOR REVIEW	22.10.2024
8	ISSUE FOR SSDA	08.07.2024
7	ISSUE FOR COORDINATION	31.05.2024
6	ISSUE FOR REVIEW	17.05.2024
5	ISSUE FOR REVIEW	10.05.2024
4	ISSUE FOR REVIEW	15.04.2024
3	ISSUE FOR REVIEW	08.04.2024

CLIENT lendlease

PROPOSED MULTI-LEVEL INDUSTRIAL DEVELOPMENT

15-21 BRITTON STREET SMITHFIELD

NORTH

THESE DESIGNS, PLANS & SPECIFICATIONS AND THE COPYRIGHT THEREIN ARE THE PROPERTY OF THE ARCHITECTAND MUST NOT BE USED, REPRODUCED OR COPIED WHOLLY OR IN PART WITHOUT THE WRITTEN PERMISSION OF THIS OFFICE.

FIGURED DIMENSIONS TO BE USED IN PREFERENCE TO SCALING. ALL DIMENSIONS TO BE CHECKED ONSITE.

THIS DOCUMENT NOT TO BE USED FOR CONSTRUCTION UNLESS SIGNED & ISSUED FOR CONSTRUCTION.

TITLE
GFA CALCULATIONS

DATE	SCALE	PROJECT NO.	DWG NO.	REVISION
22.10.2024	1:1500 @ A1 1:3000 @ A3	22144	DA500	9

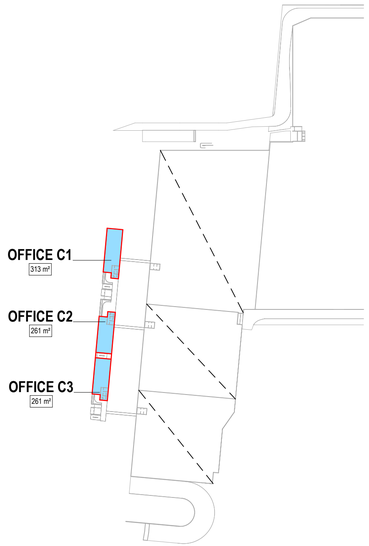

1 L.G. MEZZANINE 1 : 2000

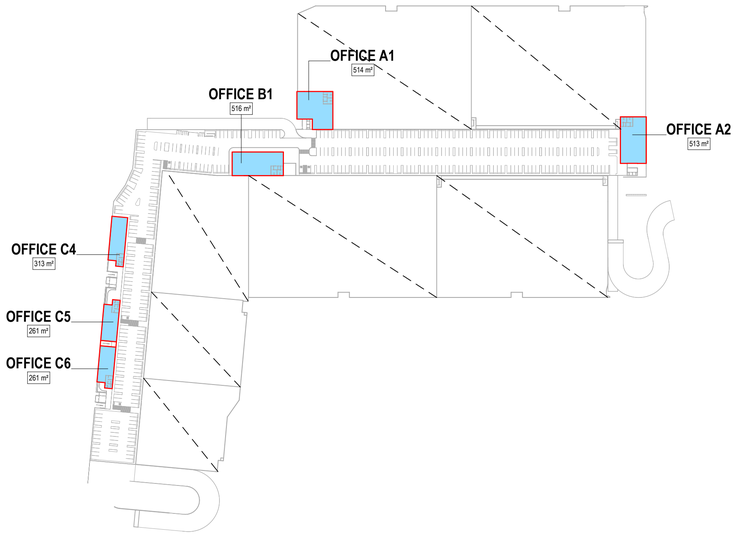

2 GLA GF MEZZ 1 : 2000

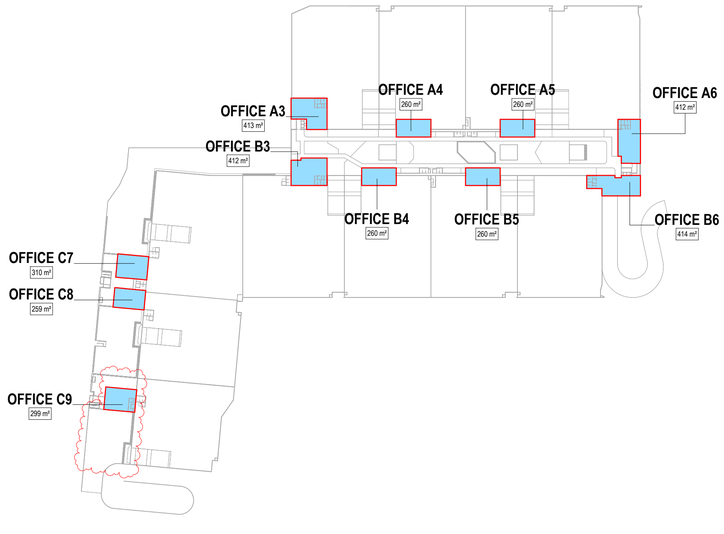

3 L1 MEZZ 1 : 2000

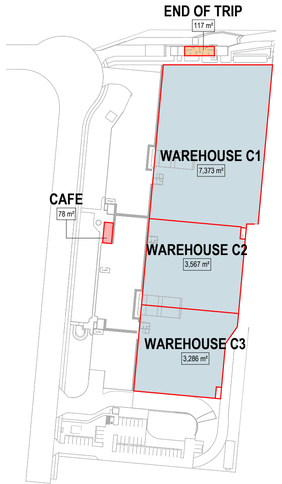

4 GLA LOWER GROUND 1 : 2000

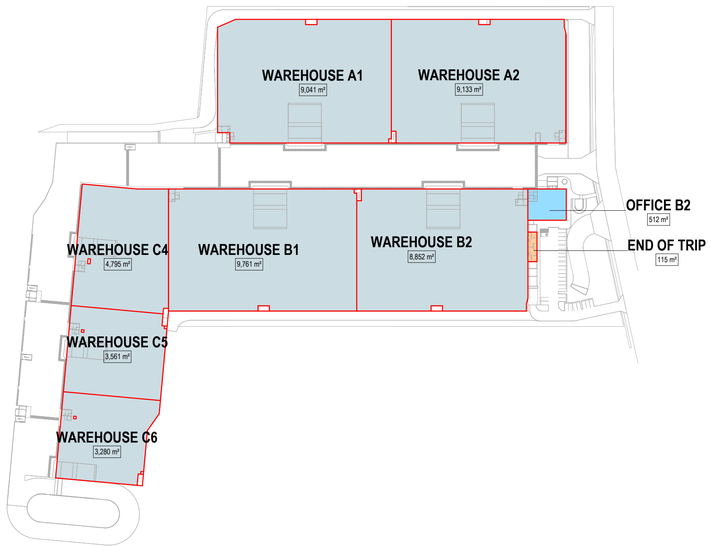

6 GLA GROUND 1 : 2000

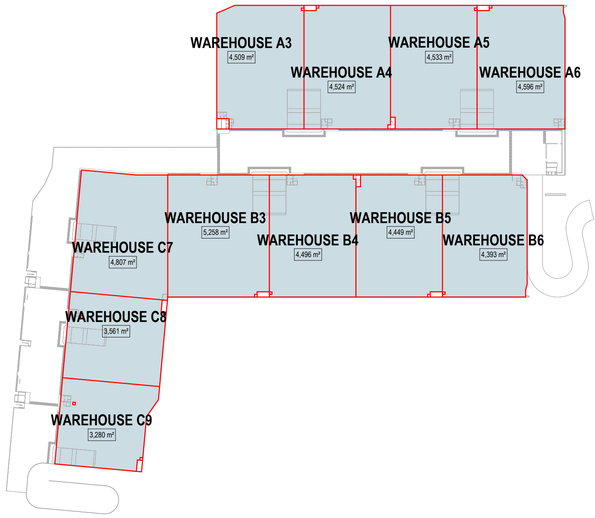

5 GLA LEVEL 1 1 : 2000

GROSS LETTABLE AREA			
Tenancy Number	Warehouse Area	Office Area	Total Area
A			
A1	9,041 m²	514 m²	9,555 m²
A2	9,133 m²	513 m²	9,646 m²
A3	4,509 m²	413 m²	4,922 m²
A4	4,524 m²	260 m²	4,784 m²
A5	4,533 m²	260 m²	4,793 m²
A6	4,596 m²	412 m²	5,008 m²
A	36,336 m²	2,372 m²	38,708 m²
B			
B1	9,761 m²	516 m²	10,277 m²
B2	8,852 m²	512 m²	9,364 m²
B3	5,258 m²	412 m²	5,670 m²
B4	4,496 m²	260 m²	4,756 m²
B5	4,449 m²	260 m²	4,709 m²
B6	4,393 m²	414 m²	4,807 m²
B	37,209 m²	2,374 m²	39,583 m²
C			
C1	7,373 m²	313 m²	7,686 m²
C2	3,567 m²	261 m²	3,828 m²
C3	3,286 m²	261 m²	3,547 m²
C4	4,795 m²	313 m²	5,108 m²
C5	3,561 m²	261 m²	3,822 m²
C6	3,280 m²	261 m²	3,541 m²
C7	4,807 m²	310 m²	5,117 m²
C8	3,561 m²	259 m²	3,820 m²
C9	3,280 m²	299 m²	3,579 m²
C	37,510 m²	2,538 m²	40,048 m²
FACILITIES			
CAFE BRITTON ST	0 m²	0 m²	78 m²
EOT BRITTON ST	0 m²	0 m²	117 m²
EOT PERCIVAL ST	0 m²	0 m²	115 m²
FACILITIES	0 m²	0 m²	310 m²
TOTAL:	111,055 m²	7,284 m²	118,649 m²

GLA AREAS BASED SBA'S INTERPRETATION OF THE PROPERTY COUNCIL OF AUSTRALIA METHOD OF MEASUREMENT.

EXTRACTED RELEVANT SECTIONS FROM PCA:

2.1: gross lettable area is the floor space contained within a tenancy at each floor level using the following rules:
2.1.1
In the case of external building walls, measuring the dominant portion of the outside faces of walls of the building alignment,
2.1.2
in the case of inter-tenancy walls or partitions or common areas, measuring to the centre line of the walls.
2.3 (2.3.1) excluded from the lettable area of each tenancy in a multiple tenanted building are the following areas:
• stairs, accessways; fire stairs; toilets (only when shared amenities between multiple tenancies);
• lift shafts;
• smoke lobbies;
• tea rooms and other service areas;
Where all are provided as standard facilities in the building;
2.3.2 lift lobbies where lifts face other lifts, blank walls or areas listed in section 2.3.1
2.3.3 areas set aside for the provision of services, such as electrical or telephone ducts and air conditioning risers to the floor, where such facilities are standard facilities in the building;
2.3.4 areas dedicated as public spaces or thoroughfares that are not for the exclusive use of occupiers of the floor or building, such as foyers, atria and accessways in lift and building service areas;
2.4 Treatment of Balconies, Verandahs etc.
Balconies, terraces, planter boxes, verandahs, awnings and covered areas should be excluded from tenancy area calculations
-DOMINANT
PORTION is that portion of the internal or external (as relevant) finished surface of a vertical wall, which comprises in excess of 50% of the wall's surface area.
When determining the dominant portion of a wall, the following guidelines should be used where appropriate:
• a vertical wall extends from the main underside of a suspended ceiling to the top of the main floor (see diagram on page 32);
• a column is included in the relevant window area or wall area when determining the dominant area portion of a wall;
• mullions and window frames should form part of the window when assessing the dominant portion area (see diagram on page 32);
• where buildings have stepped walls, walls should be measured along each face of each step (see diagram on page 33);
• where a perimeter wall steps at an engaged column position, the centre of the column should be adopted as being the position of the step in the wall (see diagram on page 33);
• columns up to 1.6 metres long should be treated as columns unless specified as a wall
in a building plan; and,
• in shop fronts where the window is the dominant portion of the wall, measurements should be taken to the internal face of the glass when part of a permanent outer building wall or to the external face of the glass when part of a wall fronting the mall line (see diagram on page 18).
Area above fire stair on level is included in GLA, as the dominant portion of the wall is above the fire stair is the exterior facade wall.

ISSUE FOR SSDA

SBA ARCHITECTS
Commercial Industrial Residential Retail Interior Design
Phone: 02 9929 9988 Web: www.sbaarch.com.au

#	DESCRIPTION	DATE
15	ISSUE FOR REVIEW	22.10.2024
14	ISSUE FOR SSDA	08.07.2024
13	ISSUE FOR COORDINATION	31.05.2024
12	ISSUE FOR REVIEW	17.05.2024
11	ISSUE FOR REVIEW	10.05.2024
10	ISSUE FOR REVIEW	15.04.2024
9	ISSUE FOR REVIEW	08.04.2024

CLIENT lendlease

PROPOSED MULTI-LEVEL INDUSTRIAL DEVELOPMENT

15-21 BRITTON STREET SMITHFIELD

THESE DESIGNS, PLANS & SPECIFICATIONS AND THE COPYRIGHT THEREIN ARE THE PROPERTY OF THE ARCHITECTAND MUST NOT BE USED, REPRODUCED OR COPIED WHOLLY OR IN PART WITHOUT THE WRITTEN PERMISSION OF THIS OFFICE.
FIGURED DIMENSIONS TO BE USED IN PREFERENCE TO SCALING. ALL DIMENSIONS TO BE CHECKED ONSITE.
THIS DOCUMENT NOT TO BE USED FOR CONSTRUCTION UNLESS SIGNED & ISSUED FOR CONSTRUCTION.

NORTH

TITLE
GLA CALCULATIONS

DATE	SCALE	PROJECT NO.	DWG NO.	REVISION
22.10.2024	1:1500 @ A1 1:3000 @ A3	22144	DA510	15

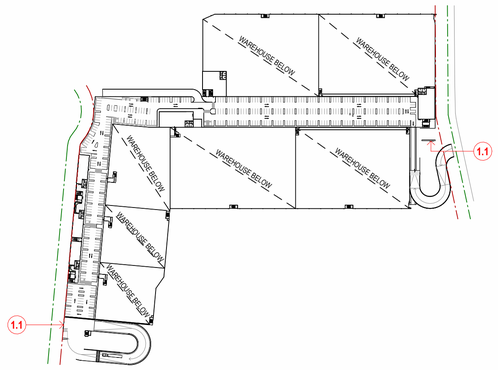

SIGNAGE KEY PLAN - GF MEZZ

IDENTIFICATION SIGN 1.2

LARGE SIGN ON PERCIVAL STREET

NOTE:

- WALL MOUNTED
- SINGLE SIDED
- ILUMINATED
- INDICATIVE COLOURS, TEXT AND ARTWORK SUBJECT TO FUTURE DETAIL

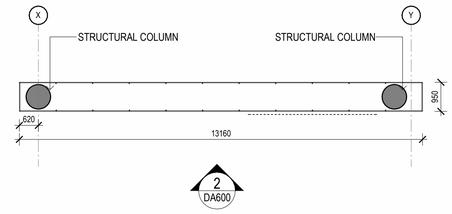

1 SIGNAGE 1.2 ON PERCIVAL_ PLAN 1 : 100

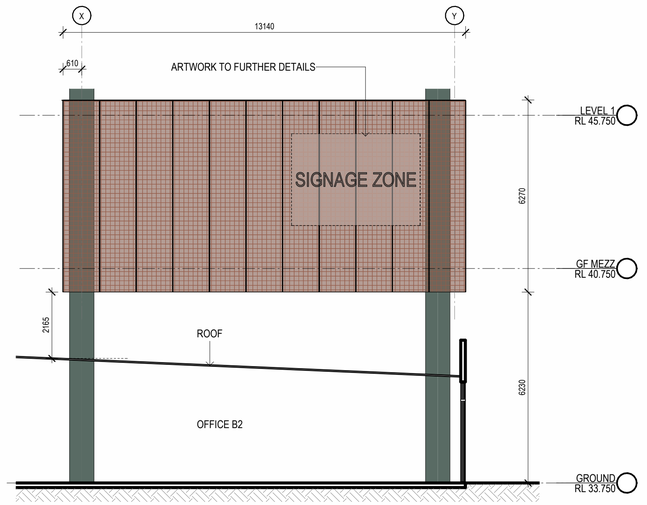

2 SIGNAGE 1.2 ON PERCIVAL_ ELEVATION 1 : 100



3 SIGNAGE 1.2 ON PERCIVAL_ 3D VIEW

IDENTIFICATION SIGN 1.1

ON BRITTON STREET

NOTE:

- WALL MOUNTED
- SINGLE SIDED
- ILUMINATED
- INDICATIVE COLOURS, TEXT AND ARTWORK SUBJECT TO FUTURE DETAIL

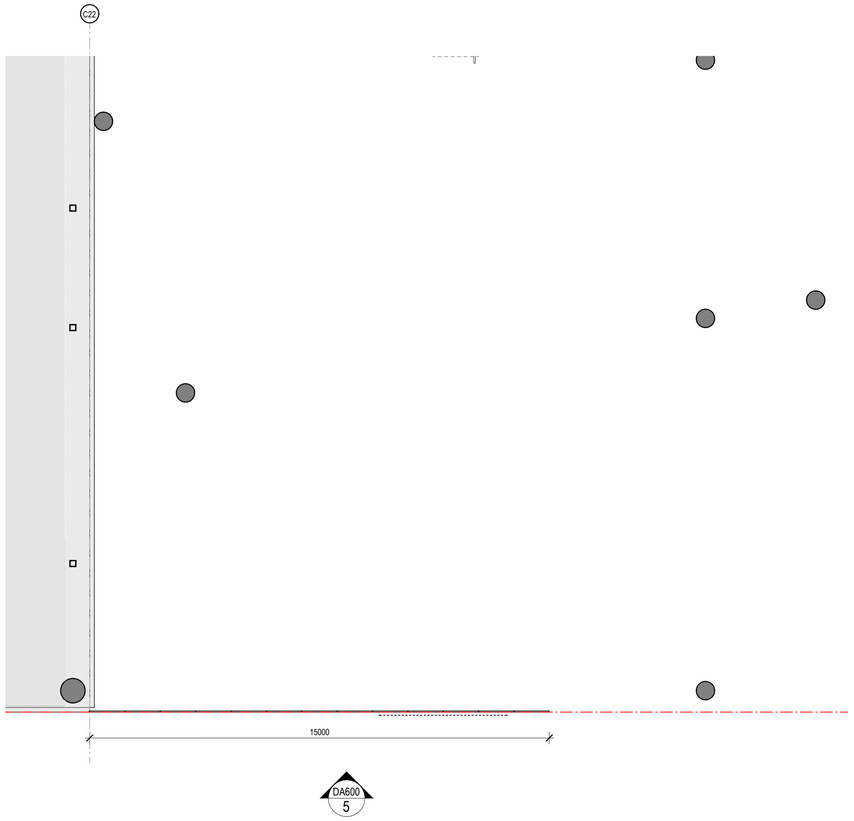

4 SIGNAGE 1.1 ON BRITTON _ PLAN 1 : 100

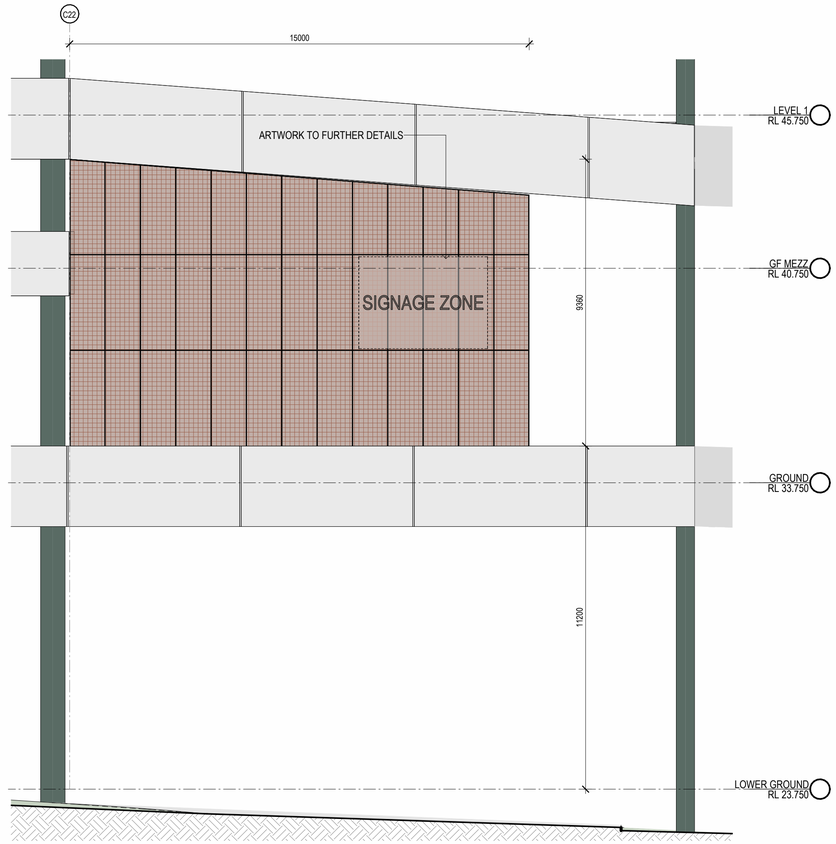

5 SIGNAGE 1.1 ON BRITTON_ ELEVATION 1 : 100



6 SIGNAGE 1.1 ON BRITTON_ 3D VIEW

ISSUE FOR SSDA

SBA ARCHITECTS
Commercial Industrial Residential Retail Interior Design
Phone: 02 9929 9988 Web: www.sbaarch.com.au

#	DESCRIPTION	DATE
6	VE updates	06.09.2024
5	ISSUE FOR SSDA	08.07.2024
4	ISSUE FOR COORDINATION	31.05.2024
3	ISSUE FOR REVIEW	10.05.2024
2	ISSUE FOR REVIEW	01.05.2024
1	ISSUE FOR REVIEW	22.04.2024

CLIENT lendlease

PROPOSED MULTI-LEVEL INDUSTRIAL DEVELOPMENT

15-21 BRITTON STREET SMITHFIELD

NORTH

THESE DESIGNS, PLANS & SPECIFICATIONS AND THE COPYRIGHT THEREIN ARE THE PROPERTY OF THE ARCHITECTAND MUST NOT BE USED, REPRODUCED OR COPIED WHOLLY OR IN PART WITHOUT THE WRITTEN PERMISSION OF THIS OFFICE.

FIGURED DIMENSIONS TO BE USED IN PREFERENCE TO SCALING. ALL DIMENSIONS TO BE CHECKED ONSITE.

THIS DOCUMENT NOT TO BE USED FOR CONSTRUCTION UNLESS SIGNED & ISSUED FOR CONSTRUCTION.

TITLE
SIGNAGE DETAILS - WAREHOUSE IDENTIFICATION SIGN - SHEET 1

DATE	SCALE	PROJECT NO.	DWG NO.	REVISION
06.09.2024	1:0 @ A1 1:0 @ A3	22144	DA600	6

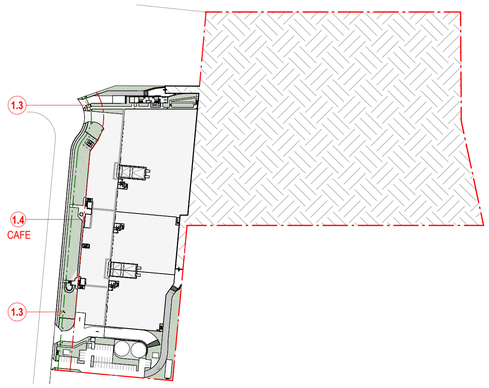

SIGNAGE KEY PLAN - LOWER GROUND

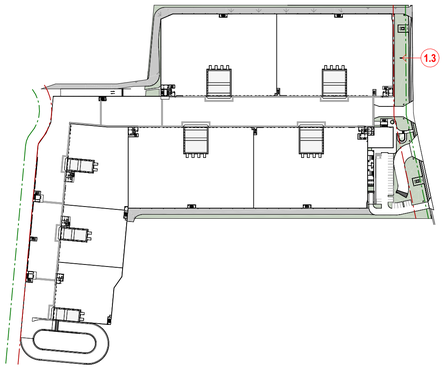

SIGNAGE KEY PLAN - GROUND

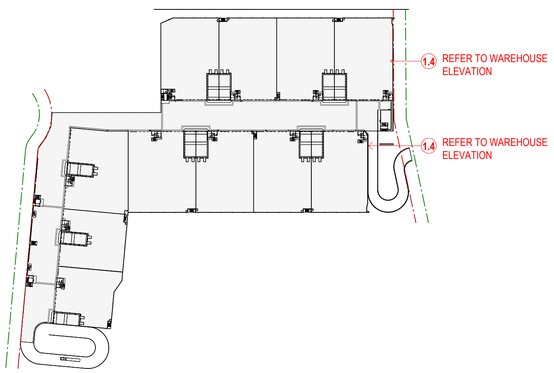

SIGNAGE KEY PLAN - LEVEL 1

IDENTIFICATION SIGN 1.3

LARGE SIGN

NOTE:

- FREESTANDING
- DOUBLE SIDED
- NON-ILUMINATED
- INDICATIVE COLOURS, TEXT AND ARTWORK TBC



1 SIGNAGE 1.3_PLAN 1 : 50

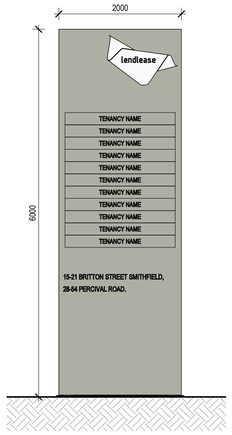

2 SIGNAGE 1.3_ELEVATION 1 : 50

IDENTIFICATION SIGN 1.4

TYPICAL SIGNAGE

NOTE:

- WALL MOUNTED
- SINGLE SIDED
- NON-ILUMINATED
- LOCATION AND DIMENSIONS TBC BY CLIENT
- INDICATIVE COLOURS, TEXT AND ARTWORK SUBJECT TO FUTURE DETAILS



3 SIGNAGE 1.4 PLAN 1 : 25

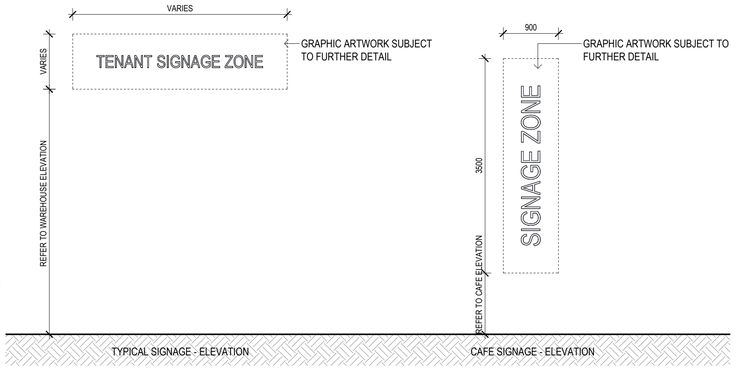

4 SIGNAGE 1.4_ELEVATION 1 : 50

ISSUE FOR SSDA

SBA ARCHITECTS
Commercial Industrial Residential Retail Interior Design
Phone: 02 9929 9988 Web: www.sbaarch.com.au

#	DESCRIPTION	DATE
4	ISSUE FOR REVIEW	22.10.2024
3	ISSUE FOR COORDINATION	31.05.2024
2	ISSUE FOR REVIEW	10.05.2024
1	ISSUE FOR REVIEW	22.04.2024

CLIENT
lendlease

PROPOSED MULTI-LEVEL INDUSTRIAL DEVELOPMENT

15-21 BRITTON STREET SMITHFIELD

NORTH

THESE DESIGNS, PLANS & SPECIFICATIONS AND THE COPYRIGHT THEREIN ARE THE PROPERTY OF THE ARCHITECTAND MUST NOT BE USED, REPRODUCED OR COPIED WHOLLY OR IN PART WITHOUT THE WRITTEN PERMISSION OF THIS OFFICE.

FIGURED DIMENSIONS TO BE USED IN PREFERENCE TO SCALING. ALL DIMENSIONS TO BE CHECKED ONSITE.

THIS DOCUMENT NOT TO BE USED FOR CONSTRUCTION UNLESS SIGNED & ISSUED FOR CONSTRUCTION.

TITLE
SIGNAGE DETAILS - WAREHOUSE IDENTIFICATION SIGN - SHEET 2

DATE	SCALE	PROJECT NO.	DWG NO.	REVISION
22.10.2024	1:0 @ A1 1:0 @ A3	22144	DA601	4

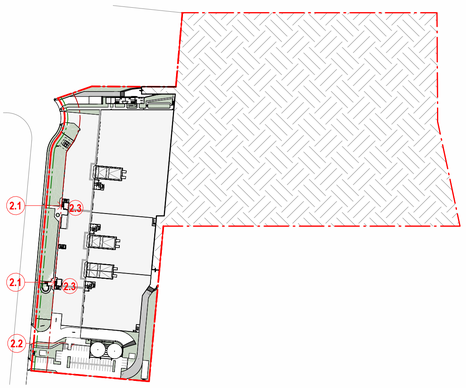

SIGNAGE KEY PLAN - LOWER GROUND

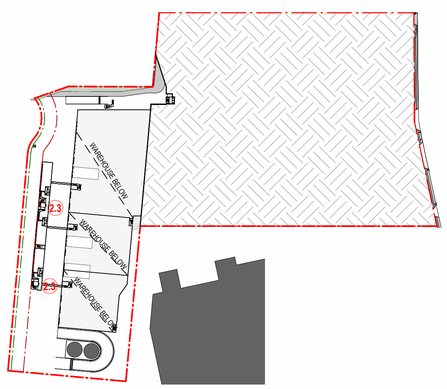

SIGNAGE KEY PLAN - LOWER GROUND MEZZ

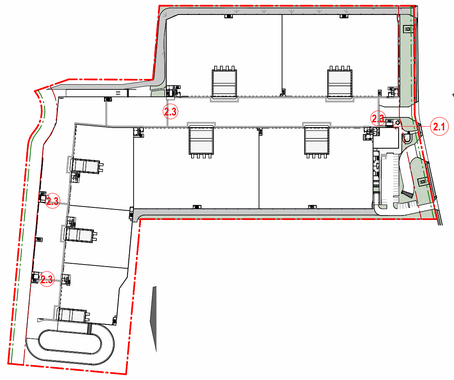

SIGNAGE KEY PLAN - GROUND

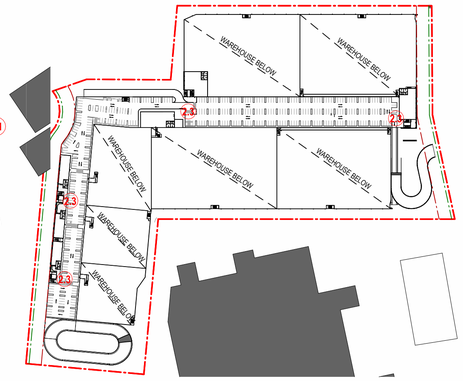

SIGNAGE KEY PLAN - GF MEZZ

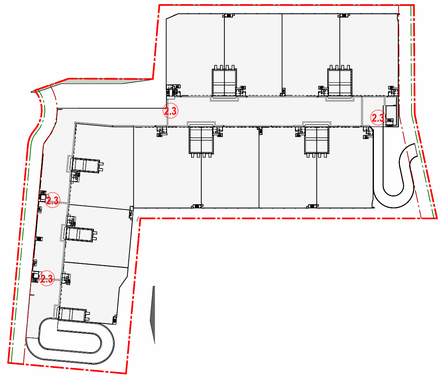

SIGNAGE KEY PLAN - LEVEL 1

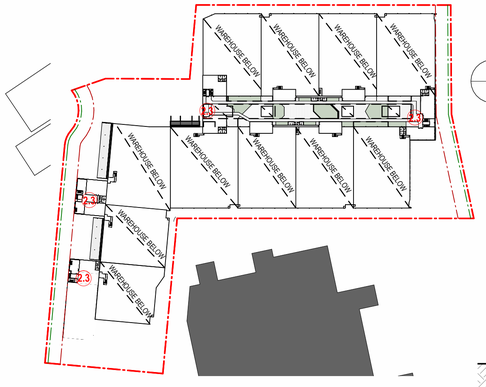

SIGNAGE KEY PLAN - L1 MEZZ

IDENTIFICATION SIGN 2.1

TYPICAL TENANCY SIGNAGE

NOTE:

- WALL MOUNTED
- SINGLE SIDED
- NON-ILUMINATED
- LOCATION AND DIMENSIONS TBC BY CLIENT
- INDICATIVE COLOURS, TEXT AND ARTWORK SUBJECT TO FUTURE DETAILS



1 SIGNAGE 2.1_PLAN 1 : 25

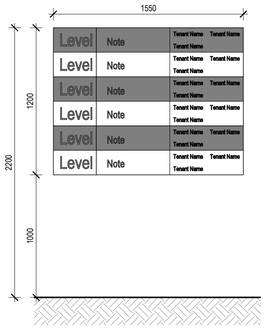

2 FRONT ELEVATION 1 : 25



3 SIGNAGE 2.1_ 3D VIEW

IDENTIFICATION SIGN 2.3

TYPICAL LIFT SIGNAGE

NOTE:

- WALL MOUNTED
- SINGLE SIDED
- NON-ILUMINATED
- LOCATION AND DIMENSIONS TBC BY CLIENT
- INDICATIVE COLOURS, TEXT AND ARTWORK SUBJECT TO FUTURE DETAILS

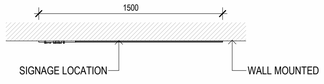

7 SIGNAGE 2.3_PLAN 1 : 25

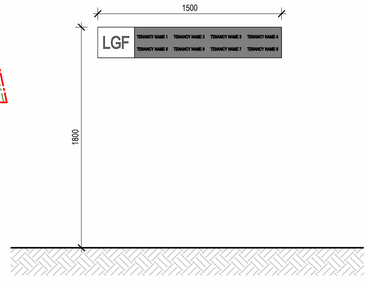

8 SIGNAGE 2.3_DETAIL ELEVATION 1 : 25



9 SIGNAGE 2.3_ 3D VIEW

IDENTIFICATION SIGN 2.2

TYPICAL TENANCY SIGNAGE

NOTE:

- WALL MOUNTED
- SINGLE SIDED
- NON-ILUMINATED
- LOCATION AND DIMENSIONS TBC BY CLIENT
- INDICATIVE COLOURS, TEXT AND ARTWORK SUBJECT TO FUTURE DETAILS



4 SIGNAGE 2.2 PLAN 1 : 25



5 FRONT ELEVATION 1 : 25

COORDINATION

#	DESCRIPTION	DATE
4	ISSUE FOR COORDINATION	31.05.2024
3	ISSUE FOR REVIEW	10.05.2024
2	ISSUE FOR REVIEW	01.05.2024
1	ISSUE FOR REVIEW	22.04.2024

SBA ARCHITECTS
Commercial Industrial Residential Retail Interior Design
Phone: 02 9929 9988 Web: www.sbaarch.com.au

CLIENT lendlease

PROPOSED MULTI-LEVEL INDUSTRIAL DEVELOPMENT

15-21 BRITTON STREET SMITHFIELD

NORTH

THESE DESIGNS, PLANS & SPECIFICATIONS AND THE COPYRIGHT THEREIN ARE THE PROPERTY OF THE ARCHITECTAND MUST NOT BE USED, REPRODUCED OR COPIED WHOLLY OR IN PART WITHOUT THE WRITTEN PERMISSION OF THIS OFFICE.

FIGURED DIMENSIONS TO BE USED IN PREFERENCE TO SCALING. ALL DIMENSIONS TO BE CHECKED ONSITE.

THIS DOCUMENT NOT TO BE USED FOR CONSTRUCTION UNLESS SIGNED & ISSUED FOR CONSTRUCTION.

TITLE
SIGNAGE DETAILS - TENANCY IDENTIFICATION SIGN

DATE	SCALE	PROJECT NO.	DWG NO.	REVISION
31.05.2024	1:0 @ A1 1:0 @ A3	22144	DA610	4

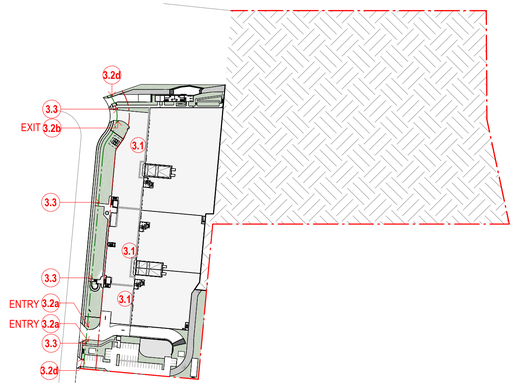

SIGNAGE KEY PLAN - LOWER GROUND

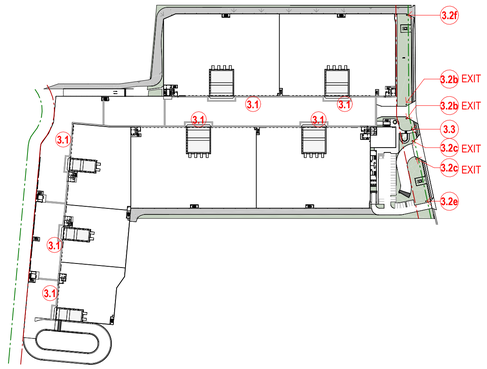

SIGNAGE KEY PLAN - GROUND

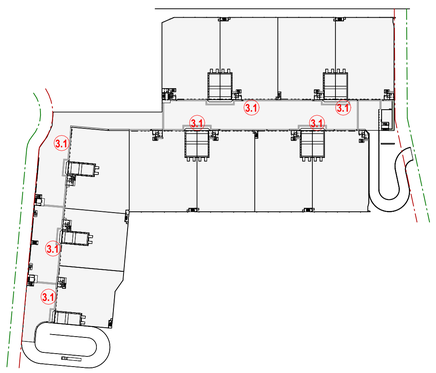

SIGNAGE KEY PLAN - LEVEL 1

IDENTIFICATION SIGN 3.1

LOADING DOCK IDENTIFICATION - TO BE APPLIED AT EVERY RSD

NOTE:
- WALL FLASHING MOUNTED
- SINGLE SIDED
- NON-ILUMINATED
- INDICATIVE COLOURS, TEXT AND ARTWORK TBC

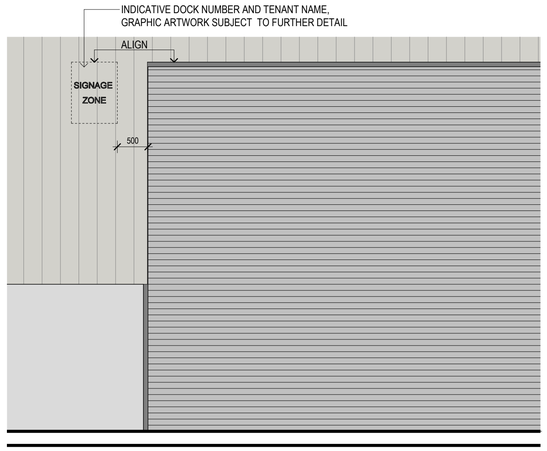

1 RSD DOCK SIGNAGE 3.1_ ELEVATION 1 : 50

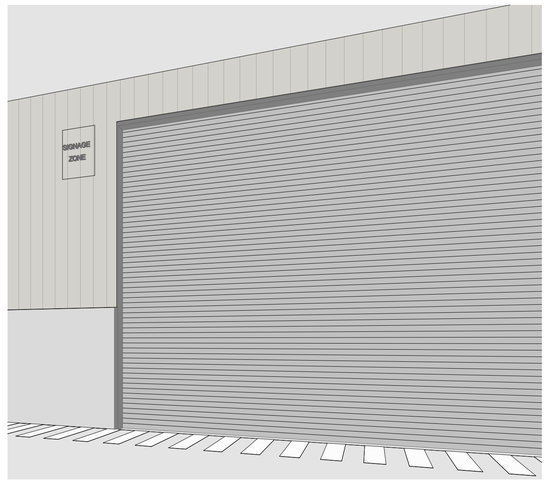

2 3D PERSPECTIVE - FROM HARDSTAND

IDENTIFICATION SIGN 3.2

GATE/ ENTRY/ CAR PARK IDENTIFICATION

NOTE:
- FREESTANDING
- DOUBLE SIDED
- NON-ILUMINATED
- TRUCKS, CAR PARK & FIRE BRIGADE WAYFINDING SIGNAGE - COLOURS, TEXT AND ARTWORK TBC BY CLIENT



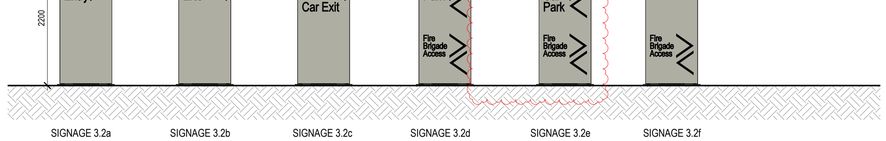

3 SIGNAGE 3.2_PLAN 1 : 50

4 SIGNAGE 3.2_ELEVATION 1 : 50

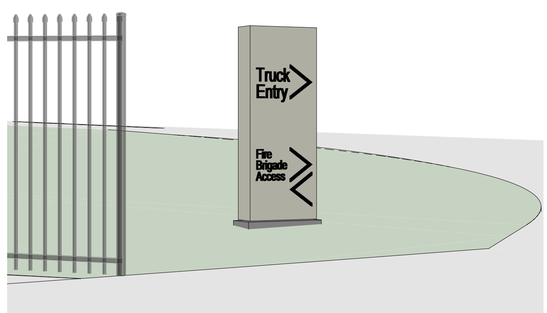

5 TRUCK SIGNAGE_3D VIEW

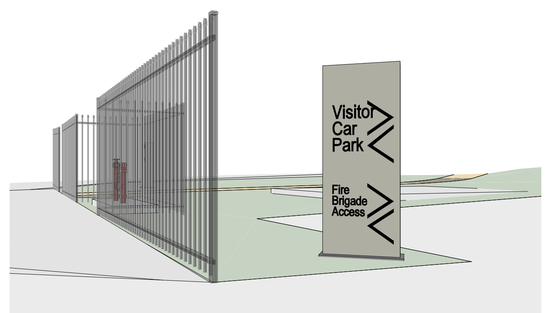

6 CAR PARK SIGNAGE_3D VIEW

IDENTIFICATION SIGN 3.3

PEDESTRIAN DIRECTIONAL

NOTE:
- FREESTANDING
- DOUBLE SIDED
- NON-ILUMINATED
- INDICATIVE COLOURS, TEXT AND ARTWORK SUBJECT TO FUTURE DETAILS

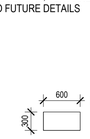

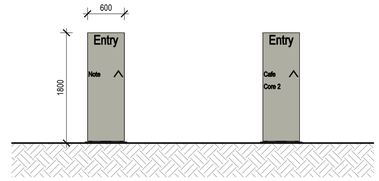

7 SIGNAGE 3.3_PLAN 1 : 50

8 CAFE SIGNAGE 3.3_ELEVATION 1 : 50



9 SIGNAGE 3.3_TYPICAL 3D VIEW



10 CAFE SIGNAGE_ 3D VIEW

ISSUE FOR SSDA

#	DESCRIPTION	DATE
5	ISSUE FOR REVIEW	22.10.2024
4	ISSUE FOR SSDA	08.07.2024
3	ISSUE FOR COORDINATION	31.05.2024
2	ISSUE FOR REVIEW	10.05.2024
1	ISSUE FOR REVIEW	22.04.2024

SBA ARCHITECTS
Commercial Industrial Residential Retail Interior Design
Phone: 02 9929 9988 Web: www.sbaarch.com.au

CLIENT lendlease

PROPOSED MULTI-LEVEL INDUSTRIAL DEVELOPMENT

15-21 BRITTON STREET SMITHFIELD

NORTH

THESE DESIGNS, PLANS & SPECIFICATIONS AND THE COPYRIGHT THEREIN ARE THE PROPERTY OF THE ARCHITECTAND MUST NOT BE USED, REPRODUCED OR COPIED WHOLLY OR IN PART WITHOUT THE WRITTEN PERMISSION OF THIS OFFICE.

FIGURED DIMENSIONS TO BE USED IN PREFERENCE TO SCALING. ALL DIMENSIONS TO BE CHECKED ONSITE.

THIS DOCUMENT NOT TO BE USED FOR CONSTRUCTION UNLESS SIGNED & ISSUED FOR CONSTRUCTION.

TITLE
SIGNAGE DETAILS - DIRECTIONAL SIGN

DATE	SCALE	PROJECT NO.	DWG NO.	REVISION
22.10.2024	1:0 @ A1 1:0 @ A3	22144	DA615	5

Appendix B: Photographic Log



Photo 1: Snackbrands warehouse, southwest boundary.



Photo 2: Sanckbrands, western boundary, facing north.



Photo 3: Snackbrands, padmount substations, northwest boundary, facing east.



Photo 4: Snackbrands, water tank, northwest boundary, facing east.



Photo 5: Snackbrands, pump, northwest boundary, facing east.



Photo 6: Snackbrands, north western boundary, multiple services.



Photo 7: Snackbrands, lunch room/canteen, inside main warehouse.



Photo 8: Snackbrands, reception, inside main warehouse.



Photo 9: Snackbrands, carpark, southern portion.



Photo 10: Snackbrands, potato storage shed, northern portion.



Photo 11: Snackbrands, oil tanks and chemical storage, eastern portion of Snackbrands site.



Photo 12: Snackbrands, chemical storage, eastern portion of Snackbrands site.



Photo 13: Snackbrands, chip seasoning storage area.



Photo 14: Snackbrands, processing area, main warehouse.



Photo 15: Snackbrands, packaging area, inside main warehouse.



Photo 16: Snackbrands, maintenance workshop area.



Photo 17: Snackbrands, maintenance workshop area.



Photo 18: Snackbrands, northern portion of site, storage sheds.



Photo 19: Snackbrands, cooking oil storage tanks, inside main warehouse.



Photo 20: Snackbrands, processing area, sodium hydroxide storage tank, inside main warehouse.



Photo 21: Snackbrands, packaging area.



Photo 22: Snackbrands, processing area.



Photo 23: Snackbrands, washbay area, northern portion of site.



Photo 24: Snackbrands, chemical storage shed, northern portion of site.



Photo 25: Snackbrands, water treatment, northern portion of site.



Photo 26: Snackbrands, water treatment, northern portion of site.



Photo 27: Microbial lab building and grassed area, south eastern portion of site.



Photo 28: Microbial lab, lab area and chemical storage.



Photo 29: Paraolympics building.



Photo 30: Paraolympics building, inside.



Photo 31: CRL Express warehouse.



Photo 32: Truck loading Area, in between DGL and CRL Express warehouses.



Photo 33: Sancell warehouse.



Photo 34: Sancell loading dock area.



Photo 35: Access Road on the western boundary of Lot 34. Muliple services within grass verge.



Photo 36: Water storage tank, area west of DGL warehouse.



Photo 37: DGL unloading area.



Photo 38: DGL warehouse, chemical storage.



Photo 39: Percival Road property, grassed area.



Photo 40: Garden area, north of paraolympics building. CRL warehouse built into hillside.



Photo 41: Percival Road, main entrance.



Photo 42: Drilling at location MW04.



Photo 43: MW04 soil lithology.



Photo 44: SB25 lithology. Soil around 1.0 m signs of potential acid sulfate soils.



Photo 45: Subslab location SV25.



Photo 46: Subslab location SV32.



Photo 47: Ambient air PID reading 5.7 ppm inside north east portion of DGL warehouse, near location SV33.



Photo 48: Soil bore SB27 lithology.



Photo 49: Soil bore SB27 drilling location, inside DGL warehouse.



Photo 50: Soil bore SB34 drilling location, inside DGL warehouse.



Photo 51: Subslab vapour location SV39.



Photo 52: Monitoring well MW07, in proximity to Microbial Lab.



Photo 53: Monitoring well MW09, grassed area, east of DGL warehouse.



Photo 54: Drilling of monitoring well MW08, east of truck loading area.



Photo 55: Asbestos fragement within garden bed adjacent microbial lab building.



Photo 56: Asbestos fragement within garden bed adjacent microbial lab building.



Photo 57: Lithology at soil bore SB38, in the northern portion of Snackbrands site.



Photo 58: Drilling at location SB40, in the northern portion of Snackbrands site.



Photo 59: Ground-penetrating-radar (GPR) scanning in the the northern portion of Snackbrands property.



Photo 60: Area with cooking oil sheen on ground surface and water pooling below concrete slab. Snackbrands property to the east of the warehouse.



Photo 61: Cooking oily water in the crack between concrete slab. Snackbrands property to the east of the warehouse.



Photo 62: Cooking oil sheen appears to be leaking from corroded cooking oil fill points / pipes. Snackbrands property to the east of the warehouse.



Photo 63: Cooking oil sheen. Snackbrands property to the east of the warehouse.



Photo 64: Installation of sub-slab location SV50.

□

Appendix C: Groundwater Bore Search

State Overview
State Overview

Rivers and Streams
favourites search download sites
find a site
Real Time Data - Rivers And Streams

Daily River Reports
Daily River Reports

Dams
favourites search download sites
find a site
Real Time Data - Major Dams

Groundwater (Telemetered data)
favourites search download sites
find a site
Real Time Data - Bores

All Groundwater Site details
search download sites find a site
search by licence
All Groundwater Map

Meteorology
favourites search download sites
find a site
Real Time Data - Weather Stations

ALL GROUNDWATER MAP

All data times are Eastern Standard Time

Map Info

current site: GW102599

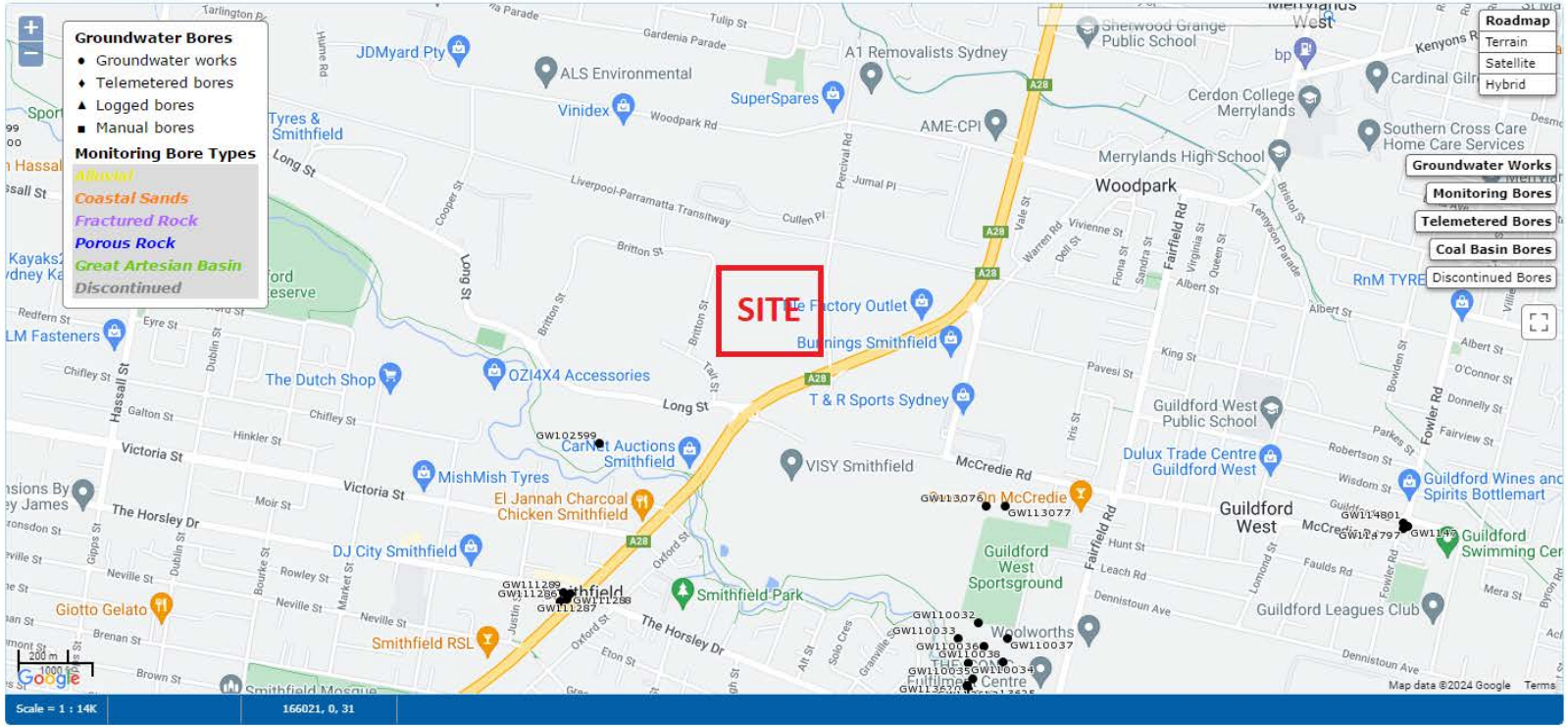

WaterNSW
Work Summary

GW102599

Licence: 10WA109373
Licence Status: CURRENT

Authorised Purpose(s): INDUSTRIAL
Intended Purpose(s): INDUSTRIAL

Work Type: Bore
Work Status:
Construct.Method: Rotary Air
Owner Type:

Commenced Date:
Completion Date: 19/10/1999
Final Depth: 204.00 m
Drilled Depth: 204.00 m

Contractor Name: INTERTEC DRILLING SERVICES
Driller: Dean John Milgate
Assistant Driller:

Property: G JAMES HOLDINGS 26 Long St SMITHFIELD 2164 NSW
GWMA: -
GW Zone: -
Standing Water Level (m):
Salinity Description:
Yield (L/s):

Site Details

Site Chosen By:

	County	Parish	Cadastre
Form A:	CUMBERLAND	PROSPECT	102 794292
Licensed:	CUMBERLAND	PROSPECT	Whole Lot 102//794292

Region: 10 - Sydney South Coast
River Basin: - Unknown
Area/District:
CMA Map:
Grid Zone:
Scale:

Elevation: 0.00 m (A.H.D.)
Elevation Source: Unknown
Northing: 6252697.000
Easting: 309537.000
Latitude: 33°50'55.8"S
Longitude: 150°56'28.9"E

GS Map: -
MGA Zone: 56
Coordinate Source: Unknown

Construction

Negative depths indicate Above Ground Level; C-Cemented; SL-Slot Length; A-Aperture; GS-Grain Size; Q-Quantity; PL-Placement of Gravel Pack; PC-Pressure Cemented; S-Sump; CE-Centralisers

Hole	Pipe	Component	Type	From (m)	To (m)	Outside Diameter (mm)	Inside Diameter (mm)	Interval	Details
1		Hole	Hole	0.00	8.80	210			Rotary Air
1		Hole	Hole	8.80	204.00	168			Rotary Air
1	1	Casing	Pvc Class 9	-0.40	65.60	140			Suspended in Clamps, Screwed and Glued
1	1	Casing	Steel	-0.40	9.10	168	158		Driven into Hole, Welded

Water Bearing Zones

From (m)	To (m)	Thickness (m)	WBZ Type	S.W.L. (m)	D.D.L. (m)	Yield (L/s)	Hole Depth (m)	Duration (hr)	Salinity (mg/L)
7.50	7.80	0.30	Unknown			0.20	8.00		3500.00
93.00	93.50	0.50	Unknown	26.50		0.70	204.00	01:00:00	5750.00

Drillers Log

From (m)	To (m)	Thickness (m)	Drillers Description	Geological Material	Comments
0.00	0.40	0.40	TOPSOIL	Topsoil	
0.40	7.50	7.10	CLAY BROWN	Clay	
7.50	7.80	0.30	GRAVEL FRACT. SEALED OFF	Gravel	
7.80	59.00	51.20	SHALE BLACK	Shale	
59.00	69.50	10.50	SANDSTONE GREY M.G.	Sandstone	
69.50	84.00	14.50	SANDSTONE WHITE M.G.	Sandstone	
84.00	96.00	12.00	SANDSTONE/QUARTZ FRACTURED	Sandstone	
96.00	113.00	17.00	SANDSTONE GREY F.G.	Sandstone	
113.00	160.00	47.00	SANDSTONE WHITE M.G.	Sandstone	
160.00	163.00	3.00	SANDSTONE GREY M.G.	Sandstone	
163.00	195.00	32.00	SANDSTONE WHITE M.G.	Sandstone	
195.00	198.00	3.00	SANDSTONE GREY M.G.	Sandstone	
198.00	204.00	6.00	SANDSTONE WHITE M.G.	Sandstone	

Remarks

29/03/2001: PREVIOUS LIC NO: 10BL159400

***** End of GW102599 *****

Warning To Clients: This raw data has been supplied to the WaterNSW by drillers, licensees and other sources. WaterNSW does not verify the accuracy of this data. The data is presented for use by you at your own risk. You should consider verifying this data before relying on it. Professional hydrogeological advice should be sought in interpreting and using this data.

Appendix D: Historical Aerial Images










INDUSTRIAL
CONSTRUCTIONS


INDUSTRIAL
CONSTRUCTIONS


INDUSTRIAL
CONSTRUCTIONS


INDUSTRIAL
CONSTRUCTIONS

Appendix E: EPA Records Search

Public registers

POEO Public Register

Contaminated land record of notices

About the record of notices

List of notified sites

Tips for searching

Disclaimer

Dangerous goods licences

Pesticide licences

Radiation licences

Home Public registers Contaminated land record of notices

Search results

Your search for: Suburb: SMITHFIELD

Matched 3 notices relating to 1 site.

Search Again Refine Search

Suburb	Address	Site Name	Notices related to this site
SMITHFIELD	25 Victoria STREET	Drum Reconditioner	3 former

Page 1 of 1

12 March 2024

The NSW Government PFAS Investigation Program

View a map of the sites in NSW that may be contaminated with PFAS, learn how to reduce your exposure to these dangerous chemicals, and read about our investigation of the issue.

The EPA is leading an investigation program to assess the legacy of PFAS use across NSW. With the assistance of the NSW PFAS Technical Advisory Group, which includes NSW Health, Department of Primary Industries and the Office of Environment and Heritage, we provide impacted residents with tailored, precautionary dietary advice to help them reduce any exposure to PFAS.

Current investigations are focused on sites where it is likely that large quantities of PFAS have been used. The EPA is currently investigating PFAS at these sites:

Map view | List view

Filter by | No filter set

Showing 3 of 50 sites

Reset map

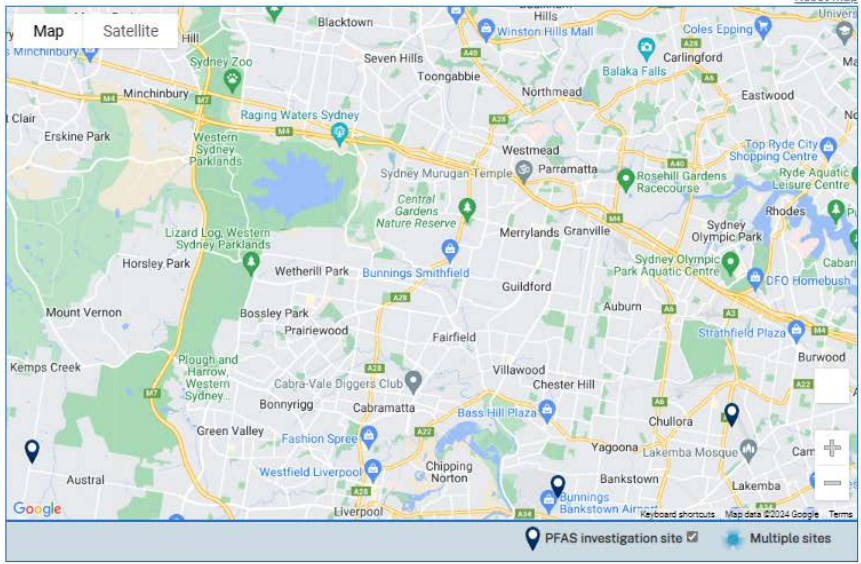

Tags: PFAS

Public registers

- POEO Public Register
  - Licences, applications and notices search
  - Penalty notices search
  - Enforceable undertakings search
  - Enforceable undertakings media releases
  - Exemptions and approvals search
  - Prosecutions or civil proceedings search
  - Terms of use: POEO public register
  - Licensing FAQs
  - List of licences
  - Unlicensed premises regulated by the EPA
- Contaminated land record of notices
- Dangerous goods licences
- Pesticide licences
- Radiation licences

Home Public registers POEO Public Register Licences, applications and notices search

Search results

Your search for: **General Search** with the following criteria

Suburb - smithfield

returned 194 results

Export to excel 1 of 10 Pages Search Again

Number	Name	Location	Type	Status	Issued date
1609419		28-54 Percival Street, SMITHFIELD, NSW 2164	s.58 Licence Variation	Issued	17 Aug 2021
1611625		13 Long Street, SMITHFIELD, NSW 2164	s.80 Surrender of a Licence	Issued	30 Aug 2021
1618799		15-21 Britton Street, SMITHFIELD, NSW 2164	s.58 Licence Variation	Issued	27 May 2022
1616697		7 LONG STREET, SMITHFIELD, NSW 2164	s.58 Licence Variation	Issued	14 Oct 2022
1626960		7 LONG STREET, SMITHFIELD, NSW 2164	s.58 Licence Variation	Issued	24 Apr 2023
1637369		277-303 WOODPARK ROAD, SMITHFIELD, NSW 2164	s.58 Licence Variation	Pending	28 Feb 2024
1637572		BUILDING 4/26 LONG STREET, SMITHFIELD, NSW 2164	s.58 Licence Variation	Pending	05 Mar 2024
5415	A.C.N. 072 645 188 PTY LTD (C/- ANTHONY MILTON SIMS-LIQUIDATOR)	22 VICTORIA ST, SMITHFIELD, NSW 2164	POEO licence	Surrendered	09 Jun 2000
1064950	A.C.N. 072 645 188 PTY LTD (C/- ANTHONY MILTON SIMS-LIQUIDATOR)	22 VICTORIA ST, SMITHFIELD, NSW 2164	s.80 Surrender of a Licence	Issued	06 Sep 2006
11961	ABBSTRONG PTY. LIMITED	21 Sammut Street, SMITHFIELD, NSW 2164	POEO licence	No longer in force	16 Nov 2005
4915	ANZPAC SERVICES (AUSTRALIA) PTY. LIMITED	32 BRITTON STREET, SMITHFIELD, NSW 2164	POEO licence	No longer in force	27 Mar 2000
1044433	ANZPAC SERVICES (AUSTRALIA) PTY. LIMITED	32 BRITTON STREET, SMITHFIELD, NSW 2164	s.58 Licence Variation	Issued	11 Feb 2005
6183	APPLIED SOIL TECHNOLOGY PTY LIMITED	10 ROBERT STREET, SMITHFIELD, NSW 2164	POEO licence	Surrendered	09 Jan 2001
1016316	APPLIED SOIL TECHNOLOGY PTY LIMITED	10 ROBERT STREET, SMITHFIELD, NSW 2164	s.58 Licence Variation	Issued	19 Jun 2002
1028466	APPLIED SOIL TECHNOLOGY PTY LIMITED	10 ROBERT STREET, SMITHFIELD, NSW 2164	s.58 Licence Variation	Issued	07 Nov 2003
1032443	APPLIED SOIL TECHNOLOGY PTY LIMITED	10 ROBERT STREET, SMITHFIELD, NSW 2164	s.91 Clean Up Notice	Issued	14 Nov 2003
1033531	APPLIED SOIL TECHNOLOGY PTY LIMITED	10 ROBERT STREET, SMITHFIELD, NSW 2164	s.110 Variation of Clean Up Notice	Issued	24 Dec 2003
1034636	APPLIED SOIL TECHNOLOGY PTY LIMITED	10 ROBERT STREET, SMITHFIELD, NSW 2164	s.80 Surrender of a Licence	Issued	18 Feb 2004
1536568	Auswide Car Removals	6 Britton Street, SMITHFIELD, NSW 2164	s.91 Clean Up Notice	Issued	22 Dec 2015
1139	BORAL RESOURCES (NSW) PTY LTD	LONG ROAD, SMITHFIELD, NSW 2164	POEO licence	No longer in force	22 Aug 2000

1 2 3 4 5 6 7 8 9 10

12 March 2024

Public registers

- POEO Public Register
  - Licences, applications and notices search
  - Penalty notices search
  - Enforceable undertakings search
  - Enforceable undertakings media releases
  - Exemptions and approvals search
  - Prosecutions or civil proceedings search
  - Terms of use: POEO public register
  - Licensing FAQs
  - List of licences
  - Unlicensed premises regulated by the EPA
- Contaminated land record of notices
- Dangerous goods licences
- Pesticide licences
- Radiation licences

Home Public registers POEO Public Register Licences, applications and notices search

Search results

Your search for: **General Search** with the following criteria

Suburb - smithfield

returned 194 results

Export to excel 2 of 10 Pages Search Again

Number	Name	Location	Type	Status	Issued date
6253	BRIGHT & BARTHOLOMEW PTY LTD	68 LONG STREET, SMITHFIELD, NSW 2164	POEO licence	Surrendered	28 Mar 2000
1032114	BRIGHT & BARTHOLOMEW PTY LTD	68 LONG STREET, SMITHFIELD, NSW 2164	s.80 Surrender of a Licence	Issued	10 Nov 2003
1019367	CAMPBELL BROTHERS LIMITED	277-303 WOODPARK ROAD, SMITHFIELD, NSW 2164	s.58 Licence Variation	Issued	13 Aug 2002
1027483	CAMPBELL BROTHERS LIMITED	277-303 WOODPARK ROAD, SMITHFIELD, NSW 2164	s.58 Licence Variation	Issued	21 May 2003
1028671	CAMPBELL BROTHERS LIMITED	277-303 WOODPARK ROAD, SMITHFIELD, NSW 2164	s.58 Licence Variation	Issued	02 Jul 2003
21542	CAPRAL LIMITED	BUILDING 4/26 LONG STREET, SMITHFIELD, NSW 2164	POEO licence	Issued	18 Mar 2022
3085765550	Carbon Polymers Limited	150-166 Woodpark Road, SMITHFIELD, NSW 2164	Penalty Notice	Issued	13 Sep 2012
3085767906	Carbon Polymers Limited	150-166 Woodpark Road, SMITHFIELD, NSW 2164	Penalty Notice	Issued	09 Jan 2013
3085768391	Carbon Polymers Limited	150-166 Woodpark Road, SMITHFIELD, NSW 2164	Penalty Notice	Issued	21 Jan 2013
1518052	Carbon Polymers Limited	150-166 Woodpark Road, SMITHFIELD, NSW 2164	s.91 Clean Up Notice	Issued	14 Nov 2013
3085773020	Carbon Polymers Limited	150-166 Woodpark Road, SMITHFIELD, NSW 2164	Penalty Notice	Issued	08 Jan 2014
12471	CARTER HOLT HARVEY PACKAGING PTY LIMITED	144-156 McCredie Road, SMITHFIELD, NSW 2164	POEO licence	No longer in force	08 Jun 2006
10437	CLEANAWAY PTY LTD	767 The Horsley Drive, SMITHFIELD, NSW 2164	POEO licence	Surrendered	09 Feb 2000
1008500	CLEANAWAY PTY LTD	767 The Horsley Drive, SMITHFIELD, NSW 2164	s.80 Surrender of a Licence	Issued	06 Jun 2001
6355	COCA-COLA EUROPACIFIC PARTNERS AUSTRALIA PTY LIMITED	1 STURT STREET, SMITHFIELD, NSW 2164	POEO licence	No longer in force	17 Jan 2000
1044559	COCA-COLA EUROPACIFIC PARTNERS AUSTRALIA PTY LIMITED	1 STURT STREET, SMITHFIELD, NSW 2164	s.58 Licence Variation	Issued	19 Feb 2005
6275	CROWN EQUIPMENT PTY. LIMITED	129-131 LONG STREET, SMITHFIELD, NSW 2164	POEO licence	No longer in force	21 Mar 2000
7380	CROWN EQUIPMENT PTY. LIMITED	CNR COOPER & LONG STREETS, SMITHFIELD, NSW 2164	POEO licence	No longer in force	26 Jun 2000
12048	CROWN EQUIPMENT PTY. LIMITED	123 Long Street, SMITHFIELD, NSW 2164	POEO licence	No longer in force	19 Dec 2003
1048458	CROWN EQUIPMENT PTY. LIMITED	CNR COOPER & LONG STREETS, SMITHFIELD, NSW 2164	s.58 Licence Variation	Issued	06 Jun 2005

1 2 3 4 5 6 7 8 9 10

Public registers

- POEO Public Register
  - Licences, applications and notices search
  - Penalty notices search
  - Enforceable undertakings search
  - Enforceable undertakings media releases
  - Exemptions and approvals search
  - Prosecutions or civil proceedings search
  - Terms of use: POEO public register
  - Licensing FAQs
  - List of licences
  - Unlicensed premises regulated by the EPA
- Contaminated land record of notices
- Dangerous goods licences
- Pesticide licences
- Radiation licences

Home | Public registers | POEO Public Register | Licences, applications and notices search

Search results

Your search for: **General Search** with the following criteria

Suburb - smithfield

returned 194 results

Export to excel | 3 of 10 Pages | Search Again

Number	Name	Location	Type	Status	Issued date
1050599	CROWN EQUIPMENT PTY. LIMITED	129-131 LONG STREET, SMITHFIELD, NSW 2164	s.58 Licence Variation	Issued	30 Aug 2005
1069568	CROWN EQUIPMENT PTY. LIMITED	123 Long Street, SMITHFIELD, NSW 2164	s.58 Licence Variation	Issued	16 Feb 2007
3085782435	D & N RUBBER REFINERY PTY LTD	66 Victoria Street , SMITHFIELD, NSW 2164	Penalty Notice	Issued	05 Jul 2017
21142	D & N RUBBER REFINERY PTY LTD	66 Victoria Street , SMITHFIELD, NSW 2164	POEO licence	Issued	08 Nov 2018
3502079	D & N RUBBER REFINERY PTY LTD	66 Victoria Street , SMITHFIELD, NSW 2164	s.96 Prevention Notice	Issued	08 Apr 2022
3502855	D & N RUBBER REFINERY PTY LTD	66 Victoria Street , SMITHFIELD, NSW 2164	s.96 Prevention Notice	Issued	08 Aug 2022
3173531204	D & N RUBBER REFINERY PTY LTD	66 Victoria Street , SMITHFIELD, NSW 2164	Penalty Notice	Issued	09 Aug 2022
3500545	D A Programmed Maintenance Pty Ltd	2 HUME ROAD, SMITHFIELD, NEW SOUTH WALES 2164	s.91 Clean Up Notice	Issued	23 Jun 2021
2717	DEMAG CRANES AND COMPONENTS PTY. LTD.	92 LONG STREET, SMITHFIELD, NSW 2164	POEO licence	Surrendered	10 Nov 2000
1044203	DEMAG CRANES AND COMPONENTS PTY. LTD.	92 LONG STREET, SMITHFIELD, NSW 2164	s.58 Licence Variation	Issued	06 Feb 2005
1067280	DEMAG CRANES AND COMPONENTS PTY. LTD.	92 LONG STREET, SMITHFIELD, NSW 2164	s.80 Surrender of a Licence	Issued	21 Nov 2006
20875	DEMAST PTY LTD	7 LONG STREET, SMITHFIELD, NSW 2164	POEO licence	Issued	19 Apr 2017
1564735	DEMAST PTY LTD	7 LONG STREET, SMITHFIELD, NSW 2164	s.58 Licence Variation	Issued	18 Jun 2018
1577513	DEMAST PTY LTD	7 LONG STREET, SMITHFIELD, NSW 2164	s.58 Licence Variation	Issued	01 May 2019
1595839	DEMAST PTY LTD	7 LONG STREET, SMITHFIELD, NSW 2164	s.58 Licence Variation	Issued	03 Sep 2020
1615996	DEMAST PTY LTD	7 LONG STREET, SMITHFIELD, NSW 2164	Compliance Audit	Complete	17 Jan 2022
1631234	DEMAST PTY LTD	7 LONG STREET, SMITHFIELD, NSW 2164	s.58 Licence Variation	Issued	05 Sep 2023
20863	DGL INDUSTRIES PTY LTD	28-54 Percival Street, SMITHFIELD, NSW 2164	POEO licence	Issued	20 Feb 2018
1635512	DGL INDUSTRIES PTY LTD	28-54 Percival Street, SMITHFIELD, NSW 2164	Compliance Audit	Complete	14 Dec 2023
3173524907	DUMP IT RECYCLING CENTRE PTY LTD	13 Long Street, SMITHFIELD, NSW 2164	Penalty Notice	Court Elected	

Public registers

- POEO Public Register
  - Licences, applications and notices search
  - Penalty notices search
  - Enforceable undertakings search
  - Enforceable undertakings media releases
  - Exemptions and approvals search
  - Prosecutions or civil proceedings search
  - Terms of use: POEO public register
  - Licensing FAQs
  - List of licences
  - Unlicensed premises regulated by the EPA
- Contaminated land record of notices
- Dangerous goods licences
- Pesticide licences
- Radiation licences

Home Public registers POEO Public Register Licences, applications and notices search

Search results

Your search for: **General Search** with the following criteria

Suburb - smithfield

returned 184 results

Export to excel 4 of 10 Pages Search Again

Number	Name	Location	Type	Status	Issued date
12661	DUMP IT RECYCLING CENTRE PTY LTD	13 Long Street, SMITHFIELD, NSW 2164	POEO licence	Surrendered	28 Feb 2007
1566519	DUMP IT RECYCLING CENTRE PTY LTD	13 Long Street, SMITHFIELD, NSW 2164	Compliance Audit	Complete	29 Jun 2018
1504966	EDCO CONTRACTING GROUP PTY. LIMITED	13 Long Street, SMITHFIELD, NSW 2164	s.58 Licence Variation	Issued	13 Aug 2012
6356	ELITE PLATING PTY LTD	113 WOODPARK ROAD, SMITHFIELD, NSW 2164	POEO licence	Issued	03 Feb 2000
1048396	ELITE PLATING PTY LTD	113 WOODPARK ROAD, SMITHFIELD, NSW 2164	s.58 Licence Variation	Issued	02 Jun 2005
1093436	ELITE PLATING PTY LTD	113 WOODPARK ROAD, SMITHFIELD, NSW 2164	s.58 Licence Variation	Issued	04 Apr 2009
1524196	ELITE PLATING PTY LTD	113 WOODPARK ROAD, SMITHFIELD, NSW 2164	s.58 Licence Variation	Issued	14 Aug 2014
1635479	ELITE PLATING PTY LTD	113 WOODPARK ROAD, SMITHFIELD, NSW 2164	Compliance Audit	Complete	12 Dec 2023
1518390	EPOCH HOLDINGS PTY LIMITED	150 Woodpark Road, SMITHFIELD, NSW 2164	s.91 Clean Up Notice	Issued	28 Nov 2013
3085777247	GEORGE KHOURI	4/113 Woodpark Road , SMITHFIELD, NSW 2164	Penalty Notice	Issued	25 Nov 2015
3085777256	GEORGE KHOURI	4/113 Woodpark Road , SMITHFIELD, NSW 2164	Penalty Notice	Issued	25 Nov 2015
3085777622	GEORGE KHOURI	4/113 Woodpark Road , SMITHFIELD, NSW 2164	Penalty Notice	Issued	25 Nov 2015
3085777650	GEORGE KHOURI	4/113 Woodpark Road , SMITHFIELD, NSW 2164	Penalty Notice	Issued	25 Nov 2015
3085777669	GEORGE KHOURI	4/113 Woodpark Road , SMITHFIELD, NSW 2164	Penalty Notice	Issued	25 Nov 2015
3085777678	GEORGE KHOURI	4/113 Woodpark Road , SMITHFIELD, NSW 2164	Penalty Notice	Issued	25 Nov 2015
1607449	GETA SKIP PTY LTD	129-141 Woodpark Road, SMITHFIELD, NSW 2164	s.91 Clean Up Notice	Issued	30 Mar 2021
20173	HI-TECH OIL TRADERS PTY. LIMITED	5 Tarlington Place, SMITHFIELD, NSW 2164	POEO licence	Issued	12 Oct 2012
1562747	HI-TECH OIL TRADERS PTY. LIMITED	5 Tarlington Place, SMITHFIELD, NSW 2164	s.58 Licence Variation	Issued	17 Dec 2019
997	IMPACT INTERNATIONAL PTY. LIMITED	78 VICTORIA STREET, SMITHFIELD, NSW 2164	POEO licence	Surrendered	20 Oct 2000
1037108	IMPACT INTERNATIONAL PTY. LIMITED	78 VICTORIA STREET, SMITHFIELD, NSW 2164	s.80 Surrender of a Licence	Issued	19 May 2004

1 2 3 4 5 6 7 8 9 10

12 March 2024

Public registers

- POEO Public Register
  - Licences, applications and notices search
  - Penalty notices search
  - Enforceable undertakings search
  - Enforceable undertakings media releases
  - Exemptions and approvals search
  - Prosecutions or civil proceedings search
  - Terms of use: POEO public register
  - Licensing FAQs
  - List of licences
  - Unlicensed premises regulated by the EPA
- + Contaminated land record of notices
- Dangerous goods licences
- Pesticide licences
- Radiation licences

Home Public registers POEO Public Register Licences, applications and notices search

Search results

Your search for: **General Search** with the following criteria

Suburb - smithfield

returned 194 results

Export to excel 5 of 10 Pages Search Again

Number	Name	Location	Type	Status	Issued date
2746	JALCO AUSTRALIA PTY. LIMITED	277-303 WOODPARK ROAD, SMITHFIELD, NSW 2164	POEO licence	Issued	16 Dec 1999
1098865	JALCO AUSTRALIA PTY. LIMITED	277-303 WOODPARK ROAD, SMITHFIELD, NSW 2164	s.58 Licence Variation	Issued	20 Mar 2009
1112334	JALCO AUSTRALIA PTY. LIMITED	277-303 WOODPARK ROAD, SMITHFIELD, NSW 2164	s.58 Licence Variation	Issued	23 Apr 2010
1122556	JALCO AUSTRALIA PTY. LIMITED	277-303 WOODPARK ROAD, SMITHFIELD, NSW 2164	s.58 Licence Variation	Issued	11 Feb 2011
1525243	JALCO AUSTRALIA PTY. LIMITED	277-303 WOODPARK ROAD, SMITHFIELD, NSW 2164	s.58 Licence Variation	Issued	10 Oct 2014
1551872	JALCO AUSTRALIA PTY. LIMITED	277-303 WOODPARK ROAD, SMITHFIELD, NSW 2164	s.58 Licence Variation	Issued	30 May 2017
1574572	JALCO AUSTRALIA PTY. LIMITED	277-303 WOODPARK ROAD, SMITHFIELD, NSW 2164	s.96 Prevention Notice	Issued	13 Feb 2019
1577492	JALCO AUSTRALIA PTY. LIMITED	277-303 WOODPARK ROAD, SMITHFIELD, NSW 2164	s.91 Clean Up Notice	Issued	19 Mar 2019
1579363	JALCO AUSTRALIA PTY. LIMITED	277-303 WOODPARK ROAD, SMITHFIELD, NSW 2164	s.58 Licence Variation	Issued	16 May 2019
1582509	JALCO AUSTRALIA PTY. LIMITED	277-303 WOODPARK ROAD, SMITHFIELD, NSW 2164	s.96 Prevention Notice	Issued	01 Aug 2019
1602484	JALCO AUSTRALIA PTY. LIMITED	277-303 WOODPARK ROAD, SMITHFIELD, NSW 2164	s.58 Licence Variation	Issued	15 Dec 2020
1607248	JALCO AUSTRALIA PTY. LIMITED	277-303 WOODPARK ROAD, SMITHFIELD, NSW 2164	s.58 Licence Variation	Issued	29 Apr 2021
1006656	KAMPER NO. 1 PTY LIMITED	12-16 ROBERT STREET, SMITHFIELD, NSW 2164	s.91 Clean Up Notice	Issued	07 Sep 2001
1023946	KAMPER NO. 1 PTY LIMITED	12-16 ROBERT STREET, SMITHFIELD, NSW 2164	s.91 Clean Up Notice	Issued	24 Dec 2002
1026224	KAMPER NO. 1 PTY LIMITED	12-16 ROBERT STREET, SMITHFIELD, NSW 2164	s.91 Clean Up Notice	Issued	01 Apr 2003
1030848	KAMPER NO. 1 PTY LIMITED	12-16 ROBERT STREET, SMITHFIELD, NSW 2164	s.58 Licence Variation	Issued	15 Sep 2003
1032420	KAMPER NO. 1 PTY LIMITED	12-16 ROBERT STREET, SMITHFIELD, NSW 2164	s.91 Clean Up Notice	Issued	14 Nov 2003
1034363	KAMPER NO. 1 PTY LIMITED	12-16 ROBERT STREET, SMITHFIELD, NSW 2164	s.91 Clean Up Notice	Issued	11 Feb 2004
3085778044	Metal Top Recyclers Pty Ltd	109 Woodpark Road, SMITHFIELD, NSW 2164	Penalty Notice	Issued	18 Dec 2015
21787	MINT BIOMINING PTY LTD	55 LONG ST, SMITHFIELD, NSW 2164	POEO licence	Issued	12 Apr 2023

1 2 3 4 5 6 7 8 9 10

12 March 2024

Public registers

- POEO Public Register
  - Licences, applications and notices search
  - Penalty notices search
  - Enforceable undertakings search
  - Enforceable undertakings media releases
  - Exemptions and approvals search
  - Prosecutions or civil proceedings search
  - Terms of use: POEO public register
  - Licensing FAQs
  - List of licences
  - Unlicensed premises regulated by the EPA
- Contaminated land record of notices
- Dangerous goods licences
- Pesticide licences
- Radiation licences

Home Public registers POEO Public Register Licences, applications and notices search

Search results

Your search for: **General Search** with the following criteria

Suburb - smithfield
returned 194 results

Export to excel 6 of 10 Pages Search Again

Number	Name	Location	Type	Status	Issued date
7223	MULTICORE SOLDERS (AUST.) PTY LTD	2 HUME ROAD, SMITHFIELD, NSW 2164	POEO licence	Surrendered	11 Aug 2000
1010398	MULTICORE SOLDERS (AUST.) PTY LTD	2 HUME ROAD, SMITHFIELD, NSW 2164	s.80 Surrender of a Licence	Issued	08 Aug 2001
2630	PEBBLECRETE INSITU PTY LTD	238 WOODPARK ROAD, SMITHFIELD, NSW 2164	POEO licence	Issued	15 May 2000
1035819	PEBBLECRETE INSITU PTY LTD	238 WOODPARK ROAD, SMITHFIELD, NSW 2164	s.58 Licence Variation	Issued	21 Apr 2004
1093503	PEBBLECRETE INSITU PTY LTD	238 WOODPARK ROAD, SMITHFIELD, NSW 2164	s.58 Licence Variation	Issued	10 Nov 2008
1526351	PEBBLECRETE INSITU PTY LTD	238 WOODPARK ROAD, SMITHFIELD, NSW 2164	s.58 Licence Variation	Issued	28 Apr 2015
12230	SANDVIK AUSTRALIA PTY LTD	23-47 Percival Road, SMITHFIELD, NSW 2164	POEO licence	No longer in force	03 Dec 2004
11489	SIEGWERK AUSTRALIA PTY LTD	30 Chifley Street, SMITHFIELD, NSW 2164	POEO licence	Surrendered	10 Sep 2001
1037818	SIEGWERK AUSTRALIA PTY LTD	30 Chifley Street, SMITHFIELD, NSW 2164	s.58 Licence Variation	Issued	09 Jun 2004
1095922	SIEGWERK AUSTRALIA PTY LTD	30 Chifley Street, SMITHFIELD, NSW 2164	s.80 Surrender of a Licence	Issued	15 Dec 2008
21633	SMARTSKIP BINS PTY LTD	13 LONG STREET, SMITHFIELD, NSW 2164	POEO licence	Issued	07 Sep 2022
1004078	SMITHFIELD INVESTORS NO 1 PTY LTD	6 HERBERT PLACE, SMITHFIELD, NSW 2164	s.58 Licence Variation	Issued	05 Jun 2002
1063890	SMITHFIELD INVESTORS NO 1 PTY LTD	6 HERBERT PLACE, SMITHFIELD, NSW 2164	s.58 Licence Variation	Issued	13 Jun 2007
1099053	SMITHFIELD INVESTORS NO 1 PTY LTD	6 HERBERT PLACE, SMITHFIELD, NSW 2164	s.58 Licence Variation	Issued	25 Mar 2009
1116784	SMITHFIELD INVESTORS NO 1 PTY LTD	6 HERBERT PLACE, SMITHFIELD, NSW 2164	s.58 Licence Variation	Issued	27 Jul 2010
5701	SMITHFIELD POWER GENERATION PTY LTD	6 HERBERT PLACE, SMITHFIELD, NSW 2164	POEO licence	Issued	13 Jun 2000
20653	SMITHFIELD RECYCLING PTY LTD	165 Woodpark Rd, SMITHFIELD, NSW 2164	POEO licence	Surrendered	18 Nov 2015
1545969	SMITHFIELD RECYCLING PTY LTD	165 Woodpark Rd, SMITHFIELD, NSW 2164	s.58 Licence Variation	Issued	16 Feb 2017
1582346	SMITHFIELD RECYCLING PTY LTD	165 Woodpark Rd, SMITHFIELD, NSW 2164	s.80 Surrender of a Licence	Issued	05 Aug 2019
21202	SNACK BRANDS INDUSTRIES PTY LTD	15-21 Britton Street, SMITHFIELD, NSW 2164	POEO licence	Issued	18 Jul 2019

Public registers

- POEO Public Register
  - Licences, applications and notices search
  - Penalty notices search
  - Enforceable undertakings search
  - Enforceable undertakings media releases
  - Exemptions and approvals search
  - Prosecutions or civil proceedings search
  - Terms of use: POEO public register
  - Licensing FAQs
  - List of licences
  - Unlicensed premises regulated by the EPA
- Contaminated land record of notices
- Dangerous goods licences
- Pesticide licences
- Radiation licences

Home Public registers POEO Public Register Licences, applications and notices search

Search results

Your search for: **General Search** with the following criteria

Suburb - smithfield

returned 194 results

Export to excel 7 of 10 Pages Search Again

Number	Name	Location	Type	Status	Issued date
1617365	SNACK BRANDS INDUSTRIES PTY LTD	15-21 Britton Street, SMITHFIELD, NSW 2164	s.58 Licence Variation	Issued	22 Mar 2022
7011	STAHL AUSTRALIA PTY. LTD.	15 SAMMUT STREET, SMITHFIELD, NSW 2164	POEO licence	Surrendered	10 Aug 2000
1019134	STAHL AUSTRALIA PTY. LTD.	15 SAMMUT STREET, SMITHFIELD, NSW 2164	s.58 Licence Variation	Issued	25 Jul 2002
1044864	STAHL AUSTRALIA PTY. LTD.	15 SAMMUT STREET, SMITHFIELD, NSW 2164	s.80 Surrender of a Licence	Issued	01 Apr 2005
21208	SYDNEY RECYCLING SERVICES PTY LIMITED	1 Hume Road, SMITHFIELD, NSW 2164	POEO licence	Issued	29 Apr 2019
1597084	SYDNEY RECYCLING SERVICES PTY LIMITED	1 Hume Road, SMITHFIELD, NSW 2164	s.58 Licence Variation	Issued	17 Jul 2020
1599737	SYDNEY RECYCLING SERVICES PTY LIMITED	1 Hume Road, SMITHFIELD, NSW 2164	s.58 Licence Variation	Issued	28 Sep 2020
1226	THE UNCLE TOBYS COMPANY LIMITED	28-54 PERCIVAL ROAD, SMITHFIELD, NSW 2164	POEO licence	Surrendered	15 Nov 2000
1010548	THE UNCLE TOBYS COMPANY LIMITED	28-54 PERCIVAL ROAD, SMITHFIELD, NSW 2164	s.80 Surrender of a Licence	Issued	14 Aug 2001
20024	TOLLCHEM SURFACE COATING SOLUTIONS PTY LTD	33 Britton Street, SMITHFIELD, NSW 2164	POEO licence	Issued	21 Nov 2011
1530775	TOLLCHEM SURFACE COATING SOLUTIONS PTY LTD	33 Britton Street, SMITHFIELD, NSW 2164	s.58 Licence Variation	Issued	26 Jun 2015
3500538	TOLLCHEM SURFACE COATING SOLUTIONS PTY LTD	33 Britton Street, SMITHFIELD, NSW 2164	s.91 Clean Up Notice	Issued	04 Jun 2021
3173530681	TOLLCHEM SURFACE COATING SOLUTIONS PTY LTD	33 Britton Street, SMITHFIELD, NSW 2164	Penalty Notice	Issued	02 Nov 2021
5197	TORNBOS HOLDINGS PTY. LTD.	14 CULLEN PLACE, SMITHFIELD, NSW 2164	POEO licence	No longer in force	09 Jun 2000
6983	TROY LABORATORIES PTY LTD	98 LONG STREET, SMITHFIELD, NSW 2164	POEO licence	Surrendered	18 Sep 2000
1021196	TROY LABORATORIES PTY LTD	98 LONG STREET, SMITHFIELD, NSW 2164	s.58 Licence Variation	Issued	22 Oct 2002
1072531	TROY LABORATORIES PTY LTD	98 LONG STREET, SMITHFIELD, NSW 2164	s.58 Licence Variation	Issued	02 Oct 2007
1129729	TROY LABORATORIES PTY LTD	98 LONG STREET, SMITHFIELD, NSW 2164	s.80 Surrender of a Licence	Issued	24 Jun 2011
6740	UNIVERSAL ALUMINIUM CO PTY LTD	42 VICTORIA ST, SMITHFIELD, NSW 2164	POEO licence	Surrendered	11 Jul 2000
1007053	UNIVERSAL ALUMINIUM CO PTY LTD	42 VICTORIA ST, SMITHFIELD, NSW 2164	s.80 Surrender of a Licence	Issued	04 Jun 2001

1 2 3 4 5 6 7 8 9 10

12 March 2024

Public registers

- POEO Public Register
  - Licences, applications and notices search
  - Penalty notices search
  - Enforceable undertakings search
  - Enforceable undertakings media releases
  - Exemptions and approvals search
  - Prosecutions or civil proceedings search
  - Terms of use: POEO public register
  - Licensing FAQs
  - List of licences
  - Unlicensed premises regulated by the EPA
- Contaminated land record of notices
- Dangerous goods licences
- Pesticide licences
- Radiation licences

Home | Public registers | POEO Public Register | Licences, applications and notices search

Search results

Your search for: **General Search** with the following criteria

Suburb - smithfield

returned 194 results

Export to excel | 8 of 10 Pages | Search Again

Number	Name	Location	Type	Status	Issued date
20658	VEOLIA RECYCLING & RECOVERY PTY LTD	111-121 WARREN RD, SMITHFIELD, NSW 2164	POEO licence	Surrendered	03 Feb 2016
1571430	VEOLIA RECYCLING & RECOVERY PTY LTD	111-121 WARREN RD, SMITHFIELD, NSW 2164	s.80 Surrender of a Licence	Issued	01 Nov 2018
2782	VINIDEX PTY LTD	254 WOODPARK ROAD, SMITHFIELD, NSW 2164	POEO licence	Surrendered	23 Mar 2000
1013745	VINIDEX PTY LTD	254 WOODPARK ROAD, SMITHFIELD, NSW 2164	s.80 Surrender of a Licence	Issued	19 Dec 2001
5680	VISY PACKAGING PTY. LTD.	102-122 GIPPS ROAD, SMITHFIELD, NSW 2164	POEO licence	Issued	09 Jun 2000
1042067	VISY PACKAGING PTY. LTD.	102-122 GIPPS ROAD, SMITHFIELD, NSW 2164	s.58 Licence Variation	Issued	15 Nov 2004
1048773	VISY PACKAGING PTY. LTD.	102-122 GIPPS ROAD, SMITHFIELD, NSW 2164	s.58 Licence Variation	Issued	28 Jun 2005
1057360	VISY PACKAGING PTY. LTD.	102-122 GIPPS ROAD, SMITHFIELD, NSW 2164	s.58 Licence Variation	Issued	11 Apr 2006
1061975	VISY PACKAGING PTY. LTD.	102-122 GIPPS ROAD, SMITHFIELD, NSW 2164	s.58 Licence Variation	Issued	27 Jun 2006
1091947	VISY PACKAGING PTY. LTD.	102-122 GIPPS ROAD, SMITHFIELD, NSW 2164	s.58 Licence Variation	Issued	09 Jun 2009
4100	VISY PAPER PTY. LTD.	6 HERBERT PLACE, SMITHFIELD, NSW 2164	POEO licence	Issued	02 Mar 2000
1004813	VISY PAPER PTY. LTD.	6 HERBERT PLACE, SMITHFIELD, NSW 2164	s.58 Licence Variation	Issued	17 May 2002
1021320	VISY PAPER PTY. LTD.	6 HERBERT PLACE, SMITHFIELD, NSW 2164	s.91 Clean Up Notice	Issued	02 Oct 2002
1057757	VISY PAPER PTY. LTD.	6 HERBERT PLACE, SMITHFIELD, NSW 2164	s.58 Licence Variation	Issued	19 Mar 2007
1081702	VISY PAPER PTY. LTD.	6 HERBERT PLACE, SMITHFIELD, NSW 2164	s.58 Licence Variation	Issued	14 May 2008
1095668	VISY PAPER PTY. LTD.	6 HERBERT PLACE, SMITHFIELD, NSW 2164	s.58 Licence Variation	Issued	30 Jan 2009
1106814	VISY PAPER PTY. LTD.	6 HERBERT PLACE, SMITHFIELD, NSW 2164	s.58 Licence Variation	Issued	16 Oct 2009
1112786	VISY PAPER PTY. LTD.	6 HERBERT PLACE, SMITHFIELD, NSW 2164	s.58 Licence Variation	Issued	05 May 2010
1500561	VISY PAPER PTY. LTD.	6 HERBERT PLACE, SMITHFIELD, NSW 2164	s.58 Licence Variation	Issued	10 Aug 2011
1502362	VISY PAPER PTY. LTD.	6 HERBERT PLACE, SMITHFIELD, NSW 2164	s.58 Licence Variation	Issued	28 Oct 2011

Public registers

- POEO Public Register
  - Licences, applications and notices search
  - Penalty notices search
  - Enforceable undertakings search
  - Enforceable undertakings media releases
  - Exemptions and approvals search
  - Prosecutions or civil proceedings search
  - Terms of use: POEO public register
  - Licensing FAQs
  - List of licences
  - Unlicensed premises regulated by the EPA
- Contaminated land record of notices
- Dangerous goods licences
- Pesticide licences
- Radiation licences

Home | Public registers | POEO Public Register | Licences, applications and notices search

Search results

Your search for: **General Search** with the following criteria

Suburb - smithfield
returned 194 results

Export to excel

9 of 10 Pages

Search Again

Number	Name	Location	Type	Status	Issued date
1507429	VISY PAPER PTY. LTD.	6 HERBERT PLACE, SMITHFIELD, NSW 2164	s.58 Licence Variation	Issued	19 Jul 2012
1510202	VISY PAPER PTY. LTD.	6 HERBERT PLACE, SMITHFIELD, NSW 2164	s.58 Licence Variation	Issued	29 Nov 2012
1517771	VISY PAPER PTY. LTD.	6 HERBERT PLACE, SMITHFIELD, NSW 2164	s.58 Licence Variation	Issued	21 Oct 2013
3085773195	VISY PAPER PTY. LTD.	6 HERBERT PLACE, SMITHFIELD, NSW 2164	Penalty Notice	Issued	06 Feb 2014
3085774570	VISY PAPER PTY. LTD.	6 HERBERT PLACE, SMITHFIELD, NSW 2164	Penalty Notice	Issued	29 Jul 2014
3085774560	VISY PAPER PTY. LTD.	6 HERBERT PLACE, SMITHFIELD, NSW 2164	Penalty Notice	Issued	29 Jul 2014
1523877	VISY PAPER PTY. LTD.	6 HERBERT PLACE, SMITHFIELD, NSW 2164	s.58 Licence Variation	Issued	19 Sep 2014
1530398	VISY PAPER PTY. LTD.	6 HERBERT PLACE, SMITHFIELD, NSW 2164	Compliance Audit	Complete	05 May 2015
3085778181	VISY PAPER PTY. LTD.	6 HERBERT PLACE, SMITHFIELD, NSW 2164	Penalty Notice	Issued	16 Dec 2015
1536976	VISY PAPER PTY. LTD.	6 HERBERT PLACE, SMITHFIELD, NSW 2164	s.96 Prevention Notice	Issued	29 Jan 2016
1537828	VISY PAPER PTY. LTD.	6 HERBERT PLACE, SMITHFIELD, NSW 2164	s.58 Licence Variation	Issued	09 Feb 2016
1538281	VISY PAPER PTY. LTD.	6 HERBERT PLACE, SMITHFIELD, NSW 2164	s.96 Prevention Notice	Issued	23 Feb 2016
3085778722	VISY PAPER PTY. LTD.	6 HERBERT PLACE, SMITHFIELD, NSW 2164	Penalty Notice	Issued	25 Feb 2016
3085778713	VISY PAPER PTY. LTD.	6 HERBERT PLACE, SMITHFIELD, NSW 2164	Penalty Notice	Issued	25 Feb 2016
3085780336	VISY PAPER PTY. LTD.	6 HERBERT PLACE, SMITHFIELD, NSW 2164	Penalty Notice	Issued	19 Oct 2016
20752	VISY PAPER PTY. LTD.	6 Herbert Place, SMITHFIELD, NSW 2164	POEO licence	Issued	21 Feb 2017
1554735	VISY PAPER PTY. LTD.	6 Herbert Place, SMITHFIELD, NSW 2164	s.58 Licence Variation	Issued	14 Aug 2017
1552420	VISY PAPER PTY. LTD.	6 HERBERT PLACE, SMITHFIELD, NSW 2164	s.58 Licence Variation	Issued	28 Aug 2017
1564996	VISY PAPER PTY. LTD.	6 Herbert Place, SMITHFIELD, NSW 2164	Compliance Audit	Complete	17 May 2018
1605271	VISY PAPER PTY. LTD.	6 HERBERT PLACE, SMITHFIELD, NSW 2164	s.58 Licence Variation	Issued	09 Feb 2021

1 2 3 4 5 6 7 8 9 10

12 March 2024

Public registers

- POEO Public Register
  - Licences, applications and notices search
  - Penalty notices search
  - Enforceable undertakings search
  - Enforceable undertakings media releases
  - Exemptions and approvals search
  - Prosecutions or civil proceedings search
  - Terms of use: POEO public register
  - Licensing FAQs
  - List of licences
  - Unlicensed premises regulated by the EPA
- Contaminated land record of notices
- Dangerous goods licences
- Pesticide licences
- Radiation licences

Home Public registers POEO Public Register Licences, applications and notices search

Search results

Your search for: **General Search** with the following criteria

Suburb - smithfield
returned 194 results

Export to excel 10 of 10 Pages Search Again

Number	Name	Location	Type	Status	Issued date
1634368	VISY PAPER PTY. LTD.	6 HERBERT PLACE, SMITHFIELD, NSW 2164	Compliance Audit	Complete	01 Nov 2023
12289	WASTE TRANS (AUST) PTY LTD	10 Robert Street, SMITHFIELD, NSW 2164	POEO licence	Surrendered	22 Dec 2005
1084742	WASTE TRANS (AUST) PTY LTD	10 Robert Street, SMITHFIELD, NSW 2164	s.58 Licence Variation	Issued	16 Apr 2008
1097659	WASTE TRANS (AUST) PTY LTD	10 Robert Street, SMITHFIELD, NSW 2164	s.58 Licence Variation	Issued	10 Feb 2009
1100687	WASTE TRANS (AUST) PTY LTD	10 Robert Street, SMITHFIELD, NSW 2164	s.58 Licence Variation	Issued	03 Jun 2009
1117211	WASTE TRANS (AUST) PTY LTD	10 Robert Street, SMITHFIELD, NSW 2164	s.80 Surrender of a Licence	Issued	13 Jul 2010
5856	WASTECORP (NSW) PTY LTD	12-16 ROBERT STREET, SMITHFIELD, NSW 2164	POEO licence	Surrendered	09 Aug 2000
1061800	WASTECORP (NSW) PTY LTD	10 Robert Street, SMITHFIELD, NSW 2164	s.58 Licence Variation	Issued	04 Sep 2007
1079855	WASTECORP (NSW) PTY LTD	12-16 ROBERT STREET, SMITHFIELD, NSW 2164	s.80 Surrender of a Licence	Issued	08 Nov 2007
1096910	WASTECORP (NSW) PTY LTD	13 Long Street, SMITHFIELD, NSW 2164	s.58 Licence Variation	Issued	27 Jan 2009
1532294	WATTS WASTE PTY LTD	13 Long Street, SMITHFIELD, NSW 2164	s.58 Licence Variation	Issued	13 Aug 2015
12564	WESCO READY MIXED CONCRETE (NSW) PTY LTD	22 VICTORIA STREET, SMITHFIELD, NSW 2164	POEO licence	No longer in force	07 Sep 2006
127	WYETH AUSTRALIA PTY LIMITED	323-329 WOODPARK ROAD, SMITHFIELD, NSW 2164	POEO licence	Surrendered	09 Feb 2000
1006904	WYETH AUSTRALIA PTY LIMITED	323-329 WOODPARK ROAD, SMITHFIELD, NSW 2164	s.80 Surrender of a Licence	Issued	08 May 2001

Environment Protection Authority

Environment Protection Licence

Section 55 Protection of the Environment Operations Act 1997

- **Licence number: 1226**
- **File number: 500266**
- **Licence Anniversary Date: 27-April**
- **Review date not later than 01-Jul-2002**

INFORMATION ABOUT THIS LICENCE 3
Dictionary 3
Responsibilities of licensee 3
Transfer of licence 3
Variation of licence conditions 3
Duration of licence 3
Licence review 3
Fees and annual return to be sent to the EPA 4
Public register and access to monitoring data 4
1 ADMINISTRATIVE CONDITIONS 5
A1 What the licence authorises and regulates 5
A2 Premises to which this licence applies 5
A3 Other activities 6
A4 Information supplied to the EPA 6
2 DISCHARGES TO AIR AND WATER AND APPLICATIONS TO LAND 6
P1 Location of monitoring/discharge points and areas 6
3 LIMIT CONDITIONS 7
L1 Pollution of waters 7
L2 Load limits 7
L3 Concentration limits 7
L4 Volume and mass limits 7
L5 Waste 7
L6 Noise Limits 7
L7 Potentially offensive odour 8
4 OPERATING CONDITIONS 8
O1 Activities must be carried out in a competent manner 8
O2 Maintenance of plant and equipment 8
5 MONITORING AND RECORDING CONDITIONS 8
M1 Monitoring records 8
M2 Requirement to monitor concentration of pollutants discharged 9
M3 Testing methods - concentration limits 9
M4 Recording of pollution complaints 10
M5 Telephone complaints line 10

M6 Requirement to monitor volume or mass 10
6 REPORTING CONDITIONS 11
R1 Annual return documents 11
R2 Notification of environmental harm 12
R3 Written report 12
GENERAL CONDITIONS 13
G1 Copy of licence kept at the premises 13
POLLUTION STUDIES AND REDUCTION PROGRAMS 13
SPECIAL CONDITIONS 13
DICTIONARY 13
General Dictionary 13

Information about this licence

Dictionary

The licence contains a dictionary, which defines terms used in the licence. It is found at the end of the licence.

Responsibilities of licensee

Separate to the requirements of this licence, general obligations of licensees are set out in the Protection of the Environment Operations Act 1997 ("the Act") and the Regulations made under the Act. These include obligations to:

- Ensure persons associated with you comply with this licence, as set out in section 64 of the Act.
- Control the pollution of waters and the pollution of air (see for example sections 120 - 132 of the Act).
- Report incidents causing or threatening material environmental harm to the environment, as set out in Part 5.7 of the Act.

Transfer of licence

Transfer of the licence to another person may be requested by the licensee using the form for this purpose available from the EPA.

Variation of licence conditions

Variations to the conditions of this licence may be requested by the licensee using the form for this purpose available from the EPA. The EPA may also vary a licence at any time by written notice without an application being made.

Where a licence has been granted in relation to development which was assessed under the Environmental Planning and Assessment Act 1979 in accordance with the procedures applying to integrated development, the EPA may not impose conditions which are inconsistent with the development consent conditions until the licence is first reviewed under Part 3.6 of the Act.

Duration of licence

This licence will remain in force until the licence is surrendered by the licence holder or until it is suspended or revoked by the EPA or the Minister. A licence may only be surrendered with the written approval of the EPA.

Licence review

The Act requires that the EPA review your licence at least every 3 years after the issue of the licence, as

set out in Part 3.6 of the Act. You will receive advance notice of the licence review. For licences held immediately before 1 July 1999, the first review will take place before 1 July 2002.

Fees and annual return to be sent to the EPA

The licence requires you to forward to the EPA an Annual Return, comprising a Statement of Compliance and a summary of any monitoring required by the licence (including the recording of complaints).

The Annual Return must be submitted within 60 days after the end of each reporting period. Where a licence is transferred, surrendered or revoked, a special reporting period applies.

For each licence fee period you must pay:

- an administrative fee; and
- a load-based fee (if applicable).

Usually the licence fee period is the same as the reporting period.

See condition R1 and the accompanying form regarding the Annual Return requirements.

The EPA publication "A Guide to Licensing" contains information about how to calculate your licence fees.

Public register and access to monitoring data

Part 9.5 of the Act requires the EPA to keep a public register of details and decisions of the EPA in relation to, for example:

- licence applications
- licence conditions and variations
- statements of compliance

Under s320 of the Act application can be made to the EPA for access to monitoring data which has been submitted to the EPA by licensees.

Licence anniversary date

27-April

This licence is issued to

THE UNCLE TOBYS COMPANY LIMITED
28-54 PERCIVAL ROAD
SMITHFIELD NSW 2164

subject to the conditions which follow:

1 Administrative conditions

A1 What the licence authorises and regulates

A1.1 Not applicable.

A1.2 This licence authorises the carrying out of the scheduled activities listed below at the premises specified in A2. The activities are listed according to their scheduled activity classification, fee-based activity classification and the scale of the operation.

Unless otherwise further restricted by a condition of this licence, the scale at which the activity is carried out must not exceed the maximum scale specified in this condition.

Scheduled Activity
Agricultural Produce Industries

Fee Based Activity	Scale
Other Agricultural Crop Processing (3)	> 100000 - 250000 T produced

A1.3 Not applicable.

A2 Premises to which this licence applies

A2.1 The licence applies to the following premises:

Premises Details
UNCLE TOBYS CO LTD
28-54 PERCIVAL ROAD
SMITHFIELD
NSW
2164
LOT 34 & 12 DP 627521

Premises Details

A3 Other activities

A3.1 Not applicable.

A4 Information supplied to the EPA

A4.1 Works and activities must be carried out in accordance with the proposal contained in the licence application, except as expressly provided by a condition of this licence.

In this condition the reference to "the licence application" includes a reference to:
(a) the applications for any licences (including former pollution control approvals) which this licence replaces under the Protection of the Environment Operations (Savings and Transitional) Regulation 1998 and
(b) the licence information form provided by the licensee to the EPA to assist the EPA in connection with the issuing of this licence.

2 Discharges to air and water and applications to land

P1 Location of monitoring/discharge points and areas

P1.1 The following points referred to in the table below are identified in this licence for the purposes of monitoring and/or the setting of limits for the emission of pollutants to the air from the point.

Air

EPA Identification no.	Type of Monitoring Point	Type of Discharge Point	Description of Location
1	Exhaust from bag filters	Exhaust from bag filters	Dry mix cake room
2	Exhaust from gas fired boiler	Exhaust from gas fired boiler	Boiler room

P1.2 Not applicable.

P1.3 Not applicable.

3 Limit conditions

L1 Pollution of waters

L1.1 Except as may be expressly provided in any other condition of this licence, the licensee must comply with section 120 of the Protection of the Environment Operations Act 1997.

L2 Load limits

L2.1 Not applicable.

L2.2 Not applicable.

L3 Concentration limits

L3.1 Not applicable.

L3.2 Not applicable.

L3.3 Not applicable.

L4 Volume and mass limits

L4.1 Not applicable.

L5 Waste

L5.1 Not applicable.

L5.2 Not applicable.

L6 Noise Limits

L6.1 Noise from the premises must not exceed:
(a) an $L_{A10\ (15\ minute)}$ noise emission criterion of 65 dB(A) (7am to 6pm) Monday to Friday and 7am to 1pm Saturday ; and
(b) an $L_{A10\ (15\ minute)}$ noise emission criterion of 65 dB(A) during the evening (6pm to 10pm) Monday to Friday; and
(c) at all other times, an $L_{A10\ (15\ minutes)}$ noise emission criterion of 65 dB(A),
except as expressly provided by this licence.

L6.2 Noise from the premises is to be measured at the boundary to determine compliance with this condition.

L7 Potentially offensive odour

L7.1 No condition of this licence identifies a potentially offensive odour for the purposes of section 129 of the Protection of the Environment Operations Act 1997.

Note: Section 129 of the Protection of the Environment Operations Act 1997, provides that the licensee must not cause or permit the emission of any offensive odour from the premises but provides a defence if the emission is identified in the relevant environment protection licence as a potentially offensive odour and the odour was emitted in accordance with the conditions of a licence directed at minimising odour.

4 Operating conditions

O1 Activities must be carried out in a competent manner

O1.1 Licensed activities must be carried out in a competent manner.

This includes:
(a) the processing, handling, movement and storage of materials and substances used to carry out the activity; and
(b) the treatment, storage, processing, reprocessing, transport and disposal of waste generated by the activity.

O2 Maintenance of plant and equipment

O2.1 All plant and equipment installed at the premises or used in connection with the licensed activity:
(a) must be maintained in a proper and efficient condition; and
(b) must be operated in a proper and efficient manner.

5 Monitoring and recording conditions

M1 Monitoring records

M1.1 The results of any monitoring required to be conducted by this licence or a load calculation protocol must be recorded and retained as set out in this condition.

M1.2 All records required to be kept by this licence must be:
(a) in a legible form, or in a form that can readily be reduced to a legible form;
(b) kept for at least 4 years after the monitoring or event to which they relate took place; and
(c) produced in a legible form to any authorised officer of the EPA who asks to see them.

M1.3 The following records must be kept in respect of any samples required to be collected for the purposes of this licence:

(a) the date(s) on which the sample was taken;
(b) the time(s) at which the sample was collected;
(c) the point at which the sample was taken; and
(d) the name of the person who collected the sample.

M2 Requirement to monitor concentration of pollutants discharged

M2.1 For each monitoring/discharge point or utilisation area specified below (by a point number), the licensee must monitor (by sampling and obtaining results by analysis) the concentration of each pollutant specified in Column 1. The licensee must use the sampling method, units of measure, and sample at the frequency, specified opposite in the other columns:

Air

POINT 1

Pollutant	Units of measure	Frequency	Sampling Method
Opacity	%Opacity	Continuous	In line instrumentation

POINT 2

Pollutant	Units of measure	Frequency	Sampling Method
Carbon dioxide	g/m3	Special Frequency 1	Clean Air (Plant & Equipment) Regulation 1997 Test Method 24
Carbon monoxide	g/m3	Special Frequency 1	No method specified
Nitrogen Oxides	g/m3	Special Frequency 1	Clean Air (Plant & Equipment) Regulation 1997 Test Method 11
Oxygen (O2)	g/m3	Special Frequency 1	Clean Air (Plant & Equipment) Regulation 1997 Test Method 25
Volumetric flowrate	L/Day	Special Frequency 1	No method specified

M2.2 **Special Frequency 1**

Monitoring of emissions from “discharge point 2” (exhaust from gas fired boiler) must be carried out under normal operating conditions and within sixty (60) days of the licence anniversary date.

M3 Testing methods - concentration limits

M3.1 Monitoring for the concentration of a pollutant emitted to the air required to be conducted by this licence must be done in accordance with:

(a) any methodology which is required by or under the Act to be used for the testing of the concentration of the pollutant; or

(b) if no such requirement is imposed by or under the Act, any methodology which a condition of this licence requires to be used for that testing; or

(c) if no such requirement is imposed by or under the Act or by a condition of this licence, any methodology approved in writing by the EPA for the purposes of that testing prior to the testing

taking place.

Note: The Clean Air (Plant & Equipment) Regulation 1997 requires testing for certain purposes to be conducted in accordance with test methods contained in the publication "Approved Methods for the Sampling and Analysis of Air Pollutants in NSW".

M3.2 Not applicable.

M4 Recording of pollution complaints

M4.1 The licensee must keep a legible record of all complaints made to the licensee or any employee or agent of the licensee in relation to pollution arising from any activity to which this licence applies.

M4.2 The record must include details of the following:

(a) the date and time of the complaint;
(b) the method by which the complaint was made;
(c) any personal details of the complainant which were provided by the complainant or, if no such details were provided, a note to that effect;
(d) the nature of the complaint;
(e) the action taken by the licensee in relation to the complaint, including any follow-up contact with the complainant; and
(f) if no action was taken by the licensee, the reasons why no action was taken.

M4.3 The record of a complaint must be kept for at least 4 years after the complaint was made.

M4.4 The record must be produced to any authorised officer of the EPA who asks to see them.

M5 Telephone complaints line

M5.1 The licensee must operate during its operating hours a telephone complaints line for the purpose of receiving any complaints from members of the public in relation to activities conducted at the premises or by the vehicle or mobile plant, unless otherwise specified in the licence.

M5.2 The licensee must notify the public of the complaints line telephone number and the fact that it is a complaints line so that the impacted community knows how to make a complaint.

M5.3 Conditions M5.1 and M5.2 do not apply until 3 months after:

(a) the date of the issue of this licence or
(b) if this licence is a replacement licence within the meaning of the Protection of the Environment Operations (Savings and Transitional) Regulation 1998, the date on which a copy of the licence was served on the licensee under clause 10 of that regulation.

M6 Requirement to monitor volume or mass

M6.1 Not applicable.

6 Reporting conditions

R1 Annual return documents

What documents must an Annual Return contain?

R1.1 The licensee must complete and supply to the EPA an Annual Return in the approved form comprising:
(a) a Statement of Compliance; and
(b) a Monitoring and Complaints Summary.
A copy of the form in which the Annual Return must be supplied to the EPA accompanies this licence. Before the end of each reporting period, the EPA will provide to the licensee a copy of the form that must be completed and returned to the EPA.

Period covered by Annual Return

R1.2 An Annual Return must be prepared in respect of each reporting period, except as provided below.

Note: The term "reporting period" is defined in the dictionary at the end of this licence. Do not complete the Annual Return until after the end of the reporting period.

R1.3 Where this licence is transferred from the licensee to a new licensee,
(a) the transferring licensee must prepare an Annual Return for the period commencing on the first day of the reporting period and ending on the date the application for the transfer of the licence to the new licensee is granted; and
(b) the new licensee must prepare an Annual Return for the period commencing on the date the application for the transfer of the licence is granted and ending on the last day of the reporting period.

Note: An application to transfer a licence must be made in the approved form for this purpose.

R1.4 Where this licence is surrendered by the licensee or revoked by the EPA or Minister, the licensee must prepare an Annual Return in respect of the period commencing on the first day of the reporting period and ending on
(a) in relation to the surrender of a licence - the date when notice in writing of approval of the surrender is given; or
(b) in relation to the revocation of the licence - the date from which notice revoking the licence operates.

Deadline for Annual Return

R1.5 The Annual Return for the reporting period must be supplied to the EPA by registered post not later than 60 days after the end of each reporting period or in the case of a transferring licence not later than 60 days after the date the transfer was granted (the 'due date').

Notification where actual load can not be calculated

R1.6 Not applicable.

Licensee must retain copy of Annual Return

R1.7 The licensee must retain a copy of the Annual Return supplied to the EPA for a period of at least 4 years after the Annual Return was due to be supplied to the EPA.

Certifying of Statement of Compliance and Signing of Monitoring and Complaints Summary

R1.8 Within the Annual Return, the Statement of Compliance must be certified and the Monitoring and Complaints Summary must be signed by:
(a) the licence holder; or
(b) by a person approved in writing by the EPA to sign on behalf of the licence holder.

R1.9 A person who has been given written approval to certify a certificate of compliance under a licence issued under the Pollution Control Act 1970 is taken to be approved for the purpose of this condition until the date of first review of this licence.

R2 Notification of environmental harm

Note: The licensee or its employees must notify the EPA of incidents causing or threatening material harm to the environment as soon as practicable after the person becomes aware of the incident in accordance with the requirements of Part 5.7 of the Act.

R2.1 Notifications must be made by telephoning the EPA's Pollution Line service on 131 555.

R2.2 The licensee must provide written details of the notification to the EPA within 7 days of the date on which the incident occurred.

R3 Written report

R3.1 Where an authorised officer of the EPA suspects on reasonable grounds that:
(a) where this licence applies to premises, an event has occurred at the premises; or
(b) where this licence applies to vehicles or mobile plant, an event has occurred in connection with the carrying out of the activities authorised by this licence,
and the event has caused, is causing or is likely to cause material harm to the environment (whether the harm occurs on or off premises to which the licence applies), the authorised officer may request a written report of the event.

R3.2 The licensee must make all reasonable inquiries in relation to the event and supply the report to the EPA within such time as may be specified in the request.

R3.3 The request may require a report which includes any or all of the following information:
(a) the cause, time and duration of the event;
(b) the type, volume and concentration of every pollutant discharged as a result of the event;
(c) the name, address and business hours telephone number of employees or agents of the licensee, or a specified class of them, who witnessed the event; and

(d) the name, address and business hours telephone number of every other person (of whom the licensee is aware) who witnessed the event, unless the licensee has been unable to obtain that information after making reasonable effort;
(e) action taken by the licensee in relation to the event, including any follow-up contact with any complainants;
(f) details of any measure taken or proposed to be taken to prevent or mitigate against a recurrence of such an event;
(g) any other relevant matters.

R3.4 The EPA may make a written request for further details in relation to any of the above matters if it is not satisfied with the report provided by the licensee. The licensee must provide such further details to the EPA within the time specified in the request.

General conditions

G1 Copy of licence kept at the premises

G1.1 A copy of this licence must be kept at the premises to which the licence applies.

G1.2 The licence must be produced to any authorised officer of the EPA who asks to see it.

G1.3 The licence must be available for inspection by any employee or agent of the licensee working at the premises.

Pollution studies and reduction programs

Special conditions

Dictionary

General Dictionary

In this licence, unless the contrary is indicated, the terms below have the following meanings:

3DGM [in relation to a concentration limit]	Means the three day geometric mean, which is calculated by multiplying the results of the analysis of three samples collected on consecutive days and then taking the cubed root of that amount. Where one or more of the samples is zero or below the detection limit for the analysis, then 1 or the detection limit respectively should be used in place of those samples
Act	Means the Protection of the Environment Operations Act 1997

activity	Means a scheduled or non-scheduled activity within the meaning of the Protection of the Environment Operations Act 1997
actual load	Has the same meaning as in the Protection of the Environment Operations (General) Regulation 1998
AMG	Australian Map Grid
anniversary date	The anniversary date is the anniversary each year of the date of issue of the licence. In the case of a licence continued in force by the Protection of the Environment Operations Act 1997, the date of issue of the licence is the first anniversary of the date of issue or last renewal of the licence following the commencement of the Act.
annual return	Is defined in R1.1
Approved Methods Publication	Has the same meaning as in the Protection of the Environment Operations (General) Regulation 1998
assessable pollutants	Has the same meaning as in the Protection of the Environment Operations (General) Regulation 1998
BOD	Means biochemical oxygen demand
COD	Means chemical oxygen demand
composite sample	Unless otherwise specifically approved in writing by the EPA, a sample consisting of 24 individual samples collected at hourly intervals and each having an equivalent volume.
cond.	Means conductivity
environment	Has the same meaning as in the Protection of the Environment Operations Act 1997
environment protection legislation	Has the same meaning as in the Protection of the Environment Administration Act 1991
EPA	Means Environment Protection Authority of New South Wales.
fee-based activity classification	Means the numbered short descriptions in Schedule 1 of the Protection of the Environment Operations (General) Regulation 1998.
flow weighted composite sample	Means a sample whose composites are sized in proportion to the flow at each composites time of collection.
grab sample	Means a single sample taken at a point at a single time
hazardous waste	Has the same meaning as in Part 3 of Schedule 1 of the Protection of the Environment Operations Act 1997
industrial waste	Has the same meaning as in Part 3 of Schedule 1 of the Protection of the Environment Operations Act 1997
inert waste	Has the same meaning as in Part 3 of Schedule 1 of the Protection of the Environment Operations Act 1997
licensee	Means the licence holder described at the front of this licence
load calculation protocol	Has the same meaning as in the Protection of the Environment Operations (General) Regulation 1998
local authority	Has the same meaning as in the Protection of the Environment Operations Act 1997
material harm	Has the same meaning as in section 147 Protection of the Environment Operations Act 1997
MBAS	Means methylene blue active substances

Minister	Means the Minister administering the Protection of the Environment Operations Act 1997
mobile plant	Has the same meaning as in Part 3 of Schedule 1 of the Protection of the Environment Operations Act 1997
motor vehicle	Has the same meaning as in the Protection of the Environment Operations Act 1997
O&G	Means oil and grease
percentile [in relation to a concentration limit of a sample]	Means that percentage [eg.50%] of the number of samples taken that must meet the concentration limit specified in the licence for that pollutant over a specified period of time. In this licence, the specified period of time is the Reporting Period unless otherwise stated in this licence.
plant	Includes all plant within the meaning of the Protection of the Environment Operations Act 1997 as well as motor vehicles.
pollution of waters [or water pollution]	Has the same meaning as in the Protection of the Environment Operations Act 1997
premises	Means the premises described in condition A2.1
public authority	Has the same meaning as in the Protection of the Environment Operations Act 1997
regional office	Means the relevant EPA office referred to in the Contacting the EPA document accompanying this licence
reporting period	For the purposes of this licence, the reporting period means the period of 12 months after the issue of the licence, and each subsequent period of 12 months. In the case of a licence continued in force by the Protection of the Environment Operations Act 1997, the date of issue of the licence is the first anniversary of the date of issue or last renewal of the licence following the commencement of the Act.
reprocessing of waste	Has the same meaning as in Part 3 of Schedule 1 of the Protection of the Environment Operations Act 1997
scheduled activity	Means an activity listed in Schedule 1 of the Protection of the Environment Operations Act 1997
solid waste	Has the same meaning as in Part 3 of Schedule 1 of the Protection of the Environment Operations Act 1997
treatment of waste	Has the same meaning as in Part 3 of Schedule 1 of the Protection of the Environment Operations Act 1997
TSP	Means total suspended particles
TSS	Means total suspended solids
utilisation area	Means any area shown as a utilisation area on a map submitted with the application for this licence
waste	Has the same meaning as in the Protection of the Environment Operations Act 1997
waste code	Means the waste codes listed in Appendix 5 of the EPA document A Guide to Licensing Part B.
waste type	Means Group A, Group B, Group C, inert, solid, industrial or hazardous waste

Head Regional Operations Unit

(By Delegation)

Date of this edition - 14-Aug-2001

End Notes

1 This licence was surrendered by notice 1010548 on 14-Aug-2001.

Section 55 Protection of the Environment Operations Act 1997

Environment Protection Licence

Licence - 4915

Department of **Environment & Climate Change** NSW

Licence Details	
Number:	4915
Anniversary Date:	11-November
Review Due Date:	11-Feb-2010

Licensee

ANZPAC SERVICES (AUSTRALIA) PTY. LIMITED
PO BOX 6005
WETHERILL PARK NSW 2164

Licence Type

Premises

Premises

ANZPAC SERVICES
32 BRITTON STREET
SMITHFIELD NSW 2164

Scheduled Activity

Waste Activities

Fee Based Activity	**Scale**
Hazardous, Industrial or Group A Waste Generation or Storage (73)	> 100 - 500 T

Region

Waste Operations
59-61 Goulburn Street
SYDNEY NSW 2000
Phone: 02 9995 5000
Fax: 02 9995 5999

PO Box A290 SYDNEY SOUTH
NSW 1232

Environment Protection Licence

Licence - 4915

Department of **Environment & Climate Change** NSW



INFORMATION ABOUT THIS LICENCE **4**
Dictionary 4
Responsibilities of licensee 4
Variation of licence conditions 4
Duration of licence 4
Licence review 4
Fees and annual return to be sent to the EPA 4
Transfer of licence 5
Public register and access to monitoring data 5
1 ADMINISTRATIVE CONDITIONS **5**
A1 What the licence authorises and regulates 5
A2 Premises to which this licence applies 7
A3 Other activities 7
A4 Information supplied to the EPA 7
2 DISCHARGES TO AIR AND WATER AND APPLICATIONS TO LAND **7**
P1 Location of monitoring/discharge points and areas 7
3 LIMIT CONDITIONS **8**
L1 Pollution of waters 8
L2 Load limits 8
L3 Concentration limits 8
L4 Volume and mass limits 8
L5 Waste 8
L6 Noise Limits 9
4 OPERATING CONDITIONS **9**
O1 Activities must be carried out in a competent manner 9
O2 Maintenance of plant and equipment 10
O3 Emergency response 10
O4 Processes and management 10
O5 Monitoring of waste movements within NSW 10
O6 Monitoring of interstate movements of controlled wastes 13
O7 Clinical Wastes 15
5 MONITORING AND RECORDING CONDITIONS **16**
M1 Monitoring records 16
M2 Requirement to monitor concentration of pollutants discharged 16
M3 Testing methods - concentration limits 16
M4 Recording of pollution complaints 16
M5 Telephone complaints line 17
M6 Requirement to monitor volume or mass 17
6 REPORTING CONDITIONS **17**

R1 Annual return documents 17
R2 Notification of environmental harm 19
R3 Written report 19
R4 Regular reporting of transportation of certain wastes within NSW 19
R5 Regular reporting of interstate movements of controlled wastes 20
GENERAL CONDITIONS 21
G1 Copy of licence kept at the premises 21
POLLUTION STUDIES AND REDUCTION PROGRAMS 21
SPECIAL CONDITIONS 22
Appendices 23
DICTIONARY 29
Model Licence Dictionary 29
General Dictionary 31

Information about this licence

Dictionary

A definition of terms used in the licence can be found in the dictionary at the end of this licence.

Responsibilities of licensee

Separate to the requirements of this licence, general obligations of licensees are set out in the Protection of the Environment Operations Act 1997 ("the Act") and the Regulations made under the Act. These include obligations to:

- ensure persons associated with you comply with this licence, as set out in section 64 of the Act;
- control the pollution of waters and the pollution of air (see for example sections 120 - 132 of the Act); and
- report incidents causing or threatening material environmental harm to the environment, as set out in Part 5.7 of the Act.

Variation of licence conditions

The licence holder can apply to vary the conditions of this licence. An application form for this purpose is available from the EPA.

The EPA may also vary the conditions of the licence at any time by written notice without an application being made.

Where a licence has been granted in relation to development which was assessed under the Environmental Planning and Assessment Act 1979 in accordance with the procedures applying to integrated development, the EPA may not impose conditions which are inconsistent with the development consent conditions until the licence is first reviewed under Part 3.6 of the Act.

Duration of licence

This licence will remain in force until the licence is surrendered by the licence holder or until it is suspended or revoked by the EPA or the Minister. A licence may only be surrendered with the written approval of the EPA.

Licence review

The Act requires that the EPA review your licence at least every 5 years after the issue of the licence, as set out in Part 3.6 and Schedule 5 of the Act. You will receive advance notice of the licence review.

Fees and annual return to be sent to the EPA

For each licence fee period you must pay:

- an administrative fee; and
- a load-based fee (if applicable).

The EPA publication "A Guide to Licensing" contains information about how to calculate your licence fees.

The licence requires that an Annual Return, comprising a Statement of Compliance and a summary of any monitoring required by the licence (including the recording of complaints), be submitted to the EPA. The Annual Return must be submitted within 60 days after the end of each reporting period. See condition R1 regarding the Annual Return reporting requirements.

Usually the licence fee period is the same as the reporting period.

Transfer of licence

The licence holder can apply to transfer the licence to another person. An application form for this purpose is available from the EPA.

Public register and access to monitoring data

Part 9.5 of the Act requires the EPA to keep a public register of details and decisions of the EPA in relation to, for example:

- licence applications;
- licence conditions and variations;
- statements of compliance;
- load based licensing information; and
- load reduction agreements.

Under s320 of the Act application can be made to the EPA for access to monitoring data which has been submitted to the EPA by licensees.

This licence is issued to:

ANZPAC SERVICES (AUSTRALIA) PTY. LIMITED
PO BOX 6005
WETHERILL PARK NSW 2164

subject to the conditions which follow.

1 Administrative conditions

A1 What the licence authorises and regulates

A1.1 Not applicable.

A1.2 This licence authorises the carrying out of the scheduled activities listed below at the premises specified in A2. The activities are listed according to their scheduled activity classification, fee-based activity classification and the scale of the operation.

Unless otherwise further restricted by a condition of this licence, the scale at which the activity is carried out must not exceed the maximum scale specified in this condition.

Scheduled Activity
Waste Activities

Fee Based Activity	Scale
Hazardous, Industrial or Group A Waste Generation or Storage (73)	> 100 - 500 T

A1.3 Not applicable.

A2 Premises to which this licence applies

A2.1 The licence applies to the following premises:

Premises Details
ANZPAC SERVICES
32 BRITTON STREET
SMITHFIELD
NSW
2164
LOT 117 DP 811450

A3 Other activities

A3.1 Not applicable.

A4 Information supplied to the EPA

A4.1 Works and activities must be carried out in accordance with the proposal contained in the licence application, except as expressly provided by a condition of this licence.

In this condition the reference to "the licence application" includes a reference to:
(a) the applications for any licences (including former pollution control approvals) which this licence replaces under the Protection of the Environment Operations (Savings and Transitional) Regulation 1998; and
(b) the licence information form provided by the licensee to the EPA to assist the EPA in connection with the issuing of this licence.

2 Discharges to air and water and applications to land

P1 Location of monitoring/discharge points and areas

P1.1 Not applicable.

P1.2 Not applicable.

P1.3 Not applicable.

3 Limit conditions

L1 Pollution of waters

L1.1 Except as may be expressly provided in any other condition of this licence, the licensee must comply with section 120 of the Protection of the Environment Operations Act 1997.

L2 Load limits

L2.1 Not applicable.

L2.2 Not applicable.

L3 Concentration limits

L3.1 Not applicable.

L3.2 Not applicable.

L3.3 Not applicable.

L4 Volume and mass limits

L4.1 Not applicable.

L5 Waste

L5.1 The licensee must not cause, permit or allow any waste generated outside the premises to be received at the premises for storage, treatment, processing, reprocessing or disposal or any waste generated at the premises to be disposed of at the premises, except as expressly permitted by the licence.

L5.2 This condition only applies to the storage, treatment, processing, reprocessing or disposal of waste at the premises if those activities require an environment protection licence.

L5.3 Except as provided by any other condition of this licence, only the hazardous and/or industrial and/or Group A waste listed below may be generated and/or stored at the premises:

(a) Acidic solutions or acids in solid form (B100)

(b) Chromium compounds (hexavalent and trivalent) (D140)

(c) Clinical and related wastes (R100)

(d) Containers and drums which are contaminated with residues of substances referred to in Appendix 1 (N100)

(e) Grease trap waste (K110)

(f) Waste from the production, formulation and use of inks, dyes, pigments, paints, lacquers and varnish (F100)

(g) Waste from the production, formulation and use of organic solvents (G160)

(h) Waste from the production, formulation and use of photographic chemicals and processing materials (T120)

(i) Waste from the production, formulation and of resins, latex, plasticisers, glues and adhesives (F110)

(j) Waste mineral oils unfit for their original intended use (J100)

L5.4 The quantity of hazardous/and/or industrial and/or Group A waste generated and/or stored on the premises must not exceed 500 tonnes per year.

L6 Noise Limits

L6.1 Noise from the premises must not exceed:

(a) an $L_{A10\ (15\ minute)}$ noise emission criterion of 70 dB(A) between 7:00am and 10:00pm; and
(b) an $L_{A10\ (15\ minute)}$ noise emission criterion of 65 dB(A) at any other time,

When measured or computed at any point within one metre of the plant boundary.

4 Operating conditions

O1 Activities must be carried out in a competent manner

O1.1 Licensed activities must be carried out in a competent manner.

This includes:
(a) the processing, handling, movement and storage of materials and substances used to carry out the activity; and
(b) the treatment, storage, processing, reprocessing, transport and disposal of waste generated by the activity.

O2 Maintenance of plant and equipment

O2.1 All plant and equipment installed at the premises or used in connection with the licensed activity:
(a) must be maintained in a proper and efficient condition; and
(b) must be operated in a proper and efficient manner.

O3 Emergency response

O3.1 Within 3 months of the date of the issue of this licence, the licensee must develop, or update, an emergency response plan which documents the procedures to deal with all types of incidents (e.g. spill, explosions or fire) that may occur at the premises or outside of the premises (e.g. during transfer) which are likely to cause harm to the environment.

O4 Processes and management

O4.1 The licensee must ensure that any liquid and/or non liquid waste generated and/or stored at the premises is assessed and classified in accordance with the EPA Environmental Guidelines: Assessment, Classification and Management of Liquid and Non-Liquid Wastes, in force as at 1 July 1999.

O4.2 The licensee must ensure that waste identified for recycling is stored separately from other waste.

O5 Monitoring of waste movements within NSW

O5.1 Conditions O5.2 to O5.16 apply to the movement of the types of hazardous and/or industrial and/or Group A waste as listed in L5.3, within NSW.

Prerequisites for waste movements

O5.2 If the waste is transported from the premises, the licensee must ensure that the waste is transported:
(a) to a place which has been licensed by the EPA to issue consignment authorisation numbers; and
(b) to a place that can otherwise lawfully accept that class of waste.

O5.3 If the waste is transported from the premises, the licensee must;
(a) obtain a consignment authorisation number from the consignee;
(b) complete an approved waste data form in relation to the consigned waste in accordance with the instructions on the form and to the extent required, and give a copy of the form to the person transporting the waste;

(c) ensure that the waste data form:
  (i) is completed accurately, and
  (ii) is retained for a period of not less than 4 years from the time the form was completed, and
  (iii) is made available for inspection by an authorised officer on request;
(d) ensure, if the waste is of such an amount as to require the person transporting it to be licensed, that the person transporting the waste is licensed.

Application for a consignment authorisation number

O5.4 To obtain a consignment authorisation number as required by 05.3 (a), the licensee must apply in writing to the consignee. An application must include the following information:
(a) a statement identifying the classification of the waste in accordance with the requirements of condition 04.1;
(b) copies of all information used to classify the waste;
(c) an estimate of the amount of waste to which the application applies;
(d) whether the consignment will consist a single load or multiple loads;
(e) an estimate of the total period required for transportation of the consignment;
(f) the date of dispatch of at least the first load in the consignment.

Note: The licensee may nominate the dates of dispatch of as many loads as is feasible. This should be discussed with the consignee and will depend on the predictability of the rate of generation of the waste and the likelihood of the need for amendments to the dates nominated. If the waste is predictable, a schedule may be able to be submitted for the entire consignment, however if it is unpredictable, the date of only one future load may be able to be determined at a time (see also 05.9 about amending notified dates).

Note: The requirement for a written application for a consignment authorisation number does not preclude preliminary contact to obtain quotes and/or advice. Such preliminary contact does not require the formal provision of the above information that need only be supplied in the formal application.

O5.5 Once an application for a consignment authorisation number, as set out in 05.4 has been submitted, the licensee must not submit an application for the same consignment to another consignee until notification is received concerning the outcome of the application.

Notification of dates of dispatch of the second and subsequent loads in a consignment.

O5.6 The licensee must provide the consignee with written notification of the date of dispatch of each load of waste.

O5.7 The notification referred to in 05.6 must be received by consignee no later than the date of arrival of the preceding load at the destination.

Notification of a final load in a consignment.

O5.8 Unless the movement of an entire consignment of waste occurs in a single load, by the time the final load in a consignment is accepted at the destination, the licensee must have informed the consignee in writing, that no further loads are to be dispatched under that consignment

authorisation number.

Note: The notifications referred to in conditions 05.6 and 05.8 may be attached to the waste data form of the preceding load.

Amendments to the nominated date(s) of dispatch

O5.9 If the date of dispatch for a load of waste is changed, the licensee must give written notification of this to the consignee and nominate a revised date of dispatch.

O5.10 A notification referred to in 05.9 must occur on or before the date of delivery as previously nominated.

Note: More than one amendment to dates of dispatch may occur.

Cancellation of consignment authorisations

O5.11 If the licensee determines that the delivery of a consignment of waste is to be discontinued for any reason, the consignee must be notified in writing before the nominated date of dispatch of the next expected load.

Notification of delayed delivery by transporter

O5.12 If the licensee receives written notification from a transporter who removed waste from the premises specifying a revised date of delivery to the destination which is more than 7 days after the date of dispatch, the licensee must note and record that date.

Record keeping

O5.13 The licensee must record and retain all information related to each consignment of waste.

Note: This includes waste data forms and copies of other documents such as notifications of revised delivery dates, regular and other reports, etc.

O5.14 The records referred to in 05.13 must be kept so that:
(a) all records relating to individual consignment authorisation numbers are kept physically together;
(b) consignments transported by each transporter can be readily identified and accessed; and
(c) consignments sent to each destination can readily be identified and accessed.

Note: The licensee must keep all information for at least 4 years.

Exception reporting

O5.15 The licensee must notify the EPA, in writing, within 48 hours of becoming aware of any suspected breaches of the Act, the Protection of the Environment Operations (Waste) Regulation 1996 or this licence.

O5.16 The licensee must notify the EPA in writing within 48 hours of becoming aware of any of the following:
(a) the refusal by a person to whom the licensee has applied for a consignment authorisation number in accordance with 05.4 to issue such a number;
(b) the refusal of a transporter to transport waste after arriving at the licensee's premises for the purposes of transporting that waste;
(c) a transporter who transports, or attempts to transport, waste without a waste data form completed to the extent required;
(d) the refusal of a consignee to accept waste from the licensee;
(e) the failure of the licensee to receive written confirmation of receipt of waste from a consignee within 21 days of dispatch, or where a transporter has provided written notification of a revised date of delivery as set out in 05.12 within 21 days of that date;
(f) the notification by a transporter of a revised date of delivery which is more than 90 days after the date of dispatch of the waste.

Note: The EPA should be notified of exception reports by sending a facsimile to:

Manager, Hazardous Waste Regulation

NSW Environment Protection Authority

O6 Monitoring of interstate movements of controlled wastes

O6.1 Conditions O6.2 to O6.11 apply to the movement of the types of hazardous and/or industrial and/or Group A waste as listed in L5.3, into and out of NSW.

Note: The requirements of the NEPM apply to the interstate movement of any of the wastes listed in Appendix 1 of this licence.

Classification of controlled waste

O6.2 The licensee must accurately identify the waste, in accordance with 04.1, and determine if the waste is a controlled waste within the meaning of the NEPM.

Note: The waste producer must check with the agency in the State or Territory of destination to determine whether waste is classified as a controlled waste under the NEPM. Unless advised otherwise by the agency of the State or Territory of destination, any waste included in Appendix 1 of this licence is a controlled waste for the purposes of the NEPM.

Application for a consignment authorisation

O6.3 If the waste is transported from the premises to another participating State or Territory, the licensee must comply with all conditions attached to the consignment authorisation issued by an agency or a facility delegated by an agency in the destination State or Territory.

Note: The waste producer is required by the Protection of the Environment Operations (Waste) Regulation 1996 to obtain, prior to the waste being dispatched, a consignment authorisation from an agency, or a facility delegated by an agency, in the destination State or territory to allow the

movement of controlled waste.

Waste movements

O6.4 If the waste is transported from the premises to another participating State or Territory, the licensee must ensure that the waste is transported to a place that can lawfully be used as a waste facility for that waste.

O6.5 The licensee must ensure that the waste transporter is licensed as required by the agency of each participating State or Territory through which the waste is transported.

O6.6 The licensee must:
(a) retain a copy of the waste transport certificate for the waste for a period of not less than 4 years from the time the form was completed, and
(b) make the copy of the waste transport certificate available for inspection by an authorised officer on request.

Note: The waste producer is required by the Protection of the Environment Operations (Waste) Regulation 1996 to complete a waste transport certificate for the waste. This should be done in accordance with the instructions printed on the certificate and the required copy of the waste transport certificate should be forwarded to the agency in the State of destination.

Notification of delayed delivery by transporter

O6.7 If the licensee receives written notification from the transporter who removed waste from the licensee's premises specifying a revised date of delivery to the destination which is more than 7 days after the date of dispatch, the licensee must note and record that date.

Record keeping

O6.8 The licensee must record and retain all information related to each consignment of waste.

Note: This includes the waste transport certificates and copies of other documents such as consignment authorisations issued by an agency in the destination State or Territory, notifications of revised delivery dates by transporters, regular and other reports, etc.

O6.9 The records referred to in 06.8 must be kept so that:
(a) all records relating to each consignment authorisation are kept physically together;
(b) consignments transported by each transporter can be readily identified and accessed, and
(c) consignments sent to each destination can readily be identified and accessed.

Note: The licensee must keep all information for at least 4 years.

Exception reporting

O6.10 The licensee must notify the EPA in writing within 48 hours of becoming aware of a suspected breach of the Act, the Protection of the Environment Operations (Waste) Regulation 1996 or this licence.

O6.11 The licensee must notify the EPA in writing within 48 hours of becoming aware of any of the following:

(a) the refusal by an agency, or facility delegated by an agency, in participating State or Territory to whom the licensee has applied for a consignment authorisation in accordance with 06.3, to issue such an authorisation;
(b) the refusal of a transporter to transport waste after arriving at the licensee's premises for the purposes of transporting that waste to another participating State or Territory to the extent required;
(c) a transporter who transports, or attempts to transport, waste to another participating State or Territory without a waste transport certificate completed to the extent required;
(d) the refusal of a destination in another participating State or Territory to accept from the licensee waste for which a consignment authorisation has been issued;
(e) the failure of the licensee to receive written confirmation of receipt of waste from a destination in another participating State or Territory within 28 days of dispatch.

Note: The EPA should be notified of exception reports by sending a facsimile to:

Manager, Hazardous Waste Regulation
NSW Environment Protection Authority

O7 Clinical Wastes

O7.1 The licensee must ensure that the handling, labelling, containment, storage and disposal of clinical and sharps wastes are carried out in accordance with the “Waste Management Guidelines for Health Care Facilities”, 1998, issued by the NSW Department of Health.

O7.2 Without limiting to O7.1, the licensee must ensure that:

(a) clinical wastes are stored or contained in a weather proof secure location isolated from any other wastes, and that the storage area is maintained in a condition which presents no threat to the environment;

(b) the storage area for clinical wastes contains all necessary equipment required to clean and disinfect the area in case of spillage;

(c) bagged clinical wastes are stored and transported in rigid containers which are leak proof, shatter proof, washable and have securely fitting lids to prevent spills at all times;

(d) bags and containers used for storage and transport of clinical wastes are colour coded and clearly marked with the wording Clinical Wastes along with the biological hazard symbol in accordance with the requirements of the Waste Management Guidelines for Health Care Facilities, 1998, issued by the NSW Department of Health;

(e) containers used for clinical waste which are to be reused must be thoroughly cleansed and disinfected before being reused; and

(f) where second hand containers are used, all other irrelevant markings shall be obliterated.

5 Monitoring and recording conditions

M1 Monitoring records

M1.1 The results of any monitoring required to be conducted by this licence or a load calculation protocol must be recorded and retained as set out in this condition.

M1.2 All records required to be kept by this licence must be:
(a) in a legible form, or in a form that can readily be reduced to a legible form;
(b) kept for at least 4 years after the monitoring or event to which they relate took place; and
(c) produced in a legible form to any authorised officer of the EPA who asks to see them.

M1.3 The following records must be kept in respect of any samples required to be collected for the purposes of this licence:
(a) the date(s) on which the sample was taken;
(b) the time(s) at which the sample was collected;
(c) the point at which the sample was taken; and
(d) the name of the person who collected the sample.

M2 Requirement to monitor concentration of pollutants discharged

M2.1 Not applicable.

M3 Testing methods - concentration limits

M3.1 Not applicable.

M3.2 Not applicable.

M4 Recording of pollution complaints

M4.1 The licensee must keep a legible record of all complaints made to the licensee or any employee or agent of the licensee in relation to pollution arising from any activity to which this licence applies.

M4.2 The record must include details of the following:
(a) the date and time of the complaint;
(b) the method by which the complaint was made;

(c) any personal details of the complainant which were provided by the complainant or, if no such details were provided, a note to that effect;
(d) the nature of the complaint;
(e) the action taken by the licensee in relation to the complaint, including any follow-up contact with the complainant; and
(f) if no action was taken by the licensee, the reasons why no action was taken.

M4.3 The record of a complaint must be kept for at least 4 years after the complaint was made.

M4.4 The record must be produced to any authorised officer of the EPA who asks to see them.

M5 Telephone complaints line

M5.1 The licensee must operate during its operating hours a telephone complaints line for the purpose of receiving any complaints from members of the public in relation to activities conducted at the premises or by the vehicle or mobile plant, unless otherwise specified in the licence.

M5.2 The licensee must notify the public of the complaints line telephone number and the fact that it is a complaints line so that the impacted community knows how to make a complaint.

M5.3 Conditions M5.1 and M5.2 do not apply until 3 months after:
(a) the date of the issue of this licence or
(b) if this licence is a replacement licence within the meaning of the Protection of the Environment Operations (Savings and Transitional) Regulation 1998, the date on which a copy of the licence was served on the licensee under clause 10 of that regulation.

M6 Requirement to monitor volume or mass

M6.1 Not applicable.

6 Reporting conditions

R1 Annual return documents

What documents must an Annual Return contain?

R1.1 The licensee must complete and supply to the EPA an Annual Return in the approved form comprising:
(a) a Statement of Compliance; and
(b) a Monitoring and Complaints Summary.
A copy of the form in which the Annual Return must be supplied to the EPA accompanies this licence. Before the end of each reporting period, the EPA will provide to the licensee a copy of the form that must be completed and returned to the EPA.

Period covered by Annual Return

R1.2 An Annual Return must be prepared in respect of each reporting period, except as provided below.

Note: The term "reporting period" is defined in the dictionary at the end of this licence. Do not complete the Annual Return until after the end of the reporting period.

R1.3 Where this licence is transferred from the licensee to a new licensee:
(a) the transferring licensee must prepare an Annual Return for the period commencing on the first day of the reporting period and ending on the date the application for the transfer of the licence to the new licensee is granted; and
(b) the new licensee must prepare an Annual Return for the period commencing on the date the application for the transfer of the licence is granted and ending on the last day of the reporting period.

Note: An application to transfer a licence must be made in the approved form for this purpose.

R1.4 Where this licence is surrendered by the licensee or revoked by the EPA or Minister, the licensee must prepare an Annual Return in respect of the period commencing on the first day of the reporting period and ending on:
(a) in relation to the surrender of a licence - the date when notice in writing of approval of the surrender is given; or
(b) in relation to the revocation of the licence - the date from which notice revoking the licence operates.

Deadline for Annual Return

R1.5 The Annual Return for the reporting period must be supplied to the EPA by registered post not later than 60 days after the end of each reporting period or in the case of a transferring licence not later than 60 days after the date the transfer was granted (the 'due date').

Notification where actual load can not be calculated

R1.6 Not applicable.

Licensee must retain copy of Annual Return

R1.7 The licensee must retain a copy of the Annual Return supplied to the EPA for a period of at least 4 years after the Annual Return was due to be supplied to the EPA.

Certifying of Statement of Compliance and signing of Monitoring and Complaints Summary

R1.8 Within the Annual Return, the Statement of Compliance must be certified and the Monitoring and Complaints Summary must be signed by:
(a) the licence holder; or
(b) by a person approved in writing by the EPA to sign on behalf of the licence holder.

R1.9 A person who has been given written approval to certify a certificate of compliance under a licence issued under the Pollution Control Act 1970 is taken to be approved for the purpose of this condition until the date of first review of this licence.

R2 Notification of environmental harm

Note: The licensee or its employees must notify the EPA of incidents causing or threatening material harm to the environment as soon as practicable after the person becomes aware of the incident in accordance with the requirements of Part 5.7 of the Act.

R2.1 Notifications must be made by telephoning the EPA's Pollution Line service on 131 555.

R2.2 The licensee must provide written details of the notification to the EPA within 7 days of the date on which the incident occurred.

R3 Written report

R3.1 Where an authorised officer of the EPA suspects on reasonable grounds that:
(a) where this licence applies to premises, an event has occurred at the premises; or
(b) where this licence applies to vehicles or mobile plant, an event has occurred in connection with the carrying out of the activities authorised by this licence,
and the event has caused, is causing or is likely to cause material harm to the environment (whether the harm occurs on or off premises to which the licence applies), the authorised officer may request a written report of the event.

R3.2 The licensee must make all reasonable inquiries in relation to the event and supply the report to the EPA within such time as may be specified in the request.

R3.3 The request may require a report which includes any or all of the following information:
(a) the cause, time and duration of the event;
(b) the type, volume and concentration of every pollutant discharged as a result of the event;
(c) the name, address and business hours telephone number of employees or agents of the licensee, or a specified class of them, who witnessed the event;
(d) the name, address and business hours telephone number of every other person (of whom the licensee is aware) who witnessed the event, unless the licensee has been unable to obtain that information after making reasonable effort;
(e) action taken by the licensee in relation to the event, including any follow-up contact with any complainants;
(f) details of any measure taken or proposed to be taken to prevent or mitigate against a recurrence of such an event; and
(g) any other relevant matters.

R3.4 The EPA may make a written request for further details in relation to any of the above matters if it is not satisfied with the report provided by the licensee. The licensee must provide such further details to the EPA within the time specified in the request.

R4 Regular reporting of transportation of certain wastes within NSW

R4.1 Conditions R4.2 to R4.5 apply to the transport of hazardous and/or industrial and/or Group A waste

within NSW.

Regular reporting

R4.2 The licensee must supply to the EPA, for each transporter that transported waste from the licensees premises, the information as set out in Appendix 2, table 1.

R4.3 The licensee must supply to the EPA, for each destination within NSW which received waste from the licensee, the information as set out in Appendix 2, table 2.

Reporting periods

R4.4 Reports to the EPA in accordance with R4.2 and R4.3 shall be supplied on or before:
(a) 30 April for the reporting of information relating to wastes transported from the premises between 1 January and 31 March of that year;
(b) 31 July for the reporting of information relating to wastes transported from the premises between 1 April and 30 June of that year;
(c) 31 October for the reporting of information relating to wastes transported from the premises between 1 July and 30 September of that year;
(d) 31 January for the reporting of information relating to wastes transported from the premises between 1 October and 31 December of the previous year.

Note: The EPA should be notified of exception reports by sending a facsimile to:
Manager, Hazardous Waste Regulation
NSW Environment Protection Authority

Nil reports

R4.5 If waste has not been transported from the premises in any reporting period as set out in R4.4 the EPA must be advised in writing by the licensee, by the dates referred to in R4.4 in lieu of reporting as required in R4.2 and R4.3.

R5 Regular reporting of interstate movements of controlled wastes

R5.1 Conditions R5.2 to R5.5 apply to the movement of hazardous and/or industrial and/or Group A waste as listed in L5.3, into and out of NSW.

Note: The requirements of the NEPM apply to the interstate movement of any of the wastes listed in Appendix 1 of this licence.

Regular reporting

R5.2 The licensee must supply to the EPA, for each transporter that transported waste from the premises to a destination in another participating State or Territory, the information as set out in Appendix 2, table 3.

Reporting periods

R5.3 Reports to the EPA in accordance with R5.2 shall be supplied on or before:
(a) 30 April for the reporting of information relating to wastes transported from the premises between 1 January and 31 March of that year;
(b) 31 July for the reporting of information relating to wastes transported from the premises between 1 April and 30 June of that year;
(c) 31 October for the reporting of information relating to wastes transported from the premises between 1 July and 30 September of that year;
(d) 31 January for the reporting of information relating to wastes transported from the premises between 1 October and 31 December of the previous year.

Nil reports

R5.4 If waste has not been transported from the premises in any reporting period as set out in R5.3, the EPA must be advised in writing by the licensee, by the dates referred to in R5.3 in lieu of reporting as defined in R5.2.

Interstate transport of controlled wastes

R5.5 The licensee must comply with the requirements of the NEPM.

General conditions

G1 Copy of licence kept at the premises

G1.1 A copy of this licence must be kept at the premises to which the licence applies.

G1.2 The licence must be produced to any authorised officer of the EPA who asks to see it.

G1.3 The licence must be available for inspection by any employee or agent of the licensee working at the premises.

Pollution studies and reduction programs

U1.1 Not applicable.

Special conditions

E1.1 Not applicable.

Appendices

APPENDIX 1

WASTE DESCRIPTIONS AND CORRESPONDING WASTE CODES

The waste descriptions and waste codes shown below must be used to identify hazardous, industrial and Group A wastes on the waste data form for movements of those wastes within NSW, and to identify controlled wastes on the waste transport certificate for those wastes moved between NSW and other States and Territories. The waste codes must also be used to identify wastes when reporting the information required in the Tables in Appendix 2.

Description	Waste Code		Description	Waste Code
Acidic solutions or acids in solid form	B100		Organohalogen compounds - other than substances referred to in this list	M160
Animal effluent and residues (abattoir effluent, poultry and fish processing wastes)	K100		Perchlorates	D340
Antimony; antimony compounds	D170		Phenols, phenol compounds including chlorophenols	M150
Arsenic; arsenic compounds	D130		Phosphorus compounds excluding mineral phosphates	D360
Asbestos	N220		Polychlorinated dibenzo-furan (any congener)	M170
Barium compounds (excluding barium sulphate)	D290		Polychlorinated dibenzo-p-dioxin (any congener)	M180
Basic solutions or bases in solid form	C100		Residues from industrial waste treatment/disposal operations	T190
Beryllium; beryllium compounds	D160		Selenium; selenium compounds	D240
Boron compounds	D310		Sewage sludge and residues including nightsoil and septic tank sludge	K130
Cadmium; cadmium compounds	D150		Soils contaminated with a controlled waste	N120
Ceramic-based fibres with physico-chemical characteristics similar to those of asbestos	N230		Surface active agents (surfactants), containing principally organic constituents and which may contain metals and inorganic materials	M250
Chlorates	D350		Tannery wastes (including leather dust, ash, sludges and flours)	K140
Chromium compounds (hexavalent and trivalent)	D140		Tellurium; tellurium compounds	D250
Clinical and related wastes	R100		Thallium; thallium compounds	D180
Cobalt compounds	D200		Triethylamine catalysts for setting foundry sands	M230
Containers and drums which are contaminated with residues of substances referred to in this list	N100		Tyres	T140
Copper compounds	D190		Vanadium compounds	D270
Cyanides (inorganic)	A130		Waste chemical substances arising from research and development or teaching activities including those which are not identified and/or are new and whose effects on human health and/or the environment are not known	T100
Cyanides (organic)	M210		Waste containing peroxides other than hydrogen peroxide	E100
Encapsulated, chemically-fixed, solidified or polymerised wastes	N160		Waste from heat treatment and tempering operations containing cyanides	A110
Ethers	G100		Waste from manufacture, formulation and use of wood-preserving chemicals	H170
Filter cake	N190		Waste from the production, formulation and use of biocides and phytopharmaceuticals	H100
Fire debris and fire washwaters	N140		Waste from the production, formulation and use of inks, dyes, pigments, paints, lacquers and varnish	F100
Fly ash	N150		Waste from the production, formulation and use of organic solvents	G160

Environment Protection Licence



Grease trap waste	K110		Waste from the production, formulation and use of photographic chemicals and processing materials	T120
Halogenated organic solvents	G150		Waste from the production, formulation and use of resins, latex, plasticisers, glues and adhesives	F110
Highly odorous organic chemicals (including mercaptans and acrylates)	M260		Waste from the production and preparation of pharmaceutical products	R140
Inorganic fluorine compounds excluding calcium fluoride	D110		Waste mineral oils unfit for their original intended use	J100
Inorganic sulfides	D330		Waste oil/water, hydrocarbons/water mixtures or emulsions	J120
Isocyanate compounds	M220		Waste pharmaceuticals, drugs and medicines	R120
Lead; lead compounds	D220		Waste resulting from surface treatment of metals and plastics	A100
Mercury; mercury compounds	D120		Waste tarry residues arising from refining, distillation, and any pyrolytic treatment	J160
Metal carbonyls Nickel compounds Non toxic salts Organic phosphorous compounds	D100 D210 D300 H110		Waste substances and articles containing or contaminated with polychlorinated biphenyls, polychlorinated napthalenes, polychlorinated terphenyls and/or polybrominated biphenyls	M100
Organic solvents excluding halogenated solvents	G110		Wool scouring wastes Zinc compounds	K190 D230

APPENDIX 2

Table 1

[Table 1 refers to the regular reporting requirements in R4.2. Its purpose is to provide information on the total amount of waste moved by each transporter from waste activities in NSW.]

1. The licensee must provide a copy of the information in the following table for each transporter used by the licensee in the reporting period.

Waste Activities Table 1: Waste Movements By Transporter and Waste Category			
Name of Licensed Waste Activity:		**Waste Activity Licence No.:**	
Reporting Period:		**ANZSIC Code for Waste Activity:**	
Name of Transporter:		**Licence No. of Transporter**	

Waste class	**Waste Code**	**Amount of Waste Transported in Reporting Period (tonnes)**
Hazardous Non-Liquid Waste	*Code for each waste of this class*	*Total Weight for waste of each code*
Hazardous Liquid Waste	*Code*	*Weight*
	Code	*Weight*
Industrial Non-Liquid Waste	*Code*	*Weight*
	Code	*Weight*
Group A Liquid Waste	*Code*	*Weight*

	Code	Weight

[NOTES: ***Waste code*** *refers to the codes listed in Appendix 1 of this licence and entered on the waste transport certificates.*
Waste class *refers to the classification of waste in accordance with Appendix 1 of the Protection of the Environment Operations Act 1997 and its regulations.*

ANZSIC code *means the Australian and New Zealand Standard Industrial Classification code published by the Australian Bureau of Statistics.]*

Table 2:

[Table 2 refers to the reporting requirements in R4.3. Its purpose is to provide information on the total amount of waste sent to each destination within NSW. Cross referencing by ANZSIC code provides data on which types of industry are sending wastes to disposal and treatment facilities.]

1. The licensee must provide a copy of the information in the following table for each destination within NSW used by the licensee in the reporting period for the purposes of the receipt of controlled waste.

Waste Activities Table 2: Waste Movements By Destination (within NSW) and Waste Category			
Name of Licensed Waste Activity:		**Waste Activity Licence No.:**	
Reporting Period:		**ANZSIC Code for Waste Activity**	
Destination:			

Waste class	**Waste Code**	**Amount of Waste Transported in Reporting Period (tonnes)**
Hazardous Non-Liquid Wastes	*Code for each waste of this class*	*Total Weight for waste of each code*
	Code	*Weight*
Industrial Non-Liquid Wastes	*Code*	*Weight*
	Code	*Weight*
Hazardous Liquid Wastes	*Code*	*Weight*
	Code	*Weight*
Group A Liquid Wastes	*Code*	*Weight*

NOTES:
Waste code *refers to the codes listed in Appendix 1 of this licence and entered on waste data forms.*
Waste class *refers to the classification of waste in accordance with Schedule 1 of the Protection of the Environment Operations Act 1997 and its regulations.*

ANZSIC code *means the Australian and New Zealand Standard Industrial Classification code published by the Australian Bureau of Statistics.*

Table 3:
[Table 3 refers to the regular reporting requirements in R5.2. Its purpose is to provide information on the total amounts of controlled wastes sent from NSW licensed waste activities to other States and Territories. Cross-referencing by ANZSIC code allows data on which types of industries are sending wastes interstate.]

1. The licensee must provide a copy of the information in the following table for each destination outside NSW used by the licensee in the reporting period for the purposes of the receipt of controlled waste.

Waste Activities Table 3: Controlled Waste Movements By Interstate Destination and Waste Category			
Name of Licensed Waste Activity:		**Waste Activity Licence No.:**	
Reporting Period:		**ANZSIC Code Waste Activity:**	
Destination State or Territory:		**Destination Facility**	
Waste class	**Waste Code**	**Amount of Waste Transported in Reporting Period (tonnes)**	
Hazardous Non-Liquid Waste	*Code for each waste of this type*	*Total Weight for waste of this code*	
	Code	*Weight*	
Industrial Non-Liquid Waste	*Code*	*Weight*	
	Code	*Weight*	
Hazardous Liquid Waste	*Code*	*Weight*	
	Code	*Weight*	
Group A Liquid Waste	*Code*	*Weight*	

Other Types of Waste (eg Group B and C Liquid Wastes, Used Tyres)	*Code*	*Weight*

*[NOTES: **Waste code** refers to the codes listed in Appendix 1 of this licence and entered on the waste transport certificates.*
***Waste class** refers to the classification of waste in accordance with Appendix 1 of the Protection of the Environment Operations Act 1997 and its regulations.*
***ANZSIC code** means the Australian and New Zealand Standard Industrial Classification code published by the Australian Bureau of Statistics.]*

Dictionary

Model Licence Dictionary

In this licence, unless the contrary is indicated, the terms below have the following meanings:

Agency	A body or bodies of a participating State or a participating Territory which that State or Territory has nominated for the purposes of the NEPM.
Chemical control order (CCO)	An order under sections 22 and 23 of the Environmentally Hazardous Chemicals Act 1985.
Consignee	The person to whom the waste is dispatched, and includes: (a) in the case of a waste facility that is licensed - the occupier; (b) in the case of a person carrying on mobile waste processing that is licensed - the person operating the mobile place; (c) in the case of a place that can be otherwise lawfully be used as a waste facility for that waste - the owner or occupier of that place.
Consignment	One or more shipments of a specified waste dispatched to a particular destination.
Consignment authorisation	An approval which includes a unique identifier granted by an agency, or a facility delegated by an agency, in the jurisdiction of destination to allow the movement of controlled waste.
Controlled waste	Any waste included in List 1 of Schedule A of the NEPM, provided that the waste possesses one or more of the characteristics in List 2, of Schedule A of the NEPM.
Date of dispatch	The date on which a load of waste is removed from the premises**.**
Destination	Where hazardous, industrial or Group A wastes are transported within NSW, the place described in the waste data form as the destination for the waste. Where controlled wastes are transported between NSW and another participating State or Territory, the place described in Part 3 of the waste transport certificate as the facility receiving the waste.
Facility	A place where controlled wastes are received.

Facility Operator	A person in charge of a facility.
Jurisdiction of destination	In relation to a particular consignment of waste means the State or Territory in which the facility is located to which the waste is intended to be transported.
Load	The amount of a consignment of waste placed on a vehicle for any single dispatch from the premises at which it was generated or stored.
Load number	A consecutive number identifying each load of waste within a consignment and starting with 1 for the first load of each consignment. One or more loads may make up a consignment.
NEPM	The National Environment Protection (Movement of Controlled Wastes between States and Territories) Measure 1998.
Non-liquid waste	Has the same meaning as in Part 3 of Schedule 1 of the Protection of the Environment Operations Act 1997.
Participating State or Territory	A State or Territory that is (a) a party to the Intergovernmental Agreement on the Environment made on 1 May 1992 between the Commonwealth, the States, the Australian Capital Territory, the Northern Territory and the Australian Local Government Association, a copy of which is set out in the Schedule to the Commonwealth Act; and (b) in which an Act that corresponds to the National Environment Protection Council Act 1994 of the Commonwealth is in force in accordance with the Agreement.
Recycling of waste	The processing of waste into a similar non-waste product.
Regulation	The Protection of the Environment Operations (Waste) Regulation 1996.
Transporter	A person responsible for moving controlled wastes either from one participating State or Territory to another or through participating States or Territories.
Waste activity	An activity, whether required to be licensed or not, carried on for business or other commercial purposes, that involves the generating or storage of any of the following waste classes: (a) hazardous waste, (b) industrial waste, (c) Group A waste.
Waste class	Means either hazardous, industrial or Group A waste.
Waste data form	A certificate in the form approved by the EPA.
Waste guidelines	The document called *"Environmental Guidelines: Assessment, Classification and Management of Liquid and Non-Liquid Wastes"* issued by the EPA and in force as at 1 July 1999.
Waste producer	Means the licensee.
Waste transport certificate	A certificate in the form approved by the EPA as fulfilling the requirements of Schedule B of the National Environment Protection (Movement of Controlled Wastes between States and Territories) Measure 1998.

Environment Protection Licence

General Dictionary

In this licence, unless the contrary is indicated, the terms below have the following meanings:

3DGM [in relation to a concentration limit]	Means the three day geometric mean, which is calculated by multiplying the results of the analysis of three samples collected on consecutive days and then taking the cubed root of that amount. Where one or more of the samples is zero or below the detection limit for the analysis, then 1 or the detection limit respectively should be used in place of those samples
Act	Means the Protection of the Environment Operations Act 1997
activity	Means a scheduled or non-scheduled activity within the meaning of the Protection of the Environment Operations Act 1997
actual load	Has the same meaning as in the Protection of the Environment Operations (General) Regulation 1998
AM	Together with a number, means an ambient air monitoring method of that number prescribed by the *Approved Methods for the Sampling and Analysis of Air Pollutants in New South Wales*.
AMG	Australian Map Grid
anniversary date	The anniversary date is the anniversary each year of the date of issue of the licence. In the case of a licence continued in force by the Protection of the Environment Operations Act 1997, the date of issue of the licence is the first anniversary of the date of issue or last renewal of the licence following the commencement of the Act.
annual return	Is defined in R1.1
Approved Methods Publication	Has the same meaning as in the Protection of the Environment Operations (General) Regulation 1998
assessable pollutants	Has the same meaning as in the Protection of the Environment Operations (General) Regulation 1998
BOD	Means biochemical oxygen demand
CEM	Together with a number, means a continuous emission monitoring method of that number prescribed by the *Approved Methods for the Sampling and Analysis of Air Pollutants in New South Wales*.
COD	Means chemical oxygen demand
composite sample	Unless otherwise specifically approved in writing by the EPA, a sample consisting of 24 individual samples collected at hourly intervals and each having an equivalent volume.
cond.	Means conductivity
environment	Has the same meaning as in the Protection of the Environment Operations Act 1997
environment protection legislation	Has the same meaning as in the Protection of the Environment Administration Act 1991
EPA	Means Environment Protection Authority of New South Wales.
fee-based activity classification	Means the numbered short descriptions in Schedule 1 of the Protection of the Environment Operations (General) Regulation 1998.
flow weighted composite sample	Means a sample whose composites are sized in proportion to the flow at each composites time of collection.
grab sample	Means a single sample taken at a point at a single time

hazardous waste	Has the same meaning as in Part 3 of Schedule 1 of the Protection of the Environment Operations Act 1997
industrial waste	Has the same meaning as in Part 3 of Schedule 1 of the Protection of the Environment Operations Act 1997
inert waste	Has the same meaning as in Part 3 of Schedule 1 of the Protection of the Environment Operations Act 1997
licensee	Means the licence holder described at the front of this licence
load calculation protocol	Has the same meaning as in the Protection of the Environment Operations (General) Regulation 1998
local authority	Has the same meaning as in the Protection of the Environment Operations Act 1997
material harm	Has the same meaning as in section 147 Protection of the Environment Operations Act 1997
MBAS	Means methylene blue active substances
Minister	Means the Minister administering the Protection of the Environment Operations Act 1997
mobile plant	Has the same meaning as in Part 3 of Schedule 1 of the Protection of the Environment Operations Act 1997
motor vehicle	Has the same meaning as in the Protection of the Environment Operations Act 1997
O&G	Means oil and grease
percentile [in relation to a concentration limit of a sample]	Means that percentage [eg.50%] of the number of samples taken that must meet the concentration limit specified in the licence for that pollutant over a specified period of time. In this licence, the specified period of time is the Reporting Period unless otherwise stated in this licence.
plant	Includes all plant within the meaning of the Protection of the Environment Operations Act 1997 as well as motor vehicles.
pollution of waters [or water pollution]	Has the same meaning as in the Protection of the Environment Operations Act 1997
premises	Means the premises described in condition A2.1
public authority	Has the same meaning as in the Protection of the Environment Operations Act 1997
regional office	Means the relevant EPA office referred to in the Contacting the EPA document accompanying this licence
reporting period	For the purposes of this licence, the reporting period means the period of 12 months after the issue of the licence, and each subsequent period of 12 months. In the case of a licence continued in force by the Protection of the Environment Operations Act 1997, the date of issue of the licence is the first anniversary of the date of issue or last renewal of the licence following the commencement of the Act.
reprocessing of waste	Has the same meaning as in Part 3 of Schedule 1 of the Protection of the Environment Operations Act 1997
scheduled activity	Means an activity listed in Schedule 1 of the Protection of the Environment Operations Act 1997
solid waste	Has the same meaning as in Part 3 of Schedule 1 of the Protection of the Environment Operations Act 1997
TM	Together with a number, means a test method of that number prescribed by the *Approved Methods for the Sampling and Analysis of Air Pollutants in New South Wales*.
treatment of waste	Has the same meaning as in Part 3 of Schedule 1 of the Protection of the Environment Operations Act 1997

TSP	Means total suspended particles
TSS	Means total suspended solids
Type 1 substance	Means the elements antimony, arsenic, cadmium, lead or mercury or any compound containing one or more of those elements
Type 2 substance	Means the elements beryllium, chromium, cobalt, manganese, nickel, selenium, tin or vanadium or any compound containing one or more of those elements
utilisation area	Means any area shown as a utilisation area on a map submitted with the application for this licence
waste	Has the same meaning as in the Protection of the Environment Operations Act 1997
waste code	Means the waste codes listed in Appendix 5 of the EPA document A Guide to Licensing Part B.
waste type	Means Group A, Group B, Group C, inert, solid, industrial or hazardous waste

Ms Cathryn Ferguson

Environment Protection Authority

(By Delegation)

Date of this edition - 08-Mar-2005

End Notes

1	Licence varied by Incorrect Sub Region in Object Details., issued on 24-Jun-2002, which came into effect on 27-Jun-2002.
2	Licence varied by notice 1044433, issued on 11-Feb-2005, which came into effect on 08-Mar-2005.

Section 55 Protection of the Environment Operations Act 1997

Environment Protection Licence

Licence - 12230

Department of **Environment & Climate Change** NSW

Licence Details	
Number:	12230
Anniversary Date:	03-December
Review Due Date:	16-Nov-2017

Licensee

SANDVIK AUSTRALIA PTY LTD
LOCKED BAG 3
WETHERILL PARK NSW 2164

Licence Type

Premises

Premises

23-47 Percival Road
SMITHFIELD NSW 2164

Scheduled Activity

Waste Activities

Fee Based Activity	**Scale**
Hazardous, Industrial or Group A Waste Generation or Storage (73)	> 10 - 100 T

Region

Waste Operations
59-61 Goulburn Street
SYDNEY NSW 2000
Phone: 02 9995 5000
Fax: 02 9995 5999

PO Box A290 SYDNEY SOUTH
NSW 1232

Environment Protection Licence

Licence - 12230

Department of **Environment & Climate Change** NSW

INFORMATION ABOUT THIS LICENCE **4**
Dictionary 4
Responsibilities of licensee 4
Variation of licence conditions 4
Duration of licence 4
Licence review 4
Fees and annual return to be sent to the EPA 4
Transfer of licence 5
Public register and access to monitoring data 5
1 ADMINISTRATIVE CONDITIONS **5**
A1 What the licence authorises and regulates 5
A2 Premises to which this licence applies 6
A3 Other activities 6
A4 Information supplied to the EPA 7
2 DISCHARGES TO AIR AND WATER AND APPLICATIONS TO LAND **7**
P1 Location of monitoring/discharge points and areas 7
3 LIMIT CONDITIONS **7**
L1 Pollution of waters 7
L2 Load limits 7
L3 Concentration limits 7
L4 Volume and mass limits 8
L5 Waste 8
L6 Noise Limits 8
L7 Polychlorinated Biphenyls (PCBs) 8
L8 Asbestos 8
4 OPERATING CONDITIONS **9**
O1 Activities must be carried out in a competent manner 9
O2 Maintenance of plant and equipment 9
O3 Emergency response 9
O4 Processes and management 9
O5 Monitoring of waste movements within NSW 9
O6 Monitoring of interstate movements of controlled wastes 12
5 MONITORING AND RECORDING CONDITIONS **14**
M1 Monitoring records 14
M2 Requirement to monitor concentration of pollutants discharged 15
M3 Testing methods - concentration limits 15
M4 Recording of pollution complaints 15
M5 Telephone complaints line 15
M6 Requirement to monitor volume or mass 16

6 REPORTING CONDITIONS 16
R1 Annual return documents 16
R2 Notification of environmental harm 17
R3 Written report 17
R4 Regular reporting of transportation of certain wastes within NSW 18
R5 Regular reporting of interstate movements of controlled wastes 19
GENERAL CONDITIONS 20
G1 Copy of licence kept at the premises 20
POLLUTION STUDIES AND REDUCTION PROGRAMS 20
SPECIAL CONDITIONS 20
Appendices 20
DICTIONARY 27
General Dictionary 27
Model Licence Dictionary 29

Information about this licence

Dictionary

A definition of terms used in the licence can be found in the dictionary at the end of this licence.

Responsibilities of licensee

Separate to the requirements of this licence, general obligations of licensees are set out in the Protection of the Environment Operations Act 1997 ("the Act") and the Regulations made under the Act. These include obligations to:

- ensure persons associated with you comply with this licence, as set out in section 64 of the Act;
- control the pollution of waters and the pollution of air (see for example sections 120 - 132 of the Act); and
- report incidents causing or threatening material environmental harm to the environment, as set out in Part 5.7 of the Act.

Variation of licence conditions

The licence holder can apply to vary the conditions of this licence. An application form for this purpose is available from the EPA.

The EPA may also vary the conditions of the licence at any time by written notice without an application being made.

Where a licence has been granted in relation to development which was assessed under the Environmental Planning and Assessment Act 1979 in accordance with the procedures applying to integrated development, the EPA may not impose conditions which are inconsistent with the development consent conditions until the licence is first reviewed under Part 3.6 of the Act.

Duration of licence

This licence will remain in force until the licence is surrendered by the licence holder or until it is suspended or revoked by the EPA or the Minister. A licence may only be surrendered with the written approval of the EPA.

Licence review

The Act requires that the EPA review your licence at least every 5 years after the issue of the licence, as set out in Part 3.6 and Schedule 5 of the Act. You will receive advance notice of the licence review.

Fees and annual return to be sent to the EPA

For each licence fee period you must pay:

- an administrative fee; and
- a load-based fee (if applicable).

The EPA publication "A Guide to Licensing" contains information about how to calculate your licence fees.

The licence requires that an Annual Return, comprising a Statement of Compliance and a summary of any monitoring required by the licence (including the recording of complaints), be submitted to the EPA. The Annual Return must be submitted within 60 days after the end of each reporting period. See condition R1 regarding the Annual Return reporting requirements.

Usually the licence fee period is the same as the reporting period.

Transfer of licence

The licence holder can apply to transfer the licence to another person. An application form for this purpose is available from the EPA.

Public register and access to monitoring data

Part 9.5 of the Act requires the EPA to keep a public register of details and decisions of the EPA in relation to, for example:

- licence applications;
- licence conditions and variations;
- statements of compliance;
- load based licensing information; and
- load reduction agreements.

Under s320 of the Act application can be made to the EPA for access to monitoring data which has been submitted to the EPA by licensees.

This licence is issued to:

SANDVIK AUSTRALIA PTY LTD
LOCKED BAG 3
WETHERILL PARK NSW 2164

subject to the conditions which follow.

1 Administrative conditions

A1 What the licence authorises and regulates

A1.1 Not applicable.

A1.2 This licence authorises the carrying out of the scheduled activities listed below at the premises specified in A2. The activities are listed according to their scheduled activity classification, fee-based activity classification and the scale of the operation.

Unless otherwise further restricted by a condition of this licence, the scale at which the activity is carried out must not exceed the maximum scale specified in this condition.

Scheduled Activity
Waste Activities

Fee Based Activity	Scale
Hazardous, Industrial or Group A Waste Generation or Storage (73)	> 10 - 100 T

A1.3 Not applicable.

A2 Premises to which this licence applies

A2.1 The licence applies to the following premises:

Premises Details
23-47 Percival Road
SMITHFIELD
NSW
2164
LOT 45 DP872450

A3 Other activities

A3.1 Not applicable.

A4 Information supplied to the EPA

A4.1 Works and activities must be carried out in accordance with the proposal contained in the licence application, except as expressly provided by a condition of this licence.

In this condition the reference to "the licence application" includes a reference to:
(a) the applications for any licences (including former pollution control approvals) which this licence replaces under the Protection of the Environment Operations (Savings and Transitional) Regulation 1998; and
(b) the licence information form provided by the licensee to the EPA to assist the EPA in connection with the issuing of this licence.

2 Discharges to air and water and applications to land

P1 Location of monitoring/discharge points and areas

P1.1 Not applicable.

P1.2 Not applicable.

P1.3 Not applicable.

3 Limit conditions

L1 Pollution of waters

L1.1 Except as may be expressly provided in any other condition of this licence, the licensee must comply with section 120 of the Protection of the Environment Operations Act 1997.

L2 Load limits

L2.1 Not applicable.

L2.2 Not applicable.

L3 Concentration limits

L3.1 Not applicable.

L3.2 Not applicable.

L3.3 Not applicable.

L4 Volume and mass limits

L4.1 Not applicable.

L5 Waste

L5.1 The licensee must not cause, permit or allow any waste generated outside the premises to be received at the premises for storage, treatment, processing, reprocessing or disposal or any waste generated at the premises to be disposed of at the premises, except as expressly permitted by the licence.

L5.2 This condition only applies to the storage, treatment, processing, reprocessing or disposal of waste at the premises if those activities require an environment protection licence.

L5.3 Except as provided by any other condition of this licence, only the hazardous and/or industrial and/or Group A waste listed below may be generated and/or stored at the premises.

Nickel compounds [D210]

L5.4 The quantity of hazardous/and/or industrial and/or Group A waste generated and/or stored on the premises must not exceed 100 tonnes at any one time.

L6 Noise Limits

L6.1 Not applicable.

L7 Polychlorinated Biphenyls (PCBs)

Note: The licensee must comply with the conditions as specified in this licence or where no specific conditions are outlined in this licence, the licensee must comply with the "Chemical Control Order in Relation to Materials and Wastes Containing Polychlorinated Biphenyl, 1997".

L8 Asbestos

Note: The licensee must comply with the conditions as specified in this licence or where no specific conditions are outlined in this licence, the licensee must comply with the Protection of the Environment Operations (Waste) Regulation 1996.

4 Operating conditions

O1 Activities must be carried out in a competent manner

O1.1 Licensed activities must be carried out in a competent manner.

This includes:
(a) the processing, handling, movement and storage of materials and substances used to carry out the activity; and
(b) the treatment, storage, processing, reprocessing, transport and disposal of waste generated by the activity.

O2 Maintenance of plant and equipment

O2.1 All plant and equipment installed at the premises or used in connection with the licensed activity:
(a) must be maintained in a proper and efficient condition; and
(b) must be operated in a proper and efficient manner.

O3 Emergency response

O3.1 Within insert time limit 3 months of the date of the issue of this licence, the licensee must develop, or update, an emergency response plan which documents the procedures to deal with all types of incidents (e.g. spill, explosions or fire) that may occur at the premises or outside of the premises (e.g. during transfer) which are likely to cause harm to the environment.

O4 Processes and management

O4.1 The licensee must ensure that any liquid and/or non liquid waste generated and/or stored at the premises is assessed and classified in accordance with the EPA Environmental Guidelines: Assessment, Classification and Management of Liquid and Non-Liquid Wastes, in force as at 1 July 1999.

O4.2 The licensee must ensure that waste identified for recycling is stored separately from other waste.

O5 Monitoring of waste movements within NSW

O5.1 Conditions O5.2 to O5.16 apply to the movement of the types of hazardous and/or industrial and/or Group A waste as listed in L5.3, within NSW.

Prerequisites for waste movements

O5.2 If the waste is transported from the premises, the licensee must ensure that the waste is transported:

(a) to a place which has been licensed by the EPA to issue consignment authorisation numbers; and
(b) to a place that can otherwise lawfully accept that class of waste.

O5.3 If the waste is transported from the premises, the licensee must;
(a) obtain a consignment authorisation number from the consignee;
(b) complete an approved waste data form in relation to the consigned waste in accordance with the instructions on the form and to the extent required, and give a copy of the form to the person transporting the waste;
(c) ensure that the waste data form:
(i) is completed accurately, and
(ii) is retained for a period of not less than 4 years from the time the form was completed, and
(iii) is made available for inspection by an authorised officer on request;
(d) ensure, if the waste is of such an amount as to require the person transporting it to be licensed, that the person transporting the waste is licensed.

Application for a consignment authorisation number

O5.4 To obtain a consignment authorisation number as required by 05.3 (a), the licensee must apply in writing to the consignee. An application must include the following information:
(a) a statement identifying the classification of the waste in accordance with the requirements of condition 04.1;
(b) copies of all information used to classify the waste;
(c) an estimate of the amount of waste to which the application applies;
(d) whether the consignment will consist a single load or multiple loads;
(e) an estimate of the total period required for transportation of the consignment;
(f) the date of dispatch of at least the first load in the consignment.

Note: The licensee may nominate the dates of dispatch of as many loads as is feasible. This should be discussed with the consignee and will depend on the predictability of the rate of generation of the waste and the likelihood of the need for amendments to the dates nominated. If the waste is predictable, a schedule may be able to be submitted for the entire consignment, however if it is unpredictable, the date of only one future load may be able to be determined at a time (see also 05.9 about amending notified dates).

Note: The requirement for a written application for a consignment authorisation number does not preclude preliminary contact to obtain quotes and/or advice. Such preliminary contact does not require the formal provision of the above information that need only be supplied in the formal application.

O5.5 Once an application for a consignment authorisation number, as set out in 05.4 has been submitted, the licensee must not submit an application for the same consignment to another consignee until notification is received concerning the outcome of the application.

Notification of dates of dispatch of the second and subsequent loads in a consignment.

O5.6 The licensee must provide the consignee with written notification of the date of dispatch of each load of waste.

O5.7 The notification referred to in 05.6 must be received by consignee no later than the date of arrival of the preceding load at the destination.

Notification of a final load in a consignment.

O5.8 Unless the movement of an entire consignment of waste occurs in a single load, by the time the final load in a consignment is accepted at the destination, the licensee must have informed the consignee in writing, that no further loads are to be dispatched under that consignment authorisation number.

Note: The notifications referred to in conditions 05.6 and 05.8 may be attached to the waste data form of the preceding load.

Amendments to the nominated date(s) of dispatch

O5.9 If the date of dispatch for a load of waste is changed, the licensee must give written notification of this to the consignee and nominate a revised date of dispatch.

O5.10 A notification referred to in 05.9 must occur on or before the date of delivery as previously nominated.

Note: More than one amendment to dates of dispatch may occur.

Cancellation of consignment authorisations

O5.11 If the licensee determines that the delivery of a consignment of waste is to be discontinued for any reason, the consignee must be notified in writing before the nominated date of dispatch of the next expected load.

Notification of delayed delivery by transporter

O5.12 If the licensee receives written notification from a transporter who removed waste from the premises specifying a revised date of delivery to the destination which is more than 7 days after the date of dispatch, the licensee must note and record that date.

Record keeping

O5.13 The licensee must record and retain all information related to each consignment of waste.

Note: This includes waste data forms and copies of other documents such as notifications of revised delivery dates, regular and other reports, etc.

O5.14 The records referred to in 05.13 must be kept so that:
(a) all records relating to individual consignment authorisation numbers are kept physically together;
(b) consignments transported by each transporter can be readily identified and accessed; and
(c) consignments sent to each destination can readily be identified and accessed.

Note: The licensee must keep all information for at least 4 years.

Exception reporting

O5.15 The licensee must notify the EPA, in writing, within 48 hours of becoming aware of any suspected breaches of the Act, the Protection of the Environment Operations (Waste) Regulation 1996 or this licence.

O5.16 The licensee must notify the EPA in writing within 48 hours of becoming aware of any of the following:
(a) the refusal by a person to whom the licensee has applied for a consignment authorisation number in accordance with 05.4 to issue such a number;
(b) the refusal of a transporter to transport waste after arriving at the licensee's premises for the purposes of transporting that waste;
(c) a transporter who transports, or attempts to transport, waste without a waste data form completed to the extent required;
(d) the refusal of a consignee to accept waste from the licensee;
(e) the failure of the licensee to receive written confirmation of receipt of waste from a consignee within 21 days of dispatch, or where a transporter has provided written notification of a revised date of delivery as set out in 05.12 within 21 days of that date;
(f) the notification by a transporter of a revised date of delivery which is more than 90 days after the date of dispatch of the waste.

Note: The EPA should be notified of exception reports by sending a facsimile to:

Manager, Hazardous Waste Regulation

NSW Environment Protection Authority

O6 Monitoring of interstate movements of controlled wastes

O6.1 Conditions O6.2 to O6.11 apply to the movement of the types of hazardous and/or industrial and/or Group A waste as listed in L5.3, into and out of NSW.

Note: The requirements of the NEPM apply to the interstate movement of any of the wastes listed in Appendix 1 of this licence.

Classification of controlled waste

O6.2 The licensee must accurately identify the waste, in accordance with 04.1, and determine if the waste is a controlled waste within the meaning of the NEPM.

Note: The waste producer must check with the agency in the State or Territory of destination to determine whether waste is classified as a controlled waste under the NEPM. Unless advised otherwise by the agency of the State or Territory of destination, any waste included in Appendix 1 of this licence is a controlled waste for the purposes of the NEPM.

Application for a consignment authorisation

O6.3 If the waste is transported from the premises to another participating State or Territory, the licensee must comply with all conditions attached to the consignment authorisation issued by an agency or a facility delegated by an agency in the destination State or Territory.

Note: The waste producer is required by the Protection of the Environment Operations (Waste) Regulation 1996 to obtain, prior to the waste being dispatched, a consignment authorisation from an agency, or a facility delegated by an agency, in the destination State or territory to allow the movement of controlled waste.

Waste movements

O6.4 If the waste is transported from the premises to another participating State or Territory, the licensee must ensure that the waste is transported to a place that can lawfully be used as a waste facility for that waste.

O6.5 The licensee must ensure that the waste transporter is licensed as required by the agency of each participating State or Territory through which the waste is transported.

O6.6 The licensee must:
(a) retain a copy of the waste transport certificate for the waste for a period of not less than 4 years from the time the form was completed, and
(b) make the copy of the waste transport certificate available for inspection by an authorised officer on request.

Note: The waste producer is required by the Protection of the Environment Operations (Waste) Regulation 1996 to complete a waste transport certificate for the waste. This should be done in accordance with the instructions printed on the certificate and the required copy of the waste transport certificate should be forwarded to the agency in the State of destination.

Notification of delayed delivery by transporter

O6.7 If the licensee receives written notification from the transporter who removed waste from the licensee's premises specifying a revised date of delivery to the destination which is more than 7 days after the date of dispatch, the licensee must note and record that date.

Record keeping

O6.8 The licensee must record and retain all information related to each consignment of waste.

Note: This includes the waste transport certificates and copies of other documents such as consignment authorisations issued by an agency in the destination State or Territory, notifications of revised delivery dates by transporters, regular and other reports, etc.

O6.9 The records referred to in 06.8 must be kept so that:
(a) all records relating to each consignment authorisation are kept physically together;
(b) consignments transported by each transporter can be readily identified and accessed, and

(c) consignments sent to each destination can readily be identified and accessed.

Note: The licensee must keep all information for at least 4 years.

Exception reporting

O6.10 The licensee must notify the EPA in writing within 48 hours of becoming aware of a suspected breach of the Act, the Protection of the Environment Operations (Waste) Regulation 1996 or this licence.

O6.11 The licensee must notify the EPA in writing within 48 hours of becoming aware of any of the following:
(a) the refusal by an agency, or facility delegated by an agency, in participating State or Territory to whom the licensee has applied for a consignment authorisation in accordance with 06.3, to issue such an authorisation;
(b) the refusal of a transporter to transport waste after arriving at the licensee's premises for the purposes of transporting that waste to another participating State or Territory to the extent required;
(c) a transporter who transports, or attempts to transport, waste to another participating State or Territory without a waste transport certificate completed to the extent required;
(d) the refusal of a destination in another participating State or Territory to accept from the licensee waste for which a consignment authorisation has been issued;
(e) the failure of the licensee to receive written confirmation of receipt of waste from a destination in another participating State or Territory within 28 days of dispatch.

Note: The EPA should be notified of exception reports by sending a facsimile to:

Manager, Hazardous Waste Regulation
NSW Environment Protection Authority

5 Monitoring and recording conditions

M1 Monitoring records

M1.1 The results of any monitoring required to be conducted by this licence or a load calculation protocol must be recorded and retained as set out in this condition.

M1.2 All records required to be kept by this licence must be:
(a) in a legible form, or in a form that can readily be reduced to a legible form;
(b) kept for at least 4 years after the monitoring or event to which they relate took place; and
(c) produced in a legible form to any authorised officer of the EPA who asks to see them.

M1.3 The following records must be kept in respect of any samples required to be collected for the purposes of this licence:
(a) the date(s) on which the sample was taken;
(b) the time(s) at which the sample was collected;
(c) the point at which the sample was taken; and

(d) the name of the person who collected the sample.

M2 Requirement to monitor concentration of pollutants discharged

M2.1 Not applicable.

M3 Testing methods - concentration limits

M3.1 Not applicable.

M3.2 Not applicable.

M4 Recording of pollution complaints

M4.1 The licensee must keep a legible record of all complaints made to the licensee or any employee or agent of the licensee in relation to pollution arising from any activity to which this licence applies.

M4.2 The record must include details of the following:
(a) the date and time of the complaint;
(b) the method by which the complaint was made;
(c) any personal details of the complainant which were provided by the complainant or, if no such details were provided, a note to that effect;
(d) the nature of the complaint;
(e) the action taken by the licensee in relation to the complaint, including any follow-up contact with the complainant; and
(f) if no action was taken by the licensee, the reasons why no action was taken.

M4.3 The record of a complaint must be kept for at least 4 years after the complaint was made.

M4.4 The record must be produced to any authorised officer of the EPA who asks to see them.

M5 Telephone complaints line

M5.1 The licensee must operate during its operating hours a telephone complaints line for the purpose of receiving any complaints from members of the public in relation to activities conducted at the premises or by the vehicle or mobile plant, unless otherwise specified in the licence.

M5.2 The licensee must notify the public of the complaints line telephone number and the fact that it is a complaints line so that the impacted community knows how to make a complaint.

M5.3 Conditions M5.1 and M5.2 do not apply until 3 months after:
(a) the date of the issue of this licence or
(b) if this licence is a replacement licence within the meaning of the Protection of the Environment Operations (Savings and Transitional) Regulation 1998, the date on which a copy of the licence was served on the licensee under clause 10 of that regulation.

M6 Requirement to monitor volume or mass

M6.1 Not applicable.

6 Reporting conditions

R1 Annual return documents

What documents must an Annual Return contain?

R1.1 The licensee must complete and supply to the EPA an Annual Return in the approved form comprising:
(a) a Statement of Compliance; and
(b) a Monitoring and Complaints Summary.
A copy of the form in which the Annual Return must be supplied to the EPA accompanies this licence. Before the end of each reporting period, the EPA will provide to the licensee a copy of the form that must be completed and returned to the EPA.

Period covered by Annual Return

R1.2 An Annual Return must be prepared in respect of each reporting period, except as provided below.

Note: The term "reporting period" is defined in the dictionary at the end of this licence. Do not complete the Annual Return until after the end of the reporting period.

R1.3 Where this licence is transferred from the licensee to a new licensee:
(a) the transferring licensee must prepare an Annual Return for the period commencing on the first day of the reporting period and ending on the date the application for the transfer of the licence to the new licensee is granted; and
(b) the new licensee must prepare an Annual Return for the period commencing on the date the application for the transfer of the licence is granted and ending on the last day of the reporting period.

Note: An application to transfer a licence must be made in the approved form for this purpose.

R1.4 Where this licence is surrendered by the licensee or revoked by the EPA or Minister, the licensee must prepare an Annual Return in respect of the period commencing on the first day of the reporting period and ending on:
(a) in relation to the surrender of a licence - the date when notice in writing of approval of the surrender is given; or

(b) in relation to the revocation of the licence - the date from which notice revoking the licence operates.

Deadline for Annual Return

R1.5 The Annual Return for the reporting period must be supplied to the EPA by registered post not later than 60 days after the end of each reporting period or in the case of a transferring licence not later than 60 days after the date the transfer was granted (the 'due date').

Notification where actual load can not be calculated

R1.6 Not applicable.

Licensee must retain copy of Annual Return

R1.7 The licensee must retain a copy of the Annual Return supplied to the EPA for a period of at least 4 years after the Annual Return was due to be supplied to the EPA.

Certifying of Statement of Compliance and signing of Monitoring and Complaints Summary

R1.8 Within the Annual Return, the Statement of Compliance must be certified and the Monitoring and Complaints Summary must be signed by:
(a) the licence holder; or
(b) by a person approved in writing by the EPA to sign on behalf of the licence holder.

R1.9 A person who has been given written approval to certify a certificate of compliance under a licence issued under the Pollution Control Act 1970 is taken to be approved for the purpose of this condition until the date of first review of this licence.

R2 Notification of environmental harm

Note: The licensee or its employees must notify the EPA of incidents causing or threatening material harm to the environment as soon as practicable after the person becomes aware of the incident in accordance with the requirements of Part 5.7 of the Act.

R2.1 Notifications must be made by telephoning the EPA's Pollution Line service on 131 555.

R2.2 The licensee must provide written details of the notification to the EPA within 7 days of the date on which the incident occurred.

R3 Written report

R3.1 Where an authorised officer of the EPA suspects on reasonable grounds that:
(a) where this licence applies to premises, an event has occurred at the premises; or
(b) where this licence applies to vehicles or mobile plant, an event has occurred in connection with the carrying out of the activities authorised by this licence,

and the event has caused, is causing or is likely to cause material harm to the environment (whether the harm occurs on or off premises to which the licence applies), the authorised officer may request a written report of the event.

R3.2 The licensee must make all reasonable inquiries in relation to the event and supply the report to the EPA within such time as may be specified in the request.

R3.3 The request may require a report which includes any or all of the following information:
(a) the cause, time and duration of the event;
(b) the type, volume and concentration of every pollutant discharged as a result of the event;
(c) the name, address and business hours telephone number of employees or agents of the licensee, or a specified class of them, who witnessed the event;
(d) the name, address and business hours telephone number of every other person (of whom the licensee is aware) who witnessed the event, unless the licensee has been unable to obtain that information after making reasonable effort;
(e) action taken by the licensee in relation to the event, including any follow-up contact with any complainants;
(f) details of any measure taken or proposed to be taken to prevent or mitigate against a recurrence of such an event; and
(g) any other relevant matters.

R3.4 The EPA may make a written request for further details in relation to any of the above matters if it is not satisfied with the report provided by the licensee. The licensee must provide such further details to the EPA within the time specified in the request.

R4 Regular reporting of transportation of certain wastes within NSW

R4.1 Conditions R4.2 to R4.5 apply to the transport of hazardous and/or industrial and/or Group A waste as listed in L5.3, within NSW.

Regular reporting

R4.2 The licensee must supply to the EPA, for each transporter that transported waste from the licensees premises, the information as set out in Appendix 2, table 1.

R4.3 The licensee must supply to the EPA, for each destination within NSW which received waste from the licensee, the information as set out in Appendix 2, table 2.

Reporting periods

R4.4 Reports to the EPA in accordance with R4.2 and R4.3 shall be supplied on or before:
(a) 30 April for the reporting of information relating to wastes transported from the premises between 1 January and 31 March of that year;
(b) 31 July for the reporting of information relating to wastes transported from the premises between 1 April and 30 June of that year;
(c) 31 October for the reporting of information relating to wastes transported from the premises between 1 July and 30 September of that year;
(d) 31 January for the reporting of information relating to wastes transported from the premises

between 1 October and 31 December of the previous year.

Note: The EPA should be notified of exception reports by sending a facsimile to:
Manager, Hazardous Waste Regulation
NSW Environment Protection Authority

Nil reports

R4.5 If waste has not been transported from the premises in any reporting period as set out in R4.4 the EPA must be advised in writing by the licensee, by the dates referred to in R4.4 in lieu of reporting as required in R4.2 and R4.3.

R5 Regular reporting of interstate movements of controlled wastes

R5.1 Conditions R5.2 to R5.5 apply to the movement of <hazardous and/or industrial and/or Group A> waste as listed in L5.3, into and out of NSW.

Note: The requirements of the NEPM apply to the interstate movement of any of the wastes listed in Appendix 1 of this licence.

Regular reporting

R5.2 The licensee must supply to the EPA, for each transporter that transported waste from the premises to a destination in another participating State or Territory, the information as set out in Appendix 2, table 3.

Reporting periods

R5.3 Reports to the EPA in accordance with R5.2 shall be supplied on or before:
(a) 30 April for the reporting of information relating to wastes transported from the premises between 1 January and 31 March of that year;
(b) 31 July for the reporting of information relating to wastes transported from the premises between 1 April and 30 June of that year;
(c) 31 October for the reporting of information relating to wastes transported from the premises between 1 July and 30 September of that year;
(d) 31 January for the reporting of information relating to wastes transported from the premises between 1 October and 31 December of the previous year.

Nil reports

R5.4 If waste has not been transported from the premises in any reporting period as set out in R5.3, the EPA must be advised in writing by the licensee, by the dates referred to in R5.3 in lieu of reporting as defined in R5.2.

Interstate transport of controlled wastes

R5.5 The licensee must comply with the requirements of the NEPM.

General conditions

G1 Copy of licence kept at the premises

G1.1 A copy of this licence must be kept at the premises to which the licence applies.

G1.2 The licence must be produced to any authorised officer of the EPA who asks to see it.

G1.3 The licence must be available for inspection by any employee or agent of the licensee working at the premises.

Pollution studies and reduction programs

U1.1 Not applicable.

Special conditions

E1.1 Not applicable.

Appendices

APPENDIX 1

WASTE DESCRIPTIONS AND CORRESPONDING WASTE CODES

The waste descriptions and waste codes shown below must be used to identify hazardous, industrial and Group A wastes on the waste data form for movements of those wastes within NSW, and to identify controlled wastes on the waste transport certificate for those wastes moved between NSW and other States and Territories. The waste codes must also be used to identify wastes when reporting the information required in the Tables in Appendix 2.

Environment Protection Licence

Licence - 12230

Description	Waste Code
Acidic solutions or acids in solid form	B100
Animal effluent and residues (abattoir effluent, poultry and fish processing wastes)	K100
Antimony; antimony compounds	D170
Arsenic; arsenic compounds	D130
Asbestos	N220
Barium compounds (excluding barium sulphate)	D290
Basic solutions or bases in solid form	C100
Beryllium; beryllium compounds	D160
Boron compounds	D310
Cadmium; cadmium compounds	D150
Ceramic-based fibres with physico-chemical characteristics similar to those of asbestos	N230
Chlorates	D350
Chromium compounds (hexavalent and trivalent)	D140
Clinical and related wastes	R100
Cobalt compounds	D200
Containers and drums which are contaminated with residues of substances referred to in this list	N100
Copper compounds	D190
Cyanides (inorganic)	A130
Cyanides (organic)	M210
Encapsulated, chemically-fixed, solidified or polymerised wastes	N160
Ethers	G100
Filter cake	N190
Fire debris and fire washwaters	N140
Fly ash	N150
Grease trap waste	K110
Halogenated organic solvents	G150
Highly odorous organic chemicals (including mercaptans and acrylates)	M260
Inorganic fluorine compounds excluding calcium fluoride	D110
Inorganic sulfides	D330
Isocyanate compounds	M220
Lead; lead compounds	D220
Mercury; mercury compounds	D120
Metal carbonyls Nickel compounds Non toxic salts Organic phosphorous compounds	D100 D210 D300 H110

Description	Waste Code
Organohalogen compounds - other than substances referred to in this list	M160
Perchlorates	D340
Phenols, phenol compounds including chlorophenols	M150
Phosphorus compounds excluding mineral phosphates	D360
Polychlorinated dibenzo-furan (any congener)	M170
Polychlorinated dibenzo-p-dioxin (any congener)	M180
Residues from industrial waste treatment/disposal operations	T190
Selenium; selenium compounds	D240
Sewage sludge and residues including nightsoil and septic tank sludge	K130
Soils contaminated with a controlled waste	N120
Surface active agents (surfactants), containing principally organic constituents and which may contain metals and inorganic materials	M250
Tannery wastes (including leather dust, ash, sludges and flours)	K140
Tellurium; tellurium compounds	D250
Thallium; thallium compounds	D180
Triethylamine catalysts for setting foundry sands	M230
Tyres	T140
Vanadium compounds	D270
Waste chemical substances arising from research and development or teaching activities including those which are not identified and/or are new and whose effects on human health and/or the environment are not known	T100
Waste containing peroxides other than hydrogen peroxide	E100
Waste from heat treatment and tempering operations containing cyanides	A110
Waste from manufacture, formulation and use of wood-preserving chemicals	H170
Waste from the production, formulation and use of biocides and phytopharmaceuticals	H100
Waste from the production, formulation and use of inks, dyes, pigments, paints, lacquers and varnish	F100
Waste from the production, formulation and use of organic solvents	G160
Waste from the production, formulation and use of photographic chemicals and processing materials	T120
Waste from the production, formulation and use of resins, latex, plasticisers, glues and adhesives	F110
Waste from the production and preparation of pharmaceutical products	R140
Waste mineral oils unfit for their original intended use	J100
Waste oil/water, hydrocarbons/water mixtures or emulsions	J120
Waste pharmaceuticals, drugs and medicines	R120
Waste resulting from surface treatment of metals and plastics	A100
Waste tarry residues arising from refining, distillation, and any pyrolytic treatment	J160
Waste substances and articles containing or contaminated with polychlorinated biphenyls, polychlorinated napthalenes, polychlorinated terphenyls and/or polybrominated biphenyls	M100

Environment Protection Licence



Organic solvents excluding halogenated solvents	G110		Wool scouring wastes Zinc compounds	K190 D230

Environment Protection Licence

APPENDIX 2

Table 1

[Table 1 refers to the regular reporting requirements in R4.2. Its purpose is to provide information on the total amount of waste moved by each transporter from waste activities in NSW.]

1. The licensee must provide a copy of the information in the following table for each transporter used by the licensee in the reporting period.

Waste Activities Table 1: Waste Movements By Transporter and Waste Category			
Name of Licensed Waste Activity:		**Waste Activity Licence No.:**	
Reporting Period:		**ANZSIC Code for Waste Activity:**	
Name of Transporter:		**Licence No. of Transporter**	

Waste class	**Waste Code**	**Amount of Waste Transported in Reporting Period (tonnes)**
Hazardous Non-Liquid Waste	*Code for each waste of this class*	*Total Weight for waste of each code*
Hazardous Liquid Waste	*Code*	*Weight*
	Code	*Weight*
Industrial Non-Liquid Waste	*Code*	*Weight*
	Code	*Weight*
Group A Liquid Waste	*Code*	*Weight*

	Code	Weight

[NOTES: ***Waste code*** *refers to the codes listed in Appendix 1 of this licence and entered on the waste transport certificates.*
Waste class *refers to the classification of waste in accordance with Appendix 1 of the Protection of the Environment Operations Act 1997 and its regulations.*

ANZSIC code *means the Australian and New Zealand Standard Industrial Classification code published by the Australian Bureau of Statistics.]*

Table 2:

[Table 2 refers to the reporting requirements in R4.3. Its purpose is to provide information on the total amount of waste sent to each destination within NSW. Cross referencing by ANZSIC code provides data on which types of industry are sending wastes to disposal and treatment facilities.]

1. The licensee must provide a copy of the information in the following table for each destination within NSW used by the licensee in the reporting period for the purposes of the receipt of controlled waste.

Waste Activities Table 2: Waste Movements By Destination (within NSW) and Waste Category			
Name of Licensed Waste Activity:		**Waste Activity Licence No.:**	
Reporting Period:		**ANZSIC Code for Waste Activity**	
Destination:			

Waste class	**Waste Code**	**Amount of Waste Transported in Reporting Period (tonnes)**
Hazardous Non-Liquid Wastes	*Code for each waste of this class*	*Total Weight for waste of each code*
	Code	*Weight*
Industrial Non-Liquid Wastes	*Code*	*Weight*
	Code	*Weight*
Hazardous Liquid Wastes	*Code*	*Weight*
	Code	*Weight*
Group A Liquid Wastes	*Code*	*Weight*

NOTES:
Waste code *refers to the codes listed in Appendix 1 of this licence and entered on waste data forms.*
Waste class *refers to the classification of waste in accordance with Schedule 1 of the Protection of the Environment Operations Act 1997 and its regulations.*

ANZSIC code *means the Australian and New Zealand Standard Industrial Classification code published by the Australian Bureau of Statistics.*

Table 3:
[Table 3 refers to the regular reporting requirements in R5.2. Its purpose is to provide information on the total amounts of controlled wastes sent from NSW licensed waste activities to other States and Territories. Cross-referencing by ANZSIC code allows data on which types of industries are sending wastes interstate.]

1. The licensee must provide a copy of the information in the following table for each destination outside NSW used by the licensee in the reporting period for the purposes of the receipt of controlled waste.

Waste Activities Table 3: Controlled Waste Movements By Interstate Destination and Waste Category			
Name of Licensed Waste Activity:		**Waste Activity Licence No.:**	
Reporting Period:		**ANZSIC Code Waste Activity:**	
Destination State or Territory:		**Destination Facility**	
Waste class	**Waste Code**	**Amount of Waste Transported in Reporting Period (tonnes)**	
Hazardous Non-Liquid Waste	*Code for each waste of this type*	*Total Weight for waste of this code*	
	Code	*Weight*	
Industrial Non-Liquid Waste	*Code*	*Weight*	
	Code	*Weight*	
Hazardous Liquid Waste	*Code*	*Weight*	
	Code	*Weight*	
Group A Liquid Waste	*Code*	*Weight*	

Other Types of Waste (eg Group B and C Liquid Wastes, Used Tyres)	*Code*	*Weight*

*[NOTES: **Waste code** refers to the codes listed in Appendix 1 of this licence and entered on the waste transport certificates.*
***Waste class** refers to the classification of waste in accordance with Appendix 1 of the Protection of the Environment Operations Act 1997 and its regulations.*
***ANZSIC code** means the Australian and New Zealand Standard Industrial Classification code published by the Australian Bureau of Statistics.]*

Dictionary

General Dictionary

In this licence, unless the contrary is indicated, the terms below have the following meanings:

3DGM [in relation to a concentration limit]	Means the three day geometric mean, which is calculated by multiplying the results of the analysis of three samples collected on consecutive days and then taking the cubed root of that amount. Where one or more of the samples is zero or below the detection limit for the analysis, then 1 or the detection limit respectively should be used in place of those samples
Act	Means the Protection of the Environment Operations Act 1997
activity	Means a scheduled or non-scheduled activity within the meaning of the Protection of the Environment Operations Act 1997
actual load	Has the same meaning as in the Protection of the Environment Operations (General) Regulation 1998
AM	Together with a number, means an ambient air monitoring method of that number prescribed by the *Approved Methods for the Sampling and Analysis of Air Pollutants in New South Wales*.
AMG	Australian Map Grid
anniversary date	The anniversary date is the anniversary each year of the date of issue of the licence. In the case of a licence continued in force by the Protection of the Environment Operations Act 1997, the date of issue of the licence is the first anniversary of the date of issue or last renewal of the licence following the commencement of the Act.
annual return	Is defined in R1.1
Approved Methods Publication	Has the same meaning as in the Protection of the Environment Operations (General) Regulation 1998
assessable pollutants	Has the same meaning as in the Protection of the Environment Operations (General) Regulation 1998
BOD	Means biochemical oxygen demand
CEM	Together with a number, means a continuous emission monitoring method of that number prescribed by the *Approved Methods for the Sampling and Analysis of Air Pollutants in New South Wales*.
COD	Means chemical oxygen demand

composite sample	Unless otherwise specifically approved in writing by the EPA, a sample consisting of 24 individual samples collected at hourly intervals and each having an equivalent volume.
cond.	Means conductivity
environment	Has the same meaning as in the Protection of the Environment Operations Act 1997
environment protection legislation	Has the same meaning as in the Protection of the Environment Administration Act 1991
EPA	Means Environment Protection Authority of New South Wales.
fee-based activity classification	Means the numbered short descriptions in Schedule 1 of the Protection of the Environment Operations (General) Regulation 1998.
flow weighted composite sample	Means a sample whose composites are sized in proportion to the flow at each composites time of collection.
grab sample	Means a single sample taken at a point at a single time
hazardous waste	Has the same meaning as in Part 3 of Schedule 1 of the Protection of the Environment Operations Act 1997
industrial waste	Has the same meaning as in Part 3 of Schedule 1 of the Protection of the Environment Operations Act 1997
inert waste	Has the same meaning as in Part 3 of Schedule 1 of the Protection of the Environment Operations Act 1997
licensee	Means the licence holder described at the front of this licence
load calculation protocol	Has the same meaning as in the Protection of the Environment Operations (General) Regulation 1998
local authority	Has the same meaning as in the Protection of the Environment Operations Act 1997
material harm	Has the same meaning as in section 147 Protection of the Environment Operations Act 1997
MBAS	Means methylene blue active substances
Minister	Means the Minister administering the Protection of the Environment Operations Act 1997
mobile plant	Has the same meaning as in Part 3 of Schedule 1 of the Protection of the Environment Operations Act 1997
motor vehicle	Has the same meaning as in the Protection of the Environment Operations Act 1997
O&G	Means oil and grease
percentile [in relation to a concentration limit of a sample]	Means that percentage [eg.50%] of the number of samples taken that must meet the concentration limit specified in the licence for that pollutant over a specified period of time. In this licence, the specified period of time is the Reporting Period unless otherwise stated in this licence.
plant	Includes all plant within the meaning of the Protection of the Environment Operations Act 1997 as well as motor vehicles.
pollution of waters [or water pollution]	Has the same meaning as in the Protection of the Environment Operations Act 1997
premises	Means the premises described in condition A2.1
public authority	Has the same meaning as in the Protection of the Environment Operations Act 1997

regional office	Means the relevant EPA office referred to in the Contacting the EPA document accompanying this licence
reporting period	For the purposes of this licence, the reporting period means the period of 12 months after the issue of the licence, and each subsequent period of 12 months. In the case of a licence continued in force by the Protection of the Environment Operations Act 1997, the date of issue of the licence is the first anniversary of the date of issue or last renewal of the licence following the commencement of the Act.
reprocessing of waste	Has the same meaning as in Part 3 of Schedule 1 of the Protection of the Environment Operations Act 1997
scheduled activity	Means an activity listed in Schedule 1 of the Protection of the Environment Operations Act 1997
solid waste	Has the same meaning as in Part 3 of Schedule 1 of the Protection of the Environment Operations Act 1997
TM	Together with a number, means a test method of that number prescribed by the *Approved Methods for the Sampling and Analysis of Air Pollutants in New South Wales*.
treatment of waste	Has the same meaning as in Part 3 of Schedule 1 of the Protection of the Environment Operations Act 1997
TSP	Means total suspended particles
TSS	Means total suspended solids
Type 1 substance	Means the elements antimony, arsenic, cadmium, lead or mercury or any compound containing one or more of those elements
Type 2 substance	Means the elements beryllium, chromium, cobalt, manganese, nickel, selenium, tin or vanadium or any compound containing one or more of those elements
utilisation area	Means any area shown as a utilisation area on a map submitted with the application for this licence
waste	Has the same meaning as in the Protection of the Environment Operations Act 1997
waste code	Means the waste codes listed in Appendix 5 of the EPA document A Guide to Licensing Part B.
waste type	Means Group A, Group B, Group C, inert, solid, industrial or hazardous waste

Model Licence Dictionary

In this licence, unless the contrary is indicated, the terms below have the following meanings:

Agency	A body or bodies of a participating State or a participating Territory which that State or Territory has nominated for the purposes of the NEPM.
Chemical control order (CCO)	An order under sections 22 and 23 of the Environmentally Hazardous Chemicals Act 1985.
Consignee	The person to whom the waste is dispatched, and includes: (a) in the case of a waste facility that is licensed - the occupier; (b) in the case of a person carrying on mobile waste processing that is licensed - the person operating the mobile place; (c) in the case of a place that can be otherwise lawfully be used as a waste facility for that waste - the owner or occupier of that place.
Consignment	One or more shipments of a specified waste dispatched to a particular destination.

Consignment authorisation	An approval which includes a unique identifier granted by an agency, or a facility delegated by an agency, in the jurisdiction of destination to allow the movement of controlled waste.
Controlled waste	Any waste included in List 1 of Schedule A of the NEPM, provided that the waste possesses one or more of the characteristics in List 2, of Schedule A of the NEPM.
Date of dispatch	The date on which a load of waste is removed from the premises**.**
Destination	Where hazardous, industrial or Group A wastes are transported within NSW, the place described in the waste data form as the destination for the waste. Where controlled wastes are transported between NSW and another participating State or Territory, the place described in Part 3 of the waste transport certificate as the facility receiving the waste.
Facility	A place where controlled wastes are received.
Facility Operator	A person in charge of a facility.
Jurisdiction of destination	In relation to a particular consignment of waste means the State or Territory in which the facility is located to which the waste is intended to be transported.
Load	The amount of a consignment of waste placed on a vehicle for any single dispatch from the premises at which it was generated or stored.
Load number	A consecutive number identifying each load of waste within a consignment and starting with 1 for the first load of each consignment. One or more loads may make up a consignment.
NEPM	The National Environment Protection (Movement of Controlled Wastes between States and Territories) Measure 1998.
Non-liquid waste	Has the same meaning as in Part 3 of Schedule 1 of the Protection of the Environment Operations Act 1997.
Participating State or Territory	A State or Territory that is (a) a party to the Intergovernmental Agreement on the Environment made on 1 May 1992 between the Commonwealth, the States, the Australian Capital Territory, the Northern Territory and the Australian Local Government Association, a copy of which is set out in the Schedule to the Commonwealth Act; and (b) in which an Act that corresponds to the National Environment Protection Council Act 1994 of the Commonwealth is in force in accordance with the Agreement.
Recycling of waste	The processing of waste into a similar non-waste product.
Regulation	The Protection of the Environment Operations (Waste) Regulation 1996.
Transporter	A person responsible for moving controlled wastes either from one participating State or Territory to another or through participating States or Territories.
Waste activity	An activity, whether required to be licensed or not, carried on for business or other commercial purposes, that involves the generating or storage of any of the following waste classes: (a) hazardous waste, (b) industrial waste,

	(c) Group A waste.
Waste class	Means either hazardous, industrial or Group A waste.
Waste data form	A certificate in the form approved by the EPA.
Waste guidelines	The document called *"Environmental Guidelines: Assessment, Classification and Management of Liquid and Non-Liquid Wastes"* issued by the EPA and in force as at 1 July 1999.
Waste producer	Means the licensee.
Waste transport certificate	A certificate in the form approved by the EPA as fulfilling the requirements of Schedule B of the National Environment Protection (Movement of Controlled Wastes between States and Territories) Measure 1998.

Mr Tony Hodgson

Environment Protection Authority

(By Delegation)

03-Dec-2004

End Notes

Environment Protection Licence

Licence - 20024

Licence Details	
Number:	20024
Anniversary Date:	01-July

Licensee

TOLLCHEM SURFACE COATING SOLUTIONS PTY LTD

33 BRITTON ST

SMITHFIELD NSW 2164

Premises

TOLLCHEM

33 BRITTON STREET

SMITHFIELD NSW 2164

Scheduled Activity

Chemical production

Fee Based Activity	Scale
Toxic substances production	0-10000 T annual production capacity

Contact Us

NSW EPA

6 Parramatta Square

10 Darcy Street

PARRAMATTA NSW 2150

Phone: 131 555

Email: info@epa.nsw.gov.au

Locked Bag 5022

PARRAMATTA NSW 2124

Environment Protection Licence

Licence - 20024

INFORMATION ABOUT THIS LICENCE ---- 3

Dictionary ---- 3

Responsibilities of licensee ---- 3

Variation of licence conditions ---- 3

Duration of licence ---- 3

Licence review ---- 3

Fees and annual return to be sent to the EPA ---- 3

Transfer of licence ---- 4

Public register and access to monitoring data ---- 4

1 ADMINISTRATIVE CONDITIONS ---- 5

A1 What the licence authorises and regulates ---- 5

A2 Premises or plant to which this licence applies ---- 5

A3 Information supplied to the EPA ---- 5

2 DISCHARGES TO AIR AND WATER AND APPLICATIONS TO LAND ---- 5

P1 Location of monitoring/discharge points and areas ---- 5

3 LIMIT CONDITIONS ---- 6

L1 Pollution of waters ---- 6

4 OPERATING CONDITIONS ---- 6

O1 Activities must be carried out in a competent manner ---- 6

O2 Maintenance of plant and equipment ---- 6

5 MONITORING AND RECORDING CONDITIONS ---- 6

M1 Monitoring records ---- 6

M2 Recording of pollution complaints ---- 7

M3 Telephone complaints line ---- 7

6 REPORTING CONDITIONS ---- 7

R1 Annual return documents ---- 7

R2 Notification of environmental harm ---- 8

R3 Written report ---- 9

7 GENERAL CONDITIONS ---- 9

G1 Copy of licence kept at the premises or plant ---- 9

DICTIONARY ---- 10

General Dictionary ---- 10

Environment Protection Licence

Licence - 20024

Information about this licence

Dictionary

A definition of terms used in the licence can be found in the dictionary at the end of this licence.

Responsibilities of licensee

Separate to the requirements of this licence, general obligations of licensees are set out in the Protection of the Environment Operations Act 1997 ("the Act") and the Regulations made under the Act. These include obligations to:

- ensure persons associated with you comply with this licence, as set out in section 64 of the Act;
- control the pollution of waters and the pollution of air (see for example sections 120 - 132 of the Act);
- report incidents causing or threatening material environmental harm to the environment, as set out in Part 5.7 of the Act.

Variation of licence conditions

The licence holder can apply to vary the conditions of this licence. An application form for this purpose is available from the EPA.

The EPA may also vary the conditions of the licence at any time by written notice without an application being made.

Where a licence has been granted in relation to development which was assessed under the Environmental Planning and Assessment Act 1979 in accordance with the procedures applying to integrated development, the EPA may not impose conditions which are inconsistent with the development consent conditions until the licence is first reviewed under Part 3.6 of the Act.

Duration of licence

This licence will remain in force until the licence is surrendered by the licence holder or until it is suspended or revoked by the EPA or the Minister. A licence may only be surrendered with the written approval of the EPA.

Licence review

The Act requires that the EPA review your licence at least every 5 years after the issue of the licence, as set out in Part 3.6 and Schedule 5 of the Act. You will receive advance notice of the licence review.

Fees and annual return to be sent to the EPA

For each licence fee period you must pay:

- an administrative fee; and
- a load-based fee (if applicable).

Environment Protection Licence

The EPA publication “A Guide to Licensing” contains information about how to calculate your licence fees. The licence requires that an Annual Return, comprising a Statement of Compliance and a summary of any monitoring required by the licence (including the recording of complaints), be submitted to the EPA. The Annual Return must be submitted within 60 days after the end of each reporting period. See condition R1 regarding the Annual Return reporting requirements.

Usually the licence fee period is the same as the reporting period.

Transfer of licence

The licence holder can apply to transfer the licence to another person. An application form for this purpose is available from the EPA.

Public register and access to monitoring data

Part 9.5 of the Act requires the EPA to keep a public register of details and decisions of the EPA in relation to, for example:

- licence applications;
- licence conditions and variations;
- statements of compliance;
- load based licensing information; and
- load reduction agreements.

Under s320 of the Act application can be made to the EPA for access to monitoring data which has been submitted to the EPA by licensees.

This licence is issued to:

TOLLCHEM SURFACE COATING SOLUTIONS PTY LTD
33 BRITTON ST
SMITHFIELD NSW 2164

subject to the conditions which follow.

Environment Protection Licence

Licence - 20024

1 Administrative Conditions

A1 What the licence authorises and regulates

A1.1 This licence authorises the carrying out of the scheduled activities listed below at the premises specified in A2. The activities are listed according to their scheduled activity classification, fee-based activity classification and the scale of the operation.

Unless otherwise further restricted by a condition of this licence, the scale at which the activity is carried out must not exceed the maximum scale specified in this condition.

Scheduled Activity	Fee Based Activity	Scale
Chemical production	Toxic substances production	0 - 10000 T annual production capacity

A2 Premises or plant to which this licence applies

A2.1 The licence applies to the following premises:

Premises Details
TOLLCHEM
33 BRITTON STREET
SMITHFIELD
NSW 2164
LOT 10 DP 809830

A3 Information supplied to the EPA

A3.1 Works and activities must be carried out in accordance with the proposal contained in the licence application, except as expressly provided by a condition of this licence.

In this condition the reference to "the licence application" includes a reference to:
a) the applications for any licences (including former pollution control approvals) which this licence replaces under the Protection of the Environment Operations (Savings and Transitional) Regulation 1998; and
b) the licence information form provided by the licensee to the EPA to assist the EPA in connection with the issuing of this licence.

2 Discharges to Air and Water and Applications to Land

P1 Location of monitoring/discharge points and areas

Environment Protection Licence

P1.1 The following utilisation areas referred to in the table below are identified in this licence for the purposes of the monitoring and/or the setting of limits for any application of solids or liquids to the utilisation area.

3 Limit Conditions

L1 Pollution of waters

L1.1 Except as may be expressly provided in any other condition of this licence, the licensee must comply with section 120 of the Protection of the Environment Operations Act 1997.

4 Operating Conditions

O1 Activities must be carried out in a competent manner

O1.1 Licensed activities must be carried out in a competent manner.
This includes:
a) the processing, handling, movement and storage of materials and substances used to carry out the activity; and
b) the treatment, storage, processing, reprocessing, transport and disposal of waste generated by the activity.

O2 Maintenance of plant and equipment

O2.1 All plant and equipment installed at the premises or used in connection with the licensed activity:
a) must be maintained in a proper and efficient condition; and
b) must be operated in a proper and efficient manner.

5 Monitoring and Recording Conditions

M1 Monitoring records

M1.1 The results of any monitoring required to be conducted by this licence or a load calculation protocol must be recorded and retained as set out in this condition.

M1.2 All records required to be kept by this licence must be:
a) in a legible form, or in a form that can readily be reduced to a legible form;
b) kept for at least 4 years after the monitoring or event to which they relate took place; and
c) produced in a legible form to any authorised officer of the EPA who asks to see them.

M1.3 The following records must be kept in respect of any samples required to be collected for the purposes of this licence:
a) the date(s) on which the sample was taken;
b) the time(s) at which the sample was collected;
c) the point at which the sample was taken; and

d) the name of the person who collected the sample.

M2 Recording of pollution complaints

M2.1 The licensee must keep a legible record of all complaints made to the licensee or any employee or agent of the licensee in relation to pollution arising from any activity to which this licence applies.

M2.2 The record must include details of the following:
a) the date and time of the complaint;
b) the method by which the complaint was made;
c) any personal details of the complainant which were provided by the complainant or, if no such details were provided, a note to that effect;
d) the nature of the complaint;
e) the action taken by the licensee in relation to the complaint, including any follow-up contact with the complainant; and
f) if no action was taken by the licensee, the reasons why no action was taken.

M2.3 The record of a complaint must be kept for at least 4 years after the complaint was made.

M2.4 The record must be produced to any authorised officer of the EPA who asks to see them.

M3 Telephone complaints line

M3.1 The licensee must operate during its operating hours a telephone complaints line for the purpose of receiving any complaints from members of the public in relation to activities conducted at the premises or by the vehicle or mobile plant, unless otherwise specified in the licence.

M3.2 The licensee must notify the public of the complaints line telephone number and the fact that it is a complaints line so that the impacted community knows how to make a complaint.

M3.3 The preceding two conditions do not apply until : the date of the issue of this licence.

6 Reporting Conditions

R1 Annual return documents

R1.1 The licensee must complete and supply to the EPA an Annual Return in the approved form comprising:

1. a Statement of Compliance,
2. a Monitoring and Complaints Summary,
3. a Statement of Compliance - Licence Conditions,
4. a Statement of Compliance - Load based Fee,
5. a Statement of Compliance - Requirement to Prepare Pollution Incident Response Management Plan,
6. a Statement of Compliance - Requirement to Publish Pollution Monitoring Data; and
7. a Statement of Compliance - Environmental Management Systems and Practices.

At the end of each reporting period, the EPA will provide to the licensee notification that the Annual Return is due.

R1.2 An Annual Return must be prepared in respect of each reporting period, except as provided below.

Note: The term "reporting period" is defined in the dictionary at the end of this licence. Do not complete the Annual Return until after the end of the reporting period.

R1.3 Where this licence is transferred from the licensee to a new licensee:
a) the transferring licensee must prepare an Annual Return for the period commencing on the first day of the reporting period and ending on the date the application for the transfer of the licence to the new licensee is granted; and
b) the new licensee must prepare an Annual Return for the period commencing on the date the application for the transfer of the licence is granted and ending on the last day of the reporting period.

Note: An application to transfer a licence must be made in the approved form for this purpose.

R1.4 Where this licence is surrendered by the licensee or revoked by the EPA or Minister, the licensee must prepare an Annual Return in respect of the period commencing on the first day of the reporting period and ending on:
a) in relation to the surrender of a licence - the date when notice in writing of approval of the surrender is given; or
b) in relation to the revocation of the licence - the date from which notice revoking the licence operates.

R1.5 The Annual Return for the reporting period must be supplied to the EPA via eConnect *EPA* or by registered post not later than 60 days after the end of each reporting period or in the case of a transferring licence not later than 60 days after the date the transfer was granted (the 'due date').

R1.6 The licensee must retain a copy of the Annual Return supplied to the EPA for a period of at least 4 years after the Annual Return was due to be supplied to the EPA.

R1.7 Within the Annual Return, the Statements of Compliance must be certified and the Monitoring and Complaints Summary must be signed by:
a) the licence holder; or
b) by a person approved in writing by the EPA to sign on behalf of the licence holder.

R2 Notification of environmental harm

R2.1 Notifications must be made by telephoning the Environment Line service on 131 555.

Note: The licensee or its employees must notify all relevant authorities of incidents causing or threatening material harm to the environment immediately after the person becomes aware of the incident in accordance with the requirements of Part 5.7 of the Act.

R2.2 The licensee must provide written details of the notification to the EPA within 7 days of the date on which they became aware of the incident.

R3 Written report

R3.1 Where an authorised officer of the EPA suspects on reasonable grounds that:
a) where this licence applies to premises, an event has occurred at the premises; or
b) where this licence applies to vehicles or mobile plant, an event has occurred in connection with the carrying out of the activities authorised by this licence,
and the event has caused, is causing or is likely to cause material harm to the environment (whether the harm occurs on or off premises to which the licence applies), the authorised officer may request a written report of the event.

R3.2 The licensee must make all reasonable inquiries in relation to the event and supply the report to the EPA within such time as may be specified in the request.

R3.3 The request may require a report which includes any or all of the following information:
a) the cause, time and duration of the event;
b) the type, volume and concentration of every pollutant discharged as a result of the event;
c) the name, address and business hours telephone number of employees or agents of the licensee, or a specified class of them, who witnessed the event;
d) the name, address and business hours telephone number of every other person (of whom the licensee is aware) who witnessed the event, unless the licensee has been unable to obtain that information after making reasonable effort;
e) action taken by the licensee in relation to the event, including any follow-up contact with any complainants;
f) details of any measure taken or proposed to be taken to prevent or mitigate against a recurrence of such an event; and
g) any other relevant matters.

R3.4 The EPA may make a written request for further details in relation to any of the above matters if it is not satisfied with the report provided by the licensee. The licensee must provide such further details to the EPA within the time specified in the request.

7 General Conditions

G1 Copy of licence kept at the premises or plant

G1.1 A copy of this licence must be kept at the premises to which the licence applies.

G1.2 The licence must be produced to any authorised officer of the EPA who asks to see it.

G1.3 The licence must be available for inspection by any employee or agent of the licensee working at the premises.

Environment Protection Licence

Licence - 20024

Dictionary

General Dictionary

3DGM [in relation to a concentration limit]	Means the three day geometric mean, which is calculated by multiplying the results of the analysis of three samples collected on consecutive days and then taking the cubed root of that amount. Where one or more of the samples is zero or below the detection limit for the analysis, then 1 or the detection limit respectively should be used in place of those samples
Act	Means the Protection of the Environment Operations Act 1997
activity	Means a scheduled or non-scheduled activity within the meaning of the Protection of the Environment Operations Act 1997
actual load	Has the same meaning as in the Protection of the Environment Operations (General) Regulation 2009
AM	Together with a number, means an ambient air monitoring method of that number prescribed by the *Approved Methods for the Sampling and Analysis of Air Pollutants in New South Wales*.
AMG	Australian Map Grid
anniversary date	The anniversary date is the anniversary each year of the date of issue of the licence. In the case of a licence continued in force by the Protection of the Environment Operations Act 1997, the date of issue of the licence is the first anniversary of the date of issue or last renewal of the licence following the commencement of the Act.
annual return	Is defined in R1.1
Approved Methods Publication	Has the same meaning as in the Protection of the Environment Operations (General) Regulation 2009
assessable pollutants	Has the same meaning as in the Protection of the Environment Operations (General) Regulation 2009
BOD	Means biochemical oxygen demand
CEM	Together with a number, means a continuous emission monitoring method of that number prescribed by the *Approved Methods for the Sampling and Analysis of Air Pollutants in New South Wales*.
COD	Means chemical oxygen demand
composite sample	Unless otherwise specifically approved in writing by the EPA, a sample consisting of 24 individual samples collected at hourly intervals and each having an equivalent volume.
cond.	Means conductivity
environment	Has the same meaning as in the Protection of the Environment Operations Act 1997
environment protection legislation	Has the same meaning as in the Protection of the Environment Administration Act 1991
EPA	Means Environment Protection Authority of New South Wales.
fee-based activity classification	Means the numbered short descriptions in Schedule 1 of the Protection of the Environment Operations (General) Regulation 2009.
general solid waste (non-putrescible)	Has the same meaning as in Part 3 of Schedule 1 of the Protection of the Environment Operations Act 1997

Environment Protection Licence

Licence - 20024

flow weighted composite sample	Means a sample whose composites are sized in proportion to the flow at each composites time of collection.
general solid waste (putrescible)	Has the same meaning as in Part 3 of Schedule 1 of the Protection of the Environmen t Operations Act 1997
grab sample	Means a single sample taken at a point at a single time
hazardous waste	Has the same meaning as in Part 3 of Schedule 1 of the Protection of the Environment Operations Act 1997
licensee	Means the licence holder describe d at the front of this licence
load calculation protocol	Has the same meaning as in the Protection of the Environment Operations (General) Regulation 2009
local authority	Has the same meaning as in the Protection of the Environment Operations Act 1997
material harm	Has the same meaning as in section 147 Protection of the Environment Operations Act 1997
MBAS	Means methylene blue active substances
Minister	Means the Minister administering the Protection of the Environment Operations Act 1997
mobile plant	Has the same meaning as in Part 3 of Schedule 1 of the Protection of the Environment Operations Act 1997
motor vehicle	Has the same meaning as in the Protection of the Environment Operations Act 1997
O&G	Means oil and grease
percentile [in relation to a concentration limit of a sample]	Means that percentage [eg.50%] of the number of samples taken that must meet the concentration limit specified in the licence for that pollutant over a specified period of time. In this licence, the specified period of time is the Reporting Period unless otherwise stated in this licence.
plant	Includes all plant within the meaning of the Protection of the Environment Operations Act 1997 as well as motor vehicles.
pollution of waters [or water pollution]	Has the same meaning as in the Protection of the Environment Operations Act 1997
premises	Means the premises described in condition A2.1
public authority	Has the same meaning as in the Protection of the Environment Operations Act 1997
regional office	Means the relevant EPA office referred to in the Contacting the EPA document accompanying this licence
reporting period	For the purposes of this licence, the reporting period means the period of 12 months after the issue of the licence, and each subsequent period of 12 mo nths. In the case of a licence continued in force by the Protection of the Environment Operations Act 1997, the date of issue of the licence is the first anniversary of the date of issue or last renewal of the licence following the commencement of the Act.
restricted solid waste	Has the same meaning as in Part 3 of Schedule 1 of the Protection of the Environment Operations Act 1997
scheduled activity	Means an activity listed in Schedule 1 of the Protection of the Environment Operations Act 1997
special waste	Has the same meaning as in Part 3 of Schedule 1 of the Protection of the Environment Operations Act 1997
TM	Together with a number, means a test method of that number prescribed by the *Approved Methods for the Sampling and Analysis of Air Pollutants in New South Wales*.

Environment Protection Licence

Licence - 20024

TSP	Means total suspended particles
TSS	Means total suspended solids
Type 1 substance	Means the elements antimony, arsenic, cadmium, lead or mercury or any compound containing one or more of those elements
Type 2 substance	Means the elements beryllium, chromium, cobalt, manganese, nickel, selenium, tin or vanadium or any compound containing one or more of those elements
utilisation area	Means any area shown as a utilisation area on a map submitted with the application for this licence
waste	Has the same meaning as in the Protection of the Environment Operations Act 1997
waste type	Means liquid, restricted solid waste, general solid waste (putrescible), general solid waste (non-putrescible), special waste or hazardous waste
Wellhead	Has the same meaning as in Schedule 1 to the Protection of the Environment Operations (General) Regulation 2021.

Mr Kieran Horkan

Environment Protection Authority

(By Delegation)

Date of this edition: 21-November-2011

End Notes

1	Licence transferred through application 1519835 approved on 28-Feb-2014 , which came into effect on 01-Mar-2014
2	Licence varied by notice 1530775 issued on 26-Jun-2015
3	Licence fee period changed by notice 1637576 on 05-Mar-2024

Environment Protection Licence

Licence - 20863

Licence Details	
Number:	20863
Anniversary Date:	20-February

Licensee
DGL GROUP PTY LTD
PO BOX 5040
ALGESTER QLD 4115

Premises
BUILDING B
28-54 PERCIVAL STREET
SMITHFIELD NSW 2164

Scheduled Activity
Chemical storage
Resource recovery

Fee Based Activity	Scale
General chemicals storage	> 100000 kL storage capacity
Recovery of hazardous and other waste	Any hazardous and other waste recovered

Contact Us
NSW EPA
4 Parramatta Square
12 Darcy Street
PARRAMATTA NSW 2150
Phone: 131 555
Email: info@epa.nsw.gov.au
Locked Bag 5022
PARRAMATTA NSW 2124

Environment Protection Licence

Licence - 20863

INFORMATION ABOUT THIS LICENCE ---- 3

Dictionary ---- 3

Responsibilities of licensee ---- 3

Variation of licence conditions ---- 3

Duration of licence ---- 3

Licence review ---- 3

Fees and annual return to be sent to the EPA ---- 3

Transfer of licence ---- 4

Public register and access to monitoring data ---- 4

1 ADMINISTRATIVE CONDITIONS ---- 5

A1 What the licence authorises and regulates ---- 5

A2 Premises or plant to which this licence applies ---- 5

A3 Information supplied to the EPA ---- 5

2 LIMIT CONDITIONS ---- 5

L1 Pollution of waters ---- 5

L2 Waste ---- 6

3 OPERATING CONDITIONS ---- 6

O1 Activities must be carried out in a competent manner ---- 6

O2 Maintenance of plant and equipment ---- 6

O3 Processes and management ---- 6

O4 Waste management ---- 7

4 MONITORING AND RECORDING CONDITIONS ---- 7

M1 Monitoring records ---- 7

M2 Recording of pollution complaints ---- 7

M3 Telephone complaints line ---- 8

5 REPORTING CONDITIONS ---- 8

R1 Annual return documents ---- 8

R2 Notification of environmental harm ---- 9

R3 Written report ---- 9

6 GENERAL CONDITIONS ---- 10

G1 Copy of licence kept at the premises or plant ---- 10

DICTIONARY ---- 11

General Dictionary ---- 11

Environment Protection Licence

Licence - 20863

Information about this licence

Dictionary

A definition of terms used in the licence can be found in the dictionary at the end of this licence.

Responsibilities of licensee

Separate to the requirements of this licence, general obligations of licensees are set out in the Protection of the Environment Operations Act 1997 ("the Act") and the Regulations made under the Act. These include obligations to:

- ensure persons associated with you comply with this licence, as set out in section 64 of the Act;
- control the pollution of waters and the pollution of air (see for example sections 120 - 132 of the Act);
- report incidents causing or threatening material environmental harm to the environment, as set out in Part 5.7 of the Act.

Variation of licence conditions

The licence holder can apply to vary the conditions of this licence. An application form for this purpose is available from the EPA.

The EPA may also vary the conditions of the licence at any time by written notice without an application being made.

Where a licence has been granted in relation to development which was assessed under the Environmental Planning and Assessment Act 1979 in accordance with the procedures applying to integrated development, the EPA may not impose conditions which are inconsistent with the development consent conditions until the licence is first reviewed under Part 3.6 of the Act.

Duration of licence

This licence will remain in force until the licence is surrendered by the licence holder or until it is suspended or revoked by the EPA or the Minister. A licence may only be surrendered with the written approval of the EPA.

Licence review

The Act requires that the EPA review your licence at least every 5 years after the issue of the licence, as set out in Part 3.6 and Schedule 5 of the Act. You will receive advance notice of the licence review.

Fees and annual return to be sent to the EPA

For each licence fee period you must pay:

- an administrative fee; and
- a load-based fee (if applicable).

Environment Protection Licence

The EPA publication “A Guide to Licensing” contains information about how to calculate your licence fees. The licence requires that an Annual Return, comprising a Statement of Compliance and a summary of any monitoring required by the licence (including the recording of complaints), be submitted to the EPA. The Annual Return must be submitted within 60 days after the end of each reporting period. See condition R1 regarding the Annual Return reporting requirements.

Usually the licence fee period is the same as the reporting period.

Transfer of licence

The licence holder can apply to transfer the licence to another person. An application form for this purpose is available from the EPA.

Public register and access to monitoring data

Part 9.5 of the Act requires the EPA to keep a public register of details and decisions of the EPA in relation to, for example:

- licence applications;
- licence conditions and variations;
- statements of compliance;
- load based licensing information; and
- load reduction agreements.

Under s320 of the Act application can be made to the EPA for access to monitoring data which has been submitted to the EPA by licensees.

This licence is issued to:

DGL GROUP PTY LTD
PO BOX 5040
ALGESTER QLD 4115

subject to the conditions which follow.

Environment Protection Licence

Licence - 20863

1 Administrative Conditions

A1 What the licence authorises and regulates

A1.1 This licence authorises the carrying out of the scheduled activities listed below at the premises specified in A2. The activities are listed according to their scheduled activity classification, fee-based activity classification and the scale of the operation.

Unless otherwise further restricted by a condition of this licence, the scale at which the activity is carried out must not exceed the maximum scale specified in this condition.

Scheduled Activity	Fee Based Activity	Scale
Chemical storage	General chemicals storage	> 100000 kL storage capacity
Resource recovery	Recovery of hazardous and other waste	Any hazardous and other waste recovered

A2 Premises or plant to which this licence applies

A2.1 The licence applies to the following premises:

Premises Details
BUILDING B
28-54 PERCIVAL STREET
SMITHFIELD
NSW 2164
LOT 34 DP 617521

A3 Information supplied to the EPA

A3.1 Works and activities must be carried out in accordance with the proposal contained in the licence application, except as expressly provided by a condition of this licence.

In this condition the reference to "the licence application" includes a reference to:
a) the applications for any licences (including former pollution control approvals) which this licence replaces under the Protection of the Environment Operations (Savings and Transitional) Regulation 1998; and
b) the licence information form provided by the licensee to the EPA to assist the EPA in connection with the issuing of this licence.

2 Limit Conditions

L1 Pollution of waters

Environment Protection Licence

L1.1 Except as may be expressly provided in any other condition of this licence, the licensee must comply with section 120 of the Protection of the Environment Operations Act 1997.

L2 Waste

L2.1 The licensee must not cause, permit or allow any waste to be received at the premises, except the wastes expressly referred to in the column titled “Waste” and meeting the definition, if any, in the column titled “Description” in the table below.
Any waste received at the premises must only be used for the activities referred to in relation to that waste in the column titled “Activity” in the table below.
Any waste received at the premises is subject to those limits or conditions, if any, referred to in relation to that waste contained in the column titled “Other Limits” in the table below.
This condition does not limit any other conditions in this licence.

Code	Waste	Description	Activity	Other Limits
B100	Acidic solutions or acids in solid form	Acid lead batteries	Resource recovery Waste storage	The quantity of hazardous, restricted solid and liquid waste stored on the premises must not exceed 1000 tonnes at any one time.

3 Operating Conditions

O1 Activities must be carried out in a competent manner

O1.1 Licensed activities must be carried out in a competent manner.
This includes:
a) the processing, handling, movement and storage of materials and substances used to carry out the activity; and
b) the treatment, storage, processing, reprocessing, transport and disposal of waste generated by the activity.

O2 Maintenance of plant and equipment

O2.1 All plant and equipment installed at the premises or used in connection with the licensed activity:
a) must be maintained in a proper and efficient condition; and
b) must be operated in a proper and efficient manner.

O3 Processes and management

O3.1 The licensee must ensure that any liquid and/or non-liquid waste generated and/or stored and/or processed

and/or source recovered at the premises is assessed and classified in accordance with the EPA's Waste Classification Guidelines as in force from time to time.

O3.2 All waste processing/loading/unloading/general handling must be conducted wholly within bunded areas and undercover or within buildings.

O4 Waste management

O4.1 The licensee must ensure that appropriate measures and protocols are developed and implemented to prevent cross contamination of waste and/or chemicals stored/or treated at the facility.

O4.2 Lead acid batteries received at the premises must be stored within a containment system designed, constructed and operated to effectively prevent the escape of spilled battery acid.

4 Monitoring and Recording Conditions

M1 Monitoring records

M1.1 The results of any monitoring required to be conducted by this licence or a load calculation protocol must be recorded and retained as set out in this condition.

M1.2 All records required to be kept by this licence must be:
a) in a legible form, or in a form that can readily be reduced to a legible form;
b) kept for at least 4 years after the monitoring or event to which they relate took place; and
c) produced in a legible form to any authorised officer of the EPA who asks to see them.

M1.3 The following records must be kept in respect of any samples required to be collected for the purposes of this licence:
a) the date(s) on which the sample was taken;
b) the time(s) at which the sample was collected;
c) the point at which the sample was taken; and
d) the name of the person who collected the sample.

M2 Recording of pollution complaints

M2.1 The licensee must keep a legible record of all complaints made to the licensee or any employee or agent of the licensee in relation to pollution arising from any activity to which this licence applies.

M2.2 The record must include details of the following:
a) the date and time of the complaint;
b) the method by which the complaint was made;
c) any personal details of the complainant which were provided by the complainant or, if no such details were provided, a note to that effect;
d) the nature of the complaint;
e) the action taken by the licensee in relation to the complaint, including any follow-up contact with the complainant; and

f) if no action was taken by the licensee, the reasons why no action was taken.

M2.3 The record of a complaint must be kept for at least 4 years after the complaint was made.

M2.4 The record must be produced to any authorised officer of the EPA who asks to see them.

M3 Telephone complaints line

M3.1 The licensee must operate during its operating hours a telephone complaints line for the purpose of receiving any complaints from members of the public in relation to activities conducted at the premises or by the vehicle or mobile plant, unless otherwise specified in the licence.

M3.2 The licensee must notify the public of the complaints line telephone number and the fact that it is a complaints line so that the impacted community knows how to make a complaint.

M3.3 The preceding two conditions do not apply until two weeks after the date of the issue of this licence.

5 Reporting Conditions

R1 Annual return documents

R1.1 The licensee must complete and supply to the EPA an Annual Return in the approved form comprising:

1. a Statement of Compliance,
2. a Monitoring and Complaints Summary,
3. a Statement of Compliance - Licence Conditions,
4. a Statement of Compliance - Load based Fee,
5. a Statement of Compliance - Requirement to Prepare Pollution Incident Response Management Plan,
6. a Statement of Compliance - Requirement to Publish Pollution Monitoring Data; and
7. a Statement of Compliance - Environmental Management Systems and Practices.

At the end of each reporting period, the EPA will provide to the licensee notification that the Annual Return is due.

R1.2 An Annual Return must be prepared in respect of each reporting period, except as provided below.

Note: The term "reporting period" is defined in the dictionary at the end of this licence. Do not complete the Annual Return until after the end of the reporting period.

R1.3 Where this licence is transferred from the licensee to a new licensee:
a) the transferring licensee must prepare an Annual Return for the period commencing on the first day of the reporting period and ending on the date the application for the transfer of the licence to the new licensee is granted; and
b) the new licensee must prepare an Annual Return for the period commencing on the date the application for the transfer of the licence is granted and ending on the last day of the reporting period.

Note: An application to transfer a licence must be made in the approved form for this purpose.

R1.4 Where this licence is surrendered by the licensee or revoked by the EPA or Minister, the licensee must prepare an Annual Return in respect of the period commencing on the first day of the reporting period and ending on:
a) in relation to the surrender of a licence - the date when notice in writing of approval of the surrender is given; or
b) in relation to the revocation of the licence - the date from which notice revoking the licence operates.

R1.5 The Annual Return for the reporting period must be supplied to the EPA via eConnect *EPA* or by registered post not later than 60 days after the end of each reporting period or in the case of a transferring licence not later than 60 days after the date the transfer was granted (the 'due date').

R1.6 The licensee must retain a copy of the Annual Return supplied to the EPA for a period of at least 4 years after the Annual Return was due to be supplied to the EPA.

R1.7 Within the Annual Return, the Statements of Compliance must be certified and the Monitoring and Complaints Summary must be signed by:
a) the licence holder; or
b) by a person approved in writing by the EPA to sign on behalf of the licence holder.

R2 Notification of environmental harm

R2.1 Notifications must be made by telephoning the Environment Line service on 131 555.

Note: The licensee or its employees must notify all relevant authorities of incidents causing or threatening material harm to the environment immediately after the person becomes aware of the incident in accordance with the requirements of Part 5.7 of the Act.

R2.2 The licensee must provide written details of the notification to the EPA within 7 days of the date on which the incident occurred.

R3 Written report

R3.1 Where an authorised officer of the EPA suspects on reasonable grounds that:
a) where this licence applies to premises, an event has occurred at the premises; or
b) where this licence applies to vehicles or mobile plant, an event has occurred in connection with the carrying out of the activities authorised by this licence,
and the event has caused, is causing or is likely to cause material harm to the environment (whether the harm occurs on or off premises to which the licence applies), the authorised officer may request a written report of the event.

R3.2 The licensee must make all reasonable inquiries in relation to the event and supply the report to the EPA within such time as may be specified in the request.

R3.3 The request may require a report which includes any or all of the following information:
a) the cause, time and duration of the event;
b) the type, volume and concentration of every pollutant discharged as a result of the event;

c) the name, address and business hours telephone number of employees or agents of the licensee, or a specified class of them, who witnessed the event;
d) the name, address and business hours telephone number of every other person (of whom the licensee is aware) who witnessed the event, unless the licensee has been unable to obtain that information after making reasonable effort;
e) action taken by the licensee in relation to the event, including any follow-up contact with any complainants;
f) details of any measure taken or proposed to be taken to prevent or mitigate against a recurrence of such an event; and
g) any other relevant matters.

R3.4 The EPA may make a written request for further details in relation to any of the above matters if it is not satisfied with the report provided by the licensee. The licensee must provide such further details to the EPA within the time specified in the request.

6 General Conditions

G1 Copy of licence kept at the premises or plant

G1.1 A copy of this licence must be kept at the premises to which the licence applies.

G1.2 The licence must be produced to any authorised officer of the EPA who asks to see it.

G1.3 The licence must be available for inspection by any employee or agent of the licensee working at the premises.

Environment Protection Licence

Licence - 20863

Dictionary

General Dictionary

3DGM [in relation to a concentration limit]	Means the three day geometric mean, which is calculated by multiplying the results of the analysis of three samples collected on consecutive days and then taking the cubed root of that amount. Where one or more of the samples is zero or below the detection limit for the analysis, then 1 or the detection limit respectively should be used in place of those samples
Act	Means the Protection of the Environment Operations Act 1997
activity	Means a scheduled or non-scheduled activity within the meaning of the Protection of the Environment Operations Act 1997
actual load	Has the same meaning as in the Protection of the Environment Operations (General) Regulation 2009
AM	Together with a number, means an ambient air monitoring method of that number prescribed by the *Approved Methods for the Sampling and Analysis of Air Pollutants in New South Wales*.
AMG	Australian Map Grid
anniversary date	The anniversary date is the anniversary each year of the date of issue of the licence. In the case of a licence continued in force by the Protection of the Environment Operations Act 1997, the date of issue of the licence is the first anniversary of the date of issue or last renewal of the licence following the commencement of the Act.
annual return	Is defined in R1.1
Approved Methods Publication	Has the same meaning as in the Protection of the Environment Operations (General) Regulation 2009
assessable pollutants	Has the same meaning as in the Protection of the Environment Operations (General) Regulation 2009
BOD	Means biochemical oxygen demand
CEM	Together with a number, means a continuous emission monitoring method of that number prescribed by the *Approved Methods for the Sampling and Analysis of Air Pollutants in New South Wales*.
COD	Means chemical oxygen demand
composite sample	Unless otherwise specifically approved in writing by the EPA, a sample consisting of 24 individual samples collected at hourly intervals and each having an equivalent volume.
cond.	Means conductivity
environment	Has the same meaning as in the Protection of the Environment Operations Act 1997
environment protection legislation	Has the same meaning as in the Protection of the Environment Administration Act 1991
EPA	Means Environment Protection Authority of New South Wales.
fee-based activity classification	Means the numbered short descriptions in Schedule 1 of the Protection of the Environment Operations (General) Regulation 2009.
general solid waste (non-putrescible)	Has the same meaning as in Part 3 of Schedule 1 of the Protection of the Environment Operations Act 1997

Environment Protection Licence

Licence - 20863

flow weighted composite sample	Means a sample whose composites are sized in proportion to the flow at each composites time of collection.
general solid waste (putrescible)	Has the same meaning as in Part 3 of Schedule 1 of the Protection of the Environmen t Operations Act 1997
grab sample	Means a single sample taken at a point at a single time
hazardous waste	Has the same meaning as in Part 3 of Schedule 1 of the Protection of the Environment Operations Act 1997
licensee	Means the licence holder describe d at the front of this licence
load calculation protocol	Has the same meaning as in the Protection of the Environment Operations (General) Regulation 2009
local authority	Has the same meaning as in the Protection of the Environment Operations Act 1997
material harm	Has the same meaning as in section 147 Protection of the Environment Operations Act 1997
MBAS	Means methylene blue active substances
Minister	Means the Minister administering the Protection of the Environment Operations Act 1997
mobile plant	Has the same meaning as in Part 3 of Schedule 1 of the Protection of the Environment Operations Act 1997
motor vehicle	Has the same meaning as in the Protection of the Environment Operations Act 1997
O&G	Means oil and grease
percentile [in relation to a concentration limit of a sample]	Means that percentage [eg.50%] of the number of samples taken that must meet the concentration limit specified in the licence for that pollutant over a specified period of time. In this licence, the specified period of time is the Reporting Period unless otherwise stated in this licence.
plant	Includes all plant within the meaning of the Protection of the Environment Operations Act 1997 as well as motor vehicles.
pollution of waters [or water pollution]	Has the same me aning as in the Protection of the Environment Operations Act 1997
premises	Means the premises described in condition A2.1
public authority	Has the same meaning as in the Protection of the Environment Operations Act 1997
regional office	Means the relevant EPA office referred to in the Contacting the EPA document accompanying this licence
reporting period	For the purposes of this licence, the reporting period means the period of 12 months after the issue of the licence, and each subsequent period of 12 mo nths. In the case of a licence continued in force by the Protection of the Environment Operations Act 1997, the date of issue of the licence is the first anniversary of the date of issue or last renewal of the licence following the commencement of the Act.
restricted solid waste	Has the same meaning as in Part 3 of Schedule 1 of the Protection of the Environment Operations Act 1997
scheduled activity	Means an activity listed in Schedule 1 of the Protection of the Environment Operations Act 1997
special waste	Has the same meaning as in Part 3 of Schedule 1 of the Protection of the Environment Operations Act 1997
TM	Together with a number, means a test method of that number prescribed by the *Approved Methods for the Sampling and Analysis of Air Pollutants in New South Wales*.

Environment Protection Licence

Licence - 20863

TSP	Means total suspended particles
TSS	Means total suspended solids
Type 1 substance	Means the elements antimony, arsenic, cadmium, lead or mercury or any compound containing one or more of those elements
Type 2 substance	Means the elements beryllium, chromium, cobalt, manganese, nickel, selenium, tin or vanadium or any compound containing one or more of those elements
utilisation area	Means any area shown as a utilisation area on a map submitted with the application for this licence
waste	Has the same meaning as in the Protection of the Environment Operations Act 1997
waste type	Means liquid, restricted solid waste, general solid waste (putrescible), general solid waste (non - putrescible), special waste or hazardous waste

Ms Erin Barker

Environment Protection Authority

(By Delegation)

Date of this edition: 20-February-2018

End Notes

1 Licence transferred through application 1569504 approved on 25-Sep-2018 , which came into effect on 30-Sep-2018

2 Licence varied by notice 1609419 issued on 17-Aug-2021

Environment Protection Licence

Licence - 21202

Licence Details	
Number:	21202
Anniversary Date:	18-July

Licensee

SNACK BRANDS FOODS PTY LTD

SNACK BRANDS INDUSTRIES PTY LTD

15-21 BRITTON STREET

SMITHFIELD NSW 2164

Premises

SMITHFIELD SNACKBRANDS

15-21 BRITTON STREET

SMITHFIELD NSW 2164

Scheduled Activity

Agricultural processing

Fee Based Activity	Scale
General agricultural processing	> 30000-100000 T annual processing capacity

Contact Us

NSW EPA

4 Parramatta Square

12 Darcy Street

PARRAMATTA NSW 2150

Phone: 131 555

Email: info@epa.nsw.gov.au

Locked Bag 5022

PARRAMATTA NSW 2124

Environment Protection Licence

Licence - 21202

INFORMATION ABOUT THIS LICENCE ---- 4

Dictionary ---- 4

Responsibilities of licensee ---- 4

Variation of licence conditions ---- 4

Duration of licence ---- 4

Licence review ---- 4

Fees and annual return to be sent to the EPA ---- 4

Transfer of licence ---- 5

Public register and access to monitoring data ---- 5

1 ADMINISTRATIVE CONDITIONS ---- 6

A1 What the licence authorises and regulates ---- 6

A2 Premises or plant to which this licence applies ---- 6

A3 Information supplied to the EPA ---- 6

A4 Other administrative conditions ---- 7

2 DISCHARGES TO AIR AND WATER AND APPLICATIONS TO LAND ---- 7

P1 Location of monitoring/discharge points and areas ---- 7

3 LIMIT CONDITIONS ---- 7

L1 Pollution of waters ---- 7

L2 Concentration limits ---- 7

L3 Potentially offensive odour ---- 8

4 OPERATING CONDITIONS ---- 8

O1 Activities must be carried out in a competent manner ---- 8

O2 Maintenance of plant and equipment ---- 8

O3 Waste management ---- 9

O4 Other operating conditions ---- 9

5 MONITORING AND RECORDING CONDITIONS ---- 9

M1 Monitoring records ---- 9

M2 Requirement to monitor concentration of pollutants discharged ---- 10

M3 Testing methods - concentration limits ---- 10

M4 Recording of pollution complaints ---- 10

M5 Telephone complaints line ---- 11

6 REPORTING CONDITIONS ---- 11

R1 Annual return documents ---- 11

R2 Notification of environmental harm ---- 12

R3 Written report ---- 12

Environment Protection Licence

Licence - 21202

7 GENERAL CONDITIONS ---------- 13

G1 Copy of licence kept at the premises or plant ---------- 13

DICTIONARY ---------- 14

General Dictionary ---------- 14

Environment Protection Licence

Licence - 21202

Information about this licence

Dictionary

A definition of terms used in the licence can be found in the dictionary at the end of this licence.

Responsibilities of licensee

Separate to the requirements of this licence, general obligations of licensees are set out in the Protection of the Environment Operations Act 1997 ("the Act") and the Regulations made under the Act. These include obligations to:

- ensure persons associated with you comply with this licence, as set out in section 64 of the Act;
- control the pollution of waters and the pollution of air (see for example sections 120 - 132 of the Act);
- report incidents causing or threatening material environmental harm to the environment, as set out in Part 5.7 of the Act.

Variation of licence conditions

The licence holder can apply to vary the conditions of this licence. An application form for this purpose is available from the EPA.

The EPA may also vary the conditions of the licence at any time by written notice without an application being made.

Where a licence has been granted in relation to development which was assessed under the Environmental Planning and Assessment Act 1979 in accordance with the procedures applying to integrated development, the EPA may not impose conditions which are inconsistent with the development consent conditions until the licence is first reviewed under Part 3.6 of the Act.

Duration of licence

This licence will remain in force until the licence is surrendered by the licence holder or until it is suspended or revoked by the EPA or the Minister. A licence may only be surrendered with the written approval of the EPA.

Licence review

The Act requires that the EPA review your licence at least every 5 years after the issue of the licence, as set out in Part 3.6 and Schedule 5 of the Act. You will receive advance notice of the licence review.

Fees and annual return to be sent to the EPA

For each licence fee period you must pay:

- an administrative fee; and
- a load-based fee (if applicable).

Environment Protection Licence

The EPA publication “A Guide to Licensing” contains information about how to calculate your licence fees. The licence requires that an Annual Return, comprising a Statement of Compliance and a summary of any monitoring required by the licence (including the recording of complaints), be submitted to the EPA. The Annual Return must be submitted within 60 days after the end of each reporting period. See condition R1 regarding the Annual Return reporting requirements.

Usually the licence fee period is the same as the reporting period.

Transfer of licence

The licence holder can apply to transfer the licence to another person. An application form for this purpose is available from the EPA.

Public register and access to monitoring data

Part 9.5 of the Act requires the EPA to keep a public register of details and decisions of the EPA in relation to, for example:

- licence applications;
- licence conditions and variations;
- statements of compliance;
- load based licensing information; and
- load reduction agreements.

Under s320 of the Act application can be made to the EPA for access to monitoring data which has been submitted to the EPA by licensees.

This licence is issued to:

SNACK BRANDS FOODS PTY LTD
SNACK BRANDS INDUSTRIES PTY LTD
15-21 BRITTON STREET
SMITHFIELD NSW 2164

subject to the conditions which follow.

Environment Protection Licence

Licence - 21202

1 Administrative Conditions

A1 What the licence authorises and regulates

A1.1 This licence authorises the carrying out of the scheduled activities listed below at the premises specified in A2. The activities are listed according to their scheduled activity classification, fee-based activity classification and the scale of the operation.

Unless otherwise further restricted by a condition of this licence, the scale at which the activity is carried out must not exceed the maximum scale specified in this condition.

Scheduled Activity	Fee Based Activity	Scale
Agricultural processing	General agricultural processing	> 30000 - 100000 T annual processing capacity

A2 Premises or plant to which this licence applies

A2.1 The licence applies to the following premises:

Premises Details
SMITHFIELD SNACKBRANDS
15-21 BRITTON STREET
SMITHFIELD
NSW 2164
LOT 1 DP 597082

A3 Information supplied to the EPA

A3.1 Works and activities must be carried out in accordance with the proposal contained in the licence application, except as expressly provided by a condition of this licence.

In this condition the reference to "the licence application" includes a reference to:
a) the applications for any licences (including former pollution control approvals) which this licence replaces under the Protection of the Environment Operations (Savings and Transitional) Regulation 1998; and
b) the licence information form provided by the licensee to the EPA to assist the EPA in connection with the issuing of this licence.

A3.2 Except as expressly provided by the licence, works and activities must be carried out in accordance with the proposal contained in:

- the development application DA2022/0049 submitted to Cumberland City Council on 27 January 2022;
- the Statement of Environmental Effects (EME Advisory, dated 8 December 2021) relating to the development; and
- all additional documents supplied to the EPA in relation to the development, including:

- Acoustic Assessment (RWDI Australia Pty Ltd, dated 3 November 2021)
- Air Quality & Odour Impact Assessment (Northstar Air Quality Pty Ltd, dated 1 December 2021)

A4 Other administrative conditions

A4.1 The applicant must, in the opinion of the EPA, be a fit and proper person to hold a licence under the Protection of Environment Operations Act 1997, having regard to the matters in s83 of that Act.

2 Discharges to Air and Water and Applications to Land

P1 Location of monitoring/discharge points and areas

P1.1 The following points referred to in the table below are identified in this licence for the purposes of monitoring and/or the setting of limits for the emission of pollutants to the air from the point.

Air

EPA identification no.	Type of Monitoring Point	Type of Discharge Point	Location Description
1	Air emissions monitoring	Air emissions monitoring	Potato Processing - PC-42 Fryer Discharge to Air (Fryer PC-42)
2	Air emissions monitoring	Air emissions monitoring	Corn Processing - IET Fryer Discharge to Air (Fryer UPC2)
3	Air emissions monitoring	Air emissions monitoring	Jumpys Processing - MPF Fryer Discharge to Air (Fryer KF)
4	Air emissions monitoring	Air emissions monitoring	Extrusions Ovens
5		Discharge to air	Heat Exchange Discharge - Facilities Room
6		Discharge to Air	Pellet processing heat exchanger

Note: The location of Monitoring Points are depicted in the drawing "Smithfield stacks current and proposed" submitted with the licence variation application (EPA Ref: DOC22/389059).

3 Limit Conditions

L1 Pollution of waters

L1.1 Except as may be expressly provided in any other condition of this licence, the licensee must comply with section 120 of the Protection of the Environment Operations Act 1997.

L2 Concentration limits

Environment Protection Licence

L2.1 For each monitoring/discharge point or utilisation area specified in the table\s below (by a point number), the concentration of a pollutant discharged at that point, or applied to that area, must not exceed the concentration limits specified for that pollutant in the table.

L2.2 Air Concentration Limits

POINT 1,2,3,4

Pollutant	Units of measure	100 percentile concentration limit	Reference conditions	Oxygen correction	Averaging period
Total suspended particles	milligrams per cubic metre	50			
Volatile organic compounds	milligrams per cubic metre	40			

L3 Potentially offensive odour

L3.1 The licensee must not cause or permit the emission of offensive odour beyond the boundary of the premises.

L3.2 No condition of this licence identifies a potentially offensive odour for the purposes of section 129 of the Protection of the Environment Operations Act 1997.

Note: Section 129 of the Protection of the Environment Operations Act 1997 provides that the licensee must not cause or permit the emission of any offensive odour from the premises but provides a defence if the emission is identified in the relevant environment protection licence as a potentially offensive odour and the odour was emitted in accordance with the conditions of a licence directed at minimising odour.

4 Operating Conditions

O1 Activities must be carried out in a competent manner

O1.1 Licensed activities must be carried out in a competent manner.
This includes:
a) the processing, handling, movement and storage of materials and substances used to carry out the activity; and
b) the treatment, storage, processing, reprocessing, transport and disposal of waste generated by the activity.

O2 Maintenance of plant and equipment

O2.1 All plant and equipment installed at the premises or used in connection with the licensed activity:
a) must be maintained in a proper and efficient condition; and
b) must be operated in a proper and efficient manner.

O2.2 Stormwater Isolation Valves
The licensee must operate the pollution valves identified in the Stormwater Layout drawing ref. SBA SMIT-EX0001 Rev E such that:
a. the valves are located prior to the point of stormwater egress from the Premises;
b. the valves are marked to indicate when they are in the closed and open positions
c. the valves can be closed to prevent any spill, leak or other escape leaving the Premises
d. the valves are maintained to be effective from 31 May 2019.

O3 Waste management

O3.1 The licensee must assess, classify and manage any waste generated at the premises in accordance with the latest version of EPA's Waste Classification Guidelines prior to transporting the waste off site.

O3.2 The licensee must ensure that any waste transported from the premises is transported by a waste transporter authorised to transport such waste and that the waste is transported to a facility that can lawfully accept that waste.

O4 Other operating conditions

O4.1 Storage and Handling of Chemicals
The licensee must store all chemicals, fuels and oils used on site in appropriately bunded areas in accordance with the requirements of all relevant Australian Standards, and/or EPA's Storing and Handling of Liquids: Environmental Protection – Participants Manual (*Department of Environment and Climate Change, 2007*).

5 Monitoring and Recording Conditions

M1 Monitoring records

M1.1 The results of any monitoring required to be conducted by this licence or a load calculation protocol must be recorded and retained as set out in this condition.

M1.2 All records required to be kept by this licence must be:
a) in a legible form, or in a form that can readily be reduced to a legible form;
b) kept for at least 4 years after the monitoring or event to which they relate took place; and
c) produced in a legible form to any authorised officer of the EPA who asks to see them.

M1.3 The following records must be kept in respect of any samples required to be collected for the purposes of this licence:
a) the date(s) on which the sample was taken;
b) the time(s) at which the sample was collected;
c) the point at which the sample was taken; and

d) the name of the person who collected the sample.

M2 Requirement to monitor concentration of pollutants discharged

M2.1 For each monitoring/discharge point or utilisation area specified below (by a point number), the licensee must monitor (by sampling and obtaining results by analysis) the concentration of each pollutant specified in Column 1. The licensee must use the sampling method, units of measure, and sample at the frequency, specified opposite in the other columns:

M2.2 Air Monitoring Requirements

POINT 1,2,3,4

Pollutant	Units of measure	Frequency	Sampling Method
Total Solid Particles	milligrams per cubic metre	Every 3 years	TM-15
Volatile organic compounds	milligrams per cubic metre	Every 3 years	TM-34

M3 Testing methods - concentration limits

M3.1 Monitoring for the concentration of a pollutant emitted to the air required to be conducted by this licence must be done in accordance with:
a) any methodology which is required by or under the Act to be used for the testing of the concentration of the pollutant; or
b) if no such requirement is imposed by or under the Act, any methodology which a condition of this licence requires to be used for that testing; or
c) if no such requirement is imposed by or under the Act or by a condition of this licence, any methodology approved in writing by the EPA for the purposes of that testing prior to the testing taking place.

Note: The *Protection of the Environment Operations (Clean Air) Regulation 2021* requires testing for certain purposes to be conducted in accordance with test methods contained in the publication "Approved Methods for the Sampling and Analysis of Air Pollutants in NSW".

M4 Recording of pollution complaints

M4.1 The licensee must keep a legible record of all complaints made to the licensee or any employee or agent of the licensee in relation to pollution arising from any activity to which this licence applies.

M4.2 The record must include details of the following:
a) the date and time of the complaint;
b) the method by which the complaint was made;
c) any personal details of the complainant which were provided by the complainant or, if no such details were

provided, a note to that effect;
d) the nature of the complaint;
e) the action taken by the licensee in relation to the complaint, including any follow-up contact with the complainant; and
f) if no action was taken by the licensee, the reasons why no action was taken.

M4.3 The record of a complaint must be kept for at least 4 years after the complaint was made.

M4.4 The record must be produced to any authorised officer of the EPA who asks to see them.

M5 Telephone complaints line

M5.1 The licensee must operate during its operating hours a telephone complaints line for the purpose of receiving any complaints from members of the public in relation to activities conducted at the premises or by the vehicle or mobile plant, unless otherwise specified in the licence.

M5.2 The licensee must notify the public of the complaints line telephone number and the fact that it is a complaints line so that the impacted community knows how to make a complaint.

M5.3 The preceding two conditions do not apply until 3 months the date of the issue of this licence.

6 Reporting Conditions

R1 Annual return documents

R1.1 The licensee must complete and supply to the EPA an Annual Return in the approved form comprising:

1. a Statement of Compliance,
2. a Monitoring and Complaints Summary,
3. a Statement of Compliance - Licence Conditions,
4. a Statement of Compliance - Load based Fee,
5. a Statement of Compliance - Requirement to Prepare Pollution Incident Response Management Plan,
6. a Statement of Compliance - Requirement to Publish Pollution Monitoring Data; and
7. a Statement of Compliance - Environmental Management Systems and Practices.

At the end of each reporting period, the EPA will provide to the licensee notification that the Annual Return is due.

R1.2 An Annual Return must be prepared in respect of each reporting period, except as provided below.

Note: The term "reporting period" is defined in the dictionary at the end of this licence. Do not complete the Annual Return until after the end of the reporting period.

R1.3 Where this licence is transferred from the licensee to a new licensee:
a) the transferring licensee must prepare an Annual Return for the period commencing on the first day of the

reporting period and ending on the date the application for the transfer of the licence to the new licensee is granted; and
b) the new licensee must prepare an Annual Return for the period commencing on the date the application for the transfer of the licence is granted and ending on the last day of the reporting period.

Note: An application to transfer a licence must be made in the approved form for this purpose.

R1.4 Where this licence is surrendered by the licensee or revoked by the EPA or Minister, the licensee must prepare an Annual Return in respect of the period commencing on the first day of the reporting period and ending on:
a) in relation to the surrender of a licence - the date when notice in writing of approval of the surrender is given; or
b) in relation to the revocation of the licence - the date from which notice revoking the licence operates.

R1.5 The Annual Return for the reporting period must be supplied to the EPA via eConnect *EPA* or by registered post not later than 60 days after the end of each reporting period or in the case of a transferring licence not later than 60 days after the date the transfer was granted (the 'due date').

R1.6 The licensee must retain a copy of the Annual Return supplied to the EPA for a period of at least 4 years after the Annual Return was due to be supplied to the EPA.

R1.7 Within the Annual Return, the Statements of Compliance must be certified and the Monitoring and Complaints Summary must be signed by:
a) the licence holder; or
b) by a person approved in writing by the EPA to sign on behalf of the licence holder.

R2 Notification of environmental harm

R2.1 Notifications must be made by telephoning the Environment Line service on 131 555.

Note: The licensee or its employees must notify all relevant authorities of incidents causing or threatening material harm to the environment immediately after the person becomes aware of the incident in accordance with the requirements of Part 5.7 of the Act.

R2.2 The licensee must provide written details of the notification to the EPA within 7 days of the date on which they became aware of the incident.

R3 Written report

R3.1 Where an authorised officer of the EPA suspects on reasonable grounds that:
a) where this licence applies to premises, an event has occurred at the premises; or
b) where this licence applies to vehicles or mobile plant, an event has occurred in connection with the carrying out of the activities authorised by this licence,
and the event has caused, is causing or is likely to cause material harm to the environment (whether the harm occurs on or off premises to which the licence applies), the authorised officer may request a written report of the event.

R3.2 The licensee must make all reasonable inquiries in relation to the event and supply the report to the EPA

within such time as may be specified in the request.

R3.3 The request may require a report which includes any or all of the following information:
a) the cause, time and duration of the event;
b) the type, volume and concentration of every pollutant discharged as a result of the event;
c) the name, address and business hours telephone number of employees or agents of the licensee, or a specified class of them, who witnessed the event;
d) the name, address and business hours telephone number of every other person (of whom the licensee is aware) who witnessed the event, unless the licensee has been unable to obtain that information after making reasonable effort;
e) action taken by the licensee in relation to the event, including any follow-up contact with any complainants;
f) details of any measure taken or proposed to be taken to prevent or mitigate against a recurrence of such an event; and
g) any other relevant matters.

R3.4 The EPA may make a written request for further details in relation to any of the above matters if it is not satisfied with the report provided by the licensee. The licensee must provide such further details to the EPA within the time specified in the request.

7 General Conditions

G1 Copy of licence kept at the premises or plant

G1.1 A copy of this licence must be kept at the premises to which the licence applies.

G1.2 The licence must be produced to any authorised officer of the EPA who asks to see it.

G1.3 The licence must be available for inspection by any employee or agent of the licensee working at the premises.

Environment Protection Licence

Licence - 21202

Dictionary

General Dictionary

3DGM [in relation to a concentration limit]	Means the three day geometric mean, which is calculated by multiplying the results of the analysis of three samples collected on consecutive days and then taking the cubed root of that amount. Where one or more of the samples is zero or below the detection limit for the analysis, then 1 or the detection limit respectively should be used in place of those samples
Act	Means the Protection of the Environment Operations Act 1997
activity	Means a scheduled or non-scheduled activity within the meaning of the Protection of the Environment Operations Act 1997
actual load	Has the same meaning as in the Protection of the Environment Operations (General) Regulation 2009
AM	Together with a number, means an ambient air monitoring method of that number prescribed by the *Approved Methods for the Sampling and Analysis of Air Pollutants in New South Wales*.
AMG	Australian Map Grid
anniversary date	The anniversary date is the anniversary each year of the date of issue of the licence. In the case of a licence continued in force by the Protection of the Environment Operations Act 1997, the date of issue of the licence is the first anniversary of the date of issue or last renewal of the licence following the commencement of the Act.
annual return	Is defined in R1.1
Approved Methods Publication	Has the same meaning as in the Protection of the Environment Operations (General) Regulation 2009
assessable pollutants	Has the same meaning as in the Protection of the Environment Operations (General) Regulation 2009
BOD	Means biochemical oxygen demand
CEM	Together with a number, means a continuous emission monitoring method of that number prescribed by the *Approved Methods for the Sampling and Analysis of Air Pollutants in New South Wales*.
COD	Means chemical oxygen demand
composite sample	Unless otherwise specifically approved in writing by the EPA, a sample consisting of 24 individual samples collected at hourly intervals and each having an equivalent volume.
cond.	Means conductivity
environment	Has the same meaning as in the Protection of the Environment Operations Act 1997
environment protection legislation	Has the same meaning as in the Protection of the Environment Administration Act 1991
EPA	Means Environment Protection Authority of New South Wales.
fee-based activity classification	Means the numbered short descriptions in Schedule 1 of the Protection of the Environment Operations (General) Regulation 2009.
general solid waste (non-putrescible)	Has the same meaning as in Part 3 of Schedule 1 of the Protection of the Environment Operations Act 1997

Environment Protection Licence

Licence - 21202

flow weighted composite sample	Means a sample whose composites are sized in proportion to the flow at each composites time of collection.
general solid waste (putrescible)	Has the same meaning as in Part 3 of Schedule 1 of the Protection of the Environmen t Operations Act 1997
grab sample	Means a single sample taken at a point at a single time
hazardous waste	Has the same meaning as in Part 3 of Schedule 1 of the Protection of the Environment Operations Act 1997
licensee	Means the licence holder describe d at the front of this licence
load calculation protocol	Has the same meaning as in the Protection of the Environment Operations (General) Regulation 2009
local authority	Has the same meaning as in the Protection of the Environment Operations Act 1997
material harm	Has the same meaning as in section 147 Protection of the Environment Operations Act 1997
MBAS	Means methylene blue active substances
Minister	Means the Minister administering the Protection of the Environment Operations Act 1997
mobile plant	Has the same meaning as in Part 3 of Schedule 1 of the Protection of the Environment Operations Act 1997
motor vehicle	Has the same meaning as in the Protection of the Environment Operations Act 1997
O&G	Means oil and grease
percentile [in relation to a concentration limit of a sample]	Means that percentage [eg.50%] of the number of samples taken that must meet the concentration limit specified in the licence for that pollutant over a specified period of time. In this licence, the specified period of time is the Reporting Period unless otherwise stated in this licence.
plant	Includes all plant within the meaning of the Protection of the Environment Operations Act 1997 as well as motor vehicles.
pollution of waters [or water pollution]	Has the same me aning as in the Protection of the Environment Operations Act 1997
premises	Means the premises described in condition A2.1
public authority	Has the same meaning as in the Protection of the Environment Operations Act 1997
regional office	Means the relevant EPA office referred to in the Contacting the EPA document accompanying this licence
reporting period	For the purposes of this licence, the reporting period means the period of 12 months after the issue of the licence, and each subsequent period of 12 mo nths. In the case of a licence continued in force by the Protection of the Environment Operations Act 1997, the date of issue of the licence is the first anniversary of the date of issue or last renewal of the licence following the commencement of the Act.
restricted solid waste	Has the same meaning as in Part 3 of Schedule 1 of the Protection of the Environment Operations Act 1997
scheduled activity	Means an activity listed in Schedule 1 of the Protection of the Environment Operations Act 1997
special waste	Has the same meaning as in Part 3 of Schedule 1 of the Protection of the Environment Operations Act 1997
TM	Together with a number, means a test method of that number prescribed by the *Approved Methods for the Sampling and Analysis of Air Pollutants in New South Wales*.

Environment Protection Licence

Licence - 21202

TSP	Means total suspended particles
TSS	Means total suspended solids
Type 1 substance	Means the elements antimony, arsenic, cadmium, lead or mercury or any compound containing one or more of those elements
Type 2 substance	Means the elements beryllium, chromium, cobalt, manganese, nickel, selenium, tin or vanadium or any compound containing one or more of those elements
utilisation area	Means any area shown as a utilisation area on a map submitted with the application for this licence
waste	Has the same meaning as in the Protection of the Environment Operations Act 1997
waste type	Means liquid, restricted solid waste, general solid waste (putrescible), general solid waste (non - putrescible), special waste or hazardous waste

Ms Erin Barker

Environment Protection Authority

(By Delegation)

Date of this edition: 18-July-2019

End Notes

1	Licence transferred through application 1607468 approved on 01-Apr-2021 , which came into effect on 29-Mar-2021
2	Licence varied by notice 1617365 issued on 22-Mar-2022
3	Licence varied by notice 1618799 issued on 27-May-2022

Background

A strategy to systematically prioritise, assess and respond to notifications under Section 60 of the ***Contaminated Land Management Act 1997*** (CLM Act) has been developed by the EPA. This strategy acknowledges the EPA's obligations to make information available to the public under ***Government Information (Public Access) Act 2009***.

When a site is notified to the EPA, it may be accompanied by detailed site reports where the owner has been proactive in addressing the contamination and its source. However, often there is minimal information on the nature or extent of the contamination.

After receiving a report, the first step is to confirm that the report does not relate to a pollution incident. The Protection of the Environment Operations Act 1997 (POEO Act) deals with pollution incidents, waste stockpiling or dumping. The EPA also has an incident management process to manage significant incidents (https://www.epa.nsw.gov.au/reporting-and-incidents/incident-management).

In many cases, the information indicates the contamination is securely immobilised within the site, such as under a building or carpark, and is not currently causing any significant risks for the community or environment. Such sites may still need to be cleaned up, but this can be done in conjunction with any subsequent building or redevelopment of the land. These sites do not require intervention under the CLM Act, and are dealt with through the planning and development consent process. In these cases, the EPA informs the local council or other planning authority, so that the information can be recorded and considered at the appropriate time (https://www.epa.nsw.gov.au/your-environment/contaminated-land/managing-contaminated-land/role-of-planning-authorities).

Where indications are that the contamination could cause actual harm to the environment or an unacceptable offsite impact (i.e. the land is 'significantly contaminated'), the EPA would apply the regulatory provisions of the CLM Act to have the responsible polluter and/or landowner investigate and remediate the site. If the reported contamination could present an immediate or long-term threat to human health NSW Health will be consulted. SafeWork NSW and Water NSW can also be consulted if there appear to be occupational health and safety risks or an impact on groundwater quality.

As such, the sites notified to the EPA and presented in the list of contaminated sites notified to the EPA are at various stages of the assessment and remediation process. Understanding the nature of the underlying contamination, its implications and implementing a remediation program where required, can take a considerable period of time. The list provides an indication, in relation to each nominated site, as to the management status of that particular site. Further detailed information may be available from the EPA or the person who notified the site.

The following questions and answers may assist those interested in this issue.

Frequently asked questions

Why does my land appear on the list of notified sites?

Your land may appear on the list because:

- the site owner and/or the polluter has notified the EPA under section 60 of the CLM Act
- the EPA has been notified via other means and is satisfied that the site is or was contaminated.

If a site is on the list, it does not necessarily mean the contamination is significant enough to regulate under the CLM Act.

Does the list contain all contaminated sites in NSW?

No. The list only contains contaminated sites that EPA is aware of. If a site is not on the list, it does not necessarily mean the site is not contaminated.

The EPA relies on responsible parties and the public to notify contaminated sites.

How are notified contaminated sites managed by the EPA?

There are different ways the EPA can manage notified contaminated sites. Options include:

• regulation under the CLM Act, POEO Act, or both
• notifying the relevant planning authority for management under the planning and development process
• managing the site under the Protection of the Environment Operation (Underground Petroleum Storage Systems) Regulation 2014.

There are specific cases where contamination is managed under a tailored program operated by another agency (for example, the Resources & Geoscience's Legacy Mines Program).

What should I do if I am a potential buyer of a site that appears on the list?

You should seek advice from the seller to understand the contamination issue. You may need to seek independent contamination or legal advice.

The information provided in the list is indicative only and a starting point for your own assessment. Land contamination from past site uses is common, mainly in urban environments. If the site is properly remediated or managed, it may not affect the intended future use of the site.

Who can I contact if I need more information about a site?

You can contact the Environment Line at any time by calling 131 555 or by emailing info@environment.nsw.gov.au.

List of NSW Contaminated Sites Notified to the EPA

Disclaimer

The EPA has taken all reasonable care to ensure that the information in the list of contaminated sites notified to the EPA (the list) is complete and correct. The EPA does not, however, warrant or represent that the list is free from errors or omissions or that it is exhaustive.

The EPA may, without notice, change any or all of the information in the list at any time.

You should obtain independent advice before you make any decision based on the information in the list.

The list is made available on the understanding that the EPA, its servants and agents, to the extent permitted by law, accept no responsibility for any damage, cost, loss or expense incurred by you as a result of:

1. any information in the list; or
2. any error, omission or misrepresentation in the list; or
3. any malfunction or failure to function of the list;
4. without limiting (2) or (3) above, any delay, failure or error in recording, displaying or updating information.

Site Status	Explanation
Under assessment	The contamination is being assessed by the EPA to determine whether regulation is required. The EPA may require further information to complete the assessment. For example, the completion of management actions regulated under the planning process or *Protection of the Environment Operations Act 1997*.
Under Preliminary Investigation Order	The EPA has issued a Preliminary Investigation Order under s10 of the *Contaminated Land Management Act 1997*, to obtain additional information needed to complete the assessment.
Regulation under CLM Act not required	The EPA has completed an assessment of the contamination and decided that regulation under the *Contaminated Land Management Act 1997* is not required.

Regulation being finalised	The EPA has completed an assessment of the contamination and decided that the contamination is significant enough to warrant regulation under the *Contaminated Land Management Act 1997*. A regulatory approach is being finalised.
Contamination currently regulated under CLM Act	The EPA has completed an assessment of the contamination and decided that the contamination is significant enough to warrant regulation under the Contaminated Land Management Act 1997 (CLM Act). Management of the contamination is regulated by the EPA under the CLM Act. Regulatory notices are available on the EPA's Contaminated Land Public Record.
Contamination currently regulated under POEO Act	Contamination is currently regulated under the Protection of the Environment Operations Act 1997 (POEO Act). The EPA as the appropriate regulatory authority reasonably suspects that a pollution incident is occurring/ has occurred and that it requires regulation under the POEO Act. The EPA may use environment protection notices, such as clean up notices, to require clean up action to be taken. Such regulatory notices are available on the POEO public register.
Contamination being managed via the planning process (EP&A Act)	The EPA has completed an assessment of the contamination and decided that the contamination is significant enough to warrant regulation. The contamination of this site is managed by the consent authority under the *Environmental Planning and Assessment Act 1979* (EP&A Act) planning approval process, with EPA involvement as necessary to ensure significant contamination is adequately addressed. The consent authority is typically a local council or the Department of Planning and Environment.
Contamination formerly regulated under the CLM Act	The EPA has determined that the contamination is no longer significant enough to warrant regulation under the *Contaminated Land Management Act 1997* (CLM Act). The contamination was addressed under the CLM Act.
Contamination formerly regulated under the POEO Act	The EPA has determined that the contamination is no longer significant enough to warrant regulation. The contamination was addressed under the *Protection of the Environment Operations Act 1997* (POEO Act).

Contamination was addressed via the planning process (EP&A Act)	The EPA has determined that the contamination is no longer significant enough to warrant regulation. The contamination was addressed by the appropriate consent authority via the planning process under the *Environmental Planning and Assessment Act 1979* (EP&A Act).
Ongoing maintenance required to manage residual contamination (CLM Act)	The EPA has determined that ongoing maintenance, under the Contaminated Land Management Act 1997 (CLM Act), is required to manage the residual contamination. Regulatory notices under the CLM Act are available on the EPA's Contaminated Land Public Record.

Suburb	SiteName	Address	ContaminationActivityType	ManagementClass	Latitude	Longitude
ABBOTSFORD	Former Gasworks	83 Wymston PARADE	Gasworks	Contamination formerly regulated under the CLM Act	-33.85288351	151.1265979
ABBOTSFORD	Former Gasworks	82, 83, 84 Wymston Pde, & 37, 39, 43, 45 St Albans STREET	Gasworks	Contamination formerly regulated under the CLM Act	-33.85288316	151.1267729
ABBOTSFORD	Former Gasworks	85 Wymston PARADE	Gasworks	Regulation under CLM Act not required	-33.85265214	151.1266277
ABBOTSFORD	Former Gasworks	80-81 Wymston Pde and 35 and 41 St Albans STREET	Gasworks	Regulation under CLM Act not required	-33.85306653	151.1268142
ABBOTSFORD	Former Gasworks	43 St Albans STREET	Gasworks	Contamination formerly regulated under the CLM Act	-33.85270604	151.126976
ABERDEEN	Former Transport Depot	87-89 St Andrew STREET	Other Industry	Regulation under CLM Act not required	-32.17160931	150.8972859
ABERMAIN	Former Abermain Landfill	Albury STREET	Landfill	Under assessment	-32.805018	151.420156
ALBION PARK	Caltex Albion Park Service Station	1 Calderwood ROAD	Service Station	Regulation under CLM Act not required	-34.57131362	150.7647971
ALBION PARK RAIL	Caltex Service Station	174 Princes HIGHWAY	Service Station	Regulation under CLM Act not required	-34.56134097	150.7953663
ALBION PARK RAIL	Caltex Service Station	31 Princes HIGHWAY	Service Station	Regulation under CLM Act not required	-34.55162786	150.7880626
ALBION PARK RAIL	Former Timber Storage Area	36 Rivulet CRESCENT	Other Industry	Regulation under CLM Act not required	-34.54872597	150.7899351
ALBURY	Mobil Depot, Railway Place Albury	1 Railway PLACE	Other Petroleum	Regulation under CLM Act not required	-36.08526805	146.9236999
ALBURY	Woolworths Petrol	515 Young STREET	Service Station	Regulation under CLM Act not required	-36.08073723	146.92351
ALBURY	Former Caltex Service Station	842 David STREET	Service Station	Regulation under CLM Act not required	-36.06398743	146.9252143
ALBURY	SRA Land, 514 to 526 Young Street	514 to 526 Young STREET	Other Petroleum	Regulation under CLM Act not required	-36.08084123	146.9241682

Suburb	SiteName	Address	ContaminationActivityType	ManagementClass	Latitude	Longitude
ALBURY	Former Gasworks and surrounding commercial land	441 Kiewa STREET	Gasworks	Contamination currently regulated under CLM Act	-36.08416926	146.9137704
ALBURY	Coles Express Albury	465 Guinea STREET	Service Station	Regulation under CLM Act not required	-36.07513665	146.9213077
ALBURY	Former Thales Australia site, Albury	161 Fallon STREET	Other Industry	Contamination formerly regulated under the CLM Act	-36.064966	146.9434831
ALBURY	Xpress Service Station	616-624 Young STREET	Service Station	Under assessment	-36.0755401	146.9255668
ALBURY	Albury Plaza	Cnr Smollett Street and Townsend STREET	Other Industry	Regulation under CLM Act not required	-36.08112933	146.9135719
ALBURY	Mobil Albury Aviation Fuel Depot	Hangar 8 (Albury Airport), Ogden PLACE	Other Petroleum	Regulation under CLM Act not required	-36.07178139	146.9530165
ALBURY	SRA Land	448 and 452 Young STREET	Unclassified	Regulation under CLM Act not required	-36.08438605	146.9235454
ALBURY	Caltex Service Station	Dean Street, Corner Creek STREET	Service Station	Regulation under CLM Act not required	-36.07978937	146.9110825
ALEXANDRIA	Former Mobil Service Station	20 O'Riordan STREET	Service Station	Regulation under CLM Act not required	-33.9075539	151.2014811
ALEXANDRIA	Caltex Alexandria Service Station	133 Wyndham St, cnr McEvoy STREET	Service Station	Regulation under CLM Act not required	-33.90220927	151.2000425
ALEXANDRIA	Former Cadbury Schweppes	49-59 O'Riordan STREET	Other Industry	Contamination formerly regulated under the CLM Act	-33.91406619	151.195067
ALEXANDRIA	Formerly Gas N Go Alexandria (fully redeveloped into residential apartment as of September 2016)	10-20 Botany ROAD	Service Station	Regulation under CLM Act not required	-33.89536227	151.1987818
ALEXANDRIA	Mascot Developments	494-504 Gardeners ROAD	Other Industry	Regulation under CLM Act not required	-33.9198218	151.191282
ALEXANDRIA	Alexandria GoGas	562 Botany ROAD	Service Station	Regulation under CLM Act not required	-33.91577222	151.2000753
ALEXANDRIA	Australian Refined Alloys	202-212 Euston ROAD	Metal Industry	Regulation under CLM Act not required	-33.91505136	151.185872

Suburb	SiteName	Address	ContaminationActivityType	ManagementClass	Latitude	Longitude
ALEXANDRIA	Alexandra Canal Sediments	Off Huntley STREET	Other Industry	Contamination currently regulated under CLM Act	-33.92204213	151.1770009
ALEXANDRIA	Australia Post	10-24 Ralph STREET	Other Industry	Contamination was addressed via the planning process (EP&A Act)	-33.91583041	151.197997
ALEXANDRIA	Perry Park	1B Maddox STREET	Landfill	Regulation under CLM Act not required	-33.90809949	151.1962945
ALEXANDRIA	Alexandria Gardens	146-156 Wyndham Street & 146-156 Botany ROAD	Unclassified	Regulation under CLM Act not required	-33.89956961	151.1997377
ALEXANDRIA	Sydney Park	Sydney Park ROAD	Landfill	Contamination currently regulated under CLM Act	-33.91031048	151.1844672
ALEXANDRIA	Former Industrial Site (now Value Suites)	16 O'Riordan STREET	Other Industry	Regulation under CLM Act not required	-33.9069796	151.201902
ALEXANDRIA	205-225 Euston Road, Alexandria	205-225 Euston ROAD	Other Industry	Regulation under CLM Act not required	-33.9127872	151.1855565
ALEXANDRIA	The Gentry Alexandria	31-41 William STREET	Unclassified	Regulation under CLM Act not required	-33.91258565	151.1981861
ALEXANDRIA	6 - 8 Huntley Street Alexandria	6 - 8 Huntley STREET	Metal Industry	Regulation under CLM Act not required	-33.90982985	151.1924567
ALEXANDRIA	566 Gardeners Road Alexandria	566 Gardeners ROAD	Unclassified	Regulation under CLM Act not required	-33.91921186	151.1839188
ALEXANDRIA	Metro Petroleum Alexandria Automotive Services	36-46 Henderson ROAD	Service Station	Under assessment	-33.897376	151.197519
ALLAWAH	Kempt Field	Durham Street / Roberts Lane LANE	Landfill	Under assessment	-33.968206	151.112779
ALSTONVILLE	Caltex Service Station Alstonville	73 Main STREET	Service Station	Regulation under CLM Act not required	-28.84115994	153.4388699
AMBARVALE	Caltex Service Station	37 Woodhouse DRIVE	Service Station	Regulation under CLM Act not required	-34.08438034	150.8019168
ANNANDALE	7-Eleven (former Mobil) Annandale Service Station	198 Parramatta ROAD	Service Station	Regulation under CLM Act not required	-33.88706434	151.1741135

Suburb	SiteName	Address	ContaminationActivityType	ManagementClass	Latitude	Longitude
ANNANDALE	Shell Coles Express Service Station	124-126 Johnston STREET	Service Station	Regulation under CLM Act not required	-33.88085651	151.1704805
APPIN	Elladale Creek Aqueduct Upper Canal	Macquariedale ROAD	Unclassified	Regulation under CLM Act not required	-34.18867067	150.7539597
APPIN	West Cliff Colliery	Wedderburn ROAD	Other Petroleum	Regulation under CLM Act not required	-34.21970612	150.8217522
ARDLETHAN	Landmark Fertiliser Storage Facility	18 & 24-26 Ariah STREET	Chemical Industry	Regulation under CLM Act not required	-34.35696645	146.9007084
ARGENTON	NSW Mines Rescue Services - Argenton	533 Lake ROAD	Other Industry	Regulation under CLM Act not required	-32.93807208	151.6269664
ARMIDALE	Former Mobil Depot	132 Niagara STREET	Other Petroleum	Contamination formerly regulated under the CLM Act	-30.51115918	151.6490343
ARMIDALE	Caltex Service Station	146 Miller STREET	Service Station	Regulation under CLM Act not required	-30.51362759	151.6481123
ARMIDALE	RTA land adjoining Martin Street estate	Martin STREET	Other Industry	Contamination formerly regulated under the CLM Act	-30.50445941	151.6415415
ARMIDALE	Shell Service Station	93 Marsh STREET	Service Station	Regulation under CLM Act not required	-30.51299824	151.6697557
ARMIDALE	Parklands near the former gasworks	Beardy Street and Allingham STREET	Gasworks	Regulation under CLM Act not required	-30.51013465	151.6652722
ARMIDALE	Gasworks and portion of Harris Park	Corner of Beardy Street and Allingham STREET	Gasworks	Contamination currently regulated under CLM Act	-30.51157374	151.6623009
ARMIDALE	Former Lot 3 Martin Street	89 Martin STREET	Other Industry	Regulation under CLM Act not required	-30.50664682	151.64542
ARMIDALE	Martin Street Estate	Martin STREET	Other Industry	Regulation under CLM Act not required	-30.50559024	151.6431854
ARMIDALE	Caltex Armidale Girraween Service Station	6-8 Queen Elizabeth DRIVE	Service Station	Regulation under CLM Act not required	-30.50348872	151.6510748
ARMIDALE	Martin Street, Crown Land	Martin STREET	Other Industry	Contamination formerly regulated under the CLM Act	-30.50414076	151.6429516

Suburb	SiteName	Address	ContaminationActivityType	ManagementClass	Latitude	Longitude
ARMIDALE	Former Shell Depot	134 Niagara STREET	Other Petroleum	Regulation under CLM Act not required	-30.51180178	151.6488634
ARMIDALE	Caltex Service Station	144 Marsh STREET	Service Station	Regulation under CLM Act not required	-30.51709925	151.6675802
ARMIDALE	Caltex North Hill Service Station	2-4 Marsh STREET	Service Station	Regulation under CLM Act not required	-30.50320439	151.6727051
ARMIDALE	Mobil Armidale Service Station and Former Depot	10-12 McLennan STREET	Service Station	Regulation under CLM Act not required	-30.51107573	151.648242
ARMIDALE	Caltex Service Station	19/10541 New England HIGHWAY	Service Station	Regulation under CLM Act not required	-30.53210764	151.6160492
ARMIDALE	Armidale Dumaresq Council Grafton Road Depot	15-25 Grafton ROAD	Other Petroleum	Regulation under CLM Act not required	-30.52058076	151.6815261
ARNCLIFFE	7-Eleven Arncliffe	28 Princes HIGHWAY	Service Station	Regulation under CLM Act not required	-33.93428397	151.1525438
ARNCLIFFE	Combined Projects Arncliffe	104-128 Princes HIGHWAY	Other Industry	Regulation under CLM Act not required	-33.93783874	151.1494559
ARTARMON	7-Eleven (former Mobil) Artarmon Service Station	477 Pacific HIGHWAY	Service Station	Regulation under CLM Act not required	-33.81053826	151.1774248
ASHBY	Ashby Dry Dock	via Clarence STREET	Other Industry	Contamination formerly regulated under the CLM Act	-29.44158377	153.1972304
ASHFIELD	7-Eleven Ashfield	132 Liverpool Road STREET	Service Station	Contamination currently regulated under CLM Act	-33.89057897	151.1295498
ASHFIELD	Vehicle Workshop	445-449 Liverpool ROAD	Service Station	Regulation under CLM Act not required	-33.88826829	151.1167477
ASQUITH	BP Service Station	462 Pacific HIGHWAY	Service Station	Regulation under CLM Act not required	-33.68982678	151.106156
ATTUNGA	Attunga Limestone Mine (Waste Oil Site)	Garthowen ROAD	Other Industry	Regulation under CLM Act not required	-30.92920627	150.8579435
AUBURN	DIC Australia	323 Chisholm ROAD	Other Industry	Regulation under CLM Act not required	-33.87228962	151.0157032

Suburb	SiteName	Address	ContaminationActivityType	ManagementClass	Latitude	Longitude
AUBURN	Former Ajax Chemical Factory	9 Short STREET	Other Industry	Contamination formerly regulated under the CLM Act	-33.83671601	151.0292071
AUBURN	Janyon	Manchester ROAD	Other Industry	Regulation under CLM Act not required	-33.84467826	151.020745
AUBURN	Maintrain Facility - Sydney Trains Auburn	Manchester ROAD	Other Industry	Regulation under CLM Act not required	-33.84410947	151.0242502
AUBURN	Department of Corrective Services land adjacent to the former Auburn Landfill	Jamieson STREET	Landfill	Contamination formerly regulated under the CLM Act	-33.82928257	151.0590653
AUBURN	Commercial Premises	11-13 Percy STREET	Other Industry	Under assessment	-33.85021046	151.0410097
AWABA	Awaba Colliery	Wilton ROAD	Other Industry	Regulation under CLM Act not required	-33.02098186	151.5383612
BALGOWLAH	BP Service Station	Cnr Sydney Road and Maretimo STREET	Service Station	Regulation under CLM Act not required	-33.79546175	151.2559309
BALGOWLAH	Part of Manly Council Maintenance Depot	8-10 Roseberry STREET	Other Petroleum	Regulation under CLM Act not required	-33.78928907	151.2679557
BALGOWNIE	Fuel Power Plus	99 Balgownie ROAD	Service Station	Contamination currently regulated under POEO Act	-34.38925632	150.8808544
BALLINA	Former Mobil Service Station	37-41 Cherry STREET	Service Station	Regulation under CLM Act not required	-28.86952673	153.5624436
BALLINA	Ballina Shell	273 River STREET	Service Station	Regulation under CLM Act not required	-28.86809272	153.5552789
BALLINA	Woolworths Petrol	Kerr STREET	Service Station	Regulation under CLM Act not required	-28.85824461	153.5605439
BALLINA	Ballina Mays Motors	River STREET	Other Petroleum	Regulation under CLM Act not required	-28.86935402	153.5585931
BALLINA	Fripp Oval	31 Canal ROAD	Cattle Dip	Under assessment	-28.861572	153.550115
BALRANALD	Caltex Service Station	Sturt HIGHWAY	Service Station	Regulation under CLM Act not required	-34.66747746	143.5662034

Suburb	SiteName	Address	ContaminationActivityType	ManagementClass	Latitude	Longitude
BANKSIA	Woolworths Petrol Service Station Banksia	314 Princes HIGHWAY	Service Station	Regulation under CLM Act not required	-33.94567308	151.1416884
BANKSIA	Cooks Cove Development	Cooks Cove PARK	Landfill	Regulation under CLM Act not required	-33.94492759	151.1549947
BANKSMEADOW	Orica Botany Groundwater Project	16-20 Beauchamp ROAD	Chemical Industry	Contamination currently regulated under CLM Act	-33.95526361	151.2152005
BANKSMEADOW	Discovery Cove, Former Ampol Rail Terminal	1801 Botany ROAD	Other Petroleum	Regulation being finalised	-33.96162178	151.2184122
BANKSMEADOW	Caltex Terminal	1-3 Penrhyn ROAD	Other Petroleum	Contamination currently regulated under POEO Act	-33.96335328	151.2171062
BANKSMEADOW	Orica Botany (Pre-2003 Regulation)	Denison STREET	Chemical Industry	Contamination currently regulated under CLM Act	-33.9516159	151.2195804
BANKSMEADOW	Veolia Waste Transfer Terminal (former Keith Engineering site)	34-36 McPherson STREET	Other Industry	Regulation under CLM Act not required	-33.95811039	151.2195225
BANKSMEADOW	Orica Former Chlor Alkali Plant (same site as Orica Botany Groundwater Project)	Botany Industrial Park, off Denison STREET	Chemical Industry	Contamination currently regulated under CLM Act	-33.95664283	151.221685
BANKSMEADOW	Former Pipeline	Corish CIRCLE	Other Petroleum	Regulation being finalised	-33.94705787	151.2209919
BANKSMEADOW	Pacific National Rail Siding	1 Beauchamp ROAD	Chemical Industry	Contamination currently regulated under CLM Act	-33.95757712	151.2204974
BANKSMEADOW	Former Mobil Banksmeadow Terminal	Coal Pier ROAD	Other Petroleum	Regulation under CLM Act not required	-33.95405624	151.2142048
BANKSMEADOW	Orica Car Park Waste Encapsulation	Corish CIRCLE	Landfill	Contamination formerly regulated under the POEO Act	-33.94703665	151.22083
BANKSTOWN	7-Eleven Service Station	689 Henry Lawson DRIVE	Service Station	Regulation under CLM Act not required	-33.92749953	150.9804784
BANORA POINT	Caltex Service Station	Corner Leisure Drive and Darlington DRIVE	Service Station	Regulation under CLM Act not required	-28.21390712	153.5417434
BARGO	Tahmoor Colliery	Remembrance DRIVE	Other Industry	Regulation under CLM Act not required	-34.25090795	150.5793631

Suburb	SiteName	Address	ContaminationActivityType	ManagementClass	Latitude	Longitude
BARMEDMAN	Caltex - Barmedman	Corner Watson Street and Star STREET	Other Petroleum	Regulation under CLM Act not required	-34.14351302	147.3824934
BARRACK HEIGHTS	Caltex Service Station	332-336 Shellharbour ROAD	Service Station	Regulation under CLM Act not required	-34.56489171	150.8597814
BASS HILL	Woolworths Caltex Bass Hill	862 Hume HIGHWAY	Service Station	Regulation under CLM Act not required	-33.9008648	150.9991181
BATEAU BAY	Former landfill	The Entrance ROAD	Landfill	Contamination currently regulated under CLM Act	-33.3938305	151.4699046
BATEAU BAY	Woolworths Service Station Bateau Bay	9 Bay Village ROAD	Service Station	Regulation under CLM Act not required	-33.37316432	151.4737125
BATEHAVEN	Caltex Service Station	264 Beach ROAD	Service Station	Regulation under CLM Act not required	-35.73255166	150.1997536
BATEHAVEN	Coles Express Service Station Batehaven	198 Beach ROAD	Service Station	Regulation under CLM Act not required	-35.72671807	150.1944931
BATEMANS BAY	Caltex Service Station	87-89 Princes HIGHWAY	Service Station	Regulation under CLM Act not required	-35.71940701	150.1762788
BATHURST	Shell Coles Express Service Station	(Cnr Stewart and Rocket Street) 298 Stewart STREET	Service Station	Regulation under CLM Act not required	-33.41910999	149.5677773
BATHURST	Former Shell Depot Bathurst	56 Bant STREET	Other Petroleum	Regulation under CLM Act not required	-33.43471575	149.5774595
BATHURST	Bathurst Rail Fabrication Centre	34 Alpha STREET	Other Industry	Regulation under CLM Act not required	-33.42805153	149.5829156
BATHURST	Bathurst - Former Caltex Depot	114 Howick STREET	Other Petroleum	Regulation under CLM Act not required	-33.42296963	149.5862574
BATHURST	Caltex Bathurst Service Station	53 Durham STREET	Service Station	Regulation under CLM Act not required	-33.41689545	149.5848527
BATHURST	Former Police Station	Corner of William Street and Durham STREET	Other Petroleum	Contamination formerly regulated under the CLM Act	-33.41592424	149.5842233
BATHURST	Former Mobil Depot	1 Lambert STREET	Other Petroleum	Regulation under CLM Act not required	-33.42875534	149.5806344

Suburb	SiteName	Address	ContaminationActivityType	ManagementClass	Latitude	Longitude
BATHURST	Crago Mill site	Piper STREET	Other Industry	Regulation under CLM Act not required	-33.42777602	149.5809428
BATHURST	Former Mobil Depot	Lower Russell STREET	Other Petroleum	Regulation under CLM Act not required	-33.42497876	149.585128
BATHURST	Shell Coles Express Bathurst Service Station	59 Durham STREET	Service Station	Regulation under CLM Act not required	-33.41639415	149.5843243
BATHURST	Former Gasworks	71 Russell STREET	Gasworks	Contamination formerly regulated under the CLM Act	-33.42420302	149.5864517
BATHURST	Former Devro Cattle Hide Processing Plant	46 Vale ROAD	Other Industry	Regulation under CLM Act not required	-33.43926137	149.5803563
BATLOW	Crown Reserves	Mill ROAD	Other Industry	Regulation under CLM Act not required	-35.52355132	148.1505729
BAULKHAM HILLS	Caltex Baulkham Hills Service Station	117 Seven Hills ROAD	Service Station	Regulation under CLM Act not required	-33.76139872	150.9750767
BAULKHAM HILLS	Caltex Service Station	130 Seven Hills ROAD	Service Station	Regulation under CLM Act not required	-33.76180431	150.9746297
BAULKHAM HILLS	Shell Coles Express Service Station	363 Windsor ROAD	Service Station	Regulation under CLM Act not required	-33.7601819	150.9916224
BAULKHAM HILLS	IBM Baulkham Hills Data Centre	3 Brookhollow AVENUE	Other Petroleum	Regulation under CLM Act not required	-33.73252699	150.9680221
BEACON HILL	Caltex Service Station	176 Warringah ROAD	Service Station	Contamination currently regulated under CLM Act	-33.75381485	151.2602617
BEACON HILL	Former 7-Eleven Service Station, Beacon Hill	312 Warringah ROAD	Service Station	Regulation under CLM Act not required	-33.75129647	151.2469656
BEACONSFIELD	63-85 Victoria St, Beaconsfield	63-85 Victoria STREET	Other Industry	Regulation under CLM Act not required	-33.9102929	151.2016275
BEGA	Coles Express (former Caltex) Service Station	2-6 Swan (Corner Carp) STREET	Service Station	Regulation under CLM Act not required	-36.67388263	149.838163
BEGA	Former BP Service Station	100 - 102 Gipps STREET	Service Station	Regulation under CLM Act not required	-36.67563094	149.8433291

Suburb	SiteName	Address	ContaminationActivityType	ManagementClass	Latitude	Longitude
BEGA	Former Bega Gasworks	19-29 Upper STREET	Gasworks	Under preliminary investigation order	-36.67710613	149.8480253
BEGA	Caltex Service Station	36-40 Lagoon STREET	Service Station	Regulation under CLM Act not required	-36.66832965	149.8289048
BEGA	Lands Adjoining the Former Bega Gasworks	Part of Upper, East, Gordon & Gloucester STREET	Gasworks	Under preliminary investigation order	-36.67704706	149.848425
BEGA	Spenco Site - owned by Bega Spotlight Property 2 Pty Ltd	53-65 Bega Street STREET	Other Industry	Regulation under CLM Act not required	-36.67135539	149.8450828
BELLA VISTA	2-6 Norbrik Drive, Bella Vista NSW	2-6 Norbrik DRIVE	Unclassified	Under assessment	-33.745597	150.950491
BELMONT	Coles Express Belmont Service Station	502 Pacific HIGHWAY	Service Station	Regulation under CLM Act not required	-33.03317155	151.6605194
BELMONT	Former Ampol Service Station	467-469 Pacific HIGHWAY	Service Station	Regulation under CLM Act not required	-33.0299728	151.6613301
BELMONT NORTH	Woolworths Service Station Belmont North	399 Pacific HIGHWAY	Service Station	Regulation under CLM Act not required	-33.02454211	151.6634893
BELMONT NORTH	Caltex Belmont North Service Station	406 Pacific HIGHWAY	Service Station	Regulation under CLM Act not required	-33.02476876	151.6623655
BELMONT NORTH	Belmont Bus Depot	2 Floraville ROAD	Other Petroleum	Regulation under CLM Act not required	-33.02476269	151.6606657
BELMORE	SRA Land	348 Burwood ROAD	Unclassified	Regulation under CLM Act not required	-33.91753611	151.0859487
BELMORE	7-Eleven Service Station	792-794 Canterbury ROAD	Service Station	Regulation under CLM Act not required	-33.92567992	151.0873469
BELROSE	Glenrose Shopping Centre	56-58 Glen STREET	Unclassified	Contamination currently regulated under CLM Act	-33.73917996	151.2101029
BELROSE	Woolworths Petrol	60 Glen STREET	Service Station	Regulation under CLM Act not required	-33.74009002	151.2091045
BELROSE	Caltex Service Station	157 Forest WAY	Service Station	Regulation under CLM Act not required	-33.7347675	151.2212004

Suburb	SiteName	Address	ContaminationActivityType	ManagementClass	Latitude	Longitude
BENNETTS GREEN	Former Windale Wastewater Treatment Works	8 Templar PLACE	Other Industry	Regulation under CLM Act not required	-33.00317523	151.6936636
BERESFIELD	BP Beresfield Truckstop	2 Kinta Drive, corner John Renshaw DRIVE	Service Station	Regulation under CLM Act not required	-32.81122768	151.6393427
BERESFIELD	Former Koppers Timber Treatment Site	53 Weakleys DRIVE	Other Industry	Regulation under CLM Act not required	-32.79902937	151.6358846
BERKELEY VALE	Former Berkeley Vale Service Station	121-123 Lakedge AVENUE	Service Station	Regulation under CLM Act not required	-33.34899186	151.4423109
BERKSHIRE PARK	Shell Coles Express Berkshire Park	746 - 752 Richmond ROAD	Service Station	Regulation under CLM Act not required	-33.66508654	150.7990243
BEROWRA	Caltex Berowra Service Station	12-14 Berowra Waters ROAD	Service Station	Regulation under CLM Act not required	-33.6233827	151.1505554
BEROWRA	7-Eleven Berowra Service Station	965-969 Pacific (Cnr Waratah Rd) HIGHWAY	Service Station	Regulation under CLM Act not required	-33.62673163	151.1479171
BEROWRA	Shell Coles Express Berowra	955 Pacific (Cnr Yallambee Rd) HIGHWAY	Service Station	Regulation under CLM Act not required	-33.62818015	151.1475736
BEROWRA	42 Berowra Waters Road	42 Berowra Waters ROAD	Unclassified	Regulation under CLM Act not required	-33.6203823	151.1481246
BERRIGAN	Caltex Service Station Berrigan	155-165 Chanter STREET	Service Station	Regulation under CLM Act not required	-35.6557616	145.8015557
BERRY	Berry Service Centre - Shell Branded	88 Queen STREET	Service Station	Regulation under CLM Act not required	-34.77571634	150.6961713
BERRY	Former Service Station Berry	75 Queen STREET	Service Station	Contamination formerly regulated under the POEO Act	-34.77500516	150.695167
BEXLEY	7-Eleven Bexley	474 Forest ROAD	Service Station	Regulation under CLM Act not required	-33.95160096	151.1252355
BEXLEY	7-Eleven (former Mobil) Service Station Bexley	613 Forest ROAD	Service Station	Regulation under CLM Act not required	-33.95539246	151.118447
BILAMBIL HEIGHTS	Former Banana Plantation Land	38 McAllisters ROAD	Other Industry	Regulation under CLM Act not required	-28.21218056	153.4778762

Suburb	SiteName	Address	ContaminationActivityType	ManagementClass	Latitude	Longitude
BILLINUDGEL	CSR Readymix	Mogo PLACE	Other Industry	Regulation under CLM Act not required	-28.50210255	153.5278161
BILLINUDGEL	Billinudgel General Store	2A Wilfred STREET	Service Station	Under assessment	-28.504299	153.5278161
BLACKMANS FLAT	Mount Piper Extension Development Site	2847 Boulder ROAD	Other Industry	Regulation under CLM Act not required	-33.35619968	150.0279881
BLACKMANS FLAT	Western Coal Services (former Lamberts Gully Mine)	Castlereagh HIGHWAY	Other Industry	Regulation under CLM Act not required	-33.36713827	150.0483236
BLACKTOWN	Former Caltex Service Station	131 Richmond ROAD	Service Station	Regulation under CLM Act not required	-33.75866104	150.8962614
BLACKTOWN	Valspar Blacktown	4 Steel STREET	Chemical Industry	Regulation under CLM Act not required	-33.75425018	150.9127714
BLACKTOWN	Harpers Bush (Reserve 752)	Reservoir ROAD	Unclassified	Regulation under CLM Act not required	-33.79119448	150.8967838
BLACKTOWN	7-Eleven Service Station	60 Walters ROAD	Service Station	Regulation under CLM Act not required	-33.77599783	150.8948926
BLAKEHURST	Woolworths Service Station Blakehurst	390 Princes HIGHWAY	Service Station	Contamination currently regulated under CLM Act	-33.99019694	151.1135663
BLAKEHURST	The Bay Nursing Home	392 & 394 Princes HIGHWAY	Service Station	Regulation under CLM Act not required	-33.99030465	151.1140293
BLAXLAND	7-Eleven (former Mobil) Service Station	137 Great Western HIGHWAY	Service Station	Regulation under CLM Act not required	-33.74627	150.6137669
BOAMBEE	Lindsay Bros transport depot site	542 Pacific HIGHWAY	Other Petroleum	Regulation under CLM Act not required	-30.33106848	153.0802985
BOAMBEE	BP-branded (former Mobil) Boambee Service Station	601 Pacific HIGHWAY	Service Station	Regulation under CLM Act not required	-30.33544287	153.0817266
BOBS FARM	Bob's Farm	15 Fenningham Island ROAD	Other Industry	Regulation under CLM Act not required	-32.74867207	152.0316217
BOGGABILLA	Former Caltex Service Station	90 Simpson Street, corner Newell HIGHWAY	Service Station	Regulation under CLM Act not required	-28.60654029	150.3571056

Suburb	SiteName	Address	ContaminationActivityType	ManagementClass	Latitude	Longitude
BOGGABILLA	Lowes (Former Mobil) Depot	Newell HIGHWAY	Other Petroleum	Regulation under CLM Act not required	-28.61023985	150.3529156
BOMADERRY	Caltex Service Station	341 Princes HIGHWAY	Service Station	Regulation under CLM Act not required	-34.84561952	150.5946978
BOMADERRY	Caltex Service Station Bomaderry	246 Princes HIGHWAY	Service Station	Regulation under CLM Act not required	-34.83833824	150.5958799
BOMADERRY	Former Mobil Emoleum Depot	7 Victa WAY	Other Petroleum	Regulation under CLM Act not required	-34.84454618	150.6139462
BOMADERRY	Former Shell Depot	44 Railway STREET	Other Petroleum	Regulation under CLM Act not required	-34.85193621	150.6117038
BOMADERRY	SRA Land	Lot 2 Meroo STREET	Unclassified	Regulation under CLM Act not required	-34.85314813	150.6099573
BOMADERRY	Bomaderry Works Depot	10 McIntyre WAY	Other Petroleum	Regulation under CLM Act not required	-34.84576748	150.6131411
BOMADERRY	Commercial Land	320 Princes HIGHWAY	Other Industry	Contamination formerly regulated under the CLM Act	-34.84424073	150.5958149
BOMBALA	Caltex Service Station Bombala	159-161 Maybe STREET	Service Station	Regulation under CLM Act not required	-36.91234945	149.2374622
BOMBALA	Former Bright Street Timber Mill	Bright STREET	Other Industry	Regulation under CLM Act not required	-36.91547645	149.2302454
BOMBALA	Caltex Bombala Service Station	High Street corner Stephen STREET	Service Station	Regulation under CLM Act not required	-36.90447935	149.241292
BOMBALA	Prime Pine site	Sandy LANE	Other Industry	Regulation under CLM Act not required	-36.9315425	149.2110959
BOMEN	Caltex Terminal	34 Lewington STREET	Other Petroleum	Regulation under CLM Act not required	-35.0700202	147.4121955
BOMEN	Enirgi Power Storage Recycling	509 Byrnes ROAD	Other Industry	Regulation under CLM Act not required	-35.05985094	147.4283765
BONDI	BP-branded Service Station	185 Bondi ROAD	Service Station	Regulation under CLM Act not required	-33.89432208	151.2647671

Suburb	SiteName	Address	ContaminationActivityType	ManagementClass	Latitude	Longitude
BONDI	Caltex Service Station Bondi	51 Bondi ROAD	Service Station	Regulation under CLM Act not required	-33.8936307	151.260001
BONDI	Woolworths Metro Bondi	137-149 Bondi ROAD	Other Industry	Regulation under CLM Act not required	-33.893966	151.263073
BONDI JUNCTION	Waverley Bus Depot	1-15 Oxford STREET	Other Industry	Regulation under CLM Act not required	-33.89165341	151.2421246
BONNY HILLS	Bonny View Store	923 Ocean DRIVE	Service Station	Regulation under CLM Act not required	-31.59075636	152.8392935
BONNYRIGG	Metro (Formerly United & AP SAVER) Service Station Bonnyrigg	709 Cabramatta (W) ROAD	Service Station	Regulation under CLM Act not required	-33.89297085	150.8925935
BONNYRIGG HEIGHTS	BP-Branded Service Station Bonnyrigg	451 North Liverpool ROAD	Service Station	Regulation under CLM Act not required	-33.89416327	150.8578378
BOOLAROO	Cardiff West Estate - Pasminco Cockle Creek	Adjacent to PCC Smelter at 13A Main ROAD	Metal Industry	Regulation under CLM Act not required	-32.93950137	151.6349183
BOOLAROO	Cockle Creek and Cockle Bay Sediments	Off Creek Reserve ROAD	Metal Industry	Contamination currently regulated under CLM Act	-32.96079541	151.6141327
BOOLAROO	Lake Macquarie Ciy Council Works Depot	Creek Reserve ROAD	Service Station	Regulation under CLM Act not required	-32.9524489	151.6164604
BOOLAROO	Pasminco Cockle Creek Smelter	Lake ROAD	Metal Industry	Ongoing maintenance required to manage residual contamination (CLM Act)	-32.94434593	151.6307345
BOOLAROO	Incitec Pivot	13 Main STREET	Other Industry	Contamination formerly regulated under the CLM Act	-32.94803538	151.6302187
BOOLAROO	Bunnings Site - Pasminco Cockle Creek	13a Main ROAD	Metal Industry	Contamination formerly regulated under the CLM Act	-32.94364503	151.6252316
BOOLAROO	Part Lot 2 DP1127713 (proposed Lot G) - Pasminco Cockle Creek Smelter site	13a Main ROAD	Metal Industry	Contamination formerly regulated under the CLM Act	-32.94404392	151.6267695
BOOLAROO	Lot 600 DP1228699 (formerly Part Lot 2 DP1127713 & proposed 'Lot D') - Pasminco Cockle Creek Smelter site	Main ROAD	Metal Industry	Contamination formerly regulated under the CLM Act	-32.94440875	151.6264143
BOOROWA	Former Mobil Depot	14-16 Brial STREET	Other Petroleum	Regulation under CLM Act not required	-34.43673234	148.7300821

Suburb	SiteName	Address	ContaminationActivityType	ManagementClass	Latitude	Longitude
BOOROWA	Mobil Service Station	63-69 Marsden STREET	Service Station	Contamination formerly regulated under the CLM Act	-34.44157331	148.7162391
BOOROWA	Boorowa Service Station	84 Marsden STREET	Service Station	Regulation under CLM Act not required	-34.44302227	148.7151026
BOTANY	Former Aerosols of Australia	1617 Botany ROAD	Chemical Industry	Regulation under CLM Act not required	-33.9529386	151.2037468
BOTANY	Allnex	49-61 Stephen ROAD	Chemical Industry	Contamination currently regulated under CLM Act	-33.9524442	151.2106446
BOTANY	Former Tannery	2 Daniel STREET	Other Industry	Regulation under CLM Act not required	-33.94126194	151.1991087
BOTANY	Botany, Underwood	14a Underwood AVENUE	Unclassified	Contamination being managed via the planning process (EP&A Act)	-33.94508532	151.1947626
BOTANY	Roads and Maritime Service	5 - 9 Lord STREET	Other Industry	Regulation under CLM Act not required	-33.94100279	151.1968763
BOTANY	Former Industrial Site	28 Folkestone PARADE	Unclassified	Contamination being managed via the planning process (EP&A Act)	-33.95187539	151.1960537
BOURKE	Ampol Bourke Service Station	82-86 Anson STREET	Service Station	Regulation under CLM Act not required	-30.09500388	145.9414388
BOURKE	Former Shell Bourke Depot	94-106 Anson STREET	Service Station	Regulation under CLM Act not required	-30.09548497	145.9436745
BOWENFELS	Bowenfels Field Support Centre	9-13 Cooerwull ROAD	Other Petroleum	Regulation under CLM Act not required	-33.47514572	150.1323899
BOWRAL	Shell Coles Express Bowral Service Station	430 Bong Bong STREET	Service Station	Regulation under CLM Act not required	-34.48269596	150.417389
BOWRAL	Former Gasworks	Merrigang STREET	Gasworks	Contamination currently regulated under CLM Act	-34.4783957	150.4255053
BOX HILL	Former Waste Management Facility	25 Terry ROAD	Landfill	Regulation under CLM Act not required	-33.65559259	150.8977986
BOX HILL	Former Poultry Farm	27-33 Boundary ROAD	Other Industry	Regulation under CLM Act not required	-33.64866563	150.8815467

Suburb	SiteName	Address	ContaminationActivityType	ManagementClass	Latitude	Longitude
BOX HILL	Former Poultry Farm	19-25 Boundary ROAD	Other Industry	Regulation under CLM Act not required	-33.65038071	150.8813725
BRANXTON	Former Service Station Branxton	Part of 70 Maitland STREET	Service Station	Contamination currently regulated under CLM Act	-32.65631582	151.3516243
BRANXTON	Branxton Wastewater Treatment Works	2151 New England HIGHWAY	Other Industry	Regulation under CLM Act not required	-32.66069944	151.3625572
BREWARRINA	Dowell's Fuel	39 Doyle STREET	Service Station	Regulation under CLM Act not required	-29.96152786	146.8612561
BRIGHTON-LE-SANDS	Shell Service Station Brighton Le Sands & adjacent land	2 General Holmes DRIVE	Service Station	Contamination formerly regulated under the CLM Act	-33.95791132	151.1576486
BRIGHTON-LE-SANDS	Cook Park	General Holmes DRIVE	Service Station	Contamination formerly regulated under the CLM Act	-33.9581072	151.1579572
BROADMEADOW	Former Industrial Site	16 Broadmeadow ROAD	Service Station	Regulation under CLM Act not required	-32.91444096	151.7300112
BROADMEADOW	Nineways Broadmeadow Coles Express SS	Corner Brunker Road and Lambton ROAD	Service Station	Regulation under CLM Act not required	-32.92511185	151.7364247
BROADMEADOW	2 Georgetown Road, Broadmeadow NSW 2292	2 Georgetown ROAD	Metal Industry	Regulation being finalised	-32.91229404	151.7322202
BROKEN HEAD	South Byron Sewage Treatment Works	Broken Head ROAD	Other Industry	Regulation under CLM Act not required	-28.67233626	153.6148974
BROKEN HILL	Former Caltex Depot	3 Kanandah ROAD	Service Station	Regulation under CLM Act not required	-31.98341823	141.4332211
BROKEN HILL	Former Caltex Service Station	167-173 Argent STREET	Service Station	Regulation under CLM Act not required	-31.96066663	141.4624175
BROKEN HILL	Caltex Service Station	535 Argent STREET	Service Station	Regulation under CLM Act not required	-31.95311924	141.4745274
BROKEN HILL	Tasco Petroleum (Former Mobil) Depot	5 Kanandah ROAD	Other Petroleum	Regulation under CLM Act not required	-31.9843986	141.4329127
BROKEN HILL	Former Mobil Aviation Refuelling Facility, Broken Hill Airport	Airport ROAD	Other Petroleum	Regulation under CLM Act not required	-31.99928312	141.4685759

Suburb	SiteName	Address	ContaminationActivityType	ManagementClass	Latitude	Longitude
BROKEN HILL	Caltex Service Station	73-87 Oxide STREET	Service Station	Contamination formerly regulated under the CLM Act	-31.95519591	141.4658647
BROKEN HILL	Former Mobil Depot	Corner Of Talc Street and Gossan STREET	Other Petroleum	Regulation under CLM Act not required	-31.96018102	141.4514752
BROKEN HILL	Former Gasworks	Cornish STREET	Gasworks	Contamination formerly regulated under the CLM Act	-31.96330562	141.4470611
BROKEN HILL	Broken Hill Kanandah Road Refuelling Depot	Kanandah ROAD	Other Petroleum	Regulation under CLM Act not required	-31.98543706	141.4196
BROKEN HILL	Broken Hill Gas Turbines	76A Pinnacles ROAD	Unclassified	Regulation under CLM Act not required	-33.43673058	148.358727
BROKEN HILL	Broken Hill Railway Yard	Crystal STREET	Landfill	Under assessment	-31.9690434	141.4563004
BROOKLYN	Former Oyster Farm	139 Brooklyn (Off Government) ROAD	Unclassified	Regulation under CLM Act not required	-33.54716867	151.2229744
BROOKVALE	Coles Express Service Station Brookvale	198 Harbord ROAD	Service Station	Regulation under CLM Act not required	-33.76332299	151.2794028
BROOKVALE	Woolworths Petrol Brookvale	756 Pittwater ROAD	Service Station	Regulation under CLM Act not required	-33.76170587	151.2762411
BROOKVALE	Caltex Service Station Brookvale	740-742 Pittwater ROAD	Service Station	Regulation under CLM Act not required	-33.76146721	151.2745358
BROOKVALE	Harrison Manufacturing	75 Old Pittwater ROAD	Other Industry	Regulation under CLM Act not required	-33.76497282	151.2637961
BROOKVALE	Brookvale Bus Depot	630-636 Pittwater ROAD	Other Petroleum	Regulation under CLM Act not required	-33.76641698	151.2705659
BROOKVALE	Warringah Mall	Cnr Condamine Street, Old Pittwater Rd & Cross STREET	Other Industry	Regulation under CLM Act not required	-33.76729923	151.2657272
BROOKVALE	Littles Dry Cleaning	123 Old Pittwater ROAD	Other Industry	Regulation under CLM Act not required	-33.76759121	151.2625932
BROOMS HEAD	Former Brooms Head General Store and Service Station	92 Ocean ROAD	Service Station	Regulation under CLM Act not required	-29.60711599	153.3346312

Suburb	SiteName	Address	ContaminationActivityType	ManagementClass	Latitude	Longitude
BROWNSVILLE	Caltex Service Station	342 Kanahooka ROAD	Service Station	Regulation under CLM Act not required	-34.48591734	150.8064373
BRUNSWICK HEADS	Caltex Service Station	5 Tweed STREET	Service Station	Regulation under CLM Act not required	-28.5381619	153.5487135
BUDGEWOI	Colongra Power Station	Off Scenic DRIVE	Other Industry	Under assessment	-33.21463137	151.5529338
BULAHDELAH	Caltex Service Station	8 Red Gum Road, Corner Mahogany STREET	Service Station	Regulation under CLM Act not required	-32.39837094	152.2106015
BULAHDELAH	Former Caltex Service Station	53-59 Bulahdelah WAY	Service Station	Regulation under CLM Act not required	-32.40721638	152.2110291
BULAHDELAH	BP-branded (former Mobil) Service Station	73-75 Bulahdelah WAY	Service Station	Regulation under CLM Act not required	-32.40971018	152.2105785
BULLABURRA	Former Burmah Bullaburra Service Station	367 - 369 Great Western HIGHWAY	Service Station	Regulation under CLM Act not required	-33.72482995	150.4124537
BULLI	Scrap Yard	7 Molloy STREET	Other Industry	Contamination formerly regulated under the CLM Act	-34.33663195	150.9131154
BULLI	Bulli Brickworks	Quilkey PLACE	Other Industry	Regulation under CLM Act not required	-34.33263113	150.9086247
BUNGALORA	Former landfill area	Part of 840 Terranora ROAD	Other Industry	Regulation under CLM Act not required	-28.2424318	153.4789209
BUNGENDORE	Former Timber Treatment Plant	Corner King Street and Butmaroo STREET	Other Industry	Contamination formerly regulated under the CLM Act	-35.26151273	149.4434907
BUNGENDORE	Bungendore Railway Station and Rail Corridor	Bungendore STREET	Unclassified	Contamination currently regulated under CLM Act	-35.25397326	149.4470058
BUNGENDORE	Bungendore former Station Masters Cottage	16 Majara STREET	Unclassified	Under assessment	-35.254941	149.44633
BUNGENDORE	Bungendore to Captains Flats – Rail Corridor	Lot 1 DP 189797 FORMATION	Unclassified	Under assessment	-35.588098	149.436721
BURNT YARDS	Junction Reefs Gold Mine (ML 1242 and MPL 273)	Bakers ROAD	Metal Industry	Regulation under CLM Act not required	-33.61252265	148.9989385

Suburb	SiteName	Address	ContaminationActivityType	ManagementClass	Latitude	Longitude
BURONGA	Caltex Service Station	Sturt Hwy Cnr Silver City HIGHWAY	Service Station	Regulation under CLM Act not required	-34.17056496	142.1813847
BURWOOD	Burwood STA Depot	Cnr Shaftesbury and Parramatta ROADS	Other Industry	Contamination formerly regulated under the CLM Act	-33.86982934	151.1089057
BYRON BAY	Residential Development	Lot 15 Seaview STREET	Unclassified	Regulation under CLM Act not required	-28.65214464	153.6165573
BYRON BAY	Butler Street Reserve Byron Bay	Butler STREET	Landfill	Under assessment	-28.64340617	153.6099674
CABARITA	Dulux (Orica Australia)	Cabarita ROAD	Chemical Industry	Contamination formerly regulated under the CLM Act	-33.84643972	151.1157115
CABARITA	Wellcome Soil Containment Cells Cabarita	47 and 48 Phillips STREET	Other Industry	Ongoing maintenance required to manage residual contamination (CLM Act)	-33.85250251	151.1176366
CABRAMATTA	Caltex (former Mobil) Lansvale Service Station	141 Hume HIGHWAY	Service Station	Contamination formerly regulated under the CLM Act	-33.89442261	150.9571507
CABRAMATTA	Caltex Service Station Cabramatta	168 John STREET	Service Station	Regulation under CLM Act not required	-33.89422314	150.9279279
CABRAMATTA	Cabramatta Creek	17 A and 19A Liverpool Street STREET	Unclassified	Regulation under CLM Act not required	-33.90284952	150.9415616
CABRAMATTA WEST	BP Cabramatta (Lansvale)	115-119 Hume HIGHWAY	Service Station	Contamination currently regulated under CLM Act	-33.89373753	150.9587201
CABRAMURRA	Selwyn Snowfields /Selwyn Snow Resort	213A Kings Cross ROAD	Other Industry	Regulation under CLM Act not required	-35.90869221	148.4565678
CALGA	Former service station	101 Peats Ridge ROAD	Service Station	Contamination formerly regulated under the CLM Act	-33.37592138	151.2254951
CALLALA BEACH	Callala Beach General Store	(formerly 1 Quay Rd) 114A Quay ROAD	Service Station	Regulation under CLM Act not required	-35.0101817	150.6964322
CAMBRIDGE GARDENS	Caltex Cambridge Park	1 Boomerang PLACE	Service Station	Regulation under CLM Act not required	-33.74068794	150.717174
CAMDEN	Camden High School (former)	John STREET	Gasworks	Regulation under CLM Act not required	-34.05114079	150.6951285

Suburb	SiteName	Address	ContaminationActivityType	ManagementClass	Latitude	Longitude
CAMDEN	Caltex Camden Service Station	21 Barsden STREET	Service Station	Regulation under CLM Act not required	-34.05808413	150.6914744
CAMDEN SOUTH	Coles Express Service Station Camden South	273 Old Hume HIGHWAY	Service Station	Regulation under CLM Act not required	-34.08660995	150.6945444
CAMELLIA	Hymix Concrete	14 Grand AVENUE	Metal Industry	Contamination currently regulated under CLM Act	-33.82243454	151.044789
CAMELLIA	Mauri Foods	15 Grand AVENUE	Other Industry	Regulation being finalised	-33.81996985	151.0335725
CAMELLIA	James Hardie Factory (former, eastern portion)	1 Grand AVENUE	Other Industry	Ongoing maintenance required to manage residual contamination (CLM Act)	-33.81822448	151.0260958
CAMELLIA	Bitumen Manufacturer	12 Grand AVENUE	Other Industry	Contamination currently regulated under CLM Act	-33.82189695	151.0429251
CAMELLIA	Hambear	14 Thackeray STREET	Metal Industry	Regulation under CLM Act not required	-33.81920482	151.0419394
CAMELLIA	Former Asciano Properties	37A and 39 Grand AVENUE	Chemical Industry	Contamination currently regulated under CLM Act	-33.82056014	151.0443331
CAMELLIA	Railway Land	27 Grand AVENUE	Other Industry	Regulation under CLM Act not required	-33.81910822	151.0382483
CAMELLIA	Wrigg	13 Grand AVENUE	Metal Industry	Under preliminary investigation order	-33.81971361	151.0321525
CAMELLIA	Former Shell Clyde Refinery	Durham STREET	Other Petroleum	Contamination currently regulated under CLM Act	-33.82804924	151.0378966
CAMELLIA	Council Reserve	11B Grand AVENUE	Metal Industry	Regulation under CLM Act not required	-33.81850502	151.0302425
CAMELLIA	Veolia	37 Grand AVENUE	Chemical Industry	Contamination currently regulated under CLM Act	-33.81980027	151.0430689
CAMELLIA	Sydney Water	41 Grand AVENUE	Chemical Industry	Contamination formerly regulated under the CLM Act	-33.8217493	151.0453367
CAMELLIA	Maritime Services Board	33A Grand AVENUE	Metal Industry	Regulation under CLM Act not required	-33.81836086	151.0401249

Suburb	SiteName	Address	ContaminationActivityType	ManagementClass	Latitude	Longitude
CAMMERAY	Tunks Park	Brothers AVENUE	Landfill	Contamination formerly regulated under the CLM Act	-33.81734704	151.2113338
CAMMERAY	Coles Express Cammeray	477-483 Miller STREET	Service Station	Regulation under CLM Act not required	-33.82141124	151.2108658
CAMPBELLTOWN	Mobil Service Station	96-98 Queen STREET	Service Station	Regulation under CLM Act not required	-34.06407588	150.8170082
CAMPBELLTOWN	BP Macarthur Service Station	Cnr Blaxland ROAD and Campbelltown ROAD	Service Station	Regulation under CLM Act not required	-34.05312872	150.8234349
CAMPBELLTOWN	Former vehicle wrecking yard	38 Blaxland ROAD	Other Industry	Regulation under CLM Act not required	-34.06055735	150.8130598
CAMPERDOWN	Former Gee Graphics	27 Church STREET	Other Industry	Regulation under CLM Act not required	-33.88737747	151.1773616
CAMPERDOWN	O'Dea Reserve	Salisbury LANE	Landfill	Contamination formerly regulated under the CLM Act	-33.89072786	151.1736948
CAMPERDOWN	The Spruce	12-14 Marsden STREET	Other Industry	Regulation under CLM Act not required	-33.88720632	151.1784514
CAMPSIE	Budget Petroleum and adjacent property	403 Canterbury Road and 1 Una STREET	Service Station	Contamination currently regulated under CLM Act	-33.91605617	151.1086596
CAMPSIE	Former Sunbeam factory	60 Charlotte STREET	Other Industry	Contamination formerly regulated under the CLM Act	-33.92254225	151.1025796
CANLEY HEIGHTS	Former Caltex Canley Heights	368 Canley Vale ROAD	Service Station	Regulation under CLM Act not required	-33.88271081	150.9154176
CANLEY HEIGHTS	Caltex Canley Heights Service Station	280-286 Canley Vale ROAD	Service Station	Regulation under CLM Act not required	-33.88393501	150.9241656
CANLEY VALE	Coles Express Lansvale	99 Hume HIGHWAY	Service Station	Regulation under CLM Act not required	-33.89295753	150.9606136
CANLEY VALE	Former Mobil Service Station	96 Canley Vale ROAD	Service Station	Regulation under CLM Act not required	-33.88591573	150.9369801
CANOWINDRA	BP-branded Jasbe Service Station	76 Rodd STREET	Service Station	Regulation under CLM Act not required	-33.56131773	148.6682805

Suburb	SiteName	Address	ContaminationActivityType	ManagementClass	Latitude	Longitude
CANTERBURY	Metro Petroleum Service Station	13-19 Canterbury ROAD	Service Station	Contamination currently regulated under CLM Act	-33.90783455	151.125207
CAPTAINS FLAT	Rail corridor adjacent to Lake George Mine	1 Copper Creek Road ROAD	Other Industry	Contamination currently regulated under CLM Act	-35.59038471	149.4382246
CAPTAINS FLAT	Captains Flat former Station Masters Cottage	2 Copper Creek ROAD	Other Industry	Contamination currently regulated under CLM Act	-35.59027127	149.4384122
CAPTAINS FLAT	Captains Flat Rail Corridor	Copper Creek ROAD	Other Industry	Contamination currently regulated under CLM Act	-35.590513	149.438729
CARDIFF	7-Eleven Service Station	399 Main ROAD	Service Station	Regulation under CLM Act not required	-32.93391137	151.6562111
CARDIFF	Former Caltex Service Station	367 Main ROAD	Service Station	Regulation under CLM Act not required	-32.93761223	151.6577781
CARDIFF	Maneela Oval	Main ROAD	Other Industry	Regulation under CLM Act not required	-32.93018443	151.6435559
CARDIFF	Former Mobil Depot	7 Ranton STREET	Other Petroleum	Regulation under CLM Act not required	-32.94516764	151.6470387
CARDIFF	BP Service Station (Reliance Petroleum)	Corner Sturt and Main ROADS	Service Station	Regulation under CLM Act not required	-32.93792229	151.6569905
CARDIFF	Woolworths (former Mobil) Cardiff Service Station	43 Macquarie ROAD	Service Station	Regulation under CLM Act not required	-32.94118246	151.6578195
CARINGBAH	Adjacent to Spirent Australia	101-103 Cawarra ROAD	Other Industry	Contamination formerly regulated under the CLM Act	-34.03360747	151.1245577
CARINGBAH	Former Consumer Health Products Manufacturer	32-40 Cawarra ROAD	Other Industry	Regulation under CLM Act not required	-34.03024369	151.1277755
CARINGBAH	Caltex Lilli Pilli Service Station	477-481 Port Hacking ROAD	Service Station	Regulation under CLM Act not required	-34.05243807	151.1216353
CARINGBAH	7-Eleven Service Station	367 The KINGSWAY	Service Station	Regulation under CLM Act not required	-34.03948677	151.1203268
CARINGBAH	Spirent Australia	105 Cawarra ROAD	Other Industry	Contamination formerly regulated under the CLM Act	-34.03425343	151.1245092

Suburb	SiteName	Address	ContaminationActivityType	ManagementClass	Latitude	Longitude
CARINGBAH	BP Service Station Caringbah	54 Captain Cook DRIVE	Service Station	Regulation under CLM Act not required	-34.032986	151.1250656
CARINGBAH	113 Willarong Road Caringbah NSW	113 Willarong Road Caringbah ROAD	Landfill	Under assessment	-34.0368217	151.1199978
CARLINGFORD	Caltex Service Station Carlingford	131 Pennant Hills ROAD	Service Station	Regulation under CLM Act not required	-33.78762398	151.0279422
CARLINGFORD	Caltex Service Station	797 Pennant Hills ROAD	Service Station	Regulation under CLM Act not required	-33.7757819	151.0516532
CARLTON	Shell Coles Express Service Station	277 Princes HIGHWAY	Service Station	Regulation under CLM Act not required	-33.9748579	151.1272732
CARRINGTON	Commercial Metals Company (CMC) Australia Pty Ltd	117-121 Bourke STREET	Other Industry	Regulation under CLM Act not required	-32.9148832	151.7677193
CARRINGTON	Carrington redevelopment site	11 Howden STREET	Other Industry	Regulation under CLM Act not required	-32.91309509	151.7625341
CARRINGTON	Forgacs Dockyard	81 Denison STREET	Other Industry	Regulation under CLM Act not required	-32.9207441	151.764816
CARRINGTON	NAT vacant land	Bourke STREET	Unclassified	Regulation under CLM Act not required	-32.91276029	151.7685894
CARRINGTON	Dyke Point Containment Cell	Dyke ROAD	Other Industry	Regulation under CLM Act not required	-32.91763422	151.7727101
CARRINGTON	Carrington Coal Tar Pavements	Bourke Street to Dyke ROAD	Other Industry	Regulation under CLM Act not required	-32.91441348	151.770271
CARRINGTON	Pasminco Ship Loader	Dyke Berth 2 (off Bourke Street) OTHER	Metal Industry	Regulation under CLM Act not required	-32.9148698	151.7716837
CARSS PARK	Vacant Property	334 Princes HIGHWAY	Other Industry	Regulation under CLM Act not required	-33.98628486	151.1133908
CARSS PARK	Kogarah War Memorial Pool	78 Carwar AVENUE	Other Industry	Regulation under CLM Act not required	-33.9889195	151.1178227
CARWELL	Cement Australia Carwell Creek Quarries	Quarry ROAD	Other Industry	Regulation under CLM Act not required	-32.85570277	149.9170908

Suburb	SiteName	Address	ContaminationActivityType	ManagementClass	Latitude	Longitude
CASINO	Caltex Service Station and Depot Casino	28 & 32 Dyraaba STREET	Service Station	Regulation under CLM Act not required	-28.85488567	153.044806
CASINO	Caltex Service Station	96 Centre STREET	Service Station	Regulation under CLM Act not required	-28.86539567	153.0450654
CASINO	Former Gasworks	134-136 North STREET	Gasworks	Regulation under CLM Act not required	-28.86080712	153.0526043
CASINO	Woolworths Service Station Casino	130 Canterbury STREET	Service Station	Regulation under CLM Act not required	-28.86231341	153.0464642
CASINO	18 Beith Street, Casino	18 Beith STREET	Unclassified	Regulation under CLM Act not required	-28.84951426	153.0446585
CASINO	Corner Store	30 Barker STREET	Service Station	Regulation under CLM Act not required	-28.86316792	153.0389124
CASINO	Casino Roadhouse	86 Johnston STREET	Service Station	Contamination formerly regulated under the CLM Act	-28.85960698	153.0562429
CASINO	Casino Roadhouse	5A Bent STREET	Landfill	Under assessment	-28.853905	153.044083
CASULA	Caltex Casula Service Station	646 Hume HIGHWAY	Service Station	Regulation under CLM Act not required	-33.95641262	150.8934783
CATHERINE HILL BAY	Catherine Hill Bay Coal Handling and Preparation Plant	1A Keene STREET	Other Industry	Regulation under CLM Act not required	-33.16120556	151.6302456
CESSNOCK	Caltex Cessnock Service Station	103-105 Wollombi (Cnr James Street) ROAD	Service Station	Regulation under CLM Act not required	-32.83936243	151.3430078
CESSNOCK	Former Mobil Service Station	102 Wollombi ROAD	Service Station	Regulation under CLM Act not required	-32.83844074	151.3436022
CESSNOCK	Former Service Station	2-4 Allandale ROAD	Service Station	Regulation under CLM Act not required	-32.83118911	151.3560677
CESSNOCK	Lot 340 DP 755215	Old Maitland ROAD	Gasworks	Regulation under CLM Act not required	-32.822025	151.379859
CESSNOCK	Cessnock Former Landfill	Quarry St and Maitland Sts STREET	Landfill	Under assessment	-32.822275	151.379365

Suburb	SiteName	Address	ContaminationActivityType	ManagementClass	Latitude	Longitude
CHARBON	Charbon Colliery	Clarence ROAD	Other Industry	Regulation under CLM Act not required	-32.92390131	149.9839098
CHARLESTOWN	7-Eleven Charlestown	273 Charlestown ROAD	Service Station	Regulation under CLM Act not required	-32.95797076	151.6896275
CHARLESTOWN	Caltex Service Station	81 Pacific HIGHWAY	Service Station	Contamination currently regulated under CLM Act	-32.96715274	151.6955462
CHARLESTOWN	Caltex Woolworths (Former BP)	91-93 Pacific HIGHWAY	Service Station	Contamination formerly regulated under the CLM Act	-32.96631255	151.6959086
CHARLESTOWN	Ausgrid Powell Street Depot	8 Powell STREET	Other Industry	Regulation under CLM Act not required	-32.95912375	151.6944136
CHARMHAVEN	Caltex Charmhaven Service Station	13-15 Pacific HIGHWAY	Service Station	Regulation under CLM Act not required	-33.21655768	151.5091452
CHATSWOOD	Former Caltex Chatswood Service Station	607 Pacific HIGHWAY	Service Station	Contamination formerly regulated under the CLM Act	-33.80396472	151.1795766
CHATSWOOD	Woolworths Chatswood	364-366 Eastern Valley WAY	Service Station	Regulation under CLM Act not required	-33.78667419	151.2010828
CHATSWOOD	Caltex Service Station Chatswood	572 Pacific HIGHWAY	Service Station	Regulation under CLM Act not required	-33.80381271	151.1789656
CHATSWOOD	Auto Repairs	2 Devonshire STREET	Service Station	Regulation under CLM Act not required	-33.8015482	151.1859632
CHATSWOOD	Coles Express Service Station Chatswood	877-879 Pacific HIGHWAY	Service Station	Regulation under CLM Act not required	-33.79182176	151.1804867
CHATSWOOD	Chatswood Toyota	728 Pacific HIGHWAY	Service Station	Contamination formerly regulated under the CLM Act	-33.79654247	151.1776136
CHERRYBROOK	Caltex Service Station	67 Shepherds DRIVE	Service Station	Regulation under CLM Act not required	-33.72069183	151.0451415
CHESTER HILL	Former Orica, Chester Hill	127 Orchard ROAD	Chemical Industry	Contamination formerly regulated under the CLM Act	-33.8869823	150.9952873
CHESTER HILL	Various industrial premises	191 Miller ROAD	Chemical Industry	Under assessment	-33.88412112	150.9947587

Suburb	SiteName	Address	ContaminationActivityType	ManagementClass	Latitude	Longitude
CHESTER HILL	191 Miller Road & 149 Orchard Road Chester Hill	191 Miller Road & 149 Orchard ROAD	Chemical Industry	Contamination currently regulated under CLM Act	-33.884088	150.994779
CHIPPENDALE	Cnr Regent Street & Wellington Street, Chippendale	Wellington STREET	Chemical Industry	Contamination currently regulated under CLM Act	-33.88668912	151.2015246
CHIPPING NORTON	Former Solchem (Mobil) Depot Chipping Norton	49-51 Riverside ROAD	Other Petroleum	Regulation under CLM Act not required	-33.91621314	150.9696948
CHIPPING NORTON	Former ACR	85-107 Alfred STREET	Chemical Industry	Contamination currently regulated under CLM Act	-33.92226795	150.9586496
CHISWICK	Former Sydney Wiremills (BHP) site	Blackwall Point ROAD	Other Industry	Regulation under CLM Act not required	-33.85131849	151.1369131
CHISWICK	9 -17 Bibby Street, Chiswick	9 -17 Bibby STREET	Other Industry	Regulation under CLM Act not required	-33.884088	150.994779
CHITTAWAY BAY	Former Caltex Chittaway Point	100 Chittaway ROAD	Service Station	Regulation under CLM Act not required	-33.32707555	151.4293546
CHULLORA	Chullora Railway Workshops	Worth STREET	Other Industry	Regulation under CLM Act not required	-33.88639388	151.0598201
CLANDULLA	Brogans Creek Quarry	Brogans Creek ROAD	Other Industry	Under assessment	-32.9851278	149.9587005
CLARENCE	Clarence Colliery	Chifley ROAD	Other Industry	Regulation under CLM Act not required	-33.46450217	150.2522729
CLARENDON	Coles Express Clarendon Service Station	244 Hawkesbury Valley WAY	Service Station	Regulation under CLM Act not required	-33.6083729	150.7890956
CLEARFIELD	Former Pamplings Dip Site	Off Clearfield ROAD	Cattle Dip	Regulation under CLM Act not required	-29.16287185	152.882974
CLYBUCCA	BP Service Station	2171 Pacific HIGHWAY	Service Station	Regulation under CLM Act not required	-30.93845014	152.9422791
CLYDE	7-Eleven Clyde	3 Parramatta Road, corner Harbord STREET	Service Station	Regulation under CLM Act not required	-33.83494433	151.0222628
CLYDE	4 Tennyson Street, Clyde NSW 2142	4 Tennyson STREET	Other Industry	Regulation under CLM Act not required	-33.83268843	151.0267361

Suburb	SiteName	Address	ContaminationActivityType	ManagementClass	Latitude	Longitude
CLYDE	Clyde Stabling and Maintenance Facility	Unwin STREET	Other Industry	Under assessment	-33.828974	151.025631
COBAR	Former Caltex (Bogas) Service Station Cobar	56-58 Marshall STREET	Service Station	Regulation under CLM Act not required	-31.49793339	145.8346684
COBAR	Mckinnons Gold Mine	Cobar ROAD	Metal Industry	Regulation under CLM Act not required	-31.78179755	145.693
COBAR	Caltex Service Station Cobar	99 Marshall (formerly Cnr Barrier Highway and Bathurst Street) STREET	Service Station	Regulation under CLM Act not required	-31.49631924	145.8275727
COBAR	Caltex Service Station	Lot 10 Railway PARADE	Service Station	Regulation under CLM Act not required	-31.49350124	145.8442372
COFFS HARBOUR	BP Service Station	134-136 Pacific HIGHWAY	Service Station	Contamination formerly regulated under the CLM Act	-30.29187037	153.1182106
COFFS HARBOUR	Dan Murphy's Coffs Harbour	10 Elbow STREET	Service Station	Regulation under CLM Act not required	-30.29439262	153.115069
COFFS HARBOUR	Mobil Service Station	314-316 Harbour DRIVE	Service Station	Contamination formerly regulated under the CLM Act	-30.3056983	153.131966
COFFS HARBOUR	Mobil Coffs Harbour Airport	Aviation DRIVE	Other Petroleum	Contamination formerly regulated under the CLM Act	-30.313385	153.1175018
COFFS HARBOUR	Woolworths Petrol	Park Beach Plaza, Arthur STREET	Service Station	Regulation under CLM Act not required	-30.28101154	153.132027
COFFS HARBOUR	Caltex Service Station	157 Orlando STREET	Service Station	Regulation under CLM Act not required	-30.28975334	153.1306354
COFFS HARBOUR	Coffs Harbour Slipway	38 Marina DRIVE	Other Industry	Regulation under CLM Act not required	-30.30325637	153.1441437
COFFS HARBOUR	Aussitel Backpackers Hostel	312 Harbour DRIVE	Service Station	Contamination formerly regulated under the CLM Act	-30.30585731	153.131645
COFFS HARBOUR	Coffs Harbour Airport Enterprise Park	Aviation DRIVE	Other Industry	Under assessment	-30.32062144	153.1181493
COLEAMBALLY	Former Mobil Coleambally Depot	19 Bencubbin AVENUE	Other Petroleum	Regulation under CLM Act not required	-34.80279552	145.8945239

Suburb	SiteName	Address	ContaminationActivityType	ManagementClass	Latitude	Longitude
COLLARENEBRI	Former Shell Depot	Corner Narran Street and Queen STREET	Other Petroleum	Regulation under CLM Act not required	-29.54114772	148.5789365
COLONGRA	Munmorah Colliery	Scenic DRIVE	Other Industry	Regulation under CLM Act not required	-33.21297737	151.5416882
COLONGRA	Endeavour Colliery	Scenic DRIVE	Other Industry	Regulation under CLM Act not required	-33.21297737	151.5416882
COLYTON	Coles Express (former Ampol) Service Station	86-88 Great Western HIGHWAY	Service Station	Contamination formerly regulated under the CLM Act	-33.77552363	150.7953105
CONCORD	Caltex Service Station	89 Parramatta ROAD	Service Station	Regulation under CLM Act not required	-33.86785624	151.0993769
CONCORD	Former Drycleaners	41 Majors Bay ROAD	Other Industry	Under assessment	-33.85696523	151.1037607
CONCORD WEST	Caltex Service Station - 369 -375 Concord Road, Concord West	369-375 Concord ROAD	Service Station	Regulation under CLM Act not required	-33.84113835	151.0888843
CONDOBOLIN	BP-Branded Service Station	38 Denison Street, corner Molong STREET	Service Station	Regulation under CLM Act not required	-33.08520378	147.1524976
CONDOBOLIN	Former Mobil Depot	6 Burnett STREET	Other Petroleum	Contamination formerly regulated under the CLM Act	-33.08010515	147.1642972
CONDOBOLIN	Former Ampol Depot	Cnr Parkes Road and Goobang STREET	Service Station	Regulation under CLM Act not required	-33.08034753	147.1642436
CONDOBOLIN	Former Caltex Depot	Parkes ROAD	Service Station	Regulation under CLM Act not required	-33.08255593	147.1585922
CONDOBOLIN	Mobil Condobolin Depot Railway Siding	Railway Siding behind 6 Burnett STREET	Other Petroleum	Regulation under CLM Act not required	-33.08058612	147.164225
CONSTITUTION HILL	Sydney Water Land	Caloola ROAD	Unclassified	Regulation under CLM Act not required	-33.79781738	150.9697436
COOGEE	Caltex Coogee Service Station	146-148 Coogee Bay Road, corner Mount STREET	Service Station	Regulation under CLM Act not required	-33.91989232	151.2517454
COOKS HILL	Former Council Depot Cooks Hill	152 Bruce Street and 115 Corlette STREET	Other Industry	Regulation under CLM Act not required	-32.93525537	151.7641074

Suburb	SiteName	Address	ContaminationActivityType	ManagementClass	Latitude	Longitude
COOLAC	Coolac Service Station	Corner Hume Highway and Coleman STREET	Service Station	Regulation under CLM Act not required	-34.95435052	148.1595525
COOLAH	BP Depot (Reliance Petroleum)	72 (formerly 17-23) Cunningham STREET	Other Petroleum	Regulation under CLM Act not required	-31.82275896	149.7243171
COOLONGOLOOK	Caltex Service Station	Pacific HIGHWAY	Service Station	Regulation under CLM Act not required	-32.21648325	152.322813
COOMA	Caltex Cooma Service Station	44 Sharp Street, corner Baron STREET	Service Station	Regulation under CLM Act not required	-36.23323489	149.1304134
COOMA	Former Mobil Cooma Depot	2 Commissioner STREET	Other Petroleum	Regulation under CLM Act not required	-36.23266081	149.1346674
COOMA	Former Caltex Cooma Depot	2 Short STREET	Service Station	Regulation under CLM Act not required	-36.2338672	149.1348862
COOMA	Lowes Petroleum Cooma Depot and Service Station (Former BP Reliance Petroleum)	2-4 Sharp STREET	Other Petroleum	Regulation under CLM Act not required	-36.22819468	149.1357696
COOMA	Woolworths Caltex Cooma Service Station	Bombala Street Cnr Massie STREET	Service Station	Regulation under CLM Act not required	-36.23364626	149.1267469
COOMA	Former Shell Depot	48-50 Bradley STREET	Other Petroleum	Regulation under CLM Act not required	-36.23448955	149.1347987
COOMA	Former Shell Service Station	48-52 Sharp STREET	Service Station	Contamination formerly regulated under the CLM Act	-36.23350402	149.1299514
COONABARABRAN	Former Mobil Depot	49 Cowper STREET	Other Petroleum	Regulation under CLM Act not required	-31.27096226	149.2818461
COONABARABRAN	Shell Coles Express Service Station	2-6 John STREET	Service Station	Regulation under CLM Act not required	-31.27706775	149.27836
COONABARABRAN	Former Shell Coonabarabran CVRO	Corner Cowper St and Dawson St, formerly 51 Cowper STREET	Other Petroleum	Regulation under CLM Act not required	-31.27003745	149.281788
COONABARABRAN	Caltex Service Station	Cnr Dawson & Drummond STREET	Service Station	Regulation under CLM Act not required	-31.26994941	149.28183
COONABARABRAN	Caltex Service Station	85-87 John STREET	Service Station	Regulation under CLM Act not required	-31.27231215	149.2771297

Suburb	SiteName	Address	ContaminationActivityType	ManagementClass	Latitude	Longitude
COONAMBLE	Former Shell Coonamble Depot	Corner Aberford Street and Quambone ROAD	Other Petroleum	Regulation under CLM Act not required	-30.95349182	148.3793432
COONAMBLE	Caltex Service Station	Quambone ROAD	Service Station	Regulation under CLM Act not required	-30.95410067	148.3792167
COORANBONG	Former Poultry Farm - 91 Alton Road, Cooranbong	64 - 98 Alton ROAD	Unclassified	Regulation under CLM Act not required	-33.06860138	151.4512156
COORANBONG	Avondale Auto Centre	679 Freemans DRIVE	Service Station	Regulation under CLM Act not required	-33.06968809	151.4636293
COOTAMUNDRA	Former BP Depot	1-5 Murray STREET	Other Petroleum	Regulation under CLM Act not required	-34.62915841	148.0306962
COOTAMUNDRA	Caltex Service Station	26-34 Hovell STREET	Service Station	Regulation under CLM Act not required	-34.63624703	148.0347479
COOTAMUNDRA	Former Caltex Depot	219 Sutton STREET	Other Petroleum	Regulation under CLM Act not required	-34.65126548	148.0145283
COOTAMUNDRA	Former Ampol Service Station	72 Parker STREET	Service Station	Regulation under CLM Act not required	-34.63471008	148.0296112
COOTAMUNDRA	Cootamundra Gasworks	140-146 Hovell STREET	Gasworks	Contamination currently regulated under CLM Act	-34.64572841	148.0255049
COOTAMUNDRA	Former Amoco Depot	68-72 Hovell STREET	Other Petroleum	Contamination currently regulated under CLM Act	-34.63871124	148.0321134
COOTAMUNDRA	Former Ampol Cootamundra Rail Siding	Back Brawlin ROAD	Other Petroleum	Regulation under CLM Act not required	-34.65326425	148.0143068
CORAMBA	Martin Street	End of Martin Street and adjacent car park OTHER	Service Station	Ongoing maintenance required to manage residual contamination (CLM Act)	-30.22125208	153.0156997
CORNWALLIS	532 Cornwallis Road, Cornwallis	532 Cornwallis ROAD	Other Industry	Regulation under CLM Act not required	-33.57473895	150.7792839
COROWA	Corowa Shire Council Works Depot	24 Poseidon ROAD	Other Petroleum	Regulation under CLM Act not required	-35.98807923	146.3652266
COROWA	Former Ampol Corowa	10 Bow STREET	Service Station	Regulation under CLM Act not required	-35.99364786	146.3901259

Suburb	SiteName	Address	ContaminationActivityType	ManagementClass	Latitude	Longitude
COROWA	Cignall Corowa	280 Hume STREET	Service Station	Under preliminary investigation order	-36.00996015	146.3760437
CORRIMAL	Woolworths Petrol - Corrimal	275 Princes HIGHWAY	Service Station	Regulation under CLM Act not required	-34.37527426	150.8962637
CORRIMAL	7-Eleven Corrimal	138-146 Princes HIGHWAY	Service Station	Regulation under CLM Act not required	-34.36986818	150.8978241
COWRA	Landmark Fertiliser Storage Facility	Corner Young Road & Waratah STREET	Chemical Industry	Regulation under CLM Act not required	-33.84321832	148.6722578
COWRA	Lowes Petroleum (former BP Cowra Depot)	12 Campbell STREET	Other Petroleum	Regulation under CLM Act not required	-33.83803706	148.6977873
COWRA	Former Gasworks	30 Brougham STREET	Gasworks	Contamination currently regulated under CLM Act	-33.8389659	148.6963482
COWRA	Shell Depot	34 Brougham STREET	Other Petroleum	Contamination formerly regulated under the CLM Act	-33.83913341	148.6973491
COWRA	Former Railway Gatekeeper Residence Cowra	32 Brougham STREET	Gasworks	Regulation under CLM Act not required	-33.8389659	148.6963482
CRANGAN BAY	Former Service Station	555 and 565 Pacific HIGHWAY	Service Station	Contamination currently regulated under CLM Act	-33.17306517	151.6084446
CREMORNE	Shell Coles Express Service Station	225 Military ROAD	Service Station	Regulation under CLM Act not required	-33.83063306	151.226223
CRESTWOOD	Former Caltex Depot Queanbeyan	36 Kendall (Cnr Stephens Rd) AVENUE	Other Petroleum	Regulation under CLM Act not required	-35.34615546	149.207807
CRESTWOOD	Former BP Queanbeyan	64 Uriarra ROAD	Service Station	Regulation under CLM Act not required	-35.34646177	149.2246263
CROMER	Former Roche Products Dee Why Facility	100 South Creek ROAD	Other Industry	Contamination currently regulated under CLM Act	-33.73893118	151.2870389
CRONULLA	Breen Holdings	Bate Bay ROAD	Other Industry	Regulation under CLM Act not required	-34.03861737	151.1614114
CROWS NEST	Caltex Service Station	111-121 Falcon STREET	Service Station	Regulation under CLM Act not required	-33.82868236	151.2060317

Suburb	SiteName	Address	ContaminationActivityType	ManagementClass	Latitude	Longitude
CROYDON	Caltex Service Station	404-410 Liverpool ROAD	Service Station	Regulation under CLM Act not required	-33.88853994	151.115879
CROYDON	BP Ashfield	584 Parramatta ROAD	Service Station	Regulation under CLM Act not required	-33.87399409	151.1267296
CROYDON PARK	Mobil Service Station	334 Georges River ROAD	Service Station	Regulation under CLM Act not required	-33.89771626	151.0999194
CULBURRA BEACH	Former Shoalhaven City Council Garbage Depot	453 Culburra ROAD	Landfill	Under assessment	-34.938141	150.749764
CULCAIRN	Caltex Service Station	2883 Olympic HIGHWAY	Service Station	Regulation under CLM Act not required	-35.67441635	147.0356845
CULLEN BULLEN	Baal Bone Colliery	Castlereagh HIGHWAY	Other Industry	Regulation under CLM Act not required	-33.27193875	150.0587194
CUNDLETOWN	Caltex Service Station (1 Manning River Drive)	Old Pacific HIGHWAY	Service Station	Regulation under CLM Act not required	-31.89329598	152.5068225
CURL CURL	John Fisher Park	Corner Harbord and Abbott ROADS	Landfill	Regulation under CLM Act not required	-33.76622613	151.2860705
DACEYVILLE	Astrolabe Park	Cook AVENUE	Landfill	Regulation under CLM Act not required	-33.92963704	151.221773
DAPTO	7-Eleven Dapto	125 Princes HIGHWAY	Service Station	Regulation under CLM Act not required	-34.4983106	150.7912911
DAPTO	RailCorp Dapto	(Rear of property) 12-14 Hamilton STREET	Other Industry	Regulation under CLM Act not required	-34.50045405	150.787353
DAPTO	Nicheinvest Pty Ltd (Former service station)	133-139 Lakelands DRIVE	Service Station	Regulation under CLM Act not required	-34.50335	150.803177
DARLINGHURST	Proposed Retail Unit	139-155 Palmer STREET	Unclassified	Regulation under CLM Act not required	-33.87504688	151.2168106
DARLINGHURST	Cross City Tunnel	Riley Street and William STREET	Service Station	Contamination was addressed via the planning process (EP&A Act)	-33.87424636	151.2158305
DARLINGHURST	18-28 Neild Avenue, Darlinghurst	18-28 Neild AVENUE	Landfill	Regulation under CLM Act not required	-33.87876581	151.2276546

Suburb	SiteName	Address	ContaminationActivityType	ManagementClass	Latitude	Longitude
DARLINGTON	Redfern North Eveleigh Precinct – Paint Shop and Clothing Storesub-precincts	281 Wilson STREET	Unclassified	Under assessment	-33.893419	151.190342
DEE WHY	United Dee Why	148 Pacific Parade STREET	Service Station	Contamination currently regulated under CLM Act	-33.75569536	151.295963
DEE WHY	United Dee Why Pittwater	625 Pittwater Road, Cnr Mooramba ROAD	Service Station	Regulation under CLM Act not required	-33.7559565	151.2826053
DEE WHY	Caltex Service Station	793-797 Pittwater ROAD	Service Station	Regulation under CLM Act not required	-33.74566596	151.2920719
DEE WHY	Dee Why Town Centre	Pittwater ROAD	Other Industry	Regulation under CLM Act not required	-33.753169	151.2875805
DENHAM COURT	Denham Court Caravan Park and Service Station	505 Campbelltown ROAD	Service Station	Contamination currently regulated under CLM Act	-33.98208395	150.8459471
DENILIQUIN	Shell Coles Express Service Station	336 Victoria STREET	Service Station	Contamination formerly regulated under the CLM Act	-35.52373613	144.9807345
DENILIQUIN	Former Deniliquin Gasworks	365, 369 and 329-331 George and 380 and 386 Charlotte STREET	Gasworks	Under assessment	-35.52670898	144.9634996
DENILIQUIN	Landmark Fertiliser Storage Facility	99-101 Davidson STREET	Chemical Industry	Regulation under CLM Act not required	-35.52534735	144.975142
DENILIQUIN	Former Deniliquin Caltex Depot	116-118 Hardinge (Cnr Wood St) STREET	Service Station	Regulation under CLM Act not required	-35.53196985	144.9544597
DENILIQUIN	BP Depot (Reliance Petroleum)	125 - 127 Hardinge STREET	Service Station	Regulation under CLM Act not required	-35.53222124	144.9517397
DENILIQUIN	Former Shell Depot	143-147 Napier STREET	Other Petroleum	Regulation under CLM Act not required	-35.5342355	144.953169
DENILIQUIN	Previous Council depot site	392 - 394 Hay ROAD	Unclassified	Regulation under CLM Act not required	-35.51888562	144.977968
DENMAN	Former Industrial Site	10 Fontana WAY	Metal Industry	Regulation under CLM Act not required	-32.37945456	150.6868239
DENMAN	Former Industrial Site	9 Fontana WAY	Metal Industry	Regulation under CLM Act not required	-32.37911159	150.6869866

Suburb	SiteName	Address	ContaminationActivityType	ManagementClass	Latitude	Longitude
DORA CREEK	Former Service Station	4 Doree PLACE	Service Station	Regulation under CLM Act not required	-33.08452746	151.502415
DOUBLE BAY	64 Suttie Road, Double Bay NSW 2028	64 Suttie ROAD	Other Industry	Regulation under CLM Act not required	-33.88449649	151.2472734
DOYALSON	Part Lot 3 DP 259306	Off David STREET	Other Industry	Regulation under CLM Act not required	-33.20436131	151.5232558
DOYALSON	Munmorah Power Station	(Central Coast Highway) Scenic DRIVE	Other Industry	Under assessment	-33.20678347	151.540795
DOYALSON	Mannering Colliery (formerly Wyee)	Rutleys ROAD	Other Industry	Regulation under CLM Act not required	-33.17179576	151.5419248
DOYALSON NORTH	Caltex Service Station	235 Pacific HIGHWAY	Service Station	Regulation under CLM Act not required	-33.18501024	151.5526114
DOYALSON NORTH	Shell Coles Express Service Station	260-270 Pacific HIGHWAY	Service Station	Regulation under CLM Act not required	-33.18636608	151.5482399
DRUMMOYNE	Coles Express Service Station Drummoyne (Eastbound)	36-46 Victoria ROAD	Service Station	Regulation under CLM Act not required	-33.85576628	151.1593519
DRUMMOYNE	Former Dry Cleaners	225 Victoria ROAD	Chemical Industry	Regulation under CLM Act not required	-33.8507152	151.1537113
DRUMMOYNE	Coles Express Service Station Drummoyne South (Westbound)	39-45 Victoria ROAD	Service Station	Regulation under CLM Act not required	-33.85606575	151.1589061
DRUMMOYNE	Caltex Service Station	191-195 Lyons ROAD	Service Station	Regulation under CLM Act not required	-33.85699216	151.1460356
DUBBO	BP Reliance Petroleum Service Station (Former Mobil Depot)	107 Erskine STREET	Other Petroleum	Regulation under CLM Act not required	-32.24441287	148.6111704
DUBBO	Dubbo Police Station	143 Brisbane STREET	Other Petroleum	Regulation under CLM Act not required	-32.24652288	148.6034702
DUBBO	Shell Coles Express Service Station	131-133 Cobra STREET	Service Station	Regulation under CLM Act not required	-32.25511317	148.6126147
DUBBO	Shell Coles Express Service Station	45-49 Whylandra STREET	Service Station	Regulation under CLM Act not required	-32.2474598	148.5932769

Suburb	SiteName	Address	ContaminationActivityType	ManagementClass	Latitude	Longitude
DUBBO	Former Mobil depot	40-44 Morgan STREET	Other Petroleum	Regulation under CLM Act not required	-32.23912277	148.6182711
DUBBO	Caltex Service Station, Dubbo	60 Windsor PARADE	Service Station	Regulation under CLM Act not required	-32.25459322	148.6318
DUBBO	BP-Branded Service Station Dubbo West	51-63 Whylandra STREET	Service Station	Regulation under CLM Act not required	-32.24827657	148.5927084
DUBBO	Lowes Petroleum (BP-Branded) Depot, Dubbo	105 Erskine STREET	Service Station	Regulation under CLM Act not required	-32.24423247	148.6101676
DUBBO	Inland Petroleum (Former Shell) Depot	109 Erskine STREET	Other Petroleum	Regulation under CLM Act not required	-32.24470512	148.6124108
DUBBO	Former Caltex Depot	Phillip (corner Fitzroy) STREET	Service Station	Regulation under CLM Act not required	-32.24534863	148.6150144
DUBBO	Caltex Service Station	119 Bourke STREET	Service Station	Regulation under CLM Act not required	-32.24336464	148.6091931
DUBBO	Former Ambulance Station	165 Brisbane STREET	Other Petroleum	Contamination formerly regulated under the CLM Act	-32.24850755	148.6031749
DUBBO	United (former Volume Plus) Service Station	219-223 Cobra STREET	Service Station	Regulation under CLM Act not required	-32.2565155	148.6228586
DUBBO	Ampol Service Station, Dubbo	Cnr Brisbane Street and Cobra STREET	Service Station	Contamination currently regulated under CLM Act	-32.25322183	148.603164
DUDLEY	Dudley Public School	Cnr Ocean & Boundary STREET	Landfill	Regulation under CLM Act not required	-32.988184	151.716027
DULWICH HILL	Former Tyre Recapping	115-117 Constitution ROAD	Other Industry	Regulation under CLM Act not required	-33.90300876	151.1387724
DULWICH HILL	Denison Road Playground	194 Denison ROAD	Landfill	Regulation under CLM Act not required	-33.90121956	151.1404637
DUNEDOO	Former Shell Depot Dunedoo	Cnr Bolaro and Redbank STREET	Other Petroleum	Regulation under CLM Act not required	-32.01565761	149.3922418
DUNGOG	Lot 54 Common Rd	54 Common ROAD	Unclassified	Regulation under CLM Act not required	-32.39490989	151.739821

Suburb	SiteName	Address	ContaminationActivityType	ManagementClass	Latitude	Longitude
DUNGOG	Former HWC Maintenance Depot for Civil Engineering Works	86 Abelard STREET	Other Industry	Regulation under CLM Act not required	-32.40429396	151.7514073
DUNMORE	Equestrian Centre	71 Fig Hill LANE	Unclassified	Regulation under CLM Act not required	-34.62313393	150.8421544
DURAL	Caltex Dural Service Station	917-923 Old Northern ROAD	Service Station	Regulation under CLM Act not required	-33.68312075	151.0287519
DURAL	BP Dural Service Station	580 Old Northern ROAD	Service Station	Regulation under CLM Act not required	-33.69569985	151.0283357
DURAL	Caltex Service Station	530 Old Northern ROAD	Service Station	Regulation under CLM Act not required	-33.69348472	151.0202716
DURAL	Woolworths Service Station	532 Old Northern ROAD	Service Station	Regulation under CLM Act not required	-33.69348472	151.0202716
DURAL	21 John Radley Avenue, Dural	21 John Radley AVENUE	Landfill	Contamination currently regulated under CLM Act	-33.71718718	151.0331317
DURAL	Dural Quarry	54 Quarry ROAD	Landfill	Under assessment	-33.700731	151.053722
DURI	Duri Store	13 Railway AVENUE	Service Station	Contamination currently regulated under CLM Act	-31.21710021	150.8183675
EAGLE VALE	BP Service Station	Corner Eagle Vale Drive and Gould ROAD	Service Station	Regulation under CLM Act not required	-34.03128043	150.816363
EARLWOOD	RTA Land	3 Jackson PLACE	Unclassified	Regulation under CLM Act not required	-33.92724512	151.1433382
EARLWOOD	Wolli Creek Aqueduct	Unwin STREET	Unclassified	Regulation under CLM Act not required	-33.92788788	151.1480807
EARLWOOD	2, 4 & 6 Unwin Street Earlwood	2, 4 & 6 Unwin STREET	Landfill	Regulation under CLM Act not required	-33.92683761	151.149505
EAST BALLINA	Caltex East Ballina Service Station	34 Links AVENUE	Service Station	Regulation under CLM Act not required	-28.85009113	153.5829246
EAST GOSFORD	Presbyterian Aged Care Facility	8-18 Enid CRESCENT	Landfill	Regulation under CLM Act not required	-33.4376675	151.3577947

Suburb	SiteName	Address	ContaminationActivityType	ManagementClass	Latitude	Longitude
EAST GOSFORD	Mobil Service Station	44 Victoria STREET	Service Station	Contamination formerly regulated under the CLM Act	-33.43804781	151.353303
EAST GOSFORD	Hylton Moore Park	Althrop STREET	Landfill	Contamination currently regulated under CLM Act	-33.4352203	151.3601193
EAST MAITLAND	United Service Station East Maitland	164 (also known as 250) Newcastle STREET	Service Station	Regulation under CLM Act not required	-32.75245246	151.5869136
EAST MAITLAND	Woolworths Caltex Green Hills	14 Mitchell DRIVE	Service Station	Regulation under CLM Act not required	-32.76182386	151.5927863
EAST MAITLAND	Former Gasworks Site	Corner Melbourne Street and Brisbane STREET	Gasworks	Regulation under CLM Act not required	-32.74939199	151.5788783
EAST MAITLAND	Caltex East Maitland Service Station	Newcastle Road, Corner William STREET	Service Station	Regulation under CLM Act not required	-32.74883712	151.5829296
EAST TAMWORTH	Caltex Service Station	350-362 Armidale ROAD	Service Station	Regulation under CLM Act not required	-31.11401974	150.9613327
EASTERN CREEK	Caltex Service Station	M4 (Eastbound) MOTORWAY	Service Station	Regulation under CLM Act not required	-33.801607	150.8857989
EASTERN CREEK	Caltex Service Station M4 Motorway Westbound	M4 (Westbound) MOTORWAY	Service Station	Regulation under CLM Act not required	-33.80255701	150.8829211
EASTERN CREEK	Fulton Hogan Industries (formerly Pioneer Road Services)	Honeycomb DRIVE	Other Industry	Regulation under CLM Act not required	-33.80231274	150.8288299
EASTGARDENS	130-150 Bunnerong Road Eastgardens	130 - 150 Bunnerong ROAD	Other Industry	Regulation under CLM Act not required	-33.94230414	151.2248138
EASTLAKES	Former Shell Rosebery service station and adjacent land	275-279 Gardeners ROAD	Service Station	Contamination formerly regulated under the CLM Act	-33.92471289	151.2100772
EASTLAKES	Eastlakes Reserve	Evans AVENUE	Service Station	Contamination formerly regulated under the CLM Act	-33.92497291	151.2102725
EASTLAKES	Budget Petroleum Eastlakes	102 Maloney STREET	Service Station	Contamination formerly regulated under the CLM Act	-33.93120382	151.2054267
EASTLAKES	73 Gardeners Road	73 Gardeners ROAD	Unclassified	Regulation under CLM Act not required	-33.92541594	151.2182856

Suburb	SiteName	Address	ContaminationActivityType	ManagementClass	Latitude	Longitude
EASTWOOD	Former Mobil Service Station Eastwood	3-5 Trelawney (Cnr Rutledge St) STREET	Service Station	Regulation under CLM Act not required	-33.79273381	151.079584
EASTWOOD	34 Clanwilliam Street, Eastwood	34 Clanwilliam STREET	Other Industry	Regulation under CLM Act not required	-33.797095	151.073838
EDEN	Caltex Service Station	159 Imlay STREET	Service Station	Regulation under CLM Act not required	-37.06324099	149.9044022
EDEN	Former Caltex Eden Depot	80-82 Imlay STREET	Service Station	Contamination currently regulated under CLM Act	-37.0570984	149.9038538
EDENSOR PARK	Caltex Bonnyrigg Service Station, Edensor Park	549 Elizabeth DRIVE	Service Station	Regulation under CLM Act not required	-33.88840816	150.8822609
EDENSOR PARK	7-Eleven (former Mobil) Service Station	615-621 Cowpasture Road, corner Elizabeth DRIVE	Service Station	Regulation under CLM Act not required	-33.88326139	150.865591
EDGECLIFF	BP-branded (former Coles Express) Service Station	73-85A New South Head ROAD	Service Station	Regulation under CLM Act not required	-33.8769602	151.2311617
EDGEWORTH	Caltex Service Station	662 Main ROAD	Service Station	Regulation under CLM Act not required	-32.92566329	151.6278888
EDGEWORTH	Caltex-Woolworths Branded Service Station Edgeworth	738-742 Main ROAD	Service Station	Regulation under CLM Act not required	-32.92455492	151.6202897
EMERALD BEACH	Shell Coles Express Woolgoolga Service Station	1850 Pacific HIGHWAY	Service Station	Regulation under CLM Act not required	-30.16450856	153.1826673
EMERTON	7-Eleven Emerton	135-137 Popondetta ROAD	Service Station	Regulation under CLM Act not required	-33.74463908	150.8102251
EMPIRE BAY	Empire Bay Marina	16B Sorrento ROAD	Other Industry	Contamination currently regulated under CLM Act	-33.49305196	151.3643119
EMU HEIGHTS	7-Eleven Service Station	126 Old Bathurst ROAD	Service Station	Regulation under CLM Act not required	-33.74299098	150.6547098
EMU HEIGHTS	Woolworths Service Station	132 Old Bathurst ROAD	Service Station	Regulation under CLM Act not required	-33.7429739	150.6559655
EMU PLAINS	Woolworths Service Station	283 Great Western HIGHWAY	Service Station	Regulation under CLM Act not required	-33.75371349	150.6530165

Suburb	SiteName	Address	ContaminationActivityType	ManagementClass	Latitude	Longitude
ENGADINE	Former Caltex Service Station	995 Old Princes HIGHWAY	Service Station	Regulation under CLM Act not required	-34.06413459	151.0155734
ENGADINE	BP Service Station	1234 Princes HIGHWAY	Service Station	Contamination currently regulated under CLM Act	-34.07735416	151.01121
ENGADINE	BP Branded Service Station	963 Old Princes HIGHWAY	Service Station	Contamination currently regulated under CLM Act	-34.06428454	151.0167121
ENNGONIA	Clara Hart Village	17 Fourth AVENUE	Landfill	Under assessment	-29.31449	145.85403
EPPING	7-Eleven (former Mobil) Service Station	246 Beecroft ROAD	Service Station	Regulation under CLM Act not required	-33.77073552	151.080581
ERINA	Coles Express Service Station Erina	211 The Entrance ROAD	Service Station	Regulation under CLM Act not required	-33.43547804	151.3850522
ERINA	7-Eleven Erina	214 The Entrance ROAD	Service Station	Regulation under CLM Act not required	-33.43494257	151.3879511
ERINA	7-Eleven Service Station	96 The Entrance ROAD	Service Station	Regulation under CLM Act not required	-33.43786868	151.3729331
ERINA	Jaycar Electronics Store	1 Aston ROAD	Other Petroleum	Contamination currently regulated under CLM Act	-33.434878	151.3845431
ERINA	Caltex Service Station	155 The Entrance ROAD	Service Station	Regulation under CLM Act not required	-33.43824871	151.3801096
ERMINGTON	Blue Star Ermington	700 Victoria ROAD	Service Station	Regulation under CLM Act not required	-33.80859566	151.0660133
ERMINGTON	Caltex Service Station	562 Victoria ROAD	Service Station	Regulation under CLM Act not required	-33.81392814	151.0547543
ERSKINE PARK	Western Sydney Service Centre	25-55 Templar ROAD	Other Industry	Regulation under CLM Act not required	-33.81897822	150.7937394
ERSKINEVILLE	Redevelopment Site (Former Industrial Park) Erskineville	36/1A Coulson STREET	Other Industry	Regulation under CLM Act not required	-33.90325501	151.1855668
ERSKINEVILLE	Department of Housing	52 John STREET	Other Industry	Regulation under CLM Act not required	-33.8982925	151.1840284

Suburb	SiteName	Address	ContaminationActivityType	ManagementClass	Latitude	Longitude
ERSKINEVILLE	RailCorp land	Coulson STREET	Other Industry	Regulation under CLM Act not required	-33.90483899	151.1838804
ERSKINEVILLE	Lot 4/1A Coulson Street	Coulson STREET	Other Industry	Regulation under CLM Act not required	-33.90316549	151.1867963
ERSKINEVILLE	Area B - Public Domain / The Roadway	1A Coulson STREET	Other Petroleum	Regulation under CLM Act not required	-33.90499999	151.1873028
EUABALONG WEST	BP Euabalong West Depot (Reliance Petroleum)	12 Illewong STREET	Other Petroleum	Regulation under CLM Act not required	-33.05720426	146.3946386
EVANS HEAD	Evans Head Aerodrome	Memorial Airport DRIVE	Other Industry	Regulation under CLM Act not required	-29.10389976	153.4216791
EVANS HEAD	Bundjalung National Park	The Gap ROAD	Unclassified	Regulation under CLM Act not required	-29.24433977	153.3626472
EVANS HEAD	Evans Head Residential subdivision	Bounded by Currajong, Woodburn, Carrabeen Streets and Tuckeroo CRESCENT	Unclassified	Regulation under CLM Act not required	-29.1080969	153.4243577
EVELEIGH	Macdonaldtown Triangle	Burren STREET	Gasworks	Contamination being managed via the planning process (EP&A Act)	-33.89803492	151.186059
EVELEIGH	Australian Technology Park	Henderson ROAD	Other Industry	Regulation under CLM Act not required	-33.89634136	151.1944915
FAIRFIELD	Endeavour Energy Fairfield Zone Substation	22 Hedges STREET	Other Industry	Regulation under CLM Act not required	-33.86133019	150.9555899
FAIRFIELD EAST	Speedway-Branded Service Station Fairfield	251 The Horsley DRIVE	Service Station	Regulation under CLM Act not required	-33.8711661	150.9630077
FAIRFIELD HEIGHTS	7-Eleven Fairfield Heights	234 Hamilton (Cnr The Boulevarde) ROAD	Service Station	Regulation under CLM Act not required	-33.87208474	150.9373134
FAIRY MEADOW	Woolworths Petrol Service Station	47 Princes HIGHWAY	Service Station	Regulation under CLM Act not required	-34.39399705	150.8925369
FAIRY MEADOW	Caltex Fuel Depot and adjoining land	46 Montague STREET	Service Station	Contamination formerly regulated under the CLM Act	-34.40050499	150.8953125
FAIRY MEADOW	Deynal (Seeman)	51-59 Princes HIGHWAY	Service Station	Regulation under CLM Act not required	-34.39437085	150.8924666

Suburb	SiteName	Address	ContaminationActivityType	ManagementClass	Latitude	Longitude
FAIRY MEADOW	Dion's Bus Service	266 Princes HIGHWAY	Other Petroleum	Under assessment	-34.40551	150.891195
FALLS CREEK	805 Falls Road, Falls Creek NSW	805 Falls ROAD	Unclassified	Regulation under CLM Act not required	-34.994368	150.620648
FARLEY	Farley Wastewater Treatment Works	Owlpen LANE	Other Industry	Regulation under CLM Act not required	-32.74431314	151.5194217
FASSIFERN	Newstan Colliery	Fassifern ROAD	Other Industry	Regulation under CLM Act not required	-32.97942521	151.5660046
FASSIFERN	Former Arsenic Smelter	Fassifern ROAD	Other Industry	Regulation under CLM Act not required	-32.99649819	151.5618283
FEDERAL	Federal General Store	3-6 Federal DRIVE	Service Station	Contamination formerly regulated under the CLM Act	-28.65190728	153.4552976
FENNELL BAY	Fennell Bay Public School	2 Bay ROAD	Unclassified	Under assessment	-32.99152231	151.6014923
FERN BAY	Former service station	37 Fullerton (1006 Nelson Bay Road) STREET	Service Station	Regulation under CLM Act not required	-32.87245004	151.7939904
FIVE DOCK	7-Eleven Five Dock Service Station	231-235 Great North ROAD	Service Station	Regulation under CLM Act not required	-33.86488376	151.130002
FIVE DOCK	Caltex Five Dock Service Station	47 Ramsay Road, corner Fairlight STREET	Service Station	Regulation under CLM Act not required	-33.87002804	151.1301835
FORBES	BP (Former Mobil) Depot Forbes	3-15 Union STREET	Other Petroleum	Regulation under CLM Act not required	-33.37751977	148.0101422
FORBES	Former Gasworks	24-26 Union STREET	Gasworks	Contamination currently regulated under CLM Act	-33.37752036	148.0090064
FORBES	Woolworths (Former Save on Fuel) Service Station	26 Dowling STREET	Service Station	Regulation under CLM Act not required	-33.38148764	148.0109845
FORBES	BP Service Station Forbes	29 Dowling STREET	Service Station	Regulation under CLM Act not required	-33.38121776	148.0100351
FORBES	Former Shell Depot	Stephen STREET	Other Petroleum	Regulation under CLM Act not required	-33.37704755	148.0103001

Suburb	SiteName	Address	ContaminationActivityType	ManagementClass	Latitude	Longitude
FORBES	Caltex Service Station Forbes	Parkes ROAD	Service Station	Regulation under CLM Act not required	-33.36333714	148.0223727
FORESTVILLE	BP Service Station, Forestville	632 Warringah ROAD	Service Station	Contamination formerly regulated under the CLM Act	-33.75997969	151.2142944
FORESTVILLE	Shell Service Station	667 Warringah ROAD	Service Station	Contamination formerly regulated under the CLM Act	-33.76035336	151.2184929
FORRESTERS BEACH	Caltex Service Station	The Entrance Rd Cnr Bellevue ROAD	Service Station	Regulation under CLM Act not required	-33.40057818	151.4687631
FORSTER	Caltex Service Station	16-18 Lake STREET	Service Station	Regulation under CLM Act not required	-32.18306967	152.5162492
FORSTER	Shell (Kneebone's) Service Station	2-6 The Lakes WAY	Service Station	Regulation under CLM Act not required	-32.1946108	152.5145662
FORSTER	Enhance (Former Mobil) Service Station	86-88 Macintosh STREET	Service Station	Regulation under CLM Act not required	-32.19079468	152.5154847
FREDERICKTON	Former Service station	2-4 Great North ROAD	Service Station	Regulation under CLM Act not required	-31.03513998	152.8794105
FRENCHS FOREST	Former BP Service Station	Russell AVENUE	Service Station	Regulation under CLM Act not required	-33.75018093	151.2245005
FRENCHS FOREST	Former 7-Eleven / Mobil Beacon Hill Service Station, Frenchs Forest	312 Warringah ROAD	Service Station	Regulation under CLM Act not required	-33.75129647	151.2469656
FRESHWATER	Prime Service Station Freshwater	117 Harbord ROAD	Service Station	Regulation under CLM Act not required	-33.77286748	151.2794354
FRESHWATER	Former Dry Cleaners	121 Wyndora AVENUE	Other Industry	Regulation under CLM Act not required	-33.77425321	151.2821553
FRESHWATER	Srilax Pty Ltd	2 Soldiers AVENUE	Service Station	Regulation under CLM Act not required	-33.777383	151.286944
GATESHEAD	7-Eleven Gateshead	13-15 Pacific HIGHWAY	Service Station	Under assessment	-32.98743366	151.6923984
GEORGETOWN	Former Caltex Service Station	4 Georgetown ROAD	Service Station	Regulation under CLM Act not required	-32.91121105	151.7319693

Suburb	SiteName	Address	ContaminationActivityType	ManagementClass	Latitude	Longitude
GERRINGONG	Gerringong Cooperative	18 Belinda STREET	Other Petroleum	Regulation under CLM Act not required	-34.74518835	150.8181054
GILGANDRA	United (Former Mobil) Service Station	13 Castlereagh STREET	Service Station	Regulation under CLM Act not required	-31.71715641	148.6581574
GILGANDRA	Former Mobil Depot	2 Federation STREET	Other Petroleum	Regulation under CLM Act not required	-31.70937362	148.6522102
GILGANDRA	Former Mobil Depot	20 Federation STREET	Other Petroleum	Regulation under CLM Act not required	-31.70771744	148.6514198
GILGANDRA	Caltex Service Station Gilgandra	6425 Newell HIGHWAY	Service Station	Regulation under CLM Act not required	-31.72545524	148.65281
GILLENBAH	Caltex (Former Mobil) Narrandera Service Station	16321 - 16335 Newell HIGHWAY	Service Station	Regulation under CLM Act not required	-34.76124219	146.5398604
GIRRAWEEN	Industrial Galvanizers Girraween	56-58 Mandoon ROAD	Metal Industry	Contamination currently regulated under CLM Act	-33.80500693	150.9396743
GIRRAWEEN	Caltex Pendle Hill Service Station Girraween	602 Great Western HIGHWAY	Service Station	Regulation under CLM Act not required	-33.80827518	150.9421511
GLADESVILLE	Caltex Service Station	287-295 Victoria ROAD	Service Station	Regulation under CLM Act not required	-33.8285374	151.1268639
GLADESVILLE	Road Reserve	Pittwater ROAD	Other Industry	Regulation under CLM Act not required	-33.81603924	151.1355085
GLADESVILLE	Caltex Service Station	116 Victoria ROAD	Service Station	Regulation under CLM Act not required	-33.83575319	151.1277863
GLADESVILLE	Glade View Business Park	436-484 Victoria ROAD	Other Industry	Ongoing maintenance required to manage residual contamination (CLM Act)	-33.82382382	151.1223941
GLADSTONE	Barbers Auto Port	52-53 Barnard STREET	Service Station	Regulation under CLM Act not required	-31.02313668	152.9481617
GLEBE	The Hill and Jubilee Embankment	12 Maxwell ROAD	Other Industry	Regulation under CLM Act not required	-33.87573032	151.1776027
GLEN INNES	Ambulance Station	106 Bourke STREET	Unclassified	Regulation under CLM Act not required	-29.73805854	151.7313138

Suburb	SiteName	Address	ContaminationActivityType	ManagementClass	Latitude	Longitude
GLEN INNES	Telstra Depot Glen Innes	126 Lambeth STREET	Unclassified	Regulation under CLM Act not required	-29.73565341	151.7278271
GLEN INNES	Caltex Glen Innes Service Station	Meade Street, corner Church STREET	Service Station	Regulation under CLM Act not required	-29.73699014	151.7379335
GLEN INNES	Former Shell Depot	Lambeth STREET	Other Petroleum	Regulation under CLM Act not required	-29.7376309	151.7276309
GLEN INNES	Former Caltex Depot, Glen Innes	Lot 1 DP785636 Lambeth STREET	Other Petroleum	Regulation under CLM Act not required	-29.73525485	151.7279167
GLEN INNES	Council-owned Laneway	Lot 2 Lang STREET	Gasworks	Regulation under CLM Act not required	-29.74385432	151.7323049
GLEN INNES	Caltex Service Station	Cnr Taylor Street & Church STREET	Service Station	Regulation under CLM Act not required	-29.73289036	151.739653
GLEN INNES	Caltex Glen Innes Paddock	9979 New England HIGHWAY	Service Station	Regulation under CLM Act not required	-29.75608853	151.7344106
GLENBROOK	Caltex Service Station Glenbrook	78 Great Western HIGHWAY	Service Station	Regulation under CLM Act not required	-33.76545234	150.6215447
GLENDALE	Coles Express Glendale	593 Main ROAD	Service Station	Regulation under CLM Act not required	-32.92709242	151.637946
GLENDALE	Settlement Pond	65 Glendale DRIVE	Unclassified	Regulation under CLM Act not required	-32.93411399	151.6483695
GLENDALE	Former Service Station	334-342 Lake ROAD	Unclassified	Regulation under CLM Act not required	-32.92775076	151.6433463
GLENDALE	Woolworths Service Station	Stockland DRIVE	Service Station	Regulation under CLM Act not required	-32.93250548	151.6404097
GLENDENNING	7-Eleven Plumpton Service Station Glendenning	1 Dublin Street, corner Richmond ROAD	Service Station	Regulation under CLM Act not required	-33.73988232	150.8603323
GLENORIE	Caltex Glenorie Service Station	912 Old Northern ROAD	Service Station	Regulation under CLM Act not required	-33.60550946	151.0126731
GLENTHORNE	Caltex Taree Service Station	Manning River DRIVE	Service Station	Regulation under CLM Act not required	-31.94415251	152.4703511

Suburb	SiteName	Address	ContaminationActivityType	ManagementClass	Latitude	Longitude
GLOUCESTER	Caltex Service Station	141 Church STREET	Service Station	Regulation under CLM Act not required	-32.01222514	151.9579521
GOOLMANGAR	Goolmangar General Store	851 Nimbin ROAD	Service Station	Regulation under CLM Act not required	-28.74694441	153.225401
GOONELLABAH	Former Invercauld Road Cattle Dip	161 Invercauld ROAD	Cattle Dip	Contamination formerly regulated under the CLM Act	-28.83098216	153.3097337
GOSFORD	United (former Mobil) Depot	Corner Merinee Road and Bowen CRESCENT	Other Petroleum	Regulation under CLM Act not required	-33.41523225	151.3257069
GOULBURN	Former Goulburn Gasworks	1 Blackshaw ROAD	Gasworks	Ongoing maintenance required to manage residual contamination (CLM Act)	-34.75313166	149.725032
GOULBURN	Goulburn Tannery	13 Gibson STREET	Other Industry	Regulation under CLM Act not required	-34.73756525	149.72059
GOULBURN	Caltex Depot	13 Sloane STREET	Other Petroleum	Regulation under CLM Act not required	-34.77423152	149.7088626
GOULBURN	Metro Goulburn Depot	23 Braidwood ROAD	Other Petroleum	Regulation under CLM Act not required	-34.76217302	149.7170897
GOULBURN	Caltex Service Station	72-74 Clinton STREET	Service Station	Regulation under CLM Act not required	-34.75728157	149.7135824
GOULBURN	Caltex Service Station	68 Goldsmith STREET	Service Station	Regulation under CLM Act not required	-34.75054432	149.7192098
GOULBURN	Former Shell Autoport Service Station	Corner Bruce Street and Lagoon STREET	Service Station	Regulation under CLM Act not required	-34.74807885	149.7266246
GOULBURN	Coles Express Service Station	90 Cowper (Corner Clinton Street) STREET	Service Station	Regulation under CLM Act not required	-34.75566648	149.7107831
GOULBURN	Mobil Service Station	129 Lagoon STREET	Service Station	Contamination formerly regulated under the CLM Act	-34.74618793	149.7330484
GOULBURN	Caltex Service Station	315 Auburn, corner Bradley STREET	Service Station	Regulation under CLM Act not required	-34.74942293	149.7232692
GOULBURN	Former Mobil Service Station Goulburn	422-426 Auburn STREET	Service Station	Regulation under CLM Act not required	-34.74869879	149.7229392

Suburb	SiteName	Address	ContaminationActivityType	ManagementClass	Latitude	Longitude
GOULBURN	Goulburn Roundhouse	12 Braidwood ROAD	Other Industry	Contamination currently regulated under CLM Act	-34.77409903	149.7106462
GOULBURN	Goulburn JS Hollingworth & Wheat Siding Yards	Goulburn STREET	Other Industry	Under assessment	-34.7692435	149.7116195
GRAFTON	Former General Store and Service Station Grafton	161 Turf STREET	Service Station	Regulation under CLM Act not required	-29.67412811	152.9336609
GRAFTON	Lowes Petroleum (BP-Branded) Depot, Grafton	13 Orara STREET	Other Petroleum	Regulation under CLM Act not required	-29.67016421	152.918161
GRAFTON	Former Shell Depot	2 Milton STREET	Other Petroleum	Regulation under CLM Act not required	-29.67723019	152.9205374
GRAFTON	Grafton Works Depot	26-28 Bruce STREET	Other Petroleum	Regulation under CLM Act not required	-29.67975507	152.9249357
GRAFTON	Former BP Service Station (Reliance Petroleum)	202 Queen STREET	Service Station	Regulation under CLM Act not required	-29.67645469	152.9423977
GRAFTON	Woolworths Petrol	75 - 77 Fitzroy Street Cnr of Duke STREET	Service Station	Regulation under CLM Act not required	-29.69221713	152.9343562
GRAFTON	Caltex Service Station	Corner Villiers St and Fitzroy STREET	Service Station	Regulation under CLM Act not required	-29.69296308	152.9366431
GRAFTON	BP Service Station (Reliance Petroleum)	14 Villiers (Cnr Fitzroy) STREET	Service Station	Regulation under CLM Act not required	-29.69345456	152.9373123
GRAFTON	Former Mobil Depot Grafton	2-16 Bruce STREET	Other Petroleum	Regulation under CLM Act not required	-29.68093591	152.9231289
GRAFTON	Caltex Service Station	179 Prince STREET	Service Station	Regulation under CLM Act not required	-29.68600117	152.9371093
GRANVILLE	Caltex Service Station	144 Parramatta ROAD	Service Station	Regulation under CLM Act not required	-33.83039605	151.0109216
GRANVILLE	Australand	15-17 Berry STREET	Other Industry	Regulation under CLM Act not required	-33.83600073	151.0211988
GRANVILLE	Woolworths Service Station Granville	158 Clyde STREET	Service Station	Regulation under CLM Act not required	-33.84623338	151.0124885

Suburb	SiteName	Address	ContaminationActivityType	ManagementClass	Latitude	Longitude
GRANVILLE	Commercial Property	2B Factory STREET	Other Industry	Ongoing maintenance required to manage residual contamination (CLM Act)	-33.84173556	151.0165687
GRANVILLE	Old Granville Depot	23 Elizabeth STREET	Unclassified	Regulation under CLM Act not required	-33.83765925	151.008528
GRANVILLE	7-Eleven Service Station	154-160 Parramatta ROAD	Service Station	Regulation under CLM Act not required	-33.83022685	151.0101322
GRANVILLE	A'Becketts Creek	Albert STREET	Unclassified	Contamination currently regulated under POEO Act	-33.82735776	151.0112255
GREEN POINT	7-Eleven Green Point	388-390 Avoca DRIVE	Service Station	Regulation under CLM Act not required	-33.46259832	151.3639376
GREEN POINT	Green Point closed landfill	Koolang ROAD	Landfill	Under assessment	-33.450624	151.372888
GREENACRE	Former Plating Works	12 Claremont STREET	Unclassified	Regulation under CLM Act not required	-33.89992254	151.0386128
GREENACRE	7-Eleven (former Mobil) Service Station	301-305 Hume HIGHWAY	Service Station	Regulation under CLM Act not required	-33.90524488	151.0419971
GREENACRE	Caltex Service Station	87 - 91 Roberts ROAD	Service Station	Regulation under CLM Act not required	-33.90461089	151.0648581
GREENACRE	Coles Greenacre	13-19 Boronia ROAD	Other Industry	Regulation under CLM Act not required	-33.9061123	151.0561759
GREENACRE	Chullora Distribution Centre	41 Roberts Road, 2 Mayvic Street, and 27A & 27B Wentworth STREET	Other Industry	Regulation under CLM Act not required	-33.89911054	151.0673226
GREENWICH	Gore Creek Reserve - Drainage Line	St Vincents ROAD	Other Industry	Regulation under CLM Act not required	-33.82888693	151.1819101
GRENFELL	Former SRA Fuel Depot	Grafton STREET	Other Petroleum	Regulation under CLM Act not required	-33.89351237	148.1560188
GRENFELL	Grenfell Gasworks	Corner Gooloogong Road & Bourke STREET	Gasworks	Regulation under CLM Act not required	-33.89006016	148.1615443
GRETA	Coles Express Greta	122 New England HIGHWAY	Service Station	Regulation under CLM Act not required	-32.67656357	151.3872818

Suburb	SiteName	Address	ContaminationActivityType	ManagementClass	Latitude	Longitude
GRETA	redevelopment site	112-114 High STREET	Other Industry	Regulation under CLM Act not required	-32.67706709	151.3876682
GRETA	Former landfill	Hollingshed ROAD	Landfill	Regulation under CLM Act not required	-32.66705287	151.3923474
GREYSTANES	Metro Branded (former Mobil) Service Station	73 Ettalong ROAD	Service Station	Regulation under CLM Act not required	-33.81822648	150.9513946
GRIFFITH	Liberty Depot (former Shell CVRO) Griffith	6-10 Mackay AVENUE	Other Petroleum	Regulation under CLM Act not required	-34.2910045	146.063824
GRIFFITH	Former Murrumbidgee Irrigation Depot	55-77 Banna AVENUE	Other Industry	Regulation under CLM Act not required	-34.28858242	146.0567509
GRIFFITH	Mobil Depot - Griffith Airport	Off Rememberance DRIVE	Other Petroleum	Regulation under CLM Act not required	-34.25618872	146.0620449
GRIFFITH	Former Ampol Depot	32-34 Mackay AVENUE	Other Petroleum	Regulation under CLM Act not required	-34.2933331	146.0679503
GRIFFITH	Caltex Service Station and Depot	2-4 Mackay AVENUE	Service Station	Regulation under CLM Act not required	-34.2908766	146.0630815
GRIFFITH	Former Landmark Fertiliser Storage Facility	2-8 Jensen ROAD	Chemical Industry	Regulation under CLM Act not required	-34.29365599	146.0536413
GRIFFITH	Belford Petroleum (former Mobil) Depot	30 Banna AVENUE	Service Station	Regulation under CLM Act not required	-34.29042827	146.0595497
GRIFFITH	Former BP Service Station (Reliance Petroleum)	81 Banna AVENUE	Service Station	Regulation under CLM Act not required	-34.28851251	146.0540815
GUILDFORD	7-Eleven Service Station Guildford West	176 Fowler ROAD	Service Station	Regulation under CLM Act not required	-33.85149493	150.9722491
GUILDFORD	7-Eleven Guildford West	176 FOWLER STREET	Service Station	Regulation under CLM Act not required	-33.85149493	150.9722491
GULGONG	Lowes Petroleum (former BP) Depot Gulgong	6 Railway STREET	Other Petroleum	Regulation under CLM Act not required	-32.35950625	149.5461499
GULGONG	The Oval Site	Queen STREET	Unclassified	Regulation under CLM Act not required	-32.36169815	149.531075

Suburb	SiteName	Address	ContaminationActivityType	ManagementClass	Latitude	Longitude
GULMARRAD	BP Service Station Maclean	3976 Pacific HIGHWAY	Service Station	Regulation under CLM Act not required	-29.48537407	153.2004311
GUMLY GUMLY	Caltex Service Station	3723 Sturt HIGHWAY	Service Station	Regulation under CLM Act not required	-35.13590309	147.4424551
GUMLY GUMLY	Brick Kiln Reserve	Eunony Bridge ROAD	Landfill	Regulation under CLM Act not required	-35.12098411	147.4196309
GUNDAGAI	Former Mobil Depot	98 Mount STREET	Other Petroleum	Regulation under CLM Act not required	-35.08206783	148.096221
GUNNEDAH	Ampol Australia Petroleum Pty Ltd (previously Caltex Australia)	21 Abbott STREET	Service Station	Regulation under CLM Act not required	-30.98021001	150.2561856
GUNNEDAH	Former Shell Depot Gunnedah	85-89 Barber STREET	Other Petroleum	Regulation under CLM Act not required	-30.97949284	150.2507401
GUNNEDAH	Mobil Gunnedah Depot	16-24 Wentworth STREET	Other Petroleum	Regulation under CLM Act not required	-30.98428725	150.260609
GUNNEDAH	BP Depot Gunnedah	103 Mathias ROAD	Other Petroleum	Contamination currently regulated under CLM Act	-30.96665001	150.2326526
GUNNEDAH	BP Service Station	Corner Conadilly Street & Henry STREET	Service Station	Contamination formerly regulated under the CLM Act	-30.98116266	150.2583066
GUNNEDAH	Mobil Service Station	341 Conadilly STREET	Service Station	Contamination formerly regulated under the CLM Act	-30.9807394	150.2578428
GUNNEDAH	Property NSW Site	35-37 Abbott STREET	Other Petroleum	Regulation under CLM Act not required	-30.9789841	150.25737
GUNNEDAH	Former Telstra Line Depot	81 Barber STREET	Other Petroleum	Regulation under CLM Act not required	-30.97933809	150.2503121
GUNNEDAH	Adjacent to Service Station	Intersection of Henry Street and Conadilly STREET	Service Station	Contamination formerly regulated under the CLM Act	-30.98072588	150.2582802
GUNNEDAH	Former Caltex Depot	61 Railway AVENUE	Other Petroleum	Contamination formerly regulated under the CLM Act	-30.97953242	150.2494457
GUNNING	Gunning Motors	56 Yass STREET	Service Station	Regulation under CLM Act not required	-34.78159326	149.2684791

Suburb	SiteName	Address	ContaminationActivityType	ManagementClass	Latitude	Longitude
GURNANG	Oberon Correctional Centre	110 Gurnang ROAD	Other Petroleum	Under assessment	-32.748217	151.580843
GUYRA	Guyra Fourways Service Centre	87-89 Bradley STREET	Service Station	Regulation under CLM Act not required	-30.21728173	151.6722825
GUYRA	Caltex-branded Service Station	4352 New England HIGHWAY	Service Station	Regulation under CLM Act not required	-30.20601937	151.6757291
GUYRA	StateRail land leased to Incitec	Starr ROAD	Other Industry	Regulation under CLM Act not required	-30.23157011	151.6707135
GUYRA	Black Mountain - Former Cartan Residence	off Black Mountain Road ROAD	Other Industry	Under assessment	-30.305208	151.655985
GWANDALAN	Metro Petroleum Gwandalan (Formerly Gwandalan Auto Care)	47 Orana ROAD	Service Station	Regulation under CLM Act not required	-33.13632941	151.5813396
GWANDALAN	Former Gwandalan Landfill	Kanangra DRIVE	Landfill	Regulation under CLM Act not required	-33.17497722	151.5917107
GYMEA	7-Eleven (former Mobil) Gymea Service Station	110 Gymea Bay ROAD	Service Station	Regulation under CLM Act not required	-34.03745848	151.0848547
GYMEA	Coles Express Kirrawee	470 Princes (Cnr The Boulevarde) HIGHWAY	Service Station	Contamination currently regulated under CLM Act	-34.02735302	151.0845079
GYMEA	Former Shell Service Station Gymea	Gymea Bay ROAD	Service Station	Regulation under CLM Act not required	-34.04129676	151.0841328
HABERFIELD	7-Eleven Haberfield	25-35 Parramatta ROAD	Service Station	Contamination currently regulated under CLM Act	-33.88794591	151.14287
HALEKULANI	Former Halekulani Landfill	Macleay DRIVE	Landfill	Regulation under CLM Act not required	-33.21446301	151.5527625
HAMILTON	SRA Land	10 Maitland ROAD	Unclassified	Regulation under CLM Act not required	-32.91994358	151.7512417
HAMILTON	Taxi Services	116 Tudor STREET	Service Station	Contamination formerly regulated under the CLM Act	-32.92351606	151.7454742
HAMILTON	Caltex Hamilton	59-63 Tudor STREET	Service Station	Regulation under CLM Act not required	-32.92498593	151.7509313

Suburb	SiteName	Address	ContaminationActivityType	ManagementClass	Latitude	Longitude
HAMILTON	Newcastle Toyota	65 Tudor STREET	Other Petroleum	Regulation under CLM Act not required	-32.925171	151.7504048
HAMILTON	Hamilton Bus Depot	Cnr Denison Street and Gordon AVENUE	Other Petroleum	Regulation under CLM Act not required	-32.92687413	151.7501743
HAMILTON NORTH	Shell Newcastle Terminal	5 Chatham ROAD	Other Petroleum	Contamination formerly regulated under the CLM Act	-32.91630469	151.7408712
HAMILTON NORTH	Former Black and Decker Site	56 Clyde STREET	Metal Industry	Contamination currently regulated under CLM Act	-32.91080413	151.7358236
HAMILTON NORTH	Hamilton Gasworks	1 Chatham ROAD	Gasworks	Contamination currently regulated under CLM Act	-32.91362741	151.7406241
HAMILTON NORTH	Former ELMA Site	54 Clyde STREET	Other Industry	Contamination currently regulated under CLM Act	-32.91145768	151.7367691
HARDEN	SRA Site	31 Aurvill ROAD	Unclassified	Regulation under CLM Act not required	-34.54998656	148.3689577
HARDEN	SRA Site	51 Whitton LANE	Unclassified	Contamination formerly regulated under the CLM Act	-34.55396035	148.3713349
HARDEN	South West Fuel Harden	294 Albury STREET	Service Station	Regulation under CLM Act not required	-34.55007021	148.3513821
HAROLDS CROSS	Lot 59, Vernelly Road, Harolds Cross NSW 2622	Lot 59, Vernelly ROAD	Other Industry	Regulation under CLM Act not required	-35.55528436	149.5560649
HARRIS PARK	Dalley Street Reserve	2A Dalley STREET	Other Industry	Regulation under CLM Act not required	-33.82749123	151.0097539
HARTLEY VALE	Former Shale Oil Refinery	Lot 52 Hartley Vale ROAD	Unclassified	Contamination currently regulated under CLM Act	-33.52766912	150.2417878
HASTINGS POINT	Coles Express Hastings Point	99 Tweed Coast ROAD	Service Station	Regulation under CLM Act not required	-28.36914103	153.5725676
HAY	SRA Land	429, 431, 435, 437 & 439 Murray STREET	Other Industry	Regulation under CLM Act not required	-34.49965611	144.840976
HAY	SRA Land	443 Murray STREET	Other Industry	Contamination formerly regulated under the CLM Act	-34.49966753	144.8410778

Suburb	SiteName	Address	ContaminationActivityType	ManagementClass	Latitude	Longitude
HAY	Former Shell Hay Depot	391 Murray STREET	Other Petroleum	Regulation under CLM Act not required	-34.50028195	144.8463999
HAY	Former Mobil Depot Hay	397-399 Murray STREET	Other Petroleum	Regulation under CLM Act not required	-34.50019184	144.8456578
HAY SOUTH	Caltex Service Station	429-431 Moama STREET	Service Station	Regulation under CLM Act not required	-34.52001427	144.8380121
HAZELBROOK	Caltex Service Station Hazelbrook	198 Great Western HIGHWAY	Service Station	Regulation under CLM Act not required	-33.72106175	150.4520976
HEATHCOTE	Caltex Service Station	1344 Princes HIGHWAY	Service Station	Regulation under CLM Act not required	-34.08841066	151.0072048
HEATHCOTE	Caltex Service Station	1403 Princes HIGHWAY	Service Station	Regulation under CLM Act not required	-34.09059834	151.003752
HEATHCOTE	Shell Coles Express Service Station	1355 Princes HIGHWAY	Service Station	Regulation under CLM Act not required	-34.08780042	151.0069741
HEATHERBRAE	Bogas (Former Caltex) Service Station	3 Speedy Lock LANE	Service Station	Regulation under CLM Act not required	-32.78057822	151.7372135
HEATHERBRAE	Shell Coles Express Motto Farm Service Station	2137 Pacific HIGHWAY	Service Station	Regulation under CLM Act not required	-32.79835449	151.7176284
HEXHAM	QR National - Hexham Precinct	179 & 3/67 Maitland ROAD	Other Industry	Regulation under CLM Act not required	-32.83474038	151.6821895
HEXHAM	Caltex Diesel Stop	360 Maitland ROAD	Service Station	Regulation under CLM Act not required	-32.82844873	151.6851063
HEXHAM	Cummins Newcastle Facility Hexham	21 Galleghan STREET	Other Industry	Regulation under CLM Act not required	-32.83186739	151.686709
HEXHAM	BP Service Station (Reliance Petroleum)	Corner Pacific Highway and Old Maitland ROAD	Service Station	Regulation under CLM Act not required	-32.82756403	151.6846929
HEXHAM	Former Forgacs Site	21 Sparke STREET	Chemical Industry	Under assessment	-32.85464558	151.6988053
HEXHAM	Caltex-Bogas Warehouse	239 Old Maitland ROAD	Service Station	Regulation under CLM Act not required	-32.82899942	151.6861849

Suburb	SiteName	Address	ContaminationActivityType	ManagementClass	Latitude	Longitude
HEXHAM	Industrial Galvanizers	312 Pacific HIGHWAY	Metal Industry	Contamination currently regulated under POEO Act	-32.83457186	151.6884941
HEXHAM	14 Sparke St Hexham	14 Sparke STREET	Metal Industry	Under assessment	-32.85394328	151.6960863
HILLSTON	Former BP Depot Hillston	141-143 Cowper STREET	Other Petroleum	Regulation under CLM Act not required	-33.48823546	145.5381623
HOLBROOK	Caltex Truckstop	Hume HIGHWAY	Service Station	Regulation under CLM Act not required	-35.71332625	147.3207237
HOMEBUSH	Ausgrid Mason Park Substation	1 Underwood ROAD	Other Industry	Regulation under CLM Act not required	-33.85674677	151.0747044
HOMEBUSH BAY	SUEZ Waste Recycling Centre (WRC) and Cleanaway Liquid Waste Treatment Plant (LWTP)	Corner Pondage Link and Hill ROAD	Landfill	Regulation under CLM Act not required	-33.84359299	151.0593656
HOMEBUSH WEST	Caltex Service Station Homebush West	334-336 Parramatta ROAD	Service Station	Regulation under CLM Act not required	-33.8581543	151.0681261
HOMEBUSH WEST	Former Ford Landfill and Adjacent Land	22 Mandemar AVENUE	Landfill	Regulation under CLM Act not required	-33.86142424	151.0625556
HORNSBY	Midas Car Care Centre Hornsby	2A Linda STREET	Other Industry	Regulation under CLM Act not required	-33.70052215	151.1004786
HORNSBY	Coles Express Hornsby	194- 206 Pacific HIGHWAY	Service Station	Contamination currently regulated under CLM Act	-33.7071993	151.0991452
HORNSBY	Hornsby Train Maintenance Centre	1B Stephen STREET	Other Industry	Regulation under CLM Act not required	-33.69370022	151.1035939
HORSELY PARK	Horsley Park	Part of 14 Johnston CRESCENT	Landfill	Under assessment	-33.831658	150.826843
HOXTON PARK	Endeavour Energy Hoxton Park	490 Hoxton Park ROAD	Other Industry	Regulation under CLM Act not required	-33.92766437	150.8689069
HUNTERS HILL	Coles Express Hunters Hill	4 Ryde ROAD	Service Station	Regulation under CLM Act not required	-33.8317985	151.141655
HUNTERS HILL	Foreshore Land	Rear of 7, 9 & 11 Nelson PARADE	Other Industry	Contamination currently regulated under CLM Act	-33.84248362	151.1649249

Suburb	SiteName	Address	ContaminationActivityType	ManagementClass	Latitude	Longitude
HUNTERS HILL	7, 9 and 11 Nelson Parade Hunters Hill	7, 9 and 11 Nelson PARADE	Other Industry	Regulation under CLM Act not required	-33.84220148	151.1649724
HURLSTONE PARK	Former Telstra Depot	82 Canterbury ROAD	Service Station	Regulation under CLM Act not required	-33.90803171	151.1258121
HURLSTONE PARK	Former Speedway Petroleum Service Station	610 - 618 New Canterbury ROAD	Service Station	Contamination formerly regulated under the CLM Act	-33.90541228	151.1322009
HURLSTONE PARK	7-Eleven Hurlstone Park	670 New Canterbury ROAD	Service Station	Regulation under CLM Act not required	-33.90510388	151.1299825
HURSTVILLE GROVE	Moore Reserve	Morshead DRIVE	Landfill	Contamination currently regulated under CLM Act	-33.97920603	151.0873578
INGLEBURN	7-Eleven Ingleburn	72 Cumberland Road, corner Oxford ROAD	Service Station	Regulation under CLM Act not required	-34.00041505	150.8679742
INGLEBURN	85 Williamson Road, Ingleburn	85 Williamson ROAD	Landfill	Under assessment	-33.98926	150.858644
INVERELL	Former Shell Depot	25 Edward STREET	Other Petroleum	Regulation under CLM Act not required	-29.76151684	151.1182033
INVERELL	Former Service Station	20 Oliver STREET	Service Station	Regulation under CLM Act not required	-29.77229743	151.1152692
INVERELL	Former Caltex Depot Inverell	4 Edward STREET	Service Station	Regulation under CLM Act not required	-29.76123104	151.1147983
INVERELL	Former Mobil Inverell Depot	29-33 Edward STREET	Other Petroleum	Regulation under CLM Act not required	-29.76135322	151.1171412
INVERELL	Caltex Service Station	55-59 Ring STREET	Service Station	Regulation under CLM Act not required	-29.76204512	151.1141737
INVERELL	Former Mobil Service Station	Corner Otho Street and Henderson STREET	Service Station	Regulation under CLM Act not required	-29.7786926	151.1149921
INVERELL	Former Caltex Service Station	141 Otho STREET	Service Station	Regulation under CLM Act not required	-29.77819403	151.1145699
ISLINGTON	Caltex Service Station	240 Maitland ROAD	Service Station	Regulation under CLM Act not required	-32.91138644	151.7457701

Suburb	SiteName	Address	ContaminationActivityType	ManagementClass	Latitude	Longitude
ISLINGTON	Shell Pipeline Easement (vacant land)	24 Fern STREET	Other Petroleum	Regulation under CLM Act not required	-32.91706254	151.7473809
JAMISONTOWN	BP Service Station Jamisontown	124 - 128 Mulgoa ROAD	Service Station	Regulation under CLM Act not required	-33.76978323	150.6764977
JAMISONTOWN	Former Caltex Jamisontown	229-231 Mulgoa ROAD	Service Station	Regulation under CLM Act not required	-33.76661447	150.6784735
JAMISONTOWN	7-Eleven Service Station	92 Mulgoa ROAD	Service Station	Contamination currently regulated under CLM Act	-33.7667231	150.6796488
JANNALI	Former Mobil Service Station	121 Georges River ROAD	Service Station	Regulation under CLM Act not required	-34.01614613	151.0681921
JANNALI	Former IGA	541 Box ROAD	Other Industry	Regulation under CLM Act not required	-34.01602134	151.0660384
JENNINGS	Jennings Former Arsenic Poison Factory	Duke Street, Manor Street, and Ballandean STREET	Chemical Industry	Contamination currently regulated under CLM Act	-28.929342	151.9298622
JENNINGS	United Jennings Service Station	1823 New England HIGHWAY	Service Station	Regulation under CLM Act not required	-28.9323235	151.9260334
JESMOND	Caltex Service Station	27 Bluegum ROAD	Service Station	Regulation under CLM Act not required	-32.9029287	151.691164
JINDABYNE	BP Service Station (Reliance Petroleum)	8 Kosciuszko ROAD	Service Station	Regulation under CLM Act not required	-36.41478692	148.6178882
JINDABYNE	Caltex Service Station	50 Kosciuszko ROAD	Service Station	Regulation under CLM Act not required	-36.41395847	148.6225113
JINGELLIC	Former Jingellic School	3179 River ROAD	Other Industry	Regulation under CLM Act not required	-35.92649487	147.7010655
JUNEE	Subdivision Proposal	5858 Gundagai ROAD	Unclassified	Regulation under CLM Act not required	-34.87783587	147.6067578
JUNEE	United Junee Service Station	No. 118-134 BROADWAY	Service Station	Regulation under CLM Act not required	-34.86808328	147.5834883
JUNEE	Junee Railway Workshops	92 Harold STREET	Other Industry	Regulation under CLM Act not required	-34.88398375	147.5795301

Suburb	SiteName	Address	ContaminationActivityType	ManagementClass	Latitude	Longitude
KANAHOOKA	Former Dapto Smelter Site, Kanahooka (redeveloped)	Off Kanahooka ROAD	Metal Industry	Regulation under CLM Act not required	-34.4941348	150.8224482
KANDOS	Cement Australia Kandos Cement Works	1 Jamison STREET	Other Industry	Regulation under CLM Act not required	-32.86399912	149.9779259
KANWAL	Kanwal General Store and Fuel Supplies and Adjacent Land	68 and part of 70 Craigie AVENUE	Service Station	Contamination currently regulated under CLM Act	-33.26310031	151.4817395
KANWAL	Former Bus and Truck Rental Yard	645-647 Pacific Highway HIGHWAY	Other Petroleum	Regulation under CLM Act not required	-33.26233802	151.4825469
KARIONG	Coles Express Kariong	6 Central Coast HIGHWAY	Service Station	Regulation under CLM Act not required	-33.43443192	151.2963401
KARIONG	Caltex Service Station	Lot 2 Langford DRIVE	Service Station	Regulation under CLM Act not required	-33.43934827	151.2935447
KARUAH	BP Roadhouse Karuah	403 Tarean ROAD	Service Station	Regulation under CLM Act not required	-32.65371781	151.9629963
KATOOMBA	Aldi Stores	201 Katoomba STREET	Service Station	Regulation under CLM Act not required	-33.71756625	150.3101649
KATOOMBA	Former Katoomba/Leura Gasworks	Megalong STREET	Gasworks	Contamination currently regulated under CLM Act	-33.71304308	150.3194624
KELLYVILLE	Caltex Service Station	3-5 Windsor ROAD	Service Station	Regulation under CLM Act not required	-33.71436125	150.9602175
KELLYVILLE	BP Service Station Kellyville	19-23 Windsor ROAD	Service Station	Regulation under CLM Act not required	-33.71280997	150.9590756
KELSO	Caltex Service Station Kelso	19 Sydney ROAD	Service Station	Regulation under CLM Act not required	-33.41904247	149.6023985
KELSO	BP Service Station (Reliance Petroleum)	63 Sydney ROAD	Service Station	Regulation under CLM Act not required	-33.41925328	149.6076677
KELSO	23 Zagreb Street, Kelso NSW	23 Zagreb STREET	Other Industry	Regulation under CLM Act not required	-33.42724599	149.609825
KEMBLA GRANGE	ShawCor Australia	66 West Dapto ROAD	Other Petroleum	Regulation under CLM Act not required	-34.46875328	150.8106326

Suburb	SiteName	Address	ContaminationActivityType	ManagementClass	Latitude	Longitude
KEMBLAWARRA	Griffins Bay, Lake Illawarra	Shellharbour ROAD	Landfill	Regulation under CLM Act not required	-34.49653984	150.8943776
KEMPS CREEK	Caltex-branded Service Station	1163 Mamre ROAD	Service Station	Regulation under CLM Act not required	-33.86972102	150.7966074
KEMPSEY	Kempsey Showground	19 Sea STREET	Unclassified	Contamination being managed via the planning process (EP&A Act)	-31.07334836	152.8308795
KEMPSEY	Former Shell Depot	43-51 Gladstone STREET	Other Petroleum	Regulation under CLM Act not required	-31.07500944	152.8346699
KEMPSEY	Former Mobil Depot	14 Hopetoun STREET	Other Petroleum	Regulation under CLM Act not required	-31.07603107	152.8350132
KEMPSEY	Shell Coles Express Service Station Kempsey	165 Smith STREET	Service Station	Regulation under CLM Act not required	-31.07036743	152.8461571
KEMPSEY	Mobil Depot	154 Belgrave STREET	Service Station	Regulation under CLM Act not required	-31.07965043	152.8326303
KEMPSEY	Liberty (Former Mobil) Service Station	108-112 Smith STREET	Service Station	Regulation under CLM Act not required	-31.07492508	152.8431945
KENSINGTON	7-Eleven Kensington	135 Anzac PARADE	Service Station	Regulation under CLM Act not required	-33.91035885	151.2228537
KENSINGTON	Former Ampol Service Station	76-82 Anzac PARADE	Service Station	Regulation under CLM Act not required	-33.9059246	151.2242891
KENSINGTON	Footpath adjacent to 10-20 Anzac Parade	10-20 Anzac PARADE	Service Station	Regulation under CLM Act not required	-33.9032124	151.2237836
KENSINGTON	Caltex Service Station	211-213 Anzac PARADE	Service Station	Regulation under CLM Act not required	-33.91460752	151.2251266
KENTHURST	Vacant Land	259 McCylmonts ROAD	Unclassified	Regulation under CLM Act not required	-33.61283529	150.9425303
KHANCOBAN	Khancoban Tip	Alpine WAY	Landfill	Regulation under CLM Act not required	-36.21994191	148.1542718
KIAMA	Former Gasworks	105 to 109 and 113 Shoalhaven STREET	Gasworks	Regulation under CLM Act not required	-34.67416881	150.8504143

Suburb	SiteName	Address	ContaminationActivityType	ManagementClass	Latitude	Longitude
KIAMA HEIGHTS	Former Mobil Service Station Kiama	7-9 South Kiama DRIVE	Service Station	Regulation under CLM Act not required	-34.69553931	150.8437977
KILLARA	7-Eleven Service Station (Former Mobil)	496 Pacific HIGHWAY	Service Station	Contamination formerly regulated under the CLM Act	-33.77146554	151.1606903
KILLARA	Former Caltex Service Station	692B-694 Pacific HIGHWAY	Service Station	Contamination formerly regulated under the CLM Act	-33.76306802	151.1550109
KILLARA	Killara Garage	544 Pacific HIGHWAY	Service Station	Regulation under CLM Act not required	-33.76974164	151.1599696
KILLARA	Land Adjacent to Former Service Station Site	684-684a, 690, 692 and 696 Pacific HIGHWAY	Service Station	Contamination formerly regulated under the CLM Act	-33.7631019	151.1548963
KINCUMBER	Frost Reserve	Avoca DRIVE	Landfill	Contamination currently regulated under CLM Act	-33.47065695	151.3909044
KINGS PARK	Multi-Fill	14 Garling ROAD	Chemical Industry	Under assessment	-33.74478046	150.9111964
KINGS PARK	Former Dow Corning Factory	21 Tattersall ROAD	Chemical Industry	Contamination formerly regulated under the CLM Act	-33.75012653	150.9138477
KINGSFORD	Caltex Service Station	603-611 Anzac PARADE	Service Station	Regulation under CLM Act not required	-33.93435787	151.2371198
KINGSFORD	Coles Express Service Station Kingsford	58 Gardeners ROAD	Service Station	Regulation under CLM Act not required	-33.9250054	151.2257601
KINGSGROVE	Shell Coles Express Service Station	137 Kingsgrove ROAD	Service Station	Regulation under CLM Act not required	-33.93276948	151.099026
KINGSGROVE	Caltex Kingsgrove	351-357 Stoney Creek ROAD	Service Station	Regulation under CLM Act not required	-33.95132175	151.0926872
KINGSGROVE	State Transit Authority Depot	17-23 Richland STREET	Other Petroleum	Regulation under CLM Act not required	-33.93646086	151.0973617
KINGSGROVE	30A and 32 Commercial Road Kingsgrove	30A and 32 Commercial ROAD	Service Station	Regulation under CLM Act not required	-33.94022425	151.0974202
KIRRAWEE	Ingal Civil Products	127-141 Bath ROAD	Metal Industry	Regulation under CLM Act not required	-34.03029516	151.0754469

Suburb	SiteName	Address	ContaminationActivityType	ManagementClass	Latitude	Longitude
KIRRAWEE	7-Eleven (former Mobil) Service Station	542-546 Princes HIGHWAY	Service Station	Regulation under CLM Act not required	-34.03238179	151.0758071
KIRRAWEE	Caltex-branded Kirrawee Service Station	(1-3 Waratah Street) 487 Princes HIGHWAY	Service Station	Regulation under CLM Act not required	-34.02915971	151.0808279
KOGARAH	Scarborough Park South	184R Production AVENUE	Landfill	Regulation being finalised	-33.97922253	151.140276
KOGARAH	Caltex Service Station	29 President AVENUE	Service Station	Regulation under CLM Act not required	-33.96516866	151.141145
KOGARAH	Former 7-Eleven Kogarah	734 Princes HIGHWAY	Service Station	Contamination currently regulated under CLM Act	-33.96406472	151.1376011
KOGARAH	Woolworths Petrol Service Station	69 Princes HIGHWAY	Service Station	Regulation under CLM Act not required	-33.96330397	151.1371182
KOOLKHAN	Former Koolkhan Power Station	Summerland WAY	Other Industry	Regulation under CLM Act not required	-29.61688704	152.9300645
KOORAGANG	NPC, berths 2 and 3	Heron ROAD	Metal Industry	Regulation under CLM Act not required	-32.89260063	151.7742527
KOORAGANG	Kooragang Island Waste Facility	Off Cormorant ROAD	Metal Industry	Contamination currently regulated under POEO Act	-32.86901125	151.7377773
KOORAGANG	Orica Kooragang Island	15 Greenleaf ROAD	Chemical Industry	Contamination currently regulated under CLM Act	-32.89654619	151.7771372
KOORAGANG	Former Boral Timber Export Facility	16 Heron ROAD	Other Industry	Regulation under CLM Act not required	-32.89710295	151.7739966
KOORAGANG	Cleanaway Technical Services	19 Egret STREET	Other Industry	Regulation under CLM Act not required	-32.8812145	151.766282
KOORAGANG	Industrial Facility	39 Heron ROAD	Chemical Industry	Under assessment	-32.89106439	151.7784064
KOORAGANG	Vacant Land	Raven Street and Cormorant ROAD	Unclassified	Regulation under CLM Act not required	-32.88410199	151.7701334
KOORAGANG	544 Cormorant Road, Kooragang	544 Cormorant Road, Kooragang ROAD	Other Industry	Contamination currently regulated under CLM Act	-32.87480951	151.7757352

Suburb	SiteName	Address	ContaminationActivityType	ManagementClass	Latitude	Longitude
KOORINGAL	Former Shell Wagga Depot	11-15 Lake Albert ROAD	Other Petroleum	Regulation under CLM Act not required	-35.12273113	147.3786005
KOORINGAL	Caltex Service Station	265-267 Lake Albert ROAD	Service Station	Regulation under CLM Act not required	-35.14078443	147.3755442
KOORINGAL	Caltex-branded (former Mobil) Service Station	24 Lake Albert ROAD	Service Station	Regulation under CLM Act not required	-35.12239591	147.3769936
KOSCIUSZKO	Smiggin Holes Snow Clearing Shed	Link ROAD	Landfill	Regulation under CLM Act not required	-36.39098211	148.4304981
KOSCIUSZKO	Khancoban Spoil Dump	Alpine WAY	Landfill	Regulation under CLM Act not required	-36.21982803	148.1527401
KOSCIUSZKO	Sawpit Creek landfill	13km from Jindabyne, off Kosciuszko ROAD	Landfill	Regulation under CLM Act not required	-36.34858097	148.5673374
KURMOND	BP Service Station	501 Bells Line of road ROAD	Service Station	Contamination formerly regulated under the CLM Act	-33.55099195	150.6912536
KURNELL	Former Phillips Imperial Chemicals site	260 Captain Cook DRIVE	Chemical Industry	Regulation under CLM Act not required	-34.02493837	151.1952149
KURNELL	Caltex Kurnell Terminal (refer also to IDC)	2 Solander STREET	Other Petroleum	Contamination currently regulated under POEO Act	-34.0175214	151.2159572
KURNELL	Abbott Australasia	Captain Cook DRIVE	Chemical Industry	Contamination formerly regulated under the CLM Act	-34.02339937	151.19921
KURNELL	Former Caltex Kurnell Service Station	Corner Captain Cook Drive and Solander STREET	Service Station	Regulation under CLM Act not required	-34.01269846	151.2094347
KURRI KURRI	United Petroleum Service Station Kurri Kurri	279-281 Lang STREET	Service Station	Contamination formerly regulated under the CLM Act	-32.82047175	151.477646
KURRI KURRI	Kurri Kurri Smelter	Hart ROAD	Metal Industry	Regulation under CLM Act not required	-32.7873063	151.4828827
KYOGLE	Caltex Service Station	22-24 Summerland WAY	Service Station	Regulation under CLM Act not required	-28.61806766	153.003862
LAKE HAVEN	Caltex Service Station	Goobarabah Ave Cnr Gorokan DRIVE	Service Station	Regulation under CLM Act not required	-33.24337276	151.5065335

Suburb	SiteName	Address	ContaminationActivityType	ManagementClass	Latitude	Longitude
LAKE ILLAWARRA	22 Queen Street, Lake Illawarra NSW 2528	22 Queen STREET	Other Petroleum	Regulation being finalised	-34.547113	150.855097
LAKEMBA	Former Lakemba Police Station	59 Quigg STREET	Unclassified	Regulation under CLM Act not required	-33.92199239	151.079412
LAKEMBA	Caltex Service Station - Corner Punchbowl Rd and Wangee Rd	81 Wangee ROAD	Service Station	Regulation under CLM Act not required	-33.91153044	151.073306
LAKEMBA	Caltex Service Station	961-967 Canterbury ROAD	Service Station	Regulation under CLM Act not required	-33.92671102	151.0814905
LAMBTON	Caltex Service Station	422 Newcastle ROAD	Service Station	Regulation under CLM Act not required	-32.9095592	151.7109684
LAMBTON	4-26 Verulam Road, Lambton NSW 2299	4-26 Verulam ROAD	Metal Industry	Under assessment	-32.91130954	151.7170534
LANE COVE	7-Eleven Service Station	203 Burns Bay ROAD	Service Station	Regulation under CLM Act not required	-33.81458334	151.1543844
LANE COVE	BP-branded Jasbe Service Station	62-70 Epping ROAD	Service Station	Regulation under CLM Act not required	-33.81108427	151.1641531
LANE COVE	Pacific Power	Sirius ROAD	Other Industry	Ongoing maintenance required to manage residual contamination (CLM Act)	-33.80701776	151.1449658
LANE COVE	Coles Express Service Station Burns Bay	254 Burns Bay ROAD	Service Station	Regulation under CLM Act not required	-33.81719214	151.1518774
LANE COVE	331-335 Burns Bay Road, Lane Cove NSW 2066	331 and 333 - 335 Burns Bay ROAD	Other Industry	Contamination formerly regulated under the CLM Act	-33.82095496	151.1493274
LANE COVE NORTH	Former Caltex Service Station	428-432 Mowbray ROAD	Service Station	Regulation under CLM Act not required	-33.80804563	151.1721538
LANE COVE NORTH	BP Artarmon Service Station, Lane Cove North	432 Pacific HIGHWAY	Service Station	Contamination currently regulated under CLM Act	-33.8112038	151.175547
LANE COVE WEST	Caltex Lane Cove West	235-245 Burns Bay ROAD	Service Station	Regulation under CLM Act not required	-33.81719214	151.1518774
LANE COVE WEST	Ventemans Reach Bushland	Off Mars ROAD	Unclassified	Regulation under CLM Act not required	-33.80499552	151.1450719

Suburb	SiteName	Address	ContaminationActivityType	ManagementClass	Latitude	Longitude
LANE COVE WEST	Lovetts Reserve Walking Track	301B Burns Bay ROAD	Unclassified	Contamination formerly regulated under the CLM Act	-33.82044223	151.1492125
LANE COVE WEST	315-317 Burns Bay Road, Lane Cove West	315-317 Burns Bay ROAD	Unclassified	Regulation under CLM Act not required	-33.82065224	151.1496027
LANSVALE	Mobil Service Station	44 Hume HIGHWAY	Service Station	Regulation under CLM Act not required	-33.89172416	150.9656537
LAURIETON	Camden Haven Tyre and Brake Centre (Former Caltex Service Station)	461 Ocean DRIVE	Service Station	Regulation under CLM Act not required	-31.64367775	152.7977735
LAVENDER BAY	SRA Land	French STREET	Unclassified	Regulation under CLM Act not required	-33.84560621	151.2030148
LAVINGTON	Former Caltex Service Station	373-375 Wagga ROAD	Service Station	Regulation under CLM Act not required	-36.04797551	146.9385325
LAVINGTON	Caltex Service Station	436 Wagga (corner Dick Road) ROAD	Service Station	Regulation under CLM Act not required	-36.04500034	146.9444932
LAVINGTON	Former ERS liquid waste treatment and storage facility	819 Knights ROAD	Other Industry	Regulation under CLM Act not required	-36.06763885	146.942143
LEETON	Former Mobil Depot	108 Calrose STREET	Other Petroleum	Regulation under CLM Act not required	-34.55813326	146.3921296
LEETON	Caltex Service Station	1 Belah STREET	Service Station	Regulation under CLM Act not required	-34.55421752	146.3998431
LEETON	Yenda Producers (formerly Incitec) Leeton	1 - 2 Canal STREET	Other Petroleum	Regulation under CLM Act not required	-34.55184684	146.3862573
LEETON	Former Fuel Depot, Leeton	1-3 Short STREET	Other Petroleum	Regulation under CLM Act not required	-34.55253237	146.3864507
LEETON	United Leeton Service Station	110 Kurrajong AVENUE	Service Station	Regulation under CLM Act not required	-34.55573364	146.4099077
LEICHHARDT	SRA Land	10-11 Balmain ROAD	Other Industry	Contamination formerly regulated under the CLM Act	-33.8776803	151.1591041
LEICHHARDT	Former Kolotex site	22 George STREET	Other Industry	Contamination currently regulated under CLM Act	-33.88855307	151.1482106

Suburb	SiteName	Address	ContaminationActivityType	ManagementClass	Latitude	Longitude
LEICHHARDT	Former Labelcraft Site	30-40 George STREET	Chemical Industry	Contamination formerly regulated under the CLM Act	-33.88778798	151.1484773
LEICHHARDT	Leichhardt Bus Depot Area E	240 Balmain Road, corner City West LINK	Other Industry	Regulation under CLM Act not required	-33.87589727	151.1598073
LEICHHARDT	RailCorp Leichhardt	7 Darley ROAD	Other Industry	Regulation under CLM Act not required	-33.87520846	151.1539012
LENNOX HEAD	Former Caltex Lennox Head	Byron STREET	Service Station	Regulation under CLM Act not required	-28.79189328	153.5883225
LENNOX HEAD	Spoors Dip	13 Fig Tree Hill DRIVE	Cattle Dip	Contamination formerly regulated under the CLM Act	-28.78258175	153.5752527
LEPPINGTON	Coles Express Leppington	1443 Camden Valley WAY	Service Station	Regulation under CLM Act not required	-33.96631609	150.8154793
LEUMEAH	Caltex Service Station	6 Rudd ROAD	Service Station	Regulation under CLM Act not required	-34.05398325	150.8299209
LEURA	Former Leura Garage	126-128 Leura MALL	Service Station	Regulation under CLM Act not required	-33.7125311	150.3315386
LIDCOMBE	Metro Lidcombe (former Liberty)	134 John STREET	Service Station	Contamination currently regulated under POEO Act	-33.85456019	151.0468136
LIDDELL	Liddell Power Station	New England HIGHWAY	Other Industry	Regulation under CLM Act not required	-32.37393962	150.9756283
LIDSDALE	Angus Place Colliery	Wolgan ROAD	Other Industry	Regulation under CLM Act not required	-33.35274573	150.0996773
LIDSDALE	Kerosene Vale Colliery	Wolgan ROAD	Other Industry	Regulation under CLM Act not required	-33.38232515	150.0943561
LIDSDALE	Kerosene Vale Ash Repository	110 Skelly ROAD	Other Industry	Contamination currently regulated under CLM Act	-33.39095144	150.1049798
LIDSDALE	Lot 424 Walgan Road, Lidsdale	Lot 424 Walgan ROAD	Other Industry	Regulation under CLM Act not required	-33.382457	150.083557
LIGHTNING RIDGE	Former Ambulance Station	18 - 42 Pandora STREET	Other Industry	Regulation under CLM Act not required	-29.43133877	147.9812981

Suburb	SiteName	Address	ContaminationActivityType	ManagementClass	Latitude	Longitude
LIGHTNING RIDGE	Caltex Service Station	Onyx Street, corner Morilla STREET	Service Station	Regulation under CLM Act not required	-29.42922885	147.9747954
LILLIAN ROCK	Former 'Peters Dip' Cattle Tick Dip Site	427 Lillian Rock ROAD	Cattle Dip	Regulation under CLM Act not required	-28.5314327	153.1556392
LINDFIELD	Former BP Service Station Lindfield	478 Pacific HIGHWAY	Service Station	Contamination currently regulated under CLM Act	-33.7719298	151.1613874
LINDFIELD	7-Eleven (former Mobil) Service Station	238 Pacific HIGHWAY	Service Station	Regulation under CLM Act not required	-33.7788603	151.1689594
LINDFIELD	1 Roxy Place, Lindfield	1 Roxy PLACE	Unclassified	Under assessment	-33.787503	151.16021
LISAROW	OneSteel Recycling	902A Pacific HIGHWAY	Metal Industry	Regulation under CLM Act not required	-33.38420179	151.3655856
LISMORE	Caltex Lismore Service Station	136 Woodlark STREET	Service Station	Regulation under CLM Act not required	-28.80807597	153.2807591
LISMORE	Shell Coles Express Service Station	100 Dawson STREET	Service Station	Regulation under CLM Act not required	-28.81140865	153.2800472
LISMORE	Former Shell Depot	116 Wilson STREET	Other Petroleum	Regulation under CLM Act not required	-28.81070081	153.2621577
LISMORE	Caltex Service Station	73-75 Dawson STREET	Service Station	Regulation under CLM Act not required	-28.80894415	153.2809619
LISMORE	Lismore Gasworks	Cnr John Street & Keen STREET	Gasworks	Contamination formerly regulated under the CLM Act	-28.81764489	153.2710196
LISMORE	SRA Land	Norco LANE	Unclassified	Regulation under CLM Act not required	-28.810742	153.2702306
LISMORE HEIGHTS	Coles Express Lismore Heights	426 Ballina ROAD	Service Station	Contamination currently regulated under CLM Act	-28.81068067	153.3053065
LISMORE HEIGHTS	Impacted land, below Beardow Street landslide	22 New Ballina ROAD	Unclassified	Regulation under CLM Act not required	-28.80410458	153.2939349
LISMORE HEIGHTS	Roadside Embankment (Beardow Street)	Between Beardow and 22 New Ballina ROAD	Unclassified	Regulation under CLM Act not required	-28.80374297	153.2942495

Suburb	SiteName	Address	ContaminationActivityType	ManagementClass	Latitude	Longitude
LITHGOW	Former Shell CVRO and Depot	77 Bridge Street and 6 Gas Works LANE	Other Petroleum	Regulation under CLM Act not required	-33.47995091	150.162216
LITHGOW	Lithgow Thales	4 Martini PARADE	Metal Industry	Contamination formerly regulated under the CLM Act	-33.48988084	150.141366
LITHGOW	Former Mobil Depot	353 Main STREET	Other Petroleum	Regulation under CLM Act not required	-33.48235166	150.1383012
LITHGOW	Former Gasworks	Mort STREET	Gasworks	Regulation under CLM Act not required	-33.47995167	150.1635401
LITHGOW	Jasbe BP-branded Service Station (Former Reliance Petroleum)	1106 Great Western HIGHWAY	Service Station	Regulation under CLM Act not required	-33.48426647	150.134992
LITHGOW	Caltex Lithgow (Quota Park)	Adjacent to 1131 Great Western HIGHWAY	Unclassified	Regulation under CLM Act not required	-33.47927554	150.1366238
LIVERPOOL	AC McGrath (Wholesale) Pty Ltd	20 Shepherd Street and 6A & 6B Atkinson STREET	Other Industry	Regulation under CLM Act not required	-33.9320192	150.9236862
LIVERPOOL	Former Car Park	4 - 6 Rose STREET	Unclassified	Regulation under CLM Act not required	-33.93258955	150.9157936
LIVERPOOL	Woolworths Service Station	59-67 Orange Grove ROAD	Service Station	Regulation under CLM Act not required	-33.90711248	150.9178855
LIVERPOOL	68 Speed Street (former gasworks)	2A Mill ROAD	Gasworks	Regulation under CLM Act not required	-33.92992649	150.9224472
LIVERPOOL	Woodward Park	84 Memorial AVENUE	Other Industry	Regulation under CLM Act not required	-33.92477836	150.9169229
LOFTUS	BP Freedom Fuel Service Station Loftus	127 Loftus AVENUE	Service Station	Regulation under CLM Act not required	-34.04570765	151.0508004
LONG JETTY	Metro Petroleum Service Station Long Jetty	326 The Entrance ROAD	Service Station	Under assessment	-33.35897356	151.4847709
LONG JETTY	Caltex Service Station	431 The Entrance ROAD	Service Station	Regulation under CLM Act not required	-33.36022468	151.4826553
LONG JETTY	Westside Petroleum Service Station	290-294 The Entrance ROAD	Service Station	Contamination currently regulated under CLM Act	-33.35686757	151.4861479

Suburb	SiteName	Address	ContaminationActivityType	ManagementClass	Latitude	Longitude
LONG JETTY	7-Eleven (former Mobil) Service Station	184-186 The Entrance ROAD	Service Station	Regulation under CLM Act not required	-33.35089363	151.4924904
LONGUEVILLE	Caltex Service Station	5 Northwood ROAD	Service Station	Regulation under CLM Act not required	-33.82427366	151.1724497
LOXFORD	Kurri Kurri Wastewater Treatment Plant	McLeod ROAD	Other Industry	Regulation under CLM Act not required	-32.80593657	151.4843665
LUCAS HEIGHTS	Harringtons Quarry	access from Little Forest ROAD	Landfill	Contamination currently regulated under CLM Act	-34.03555347	150.9751826
LUCAS HEIGHTS	IWC landfill	Little Forest ROAD	Landfill	Contamination formerly regulated under the CLM Act	-34.03214889	150.9753474
LUCAS HEIGHTS	Sydney Clay Target Club	Heathcote ROAD	Other Industry	Under assessment	-34.042114	150.959833
LUDDENHAM	Caltex Service Station	3019-3035 The Northern ROAD	Service Station	Regulation under CLM Act not required	-33.87536093	150.6888872
MACKSVILLE	Caltex Service Station	Pacific (22-24 Cooper Street) HIGHWAY	Service Station	Regulation under CLM Act not required	-30.70977455	152.9198448
MACLEAN	MacLean Outdoors	255 River STREET	Service Station	Regulation under CLM Act not required	-29.45782683	153.1970725
MACQUARIE FIELDS	Caltex Service Station	68 Harold STREET	Service Station	Regulation under CLM Act not required	-33.98557276	150.8933681
MACQUARIE PARK	Caltex North Ryde Service Station	41-43 Epping ROAD	Service Station	Regulation under CLM Act not required	-33.79138236	151.1312248
MACQUARIE PARK	1-7 Waterloo Road, Macquarie Park	1-7 Waterloo ROAD	Other Petroleum	Regulation under CLM Act not required	-33.78806877	151.1332148
MACQUARIE PARK	Porters Creek Depot - Proposed Operations Centre Site	160 Wicks ROAD	Landfill	Regulation under CLM Act not required	-33.78581579	151.1367075
MACQUARIE PARK	De Burghs Cycleway - Lane Cove National Park	Riverside DRIVE	Other Petroleum	Regulation under CLM Act not required	-33.77668985	151.136542
MAITLAND	Maitland Gasworks	Charles STREET	Gasworks	Contamination currently regulated under CLM Act	-32.73603658	151.5578926

Suburb	SiteName	Address	ContaminationActivityType	ManagementClass	Latitude	Longitude
MAITLAND	Hannan and High Street	Hannan Street and High STREET	Service Station	Regulation under CLM Act not required	-32.72731682	151.5515673
MAITLAND	Coles Express Service Station	235 High STREET	Service Station	Regulation under CLM Act not required	-32.73923807	151.5620399
MALABAR	ANZAC Rifle Range former landfill	Franklin STREET	Landfill	Regulation being finalised	-33.95792671	151.2566373
MANDALONG	Mandalong Mine	Mandalong ROAD	Other Industry	Regulation under CLM Act not required	-33.11725583	151.4616452
MANGROVE MOUNTAIN	Poultry Litter Containment Pit site	258 Waratah ROAD	Unclassified	Regulation under CLM Act not required	-33.28917947	151.1672284
MANILLA	Tamworth Regional Council Works Depot - Manilla	73 River STREET	Other Petroleum	Regulation under CLM Act not required	-30.74879943	150.7181011
MANLY	Caltex Service Station	86 Pittwater ROAD	Service Station	Regulation under CLM Act not required	-33.79306889	151.2858638
MANLY	Open Space at end of Stuart Street (Lot 1 DP544297)	End of Stuart STREET	Gasworks	Regulation under CLM Act not required	-33.8078063	151.2898273
MANLY	St Patrick's Estate	151 Darley ROAD	Unclassified	Regulation under CLM Act not required	-33.8044568	151.2938595
MANLY	Former Little Manly Point Gasworks	Stuart STREET	Gasworks	Ongoing maintenance required to manage residual contamination (CLM Act)	-33.8081596	151.287697
MANLY VALE	Caltex Service Station Manly Vale	236-238 Condamine STREET	Service Station	Regulation under CLM Act not required	-33.78508231	151.2674386
MANLY VALE	Former Landfill Addiscombe Road	Addiscombe ROAD	Landfill	Contamination currently regulated under CLM Act	-33.78307439	151.2747846
MANNERING PARK	Parkview General Store (a former service station)	2 Vales ROAD	Service Station	Regulation under CLM Act not required	-33.14753814	151.5387832
MANNERING PARK	Mannering Park Mini Mart	70 Vales ROAD	Service Station	Regulation under CLM Act not required	-33.15236501	151.5371767
MARAYONG	7-Eleven (former Mobil Blacktown West) Service Station Marayong	173 Richmond ROAD	Service Station	Regulation under CLM Act not required	-33.75472796	150.8913605

Suburb	SiteName	Address	ContaminationActivityType	ManagementClass	Latitude	Longitude
MARAYONG	Woolworths Petrol Service Station Marayong	Corner Vardys Road and Turbo ROAD	Service Station	Regulation under CLM Act not required	-33.7452356	150.9041601
MARDI	Former Mardi Landfill	70-90 McPherson ROAD	Landfill	Regulation under CLM Act not required	-33.29273289	151.4100941
MARKS POINT	Former Mobil Service Station (now 7-Eleven)	770-772 Pacific HIGHWAY	Service Station	Contamination formerly regulated under the CLM Act	-33.05646268	151.6533795
MARKS POINT	Former Mobil Aviation Depot Belmont Airport	864 Pacific HIGHWAY	Other Petroleum	Regulation under CLM Act not required	-33.06657244	151.6497674
MAROUBRA	Coles Express Pagewood Service Station, Maroubra	299 Bunnerong PARADE	Service Station	Regulation under CLM Act not required	-33.94071282	151.2285063
MARRANGAROO	United (Former Mobil) Service Station Marrangaroo	394-398 Great Western HIGHWAY	Service Station	Regulation under CLM Act not required	-33.45253322	150.1181023
MARRICKVILLE	Former Mobil Service Station	384 Illawarra ROAD	Service Station	Regulation under CLM Act not required	-33.91534969	151.1506717
MARRICKVILLE	TRW Steering and Suspension	22-28 Carrington ROAD	Other Industry	Ongoing maintenance required to manage residual contamination (CLM Act)	-33.92012667	151.1566181
MARRICKVILLE	Woolworths Petrol Service Station Marrickville	490 Illawarra ROAD	Service Station	Regulation under CLM Act not required	-33.91845177	151.1459951
MARRICKVILLE	RailCorp	361 Victoria ROAD	Other Industry	Regulation under CLM Act not required	-33.91404835	151.1557132
MARRICKVILLE	Mackey Park	Cnr Richardsons Crescent and Carrington ROAD	Landfill	Regulation under CLM Act not required	-33.9220263	151.1547903
MARRICKVILLE	Cooks River Aqueduct	Thornley STREET	Unclassified	Contamination formerly regulated under the CLM Act	-33.92224311	151.1479744
MARRICKVILLE	2 Carrington Road	2 Carrington ROAD	Unclassified	Regulation under CLM Act not required	-33.91567088	151.1589931
MARRICKVILLE	Former Dry Cleaners and Loading Dock	Smidmore STREET	Other Industry	Contamination currently regulated under CLM Act	-33.90752498	151.1717761
MARSDEN PARK	226 Grange Avenue	226 Grange AVENUE	Unclassified	Regulation under CLM Act not required	-33.70259609	150.83825

Suburb	SiteName	Address	ContaminationActivityType	ManagementClass	Latitude	Longitude
MARSFIELD	Coles Express Service Station Marsfield	189 Epping ROAD	Service Station	Regulation under CLM Act not required	-33.77519246	151.1053691
MARULAN	BP Express Marulan (Northbound)	(Northbound) Hume HIGHWAY	Service Station	Regulation under CLM Act not required	-34.7188332	149.9949547
MARULAN	BP Service Station	(Southbound) Hume HIGHWAY	Service Station	Regulation under CLM Act not required	-34.71932066	150.0014827
MARYVILLE	7-Eleven Service Station	184-188 Hannell STREET	Service Station	Contamination formerly regulated under the CLM Act	-32.91336028	151.7579315
MASCOT	BP Mascot	1077 Botany ROAD	Service Station	Under assessment	-33.92839	151.19501
MASCOT	Former Zinc Smelter and Paint Manufacturing Facility	163 O'Riordan STREET	Metal Industry	Regulation under CLM Act not required	-33.92526513	151.1892582
MASCOT	Caltex Service Station	125 O'Riordan STREET	Service Station	Regulation under CLM Act not required	-33.92309169	151.1911539
MASCOT	Mascot Pioneer Plating	25-29 Ricketty STREET	Metal Industry	Contamination currently regulated under CLM Act	-33.92075288	151.1824801
MASCOT	Heritage Business Centre	5-9 Ricketty STREET	Unclassified	Regulation under CLM Act not required	-33.92029202	151.1816656
MASCOT	Telstra Exchange	904-922 Botany ROAD	Other Industry	Regulation under CLM Act not required	-33.9293166	151.1942777
MASCOT	Former Shell Service Station Mascot	746 Botany ROAD	Service Station	Contamination formerly regulated under the CLM Act	-33.92352295	151.1955852
MASCOT	Former Freight Distribution Facility (now High-Density Residential / Commercial)	19-33 Kent ROAD	Unclassified	Regulation under CLM Act not required	-33.9227711	151.1854202
MASCOT	Former Mascot Galvanising	336-348 King STREET	Metal Industry	Contamination currently regulated under CLM Act	-33.92902126	151.185874
MASCOT	Sokol Corporation	50-56 Robey STREET	Other Industry	Regulation under CLM Act not required	-33.93162265	151.1904955
MASCOT	Linear Park	Off O'Riordan STREET	Landfill	Regulation under CLM Act not required	-33.92278693	151.1904751

Suburb	SiteName	Address	ContaminationActivityType	ManagementClass	Latitude	Longitude
MASCOT	Aston, Gardeners Rd Mascot	551-559 Gardeners ROAD	Unclassified	Regulation under CLM Act not required	-33.921733	151.195359
MATRAVILLE	Port Botany Bus Depot	7 Bumborah Point ROAD	Other Petroleum	Regulation under CLM Act not required	-33.96880413	151.2255889
MATRAVILLE	Former Golden Fleece Terminal No2	151 Beauchamp ROAD	Other Petroleum	Contamination formerly regulated under the CLM Act	-33.95719404	151.2259884
MATRAVILLE	Former Rieco Incinerator	Kain AVENUE	Other Industry	Contamination being managed via the planning process (EP&A Act)	-33.95980534	151.2423679
MATRAVILLE	7-Eleven Service Station Matraville	515 Bunnerong ROAD	Service Station	Contamination currently regulated under CLM Act	-33.95943536	151.2317598
MATRAVILLE	Former Golden Fleece Terminal No1	133 -149 Beauchamp ROAD	Other Petroleum	Contamination formerly regulated under the CLM Act	-33.95759006	151.2252023
MATRAVILLE	Vacant Lot	3 Wilkes AVENUE	Other Industry	Regulation under CLM Act not required	-33.96006406	151.2431087
MATRAVILLE	Eastern Suburbs Memorial Park	12 Military ROAD	Chemical Industry	Regulation under CLM Act not required	-33.9719906	151.2274386
MATRAVILLE	42-52 Raymond Avenue, Matraville NSW	42-52 Raymond AVENUE	Other Industry	Regulation under CLM Act not required	-33.961817	151.222098
MATRAVILLE	Opal Packaging Botany Mill	1891 Botany ROAD	Other Industry	Under assessment	-33.96438	151.225016
MAYFIELD	7-Eleven (Former Mobil) Service Station	412-416 Maitland ROAD	Service Station	Regulation under CLM Act not required	-32.89292005	151.7300948
MAYFIELD	Shell Coles Express Service Station	63-69 Maud STREET	Service Station	Regulation under CLM Act not required	-32.89358962	151.7221298
MAYFIELD	Hunter River Sediments	Bed Sediments of the Hunter adjacent to Lot 221 DP1013964 RIVER	Metal Industry	Contamination formerly regulated under the CLM Act	-32.89203741	151.7646702
MAYFIELD	Australian Tube Mills Newcastle Site	Industrial DRIVE	Metal Industry	Under assessment	-32.88835767	151.7450751
MAYFIELD	BHP Steel River	The Buffer Zone' extending directly adjacent to the Hunter River; near the Tourle Street Bridge STREET	Metal Industry	Contamination currently regulated under CLM Act	-32.8773556	151.7252427

Suburb	SiteName	Address	ContaminationActivityType	ManagementClass	Latitude	Longitude
MAYFIELD	Waratah Steel Mill	23 Frith STREET	Metal Industry	Regulation under CLM Act not required	-32.89426592	151.7257429
MAYFIELD	OneSteel (BHP)	Industrial DRIVE	Metal Industry	Contamination currently regulated under CLM Act	-32.88365878	151.7448793
MAYFIELD NORTH	BHPB Closure site and bed sediments of the Hunter River	Bound by Hunter River, Selwyn Street & Industrial DRIVE	Metal Industry	Ongoing maintenance required to manage residual contamination (CLM Act)	-32.89436064	151.7590762
MAYFIELD NORTH	OneSteel - Newcastle Wire, Rod and Bar Mills	141 & 151 Ingall STREET	Metal Industry	Under assessment	-32.89008485	151.752949
MAYFIELD NORTH	Former BHPB Supply site	Industrial DRIVE	Metal Industry	Ongoing maintenance required to manage residual contamination (CLM Act)	-32.88583061	151.7386157
MAYFIELD NORTH	Swing Basin allotment on former Onesteel site - Lot 2 DP 1184252	151B Ingall STREET	Metal Industry	Under assessment	-32.89008485	151.752949
MAYFIELD WEST	Stevenson Park landfill	2/559 Maitland ROAD	Landfill	Regulation under CLM Act not required	-32.88472556	151.7224791
MAYFIELD WEST	Koppers Coal Tar	East of Woodstock Street and Tourle STREET	Other Industry	Contamination currently regulated under POEO Act	-32.88592437	151.7361839
MAYFIELD WEST	Tourle Street Bridge Project	Tourle STREET	Landfill	Regulation under CLM Act not required	-32.88075518	151.7330073
MCDOUGALLS HILL	Caltex Service Station	4949 New England HIGHWAY	Service Station	Regulation under CLM Act not required	-32.54484714	151.1490757
MEADOWBANK	Former Council Works Depot	2 Parsonage STREET	Unclassified	Regulation under CLM Act not required	-33.82191421	151.0951974
MENAI	7-Eleven (Former Mobil) Service Station Menai	289 Menai ROAD	Service Station	Contamination formerly regulated under the CLM Act	-34.01579095	151.0131737
MENAI	Caltex Service Station Menai	1 Carter Road ROAD	Service Station	Regulation under CLM Act not required	-34.01654043	151.0124133
MENANGLE	285 Finns Road, Menangle NSW	285 Finns ROAD	Unclassified	Regulation under CLM Act not required	-34.1291386	150.7010393
MEREWETHER	Merewether Childcare Centre	2/23 Caldwell STREET	Unclassified	Regulation under CLM Act not required	-32.94249653	151.7504279

Suburb	SiteName	Address	ContaminationActivityType	ManagementClass	Latitude	Longitude
MEREWETHER HEIGHTS	Burwood Beach Wastewater Treatment Works	Lot 1, Scenic DRIVE	Other Industry	Regulation under CLM Act not required	-32.95401348	151.7412468
MERIMBULA	Caltex Service Station	19-25 Merimbula DRIVE	Service Station	Regulation under CLM Act not required	-36.88757881	149.9089159
MERIMBULA	Former Mobil Service Station	27 Market STREET	Service Station	Regulation under CLM Act not required	-36.88941693	149.9103485
MERRYLANDS	Former Timber Yard and Hardware	11-19 Centenary ROAD	Other Petroleum	Regulation under CLM Act not required	-33.83083025	150.9698915
MERRYLANDS	Caltex Service Station	229 Woodville ROAD	Service Station	Regulation under CLM Act not required	-33.84547463	150.9983413
MERRYLANDS	Caltex Service Station Merrylands	148 Woodville ROAD	Service Station	Regulation under CLM Act not required	-33.83818499	150.9997199
MERRYLANDS	Stockland Merrylands Court	249-259 Merrylands ROAD	Service Station	Regulation under CLM Act not required	-33.83560037	150.9869735
MERRYLANDS	7-Eleven Merrylands Service Station	295-297 Merrylands Road, corner Windsor ROAD	Service Station	Regulation under CLM Act not required	-33.83533205	150.9851801
MERRYLANDS	Former Stockfeed Manufacturing Site	1-7 & 9-11 Neil STREET	Other Petroleum	Regulation under CLM Act not required	-33.83390257	150.9947449
MERRYLANDS WEST	Former Mobil Service Station	3 Centenary ROAD	Service Station	Regulation under CLM Act not required	-33.83214226	150.9698958
MILLER	Caltex Service Station	86 Cartwright AVENUE	Service Station	Regulation under CLM Act not required	-33.91878146	150.8827514
MILLERS FOREST	Chichester Trunk Gravity Main	water pipeline ACCESS	Other Industry	Contamination currently regulated under POEO Act	-32.772877	151.6826841
MILLERS POINT	Former AGL Gasworks	30 - 34 Hickson ROAD	Gasworks	Regulation under CLM Act not required	-33.86179594	151.2031726
MILLERS POINT	Moores Wharf UPSS	4 Towns PLACE	Other Petroleum	Regulation under CLM Act not required	-33.85581123	151.2024759
MILLERS POINT	Former AGL Gasworks	38 Hickson and road reserve ROAD	Gasworks	Contamination being managed via the planning process (EP&A Act)	-33.86280104	151.2032452

Suburb	SiteName	Address	ContaminationActivityType	ManagementClass	Latitude	Longitude
MILLERS POINT	Former AGL Gasworks	Berths 5, 6 and 7 (already demolished) and part Hickson ROAD	Gasworks	Contamination formerly regulated under the CLM Act	-33.86239771	151.2024819
MILLERS POINT	Former AGL Gasworks 36 Hickson Road	36 Hickson ROAD	Gasworks	Contamination formerly regulated under the CLM Act	-33.86243824	151.2032514
MILPERRA	Heatcraft Australia Pty Ltd	286 Horsley ROAD	Other Industry	Regulation under CLM Act not required	-33.94031556	150.9958606
MILPERRA	United Group Rail Pty Limited	373 Horsley ROAD	Landfill	Regulation under CLM Act not required	-33.93286283	150.9934071
MILPERRA	Caltex Service Station	264 Milperra ROAD	Service Station	Regulation under CLM Act not required	-33.93018101	150.9910964
MILPERRA	Former Landfill	479 Henry Lawson DRIVE	Landfill	Regulation under CLM Act not required	-33.93394617	150.9776715
MILPERRA	Riverlands Milperra Property	54 Auld AVENUE	Landfill	Regulation under CLM Act not required	-33.930869	150.97132
MILTON	Former Sanitary Depot	Slaughterhouse ROAD	Other Industry	Regulation under CLM Act not required	-35.33819825	150.4471917
MILTON	Caltex Milton Service Station and Depot	331 Princes HIGHWAY	Service Station	Regulation under CLM Act not required	-35.33154474	150.4492852
MINCHINBURY	7-Eleven (former Mobil) Service Station	815 Great Western HIGHWAY	Service Station	Regulation under CLM Act not required	-33.78812909	150.8495992
MINCHINBURY	BP Service Station	1055 Great Western Highway corner Archbold ROAD	Service Station	Regulation under CLM Act not required	-33.78211857	150.8244185
MINTO	Land adjacent to Former Shell depot	Airds Road and Essex STREET	Other Petroleum	Regulation under CLM Act not required	-34.02140447	150.8415134
MINTO	Shell Coles Express Service Station	73 Pembroke STREET	Service Station	Regulation under CLM Act not required	-34.02316454	150.8503118
MINTO	Former Endeavour Energy Depot	Pembroke ROAD	Other Petroleum	Regulation under CLM Act not required	-34.0408973	150.8451837
MINTO	Logistics Hub - Culverston Road, Minto	Culverston ROAD	Other Petroleum	Regulation under CLM Act not required	-34.0421711	150.833825

Suburb	SiteName	Address	ContaminationActivityType	ManagementClass	Latitude	Longitude
MIRANDA	Woolworths Service Station	455 Kingsway OTHER	Service Station	Contamination currently regulated under CLM Act	-34.03492814	151.1124681
MITTAGONG	Enhance (former Coles Express) Service Station	224 Old Hume HIGHWAY	Service Station	Regulation under CLM Act not required	-34.44746118	150.4326183
MITTAGONG	Lots 1 and 2 Alfred St.	Alfred STREET	Other Petroleum	Contamination formerly regulated under the CLM Act	-34.44738105	150.4565159
MITTAGONG	Caltex Mittagong Service Station	65 Bowral ROAD	Service Station	Regulation under CLM Act not required	-34.45245915	150.4381291
MOAMA	Caltex Moama Service Station	73 Meninya (Cnr Regent St) STREET	Service Station	Regulation under CLM Act not required	-36.10815134	144.752849
MOLONG	Cabonne BP Service Station	2 Gidley STREET	Service Station	Contamination currently regulated under CLM Act	-33.09026307	148.8695809
MOLONG	Former Gasworks	Hill STREET	Gasworks	Ongoing maintenance required to manage residual contamination (CLM Act)	-33.09074595	148.8703262
MONA VALE	Mona Vale Bus Depot	58 Darley STREET	Other Petroleum	Contamination currently regulated under CLM Act	-33.67452414	151.3074246
MONA VALE	Former Caltex service station and adjacent properties	79 Barrenjoey Road, 2 Polo Avenue, 6 Polo Avenue, 45 Bassett STREET	Service Station	Contamination formerly regulated under the CLM Act	-33.6743659	151.3096932
MONA VALE	7-Eleven (former Mobil) Service Station	24 Barrenjoey ROAD	Service Station	Regulation under CLM Act not required	-33.676909	151.3082515
MONA VALE	BP Peninsula Express Service Station	Corner Barrenjoey Road and Darley Street East STREET	Service Station	Regulation under CLM Act not required	-33.67670799	151.3090068
MONA VALE	BP Service Station Mona Vale	1721 Pittwater ROAD	Service Station	Regulation under CLM Act not required	-33.68043443	151.3023553
MONA VALE	Caltex Investigation Area	Polo Ave, Perak STREET	Service Station	Contamination formerly regulated under the CLM Act	-33.67431333	151.3091148
MONA VALE	Taronga Place Mona Vale properties	Taronga PLACE	Other Petroleum	Contamination currently regulated under CLM Act	-33.67422848	151.3066972
MOOBALL	Mooball General Store	5913 Tweed Valley WAY	Service Station	Regulation under CLM Act not required	-28.44204594	153.4887648

Suburb	SiteName	Address	ContaminationActivityType	ManagementClass	Latitude	Longitude
MOONBI	Caltex Moonbi Service Station	New England HIGHWAY	Service Station	Regulation under CLM Act not required	-31.02264369	151.069094
MOORE PARK	Area 2, Moore Park	Driver AVENUE	Unclassified	Regulation under CLM Act not required	-33.89426868	151.2226839
MOOREBANK	Caltex Service Station	216 Newbridge ROAD	Service Station	Regulation under CLM Act not required	-33.92930835	150.9551469
MOOREBANK	Joyce Foam Products	5-9 Bridges ROAD	Chemical Industry	Regulation under CLM Act not required	-33.92596302	150.9335273
MOOREBANK	ABB Australia Pty Ltd	(a) 1 Bapaume ROAD	Other Industry	Ongoing maintenance required to manage residual contamination (CLM Act)	-33.94143741	150.9208754
MOOREBANK	Caltex Service Station Moorebank	2 Bridges ROAD	Service Station	Regulation under CLM Act not required	-33.92839682	150.9327012
MOOREBANK	Former Concrete Recyclers property, Newbridge Road, Moorebank	Newbridge ROAD	Landfill	Regulation under CLM Act not required	-33.9390295	150.9653979
MOOREBANK	Helles Park	Helles AVENUE	Landfill	Regulation under CLM Act not required	-33.93633126	150.9221424
MOORLAND	Caltex Service Station	99 Jericho ROAD	Service Station	Regulation under CLM Act not required	-31.79436622	152.6514849
MOREE	Former Freedom Service Station Site Moree	1 Dover STREET	Service Station	Contamination formerly regulated under the CLM Act	-29.4715814	149.8440279
MOREE	Caltex Depot	101 Gosport STREET	Other Petroleum	Regulation under CLM Act not required	-29.47603684	149.8476728
MOREE	Former Golden Fleece Depot	Gosport STREET	Other Petroleum	Contamination formerly regulated under the CLM Act	-29.47698315	149.8477108
MOREE	Former Mobil Depot	Gosport STREET	Other Petroleum	Contamination formerly regulated under the CLM Act	-29.47764104	149.8478284
MOREE	Moree Airport Evaporation Pond	Newell HIGHWAY	Unclassified	Regulation under CLM Act not required	-29.50289837	149.8411301
MOREE	Caltex Service Station Moree	54 Alice STREET	Service Station	Contamination currently regulated under CLM Act	-29.47158492	149.8433182

Suburb	SiteName	Address	ContaminationActivityType	ManagementClass	Latitude	Longitude
MOREE	Former Shell Depot	Adelaide STREET	Other Petroleum	Contamination formerly regulated under the CLM Act	-29.47655335	149.8465698
MOREE	Shell Coles Express Service Station	Corner Gwydir and Balo STREET	Service Station	Regulation under CLM Act not required	-29.46081826	149.8419975
MOREE	BP Truckstop and Depot Moree	Newell Highway - 423 Frome STREET	Service Station	Regulation under CLM Act not required	-29.48223274	149.8463679
MOREE	Sunnyside Road	Sunnyside ROAD	Unclassified	Regulation under CLM Act not required	-29.45652718	149.8226682
MORISSET	Railcorp Station Masters Cottage	24 Dora STREET	Unclassified	Regulation under CLM Act not required	-33.10849681	151.4880317
MORISSET	Morisset High School	Bridge STREET	Unclassified	Regulation under CLM Act not required	-33.10475221	151.4866482
MORISSET	Sanyog Holdings Pty Ltd	57 Dora STREET	Service Station	Regulation under CLM Act not required	-33.10732744	151.4900584
MORPETH	Telstra Cable Installation and RTA Bridge work	Northumberland STREET	Other Petroleum	Regulation under CLM Act not required	-32.72489729	151.6266795
MORPETH	Former Service Station	Swan STREET	Service Station	Regulation under CLM Act not required	-32.72477413	151.6250642
MORTLAKE	Former Petroleum Storage Site	108-116 Tennyson ROAD	Other Petroleum	Regulation under CLM Act not required	-33.83979033	151.1064889
MORTLAKE	Kendall Bay Sediments	Kendall BAY	Gasworks	Contamination currently regulated under CLM Act	-33.83905999	151.1120458
MORTLAKE	Former AGL site	Tennyson ROAD	Gasworks	Contamination formerly regulated under the CLM Act	-33.84287407	151.1109313
MORTLAKE	Majors Bay Redevelopment	14-22 Hilly STREET	Other Industry	Regulation under CLM Act not required	-33.83954617	151.1054674
MORUYA	Former Fuel Depot Moruya	11 to 13 Ford STREET	Other Petroleum	Regulation under CLM Act not required	-35.9112243	150.0826475
MORUYA	Caltex Service Station Moruya	80-84 Campbell STREET	Service Station	Regulation under CLM Act not required	-35.91195596	150.0824213

Suburb	SiteName	Address	ContaminationActivityType	ManagementClass	Latitude	Longitude
MORUYA	Caltex Service Station	26 Campbell STREET	Service Station	Regulation under CLM Act not required	-35.9104985	150.0711419
MOSMAN	7-Eleven Mosman	162A Spit Road Corner Mitchell ROAD	Service Station	Regulation under CLM Act not required	-33.81747016	151.2433633
MOSMAN	BP Service Station	175 Ourimbah ROAD	Service Station	Regulation under CLM Act not required	-33.82106757	151.233291
MOSMAN	BP Express Mosman	175 Ourimbah ROAD	Service Station	Regulation under CLM Act not required	-33.82106459	151.2332921
MOSMAN	7-Eleven Service Station Mosman	45 Spit ROAD	Service Station	Regulation under CLM Act not required	-33.82302718	151.2435627
MOSMAN	Allan Border Oval	Myahgah ROAD	Landfill	Regulation under CLM Act not required	-33.82681534	151.2417712
MOSMAN	173 Avenue Road, MOSMAN NSW 2088	173 Avenue ROAD	Unclassified	Regulation under CLM Act not required	-33.830565	151.243523
MOSS VALE	Woolworths Service Station Moss Vale	609 Argyle STREET	Service Station	Regulation under CLM Act not required	-34.55409411	150.3609797
MOSS VALE	Coles Express Service Station	579 Argyle STREET	Service Station	Regulation under CLM Act not required	-34.55313422	150.364684
MOSS VALE	Moss Vale Refuelling Facility	Lackey ROAD	Other Petroleum	Regulation under CLM Act not required	-34.54662421	150.3721525
MOUNT ANNAN	Woolworths Caltex Mount Annan	157 Narellan (Corner Smeaton Grange Road) ROAD	Service Station	Regulation under CLM Act not required	-34.04685527	150.7610434
MOUNT ANNAN	Great Southern Railways Aqueduct	Off Narellan ROAD	Unclassified	Regulation under CLM Act not required	-34.07308479	150.7707436
MOUNT COLAH	Caltex Service Station Mount Colah	603 Pacific HIGHWAY	Service Station	Regulation under CLM Act not required	-33.67034662	151.1151861
MOUNT COLAH	Foxglove Oval	Foxglove ROAD	Landfill	Contamination currently regulated under CLM Act	-33.65829855	151.1229638
MOUNT DRUITT	Caltex (former Mobil) Service Station, 17 Mount Street, Mount Druitt	17 Mount STREET	Service Station	Regulation under CLM Act not required	-33.76567994	150.8244544

Suburb	SiteName	Address	ContaminationActivityType	ManagementClass	Latitude	Longitude
MOUNT DRUITT	7-Eleven Mount Druitt	Lot 6 Luxford ROAD	Other Petroleum	Regulation under CLM Act not required	-33.76483839	150.8254157
MOUNT HUTTON	Woolworths Service Station	46 Wilsons ROAD	Service Station	Regulation under CLM Act not required	-32.9836378	151.67309
MOUNT PRITCHARD	7-Eleven Service Station	352 Elizabeth DRIVE	Service Station	Regulation under CLM Act not required	-33.90260656	150.8963326
MOUNT THORLEY	Bulga Surface Operations	Broke ROAD	Other Industry	Regulation under CLM Act not required	-32.68325751	151.1206158
MOUNT THORLEY	Lowes Petroleum (Former BP) Depot Mount Thorley	74 Mount Thorley ROAD	Other Petroleum	Regulation under CLM Act not required	-32.62443074	151.1025122
MOUNT VICTORIA	Former Mobil Service Station	81 Great Western HIGHWAY	Service Station	Regulation under CLM Act not required	-33.5889727	150.2511783
MOUNT VICTORIA	Caltex Service Station	36a Great Western HIGHWAY	Service Station	Regulation under CLM Act not required	-33.58436517	150.2465528
MUDGEE	Caltex Service Station	114-116 Church STREET	Service Station	Regulation under CLM Act not required	-32.59428029	149.5876199
MUDGEE	Shell Coles Express Service Station	47 Church STREET	Service Station	Regulation under CLM Act not required	-32.59347493	149.5884623
MUDGEE	BP Service Station Mudgee	77 Church STREET	Service Station	Regulation under CLM Act not required	-32.59545872	149.588123
MUDGEE	Mobil Depot	47 Douro STREET	Other Petroleum	Contamination currently regulated under CLM Act	-32.60023979	149.5823448
MUDGEE	Mudgee Gasworks	Mortimer Street and Court STREET	Gasworks	Regulation under CLM Act not required	-32.59168859	149.5817705
MUDGEE	Former Essential Energy Depot	27-31 Inglis STREET	Other Industry	Regulation under CLM Act not required	-32.60076552	149.5858905
MUDGEE	Former Caltex Depot Mudgee	cnr Nicholson Street & Atkinson STREET	Other Petroleum	Regulation under CLM Act not required	-32.60125298	149.5851398
MULGRAVE	7-Eleven (former Mobil) Service Station	Corner Windsor Road and Mulgrave ROAD	Service Station	Regulation under CLM Act not required	-33.61687781	150.8341809

Suburb	SiteName	Address	ContaminationActivityType	ManagementClass	Latitude	Longitude
MULLUMBIMBY	Station Street, Mullumbimby NSW 2482	Station STREET	Other Industry	Regulation under CLM Act not required	-28.55211357	153.5035218
MULWALA	Mulwala ADI Explosives Factory	Bayly STREET	Other Industry	Regulation under CLM Act not required	-35.97572689	145.9809786
MURWILLUMBAH	Murwillumbah Ambulance Depot	27 Queen STREET	Other Petroleum	Regulation under CLM Act not required	-28.32552576	153.4000182
MURWILLUMBAH SOUTH	Caltex Murwillumbah (formerly Puma)	182 Tweed Valley WAY	Service Station	Contamination formerly regulated under the CLM Act	-28.3263681	153.4103824
MURWILLUMBAH SOUTH	Former Norco Butter Factory (Eastern Portion)	230 Tweed Valley WAY	Other Petroleum	Regulation under CLM Act not required	-28.32791359	153.4073052
MUSWELLBROOK	Former Caltex Depot	1 Lower William STREET	Other Petroleum	Regulation under CLM Act not required	-32.26614257	150.8865136
MUSWELLBROOK	Vacant Rail Land	27 Brook STREET	Unclassified	Regulation under CLM Act not required	-32.26346086	150.8873181
MUSWELLBROOK	United Branded (Former Mobil) Service Station Muswellbrook	49-51 Maitland STREET	Service Station	Regulation under CLM Act not required	-32.27218162	150.8900206
MUSWELLBROOK	Former Mobil Depot Muswellbrook	43-51 Ford STREET	Other Petroleum	Regulation under CLM Act not required	-32.2599725	150.887573
MUSWELLBROOK	Woolworths Petrol	72 Brook STREET	Service Station	Regulation under CLM Act not required	-32.26325377	150.8905966
MUSWELLBROOK	Caltex Muswellbrook Service Station	84-86 Maitland STREET	Service Station	Regulation under CLM Act not required	-32.27793094	150.8980938
MUSWELLBROOK	Former Gasworks	Corner Carl Street and Foley STREET	Gasworks	Regulation under CLM Act not required	-32.26672337	150.8935982
MUSWELLBROOK	Bayswater Power Station	New England HIGHWAY	Other Industry	Regulation under CLM Act not required	-32.3954046	150.9502683
MUSWELLBROOK	Former Industrial Site	Lot 89 Rathmore STREET	Other Industry	Regulation under CLM Act not required	-32.30544071	150.8823657
MUSWELLBROOK	Caltex Service Station	12-16 Sydney STREET	Service Station	Regulation under CLM Act not required	-32.26785559	150.8879601

Suburb	SiteName	Address	ContaminationActivityType	ManagementClass	Latitude	Longitude
MUSWELLBROOK	Former Caltex Depot	47-50 Victoria STREET	Service Station	Regulation under CLM Act not required	-32.26788823	150.8930609
MUSWELLBROOK	Former Pit Top No. 1 Colliery Muswellbrook Coal	Corner Clendinning Street and Victoria STREET	Other Industry	Regulation under CLM Act not required	-32.27031992	150.9009981
NABIAC	Caltex Service Station Nabiac	3964 Wallanbah (Cnr Wallanbah Rd and Pacific Hwy) ROAD	Service Station	Regulation under CLM Act not required	-32.09864883	152.3754346
NAMBUCCA HEADS	Former Mobil Service Station	6 Bowra STREET	Service Station	Regulation under CLM Act not required	-30.64282127	153.0035884
NARELLAN	Caltex Service Station Narellan	1 George Hunter DRIVE	Service Station	Regulation under CLM Act not required	-34.03963992	150.7432386
NARELLAN	Former Landfill	1 Elyard STREET	Landfill	Regulation under CLM Act not required	-34.043474	150.7393256
NAROOMA	Narooma Service Station	60 Princes HIGHWAY	Service Station	Regulation under CLM Act not required	-36.21617955	150.126261
NAROOMA	Former Caltex - Narooma	82 Princes HIGHWAY	Service Station	Contamination formerly regulated under the CLM Act	-36.21711766	150.1279305
NAROOMA	Narooma BP - 90 Campbell St, Narooma	90 Campbell STREET	Service Station	Contamination formerly regulated under the CLM Act	-36.216338	150.130229
NARRABEEN	Caltex Service Station	1509-1511 Pittwater ROAD	Service Station	Regulation under CLM Act not required	-33.70455756	151.2969352
NARRABEEN	Shell Coles Express Service Station	1418 Pittwater ROAD	Service Station	Regulation under CLM Act not required	-33.70013931	151.3002782
NARRABEEN	Narrabeen Shotgun Range Sydney Academy of Sport	Wakehurst PARKWAY	Unclassified	Ongoing maintenance required to manage residual contamination (CLM Act)	-33.72138423	151.2642798
NARRABEEN	7-Eleven Service Station	1234 Pittwater ROAD	Service Station	Regulation under CLM Act not required	-33.71958892	151.298272
NARRABEEN	7-Eleven Narrabeen North	1501-1505 Pittwater Road, corner Gondola ROAD	Service Station	Regulation under CLM Act not required	-33.70749859	151.296351
NARRABRI	Caltex Service Station	13 Doyle STREET	Service Station	Regulation under CLM Act not required	-30.3239182	149.7843052

Suburb	SiteName	Address	ContaminationActivityType	ManagementClass	Latitude	Longitude
NARRABRI	Lowes Petroleum (Former Mobil) Narrabri Depot	3 Old Gunnedah ROAD	Other Petroleum	Regulation under CLM Act not required	-30.33473586	149.789587
NARRABRI	Caltex Service Station	31-35 Cooma ROAD	Service Station	Regulation under CLM Act not required	-30.33968576	149.7657241
NARRABRI	Caltex Narrabri Service Station	31 Dangar (Cnr Anne and Dangar) STREET	Service Station	Regulation under CLM Act not required	-30.32989667	149.7756598
NARRABRI	Caltex Service Station	12 Reid STREET	Other Petroleum	Regulation under CLM Act not required	-30.32282764	149.7901182
NARRABRI	Cargill Soapstock Disposal Site	Westport ROAD	Unclassified	Contamination formerly regulated under the CLM Act	-30.4698458	149.6981931
NARRABRI	Caltex Service Station	7-13 James STREET	Service Station	Regulation under CLM Act not required	-30.33016168	149.7940732
NARRABRI	Narrabri Service Centre Pty Ltd	11553 Newell HIGHWAY	Service Station	Under assessment	-30.348381	149.756886
NARRANDERA	Former Mobil Narrandera Depot	24 Whitton STREET	Other Petroleum	Regulation under CLM Act not required	-34.7410523	146.5620667
NARRANDERA	Former Mobil Emoleum Narrandera Depot	5-7 Margaret STREET	Other Petroleum	Regulation under CLM Act not required	-34.74105391	146.5628144
NARROMINE	Narromine Fuel (Former Caltex) Service Station	Cnr Burraway Street and Algalah STREET	Service Station	Regulation under CLM Act not required	-32.23565321	148.2454259
NELLIGEN	Former Clay Target Shooting Range	1398 Kings Highway and adjoining land on Old Bolaro Mountain ROAD	Unclassified	Contamination currently regulated under CLM Act	-35.64392469	150.0955224
NELLIGEN	Lot 2 Old Bolaro Road	Old Bolaro ROAD	Other Industry	Ongoing maintenance required to manage residual contamination (CLM Act)	-35.64485609	150.0937341
NELSON BAY	Shell Coles Express Service Station	25 Stockton STREET	Service Station	Regulation under CLM Act not required	-32.72265762	152.1437317
NELSON BAY	Former Caltex Service Station Nelson Bay	38 Stockton STREET	Service Station	Regulation under CLM Act not required	-32.72335662	152.1429384
NEMINGHA	Caltex Service Station and Depot Nemingha	428 Armidale (previously 16 New England Highway) ROAD	Service Station	Regulation under CLM Act not required	-31.12425169	150.9909054

Suburb	SiteName	Address	ContaminationActivityType	ManagementClass	Latitude	Longitude
NEUTRAL BAY	Caltex Service Station	16-38 Military ROAD	Service Station	Regulation under CLM Act not required	-33.82907162	151.2163342
NEUTRAL BAY	Shell Coles Express Service Station	200-204 Ben Boyd ROAD	Service Station	Regulation under CLM Act not required	-33.82915781	151.219437
NEW LAMBTON	Caltex Service Station New Lambton	144 Bridges ROAD	Service Station	Regulation under CLM Act not required	-32.93283668	151.7141748
NEW LAMBTON	BP Service Station	105 St James ROAD	Service Station	Regulation under CLM Act not required	-32.92910325	151.7155801
NEW LAMBTON	7-Eleven (former Mobil) Service Station	291 Turton ROAD	Service Station	Regulation under CLM Act not required	-32.91773864	151.7243096
NEWCASTLE	Reclaimed Land	26-28 Honeysuckle DRIVE	Unclassified	Contamination formerly regulated under the CLM Act	-32.92604705	151.7649508
NEWCASTLE	Wharf Road Newcastle Car Park	313-317 Wharf ROAD	Unclassified	Regulation under CLM Act not required	-32.92570385	151.7744076
NEWCASTLE	Newcastle Foreshore	40 Stevenson Place STREET	Other Industry	Regulation under CLM Act not required	-32.92556503	151.7876742
NEWCASTLE	SRA Land	Scott STREET	Gasworks	Regulation under CLM Act not required	-32.92641425	151.7837817
NEWCASTLE WEST	Former Mobil Service Station	113 Parry STREET	Service Station	Regulation under CLM Act not required	-32.92560628	151.7558542
NEWPORT	7-Eleven (former Mobil) Service Station	307 Barrenjoey ROAD	Service Station	Regulation under CLM Act not required	-33.65632902	151.3182089
NEWPORT	Former Caltex Service Station Newport	316-324 Barrenjoey ROAD	Service Station	Regulation under CLM Act not required	-33.65634516	151.3191571
NEWTOWN	Caltex Service Station Newtown	26 - 36 Enmore ROAD	Service Station	Regulation under CLM Act not required	-33.89851331	151.17714
NEWTOWN	Former Service Station	81 Wilson STREET	Service Station	Contamination formerly regulated under the CLM Act	-33.89626791	151.1827556
NEWTOWN	Aluminium Enterprises	66 Brocks LANE	Metal Industry	Contamination was addressed via the planning process (EP&A Act)	-33.89467126	151.1847528

Suburb	SiteName	Address	ContaminationActivityType	ManagementClass	Latitude	Longitude
NEWTOWN	Adjacent to Former Service Station	79 Wilson STREET	Service Station	Contamination formerly regulated under the CLM Act	-33.89630155	151.1826567
NORAVILLE	Former Toukley Landfill	Wilfred Barrett DRIVE	Landfill	Regulation under CLM Act not required	-33.27734185	151.5537784
NORTH ALBURY	Caltex Service Station and Diesel Stop	79 Union ROAD	Service Station	Regulation under CLM Act not required	-36.05496713	146.9487635
NORTH BOAMBEE VALLEY	Caltex Service Station	Cnr Pacific Hwy & Halls ROAD	Service Station	Regulation under CLM Act not required	-30.30639482	153.1007996
NORTH BONDI	Caltex Service Station North Bondi	321 Old South Head ROAD	Service Station	Regulation under CLM Act not required	-33.88463526	151.268551
NORTH NARRABEEN	7-Eleven Service Station	1501-1503 Pittwater ROAD	Service Station	Regulation under CLM Act not required	-33.70749859	151.296351
NORTH RICHMOND	Caltex Service Station	50 Bells Line Of ROAD	Service Station	Regulation under CLM Act not required	-33.57991338	150.7202346
NORTH ROCKS	7-Eleven Service Station North Rocks	340 North Rocks ROAD	Service Station	Regulation under CLM Act not required	-33.76895144	151.0305952
NORTH ST MARYS	BP Service Station	76 Glossop STREET	Service Station	Regulation under CLM Act not required	-33.76020183	150.7818149
NORTH ST MARYS	Mt Druitt Transmission Substation	69 Kurrajong ROAD	Other Industry	Regulation being finalised	-33.76376093	150.7921691
NORTH STRATHFIELD	Budget Service Station	143 Concord ROAD	Service Station	Regulation under CLM Act not required	-33.85945248	151.0927853
NORTH STRATHFIELD	Former Caltex Service Station	92a Concord ROAD	Service Station	Regulation under CLM Act not required	-33.86244297	151.0932434
NORTH SYDNEY	Iora Complex	1 Kiara PLACE	Gasworks	Regulation under CLM Act not required	-33.843145	151.2161142
NORTH SYDNEY	Neutral Bay Sediments	Adjacent to Sub Base Platypus, High STREET	Gasworks	Contamination formerly regulated under the CLM Act	-33.8417682	151.2158756
NORTH SYDNEY	Sub Base Platypus (previously HMAS Platypus)	High STREET	Gasworks	Contamination formerly regulated under the CLM Act	-33.84325935	151.2170347

Suburb	SiteName	Address	ContaminationActivityType	ManagementClass	Latitude	Longitude
NORTH WOLLONGONG	Former Mobil Depot	122-126 Montague STREET	Other Petroleum	Regulation under CLM Act not required	-34.40988259	150.8939374
NORTHMEAD	Former Prestige Plastics	1C Redbank ROAD	Other Industry	Regulation under CLM Act not required	-33.79716925	150.989926
NORTHMEAD	Coles Express Service Station Northmead	197 Windsor ROAD	Service Station	Regulation under CLM Act not required	-33.77741733	151.0001719
NORTHMEAD	Sydney Water Land	51c Hammers ROAD	Landfill	Regulation under CLM Act not required	-33.7887535	150.9858088
NORTHMEAD	Caltex Service Station	98-100 Windsor ROAD	Service Station	Regulation under CLM Act not required	-33.78786563	150.9945909
NORTHMEAD	7-Eleven Service Station Northmead	56 Windsor ROAD	Service Station	Regulation under CLM Act not required	-33.79090731	150.9967332
NOWRA	Former Gasworks Managers Residence	24 Osborne STREET	Gasworks	Regulation under CLM Act not required	-34.8708875	150.5992586
NOWRA	Fire Station	69 Bridge ROAD	Gasworks	Regulation under CLM Act not required	-34.87081582	150.6004881
NOWRA	Historically Filled Land	70 Bridge ROAD	Unclassified	Regulation under CLM Act not required	-34.87081809	150.6013231
NOWRA	Shell Coles Express Service Station	55 Kinghorne STREET	Service Station	Regulation under CLM Act not required	-34.87633757	150.6023481
NOWRA	Former gasworks	Lamonds LANE	Gasworks	Ongoing maintenance required to manage residual contamination (CLM Act)	-34.87111182	150.6000803
NOWRA	Former Hollingworth Scrap Yard	72-74 Jervis and 117 East STREET	Other Industry	Regulation under CLM Act not required	-34.88324216	150.6034361
NOWRA	Woolworths Service Station	60 North Street STREET	Service Station	Regulation under CLM Act not required	-34.87266278	150.6014052
NOWRA	Harry Sawkins Park	Bounded by Princes Hwy, Graham St & McGrath AVENUE	Gasworks	Regulation under CLM Act not required	-34.87093993	150.6037157
NOWRA EAST	Mobil Service Station	Lot 3 Kalandar STREET	Service Station	Contamination formerly regulated under the CLM Act	-34.88850535	150.6093504

Suburb	SiteName	Address	ContaminationActivityType	ManagementClass	Latitude	Longitude
NYNGAN	Caltex Service Station	39-41 Pangee STREET	Service Station	Regulation under CLM Act not required	-31.56101006	147.1914997
NYNGAN	Caltex Service Station	126 Pangee STREET	Service Station	Regulation under CLM Act not required	-31.56482841	147.2002892
NYNGAN	Main West Rail Line	Mitchell HIGHWAY	Other Industry	Regulation under CLM Act not required	-31.6411651	147.344176
OAK FLATS	Shellharbour City Works Depot	132 Industrial ROAD	Other Industry	Regulation under CLM Act not required	-34.56546013	150.8087225
OBERON	Caltex Service Station and Depot	Lowes Mount ROAD	Service Station	Regulation under CLM Act not required	-33.69509055	149.8570553
OBERON	Oberon Timber Complex	Lowes Mount ROAD	Other Industry	Regulation under CLM Act not required	-33.69264862	149.8564588
OBERON	Former Shell Depot	32 O'Connell ROAD	Other Petroleum	Regulation under CLM Act not required	-33.6997172	149.8450057
OBERON	CSR Ltd Property and King's Stockyard Creek	Off Endeavour STREET	Other Industry	Contamination formerly regulated under the CLM Act	-33.6922152	149.8686909
OCEAN SHORES	Former Ocean Shores Service Station	Pacific HIGHWAY	Service Station	Regulation under CLM Act not required	-28.51270299	153.5301496
OLD GUILDFORD	Caltex Service Station	636-644 Woodville ROAD	Service Station	Regulation under CLM Act not required	-33.86670857	150.9879189
OLD TOONGABBIE	Baulkham Hills Transmission Substation	191z Old Windsor ROAD	Other Industry	Under assessment	-33.78166777	150.9689625
ORANGE	Former Fuel Depot	24-28 Peisley STREET	Other Petroleum	Contamination currently regulated under CLM Act	-33.29624293	149.1017277
ORANGE	Caltex Orange Depot	184 Byng STREET	Service Station	Regulation under CLM Act not required	-33.28285589	149.1050273
ORANGE	Woolworths Orange Service Station	357-361 Summer Street, corner William STREET	Service Station	Regulation under CLM Act not required	-33.28445811	149.1053604
ORANGE	BP Orange Service Station (Reliance Petroleum)	81 Summer STREET	Service Station	Regulation under CLM Act not required	-33.2825884	149.0951535

Suburb	SiteName	Address	ContaminationActivityType	ManagementClass	Latitude	Longitude
ORANGE	BP-Branded Lowes Petroleum Depot	197 - 201 Margaret STREET	Other Petroleum	Regulation under CLM Act not required	-33.27145977	149.1078103
ORANGE	Caltex Summer Street Service Station Orange	70-74 Summer Street, corner Hill STREET	Service Station	Regulation under CLM Act not required	-33.28311722	149.0940712
ORANGE	Lowes Petroleum (BP-branded) Service Station	76 Peisley STREET	Service Station	Regulation under CLM Act not required	-33.29025034	149.1027194
ORANGE	Former Mobil Service Station	24-28 Bathurst ROAD	Service Station	Regulation under CLM Act not required	-33.2866912	149.1066505
ORANGE	BP (Reliance Petroleum) Service Station Orange	56-60 Bathurst ROAD	Service Station	Regulation under CLM Act not required	-33.28980053	149.1086212
ORANGE	Former Mobil Service Station	168 Peisley STREET	Service Station	Regulation under CLM Act not required	-33.28525478	149.1037259
ORANGE	5-7 Edward St Orange	5-7 Edward STREET	Other Industry	Ongoing maintenance required to manage residual contamination (CLM Act)	-33.2991077	149.1034092
ORANGE	Former Orange Gasworks (Now Ashcroft's IGA)	216-238 Peisley STREET	Gasworks	Under assessment	-33.282969	149.104597
ORANGE	United Orange (Woodward) Service Station	174 Woodward STREET	Landfill	Under assessment	-33.280004	149.087196
OURIMBAH	Palmdale Service Centre Pty Ltd	3130 Pacific HIGHWAY	Service Station	Regulation under CLM Act not required	-33.3381336	151.374586
OURIMBAH	United Ourimbah	51 Pacific HIGHWAY	Service Station	Regulation under CLM Act not required	-33.36025941	151.3694483
OURIMBAH	Shell Coles Express Service Station	78-80 Pacific HIGHWAY	Service Station	Regulation under CLM Act not required	-33.3468202	151.3710098
OXLEY VALE	Hayes Transport Services	10 Manilla ROAD	Other Petroleum	Regulation under CLM Act not required	-31.06991417	150.9101381
OYSTER BAY	Shell Coles Express Service Station	20 Carvers ROAD	Service Station	Contamination formerly regulated under the CLM Act	-34.00934475	151.0758626
OYSTER COVE	Cove Marine Pty Ltd	60 Frederick STREET	Unclassified	Contamination currently regulated under POEO Act	-32.73549959	151.952446

Suburb	SiteName	Address	ContaminationActivityType	ManagementClass	Latitude	Longitude
PADDINGTON	7-Eleven Service Station	59 Oxford STREET	Service Station	Contamination currently regulated under CLM Act	-33.88322921	151.2205024
PADDINGTON	Former Workshop	52 Hopewell STREET	Other Industry	Regulation under CLM Act not required	-33.88195798	151.2220744
PADSTOW	Caltex Padstow	115 Fairford ROAD	Service Station	Regulation under CLM Act not required	-33.9434571	151.0345671
PADSTOW	Selleys / Dulux	1-29 Gow STREET	Chemical Industry	Regulation under CLM Act not required	-33.93904125	151.0381725
PADSTOW	Former Exide Battery Manufacturing & Recycling	55 Bryant STREET	Other Industry	Contamination currently regulated under CLM Act	-33.94265241	151.0378986
PADSTOW	Galvatech	49 Gow STREET	Metal Industry	Contamination currently regulated under POEO Act	-33.93808679	151.0346862
PADSTOW	Foseco Australia	7 Stuart STREET	Chemical Industry	Regulation under CLM Act not required	-33.94342957	151.0377316
PADSTOW	Sebel Furniture	Parts 64 and 92 Gow STREET	Other Industry	Regulation under CLM Act not required	-33.93606752	151.0322057
PAGEWOOD	Former Email Site	Corner of Page Street and Holloway STREET	Metal Industry	Ongoing maintenance required to manage residual contamination (CLM Act)	-33.94302462	151.2132036
PAMBULA	Offsite area (roadways) adjacent to United Service Station Pambula (former Shell)	Corner Quondola Street and Bullara STREET	Service Station	Regulation under CLM Act not required	-36.93104481	149.8746763
PARKES	Caltex Service Station Parkes	352-360 Clarinda STREET	Service Station	Regulation under CLM Act not required	-33.13317454	148.173643
PARKES	Former Caltex Parkes (Mugincoble) Depot - Eugowra Rd, Mugincoble	Eugowra ROAD	Service Station	Regulation under CLM Act not required	-33.19007031	148.224822
PARKES	BP Truckstop	(Newell Highway) 1 Forbes ROAD	Other Petroleum	Regulation under CLM Act not required	-33.14309226	148.1710282
PARKES	Former BP Telescope Service Station	339-341 Clarinda STREET	Service Station	Regulation under CLM Act not required	-33.13216152	148.1743239
PARKES	BP Reliance East End Service Station Parkes	46 Clarinda STREET	Service Station	Regulation under CLM Act not required	-33.14243539	148.1846227

Suburb	SiteName	Address	ContaminationActivityType	ManagementClass	Latitude	Longitude
PARKES	Former Parkes Gasworks (including Rail Corridor and offsite land)	129 Woodward Street and land within the Parkes railway CORRIDOR	Gasworks	Contamination currently regulated under CLM Act	-33.14480316	148.1844397
PARKLEA	Caltex Parklea Service Station	Old Windsor (north of Miami Street) ROAD	Service Station	Regulation under CLM Act not required	-33.72427108	150.9388531
PARRAMATTA	BP Service Station	435 Church STREET	Service Station	Regulation under CLM Act not required	-33.80498714	151.0056151
PARRAMATTA	Coleman Oval Embankment	Cnr of Pitt STREET and Maquarie STREET	Unclassified	Regulation under CLM Act not required	-33.80441625	150.9954841
PARRAMATTA	7-Eleven (former Mobil) Service Station	81 Victoria ROAD	Service Station	Regulation under CLM Act not required	-33.80919769	151.0142894
PARRAMATTA	Parramatta Park Toilet Block Demolition	The Cresent Toilet Block Parramatta PARK	Unclassified	Regulation under CLM Act not required	-33.81054034	150.9961968
PAUPONG	Former Timber Treatment Plant	Off Paupong ROAD	Other Industry	Regulation under CLM Act not required	-36.57657408	148.6624998
PENDLE HILL	7-Eleven Service Station	217 Wentworth AVENUE	Service Station	Regulation under CLM Act not required	-33.8017814	150.9577994
PENNANT HILLS	Shell Coles Express Pennant Hills West	386 Pennant Hills ROAD	Service Station	Contamination formerly regulated under the CLM Act	-33.73928611	151.0679704
PENRITH	Mirvac Industrial Site	2101 Castlereagh ROAD	Other Industry	Regulation under CLM Act not required	-33.73497514	150.6954097
PENRITH	7-Eleven (former Mobil) Service Station	212-222 Andrews ROAD	Service Station	Regulation under CLM Act not required	-33.73059678	150.6952571
PENRITH	Lowes Petroleum (Former Mobil) Depot Penrith	174 Coreen AVENUE	Other Petroleum	Regulation under CLM Act not required	-33.74484268	150.6980504
PENRITH	Caltex Service Station	Castlereagh Rd Cnr Lugard STREET	Service Station	Regulation under CLM Act not required	-33.73426843	150.6933382
PENRITH	BP Express Service Station	Corner Coreen Avenue and Castlereagh ROAD	Service Station	Regulation under CLM Act not required	-33.74385498	150.6925743
PENRITH	Crane Enfield Metals	2115-2131 Castlereagh ROAD	Metal Industry	Contamination formerly regulated under the CLM Act	-33.73734959	150.696442

Suburb	SiteName	Address	ContaminationActivityType	ManagementClass	Latitude	Longitude
PENRITH	7-Eleven Service Station Penrith	30 Henry STREET	Service Station	Regulation under CLM Act not required	-33.75408799	150.7045594
PENRITH	Caltex Penrith Service Station	153 Coreen AVENUE	Service Station	Regulation under CLM Act not required	-33.74287244	150.6927071
PENRITH	Jet 60 Dry Cleaners	Shop 3 134-138 Henry STREET	Unclassified	Regulation under CLM Act not required	-33.75231953	150.6964541
PENRITH	Former Dry Cleaners	Shop 3, 134-138 Henry STREET	Other Industry	Regulation under CLM Act not required	-33.75231953	150.6964541
PENSHURST	7-Eleven Service Station	612 Forest ROAD	Service Station	Regulation under CLM Act not required	-33.96153533	151.0793525
PENSHURST	Caltex Service Station	641 King Georges ROAD	Service Station	Regulation under CLM Act not required	-33.95985335	151.0891118
PERISHER VALLEY	Perisher Centre Loading Dock	Kosciuszko ROAD	Other Petroleum	Regulation under CLM Act not required	-36.40392862	148.4111593
PERISHER VALLEY	Perisher Ski Resort	Kosciuszko ROAD	Other Petroleum	Regulation under CLM Act not required	-36.41106374	148.4005469
PETERSHAM	Fanny Durack Aquatic Centre	Station STREET	Unclassified	Regulation under CLM Act not required	-33.89194583	151.151824
PETERSHAM	7-Eleven Petersham	8-10 Crystal STREET	Service Station	Regulation under CLM Act not required	-33.88867433	151.1585716
PHEASANTS NEST	7-Eleven Service Station	(Southbound) Hume HIGHWAY	Service Station	Regulation under CLM Act not required	-34.28291571	150.6394606
PHEASANTS NEST	7-Eleven (former Mobil) Service Station	(Northbound) Hume HIGHWAY	Service Station	Regulation under CLM Act not required	-34.28303112	150.6363145
PICTON	Coles Express Picton	93-99 Argyle STREET	Service Station	Regulation under CLM Act not required	-34.16844337	150.6114236
PICTON	McDonalds	69 -71 Argyle STREET	Service Station	Regulation under CLM Act not required	-34.16711877	150.6121524
PITT TOWN	Whites Water Service	1 Canning PLACE	Other Industry	Regulation under CLM Act not required	-33.57418268	150.8811385

Suburb	SiteName	Address	ContaminationActivityType	ManagementClass	Latitude	Longitude
PLUMPTON	Woolworths Service Station Plumpton (Plumpton Marketplace Shops)	260 Jersey ROAD	Service Station	Regulation under CLM Act not required	-33.74478874	150.8369408
POINT PIPER	5 Wunulla Road Point Piper	5 Wunulla ROAD	Other Industry	Regulation under CLM Act not required	-33.8683426	151.2532699
PORT BOTANY	Vopak B	20 Friendship ROAD	Chemical Industry	Regulation under CLM Act not required	-33.97946548	151.2121752
PORT BOTANY	Vopak A	49 Friendship ROAD	Chemical Industry	Regulation under CLM Act not required	-33.97426175	151.2206228
PORT BOTANY	Terminals	45 Friendship ROAD	Chemical Industry	Regulation under CLM Act not required	-33.97609287	151.2174402
PORT BOTANY	Bunnerong Canal	Between Brotherson Dock and Bumborah Point ROAD	Unclassified	Regulation under CLM Act not required	-33.96798227	151.2230052
PORT BOTANY	Bulk Liquids Berth UPSS, Port Botany	Charlotte ROAD	Other Petroleum	Regulation under CLM Act not required	-33.97386329	151.2120157
PORT BOTANY	Port Operations Centre UPSS, Port Botany	Penrhyn ROAD	Other Petroleum	Regulation under CLM Act not required	-33.96803686	151.2205968
PORT BOTANY	Port Botany Railway Corridors	Friendship ROAD	Other Industry	Regulation under CLM Act not required	-33.95467008	151.2178012
PORT BOTANY	Smith Bros	4 Bumborah Point ROAD	Other Petroleum	Regulation under CLM Act not required	-33.9681757	151.2239505
PORT BOTANY	Vopak Terminals - Pipeline Corridor	21 Fishburn ROAD	Other Industry	Regulation under CLM Act not required	-33.97946548	151.2121752
PORT KEMBLA	Coates Hire Facility (Eastern Portion)	1 Flinders STREET	Other Industry	Regulation under CLM Act not required	-34.47104817	150.89162
PORT KEMBLA	Shell Port Kembla CVRO	87-89 Flinders STREET	Other Petroleum	Regulation under CLM Act not required	-34.46964995	150.8953859
PORT KEMBLA	Darcy Road Rail Sidings	Darcy ROAD	Other Industry	Regulation under CLM Act not required	-34.47792834	150.9105503
PORT KEMBLA	No 2 Steelworks	Five Islands ROAD	Metal Industry	Contamination formerly regulated under the CLM Act	-34.45965024	150.8844432

Suburb	SiteName	Address	ContaminationActivityType	ManagementClass	Latitude	Longitude
PORT KEMBLA	Port Kembla Orica	Foreshore Road and Darcy ROAD	Other Industry	Contamination currently regulated under CLM Act	-34.47773583	150.9054545
PORT KEMBLA	Port Kembla, Auszinc Metals and Alloys	Lot 2 Shellharbour ROAD	Metal Industry	Regulation under CLM Act not required	-34.49335414	150.8961205
PORT KEMBLA	South Yard Rail Sidings	Lot 3 Old Port ROAD	Unclassified	Regulation under CLM Act not required	-34.47500551	150.8951759
PORT KEMBLA	Manildra Park	Flinders STREET	Other Petroleum	Contamination formerly regulated under the CLM Act	-34.46946878	150.8935731
PORT KEMBLA	Port Kembla Copper Smelter	Military ROAD	Metal Industry	Contamination currently regulated under POEO Act	-34.4810006	150.9063426
PORT KEMBLA	Caltex Service Station	16 Flinders STREET	Service Station	Regulation under CLM Act not required	-34.47058088	150.8945864
PORT KEMBLA	BHP Area 21	Springhill ROAD	Metal Industry	Contamination formerly regulated under the CLM Act	-34.45243931	150.8676495
PORT KEMBLA	Port Kembla Steelworks Recycling Area	Springhill ROAD	Unclassified	Regulation under CLM Act not required	-34.45271181	150.8677127
PORT KEMBLA	Commonwealth Rolling Mills (CRM)	Old Port ROAD	Metal Industry	Regulation under CLM Act not required	-34.47476117	150.8974746
PORT KEMBLA	Port Kembla, Former Electricity Commission Site	Old Port Road/Christie Drive ROAD	Other Industry	Regulation under CLM Act not required	-34.46899143	150.8982854
PORT KEMBLA	Port Kembla Steelworks - Steelhaven	Five Islands ROAD	Other Industry	Regulation under CLM Act not required	-34.47605247	150.891144
PORT KEMBLA	Port Kembla Steelworks - No.1 Works Site	Five Islands ROAD	Metal Industry	Regulation under CLM Act not required	-34.47386606	150.8794912
PORT KEMBLA	Port Kembla Springhill Works	Springhill ROAD	Metal Industry	Regulation under CLM Act not required	-34.45574479	150.875052
PORT KEMBLA	Metal Manufactures (MM Kembla)	30 Gloucester BOULEVARD	Metal Industry	Regulation being finalised	-34.48227206	150.9111203
PORT MACQUARIE	Former Mobil Depot	211 Lake ROAD	Other Petroleum	Regulation under CLM Act not required	-31.44688513	152.8864499

Suburb	SiteName	Address	ContaminationActivityType	ManagementClass	Latitude	Longitude
PORT MACQUARIE	Caltex Service Station	112-114 Gordon STREET	Service Station	Regulation under CLM Act not required	-31.43491709	152.9047618
PORT MACQUARIE	Caltex Port Macquarie Service Station	29 Lord STREET	Service Station	Regulation under CLM Act not required	-31.43326436	152.9169873
PORT MACQUARIE	Coles Myer	43 John Oxley DRIVE	Service Station	Regulation under CLM Act not required	-31.45741442	152.8739626
PORT MACQUARIE	Air BP Avgas Facility	Oliver DRIVE	Other Petroleum	Regulation under CLM Act not required	-31.43227222	152.8681083
PORT MACQUARIE	Former Mobil Service Station	Corner Oxley Highway and Major Innes DRIVE	Service Station	Regulation under CLM Act not required	-31.45738931	152.873956
PORT MACQUARIE	Port Macquarie Council Depot	Koala STREET	Unclassified	Regulation under CLM Act not required	-31.45341586	152.9032764
PORT MACQUARIE	Shell Coles Express Port Macquarie Service Station	121 Gordon STREET	Service Station	Regulation under CLM Act not required	-31.4343131	152.9046869
PORT MACQUARIE	Caltex Service Station	92 Hastings River DRIVE	Service Station	Regulation under CLM Act not required	-31.42934052	152.8830188
PORT MACQUARIE	Caltex Service Station	12-14 Bolwarra ROAD	Service Station	Regulation under CLM Act not required	-31.45015286	152.8854769
PORT MACQUARIE	Car park	28 Hayward STREET	Other Industry	Regulation under CLM Act not required	-31.43385131	152.9072399
PORTLAND	Ivanhoe Colliery	Pipers Flat ROAD	Other Industry	Regulation under CLM Act not required	-33.36595748	150.0099577
PORTLAND	Mt Piper Power Station	350 Boulder ROAD	Other Petroleum	Regulation under CLM Act not required	-33.35581541	150.0350801
PRAIRIEWOOD	7-Eleven (former Caltex) Service Station	485-487 Smithfield ROAD	Service Station	Regulation under CLM Act not required	-33.87102509	150.9031383
PRESTONS	Jalco Automotive Pty Ltd	238 Hoxton Park ROAD	Unclassified	Regulation under CLM Act not required	-33.92820345	150.8928415
PROSPECT	7-Eleven (former Mobil) Service Station Prospect	354 Flushcombe ROAD	Service Station	Regulation under CLM Act not required	-33.79541624	150.9049417

Suburb	SiteName	Address	ContaminationActivityType	ManagementClass	Latitude	Longitude
PROSPECT	Pincott's Cottage, Gate C1	Off Reservoir ROAD	Unclassified	Regulation under CLM Act not required	-33.81589773	150.9144343
PROSPECT	Gatehouse, 544 Reservoir Road	544 Reservoir ROAD	Unclassified	Regulation under CLM Act not required	-33.81026272	150.9160605
PROSPECT	Cottage 3, William Lawson Drive	William Lawson DRIVE	Unclassified	Regulation under CLM Act not required	-33.81490331	150.9149885
PUNCHBOWL	Former BP Service Station	1375 Canterbury Road, corner Victoria ROAD	Service Station	Regulation under CLM Act not required	-33.93170424	151.0537302
PUNCHBOWL	Punchbowl Laundry	42-44 Belmore ROAD	Chemical Industry	Contamination currently regulated under CLM Act	-33.93582701	151.0562638
PUNCHBOWL	Caltex Service Station Punchbowl	1285-1289 Canterbury ROAD	Service Station	Regulation under CLM Act not required	-33.93146308	151.0596348
PUTNEY	Putney Marina	20 Waterview STREET	Other Industry	Regulation under CLM Act not required	-33.82608091	151.1003966
PYMBLE	Caltex Service Station	1089 Pacific HIGHWAY	Service Station	Regulation under CLM Act not required	-33.74102977	151.1385257
PYMBLE	Shell Coles Express Service Station	21 Ryde ROAD	Service Station	Regulation under CLM Act not required	-33.75198512	151.1438115
PYMBLE	Former 3M site	950 Pacific HIGHWAY	Gasworks	Regulation under CLM Act not required	-33.75050288	151.1460578
PYMBLE	Pymble West Dry Cleaners	6 Philip MALL	Other Industry	Under preliminary investigation order	-33.76109009	151.1284329
PYRMONT	Former Council Works Depot (Fig and Wattle Depot)	14-26 Wattle STREET	Other Industry	Regulation under CLM Act not required	-33.8752655	151.1942645
QUAKERS HILL	7-Eleven (former Mobil) Service Station	83 Lalor ROAD	Service Station	Regulation under CLM Act not required	-33.72759077	150.8966764
QUAKERS HILL	BP Branded Parkway (Former Caltex) Service Station Quakers Hill	450 Quakers Hill PARKWAY	Service Station	Regulation under CLM Act not required	-33.72998613	150.9023617
QUEANBEYAN	Former Mobil Service Station	153 Uriarra ROAD	Service Station	Regulation under CLM Act not required	-35.34425514	149.2148687

Suburb	SiteName	Address	ContaminationActivityType	ManagementClass	Latitude	Longitude
QUEANBEYAN	Bill Lilley Automotive	169 Crawford STREET	Service Station	Regulation under CLM Act not required	-35.35138121	149.232486
QUEANBEYAN	Woolworths Queanbeyan Service Station	196 Crawford (Cnr Morisset St) STREET	Service Station	Regulation under CLM Act not required	-35.35163055	149.2335759
QUEANBEYAN	Caltex Queanbeyan Service Station	88 Macquoid (also known as Bungendore Rd) STREET	Service Station	Regulation under CLM Act not required	-35.34930535	149.2438607
QUEANBEYAN	Former Mobil Emoleum Depot	109-111 High STREET	Other Petroleum	Regulation under CLM Act not required	-35.3396115	149.237556
QUEANBEYAN	Former Caltex Depot	20-30 Railway STREET	Other Petroleum	Regulation under CLM Act not required	-35.34218326	149.2253753
QUEANBEYAN	95 Crawford St, Queanbeyan	95 Crawford STREET	Chemical Industry	Under assessment	-35.34707	142.229088
QUEANBEYAN EAST	BP-Branded Service Station Queanbeyan	50 Yass ROAD	Service Station	Regulation under CLM Act not required	-35.34126641	149.2445103
QUEANBEYAN WEST	Caltex Service Station	Lanyon Dr Cnr Mccrae St (1 Suraci Place) STREET	Service Station	Regulation under CLM Act not required	-35.36372923	149.2067531
QUIRINDI	Former Mobil Depot Quirindi	4-6 Cross STREET	Other Petroleum	Regulation under CLM Act not required	-31.49903355	150.681972
QUIRINDI	Tamarang ServiCentre Quirindi	113-117 Station (also known as 119-121 Nowland) STREET	Service Station	Regulation under CLM Act not required	-31.50179204	150.6814611
QUIRINDI	Caltex Service Station, Quirindi	199-201 George STREET	Service Station	Regulation under CLM Act not required	-31.5068778	150.6805874
RAMSGATE	Shell Coles Express Service Station	Grand Parade cnr Ramsgate ROAD	Service Station	Regulation under CLM Act not required	-33.98537988	151.1471234
RANDWICK	7-Eleven Service Station	126-130 Barker STREET	Service Station	Contamination currently regulated under CLM Act	-33.92096152	151.2355927
RANDWICK	Caltex Service Station	2 Alison ROAD	Service Station	Regulation under CLM Act not required	-33.9065752	151.2320697
RANDWICK	Metro Petroleum	345 Avoca STREET	Service Station	Regulation under CLM Act not required	-33.92544832	151.2396799

Suburb	SiteName	Address	ContaminationActivityType	ManagementClass	Latitude	Longitude
RANDWICK	Service Station, Randwick	33-37 Carrington ROAD	Service Station	Contamination currently regulated under CLM Act	-33.90655015	151.2525065
RANDWICK	Newmarket Stage 3	Young & Barker STREET	Other Industry	Under assessment	-33.921459	151.237982
RATHMINES	Rathmine's Recreation Area	1 Overhill ROAD	Other Industry	Under assessment	-33.035452	151.587425
RAVENSWORTH	Ravensworth Operations Narama Mine	Lemington ROAD	Other Industry	Regulation under CLM Act not required	-32.47115903	151.0359579
RAVENSWORTH	Cumnock Colliery	Pikes Gully ROAD	Other Industry	Regulation under CLM Act not required	-32.40218281	150.9960082
RAYMOND TERRACE	Shell Coles Express Raymond Terrace	107 Adelaide (formerly Pacific Highway) STREET	Service Station	Regulation under CLM Act not required	-32.76110922	151.7492847
RAYMOND TERRACE	Caltex Service Station Raymond Terrace	136 Adelaide Street, corner Glenelg STREET	Service Station	Regulation under CLM Act not required	-32.76503842	151.7425264
RAYMOND TERRACE	Former Motor Registry	53 William STREET	Other Petroleum	Regulation under CLM Act not required	-32.76286473	151.7445839
RAYMOND TERRACE	Raymond Terrace Wastewater Treatment Works	22 Elizabeth AVENUE	Other Industry	Regulation under CLM Act not required	-32.7745339	151.7498871
RAYMOND TERRACE	Former Service Station	82 Benjamin Lee DRIVE	Service Station	Contamination currently regulated under CLM Act	-32.76079457	151.7738493
RAZORBACK	Muscat Developments Pty Ltd	115 Mount View CLOSE	Other Industry	Regulation under CLM Act not required	-34.15859952	150.6328008
REDFERN	BP Service Station	116 Regent STREET	Service Station	Regulation under CLM Act not required	-33.89367876	151.1995256
REDFERN	Former Printing Works	101a Marriott STREET	Other Industry	Regulation under CLM Act not required	-33.89512556	151.2113422
REDFERN	BP-branded Jasbe Surry Hills	411 Cleveland STREET	Service Station	Regulation under CLM Act not required	-33.89183974	151.2132466
REDFERN	Surry Hills Shopping Village	397-399 Cleveland & 2-38 Baptist STREET	Other Industry	Regulation under CLM Act not required	-33.89229521	151.2119397

Suburb	SiteName	Address	ContaminationActivityType	ManagementClass	Latitude	Longitude
REVESBY	Dorf Clark Industries	184-194 Milperra ROAD	Metal Industry	Regulation under CLM Act not required	-33.93387149	151.000553
REVESBY	Thetis Pty Ltd - Bituminous Products	33-35 Violet STREET	Chemical Industry	Contamination currently regulated under CLM Act	-33.93702092	151.0067896
REVESBY	Mirotone Pty Ltd	21 Marigold STREET	Chemical Industry	Contamination currently regulated under POEO Act	-33.93559608	151.0002207
REVESBY	Caltex Service Station Revesby	181 The River ROAD	Service Station	Regulation under CLM Act not required	-33.95573605	151.0171779
REVESBY	Commercial Premises	40 Marigold STREET	Unclassified	Regulation under CLM Act not required	-33.936897	150.998204
RHODES	Homebush Bay Sediments adjoining the former UCAL and Allied Feeds sites	Homebush BAY	Chemical Industry	Ongoing maintenance required to manage residual contamination (CLM Act)	-33.8263749	151.0839216
RHODES	Former Glad factory site	10-16 Marquet STREET	Chemical Industry	Regulation under CLM Act not required	-33.82884048	151.0848716
RHODES	Former Allied Feeds site	Walker STREET	Other Industry	Contamination formerly regulated under the CLM Act	-33.82465376	151.0870401
RHODES	Former UCAL site	Walker STREET	Chemical Industry	Ongoing maintenance required to manage residual contamination (CLM Act)	-33.82727505	151.0853195
RHODES	Homebush Bay sediments adjoining former Berger Paint factory	Oulton AVENUE	Chemical Industry	Ongoing maintenance required to manage residual contamination (CLM Act)	-33.83535308	151.083238
RICHMOND	Caltex Richmond Service Station	98 March (Cnr East Market St) STREET	Service Station	Regulation under CLM Act not required	-33.59937996	150.7514483
RICHMOND	Western Sydney University	2 College STREET	Unclassified	Regulation under CLM Act not required	-33.6192	150.755816
RIVERSTONE	Axalta Coating Systems	15-23 Melbourne ROAD	Other Industry	Regulation under CLM Act not required	-33.6636649	150.8557519
RIVERSTONE	7-Eleven Riverstone	55 Garfield ROAD	Service Station	Regulation under CLM Act not required	-33.67802232	150.8635246
RIVERSTONE	Woolworths Vineyard Service Station, Riverstone	1 Woodland Street, corner of Windsor ROAD	Service Station	Regulation under CLM Act not required	-33.65607641	150.8724067

Suburb	SiteName	Address	ContaminationActivityType	ManagementClass	Latitude	Longitude
RIVERSTONE	Vacant Commercial Land	88-94 Junction ROAD	Unclassified	Regulation under CLM Act not required	-33.66226398	150.8789967
RIVERWOOD	7-Eleven Riverwood	30 Bonds ROAD	Service Station	Regulation under CLM Act not required	-33.9523701	151.0583887
ROCKDALE	7-Eleven (former Mobil) Service Station	293 West Botany STREET	Service Station	Regulation under CLM Act not required	-33.94995672	151.1484667
ROCKDALE	7-Eleven Service Station	99 Railway STREET	Service Station	Regulation under CLM Act not required	-33.95247322	151.1356785
ROCKDALE	Lindsay St, Rockdale	7 Lindsay STREET	Other Industry	Under assessment	-33.95900867	151.1436466
ROCKDALE	Asphalt Netball Courts - Rockdale Womens Sportsfield	310 West Botany STREET	Landfill	Under assessment	-33.953777	151.149593
ROOTY HILL	7-Eleven (former Mobil) Service Station	106 Rooty Hill Road South ROAD	Service Station	Regulation under CLM Act not required	-33.78036181	150.8501998
ROOTY HILL	7-Eleven (former Mobil) Service Station	1042 Great Western HIGHWAY	Service Station	Regulation under CLM Act not required	-33.78214955	150.8287656
ROOTY HILL	Infrabuild NSW Pty Ltd (formerly OneSteel NSW Pty Ltd)	22 Kellogg ROAD	Other Industry	Regulation under CLM Act not required	-33.76664143	150.8493465
ROSE BAY	Caltex Rose Bay Service Station	488 Old South Head ROAD	Service Station	Regulation under CLM Act not required	-33.87475145	151.2723847
ROSE BAY	Rose Bay Budget Service station	638-646 New South Head ROAD	Service Station	Contamination formerly regulated under the CLM Act	-33.87062149	151.2677617
ROSEBERY	Autofoil P/L	2 Mentmore AVENUE	Other Industry	Regulation under CLM Act not required	-33.91121318	151.2054882
ROSEBERY	Caltex Rosebery Service Station	321 Gardeners (Cnr Macquarie St) ROAD	Service Station	Contamination formerly regulated under the CLM Act	-33.92302898	151.2059541
ROSEBERY	Former Industrial Site (Former Electroplating Facility)	108 Dunning AVENUE	Other Industry	Regulation under CLM Act not required	-33.91630811	151.201557
ROSEBERY	Rosebery Service Station	395 Gardeners ROAD	Service Station	Contamination formerly regulated under the CLM Act	-33.92246784	151.2024589

Suburb	SiteName	Address	ContaminationActivityType	ManagementClass	Latitude	Longitude
ROSEHILL	Former Akzo Nobel site	4 Grand AVENUE	Chemical Industry	Contamination currently regulated under CLM Act	-33.82238826	151.0319264
ROSEHILL	James Hardie Australia and former James Hardie lands	8 and 10 Colquhoun Street and 5 Devon STREET	Landfill	Ongoing maintenance required to manage residual contamination (CLM Act)	-33.82539019	151.0339466
ROSEHILL	2 Ritchie Street, Rosehill	2 Ritchie STREET	Unclassified	Contamination formerly regulated under the CLM Act	-33.82691192	151.0154948
ROSEHILL	James Hardie Factory (former, western portion)	181 James Ruse DRIVE	Other Industry	Ongoing maintenance required to manage residual contamination (CLM Act)	-33.81605834	151.0238145
ROSEHILL	Viva Clyde Western Area	Durham Street, Rosehill (Camellia Peninsula) STREET	Other Petroleum	Regulation under CLM Act not required	-33.824104	151.037338
ROSELANDS	Roselands Shopping Centre	24 Roseland AVENUE	Service Station	Regulation under CLM Act not required	-33.93499281	151.0691284
ROSELANDS	Woolworths Caltex Petrol Service Station Roselands	218 King Georges ROAD	Service Station	Regulation under CLM Act not required	-33.93303118	151.0735036
ROSELANDS	7-Eleven (former Mobil) Service Station	91 Canary's ROAD	Service Station	Regulation under CLM Act not required	-33.93356078	151.0736274
ROSEVILLE	Mobil Service Station	2 Boundary STREET	Service Station	Regulation under CLM Act not required	-33.78769177	151.1796011
ROSEVILLE CHASE	Coles Express Roseville Chase	388 Eastern Valley WAY	Service Station	Regulation under CLM Act not required	-33.78337722	151.1973901
ROZELLE	Caltex Service Station	121 Victoria ROAD	Service Station	Regulation under CLM Act not required	-33.86252996	151.168497
ROZELLE	7-Eleven (former Mobil) Service Station	178-180 (176-184) Victoria ROAD	Service Station	Regulation under CLM Act not required	-33.8630268	151.1680857
ROZELLE	Kennards Rozelle	15-39 Wellington STREET	Other Petroleum	Regulation under CLM Act not required	-33.86176757	151.1686519
ROZELLE	White Bay Power Station	Robert STREET	Other Industry	Regulation under CLM Act not required	-33.86674636	151.1772204
ROZELLE	BP Service Station	Corner Darling Street and Thornton STREET	Service Station	Regulation under CLM Act not required	-33.8591647	151.1716591

Suburb	SiteName	Address	ContaminationActivityType	ManagementClass	Latitude	Longitude
RUFUS RIVER	SA Water Depot - Rufus River	Old Wentworth STREET	Other Petroleum	Regulation under CLM Act not required	-34.04191512	141.2679475
RUSHCUTTERS BAY	d'Albora Marinas	1b New Beach ROAD	Other Industry	Contamination currently regulated under POEO Act	-33.87351297	151.2345082
RUTHERFORD	Rutherford Transpacific	11 Kyle STREET	Other Industry	Regulation under CLM Act not required	-32.71105203	151.500311
RUTHERFORD	Shell Coles Express Service Station Rutherford	118 New England HIGHWAY	Service Station	Regulation under CLM Act not required	-32.7208703	151.5394595
RUTHERFORD	Caltex Service Station	134-138 New England HIGHWAY	Service Station	Regulation under CLM Act not required	-32.7202589	151.5381526
RUTHERFORD	Transpacific Industrial Services/Nationwide Oil Pty Ltd	99 Kyle STREET	Chemical Industry	Regulation under CLM Act not required	-32.71262159	151.5013865
RUTHERFORD	Former Anambah Landfill	Anambah ROAD	Landfill	Regulation being finalised	-32.70493978	151.512629
RYDALMERE	Caltex Service Station	309 Victoria ROAD	Service Station	Regulation under CLM Act not required	-33.81196193	151.0371185
RYDALMERE	Mitsubishi Electric	348 Victoria ROAD	Other Industry	Contamination currently regulated under CLM Act	-33.81040138	151.0392812
RYDALMERE	Rheem Australia	1 Alan STREET	Other Industry	Contamination formerly regulated under the CLM Act	-33.81545013	151.0295476
RYDALMERE	BP Service Station	265 Victoria ROAD	Service Station	Regulation under CLM Act not required	-33.8109483	151.0328101
RYDALMERE	Hunter Douglas	Victoria ROAD	Chemical Industry	Regulation under CLM Act not required	-33.81009112	151.0384732
RYDALMERE	United Petroleum (former 7-Eleven) Service Station Rydalmere	262-272 Victoria ROAD	Service Station	Regulation under CLM Act not required	-33.81006724	151.032377
RYDE	Shell Coles Express Ryde	45 Lane Cove ROAD	Service Station	Regulation under CLM Act not required	-33.80726028	151.109981
RYDE	Caltex Service Station	110 Lane Cove ROAD	Service Station	Regulation under CLM Act not required	-33.80142973	151.1137925

Suburb	SiteName	Address	ContaminationActivityType	ManagementClass	Latitude	Longitude
RYDE	7-Eleven (former Mobil) Service Station	326-328 Blaxland ROAD	Service Station	Regulation under CLM Act not required	-33.80242183	151.1004278
RYDE	Ryde Bus Depot	51 - 75 Buffalo ROAD	Other Petroleum	Regulation under CLM Act not required	-33.81679771	151.1225255
SANCTUARY POINT	United Service Station, Sanctuary Point	147 Larmer AVENUE	Service Station	Regulation under CLM Act not required	-35.09918861	150.6329537
SANDGATE	Caltex Service Station Sandgate	162 Maitland ROAD	Service Station	Regulation under CLM Act not required	-32.86501596	151.706161
SANDGATE	North Limited Storage Handling facility	Maitland ROAD	Other Industry	Contamination formerly regulated under the CLM Act	-32.86598453	151.7012866
SANS SOUCI	7-Eleven (Former Mobil) Service Station	474 Rocky Point ROAD	Service Station	Regulation under CLM Act not required	-33.99088939	151.1333779
SANS SOUCI	BP Sans Souci	520 Rocky Point ROAD	Service Station	Contamination currently regulated under CLM Act	-33.99245122	151.1323571
SANS SOUCI	Kendall Street Reserve	Lawson Street and Kendall STREET	Landfill	Regulation under CLM Act not required	-33.99966431	151.13005
SANS SOUCI	Former Service Station	542-544 Rocky Point ROAD	Service Station	Contamination was addressed via the planning process (EP&A Act)	-33.99376148	151.1316131
SANS SOUCI	Former 7-Eleven Ramsgate	368 Rocky Point ROAD	Service Station	Contamination formerly regulated under the CLM Act	-33.98615125	151.1359961
SCHOFIELDS	Reserve 478, Grange Avenue, Schofields	Reserve 478, Grange AVENUE	Landfill	Regulation under CLM Act not required	-33.70228736	150.8518591
SCONE	Shell Coles Express Service Station	91- 93 Kelly STREET	Service Station	Contamination currently regulated under CLM Act	-32.04715941	150.8676346
SCONE	Scone Works Depot	220 Susan STREET	Other Petroleum	Regulation under CLM Act not required	-32.04444892	150.879152
SCONE	Mobil Scone Airport Elt	8 Walter Pye AVENUE	Other Petroleum	Regulation under CLM Act not required	-32.03596733	150.8323698
SCONE	BP - Former Depot	Scone St, Guernsey St & Susan STREET	Service Station	Contamination formerly regulated under the CLM Act	-32.04599284	150.8662046

Suburb	SiteName	Address	ContaminationActivityType	ManagementClass	Latitude	Longitude
SCONE	BP Scone	26 Kelly STREET	Service Station	Regulation under CLM Act not required	-32.04033034	150.86549
SCONE	BP Scone Service Station	58 Kelly STREET	Service Station	Contamination currently regulated under CLM Act	-32.0437827	150.8662754
SEVEN HILLS	7-Eleven (Former Mobil) Service Station Seven Hills	151 Prospect HIGHWAY	Service Station	Regulation under CLM Act not required	-33.76894646	150.9427004
SEVEN HILLS	Australia Post	3 Powers ROAD	Unclassified	Regulation under CLM Act not required	-33.77434009	150.9395495
SEVEN HILLS	Car Park (Former Brickworks / Warehouse)	1 Powers ROAD	Other Industry	Regulation under CLM Act not required	-33.77387442	150.9379787
SEVEN HILLS	BP-branded Jasbe Petroleum Service Station	156 Prospect HIGHWAY	Service Station	Regulation under CLM Act not required	-33.76906502	150.9414821
SEVEN HILLS	Caltex Service Station	38 Abbott ROAD	Service Station	Regulation under CLM Act not required	-33.76692649	150.9548271
SEVEN HILLS	Caltex Service Station Seven Hills	105 Station ROAD	Service Station	Regulation under CLM Act not required	-33.77435881	150.9448733
SEVEN HILLS	Former Australian Waste Oil Refineries Site	27 Powers ROAD	Other Industry	Contamination formerly regulated under the CLM Act	-33.77536127	150.9511122
SHELLY BEACH	Former Shelly Beach Landfill	Oaks AVENUE	Landfill	Regulation under CLM Act not required	-33.36700551	151.4913631
SHORTLAND	Former Astra Street Landfill	2 (part) & 28 (part) Astra STREET	Landfill	Contamination currently regulated under CLM Act	-32.8689426	151.6974685
SHORTLAND	Tuxford Park landfill	10 King STREET	Landfill	Regulation under CLM Act not required	-32.87721139	151.6936837
SHORTLAND	Former Lorna St landfill	8/475 Sandgate ROAD	Landfill	Regulation under CLM Act not required	-32.87888726	151.7023245
SHORTLAND	7-Eleven (Former BP) Service Station	298-302 Sandgate ROAD	Service Station	Regulation under CLM Act not required	-32.8861645	151.6953912
SHORTLAND	Shortland Wastewater Treatment Works	Aden STREET	Other Industry	Regulation under CLM Act not required	-32.88228564	151.6819137

Suburb	SiteName	Address	ContaminationActivityType	ManagementClass	Latitude	Longitude
SILVERWATER	Former Silverwater Landfill	Carnarvon ROAD	Landfill	Contamination currently regulated under CLM Act	-33.83506394	151.033214
SILVERWATER	Vacant property	103-105 Silverwater ROAD	Other Industry	Regulation under CLM Act not required	-33.83831374	151.0472576
SILVERWATER	Storage Facility	54-58 Derby STREET	Unclassified	Regulation under CLM Act not required	-33.83855869	151.0478649
SILVERWATER	Former Printing Facility	46-58 Derby STREET	Other Industry	Regulation under CLM Act not required	-33.83866058	151.0482675
SILVERWATER	Silverwater Correctional Complex	Holker STREET	Landfill	Regulation under CLM Act not required	-33.83123611	151.0585298
SILVERWATER	Vittoria	141 Silverwater ROAD	Other Industry	Under assessment	-33.834303	151.048664
SINGLETON	BP Service Station Singleton	53 George (Cnr Macquarie St) STREET	Other Petroleum	Regulation under CLM Act not required	-32.56182325	151.1748054
SINGLETON	Singleton Gasworks	55-57 John STREET	Gasworks	Contamination formerly regulated under the CLM Act	-32.56774715	151.1658188
SINGLETON	Shell Coles Express Service Station	69-73 George STREET	Service Station	Regulation under CLM Act not required	-32.56297156	151.1755215
SINGLETON	Mobil Singleton Airport Elt	74B Range ROAD	Other Petroleum	Regulation under CLM Act not required	-32.60270846	151.1944828
SINGLETON	Putty Saw Mill	(via Singleton) Putty ROAD	Other Industry	Contamination currently regulated under CLM Act	-32.99958725	150.7111684
SINGLETON	NSW Mines Rescue Services - Singleton	6 Lachlan AVENUE	Other Industry	Regulation under CLM Act not required	-32.54537821	151.156584
SMITHFIELD	Caltex Smithfield	16-18 Tait STREET	Service Station	Regulation under CLM Act not required	-33.84596441	150.9435497
SMITHFIELD	Freestones	1 Hume ROAD	Other Petroleum	Regulation under CLM Act not required	-33.83577694	150.9310112
SMITHFIELD	Liquip International	13 Hume ROAD	Other Industry	Regulation under CLM Act not required	-33.83802635	150.9319034

Suburb	SiteName	Address	ContaminationActivityType	ManagementClass	Latitude	Longitude
SMITHFIELD	Coles Express (former Mobil) Service Station	678 The Horsley Drive, corner Smithfield ROAD	Service Station	Regulation under CLM Act not required	-33.85376154	150.9400104
SMITHFIELD	Former Landfill	Little STREET	Landfill	Contamination being managed via the planning process (EP&A Act)	-33.85025253	150.9411561
SOUTH ALBURY	BP Border Service Station	Corner Ebden Street and Wodonga PLACE	Service Station	Contamination formerly regulated under the CLM Act	-36.08875942	146.9093882
SOUTH BOWENFELS	Shell Coles Express Service Station	Lot 1 Great Western HIGHWAY	Service Station	Regulation under CLM Act not required	-33.50589001	150.1238487
SOUTH COOGEE	Caltex South Coogee Service Station	169-173 Malabar ROAD	Service Station	Regulation under CLM Act not required	-33.93233184	151.2574377
SOUTH GRAFTON	Shell Coles Express Service Station	91 Bent STREET	Service Station	Regulation under CLM Act not required	-29.70605829	152.9400329
SOUTH GRAFTON	Former United (former Mobil) Service Station	Corner Pacific Highway and Charles STREET	Service Station	Regulation under CLM Act not required	-29.70814828	152.9412928
SOUTH GRAFTON	Former Caltex Service Station	46-58 Schwinghammer STREET	Service Station	Regulation under CLM Act not required	-29.71149672	152.9453337
SOUTH GRAFTON	Former Caltex Depot South Grafton	72-82 Swallow ROAD	Other Petroleum	Regulation under CLM Act not required	-29.73168549	152.944024
SOUTH GRAFTON	Caltex Service Station	Pacific Hwy Cnr Gwyder HIGHWAY	Service Station	Regulation under CLM Act not required	-29.70739015	152.9425508
SOUTH GRANVILLE	Enhance Service Station South Granville	2 Rawson ROAD	Service Station	Regulation under CLM Act not required	-33.86366193	151.0088768
SOUTH KEMPSEY	Caltex Service Station	52 Lachlan STREET	Service Station	Regulation under CLM Act not required	-31.09361084	152.8370796
SOUTH LISMORE	North Coast Petroleum (Former Mobil) Depot Lismore	19-21 Elliot ROAD	Other Petroleum	Regulation under CLM Act not required	-28.81212046	153.2661935
SOUTH LISMORE	Former Mobil Service Station	126 - 128 Union STREET	Service Station	Regulation under CLM Act not required	-28.81242175	153.267541
SOUTH LISMORE	Caltex Service Station	237 Union STREET	Service Station	Regulation under CLM Act not required	-28.82052708	153.2648111

Suburb	SiteName	Address	ContaminationActivityType	ManagementClass	Latitude	Longitude
SOUTH LISMORE	Former Mobil Depot	26-32 Phyllis STREET	Other Petroleum	Regulation under CLM Act not required	-28.81005206	153.2660073
SOUTH MURWILLUMBAH	Former Caltex Depot	39 Lundberg DRIVE	Service Station	Regulation under CLM Act not required	-28.332622	153.4212884
SOUTH MURWILLUMBAH	Caltex Service Station	1-7 Buchanan (Cnr Tweed Valley Way) STREET	Service Station	Regulation under CLM Act not required	-28.32687988	153.4093274
SOUTH MURWILLUMBAH	Former Mobil Depot	45 Wardrop STREET	Other Petroleum	Regulation under CLM Act not required	-28.33421395	153.3993772
SOUTH MURWILLUMBAH	Part Lot 100, DP 865105 - 332 Railway Street, South Murwillumbah NSW 2484	332 Railway STREET	Other Industry	Under assessment	-28.332395	153.402446
SOUTH NOWRA	Caltex South Nowra	100 Princes HIGHWAY	Service Station	Regulation under CLM Act not required	-34.90516081	150.6029621
SOUTH PENRITH	7-Eleven Service Station	45 Aspen STREET	Service Station	Regulation under CLM Act not required	-33.77727694	150.7107228
SOUTH TAMWORTH	Coles Express Tamworth	251 - 253 Goonoo Goonoo ROAD	Service Station	Contamination currently regulated under CLM Act	-31.1118945	150.9228523
SOUTH TAMWORTH	Caltex Service Station	2 Kathleen Street, corner Kent STREET	Service Station	Regulation under CLM Act not required	-31.10361712	150.9186343
SOUTH WENTWORTHVILLE	Aldi Stores Development	331-339 Great Western HIGHWAY	Metal Industry	Regulation under CLM Act not required	-33.81605854	150.9697429
SOUTH WENTWORTHVILLE	Caltex Service Station	313 Great Western HIGHWAY	Service Station	Regulation under CLM Act not required	-33.81643692	150.9718802
SOUTH WEST ROCKS	Former Trial Bay Caltex Depot	Phillip DRIVE	Other Petroleum	Under assessment	-30.89190078	153.0573056
SOUTH WEST ROCKS	Former Shell Trial Bay Depot	Phillip DRIVE	Other Industry	Regulation under CLM Act not required	-30.89273836	153.0612772
SOUTH WEST ROCKS	Residential area and Reserve opposite Former Caltex terminal	Phillip DRIVE	Other Petroleum	Regulation under CLM Act not required	-30.89172594	153.0573164
SPRINGVALE	Springvale Colliery	Castlereagh HIGHWAY	Other Industry	Regulation under CLM Act not required	-33.40334736	150.1070462

Suburb	SiteName	Address	ContaminationActivityType	ManagementClass	Latitude	Longitude
ST CLAIR	7-Eleven (former Mobil) Service Station	4 Endeavour AVENUE	Service Station	Regulation under CLM Act not required	-33.79430926	150.7885793
ST IVES	7-Eleven (former Mobil) St Ives Service Station	157-159 Mona Vale Road, corner Putarri AVENUE	Service Station	Regulation under CLM Act not required	-33.73265301	151.1563899
ST IVES	Caltex Service Station	452 Mona Vale ROAD	Service Station	Regulation under CLM Act not required	-33.70752272	151.187545
ST IVES	Caltex Service Station	164 Mona Vale ROAD	Service Station	Regulation under CLM Act not required	-33.7307595	151.1570462
ST IVES	Caltex Service Station St Ives	363 Mona Vale ROAD	Service Station	Regulation under CLM Act not required	-33.7168971	151.1735263
ST IVES	Shell Service Station	179-181 Mona Vale ROAD	Service Station	Contamination formerly regulated under the CLM Act	-33.73124859	151.1575827
ST LEONARDS	Telstra Data Centre	4A Herbert STREET	Other Petroleum	Regulation under CLM Act not required	-33.81873741	151.1914222
ST MARYS	Former Woolworths Service Station	120-128 Forrester ROAD	Service Station	Regulation under CLM Act not required	-33.75525115	150.7752897
ST MARYS	7-Eleven (former Mobil) Service Station	2 Christie STREET	Service Station	Regulation under CLM Act not required	-33.74790843	150.7767667
ST MARYS	7-Eleven (former Mobil) Service Station	2 Wilson STREET	Service Station	Regulation under CLM Act not required	-33.77790415	150.771689
ST MARYS	Solveco	38 LINKS ROAD	Other Industry	Contamination currently regulated under CLM Act	-33.73875413	150.7716457
ST MARYS	Integral Energy Mt Druitt Transmission Substation	69 Kurrajong North ROAD	Other Industry	Regulation under CLM Act not required	-33.76376093	150.7921691
ST MARYS	Caltex St Marys Service Station	Wordoo St Cnr Forrester ROAD	Service Station	Regulation under CLM Act not required	-33.75334263	150.7755489
ST MARYS	Chemcolour Industries	19-25 Anne STREET	Chemical Industry	Regulation under CLM Act not required	-33.75027071	150.7725397
ST MARYS	Former Dry Cleaning Location	1-7 Queen STREET	Other Industry	Under assessment	-33.76223376	150.774412

Suburb	SiteName	Address	ContaminationActivityType	ManagementClass	Latitude	Longitude
ST MARYS	St Mary's Shopping Village	10 Charles Hackett DRIVE	Other Industry	Regulation under CLM Act not required	-33.76647672	150.7710143
ST MARYS	Sydney Metro - St Marys Tunnel Substratum Lot 4205	Beneath 1-7 Queen STREET	Other Industry	Under assessment	-33.762267	150.774381
ST PETERS	Cooks River Rail Terminal	20 Canal ROAD	Unclassified	Regulation under CLM Act not required	-33.91943986	151.1726689
ST PETERS	Camdenville Park	May STREET	Other Industry	Regulation under CLM Act not required	-33.90911815	151.176951
ST PETERS	Former Tidyburn Facility	53 Barwon Park ROAD	Chemical Industry	Contamination formerly regulated under the CLM Act	-33.9130091	151.1809912
ST PETERS	BP Express Service Station	2 Princes HIGHWAY	Service Station	Regulation under CLM Act not required	-33.90982281	151.1809936
ST PETERS	Former Industrial Manufacturing Facility (Taubman's Paints)	75 Mary STREET	Other Industry	Regulation under CLM Act not required	-33.91307297	151.1731383
ST PETERS	Burrows Industrial Estate	1-3 Burrows ROAD	Landfill	Regulation under CLM Act not required	-33.91814763	151.1789035
ST PETERS	St Peters Interchange	St Peters INTERCHANGE	Landfill	Under assessment	-33.912071	151.177458
STANMORE	125 Corunna Road	125 Corunna ROAD	Unclassified	Regulation under CLM Act not required	-33.88937382	151.1644589
STOCKTON	Former Coroba Landfill	310 Fullerton STREET	Landfill	Regulation under CLM Act not required	-32.89578751	151.7898857
STRATHFIELD	7-Eleven (former Mobil) Service Station	577 Liverpool ROAD	Service Station	Regulation under CLM Act not required	-33.88736091	151.0743474
STRATHFIELD SOUTH	Former Landfill Site	7-9 Dunlop STREET	Landfill	Regulation under CLM Act not required	-33.89509698	151.0796751
STRATHFIELD SOUTH	7-23 Water Street, Strathfield South	7-23 Water STREET	Landfill	Regulation under CLM Act not required	-33.895928	151.082037
STROUD	Stroud Fuel Supplies (Former Caltex) Service Station	1 Cowper STREET	Service Station	Regulation under CLM Act not required	-32.39092749	151.9563089

Suburb	SiteName	Address	ContaminationActivityType	ManagementClass	Latitude	Longitude
SUFFOLK PARK	BP Service Station	207-209 Broken Head ROAD	Service Station	Regulation under CLM Act not required	-28.68800088	153.6083821
SUFFOLK PARK	Suffolk Park dip site	Cnr Broken Head Road & Beech DRIVE	Cattle Dip	Regulation under CLM Act not required	-28.6874242	153.6072824
SUMMER HILL	Maurice Dry Cleaners	150 Smith STREET	Other Industry	Under assessment	-33.89191012	151.1372942
SURRY HILLS	Woolworths Petrol Surry Hills	475 Cleveland STREET	Service Station	Regulation under CLM Act not required	-33.89223271	151.2161434
SURRY HILLS	Former Legion Cabs (Trading) Cooperative	81 & 81A (Formerly 69 - 81) Foveaux STREET	Service Station	Regulation under CLM Act not required	-33.88470082	151.2107944
SURRY HILLS	Ausgrid Road Reserve	Mary STREET	Other Industry	Regulation under CLM Act not required	-33.88292195	151.2095176
SUTHERLAND	United Service Station and Sutherland Reservoir	1 to 3 Oxford STREET	Service Station	Contamination currently regulated under CLM Act	-34.029532	151.0579906
SUTHERLAND	7-Eleven Service Station	693 Old Princes HIGHWAY	Service Station	Regulation under CLM Act not required	-34.02976735	151.0588789
SUTTON FOREST	Coles Express Sutton Forest West	Hume HIGHWAY	Service Station	Regulation under CLM Act not required	-34.60808989	150.2250592
SWANSEA	Caltex Service Station	126 Pacific HIGHWAY	Service Station	Regulation under CLM Act not required	-33.08811841	151.6381764
SWANSEA	Swansea 1 - Wastewater Pumping Station	137 and 137a Northcote AVENUE	Other Industry	Regulation under CLM Act not required	-33.09733813	151.6473669
SYDENHAM	SRA Land	117 Railway PARADE	Other Industry	Regulation under CLM Act not required	-33.91560723	151.1656846
SYDENHAM	Sydenham XPT Maintenance Facility	Way STREET	Other Industry	Regulation under CLM Act not required	-33.91698468	151.1614089
SYDNEY	Interpro House (OSP 46581)	447 Kent STREET	Other Petroleum	Regulation under CLM Act not required	-33.87225413	151.204761
SYDNEY	Eurostar Dry Cleaners	100 Oxford STREET	Chemical Industry	Regulation under CLM Act not required	-33.8792987	151.2156647

Suburb	SiteName	Address	ContaminationActivityType	ManagementClass	Latitude	Longitude
SYDNEY	Chifley Tower (basement fuel storage area)	2 Chifley SQUARE	Other Petroleum	Regulation under CLM Act not required	-33.8659151	151.2117496
SYDNEY OLYMPIC PARK	RMS Western Precinct	14A-14E and 16 Hill ROAD	Other Petroleum	Regulation under CLM Act not required	-33.82239777	151.0758664
SYDNEY OLYMPIC PARK	Haslams Creek South Area 3	At Kronos Hill, Kevin Coombes AVENUE	Landfill	Contamination formerly regulated under the CLM Act	-33.84113059	151.0602966
SYDNEY OLYMPIC PARK	Bicentennial Park	Bicentennial DRIVE	Landfill	Ongoing maintenance required to manage residual contamination (CLM Act)	-33.84456248	151.0788116
SYDNEY OLYMPIC PARK	Former Golf Driving Range Landfill	Sarah Durack AVENUE	Landfill	Ongoing maintenance required to manage residual contamination (CLM Act)	-33.85358517	151.0713987
SYDNEY OLYMPIC PARK	Kronos Hill Landfill	Kevin Coombes AVENUE	Landfill	Ongoing maintenance required to manage residual contamination (CLM Act)	-33.84014442	151.0649521
SYDNEY OLYMPIC PARK	Wilson Park (Former oil gas plant site)	Newington ROAD	Gasworks	Ongoing maintenance required to manage residual contamination (CLM Act)	-33.82623982	151.0536833
SYDNEY OLYMPIC PARK	Woo-la-ra Landfill	Hill ROAD	Landfill	Ongoing maintenance required to manage residual contamination (CLM Act)	-33.82695807	151.07282
SYDNEY OLYMPIC PARK	Aquatic Centre Carpark Landfill	Shane Gould AVENUE	Landfill	Ongoing maintenance required to manage residual contamination (CLM Act)	-33.85153457	151.0678127
SYDNEY OLYMPIC PARK	Blaxland Common Landfill	Jamieson STREET	Landfill	Ongoing maintenance required to manage residual contamination (CLM Act)	-33.82638382	151.05972
SYLVANIA	Caltex Service Station	61 Port Hacking ROAD	Service Station	Regulation under CLM Act not required	-34.0140089	151.104212
SYLVANIA HEIGHTS	Ampol Service Station (former Caltex) - Sylvania Heights	414-416 Princes HIGHWAY	Service Station	Contamination currently regulated under CLM Act	-34.02361051	151.0895394
TALBINGO	Old Town Landfill	Bridle STREET	Landfill	Regulation under CLM Act not required	-35.59018237	148.3041771
TALBINGO	T3 Spoil dump and adjoining river sediments	Off Snowy Mountains HIGHWAY	Landfill	Contamination formerly regulated under the CLM Act	-35.6177268	148.2926158
TALBINGO	Former grit blasting site	Old Damsite ROAD	Other Industry	Regulation under CLM Act not required	-35.60894551	148.3030165

Suburb	SiteName	Address	ContaminationActivityType	ManagementClass	Latitude	Longitude
TALLAWANG	Rail Corridor at Tallawang	Whistons LANE	Other Industry	Under assessment	-32.211829	149.476697
TAMINDA	Taminda Depots and Adjacent Areas	27-29 Gunnedah ROAD	Other Petroleum	Regulation being finalised	-31.09642128	150.9058193
TAMINDA	Mobil Depot	9 Hinkler ROAD	Other Petroleum	Regulation under CLM Act not required	-31.09584286	150.9040493
TAMINDA	Cleanaway Operations Pty Ltd	31 Gunnedah ROAD	Other Industry	Regulation being finalised	-31.09621029	150.9051567
TAMINDA	Cummins South Pacific Pty Ltd	141 Gunnedah ROAD	Other Petroleum	Regulation under CLM Act not required	-32.211829	149.476697
TAMWORTH	Caltex Tamworth Service Station	109 Gunnedah ROAD	Service Station	Regulation under CLM Act not required	-31.09723226	150.8955299
TAMWORTH	Curlew Crescent	19-29 Curlew CRESCENT	Metal Industry	Regulation under CLM Act not required	-31.06963607	150.9069306
TAMWORTH	Former Service Station, Fitzpatrick Super Fund, Tamworth	210 Goonoo Goonoo ROAD	Service Station	Regulation under CLM Act not required	-31.10613594	150.9234143
TAMWORTH	Gunnedah Road Site	49 GUNNEDAH ROAD	Other Industry	Contamination formerly regulated under the CLM Act	-31.09574904	150.9021583
TAMWORTH	Elovera Former Sheep Dip	730 Ascot Calala ROAD	Cattle Dip	Regulation under CLM Act not required	-31.1801846	150.962897
TAMWORTH	Housing NSW	29 -33 White STREET	Other Petroleum	Regulation under CLM Act not required	-31.0915651	150.9357811
TAMWORTH	Former Mobil Service Station	373-375 Armidale ROAD	Service Station	Regulation under CLM Act not required	-31.10122679	150.9441341
TAMWORTH	Kensell's Mitsubishi	11-14 Kable AVENUE	Other Petroleum	Regulation under CLM Act not required	-31.08921565	150.9273063
TAMWORTH	Caltex Star Tamworth	21 White STREET	Service Station	Regulation under CLM Act not required	-31.09255137	150.9341709
TAMWORTH	Former Service Station Tamworth	(Cnr Scott Rd) 254-256 Goonoo Goonoo ROAD	Service Station	Regulation under CLM Act not required	-31.1118945	150.9228523

Suburb	SiteName	Address	ContaminationActivityType	ManagementClass	Latitude	Longitude
TAMWORTH	Elgas Depot (former gasworks)	115 Marius STREET	Gasworks	Regulation under CLM Act not required	-31.08546191	150.926437
TAMWORTH	Proposed ALDI Store Tamworth	194-196 Peel STREET	Other Industry	Regulation under CLM Act not required	-31.08522053	150.9260054
TAMWORTH	BP Viaduct	190 Peel STREET	Service Station	Under assessment	-32.211829	149.476697
TARAGO	Tarago Railway Siding	Goulburn STREET	Other Industry	Contamination currently regulated under CLM Act	-35.0695949	149.6516166
TARAGO	Tarago former Station Masters Cottage	106 Goulburn STREET	Other Industry	Contamination currently regulated under CLM Act	-35.06938653	149.6521178
TARCUTTA	Mobil Service Station	(Hume Highway) 32 Sydney STREET	Service Station	Contamination formerly regulated under the CLM Act	-35.2772942	147.73574
TAREE	Caltex Taree	12 Pitt STREET	Service Station	Regulation under CLM Act not required	-31.90551738	152.4783334
TAREE	Former Caltex Depot	44 Stevenson STREET	Other Petroleum	Regulation under CLM Act not required	-31.90563595	152.4640848
TAREE	Former BP Service Station (Reliance Petroleum)	150 Manning River DRIVE	Service Station	Regulation under CLM Act not required	-31.93842026	152.4682056
TAREE	Former Shell Depot	53-55 Stevenson STREET	Other Petroleum	Regulation under CLM Act not required	-31.90514622	152.4649706
TAREE	United Service Station and Former Mobil Depot	85 Muldoon Street, corner Grey Gum ROAD	Service Station	Regulation under CLM Act not required	-31.89744109	152.4508569
TAREE	Caltex Service Station	104-106 Commerce STREET	Service Station	Regulation under CLM Act not required	-31.90720519	152.4500926
TAREE	Footpath in front of the former BP service station	53-55 Victoria STREET	Service Station	Regulation under CLM Act not required	-31.91015653	152.4659073
TAREE	20 Pitt Street, Taree	20 Pitt STREET	Other Petroleum	Under assessment	-31.904006	152.482089
TAREN POINT	Former Oyster Farm	Part 2R Alexander Avenue and part 98 Woodlands ROAD	Other Industry	Contamination was addressed via the planning process (EP&A Act)	-34.01714802	151.1252694

Suburb	SiteName	Address	ContaminationActivityType	ManagementClass	Latitude	Longitude
TAREN POINT	Former Oyster Farmer	1A Atkinson ROAD	Other Industry	Regulation under CLM Act not required	-34.02081803	151.1283282
TAREN POINT	Former manufacturing site	46-50 Bay ROAD	Other Industry	Regulation under CLM Act not required	-34.0236184	151.1231649
TAREN POINT	Mangrove Lane Cycle pathway	Mangrove LANE	Unclassified	Regulation under CLM Act not required	-34.02404025	151.1324783
TAREN POINT	Caltex Service Station	114 Taren Point ROAD	Service Station	Regulation under CLM Act not required	-34.02065958	151.1218938
TAREN POINT	Shell Coles Express Service Station	99-103 Parraweena ROAD	Service Station	Regulation under CLM Act not required	-34.02630233	151.1200897
TAREN POINT	Redevelopment Site	25 Bay ROAD	Landfill	Regulation under CLM Act not required	-34.02119591	151.1274727
TELARAH	Former Ausgrid Depot	Green STREET	Other Industry	Regulation under CLM Act not required	-32.7276446	151.5269745
TELARAH	ACIRL	5 Junction STREET	Other Industry	Regulation under CLM Act not required	-32.73457183	151.5400128
TEMORA	Woolworths Caltex Temora	98-100 Hoskins STREET	Service Station	Regulation under CLM Act not required	-34.44324584	147.5318667
TEMORA	Former Temora Roundhouse	Corner Victoria and Camp STREET	Unclassified	Regulation under CLM Act not required	-34.45074538	147.5295383
TEMPE	Tempe Depot	1a Gannon STREET	Other Petroleum	Regulation under CLM Act not required	-33.92408255	151.1596469
TEMPE	Caltex Service Station	775 Princes HIGHWAY	Service Station	Contamination currently regulated under CLM Act	-33.9253681	151.1596532
TEMPE	Former Tempe Tip	South STREET	Landfill	Contamination currently regulated under CLM Act	-33.92558642	151.1667178
TEMPE	Railcorp Site Renwick Street	Renwick STREET	Other Industry	Regulation under CLM Act not required	-33.91997709	151.1576058
TENTERFIELD	United Tenterfield Service Station	94 Rouse STREET	Service Station	Regulation under CLM Act not required	-29.06260969	152.0168305

Suburb	SiteName	Address	ContaminationActivityType	ManagementClass	Latitude	Longitude
TERALBA	Lake Macquarie Teralba Sanitary Depot	Griffen ROAD	Landfill	Regulation under CLM Act not required	-32.9372059	151.6214528
TERALBA	Lucky's Scrap Metal Yard	21 Racecourse ROAD	Metal Industry	Contamination currently regulated under CLM Act	-32.946854	151.617115
TERANIA CREEK	Former Izzards Cattle Tick Dip	Wallace ROAD	Cattle Dip	Contamination formerly regulated under the CLM Act	-28.64999469	153.2788615
TERREY HILLS	United Terrey Hills Service Station	43 Booralie ROAD	Service Station	Under assessment	-33.680168	151.225029
THE ENTRANCE NORTH	The Entrance North Beach (Crown Reserve)	25CR Hargraves STREET	Landfill	Regulation under CLM Act not required	-33.33770829	151.5050033
THE ROCKS	Dawes Point Park	Hickson ROAD	Other Industry	Regulation under CLM Act not required	-33.85518053	151.2089319
THIRLMERE	Thirlmere Rail Heritage Museum	10 Barbour ROAD	Other Industry	Regulation under CLM Act not required	-34.20689245	150.5693902
THORNLEIGH	Caltex Thornleigh Service Station	192-198 Pennant Hills (Cnr Duffy Ave) ROAD	Service Station	Regulation under CLM Act not required	-33.72660793	151.08364
THORNLEIGH	Coles Express Service Station Thornleigh	188 - 190 Pennant Hills ROAD	Service Station	Regulation under CLM Act not required	-33.72502184	151.0850569
THORNTON	Energy Australia Thornton Pole Yard	55 Weakleys DRIVE	Other Industry	Regulation under CLM Act not required	-32.79973875	151.6374998
TIGHES HILL	Holcim Australia Cement Batching Plant	340 Industrial DRIVE	Other Industry	Regulation under CLM Act not required	-32.90532418	151.7574857
TIGHES HILL	SRA Land	73 Elizabeth STREET	Unclassified	Regulation under CLM Act not required	-32.90795794	151.754631
TIGHES HILL	Former Ampol Depot	94 Elizabeth STREET	Other Petroleum	Regulation under CLM Act not required	-32.90658137	151.757239
TIGHES HILL	Former Mobil Terminal	110 Elizabeth STREET	Other Petroleum	Contamination formerly regulated under the CLM Act	-32.90600406	151.7586907
TOCUMWAL	Former Mobil Depot	250 Murray STREET	Other Petroleum	Regulation under CLM Act not required	-35.79180653	145.5648214

Suburb	SiteName	Address	ContaminationActivityType	ManagementClass	Latitude	Longitude
TOCUMWAL	Former Mobil Depot	79-83 Deniliquin ROAD	Other Petroleum	Regulation under CLM Act not required	-35.80914914	145.5585528
TOCUMWAL	Murray Riverside Village	193 Quicks ROAD	Other Petroleum	Under assessment	-35.847146	145.594931
TOMAGO	Balcombe Sweat Furnace	26 Laverick AVENUE	Metal Industry	Regulation under CLM Act not required	-32.82557395	151.7056416
TOMAGO	Former Hydromet Site	25 School DRIVE	Metal Industry	Under assessment	-32.8301553	151.7300603
TOMAGO	RZM Site - Tomago	1877 Pacific HIGHWAY	Other Industry	Regulation under CLM Act not required	-32.81419433	151.6985159
TOMERONG	Log Cabin Service Station (United Petroleum)	D1300 Princes HIGHWAY	Service Station	Regulation under CLM Act not required	-35.01820959	150.5779687
TOONGABBIE	7-Eleven (Former Mobil) Service Station Toongabbie	3 Metella ROAD	Service Station	Regulation under CLM Act not required	-33.78692357	150.9462837
TOORMINA	Caltex Service Station	2 Minorca PLACE	Service Station	Regulation under CLM Act not required	-30.35229568	153.0906606
TORONTO	Coles XP (Former Mobil) Toronto Service Station	133 - 137 Cary (Cnr Thorne St) STREET	Service Station	Regulation under CLM Act not required	-33.01187681	151.5930879
TORONTO	BP Toronto Service Station	132 Cary (Cnr Donnelly Ave) STREET	Service Station	Regulation under CLM Act not required	-33.01144673	151.5937863
TORONTO	Toronto Hotel	74 Victory PARADE	Unclassified	Regulation under CLM Act not required	-33.01214835	151.5958127
TORONTO	Caltex Service Station	147 Cary STREET	Service Station	Regulation under CLM Act not required	-33.01288007	151.5928388
TORONTO	155B Brighton Avenue, Toronto NSW 2283	155B Brighton AVENUE	Other Industry	Regulation under CLM Act not required	-33.0149011	151.5997613
TOUKLEY	Former Shell Toukley Autoport	211 Main ROAD	Service Station	Regulation under CLM Act not required	-33.26383791	151.5386268
TOUKLEY	7-Eleven Australia	287 Main ROAD	Service Station	Regulation under CLM Act not required	-33.26469166	151.5462414

Suburb	SiteName	Address	ContaminationActivityType	ManagementClass	Latitude	Longitude
TOUKLEY	5-7 Main Road Toukley	5-7 Main Road ROAD	Service Station	Regulation under CLM Act not required	-33.26277418	151.5226848
TRANGIE	Caltex Service Station	(Mitchell Hwy) 76 Narromine STREET	Service Station	Regulation under CLM Act not required	-32.03234676	147.985164
TUGGERAH	BP Tuggerah	100 Pacific HIGHWAY	Service Station	Regulation under CLM Act not required	-33.30578167	151.4198083
TUMBARUMBA	Former Caltex Depot	150 Albury STREET	Other Petroleum	Regulation under CLM Act not required	-35.77024081	147.9927182
TUMBI UMBI	Former Tumbi Landfill	140 Bellevue ROAD	Landfill	Regulation under CLM Act not required	-33.3993472	151.456471
TUMUT	CSR Blue Dam	Jepsen AVENUE	Other Industry	Regulation under CLM Act not required	-35.30098337	148.1958308
TUMUT	CSR Railway cutting	Jepsen AVENUE	Unclassified	Regulation under CLM Act not required	-35.30422002	148.1942579
TUMUT	Former Telstra Depot	22-26 Carey STREET	Other Industry	Regulation under CLM Act not required	-35.29873079	148.2191122
TUNCESTER	Asbestos Waste Burial Site	13 Rifle Range ROAD	Other Industry	Contamination currently regulated under CLM Act	-28.79939255	153.2193708
TUROSS HEAD	Tern Inn Restaurant (abandoned UPSS)	2 Trafalgar ROAD	Service Station	Regulation under CLM Act not required	-36.05871059	150.1308443
TURRAMURRA	7-Eleven (former Mobil) Service Station Turramurra	1408 Pacific HIGHWAY	Service Station	Regulation under CLM Act not required	-33.73326389	151.1264194
TURRAMURRA	Woolworths Service Station	1233 Pacific HIGHWAY	Service Station	Regulation under CLM Act not required	-33.73317594	151.1313195
TURRELLA	Tulloch Australia Pty Ltd	61 Turrella STREET	Chemical Industry	Contamination currently regulated under CLM Act	-33.92857213	151.1475387
TWEED HEADS	Former Mobil Quix Service Station	60 MINJUNGBAL DRIVE	Service Station	Contamination formerly regulated under the CLM Act	-28.20143775	153.5445381
TWEED HEADS	Francis Street Road Reserve adjacent to 79-81 Wharf Street, Tweed Heads	79-81 Wharf STREET	Other Petroleum	Regulation under CLM Act not required	-28.17351959	153.542262

Suburb	SiteName	Address	ContaminationActivityType	ManagementClass	Latitude	Longitude
TWEED HEADS	Tweed Heads Slipway	8 Terranora TERRACE	Other Industry	Under assessment	-28.18052246	153.5416407
TWEED HEADS SOUTH	Former BP Depot	142 Minjungbal DRIVE	Other Petroleum	Regulation under CLM Act not required	-28.20860702	153.5455932
TWEED HEADS SOUTH	Coles Express Service Station	Corner Minjungbal Drive and Heffron STREET	Service Station	Regulation under CLM Act not required	-28.19459987	153.5419978
TWEED HEADS SOUTH	Woolworths Plus Petrol	98-102 Pacific (100 Minjungbal Drive) HIGHWAY	Service Station	Regulation under CLM Act not required	-28.20488521	153.5448675
TWEED HEADS WEST	Caltex Service Station	96 to 98 Kennedy DRIVE	Service Station	Regulation under CLM Act not required	-28.1871486	153.5229866
TYAGARAH	Tyagarah Airstrip	25 Staceys WAY	Other Petroleum	Regulation under CLM Act not required	-28.59511995	153.546834
ULAN	Ulan Coal Mine	4505 Ulan ROAD	Other Industry	Regulation under CLM Act not required	-32.25620603	149.7558075
ULLADULLA	Coles Express Ulladulla	153 Princes HIGHWAY	Service Station	Regulation under CLM Act not required	-35.36288274	150.47272
ULLADULLA	Woolworths Petrol Station	155-157 Princes HIGHWAY	Service Station	Regulation under CLM Act not required	-35.36316263	150.4725668
ULLADULLA	Caltex Service Station	62A Deering Street, corner Princes HIGHWAY	Service Station	Regulation under CLM Act not required	-35.36276828	150.473578
ULTIMO	Shell Coles Express Service Station	387-429 Wattle STREET	Service Station	Regulation under CLM Act not required	-33.88138825	151.1966791
UNANDERRA	Endeavour Energy Springhill Field Service Centre	195 Five Island ROAD	Other Industry	Regulation under CLM Act not required	-34.45837706	150.8598825
UNANDERRA	BlueScope Stainless Steel	13 Marley PLACE	Metal Industry	Contamination currently regulated under CLM Act	-34.44959798	150.8571632
UNANDERRA	Unanderra Weekend Detention Centre	34-40 Lady Penryhn DRIVE	Landfill	Regulation under CLM Act not required	-34.4620226	150.8473821
UNANDERRA	Veolia Environmental Services	9 Waynote PLACE	Other Industry	Regulation under CLM Act not required	-34.46042393	150.863232

Suburb	SiteName	Address	ContaminationActivityType	ManagementClass	Latitude	Longitude
UNANDERRA	Caltex Service Station	86-98 Princes HIGHWAY	Service Station	Regulation under CLM Act not required	-34.45414951	150.845165
UNANDERRA	Former Prime Service Station and adjoining lands	41-49 Princes HIGHWAY	Service Station	Contamination formerly regulated under the CLM Act	-34.45056105	150.8490833
UNANDERRA	DGL Environmental Pty Ltd	201 Five Islands ROAD	Metal Industry	Under assessment	-34.45384578	150.8552253
UNANDERRA	7-Eleven Unanderra	41-43 Princes HIGHWAY	Service Station	Regulation under CLM Act not required	-34.45056105	150.8490833
URALLA	Caltex Service Station	103 Bridge STREET	Service Station	Regulation under CLM Act not required	-30.64524911	151.4934484
URALLA	Phoenix Foundry	44 Duke STREET	Metal Industry	Regulation under CLM Act not required	-30.65093272	151.5004479
URANQUINTY	Former Caltex Depot Kapooka (Wagga Wagga)	6876 Olympic (Uranquinty Rd) HIGHWAY	Service Station	Regulation under CLM Act not required	-35.15319793	147.3085469
URUNGA	Former Antimony Process plant	Hillside DRIVE	Chemical Industry	Contamination currently regulated under CLM Act	-30.50422942	153.0132011
VALENTINE	BP Express Service Station	855 Macquarie DRIVE	Service Station	Regulation under CLM Act not required	-33.00801109	151.6425806
VALENTINE	Valentine Public School	Tallawalla ROAD	Unclassified	Regulation under CLM Act not required	-33.0091613	151.6423231
VALLA	BP Nambucca Heads (Travel Centre and Truckstop)	2 Corkwood ROAD	Other Industry	Regulation under CLM Act not required	-30.62648768	152.9727148
VILLAWOOD	Former Toll Site	110A Christina ROAD	Other Industry	Regulation under CLM Act not required	-33.87919117	150.9812193
VILLAWOOD	Former Defence Site	29 Biloela STREET	Landfill	Regulation under CLM Act not required	-33.88782978	150.9886275
VILLAWOOD	Former Siemens/Westinghouse	49 Miowera ROAD	Other Industry	Contamination formerly regulated under the CLM Act	-33.87641909	150.9836746
VILLAWOOD	Former Orica Crop Care	2 Christina ROAD	Chemical Industry	Contamination formerly regulated under the CLM Act	-33.880329	150.9896329

Suburb	SiteName	Address	ContaminationActivityType	ManagementClass	Latitude	Longitude
VILLAWOOD	PPG Industries	9 Birmingham AVENUE	Chemical Industry	Regulation under CLM Act not required	-33.87800757	150.9887929
VILLAWOOD	Former Electrical Component Manufacturer	66 Christina ROAD	Other Industry	Ongoing maintenance required to manage residual contamination (CLM Act)	-33.88018315	150.9838773
VILLAWOOD	Ettason Villawood Site	2A Birmingham AVENUE	Chemical Industry	Regulation under CLM Act not required	-33.87877335	150.9827722
VINEYARD	Shell Coles Express Service Station	731 Windsor ROAD	Service Station	Regulation under CLM Act not required	-33.65780463	150.8753245
WAGGA WAGGA	Caltex Service Station	170 Fitzmaurice STREET	Service Station	Regulation under CLM Act not required	-35.10289587	147.3679002
WAGGA WAGGA	Former BP Service Station	31 Bourke STREET	Service Station	Regulation under CLM Act not required	-35.12626628	147.3547199
WAGGA WAGGA	Caltex (former Mobil) Service Station	106 Edward STREET	Service Station	Regulation under CLM Act not required	-35.11910909	147.3682364
WAGGA WAGGA	Former Caltex Depot	60 Lake Albert DRIVE	Service Station	Regulation under CLM Act not required	-35.12316794	147.37724
WAGGA WAGGA	Former Mobil Depot Wagga Wagga	97-99 Coleman STREET	Other Petroleum	Regulation under CLM Act not required	-35.12173871	147.3576651
WAGGA WAGGA	Ashmont Autoport	Cnr Tobruk Street and Bardia STREET	Service Station	Regulation under CLM Act not required	-35.12517373	147.329919
WAGGA WAGGA	Former Caltex Service Station	343 Hammond AVENUE	Service Station	Regulation under CLM Act not required	-35.12420793	147.4157959
WAGGA WAGGA	Caltex Service Station	56 - 60 Docker St STREET	Service Station	Regulation under CLM Act not required	-35.11737947	147.3558145
WAGGA WAGGA	Former Iron Foundry	212-230 Hammond STREET	Metal Industry	Regulation under CLM Act not required	-35.12605478	147.4045461
WAGGA WAGGA	Coles Express Wagga Wagga	353-355 Edward STREET	Service Station	Regulation under CLM Act not required	-35.11606625	147.3509339
WAGGA WAGGA	Former Wiradjuri landfill	Narrung STREET	Landfill	Regulation under CLM Act not required	-35.09628532	147.3619535

Suburb	SiteName	Address	ContaminationActivityType	ManagementClass	Latitude	Longitude
WAGGA WAGGA	Former Gasworks	54 Chaston STREET	Gasworks	Ongoing maintenance required to manage residual contamination (CLM Act)	-35.12262069	147.3482778
WAGGA WAGGA	Former Gasworks	Cnr Tarcutta Street and Cross STREET	Gasworks	Ongoing maintenance required to manage residual contamination (CLM Act)	-35.10871183	147.3737933
WAGGA WAGGA	BP Wagga Wagga	180 Edward STREET	Service Station	Regulation under CLM Act not required	-35.11850802	147.3639619
WAGGA WAGGA	Former Dry Cleaning Facility	183 Fitzmaurice STREET	Other Industry	Contamination currently regulated under CLM Act	-35.10209987	147.3683852
WAHROONGA	Coles Express Wahroonga	1601 Pacific HIGHWAY	Service Station	Regulation under CLM Act not required	-33.71945571	151.1163002
WAHROONGA	7-Eleven Service Station	1579 Pacific HIGHWAY	Service Station	Regulation under CLM Act not required	-33.71974617	151.1168106
WAITARA	Caltex Service Station	59-61 Pacific HIGHWAY	Service Station	Regulation under CLM Act not required	-33.71064349	151.1024644
WALGETT	Former Shell Depot	Castlereagh HIGHWAY	Other Petroleum	Regulation under CLM Act not required	-30.00861179	148.1239938
WALLERAWANG	Wallerawang Power Station	1 Main STREET	Other Petroleum	Regulation under CLM Act not required	-33.40339296	150.0855101
WALLERAWANG	Lidsdale Coal Loading Facility	Main STREET	Other Industry	Regulation under CLM Act not required	-33.39996523	150.0737717
WALLSEND	Caltex Maryland Service Station Wallsend	41 Minmi ROAD	Service Station	Regulation under CLM Act not required	-32.88967866	151.6619253
WALLSEND	Coles Express Wallsend East	15 Thomas STREET	Service Station	Regulation under CLM Act not required	-32.90719444	151.6693426
WALLSEND	OneSteel Recycling	64-80 Sandgate ROAD	Metal Industry	Regulation under CLM Act not required	-32.89425477	151.6799648
WALLSEND	Ausgrid Wallsend Depot	Abbott STREET	Other Industry	Regulation under CLM Act not required	-32.90162796	151.6857267
WALLSEND	Cnr of Douglas Street and 111 Newcastle Road Wallsend	111 Newcastle ROAD	Metal Industry	Regulation under CLM Act not required	-32.90416617	151.6832227

Suburb	SiteName	Address	ContaminationActivityType	ManagementClass	Latitude	Longitude
WAMBERAL	Caltex Service Station	654 The Entrance ROAD	Service Station	Regulation under CLM Act not required	-33.42338668	151.4375685
WANGI WANGI	Myuna Colliery	Wangi Point ROAD	Other Industry	Regulation under CLM Act not required	-33.06139532	151.5697186
WARATAH	Waratah Area Health	Turton ROAD	Unclassified	Regulation under CLM Act not required	-32.90961233	151.7260867
WARATAH	Waratah former Gasworks	Turton and Georgetown ROADS	Gasworks	Contamination currently regulated under CLM Act	-32.90591166	151.7272715
WARDELL	Nancy's Cattle Dip, Thurgates Lane, Wardell	Thurgates LANE	Cattle Dip	Regulation under CLM Act not required	-28.9540212	153.4274874
WARILLA	Woolworths Petrol Warilla	43 -57 Shellharbour ROAD	Service Station	Regulation under CLM Act not required	-34.5470966	150.863748
WARKWORTH	Emulsion Plant, Dyno Nobel Asia Pacific Pty Ltd	186 Long Point ROAD	Chemical Industry	Regulation under CLM Act not required	-32.5781708	151.0834387
WARKWORTH	United Colliery	Jerrys Plains ROAD	Other Industry	Regulation under CLM Act not required	-32.5654356	150.9916698
WARNERS BAY	Caltex Service Station	55 King STREET	Service Station	Regulation under CLM Act not required	-32.97418806	151.6476184
WARNERS BAY	7-Eleven (former Mobil) Service Station	393 Hillsborough ROAD	Service Station	Regulation under CLM Act not required	-32.9659363	151.6543264
WARNERS BAY	Historically Filled Land	41-43 Charles STREET	Unclassified	Regulation under CLM Act not required	-32.97340461	151.6464383
WARNERVALE	Former Timber Treatment Plant	Aldenham and Railway ROADS	Other Industry	Contamination formerly regulated under the CLM Act	-33.24732018	151.4469037
WARRAGAMBA	Warragamba Dam Viewing Platform	Eighteenth STREET	Unclassified	Regulation under CLM Act not required	-33.88545624	150.6016219
WARRAGAMBA	Megarrity's Creek Site	Weir ROAD	Unclassified	Regulation under CLM Act not required	-33.8873146	150.5967305
WARRAWONG	Caltex Service Station	75-77 King STREET	Service Station	Regulation under CLM Act not required	-34.49037817	150.888802

Suburb	SiteName	Address	ContaminationActivityType	ManagementClass	Latitude	Longitude
WARREN	Former Shell Depot	8 Dubbo STREET	Other Petroleum	Regulation under CLM Act not required	-31.69379262	147.8308088
WARREN	Caltex Warren Service Station	1 Coonamble ROAD	Service Station	Regulation under CLM Act not required	-31.69508383	147.8405578
WARREN	Former Mobil Warren Depot	16 Dubbo STREET	Other Petroleum	Contamination currently regulated under CLM Act	-31.6943058	147.8314606
WARWICK FARM	Warwick Farm Public School	95 Lawrence Hargrave ROAD	Unclassified	Regulation under CLM Act not required	-33.90978695	150.9291852
WATERLOO	Proposed Construction Site	2 John STREET	Other Industry	Regulation under CLM Act not required	-33.89989686	151.2010324
WATERLOO	Waverley Woollahra Process Plant	355 Botany ROAD	Other Industry	Regulation under CLM Act not required	-33.9063092	151.2042672
WATERLOO	Shell Coles Express Service Station	867-877 South Dowling STREET	Service Station	Regulation under CLM Act not required	-33.90179774	151.2143789
WATERLOO	Lawrence Dry Cleaners	887-893 Bourke STREET	Unclassified	Contamination currently regulated under CLM Act	-33.89897433	151.2101436
WATERLOO	Divercity Waterloo Blocks C & D and adjacent plaza / park	1, 9, 13, 13A, 13B and 23 Archibald Avenue, 20 Dunkerley Place and 850 Bourke STREET	Other Industry	Regulation under CLM Act not required	-33.90200158	151.2098496
WATERLOO	Iconic (Former Chubb Factory) Waterloo	830-838 Elizabeth STREET	Other Industry	Regulation under CLM Act not required	-33.90227718	151.2060305
WATERLOO	22-24 Archibald Avenue	22-24 Archibald AVENUE	Other Petroleum	Regulation under CLM Act not required	-33.90206938	151.2139293
WAUCHOPE	Expressway Spares UST	3 Sancrox ROAD	Other Petroleum	Regulation under CLM Act not required	-31.44163879	152.8231104
WAUCHOPE	Former Shell Depot	56-64 High STREET	Other Petroleum	Regulation under CLM Act not required	-31.45804845	152.7314151
WAUCHOPE	Wauchope Service Station	57 High STREET	Service Station	Regulation under CLM Act not required	-31.45737022	152.7305018
WAUCHOPE	Former Timber Treatment Site	Blackbutt DRIVE	Other Industry	Regulation under CLM Act not required	-31.46575645	152.7228555

Suburb	SiteName	Address	ContaminationActivityType	ManagementClass	Latitude	Longitude
WAUCHOPE	Shell Coles Express Service Station	64 High STREET	Service Station	Regulation under CLM Act not required	-31.45764495	152.7315975
WAUCHOPE	Wauchope Public Primary School	2 Waugh STREET	Unclassified	Regulation under CLM Act not required	-31.45602953	152.7295059
WAVERTON	SRA Land	95 Bay ROAD	Unclassified	Contamination formerly regulated under the CLM Act	-33.83716728	151.1969497
WAVERTON	Berry's Bay Woodley's Marina	1 Balls Head DRIVE	Other Industry	Contamination formerly regulated under the POEO Act	-33.84441851	151.1947433
WAVERTON	Oyster Cove AGL	2 King STREET	Gasworks	Ongoing maintenance required to manage residual contamination (CLM Act)	-33.83637995	151.193541
WEE JASPER	Wee Jasper Tavern	6499 Wee Jasper ROAD	Other Industry	Regulation under CLM Act not required	-35.10992483	148.679428
WELLINGTON	Former Caltex Service Station	124-128 Lee STREET	Service Station	Regulation under CLM Act not required	-32.55082729	148.9411537
WELLINGTON	BP Wellington Service Station	35A Maxwell STREET	Service Station	Regulation under CLM Act not required	-32.55835121	148.9447284
WELLINGTON	Woolworths Petrol Wellington	79 Lee STREET	Service Station	Regulation under CLM Act not required	-32.54874227	148.9408531
WELLINGTON	The Wash Shed (Laundromat)	67 Gobolion STREET	Gasworks	Under assessment	-32.545525	148.943732
WELLINGTON	Police Citizens Youth Club (PCYC)	69 Gobolion STREET	Gasworks	Under assessment	-32.545654	148.944005
WELLINGTON	J&J Mechanical	1 Warrawee STREET	Gasworks	Under assessment	-32.545829	148.943352
WENTWORTH	Caltex - Wentworth	110 Adams STREET	Service Station	Regulation under CLM Act not required	-34.1024927	141.9160539
WENTWORTH FALLS	Bodington Hospital	Bodington DRIVE	Unclassified	Contamination formerly regulated under the CLM Act	-33.73204611	150.3874554
WENTWORTH POINT	RMS Eastern Precinct	3-7 Burroway ROAD	Other Petroleum	Regulation under CLM Act not required	-33.8233882	151.0815668

Suburb	SiteName	Address	ContaminationActivityType	ManagementClass	Latitude	Longitude
WENTWORTH POINT	Former TNT Express	23 Bennelong PARKWAY	Other Petroleum	Regulation under CLM Act not required	-33.83115118	151.0726636
WENTWORTHVILLE	Former Workshop	2 Rawson Rd and 8 Barfil CRESCENT	Unclassified	Regulation under CLM Act not required	-33.81568808	150.9671853
WERRINGTON	Caltex Service Station	Cnr Dunheved Rd and Henry Lawson DRIVE	Service Station	Regulation under CLM Act not required	-33.74577725	150.7409877
WERRINGTON	Claremont Meadows Former landfill	Gipps STREET	Landfill	Regulation under CLM Act not required	-33.77341076	150.7557628
WERRINGTON COUNTY	7-Eleven Werrington	Lot 122 Dunheved ROAD	Service Station	Regulation under CLM Act not required	-33.74699408	150.7428609
WEST BALLINA	Caltex Big Prawn Service Station	Pacific HIGHWAY	Service Station	Contamination formerly regulated under the CLM Act	-28.86374913	153.5321482
WEST GOSFORD	Caltex Service Station	283 Manns ROAD	Service Station	Regulation under CLM Act not required	-33.41659727	151.325219
WEST GOSFORD	Caltex Service Station	69-71 Pacific HIGHWAY	Service Station	Regulation under CLM Act not required	-33.42729985	151.3214621
WEST GOSFORD	Caltex Service Station	30a Pacific HIGHWAY	Service Station	Regulation under CLM Act not required	-33.42778813	151.3190581
WEST GOSFORD	Adcock Memorial Park	Central Coast HIGHWAY	Landfill	Contamination currently regulated under CLM Act	-33.42963075	151.3273331
WEST NOWRA	Endeavour Energy Nowra Field Service Centre	20 Depot ROAD	Other Industry	Regulation under CLM Act not required	-34.88993085	150.5878854
WEST PENNANT HILLS	7-Eleven (former Mobil) Service Station	552 Pennant Hills ROAD	Service Station	Regulation under CLM Act not required	-33.74686545	151.0508067
WEST RYDE	7-Eleven (former Mobil) Service Station	917 Victoria ROAD	Service Station	Regulation under CLM Act not required	-33.80921103	151.0932917
WEST RYDE	Pfizer Australia Pty Ltd	38-42 Wharf ROAD	Chemical Industry	Regulation under CLM Act not required	-33.81021085	151.0693631
WEST RYDE	Reckitt Benckiser	44 Wharf ROAD	Chemical Industry	Regulation under CLM Act not required	-33.81172205	151.0692752

Suburb	SiteName	Address	ContaminationActivityType	ManagementClass	Latitude	Longitude
WEST RYDE	JHM Property Development	2A Mellor STREET	Other Industry	Regulation under CLM Act not required	-33.81207534	151.094598
WEST TAMWORTH	Woolworths Petrol	119 Bridge STREET	Service Station	Regulation under CLM Act not required	-31.09358262	150.9167693
WEST WALLSEND	West Wallsend Cemetery	6 Cemetery ROAD	Unclassified	Regulation under CLM Act not required	-32.9025615	151.5701278
WEST WYALONG	Lowes Petroleum (Former BP) Depot West Wyalong	Compton (formerly known as Town Bypass/Railway Road) ROAD	Other Petroleum	Regulation under CLM Act not required	-33.93440247	147.2154596
WEST WYALONG	Caltex Depot	(Wyalong By-pass Rd) Lot 1-3 Showground ROAD	Service Station	Regulation under CLM Act not required	-33.92580863	147.1978504
WEST WYALONG	Former Mobil Depot	104 Compton ROAD	Other Petroleum	Regulation under CLM Act not required	-33.93449194	147.2147948
WESTON	Illegal Dumping Site	Corner Kline Street & First STREET	Unclassified	Regulation under CLM Act not required	-32.81367986	151.4551507
WETHERILL PARK	Former Fuel Storage Depot	200-212 Cowpasture ROAD	Other Petroleum	Regulation under CLM Act not required	-33.84568871	150.8764012
WETHERILL PARK	Sims Wetherill Park	35-37 Frank STREET	Metal Industry	Regulation under CLM Act not required	-33.84056122	150.9086265
WETHERILL PARK	Shell Coles Express Service Station	565 Polding STREET	Service Station	Regulation under CLM Act not required	-33.8569731	150.8992804
WETHERILL PARK	Cleanaway (Formerly Nationwide Oil) Wetherill Park	6 Davis ROAD	Other Industry	Regulation under CLM Act not required	-33.83770038	150.9045197
WETHERILL PARK	BOC Sydney Operations Centre	428-440 Victoria STREET	Chemical Industry	Regulation being finalised	-33.84375988	150.8960027
WETHERILL PARK	Camide Former Landfill	Newton ROAD	Landfill	Regulation under CLM Act not required	-33.83898879	150.8963813
WETHERILL PARK	Fairfield Sustainable Resource Centre	Corner Hassall Street and Widemere ROAD	Other Industry	Under assessment	-33.83860329	150.9170013
WICKHAM	Caltex Terminal and "Building 33" on offsite adjacent land	156 Hannell Street and 33 Annie STREET	Other Petroleum	Contamination currently regulated under CLM Act	-32.9153413	151.7560062

Suburb	SiteName	Address	ContaminationActivityType	ManagementClass	Latitude	Longitude
WICKHAM	Former Warehouse	10 Dangar STREET	Unclassified	Regulation under CLM Act not required	-32.92383206	151.759761
WICKHAM	Former Factory	57 Annie STREET	Other Industry	Regulation under CLM Act not required	-32.91524827	151.7539893
WICKHAM	Railcorp Wickham	50 Railway STREET	Other Industry	Regulation under CLM Act not required	-32.9210433	151.7544687
WICKHAM	Fuchs Lubricants Wickham	2 Holland STREET	Other Industry	Contamination currently regulated under CLM Act	-32.9214709	151.7556928
WILBERFORCE	Former Drum Reconditioners	12-14 Box AVENUE	Other Industry	Contamination formerly regulated under the CLM Act	-33.5453884	150.8587934
WILBERFORCE	Former Solvent Recycling Site	13 Box AVENUE	Chemical Industry	Regulation under CLM Act not required	-33.54557427	150.8577006
WILEY PARK	Sydney Water Property	1B Hillcrest STREET	Other Industry	Regulation under CLM Act not required	-33.92391634	151.0676256
WILLIAMTOWN	Hunter Land Effluent Pond	38 Cabbage Tree ROAD	Other Industry	Regulation under CLM Act not required	-32.80750069	151.8310107
WILLOUGHBY	Shell Coles Express Service Station	616-626 Willoughby ROAD	Service Station	Regulation under CLM Act not required	-33.80593769	151.1988559
WILLOUGHBY	Caltex Service Station	157 Penhur STREET	Service Station	Regulation under CLM Act not required	-33.79793513	151.1981926
WILLOUGHBY	BP Willoughby Express Tower	498 Willoughby STREET	Service Station	Contamination currently regulated under POEO Act	-33.81022918	151.199315
WILLOUGHBY	Bicentennial Reserve Former Landfill, Willoughby	Small STREET	Other Industry	Contamination currently regulated under CLM Act	-33.81271251	151.203433
WILLOUGHBY EAST	Willoughby Bus Depot	Corner Ann Street and Stan STREET	Other Industry	Regulation under CLM Act not required	-33.7982569	151.2038993
WILTON	Condell Park Homestead	(Part Lot 17 DP 270536) Condell Park ROAD	Unclassified	Regulation under CLM Act not required	-34.21910141	150.6837962
WINDANG	Caltex Service Station	244-248 Windang ROAD	Service Station	Regulation under CLM Act not required	-34.5274434	150.8691161

Suburb	SiteName	Address	ContaminationActivityType	ManagementClass	Latitude	Longitude
WINDSOR	Former Caltex Service Station	46-52 Macquarie STREET	Service Station	Regulation under CLM Act not required	-33.60783315	150.8213428
WINDSOR	Former Caltex Windsor Depot and Service Station	48-50 Mileham STREET	Service Station	Regulation under CLM Act not required	-33.61538627	150.8157517
WINDSOR	Woolworths (former Caltex) Service Station	Cnr Macquarie Street & Baker STREET	Service Station	Regulation under CLM Act not required	-33.60569346	150.8232803
WINDSOR	Former Windsor Fire Station	19 Fitzgerald STREET	Other Industry	Regulation under CLM Act not required	-33.6064873	150.8199089
WINDSOR	Windsor Zone Substation	56-60 Macquarie STREET	Other Industry	Regulation under CLM Act not required	-33.60812428	150.8208856
WINGHAM	Former Caltex Service Station	1036-1038 Wingham ROAD	Service Station	Regulation under CLM Act not required	-31.86236594	152.3805752
WINGHAM	Bogas Service Station	Cnr Primrose Street and Isabella STREET	Service Station	Regulation under CLM Act not required	-31.86833656	152.3716346
WINMALEE	Prime Winmalee Service Station	281 Hawkesbury ROAD	Service Station	Regulation under CLM Act not required	-33.68223276	150.5997203
WIRLINGA	Former Liquid Waste Disposal Facility	704 Riverina ROAD	Unclassified	Regulation under CLM Act not required	-36.07103958	147.0193522
WOLLI CREEK	Former Ausgrid Substation 10061	13 Gertrude STREET	Other Industry	Regulation under CLM Act not required	-33.93364031	151.1543818
WOLLONGONG	Redevelopment site	33 - 39 Beatson STREET	Other Petroleum	Regulation under CLM Act not required	-34.43196083	150.8976661
WOLLONGONG	Metro Petroleum	394 - 396 Crown STREET	Service Station	Under assessment	-34.425736	150.877619
WOLLONGONG	Caltex Service Station	9 Flinders STREET	Service Station	Regulation under CLM Act not required	-34.41505616	150.8932515
WOLLONGONG	Greenhouse Park	Springhill ROAD	Landfill	Contamination currently regulated under CLM Act	-34.44119949	150.8931764
WOLLONGONG	Former Wollongong Gasworks	120 and 122 Smith STREET	Gasworks	Regulation under CLM Act not required	-34.42030173	150.8906745

Suburb	SiteName	Address	ContaminationActivityType	ManagementClass	Latitude	Longitude
WOLLONGONG	Woolworths Service Station	425 Crown STREET	Service Station	Contamination formerly regulated under the CLM Act	-34.42637378	150.8799288
WOLLONGONG	Wollongong Harbour Central Spur	Off Endeavour DRIVE	Other Petroleum	Regulation under CLM Act not required	-34.42066879	150.906821
WOLLONGONG	Commercial Premises	76-78 Auburn STREET	Other Industry	Under assessment	-34.432119	150.888112
WOODBURN	Caltex Service Station	129 River STREET	Service Station	Regulation under CLM Act not required	-29.07206887	153.3409769
WOODBURN	Crown Reserve 88037 Woodburn	Pacific HIGHWAY	Landfill	Regulation under CLM Act not required	-29.06580577	153.3541886
WOOLGOOLGA	Caltex Woolgoolga Service Station	16 Bosworth ROAD	Service Station	Regulation under CLM Act not required	-30.12569561	153.1946006
WOOLGOOLGA	United Petroleum Service Station(1868 Solitary Islands Way)	56 Clarence STREET	Service Station	Contamination currently regulated under CLM Act	-30.11045544	153.1904609
WOOLLAHRA	Former Service Station	20 Wallis STREET	Service Station	Regulation under CLM Act not required	-33.8901965	151.2372752
WOOLLAHRA	Proposed Jewish Care Centre	7-21 Saber STREET	Unclassified	Regulation under CLM Act not required	-33.8904055	151.2480062
WOOLLAHRA	Caltex Woollahra Service Station	116 Old South Head ROAD	Service Station	Contamination formerly regulated under the CLM Act	-33.88959697	151.2553736
WOOLLOOMOOLOO	Former BP Service Station	2 Dowley STREET	Service Station	Contamination being managed via the planning process (EP&A Act)	-33.86940191	151.2218741
WOOLOMIN	Woolomin Gold Rush Store	65 Nundle ROAD	Other Petroleum	Contamination formerly regulated under the CLM Act	-31.30415134	151.149729
WOOLOOWARE	Caltex Service Station	100 Woolooware ROAD	Service Station	Regulation under CLM Act not required	-34.05274635	151.1408413
WOOLOOWARE	Oyster Farm	Captain Cook DRIVE	Other Industry	Regulation under CLM Act not required	-34.03807914	151.1476055
WOONGARRAH	Former Warnervale Landfill	236-264 Hakone ROAD	Landfill	Regulation under CLM Act not required	-33.2376313	151.464362

Suburb	SiteName	Address	ContaminationActivityType	ManagementClass	Latitude	Longitude
WOOTTON	Former Chemical Spill Site	11859 Pacific HIGHWAY	Chemical Industry	Regulation under CLM Act not required	-32.28168548	152.3117819
WOY WOY	Mobil Former Woy Woy Service Station and adjacent land	177-181 Blackwall ROAD	Service Station	Contamination formerly regulated under the CLM Act	-33.49257884	151.3273559
WOY WOY	Barry Robertson Holden	231 Blackwall ROAD	Service Station	Regulation under CLM Act not required	-33.49621068	151.3285128
WOY WOY	Bogas Service Station	66 Memorial AVENUE	Service Station	Contamination currently regulated under CLM Act	-33.5069738	151.3315579
WOY WOY	Rogers Park	Dunban ROAD	Landfill	Regulation under CLM Act not required	-33.50009693	151.3181347
WOY WOY	Austin Butler Memorial Oval	Blackwall ROAD	Landfill	Regulation under CLM Act not required	-33.48672201	151.3283032
WOY WOY	James Browne Oval	Welcome STREET	Landfill	Regulation under CLM Act not required	-33.49720596	151.3242986
WOY WOY	7-Eleven Service Station	Corner Rawson and Ocean Beach ROADS	Service Station	Regulation under CLM Act not required	-33.49379351	151.3201639
WYALONG	Caltex Service Station	50 Neeld (Newell Highway) STREET	Service Station	Regulation under CLM Act not required	-33.92665025	147.2446546
WYOMING	Caltex Service Station Wyoming	465 Pacific HIGHWAY	Service Station	Regulation under CLM Act not required	-33.40945391	151.3499812
WYONG	Wyong Bayer/Kemcon	16 Lucca ROAD	Chemical Industry	Contamination currently regulated under POEO Act	-33.26192339	151.4429446
WYONG	Caltex Service Station	M1 Pacific (Northbound) MOTORWAY	Service Station	Regulation under CLM Act not required	-33.25641477	151.4024821
WYONG	Caltex Service Station	M1 Pacific (Southbound) MOTORWAY	Service Station	Regulation under CLM Act not required	-33.25330747	151.4053862
WYONG	IXOM Facility	8 Pavitt CRESCENT	Other Industry	Regulation under CLM Act not required	-33.26379108	151.4485113
YAGOONA	Galserv Galvanising Services	117-153 Rookwood ROAD	Metal Industry	Contamination currently regulated under POEO Act	-33.89493085	151.0388013

Suburb	SiteName	Address	ContaminationActivityType	ManagementClass	Latitude	Longitude
YAGOONA	BP Service Station Potts Hill (Yagoona)	155 Rookwood ROAD	Service Station	Regulation under CLM Act not required	-33.89330525	151.0390969
YAGOONA	7-Eleven (former Mobil) Service Station	519 Hume HIGHWAY	Service Station	Regulation under CLM Act not required	-33.90760623	151.0207783
YAGOONA	Shell Coles Express Service Station	112 Rookwood ROAD	Service Station	Regulation under CLM Act not required	-33.89856213	151.0370458
YAGOONA	Sydney Water Corporation Potts Hill Complex	91 Brunker ROAD	Other Industry	Regulation under CLM Act not required	-33.89887589	151.0289165
YALLAH	Tallawarra Power Station site	Princes HIGHWAY	Unclassified	Ongoing maintenance required to manage residual contamination (CLM Act)	-34.52412143	150.8062159
YAMBA	Caltex Service Station	22 Treelands DRIVE	Service Station	Regulation under CLM Act not required	-29.42701701	153.3279204
YANCO	Former Service Station	14 Main AVENUE	Service Station	Contamination formerly regulated under the CLM Act	-34.60356494	146.4105016
YASS	Caltex Service Station	228 Comur STREET	Service Station	Regulation under CLM Act not required	-34.84440036	148.9140179
YASS	Caltex Service Station	1715 Yass Valley WAY	Service Station	Regulation under CLM Act not required	-34.80708856	148.8824228
YASS	Former Mobil Depot Yass and adjacent land	54-58 Laidlaw STREET	Service Station	Ongoing maintenance required to manage residual contamination (CLM Act)	-34.83226934	148.9069512
YASS	Former Gasworks	Dutton STREET	Gasworks	Contamination currently regulated under CLM Act	-34.83982614	148.9060029
YASS	Transgrid Depot Yass	2 Perry STREET	Unclassified	Under assessment	-34.86238341	148.9052809
YENNORA	Former Alcoa Australia Rolled Products Facility - Area 3	1 Kiora CRESCENT	Metal Industry	Regulation under CLM Act not required	-33.86568158	150.9649297
YENNORA	Spicer Axle Australia Manufacturing Facility	205-231 Fairfield ROAD	Other Industry	Regulation under CLM Act not required	-33.85655114	150.9579167
YENNORA	Former Caltex Service Station	137-141 Fairfield STREET	Service Station	Regulation under CLM Act not required	-33.86824768	150.9706137

Suburb	SiteName	Address	ContaminationActivityType	ManagementClass	Latitude	Longitude
YENNORA	Former Metal Plant	44 Larra STREET	Metal Industry	Contamination formerly regulated under the CLM Act	-33.86340576	150.9764349
YENNORA	TetraPak Site	6 Foray STREET	Other Industry	Contamination formerly regulated under the CLM Act	-33.8557183	150.9561605
YENNORA	19 Pine Road, Yennora	Pine ROAD	Metal Industry	Contamination currently regulated under CLM Act	-33.86713232	150.9621172
YETHOLME	Yetholme CCA Timber Treatment Plant	351 Eusdale ROAD	Other Industry	Contamination formerly regulated under the CLM Act	-33.45386256	149.8537787
YOUNG	Former Mobil Depot and Service Station Young	149 Lovell STREET	Service Station	Regulation under CLM Act not required	-34.31024587	148.290424
YOUNG	Former Shell Depot	166 Nasmyth STREET	Other Petroleum	Regulation under CLM Act not required	-34.31025192	148.2931008
YOUNG	Former battery recycler	45 Nasmyth STREET	Metal Industry	Contamination currently regulated under CLM Act	-34.31201571	148.306772
YOUNG	Adjacent to former battery recycler	47 Nasmyth STREET	Metal Industry	Contamination formerly regulated under the CLM Act	-34.31176273	148.3064765
YOUNG	Mobil Depot	186 Nasmyth STREET	Other Petroleum	Contamination currently regulated under CLM Act	-34.30954389	148.2908476
YOUNG	Former Caltex Depot	95 Lovell STREET	Service Station	Regulation under CLM Act not required	-34.31127119	148.2955092
ZETLAND	Energy Australia/ Ausgrid Zetland Depot	122 - 138 Joynton AVENUE	Other Industry	Regulation under CLM Act not required	-33.90883116	151.2101184
ZETLAND	Former Goodrich Control Systems, Zetland	84 - 92 Epsom ROAD	Other Industry	Regulation under CLM Act not required	-33.91025707	151.2078048

Appendix F: Planning Certificates

CUMBERLAND
CITY COUNCIL

APPLICANT: Ms J Nicholson

PLANNING CERTIFICATE

Issued under section 10.7(2) & (5) Environmental Planning and Assessment Act 1979

Property:	**28-54 Percival Road SMITHFIELD NSW 2164**
Title:	**Lot 34 DP 617521**
Land No:	99087
Certificate No:	PC2024/0022
Certificate Date:	08/01/2024
Applicant's Ref:	Smithfield

SECTION 10.7(2)

In accordance with the requirements of section 10.7(2) of the Environmental Planning and Assessment Act (1979) ("the Act"), the following prescribed matters relate to the land at the date of this certificate.

ITEM 1 - Names of relevant planning instruments and DCPs

1. The following environmental planning instruments apply to the carrying out of development on the land:

Cumberland Local Environmental Plan 2021

State Environmental Planning Policy (Biodiversity and Conservation) 2021
State Environmental Planning Policy (Exempt and Complying Development Codes) 2008
State Environmental Planning Policy (Housing) 2021
State Environmental Planning Policy (Industry and Employment) 2021
State Environmental Planning Policy (Planning Systems) 2021
State Environmental Planning Policy (Primary Production) 2021
State Environmental Planning Policy (Resilience and Hazards) 2021
State Environmental Planning Policy (Resource and Energy) 2021
State Environmental Planning Policy (Transport and Infrastructure) 2021
State Environmental Planning Policy No. 65 - Design Quality of Residential Apartment Development
State Environmental Planning Policy (Sustainable Buildings) 2022

The following development control plan apply to the carrying out of development on the land:

Cumberland Development Control Plan 2021

2. The following proposed environmental planning instruments and development control plans apply to the carrying out of development on the land and are or have been the subject of community consultation or on public exhibition under the Environmental Planning and Assessment Act 1979:

No proposed environmental planning instruments apply

No proposed development control plans apply

In this item - proposed environmental planning instrument means a draft environmental planning instrument and includes a planning proposal for a local environmental plan.

ITEM 2 - Zoning and land use under relevant planning instruments

1. (a) Zoning details in the environmental planning instruments identified in ITEM 1(1) above

Zone E4 General Industrial

1. Objectives of zone

- To provide a range of industrial, warehouse, logistics and related land uses.
- To ensure the efficient and viable use of land for industrial uses.
- To minimise any adverse effect of industry on other land uses.
- To encourage employment opportunities.
- To enable limited non-industrial land uses that provide facilities and services to meet the needs of businesses and workers.

2. Permitted without consent
Nil

3. Permitted with consent
Centre-based child care facilities; Depots; Food and drink premises; Freight transport facilities; Garden centres; General industries; Goods repair and reuse premises; Hardware and building supplies; Industrial retail outlets; Industrial training facilities; Kiosks; Landscaping material supplies; Light industries; Liquid fuel depots; Local distribution premises; Markets; Neighbourhood shops; Oyster aquaculture; Plant nurseries; Rural supplies; school based childcare; Take away food and drink premises; Tank-based aquaculture; Timber yards; Warehouse or distribution centres; Any other development not specified in item 2 or 4

4. Prohibited
Agriculture; Air transport facilities; Airstrips; Amusement centres; Animal boarding or training establishments; Boat launching ramps; Boat sheds; Camping grounds; Car parks; Caravan parks; Cemeteries; Charter and tourism boating facilities; Commercial premises; Correctional centres; Crematoria; Early education and care facilities; Eco-tourist facilities; Educational establishments; Entertainment facilities; Environmental facilities; Exhibition homes; Exhibition villages; Extractive industries; Farm buildings; Forestry; Function centres; Health services facilities; Heavy industrial storage establishments; Helipads; Highway service centres; Home businesses; Home occupations; Home occupations (sex services); Industries; Information and education facilities; Jetties; Marinas; Mooring pens; Moorings; Open cut mining; Recreation facilities (major); Registered clubs; Research stations; Residential accommodation; Restricted premises; Rural industries; Tourist and visitor accommodation; Veterinary hospitals; Water recreation structures; Water supply systems; Wharf or boating facilities

(b) Additional permitted uses

No additional uses apply

(c) Are there development standards applying to the land, which fix minimum land dimensions for the erection of a dwelling house on the land?

No fixed minimum land dimensions apply to this land

(d) Is the land within an area of outstanding biodiversity value under the Biodiversity Conservation Act 2016?

The land is not within an area of outstanding biodiversity value (Biodiversity Conservation Act 2016).

(e) Is the land within a heritage conservation area?

The land is not within a heritage conservation area

(f) Is there a heritage item situated on the land?

There are no heritage items situated on the land

2. (a) Zoning details in the proposed environmental planning instruments identified in ITEM 1(2) above

No draft zoning applies to the land

(b) Additional permitted uses

No draft additional uses apply

(c) Are there development standards applying to the land, which fix minimum land dimensions for the erection of a dwelling house on the land?

No fixed minimum land dimensions apply to the land under a draft environmental planning instrument

(d) Is the land within an area of outstanding biodiversity value under the Biodiversity Conservation Act 2016?

The land is not within an area of outstanding biodiversity value (Biodiversity Conservation Act 2016) under a draft environmental planning instrument.

(e) Is the land within a draft heritage conservation area?

The land is not within a draft heritage conservation area

(f) Is there a draft heritage item situated on the land?

There are no draft heritage items situated on the land

ITEM 3 - Contributions plans

1. ***The name of the contributions plan applying to the land is:***

Cumberland Local Infrastructure Contributions Plan 2020

The subject land is within Greater Sydney to which the Environmental Planning and Assessment (Housing and Productivity Contribution) Order 2023 applies.

2. ***The name of the draft contributions plan applying to the land is:***

No draft contributions plan applies.

ITEM 4 - Complying Development Exclusions

Is the land, land on which complying development may be carried out under clauses 1.17A(1)(c) to (e),(2),(3) and (4), 1.18 (1)(c3) and 1.19 of State Environmental Planning Policy (Exempt and Complying Development Codes) 2008?

Housing Code
No, to the extent that the land is affected by specific land exemptions.

The land is identified as being located in an environmentally sensitive area.

Rural Housing Code
No, to the extent that the land is affected by specific land exemptions.

The land is identified as being located in an environmentally sensitive area.

Low Rise Housing Diversity Code
No, to the extent that the land is affected by specific land exemptions.

The land is identified as being located in an environmentally sensitive area.

Housing Alterations Code
No, to the extent that the land is affected by specific land exemptions.

The land is identified as being located in an environmentally sensitive area.

General Development Code
No, to the extent that the land is affected by specific land exemptions.

The land is identified as being located in an environmentally sensitive area.

Industrial and Business Alterations Code
No, to the extent that the land is affected by specific land exemptions.

The land is identified as being located in an environmentally sensitive area.

Industrial and Business Buildings Code
No, to the extent that the land is affected by specific land exemptions.

The land is identified as being located in an environmentally sensitive area.

Container Recycling Facilities Code
No, to the extent that the land is affected by specific land exemptions.

The land is identified as being located in an environmentally sensitive area.

Subdivisions Code
No, to the extent that the land is affected by specific land exemptions.

The land is identified as being located in an environmentally sensitive area.

Demolition Code
No, to the extent that the land is affected by specific land exemptions.

The land is identified as being located in an environmentally sensitive area.

Fire Safety Code
No, to the extent that the land is affected by specific land exemptions.

The land is identified as being located in an environmentally sensitive area.

Agritourism and Farm Stay Accommodation Code
No, to the extent that the land is affected by specific land exemptions.

The land is identified as being located in an environmentally sensitive area.

ITEM 5 - Exempt Development Exclusions

Is the land, land on which exempt development may be carried out under clauses 1.16(1)(b1) to (d) and 1.16A of State Environmental Planning Policy (Exempt and Complying Development Codes) 2008?

Yes

ITEM 6 - Affected building notices and building product rectification orders

1. Is any affected building notice in force in respect of the land?

No

2. Is any building product rectification order in force in respect of the land that has not been fully complied with?

No

3. Has a notice of intention to make a building product rectification order been given in respect of that land that is outstanding?

No

In this item –

affected building notice has the same meaning as in the Building Products (Safety) Act 2017, Part 4.

building product rectification order has the same meaning as in the Building Products (Safety) Act 2017.

ITEM 7 - Land reserved for acquisition

Does an environmental planning instrument, or proposed environmental planning instrument referred to in item 1 makes provision in relation to the acquisition of the land by an authority of the State, as referred to in the Act, section 3.15.

No

ITEM 8 - Road widening and road realignment

Is the land affected by any road widening or road realignment under:

(a) Division 2 of Part 3 of the Roads Act 1993; or
(b) Any environmental planning instrument; or
(c) Any resolution of the Council?

No

ITEM 9 - Flood related development controls information

1. Is development on the land or part of the land located within a flood planning area and subject to flood related development controls.

Yes

2. Is the land or part of the land between the flood planning area and the probable maximum flood (PMF) and subject to flood-related development controls.

No

In this item-

flood planning area has the same meaning as in the Flood Risk Management Manual.

Flood Risk Management Manual means the Flood Risk Management Manual (ISBN 978-1-923076-17-4) published by the NSW Government in June 2023.

probable maximum flood has the same meaning as in the Flood Risk Management Manual.

ITEM 10 - Council and other public authority policies on hazard risk restrictions

(a) Whether or not the land is affected by a policy adopted by the Council that restricts the development of the land because of the likelihood of:-

(i)	land slip	No
(ii)	bushfire	No
(iii)	tidal inundation	No
(iv)	subsidence	No
(v)	acid sulphate soils	No, see below
(vi)	land contamination	No
(vii)	aircraft noise	No
(viii)	salinity	No, see below
(ix)	coastal hazards	No
(x)	sea level rise	No
(xi)	Other Risk	No

Acid Sulphate Soils: Council has not adopted a policy on Acid Sulphate Soils, however Acid Sulphate Soils have been mapped (refer to Cumberland Local Environmental Plan 2021 Acid Sulphate Soils Maps). Clause 6.1 of the LEP must be addressed if development is proposed where there are Acid Sulphate Soils.

Salinity: Council has not adopted a policy on Salinity, however Salinity have been mapped (refer to Cumberland Local Environmental Plan 2021 Salinity Maps). Clause 6.9 of the LEP states that Salinity must be considered prior to the approval of the development if the land is identified in the Salinity Map.

(b) Whether or not the land is affected by a policy adopted by another public authority (if the public authority has notified the council that the policy will be included in a planning certificate issued by the council) that restricts the development of the land because of the likelihood of:-

(i)	land slip	No
(ii)	bushfire	No
(iii)	tidal inundation	No
(iv)	subsidence	No
(v)	acid sulphate soils	No
(vi)	land contamination	No
(vii)	aircraft noise	No
(viii)	salinity	No
(ix)	coastal hazards	No
(x)	sea level rise	No
(xi)	Other Risk	No

ITEM 11 - Bush fire prone land

None of the land is bush fire prone land.

ITEM 12 - Loose - fill asbestos insulation

Has Council been notified that the land includes any residential premises (within the meaning of Division 1A of Part 8 of the Home Building Act 1989) that are listed on the register that is required to be maintained under that Division?

No. Contact NSW Fair Trading for more information.

ITEM 13 - Mine subsidence

Is the land proclaimed to be in a mine subsidence district within the meaning of the Coal Mine Subsidence Compensation Act 2017?

No

ITEM 14 - Paper subdivision information

Has a development plan been adopted that applies to the land or that is proposed to be subject to a consent ballot?

No

ITEM 15 - Property vegetation plans

Has Council been notified (by the person or body that approved the plan) of the existence of a property vegetation plan approved under Part 4 of the Native Vegetation Act 2003 (and that continues in force) applying to the land?

No

ITEM 16 - Biodiversity stewardship sites

Has Council been notified by the Biodiversity Conservation Trust that the land is a biodiversity stewardship site under a biodiversity stewardship agreement under Part 5 of the Biodiversity Conservation Act 2016?

No

Note - Biodiversity stewardship agreements include biobanking agreements under the Threatened Species *Conservation Act 1995*, Part 7A that are taken to be biodiversity stewardship agreements under the *Biodiversity Conservation Act 2016*, Part 5.

ITEM 17 - Biodiversity certified land

Is the land biodiversity certified land under Part 8 of the Biodiversity Conservation Act 2016?

No

Note - Biodiversity certified land includes land certified under the *Threatened Species Conservation Act 1995*, Part 7AA that is taken to be certified under the *Biodiversity Conservation Act 2016,* Part 8.

ITEM 18 - Orders under Trees (Disputes Between Neighbours) Act 2006

Has Council been notified that an order has been made under the Trees (Disputes Between Neighbours) Act 2006 to carry out work in relation to a tree on the land?

No

ITEM 19 - Annual charges under Local Government Act 1993 for coastal protection services that relate to existing coastal protection works

Has the owner (or any previous owner) of the land consented in writing to the land being subject to annual charges under section 496B of the Local Government Act 1993 for coastal protection services that relate to existing coastal protection works (within the meaning of section 553B of that Act)?

No

ITEM 20 - Western Sydney Aerotropolis

State Environmental Planning Policy (Precincts—Western Parkland City) 2021, Chapter 4 Western Sydney Aerotropolis does not apply to the land.

ITEM 21 - Development consent conditions for seniors housing

If State Environmental Planning Policy (Housing) 2021, Chapter 3, Part 5 applies to the land, are there any conditions from a development consent (granted after 11 October 2007) in relation to the land that are of the kind set out in clause 88(2) of the Policy.

Conditions from a development consent (granted after 11 October 2007) are registered on title if they are of a kind set out in clause 88(2) of the State Environmental Planning Policy (Housing) 2021.

ITEM 22 - Site compatibility certificates and development consent conditions for affordable rental housing.

1. Is Council aware of a current site compatibility certificate under State Environmental Planning Policy (Housing) 2021, or a former site compatibility certificate in relation to proposed development on the land?

No

2. If of State Environmental Planning Policy (Housing) 2021, Chapter 2, Part 2, Division 1 or 5 applies to the land, are there any conditions from a development consent in relation to the land that are of the kind set out in clause 21(1) or 40(1) of the Policy.

Conditions from a development consent are registered on title if they are of a kind set out in clause 22(1) or 40 (1) of the State Environmental Planning Policy (Housing) 2021.

3. *Have any terms of a kind referred to in clause 17(1) or 38(1) of State Environmental Planning Policy (Affordable Rental Housing) 2009 been imposed as a condition of development consent in relation to the land?*

Conditions from a development consent are registered on title if they are of a kind set out in clause 17(1) or 38(1) of the State Environmental Planning Policy (Affordable Rental Housing) 2009.

In this item –

former site compatibility certificate means a site compatibility certificate issued under *State Environmental Planning Policy (Affordable Rental Housing) 2009*.

Matters arising under Section 59(2) of the Contaminated Land Management Act 1997(CLM Act).

At the date of this certificate, is the land (or part of the land) to which this certificate relates to:

(a) Significantly contaminated land within the meaning of the CLM Act?

No

(b) Subject to a management order within the meaning of the CLM Act?

No

(c) Subject to an approved voluntary management proposal within the meaning of the CLM Act?

No

(d) Subject to an ongoing maintenance order within the meaning of the CLM Act?

No

(e) Subject of a site audit statement and a copy of such a statement has been provided to the Council?

No

Note: This information was sourced from the record under section 58 of the Contaminated Land Management Act 1997. If the land does not appear on the record, it may still be affected by contamination. For example: Contamination may be present, but the site has not been regulated by the EPA under the *Contaminated Land Management Act 1997*.

The EPA may be regulating contamination at the site through a license or notice under the Protection of the *Environment Operations Act 1997*.

Contamination at the site may be managed under the *State Environmental Planning Policy No 55-Remediation of Land.*

SECTION 10.7(5) INFORMATION

In accordance with section 10.7(5) of the Act the following advice is given on other relevant matters affecting the land.

1. Coastal matters and projected sea level rise

Council has been notified that the Department of Planning has adopted the New South Wales Coastal Planning Guideline: Adapting to Sea Level Rise (August 2010). The guideline can be viewed at www.planning.nsw.gov.au. The applicant should also refer to projected sea level rise low, medium and high scenario maps on http://www.ozcoasts.org.au/climate/Map_images/Sydney/mapLevel2.jsp for further information.

2. Acid Sulfate

No, the land is not affected by Acid Sulfate Soils

3. Other Advice

Other advice will be detailed below if applicable.

GENERAL INFORMATION

The absence of any reference to a matter affecting the land shall not imply that the land is not affected by that matter not referred to in this certificate.

Information provided under section 10.7(2) is in accordance with the matters prescribed under schedule 2 of the Environmental Planning and Assessment Regulation 2021 and is provided only to the extent that the Council has been notified by the Department of Public Works or Department of Planning.

When advice in accordance with section 10.7(5) is requested, the Council is under no obligation to furnish any advice. If advice is provided Council draws your attention to section 10.7(6) and schedule 6 of the *Environmental Planning and Assessment Act 1979* which have the effect that Council shall not incur any liability in respect of advice provided in good faith pursuant to section 10.7(5), including the furnishing of advice in respect of contaminated land.

Any enquiries regarding State and Regional Environmental Planning Policies should be directed to the Department of Planning at **http:// www.planning.nsw.gov.au**

Please contact Council's Strategic Planning section for further information about this Planning Certificate.

Peter J. Fitzgerald
GENERAL MANAGER

CUMBERLAND
CITY COUNCIL

APPLICANT: Ms J Nicholson

PLANNING CERTIFICATE

Issued under section 10.7(2) & (5) Environmental Planning and Assessment Act 1979

Property:	**15-21 Britton Street SMITHFIELD NSW 2164**
Title:	**Lot 1 DP 597082**
Land No:	82450
Certificate No:	PC2024/0024
Certificate Date:	08/01/2024
Applicant's Ref:	Smithfield Lot 1

SECTION 10.7(2)

In accordance with the requirements of section 10.7(2) of the Environmental Planning and Assessment Act (1979) ("the Act"), the following prescribed matters relate to the land at the date of this certificate.

ITEM 1 - Names of relevant planning instruments and DCPs

1. The following environmental planning instruments apply to the carrying out of development on the land:

Cumberland Local Environmental Plan 2021

State Environmental Planning Policy (Biodiversity and Conservation) 2021
State Environmental Planning Policy (Exempt and Complying Development Codes) 2008
State Environmental Planning Policy (Housing) 2021
State Environmental Planning Policy (Industry and Employment) 2021
State Environmental Planning Policy (Planning Systems) 2021
State Environmental Planning Policy (Primary Production) 2021
State Environmental Planning Policy (Resilience and Hazards) 2021
State Environmental Planning Policy (Resource and Energy) 2021
State Environmental Planning Policy (Transport and Infrastructure) 2021
State Environmental Planning Policy No. 65 - Design Quality of Residential Apartment Development
State Environmental Planning Policy (Sustainable Buildings) 2022

The following development control plan apply to the carrying out of development on the land:

Cumberland Development Control Plan 2021

2. The following proposed environmental planning instruments and development control plans apply to the carrying out of development on the land and are or have been the subject of community consultation or on public exhibition under the Environmental Planning and Assessment Act 1979:

No proposed environmental planning instruments apply

No proposed development control plans apply

In this item - proposed environmental planning instrument means a draft environmental planning instrument and includes a planning proposal for a local environmental plan.

ITEM 2 - Zoning and land use under relevant planning instruments

1. (a) Zoning details in the environmental planning instruments identified in ITEM 1(1) above

Zone E4 General Industrial

1. Objectives of zone

- To provide a range of industrial, warehouse, logistics and related land uses.
- To ensure the efficient and viable use of land for industrial uses.
- To minimise any adverse effect of industry on other land uses.
- To encourage employment opportunities.
- To enable limited non-industrial land uses that provide facilities and services to meet the needs of businesses and workers.

2. Permitted without consent
Nil

3. Permitted with consent
Centre-based child care facilities; Depots; Food and drink premises; Freight transport facilities; Garden centres; General industries; Goods repair and reuse premises; Hardware and building supplies; Industrial retail outlets; Industrial training facilities; Kiosks; Landscaping material supplies; Light industries; Liquid fuel depots; Local distribution premises; Markets; Neighbourhood shops; Oyster aquaculture; Plant nurseries; Rural supplies; school based childcare; Take away food and drink premises; Tank-based aquaculture; Timber yards; Warehouse or distribution centres; Any other development not specified in item 2 or 4

4. Prohibited
Agriculture; Air transport facilities; Airstrips; Amusement centres; Animal boarding or training establishments; Boat launching ramps; Boat sheds; Camping grounds; Car parks; Caravan parks; Cemeteries; Charter and tourism boating facilities; Commercial premises; Correctional centres; Crematoria; Early education and care facilities; Eco-tourist facilities; Educational establishments; Entertainment facilities; Environmental facilities; Exhibition homes; Exhibition villages; Extractive industries; Farm buildings; Forestry; Function centres; Health services facilities; Heavy industrial storage establishments; Helipads; Highway service centres; Home businesses; Home occupations; Home occupations (sex services); Industries; Information and education facilities; Jetties; Marinas; Mooring pens; Moorings; Open cut mining; Recreation facilities (major); Registered clubs; Research stations; Residential accommodation; Restricted premises; Rural industries; Tourist and visitor accommodation; Veterinary hospitals; Water recreation structures; Water supply systems; Wharf or boating facilities

(b) Additional permitted uses

No additional uses apply

(c) Are there development standards applying to the land, which fix minimum land dimensions for the erection of a dwelling house on the land?

No fixed minimum land dimensions apply to this land

(d) Is the land within an area of outstanding biodiversity value under the Biodiversity Conservation Act 2016?

The land is not within an area of outstanding biodiversity value (Biodiversity Conservation Act 2016).

(e) Is the land within a heritage conservation area?

The land is not within a heritage conservation area

(f) Is there a heritage item situated on the land?

There are no heritage items situated on the land

2. (a) Zoning details in the proposed environmental planning instruments identified in ITEM 1(2) above

No draft zoning applies to the land

(b) Additional permitted uses

No draft additional uses apply

(c) Are there development standards applying to the land, which fix minimum land dimensions for the erection of a dwelling house on the land?

No fixed minimum land dimensions apply to the land under a draft environmental planning instrument

(d) Is the land within an area of outstanding biodiversity value under the Biodiversity Conservation Act 2016?

The land is not within an area of outstanding biodiversity value (Biodiversity Conservation Act 2016) under a draft environmental planning instrument.

(e) Is the land within a draft heritage conservation area?

The land is not within a draft heritage conservation area

(f) Is there a draft heritage item situated on the land?

There are no draft heritage items situated on the land

ITEM 3 - Contributions plans

1. ***The name of the contributions plan applying to the land is:***

Cumberland Local Infrastructure Contributions Plan 2020

The subject land is within Greater Sydney to which the Environmental Planning and Assessment (Housing and Productivity Contribution) Order 2023 applies.

2. ***The name of the draft contributions plan applying to the land is:***

No draft contributions plan applies.

ITEM 4 - Complying Development Exclusions

Is the land, land on which complying development may be carried out under clauses 1.17A(1)(c) to (e),(2),(3) and (4), 1.18 (1)(c3) and 1.19 of State Environmental Planning Policy (Exempt and Complying Development Codes) 2008?

Housing Code
Yes, under the Housing Code complying development may be carried out on the land.

Note: Variation to the Housing code apply to the land as it is listed in Schedule 3 of the State Environmental Planning Policy (Exempt and Complying Development Codes) 2008. Please refer to Schedule 3 - Cumberland/Parramatta (formerly Holroyd City).

Rural Housing Code
Yes, under the Rural Housing Code complying development may be carried out on the land.

Low Rise Housing Diversity Code
Yes, under the Low Rise Housing Diversity Code complying development may be carried out on the land.

Housing Alterations Code
Yes, under the Housing Alterations Code complying development may be carried out on the land.

General Development Code
Yes, under the General Development Code complying development may be carried out on the land.

Industrial and Business Alterations Code
Yes, under the General Commercial and Industrial Code complying development may be carried out on the land.

Industrial and Business Buildings Code
Yes, under the General Commercial and Industrial (New Buildings and Additions) Code complying development may be carried out on the land.

Container Recycling Facilities Code
Yes, under the Container Recycling Facilities Code complying development may be carried out on the land.

Subdivisions Code
Yes, under the Subdivisions Code complying development may be carried out on the land.

Demolition Code
Yes, under the Demolition Code complying development may be carried out on the land.

Fire Safety Code
Yes, under the Fire Safety Code complying development may be carried out on the land.

Agritourism and Farm Stay Accommodation Code
Yes, under the Agritourism and Farm Stay Accommodation Code complying development may be carried out on the land.

ITEM 5 - Exempt Development Exclusions

Is the land, land on which exempt development may be carried out under clauses 1.16(1)(b1) to (d) and 1.16A of State Environmental Planning Policy (Exempt and Complying Development Codes) 2008?

Yes

ITEM 6 - Affected building notices and building product rectification orders

1. Is any affected building notice in force in respect of the land?

No

2. Is any building product rectification order in force in respect of the land that has not been fully complied with?

No

3. Has a notice of intention to make a building product rectification order been given in respect of that land that is outstanding?

No

In this item –

affected building notice has the same meaning as in the Building Products (Safety) Act 2017, Part 4.

building product rectification order has the same meaning as in the Building Products (Safety) Act 2017.

ITEM 7 - Land reserved for acquisition

Does an environmental planning instrument, or proposed environmental planning instrument referred to in item 1 makes provision in relation to the acquisition of the land by an authority of the State, as referred to in the Act, section 3.15.

No

ITEM 8 - Road widening and road realignment

Is the land affected by any road widening or road realignment under:

(a) Division 2 of Part 3 of the Roads Act 1993; or
(b) Any environmental planning instrument; or
(c) Any resolution of the Council?

No

ITEM 9 - Flood related development controls information

1. Is development on the land or part of the land located within a flood planning area and subject to flood related development controls.

Yes

2. Is the land or part of the land between the flood planning area and the probable maximum flood (PMF) and subject to flood-related development controls.

No

In this item-

flood planning area has the same meaning as in the Flood Risk Management Manual.

Flood Risk Management Manual means the Flood Risk Management Manual (ISBN 978-1-923076-17-4) published by the NSW Government in June 2023.

probable maximum flood has the same meaning as in the Flood Risk Management Manual.

ITEM 10 - Council and other public authority policies on hazard risk restrictions

(a) Whether or not the land is affected by a policy adopted by the Council that restricts the development of the land because of the likelihood of:-

(i)	land slip	No
(ii)	bushfire	No
(iii)	tidal inundation	No
(iv)	subsidence	No
(v)	acid sulphate soils	No, see below
(vi)	land contamination	No
(vii)	aircraft noise	No
(viii)	salinity	No, see below
(ix)	coastal hazards	No
(x)	sea level rise	No
(xi)	Other Risk	No

Acid Sulphate Soils: Council has not adopted a policy on Acid Sulphate Soils, however Acid Sulphate Soils have been mapped (refer to Cumberland Local Environmental Plan 2021 Acid Sulphate Soils Maps). Clause 6.1 of the LEP must be addressed if development is proposed where there are Acid Sulphate Soils.

Salinity: Council has not adopted a policy on Salinity, however Salinity have been mapped (refer to Cumberland Local Environmental Plan 2021 Salinity Maps). Clause 6.9 of the LEP states that Salinity must be considered prior to the approval of the development if the land is identified in the Salinity Map.

(b) Whether or not the land is affected by a policy adopted by another public authority (if the public authority has notified the council that the policy will be included in a planning certificate issued by the council) that restricts the development of the land because of the likelihood of:-

(i)	land slip	No
(ii)	bushfire	No
(iii)	tidal inundation	No
(iv)	subsidence	No
(v)	acid sulphate soils	No
(vi)	land contamination	No
(vii)	aircraft noise	No

(viii)	salinity	No
(ix)	coastal hazards	No
(x)	sea level rise	No
(xi)	Other Risk	No

ITEM 11 - Bush fire prone land

None of the land is bush fire prone land.

ITEM 12 - Loose - fill asbestos insulation

Has Council been notified that the land includes any residential premises (within the meaning of Division 1A of Part 8 of the Home Building Act 1989) that are listed on the register that is required to be maintained under that Division?

No. Contact NSW Fair Trading for more information.

ITEM 13 - Mine subsidence

Is the land proclaimed to be in a mine subsidence district within the meaning of the Coal Mine Subsidence Compensation Act 2017?

No

ITEM 14 - Paper subdivision information

Has a development plan been adopted that applies to the land or that is proposed to be subject to a consent ballot?

No

ITEM 15 - Property vegetation plans

Has Council been notified (by the person or body that approved the plan) of the existence of a property vegetation plan approved under Part 4 of the Native Vegetation Act 2003 (and that continues in force) applying to the land?

No

ITEM 16 - Biodiversity stewardship sites

Has Council been notified by the Biodiversity Conservation Trust that the land is a biodiversity stewardship site under a biodiversity stewardship agreement under Part 5 of the Biodiversity Conservation Act 2016?

No

Note - Biodiversity stewardship agreements include biobanking agreements under the Threatened Species *Conservation Act 1995*, Part 7A that are taken to be biodiversity stewardship agreements under the *Biodiversity Conservation Act 2016*, Part 5.

ITEM 17 - Biodiversity certified land

Is the land biodiversity certified land under Part 8 of the Biodiversity Conservation Act 2016?

No

Note - Biodiversity certified land includes land certified under the *Threatened Species Conservation Act 1995*, Part 7AA that is taken to be certified under the *Biodiversity Conservation Act 2016,* Part 8.

ITEM 18 - Orders under Trees (Disputes Between Neighbours) Act 2006

Has Council been notified that an order has been made under the Trees (Disputes Between Neighbours) Act 2006 to carry out work in relation to a tree on the land?

No

ITEM 19 - Annual charges under Local Government Act 1993 for coastal protection services that relate to existing coastal protection works

Has the owner (or any previous owner) of the land consented in writing to the land being subject to annual charges under section 496B of the Local Government Act 1993 for coastal protection services that relate to existing coastal protection works (within the meaning of section 553B of that Act)?

No

ITEM 20 - Western Sydney Aerotropolis

State Environmental Planning Policy (Precincts—Western Parkland City) 2021, Chapter 4 Western Sydney Aerotropolis does not apply to the land.

ITEM 21 - Development consent conditions for seniors housing

If State Environmental Planning Policy (Housing) 2021, Chapter 3, Part 5 applies to the land, are there any conditions from a development consent (granted after 11 October 2007) in relation to the land that are of the kind set out in clause 88(2) of the Policy.

Conditions from a development consent (granted after 11 October 2007) are registered on title if they are of a kind set out in clause 88(2) of the State Environmental Planning Policy (Housing) 2021.

ITEM 22 - Site compatibility certificates and development consent conditions for affordable rental housing.

1. Is Council aware of a current site compatibility certificate under State Environmental Planning Policy (Housing) 2021, or a former site compatibility certificate in relation to proposed development on the land?

No

2. If of State Environmental Planning Policy (Housing) 2021, Chapter 2, Part 2, Division 1 or 5 applies to the land, are there any conditions from a development consent in relation to the land that are of the kind set out in clause 21(1) or 40(1) of the Policy.

Conditions from a development consent are registered on title if they are of a kind set out in clause 22(1) or 40 (1) of the State Environmental Planning Policy (Housing) 2021.

3. ***Have any terms of a kind referred to in clause 17(1) or 38(1) of State Environmental Planning Policy (Affordable Rental Housing) 2009 been imposed as a condition of development consent in relation to the land?***

Conditions from a development consent are registered on title if they are of a kind set out in clause 17(1) or 38(1) of the State Environmental Planning Policy (Affordable Rental Housing) 2009.

In this item –

former site compatibility certificate means a site compatibility certificate issued under *State Environmental Planning Policy (Affordable Rental Housing) 2009*.

Matters arising under Section 59(2) of the Contaminated Land Management Act 1997(CLM Act).

At the date of this certificate, is the land (or part of the land) to which this certificate relates to:

(a) Significantly contaminated land within the meaning of the CLM Act?

No

(b) Subject to a management order within the meaning of the CLM Act?

No

(c) Subject to an approved voluntary management proposal within the meaning of the CLM Act?

No

(d) Subject to an ongoing maintenance order within the meaning of the CLM Act?

No

(e) Subject of a site audit statement and a copy of such a statement has been provided to the Council?

No

Note: This information was sourced from the record under section 58 of the Contaminated Land Management Act 1997. If the land does not appear on the record, it may still be affected by contamination. For example: Contamination may be present, but the site has not been regulated by the EPA under the *Contaminated Land Management Act 1997*.

The EPA may be regulating contamination at the site through a license or notice under the Protection of the *Environment Operations Act 1997*.

Contamination at the site may be managed under the *State Environmental Planning Policy No 55-Remediation of Land.*

SECTION 10.7(5) INFORMATION

In accordance with section 10.7(5) of the Act the following advice is given on other relevant matters affecting the land.

1. Coastal matters and projected sea level rise

Council has been notified that the Department of Planning has adopted the New South Wales Coastal Planning Guideline: Adapting to Sea Level Rise (August 2010). The guideline can be viewed at www.planning.nsw.gov.au. The applicant should also refer to projected sea level rise low, medium and high scenario maps on http://www.ozcoasts.org.au/climate/Map_images/Sydney/mapLevel2.jsp for further information.

2. Acid Sulfate

No, the land is not affected by Acid Sulfate Soils

3. Other Advice

Other advice will be detailed below if applicable.

GENERAL INFORMATION

The absence of any reference to a matter affecting the land shall not imply that the land is not affected by that matter not referred to in this certificate.

Information provided under section 10.7(2) is in accordance with the matters prescribed under schedule 2 of the Environmental Planning and Assessment Regulation 2021 and is provided only to the extent that the Council has been notified by the Department of Public Works or Department of Planning.

When advice in accordance with section 10.7(5) is requested, the Council is under no obligation to furnish any advice. If advice is provided Council draws your attention to section 10.7(6) and schedule 6 of the *Environmental Planning and Assessment Act 1979* which have the effect that Council shall not incur any liability in respect of advice provided in good faith pursuant to section 10.7(5), including the furnishing of advice in respect of contaminated land.

Any enquiries regarding State and Regional Environmental Planning Policies should be directed to the Department of Planning at **http:// www.planning.nsw.gov.au**

Please contact Council's Strategic Planning section for further information about this Planning Certificate.

Peter J. Fitzgerald
GENERAL MANAGER

Appendix G: Title Records

ABN: 36 092 724 251
Ph: 02 9099 7400
(Ph: 0412 199 304)

Level 14, 135 King Street, Sydney
Sydney 2000
GPO Box 4103 Sydney NSW 2001
DX 967 Sydney

Summary of Owners Report

Address: Britton Street & Percival Road, Smithfield

Description: Lot 1 D.P. 597082, Lot 34 D.P. 617521

As regards Lot 1 D.P. 597082

Date of Acquisition and term held	Registered Proprietor(s) & Occupations where available	Reference to Title at Acquisition and sale
	As regards the whole: -	
02.05.1900 (1900 to 1921)	Christine Anderson (Married Woman)	Volume 896 Folio 72
25.10.1921 (1921 to 1935)	John Anderson (Pearl Sheller)	Volume 896 Folio 72
23.08.1935 (1935 to 1937)	Elsie Annie Snodgrass (Married Woman) Margaret Nielsen (Married Woman) (Transmission Application – not investigated)	Volume 896 Folio 72 Now Volume 4707 Folios 221 & 222
19.04.1937 (1937 to 1937)	Duncan Cameron (Gentleman)	Volume 4707 Folios 221 & 222 Now Volume 4840 Folio 7
01.12.1937 (1937 to 1945)	Peter Barclay (Gentleman) Susannah Barclay (Married Woman)	Volume 4840 Folio 7
05.09.1945 (1945 to 1947)	Ernest Britten (Dairyman)	Volume 4840 Folio 7
20.10.1947 (1947 to 1952)	William Leisk (Dairyman)	Volume 4840 Folio 7
28.03.1952 (1952 to 1969)	Jane Tait Leisk (Widow) (Transmission Application – not investigated)	Volume 4840 Folio 7
	Continued as regards the part tinted yellow and pink on attached Cadastral Records Enquiry Report: -	
10.01.1969 (1969 to 1969)	Cambridge Credit Corporation Limited	Volume 4840 Folio 7 Now Volume 11112 Folio 189
22.10.1969 (1969 to 1974)	Austral Roller Shutters Pty Limited	Volume 11112 Folio 189
03.05.1974 (1974 to 1991)	Arnott's Biscuits Pty Limited	Volume 11112 Folio 189 Then Volume 13530 Folio 98 Now 1/597082

Continued Over

ABN: 36 092 724 251
Ph: 02 9099 7400
(Ph: 0412 199 304)

Level 14, 135 King Street, Sydney
Sydney 2000
GPO Box 4103 Sydney NSW 2001
DX 967 Sydney

Continued as regards Lot 1 D.P. 597082

Date of Acquisition and term held	Registered Proprietor(s) & Occupations where available	Reference to Title at Acquisition and sale
	Continued as regards the part tinted light blue on attached Cadastral Records Enquiry Report: -	
10.01.1969 (1969 to 1969)	Cambridge Credit Corporation Limited	Volume 4840 Folio 7 Now Volume 11112 Folio 191
16.12.1969 (1969 to 1974)	Gillies Investments Pty Limited	Volume 11112 Folio 191
03.05.1974 (1974 to 1991)	Arnott's Biscuits Pty Limited	Volume 11112 Folio 191 Then Volume 13530 Folio 98 Now 1/597082
	Continued as regards the part tinted green on attached Cadastral Records Enquiry Report: -	
10.01.1969 (1969 to 1970)	Cambridge Credit Corporation Limited	Volume 4840 Folio 7 Now Volume 11112 Folio 192
05.02.1970 (1970 to 1991)	Arnott's Biscuits Pty Limited	Volume 11112 Folio 192 Then Volume 13530 Folio 98 Now 1/597082
	Continued as regards the part tinted purple on attached Cadastral Records Enquiry Report: -	
10.01.1969 (1969 to 1970)	Cambridge Credit Corporation Limited	Volume 4840 Folio 7 Now Volume 11112 Folio 193
05.02.1970 (1970 to 1991)	Arnott's Biscuits Pty Limited	Volume 11112 Folio 193 Then Volume 13530 Folio 98 Now 1/597082

Continued Over

ABN: 36 092 724 251
Ph: 02 9099 7400
(Ph: 0412 199 304)

Level 14, 135 King Street, Sydney
Sydney 2000
GPO Box 4103 Sydney NSW 2001
DX 967 Sydney

Continued as regards Lot 1 D.P. 597082

Date of Acquisition and term held	Registered Proprietor(s) & Occupations where available	Reference to Title at Acquisition and sale
	Continued as regards the part tinted orange on attached Cadastral Records Enquiry Report: -	
10.01.1969 (1969 to 1970)	Cambridge Credit Corporation Limited	Volume 4840 Folio 7 Now Volume 11112 Folio 194
05.02.1970 (1970 to 1991)	Arnott's Biscuits Pty Limited	Volume 11112 Folio 194 Then Volume 13530 Folio 98 Now 1/597082
	Continued as regards the part tinted red on attached Cadastral Records Enquiry Report: -	
10.01.1969 (1969 to 1970)	Cambridge Credit Corporation Limited	Volume 4840 Folio 7 Now Volume 11112 Folio 195
05.02.1970 (1970 to 1991)	Arnott's Biscuits Pty Limited	Volume 11112 Folio 195 Then Volume 13530 Folio 98 Now 1/597082
	Continued as regards the part tinted grey on attached Cadastral Records Enquiry Report: -	
10.01.1969 (1969 to 1970)	Cambridge Credit Corporation Limited	Volume 4840 Folio 7 Now Volume 11112 Folio 196
05.02.1970 (1970 to 1991)	Arnott's Biscuits Pty Limited	Volume 11112 Folio 196 Then Volume 13530 Folio 98 Now 1/597082
	Continued as regards the part tinted dark blue on attached Cadastral Records Enquiry Report: -	
10.01.1969 (1969 to 1970)	Cambridge Credit Corporation Limited	Volume 4840 Folio 7 Now Volume 11112 Folio 197
05.02.1970 (1970 to 1991)	Arnott's Biscuits Pty Limited	Volume 11112 Folio 197 Then Volume 13530 Folio 98 Now 1/597082

Continued Over

ABN: 36 092 724 251
Ph: 02 9099 7400
(Ph: 0412 199 304)

Level 14, 135 King Street, Sydney
Sydney 2000
GPO Box 4103 Sydney NSW 2001
DX 967 Sydney

Continued as regards Lot 1 D.P. 597082

Date of Acquisition and term held	Registered Proprietor(s) & Occupations where available	Reference to Title at Acquisition and sale
	Continued as regards the whole: -	
03.12.1991 (1991 to 1991)	Arnott's Biscuits Pty Limited Pepsi Cola Company of Australia Proprietary Limited Now Pizza Hut Properties Pty Limited	1/597082
03.12.1991 (1991 to 1992)	Arnott's Biscuits Pty Limited Pepsico Australia Pty. Limited	1/597082
22.04.1992 (1992 to 1997)	PFI Australia Pty. Limited Pepsico Australia Pty. Limited	1/597082
23.12.1997 (1997 to 2015)	PFI Australia Pty. Limited Now Snack Brands Industries Pty Ltd Pepsico Foods Australia Pty Limited Now Snack Brands Foods Pty Ltd	1/597082
18.05.2015 (2015 to 2016)	Britton Street Pty Ltd	1/597082
23.12.2016 (2016 to 2021)	The Trust Company (Australia) Limited	1/597082
15.11.2021 (2021 to 2023)	Evolution MIT Services Pty Ltd	1/597082
28.09.2023 (2023 to date)	# Lendlease Real Estate Investments Limited	1/597082

 # Denotes current registered proprietor

Leases:

- Various leases were found from 21.10.1935 that have since been surrendered or expired due to effluxion of time.
- 16.06.2014 (AI662124) To The Real McCoy Snackfood Co Pty Ltd, expires 01.01.2026.
- 16.06.2014 (AI662125) Lease of Lease to Snack Brands Industries Pty Limited & Snack Brands Foods Pty Limited, expires 31.12.2025.

Easements:

- 19.10.2000 (7055651) Easement for Padmount Substation
- 19.10.2000 (7055651) Easement for Underground Cables

ABN: 36 092 724 251
Ph: 02 9099 7400
(Ph: 0412 199 304)

Level 14, 135 King Street, Sydney
Sydney 2000
GPO Box 4103 Sydney NSW 2001
DX 967 Sydney

As regards Lot 34 D.P. 617521

Date of Acquisition and term held	Registered Proprietor(s) & Occupations where available	Reference to Title at Acquisition and sale
	As regards the whole: -	
13.09.1919 (1919 to 1919)	George Manney Burke (Farmer)	Volume 2969 Folio 244 & Volume 1310 Folio 58
16.09.1919 (1919 to 1923)	Robert Hayne (Retired Military Officer)	Volume 2969 Folio 244 & Volume 1310 Folio 58
12.04.1923 (1923 to 1923)	Alice Amelia Hayne (Widow) (Transmission Application – not investigated)	Volume 2969 Folio 244 & Volume 1310 Folio 58
09.07.1923 (1923 to 1923)	James Macdonald (Farmer)	Volume 2969 Folio 244 & Volume 1310 Folio 58
16.08.1923 (1923 to 1925)	Joseph George McKay (Farmer)	Volume 2969 Folio 244 & Volume 1310 Folio 58
19.03.1925 (1925 to 1928)	Annie Macdonald (Married Woman)	Volume 2969 Folio 244 & Volume 1310 Folio 58
09.06.1928 (1928 to 1944)	Frederick James Pankhurst (Farmer)	Volume 2969 Folio 244 & Volume 1310 Folio 58
14.09.1944 (1944 to 1944)	Marjorie May Pankhurst (Spinster) Doris Madeline Pankhurst (Spinster) Frederick Cecil Pankhurst (Farmer) (Transmission Application – not investigated)	Volume 2969 Folio 244 & Volume 5457 Folio 59
	As regards the part numbered 1 on attached DP 617521: -	
14.09.1944 (1944 to 1964)	Frederick Cecil Pankhurst (Farmer)	Volume 2969 Folio 244
27.04.1964 (1964 to 1964)	Lila Daphne Pankhurst (Widow) (Section 94 Application – not investigated)	Volume 2969 Folio 244 Now Volume 9789 Folio 20
07.07.1964 (1964 to 1964)	Megan Adelle Campbell (Married Woman)	Volume 9789 Folio 20
	Continued as regards the whole: -	
22.07.1964 (1964 to 1964)	Jarolyn Holdings Pty Limited	Volume 9789 Folio 20 & Volume 5457 Folio 59
22.07.1964 (1964 to 1985)	Mungo Scott Pty Limited Now Allied Mills Pty Limited	Volume 9789 Folio 20 & Volume 5457 Folio 59 Now Volume 14490 Folio 192
28.06.1985 (1985 to 1987)	P.F. Manufacturing Pty. Limited	Volume 14490 Folio 192
19.01.1987 (1987 to 1991)	Eta Foods Limited	Volume 14490 Folio 192 Now 34/617521

Continued Over

ABN: 36 092 724 251
Ph: 02 9099 7400
(Ph: 0412 199 304)

Level 14, 135 King Street, Sydney
Sydney 2000
GPO Box 4103 Sydney NSW 2001
DX 967 Sydney

Continued as regards Lot 34 D.P. 617521

Date of Acquisition and term held	Registered Proprietor(s) & Occupations where available	Reference to Title at Acquisition and sale
20.03.1991 (1991 to 2000)	Goodman Fielder Mills Limited	34/617521
24.02.2000 (2000 to 2003)	The Uncle Tobys Company Limited	34/617521
27.10.2003 (2003 to 2007)	Brenex Nominees Pty Ltd	34/617521
12.06.2007 (2007 to 2013)	Trust Company Limited Now The Trust Company Limited	34/617521
20.12.2013 (2013 to 2018)	GM Property Group Syndication Pty Ltd	34/617521
29.08.2018 (2018 to date)	# Lendlease Real Estate Investments Limited	34/617521

 # Denotes current registered proprietor

Leases:

- Multiple leases were found during the course of the investigation that have since expired or been surrendered - not investigated.
- Please refer to the current Title for current leases.

Easements:

- 14.04.1983 (T466663) Easement for Electricity Purposes

Yours Sincerely
Molly Elson
12th January 2024

Cadastral Records Enquiry Report : Lot 1 DP 597082

Locality : SMITHFIELD
Parish : PROSPECT
LGA : CUMBERLAND
County : CUMBERLAND

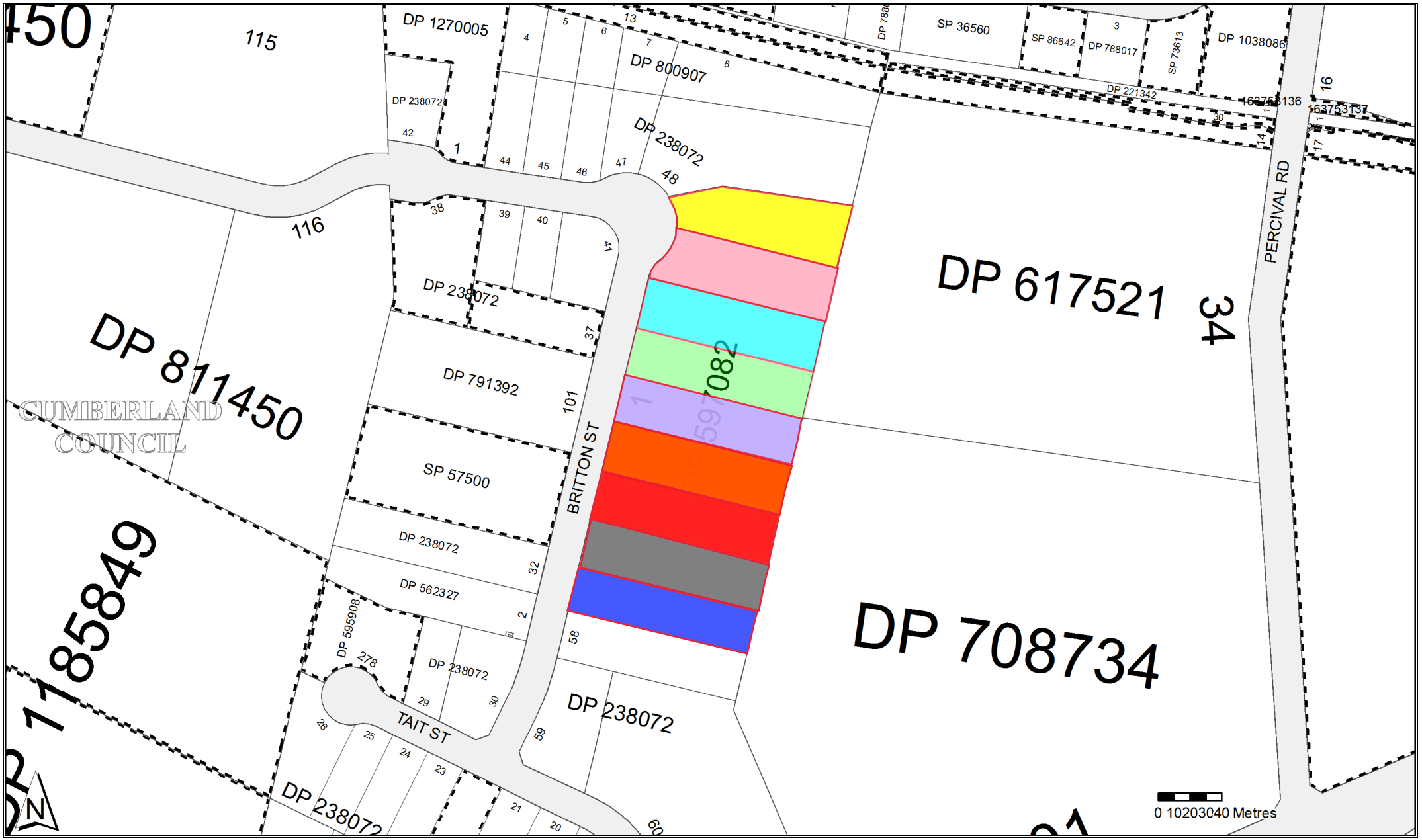

Report Generated 8:39:21 AM, 9 January, 2024
Copyright © Crown in right of New South Wales, 2017

This information is provided as a searching aid only.Whilst every endeavour is made to ensure that current map, plan and titling information is accurately reflected, the Registrar General cannot guarantee the information provided. For ALL ACTIVITY PRIOR TO SEPTEMBER 2002 you must refer to the RGs Charting and Reference Maps

Cadastral Records Enquiry Report : Lot 34 DP 617521

Locality : SMITHFIELD
Parish : ST JOHN
LGA : CUMBERLAND
County : CUMBERLAND

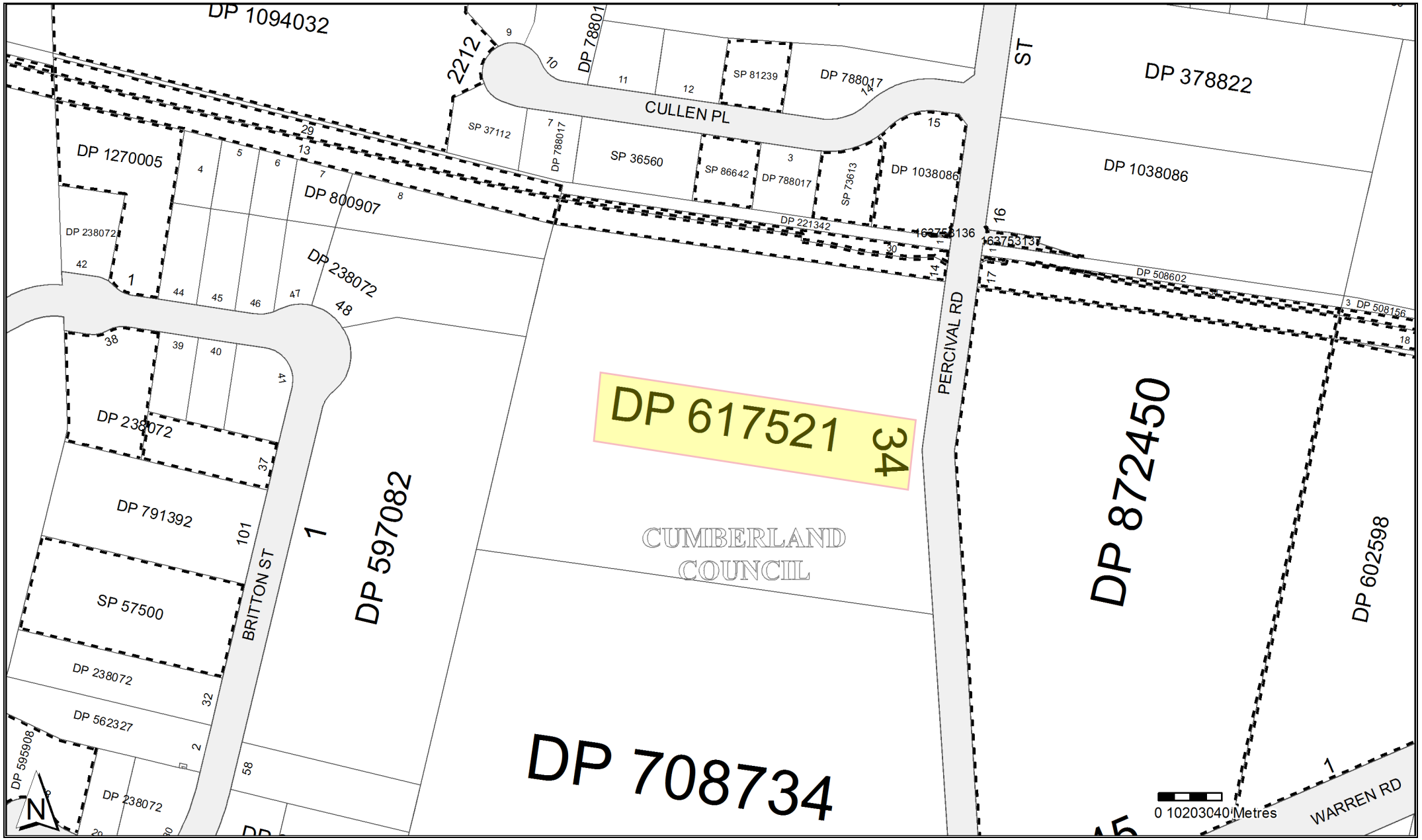

Report Generated 10:25:49 AM, 12 January, 2024
Copyright © Crown in right of New South Wales, 2017

This information is provided as a searching aid only.Whilst every endeavour is made to ensure that current map, plan and titling information is accurately reflected, the Registrar General cannot guarantee the information provided. For ALL ACTIVITY PRIOR TO SEPTEMBER 2002 you must refer to the RGs Charting and Reference Maps

Plan Form 1

WARNING: CREASING OR FOLDING WILL LEAD TO REJECTION

*OFFICE USE ONLY

Council Clerk's Certificate.

I hereby certify that—

(a) the requirements of the Local Government Act, 1919 (other than the requirements for the registration of plans), and

**(b) the requirements of section 34B of the †Metropolitan Water, Sewerage, and Drainage Act, 1924, as amended, †Hunter District Water, Sewerage, and Drainage Act, 1938, as amended,*

have been complied with by the applicant in relation to the proposed

CONSOLIDATED LOT

(insert "new road", "subdivision" or "consolidated lot") set out herein.

Subdivision No. 4431

Date 14/4/78.

(Signature) [signature] Council Clerk.

**This part of certificate to be deleted where the application is only for a consolidated lot or the opening of a new road or where the land to be subdivided is wholly outside the areas of operations of the Metropolitan Water Sewerage and Drainage Board and the Hunter District Water Board.*

†Delete if inapplicable.

Surveyor's Certificate

I, STANLEY JOHN WEATHERBY

of 35 ROSS CRESCENT BLAXLAND

*a surveyor registered under the Surveyors Act, 1929, as amended, hereby certify that ~~the survey represented in this~~ plan was compiled from info in D.P. 238072 and is accurate ~~and has been made *(1) by me (2) under my immediate supervision in accordance with the Survey Practice Regulations, 1938,~~ and was completed on †*

2.3.78

Signature [signature]

Surveyor registered under Surveyors Act, 1929, as amended.

~~Datum Line of Azimuth.~~

**Strike out either (1) or (2). †Insert date of survey.*

PLAN OF LOTS 49 TO 57 INCLUSIVE IN D.P. 238072

Mun./Shire ~~City:~~ HOLROYD **Locality:** SMITHFIELD

Parish: PROSPECT & ~~ST. JOHN~~ **County:** CUMBERLAND

Reduction Ratio 1: 2000 **Lengths are in metres.**

D.P. 597082 *

Registered: [stamp] J.W. 13.7.1978

C.A.: No. 4431 OF 14.4.1978

Title System: TORRENS

Purpose: CONSOLIDATION

Ref. Map: U 9152 - 81# & 83#

Last Plan: D P 238072

N O O I K I B

Signatures, seals and statements of intention to dedicate public roads or to create public reserves, drainage reserves, easements or restrictions as to user.

THE COMMON SEAL OF ARNOTT'S BISCUITS WAS HEREUNTO AFFIXED PURSUANT TO THE AUTHORITY PREVIOUSLY GIVEN BY THE BOARD OF DIRECTORS.

[signature] B.K. PURDY - DIRECTOR

[signature] M.S. SMALL - SECRETARY

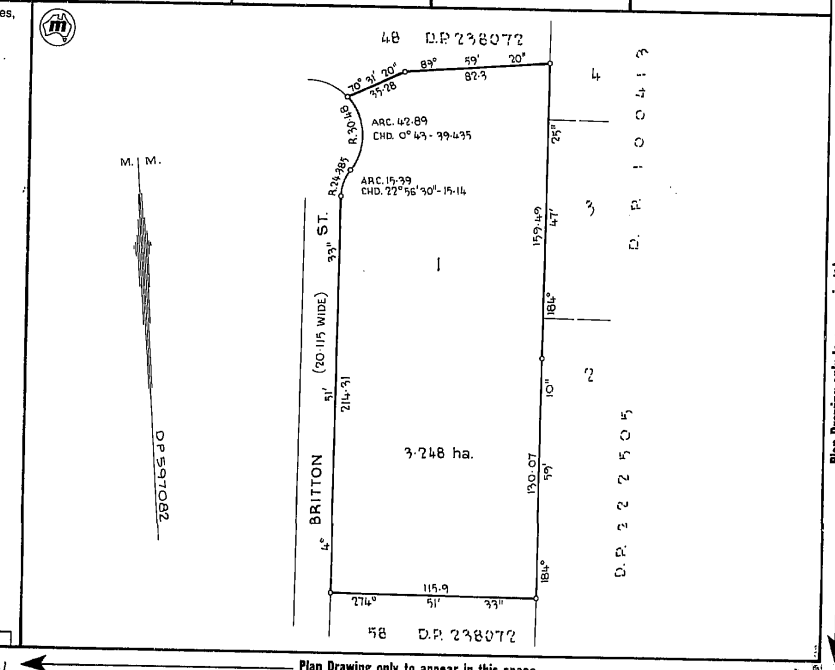

D 597082

Plan Drawing only to appear in this space.

M.P.D.

SURVEYOR'S REFERENCE: C/883.

4431

Plan Drawing only to appear in this space.

I, Bruce Richard Davies, Registrar General for New South Wales, certify that this negative is a photograph made as a permanent record of a document in my custody this 17th day of July, 1978

[signature]

InfoTrack

Req:R734735 /Doc:DP 0597082 P /Rev:10-Sep-1992 /NSW LRS /Pgs:ALL /Prt:09-Jan-2024 08:40 /Seq:1 of 1
© Office of the Registrar-General /Src:InfoTrack /Ref:Britton ? Percival 1

InfoTrack

PLAN FORM 1 — WARNING: CREASING OR FOLDING WILL LEAD TO REJECTION — D.P.617521 — *OFFICE USE ONLY

Council Clerk's Certificate

I hereby certify that -

(a) the requirements of the Local Government Act, 1919 (other than the requirements for the registration of plans), and

*(b) the requirements of section 348 of the †Metropolitan Water, Sewerage, and Drainage Act, 1924, as amended. †Hunter District Water, Sewerage, and Drainage Act, 1938, as amended.

have been complied with by the applicant in relation to the proposed CONSOLIDATED LOT (†Insert "new road", "subdivision" or "consolidated lot") set out herein

Subdivision No. 4663

Date 30-4-81

(Signature) ..... Council Clerk

*This part of certificate to be deleted where the application is only for a consolidated lot or the opening of a new road or where the land to be subdivided is wholly outside the areas of operations of the Metropolitan Water Sewerage and Drainage Board and the Hunter District Water Board.
†Delete if inapplicable.

Surveyor's Certificate

I, STANLEY JOHN WEATHERBY

of P.O. BOX 95 PENDLE HILL N.S.W. 2145.

a surveyor registered under the Surveyors Act, 1929, as amended, hereby certify that ~~the survey represented in this~~ plan was compiled from D.P. 100413

is accurate ~~and has been made *(1) by me (2) under my immediate supervision in accordance with the Survey Practice Regulations, 1933,~~ and was completed on † 17.2.81

Signature ..... Surveyor registered under Surveyors Act, 1929, as amended.
~~Datum Line of Azimuth~~
*Strike out either (1) or (2). †Insert date of survey.

PLAN CONSOLIDATION OF LOTS 3 & 4 IN D.P. 100413

Mun./~~Shire~~ ~~City~~ : HOLROYD

Locality: SMITHFIELD

Parish: ST. JOHN

County: CUMBERLAND

Reduction Ratio 1: 2000

Lengths are in metres

D. P. 617521

Registered: 13.7.1981

C.A.: N° 4663 OF 30-4-1981

Title System: TORRENS

Purpose: CONSOLIDATION

Ref. Map: U9152-81* & 83*

Last Plan: D P 100413

NOTIFIED

Signatures, seals and statements of intention to dedicate public roads or to create public reserves, drainage reserves, easements or restrictions as to user.

THE COMMON SEAL of ALLIED MILLS INDUSTRIES PTY LIMITED was hereunto duly affixed by the authority of the Board of Directors in the presence of:

..... Director
..... Director
..... Secretary

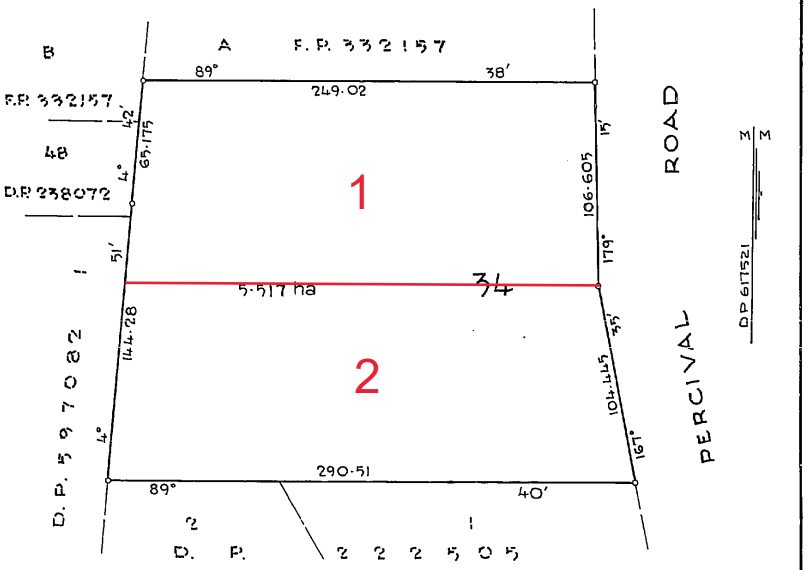

Plan Drawing only to appear in this space

MPD

Table of mm: 10 20 30 40 50 60 70 80 90 100 110 120 130 140 150 160 170

SURVEYOR'S REFERENCE 5/81

4663

Plan Drawing only to appear in this space

[redacted]

I, Bruce Richard Davies, Under Secretary for Lands and Registrar General for New South Wales, certify that this negative is a photograph made as a permanent record of a document in my custody this day.

14th July, 1981

Table of mm: 10 20 30 40 50 60 70 80 90 100 110 120 130 140

Req:R749038 /Doc:DP 0617521 P /Rev:28-Nov-1992 /NSW LRS /Pgs:ALL /Prt:11-Jan-2024 10:30 /Seq:1 of 1
© Office of the Registrar-General /Src:InfoTrack /Ref:Britton ? Percival 2

InfoTrack

Plan Form 3—TO BE USED WHERE IT IS INTENDED TO DEDICATE PUBLIC ROADS OR PUBLIC RESERVES OR CREATE DRAINAGE RESERVES, EASEMENTS, OR RESTRICTIONS AS TO USER.

* OFFICE USE ONLY.

D. P. 238072 (E)

Registered: 16/7/1969

C.A.: No. 3546 of 11-6-1969

Title System: TORRENS

Purpose: SUBDIVISION

Ref. Map: C C C 437 #

Last Plans: D.P. 2555 # D.P. 221048 F.P. 172444

PLAN OF

Subdivision of part of the land in Cert. of Title Vo. 4840 Fo. 7 being part of Portion 154 Parish of Prospect & lots 9 to 18 inclusive & part lots 7 & 8 & the one foot reserve in D.P. 2555.

Scale: *100 feet to an inch*

~~Mun./Shire~~

~~City~~: *Holroyd*

Locality: *Smithfield*

Parish: *Prospect & St. John*

County: *Cumberland.*

This is sheet 1 of my plan in 2 sheets
Delete if inapplicable.

I, *Barry Patrick O'Donnell*

of *N.W. Bennett & O'Donnell, 28 Glen St. Milsons Point.*

a surveyor registered under the Surveyors Act, 1929, as amended, hereby certify that the survey represented in this plan

is accurate and has been made *(1) by me ~~(2) under my immediate supervision~~ in accordance with the Survey Practice Regulations, 1933, and was completed on† *16th May 1969*

Signature *B. O'Donnell.*

Surveyor registered under Surveyors Act, 1929, as amended.
Datum Line of Azimuth. *A - B*
*Strike out either (1) or (2). †Insert date of survey.

Panel for use only for statements of intention to dedicate public roads or public reserves or create drainage reserves, easements, or restrictions as to user.

(1) *It is intended to dedicate Long, Tait & Britton Streets, shown hereon, to the Public subject to Easement in J. 324740.*

(2) *It is intended to dedicate lot 5, D.P. 221048, shown hereon, to the Public for road widening.*

(3) *It is intended to dedicate Lots 3 & 60 to the Public as Public Reserve subject to Easement in J. 324740.*

(4) *Pursuant to Section 88b of the Conveyancing (Amendment) Act 1964, it is intended to create :-*

(a) Easements to drain water.

(b) Rights of Carriageway.

(c) Restriction as to user.

and as shown in the accompanying instrument signed by the Town Clerk.

* SEE SHEET 2

SURVEYOR'S REFERENCE. 3727-1D1.

WARNING. Plan Drawing only to appear in this space.

WARNING. Plan Drawing only to appear in this space.

Req:R735155 /Doc:DP 0238072 P /Rev:03-Aug-1995 /NSW LRS /Pgs:ALL /Prt:09-Jan-2024 09:20 /Seq:1 of 4
© Office of the Registrar-General /Src:InfoTrack /Ref:test

Form No. 4 — To be used in conjunction with Forms 2 or 3.

WARNING: CREASING OR FOLDING WILL LEAD TO REJECTION.

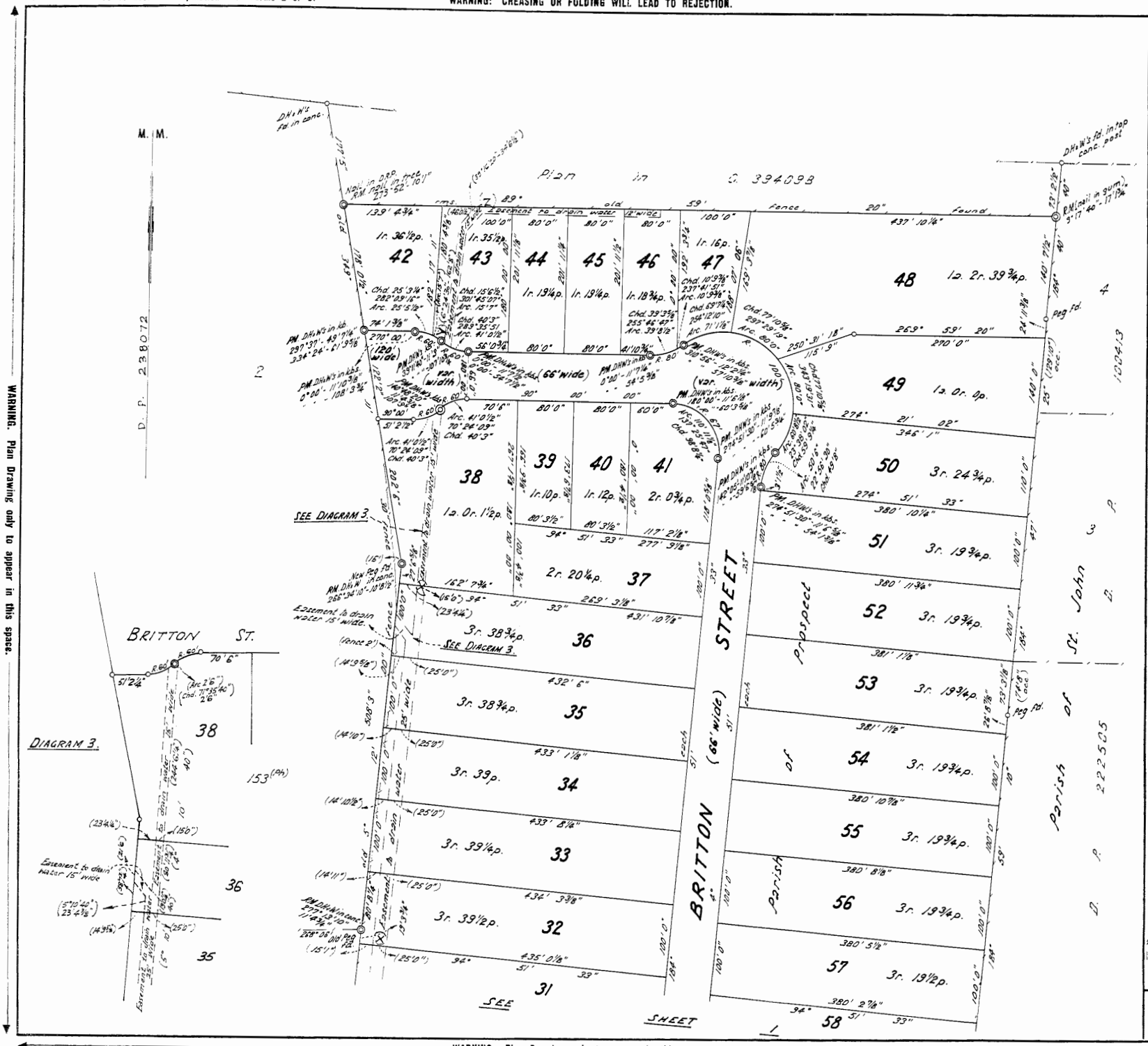
M. M.
D. P. 238072
Plan in D. 394093
BRITTON ST.
BRITTON STREET (66' wide)
Prospect
St. John
Parish of
DIAGRAM 3.
SEE DIAGRAM 3.
SEE SHEET 1
42
43
44
45
46
47
48
49
50
51
52
53
54
55
56
57
58
38
39
40
41
37
36
35
34
33
32
31
153 (PH)
1a. 36½p.
1r. 35½p.
1r. 16p.
1a. 2r. 39¾p.
1a. 0r. 1½p.
1r. 10p.
1r. 12p.
2r. 0¾p.
2r. 20¼p.
3r. 38¾p.
3r. 39p.
3r. 39¼p.
3r. 39½p.
1a. 0r. 4p.
3r. 24¾p.
3r. 19¾p.
3r. 19½p.
Easement to drain water 15' wide
Easement to drain water 15' wide (66' wide)
Easement to drain water 25' wide
Easement to drain water 5' wide
Easement to drain water 12' wide
Easement to drain water 10' wide
Easement to drain water 5' wide
Easement to drain water 15' wide
Easement to drain water 25

Req:R734717 /Doc:CT 11112-189 CT /Rev:18-Feb-2008 /NSW LRS /Pgs:ALL /Prt:09-Jan-2024 08:38 /Seq:1 of 2
© Office of the Registrar-General /Src:InfoTrack /Ref:Britton ? Percival 1

NEW SOUTH WALES

[redacted]ICATE OF TITLE

[redacted]PERTY ACT, 1900, as amended.

Vol. 11112 Fol. 189

Application No. 6206

Prior Title Volume 4840 Folio 7

EH Edition issued 8-8-1969

I certify that the person described in the First Schedule is the registered proprietor of the undermentioned estate in the land within described subject nevertheless to such exceptions encumbrances and interests as are shown in the Second Schedule.

Witness L. Colliver

Registrar General.

PLAN SHOWING LOCATION OF LAND

CANCELLED

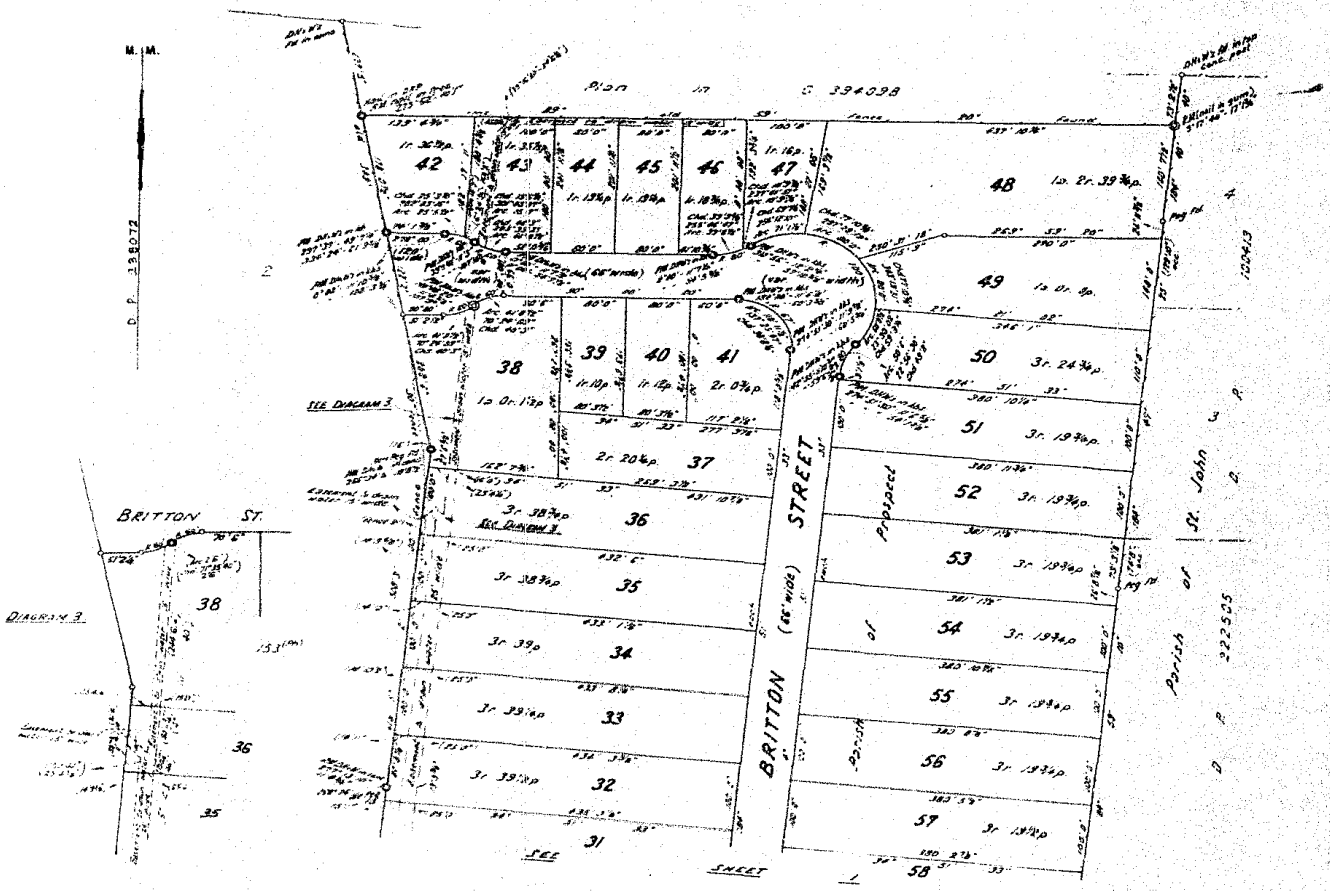

ESTATE AND LAND REFERRED TO

S Estate in Fee Simple in Lot 49 in Deposited Plan 238072 at Smithfield in the Municipality of Holroyd Parish of Prospect and County of Cumberland being part of Portion 154 granted to William Blower on 5-4-1821.

FIRST SCHEDULE

~~CAMBRIDGE CREDIT CORPORATION LIMITED.~~

SECOND SCHEDULE

GRY 1. Reservations and conditions, if any, contained in the Crown Grant above referred to.
2. ~~Mortgage No.L291[illegible] to Industrial Acceptance Corporation Limited. Entered 10-1-1969.~~ Discharged L606999.
RU 3. Restriction as to user created by the registration of Deposited Plan 238072 P See L501693.

Registrar General.

NOTE: ENTRIES RULED THROUGH AND AUTHENTICATED BY THE SEAL OF THE REGISTRAR GENERAL ARE CANCELLED.

PERSONS ARE CAUTIONED AGAINST ALTERING OR ADDING TO THIS CERTIFICATE OR ANY NOTIFICATION HEREON

WARNING: THIS DOCUMENT MUST NOT BE REMOVED FROM THE LAND TITLES OFFICE.

Req:R734717 /Doc:CT 11112-189 CT /Rev:18-Feb-2008 /NSW LRS /Pgs:ALL /Prt:09-Jan-2024 08:38 /Seq:2 of 2
© Office of the Registrar-General /Src:InfoTrack /Ref:Britton ? Percival 1 Vol. 11112 Fol 189

FIRST SCHEDULE (continued)

REGISTERED PROPRIETOR	INSTRUMENT NATURE	INSTRUMENT NUMBER	INSTRUMENT DATE	ENTERED	Signature of Registrar General
~~Austral Roller Shutters Pty. Limited~~	~~Transfer~~	~~L607000~~	~~14.10.1969~~	~~22.10.1969~~	[signature]
~~Arnott's Biscuits Pty. Limited~~	Transfer	N813579	28-2-1974	3-5-1974	[signature]

This deed is cancelled as to WHOLE
New Certificates of Title have issued on 8/8/78
for lots in DEPOSITED Plan No. 597082 as follows:-
Lots 1 Vol. 13530 Fol. 98. respectively.

[signature]
REGISTRAR GENERAL

NEW CERTIFICATE(S) OF TITLE ISSUING ON DP597082
NO DEALING TO BE REGISTERED WITHOUT REFERENCE TO

L606999 D/M
N813579TE
DP597082
[signature] 4/7/78

SECOND SCHEDULE (continued)

INSTRUMENT NATURE	INSTRUMENT NUMBER	INSTRUMENT DATE	PARTICULARS	ENTERED	Signature of Registrar General	CANCELLATION		

NOTE: ENTRIES RULED THROUGH AND AUTHENTICATED BY THE SEAL OF THE REGISTRAR GENERAL ARE CANCELLED

Req:R734746 /Doc:CT 11112-190 CT /Rev:18-Feb-2008 /NSW LRS /Pgs:ALL /Prt:09-Jan-2024 08:42 /Seq:1 of 2
© Office of the Registrar-General /Src:InfoTrack /Ref:Britton ? Percival 1

NEW SOUTH WALES

[redacted]ICATE OF TITLE

[redacted]PERTY ACT, 1900, as amended.

Vol. 11112 Fol. 190

Application No. 6206

Prior Title Volume 4840 Folio 7

EH

Edition issued 8-8-1969

CANCELLED

I certify that the person described in the First Schedule is the registered proprietor of the undermentioned estate in the land within described subject nevertheless to such exceptions encumbrances and interests as are shown in the Second Schedule.

Witness L. Colliver

Registrar General.

(Page 1) Vol. 11112 Fol. 190

PLAN SHOWING LOCATION OF LAND

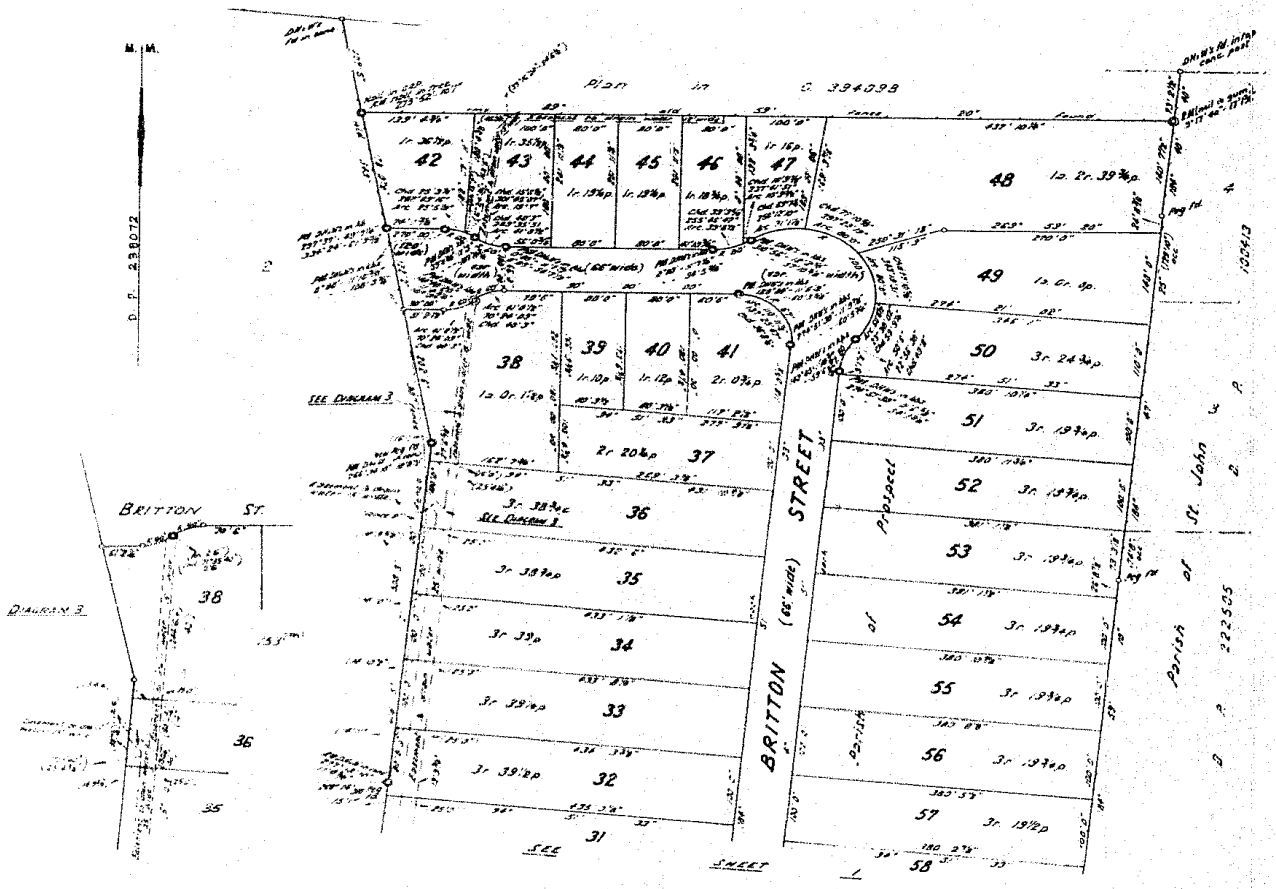

ESTATE AND LAND REFERRED TO

S Estate in Fee Simple in Lot 50 in Deposited Plan 238072 at Smithfield in the Municipality of Holroyd Parish of Prospect and County of Cumberland being part of Portion 154 granted to William Blower on 5-4-1821.

FIRST SCHEDULE

~~CAMBRIDGE CREDIT CORPORATION LIMITED.~~

SECOND SCHEDULE

GRY 1. Reservations and conditions, if any, contained in the Crown Grant above referred to.
2. ~~Mortgage No. L291034 to Industrial Acceptance Corporation Limited. Entered 10-1-1969.~~ Discharged L607001
RU 3. Restriction as to user created by the registration of Deposited Plan 238072 P See L501693.

Registrar General.

PERSONS ARE CAUTIONED AGAINST ALTERING OR ADDING TO THIS CERTIFICATE OR ANY NOTIFICATION HEREON

WARNING: THIS DOCUMENT MUST NOT BE REMOVED FROM THE LAND TITLES OFFICE.

NOTE: ENTRIES RULED THROUGH AND AUTHENTICATED BY THE SEAL OF THE REGISTRAR GENERAL ARE CANCELLED.

Req:R734746 /Doc:CT 11112-190 CT /Rev:18-Feb-2008 /NSW LRS /Pgs:ALL /Prt:09-Jan-2024 08:42 /Seq:2 of 2
© Office of the Registrar-General /Src:InfoTrack /Ref:Britton ? Percival 1

Vol. 11112 Fol 190

FIRST SCHEDULE (continued)

REGISTERED PROPRIETOR	INSTRUMENT NATURE	INSTRUMENT NUMBER	INSTRUMENT DATE	ENTERED	Signature of Registrar General
~~Central Roller Shutters Pty. Limited~~ Arnott's Biscuits Pty. Limited	~~Transfer~~ Transfer	~~H069002~~ N813579	~~14-10-1969~~ 28-2-1974	~~02-10-1969~~ 3-5-1974	

This deed is cancelled as to WHOLE

New Certificates of Title have issued on 8/8/78

for lots in DEPOSITED Plan No. 597082 as follows:-

Lots 1 Vol. 13530 Fol. 98 respectively.

REGISTRAR GENERAL

NEW CERTIFICATE(S) OF TITLE ISSUING ON DP597082
NO DEALING TO BE REGISTERED WITHOUT REFERENCE TO

SECOND SCHEDULE (continued)

INSTRUMENT NATURE	INSTRUMENT NUMBER	INSTRUMENT DATE	PARTICULARS	ENTERED	Signature of Registrar General	CANCELLATION		

NOTE: ENTRIES RULED THROUGH AND AUTHENTICATED BY THE SEAL OF THE REGISTRAR GENERAL ARE CANCELLED

Req:R735101 /Doc:CT 11112-191 CT /Rev:14-Jan-2011 /NSW LRS /Pgs:ALL /Prt:09-Jan-2024 09:16 /Seq:1 of 2
© Office of the Registrar-General /Src:InfoTrack /Ref:Britton ? Percival 1

NEW SOUTH WALES

ICATE OF TITLE
PERTY ACT, 1900, as amended.

1112191

Vol. 11112 Fol. 191

Application No. 6206

Prior Title Volume 4840 Folio 7

EH

Edition issued 8-8-1969

CANCELLED

(Page 1) Vol. 11112 Fol. 191

I certify that the person described in the First Schedule is the registered proprietor of the undermentioned estate in the land within described subject nevertheless to such exceptions encumbrances and interests as are shown in the Second Schedule.

Witness L. Ballinger

Registrar General.

PLAN SHOWING LOCATION OF LAND

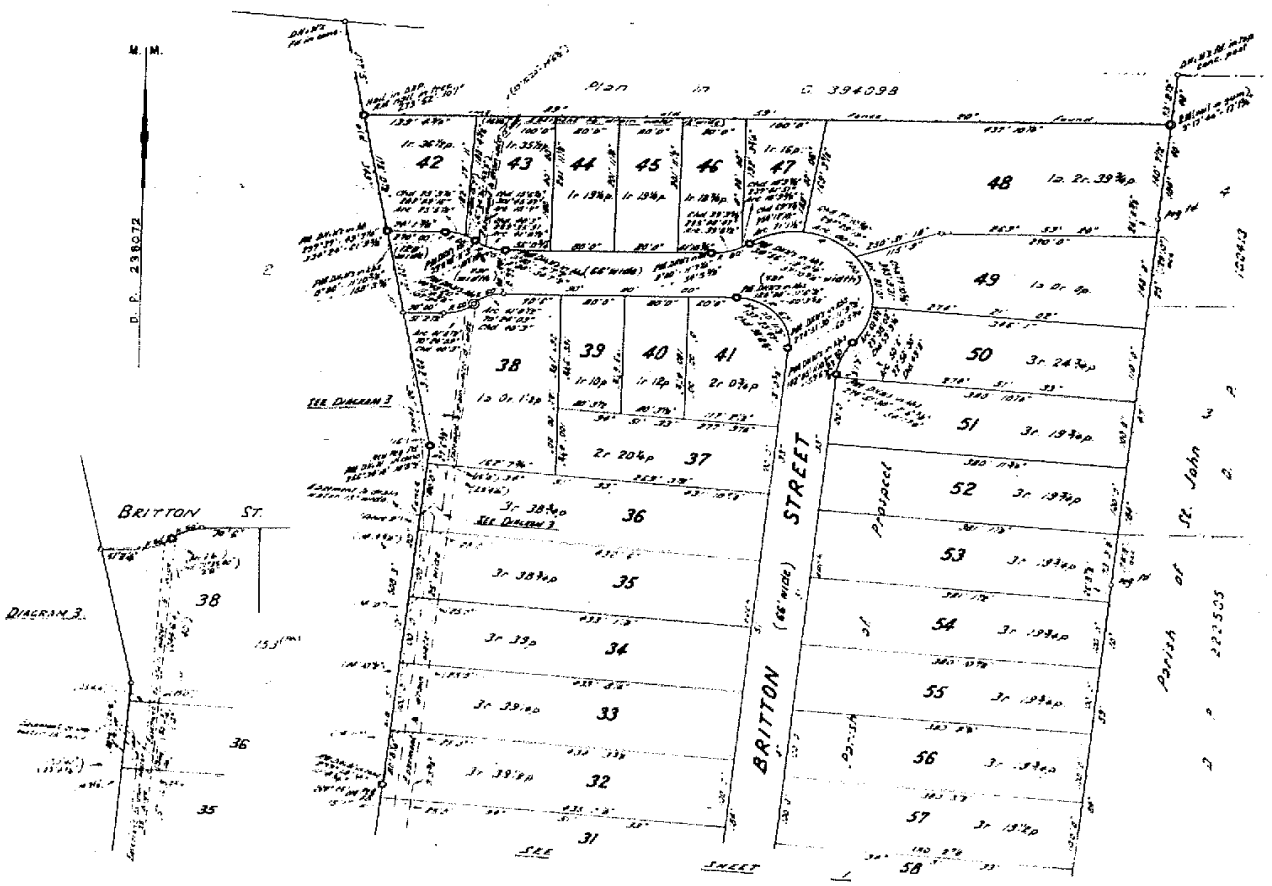

ESTATE AND LAND REFERRED TO

Estate in Fee Simple in Lot 51 in Deposited Plan 238072 at Smithfield in the Municipality of Holroyd Parish of Prospect and County of Cumberland being part of Portion 154 granted to William Blower on 5-4-1821.

FIRST SCHEDULE

~~CAMBRIDGE CREDIT CORPORATION LIMITED.~~

SECOND SCHEDULE

1. Reservations and conditions, if any, contained in the Crown Grant above referred to.
2. ~~Mortgage No.L291024 to Industrial Acceptance Corporation Limited. Entered 10-1-1969.~~ Discharged 466798 4671
3. Restriction as to user created by the registration of Deposited Plan 238072 See L501693.

Registrar General.

PERSONS ARE CAUTIONED AGAINST ALTERING OR ADDING TO THIS CERTIFICATE OR ANY NOTIFICATION HEREON

WARNING: THIS DOCUMENT MUST NOT BE REMOVED FROM THE LAND TITLES OFFICE.

NOTE: ENTRIES RULED THROUGH AND AUTHENTICATED BY THE SEAL OF THE REGISTRAR GENERAL ARE CANCELLED.

Req:R735101 /Doc:CT 11112-191 CT /Rev:14-Jan-2011 /NSW LRS /Pgs:ALL /Prt:09-Jan-2024 09:16 /Seq:2 of 2
© Office of the Registrar-General /Src:InfoTrack /Ref:Britton ? Percival 1

L666799 DM

FIRST SCHEDULE (continued)

REGISTERED PROPRIETOR	INSTRUMENT NATURE	INSTRUMENT NUMBER	INSTRUMENT DATE	ENTERED	Signature of Registrar General
Gillies Investments Pty. Limited	Transfer	L666799	15-10-1969	16-12-1969	[signature]
Arnott's Biscuits Pty. Limited	Transfer	N813580	28-2-1974	3-5-1974	[signature]

N8138
N813580 TO
DP597082
14/2/78

This deed is cancelled as to WHOLE
New Certificates of Title have issued on 8/8/78
for lots in DEPOSITED Plan No. 597082 as follows:-
Lots 1 Vol. 13530 Fol. 98 respectively.

[signature]
REGISTRAR GENERAL

NEW CERTIFICATE(S) OF TITLE ISSUING ON DP597082
NO DEALING TO BE REGISTERED WITHOUT REFERENCE TO SURVEY [illegible]

SECOND SCHEDULE (continued)

INSTRUMENT NATURE	INSTRUMENT NUMBER	INSTRUMENT DATE	PARTICULARS	ENTERED	Signature of Registrar General	CANCELLATION		

NOTE: ENTRIES RULED THROUGH AND AUTHENTICATED BY THE SEAL OF THE REGISTRAR GENERAL ARE CANCELLED

Req:R735100 /Doc:CT 11112-192 CT /Rev:18-Feb-2008 /NSW LRS /Pgs:ALL /Prt:09-Jan-2024 09:16 /Seq:1 of 2
© Office of the Registrar-General /Src:InfoTrack /Ref:Britton ? Percival 1

PERSONS ARE CAUTIONED AGAINST ALTERING OR ADDING TO THIS CERTIFICATE OR ANY NOTIFICATION HEREON

WARNING: THIS DOCUMENT MUST NOT BE REMOVED FROM THE LAND TITLES OFFICE.

(Page 1) Vol. 11112 Fol. 192

NEW SOUTH WALES

ICATE OF TITLE

PERTY ACT, 1900, as amended.

1111292

Vol. 11112 Fol. 192

Application No. 6206

Prior Title Volume 4840 Folio 7

EH

Edition issued 8-8-1969

CANCELLED

I certify that the person described in the First Schedule is the registered proprietor of the undermentioned estate in the land within described subject nevertheless to such exceptions encumbrances and interests as are shown in the Second Schedule.

Witness L. Bolliver

Registrar General.

PLAN SHOWING LOCATION OF LAND

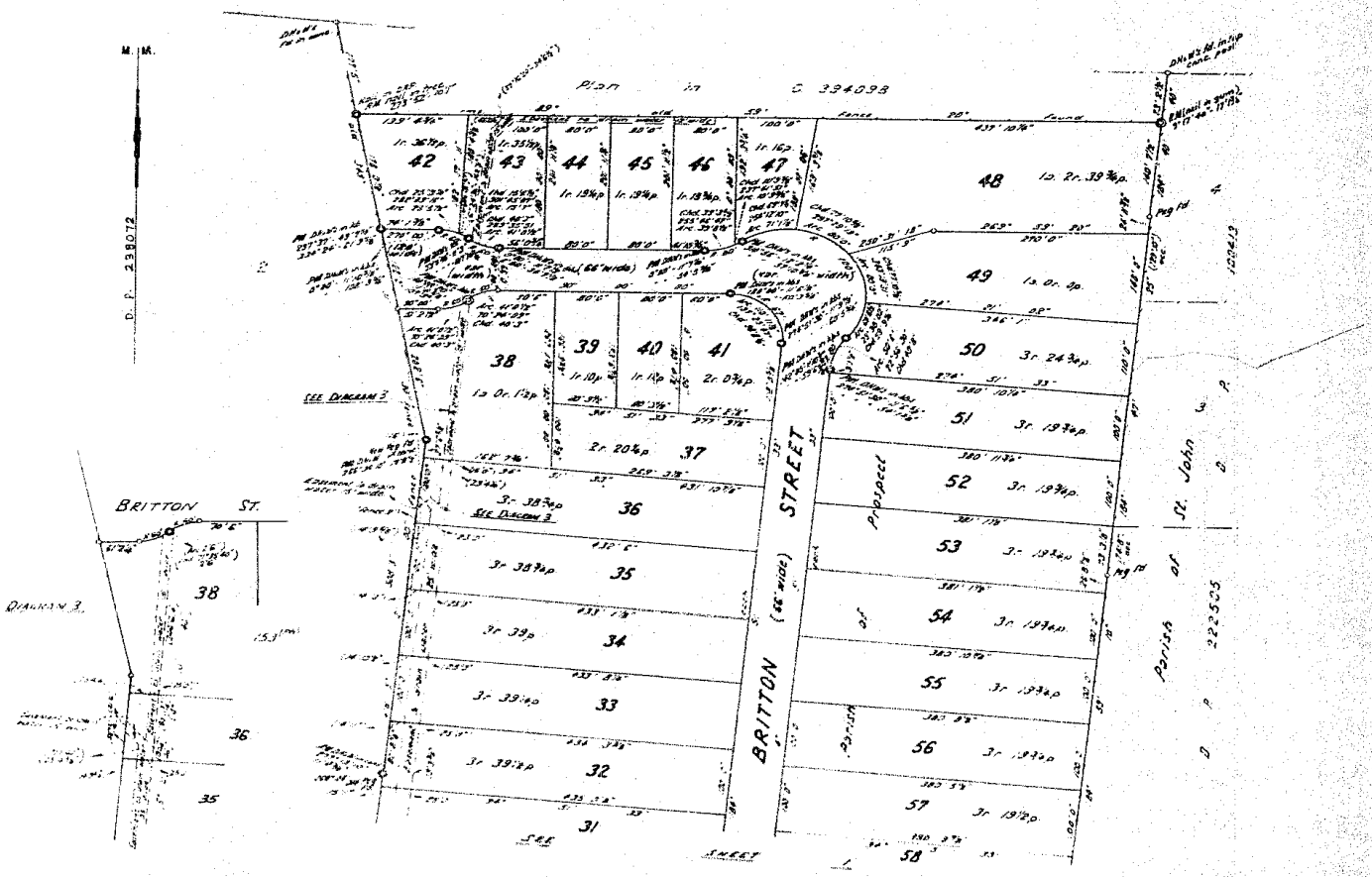

ESTATE AND LAND REFERRED TO

Estate in Fee Simple in Lot 52 in Deposited Plan 238072 at Smithfield in the Municipality of Holroyd Parish of Prospect and County of Cumberland being part of Portion 154 granted to William Blower on 5-4-1821.

FIRST SCHEDULE

~~CAMBRIDGE CREDIT CORPORATION LIMITED~~.

SECOND SCHEDULE

1. Reservations and conditions, if any, contained in the Crown Grant above referred to.
~~2. Mortgage No.L291024 to Industrial Acceptance Corporation Limited. Entered 10-1-1969.~~ Discharged L723775
3. Restriction as to user created by the registration of Deposited Plan 238072. See L501693.

Registrar General.

NOTE: ENTRIES RULED THROUGH AND AUTHENTICATED BY THE SEAL OF THE REGISTRAR GENERAL ARE CANCELLED.

Vol. 11112 Fol 192
Req:R735100 /Doc:CT 11112-192 CT /Rev:18-Feb-2008 /NSW LRS /Pgs:ALL /Prt:09-Jan-2024 09:16 /Seq:2 of 2
© Office of the Registrar-General /Src:InfoTrack /Ref:Britton ? Percival 1

FIRST SCHEDULE (continued)

REGISTERED PROPRIETOR	INSTRUMENT NATURE	INSTRUMENT NUMBER	INSTRUMENT DATE	ENTERED	Signature of Registrar General
Arnott's Biscuits Pty. Limited	Transfer	I.723776	16-1-1970	5-2-1970	

This deed is cancelled as to WHOLE
New Certificates of Title have issued on 8/8/78
for lots in DEPOSITED Plan No. 597082 as follows:-
Lots 1 Vol. 13530 Fol. 98 respectively.

REGISTRAR GENERAL

NEW CERTIFICATE(S) OF TITLE ISSUING ON DP597082
NO DEALING TO BE REGISTERED WITHOUT REFERENCE TO

DP597082
4/4/7/78

SECOND SCHEDULE (continued)

INSTRUMENT NATURE	INSTRUMENT NUMBER	INSTRUMENT DATE	PARTICULARS	ENTERED	Signature of Registrar General	CANCELLATION		

NOTE: ENTRIES RULED THROUGH AND AUTHENTICATED BY THE SEAL OF THE REGISTRAR GENERAL ARE CANCELLED

Req:R735099 /Doc:CT 11112-193 CT /Rev:18-Feb-2008 /NSW LRS /Pgs:ALL /Prt:09-Jan-2024 09:16 /Seq:1 of 2
© Office of the Registrar-General /Src:InfoTrack /Ref:Britton ? Percival 1

NEW SOUTH WALES

[redacted]ICATE OF TITLE

[redacted]PERTY ACT, 1900, as amended.

Vol. 11112 Fol. 193

Application No. 6206

Prior Title Volume 4840 Folio 7

EH Edition issued 8-8-1969

CANCELLED

I certify that the person described in the First Schedule is the registered proprietor of the undermentioned estate in the land within described subject nevertheless to such exceptions encumbrances and interests as are shown in the Second Schedule.

Witness L. Bollinger

Registrar General.

(Page 1) Vol. 11112 Fol. 193

PLAN SHOWING LOCATION OF LAND

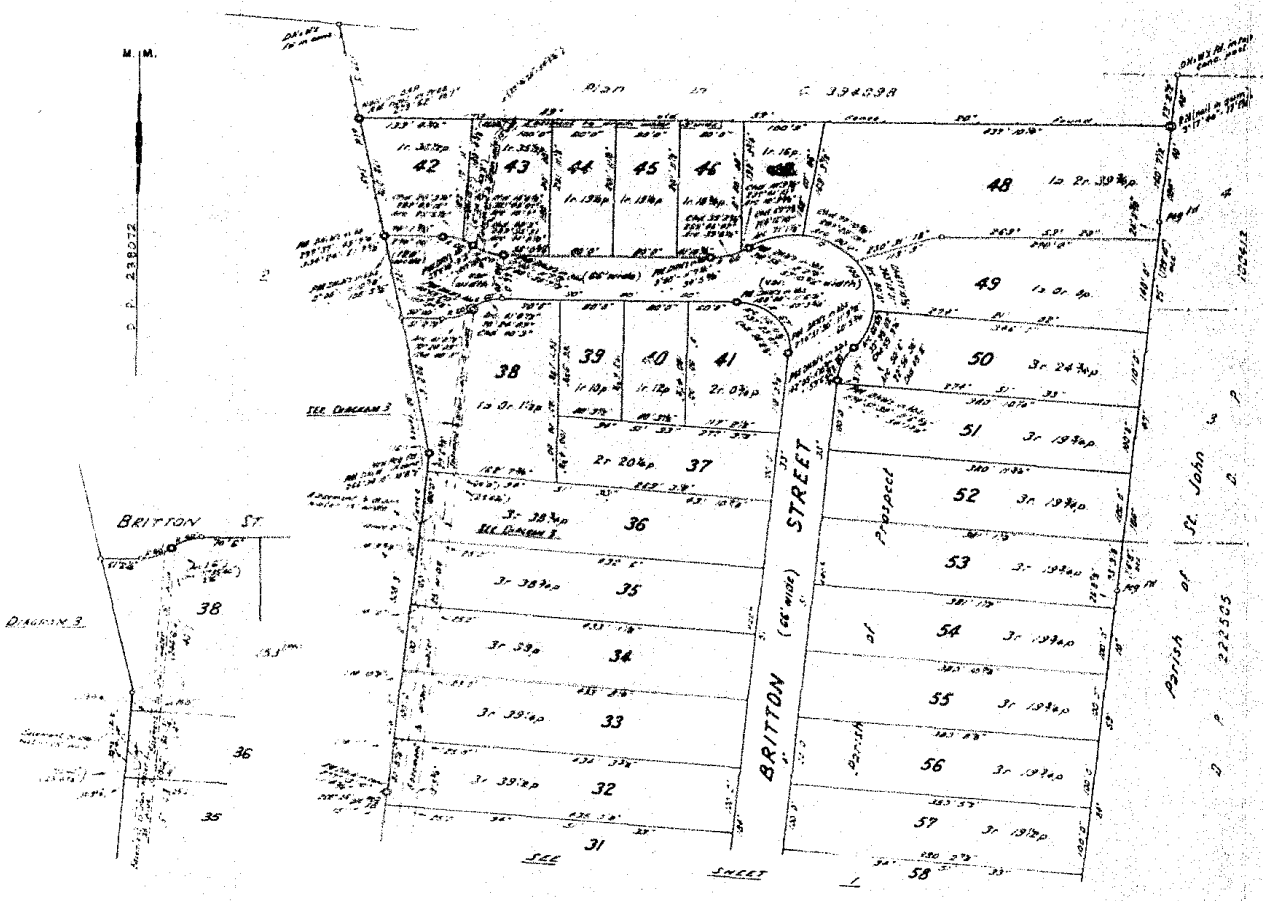

ESTATE AND LAND REFERRED TO

Estate in Fee Simple in Lot 53 in Deposited Plan 238072 at Smithfield in the Municipality of Holroyd Parish of Prospect and County of Cumberland being part of Portion 154 granted to William Blower on 5-4-1821.

FIRST SCHEDULE

~~CAMBRIDGE CREDIT CORPORATION LIMITED.~~

SECOND SCHEDULE

1. Reservations and conditions, if any, contained in the Crown Grant above referred to.
~~2. Mortgage No.L291024 to Industrial Acceptance Corporation Limited. Entered 10-1-1969.~~ Discharged L123776
3. Restriction as to user created by the registration of Deposited Plan 238072. See L501693.

Registrar General.

PERSONS ARE CAUTIONED AGAINST ALTERING OR ADDING TO THIS CERTIFICATE OR ANY NOTIFICATION HEREON

WARNING: THIS DOCUMENT MUST NOT BE REMOVED FROM THE LAND TITLES OFFICE.

NOTE: ENTRIES RULED THROUGH AND AUTHENTICATED BY THE SEAL OF THE REGISTRAR GENERAL ARE CANCELLED.

Req:R735099 /Doc:CT 11112-193 CT /Rev:18-Feb-2008 /NSW LRS /Pgs:ALL /Prt:09-Jan-2024 09:16 /Seq:2 of 2
© Office of the Registrar-General /Src:InfoTrack /Ref:Britton ? Percival 1

Vol. 11112 Fol 193

FIRST SCHEDULE (continued)

REGISTERED PROPRIETOR	INSTRUMENT NATURE	INSTRUMENT NUMBER	INSTRUMENT DATE	ENTERED	Signature of Registrar General
Arnott's Biscuits Pty. Limited	Transfer	L723776	16-1-1970	5-2-1970	

DP597082
8/1/78

This deed is cancelled as to WHOLE

New Certificates of Title have issued on 8/2/78

for lots in DEPOSITED Plan No. 597082 as follows:-

Lots 1 Vol. 13530 Fol. 98 respectively.

REGISTRAR GENERAL

NEW CERTIFICATE(S) OF TITLE ISSUING ON DP597082
NO DEALING TO BE REGISTERED WITHOUT REFERENCE TO SURVEY DRAFTING BRANCH

SECOND SCHEDULE (continued)

INSTRUMENT NATURE	INSTRUMENT NUMBER	INSTRUMENT DATE	PARTICULARS	ENTERED	Signature of Registrar General	CANCELLATION

NOTE: ENTRIES RULED THROUGH AND AUTHENTICATED BY THE SEAL OF THE REGISTRAR GENERAL ARE CANCELLED

Did not come with first page

Vol. 11112 Fol 194
Req:R735098 /Doc:CT 11112-194 CT /Rev:18-Feb-2008 /NSW LRS /Pgs:ALL /Prt:09-Jan-2024 09:16 /Seq:1 of 1
© Office of the Registrar-General /Src:InfoTrack /Ref:Britton ? Percival 1

FIRST SCHEDULE (continued)

REGISTERED PROPRIETOR	INSTRUMENT NATURE	INSTRUMENT NUMBER	INSTRUMENT DATE	ENTERED	Signature of Registrar General
Arnotts Pty. Biscuits Pty. Limited	Transfer	M728776	16-1-1970	5-2-1970	

This deed is cancelled as to WHOLE

New Certificates of Title have issued on 8/8/78

for lots in DEPOSITED Plan No. 597082 as follows:-

Lots 1 Vol. 3530 Fol. 98 respectively.

REGISTRAR GENERAL

NEW CERTIFICATE(S) OF TITLE ISSUING ON DP597082
NO DEALING TO BE REGISTERED WITHOUT REFERENCE TO SURVEY DRAFTING BRANCH.

DP597082
14/7/78

SECOND SCHEDULE (continued)

INSTRUMENT NATURE	INSTRUMENT NUMBER	INSTRUMENT DATE	PARTICULARS	ENTERED	Signature of Registrar General	CANCELLATION		

NOTE: ENTRIES RULED THROUGH AND AUTHENTICATED BY THE SEAL OF THE REGISTRAR GENERAL ARE CANCELLED

Req:R735097 /Doc:CT 11112-195 CT /Rev:18-Feb-2008 /NSW LRS /Pgs:ALL /Prt:09-Jan-2024 09:16 /Seq:1 of 2
© Office of the Registrar-General /Src:InfoTrack /Ref:Britton ? Percival 1

NEW SOUTH WALES

CERTIFICATE OF TITLE

REAL PROPERTY ACT, 1900, as amended.

Vol. 11112 Fol. 195

Application No. 6206

Prior Title Volume 4840 Folio 7

EH Edition issued 8-8-1969

CANCELLED

I certify that the person described in the First Schedule is the registered proprietor of the undermentioned estate in the land within described subject nevertheless to such exceptions encumbrances and interests as are shown in the Second Schedule.

Witness L. Colliver

Registrar General.

(Page 1) Vol. 11112 Fol. 195

PLAN SHOWING LOCATION OF LAND

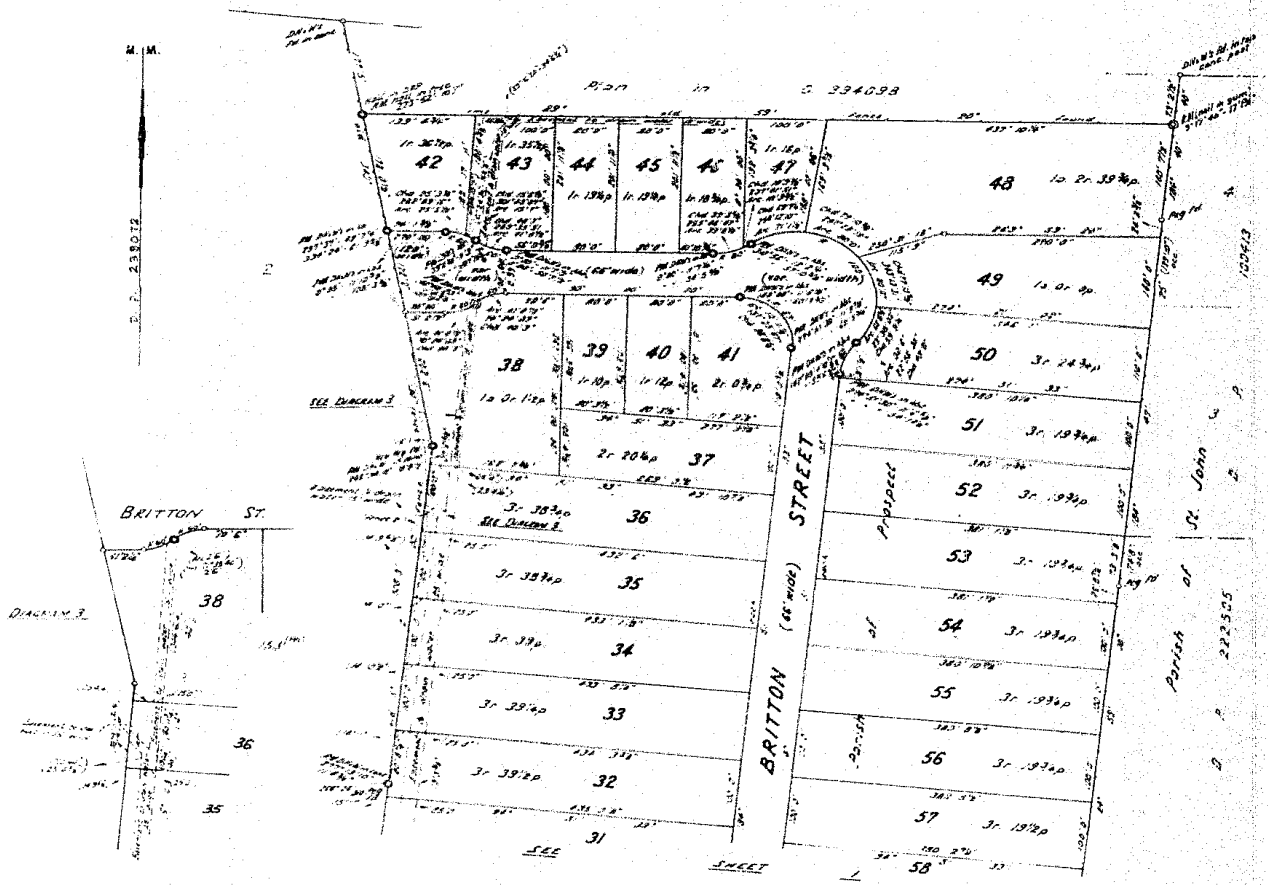

ESTATE AND LAND REFERRED TO

Estate in Fee Simple in Lot 55 in Deposited Plan 238072 at Smithfield in the Municipality of Holroyd Parish of Prospect and County of Cumberland being part of Portion 154 granted to William Blower on 5-4-1821.

FIRST SCHEDULE

~~CAMBRIDGE CREDIT CORPORATION LIMITED.~~

SECOND SCHEDULE

1. Reservations and conditions, if any, contained in the Crown Grant above referred to.
~~2. Mortgage No.L291024 to Industrial Acceptance Corporation Limited. Entered 10-1-1969.~~ Discharged L793776
3. Restriction as to user created by the registration of Deposited Plan 238072. See L501693.

Registrar General.

PERSONS ARE CAUTIONED AGAINST ALTERING OR ADDING TO THIS CERTIFICATE OR ANY NOTIFICATION HEREON

WARNING: THIS DOCUMENT MUST NOT BE REMOVED FROM THE LAND TITLES OFFICE.

NOTE: ENTRIES RULED THROUGH AND AUTHENTICATED BY THE SEAL OF THE REGISTRAR GENERAL ARE CANCELLED.

Req:R735097 /Doc:CT 11112-195 CT /Rev:18-Feb-2008 /NSW LRS /Pgs:ALL /Prt:09-Jan-2024 09:16 /Seq:2 of 2
© Office of the Registrar-General /Src:InfoTrack /Ref:Britton ? Percival 1

Vol. 11112 Fol 195

FIRST SCHEDULE (continued)

REGISTERED PROPRIETOR	INSTRUMENT NATURE	INSTRUMENT NUMBER	INSTRUMENT DATE	ENTERED	Signature of Registrar General
Arnott's Biscuits Pty. Limited	Transfer	L723776	16-1-1970	5-2-1970	

This deed is cancelled as to WHOLE

New Certificates of Title have issued on 9/8/78

for lots in DEPOSITED Plan No. 597082 as follows:-

Lots 1 Vol. 13530 Fol. 98. respectively.

REGISTRAR GENERAL

NEW CERTIFICATE(S) OF TITLE ISSUING ON DP597082
NO DEALING TO BE REGISTERED WITHOUT REFERENCE TO

DP597082
4/4/78

SECOND SCHEDULE (continued)

INSTRUMENT NATURE	INSTRUMENT NUMBER	INSTRUMENT DATE	PARTICULARS	ENTERED	Signature of Registrar General	CANCELLATION

NOTE: ENTRIES RULED THROUGH AND AUTHENTICATED BY THE SEAL OF THE REGISTRAR GENERAL ARE CANCELLED

Req:R735096 /Doc:CT 11112-196 CT /Rev:18-Feb-2008 /NSW LRS /Pgs:ALL /Prt:09-Jan-2024 09:16 /Seq:1 of 2
© Office of the Registrar-General /Src:InfoTrack /Ref:Britton ? Percival 1

NEW SOUTH WALES

ICATE OF TITLE
PERTY ACT, 1900, as amended.

Vol. 11112 Fol. 196

Application No. 6206

Prior Title Volume 4840 Folio 7

EH Edition issued 8-8-1969

CANCELLED

I certify that the person described in the First Schedule is the registered proprietor of the undermentioned estate in the land within described subject nevertheless to such exceptions encumbrances and interests as are shown in the Second Schedule.

Witness L. Bollinger

Registrar General.

(Page 1) Vol. 11112 Fol. 196

PLAN SHOWING LOCATION OF LAND

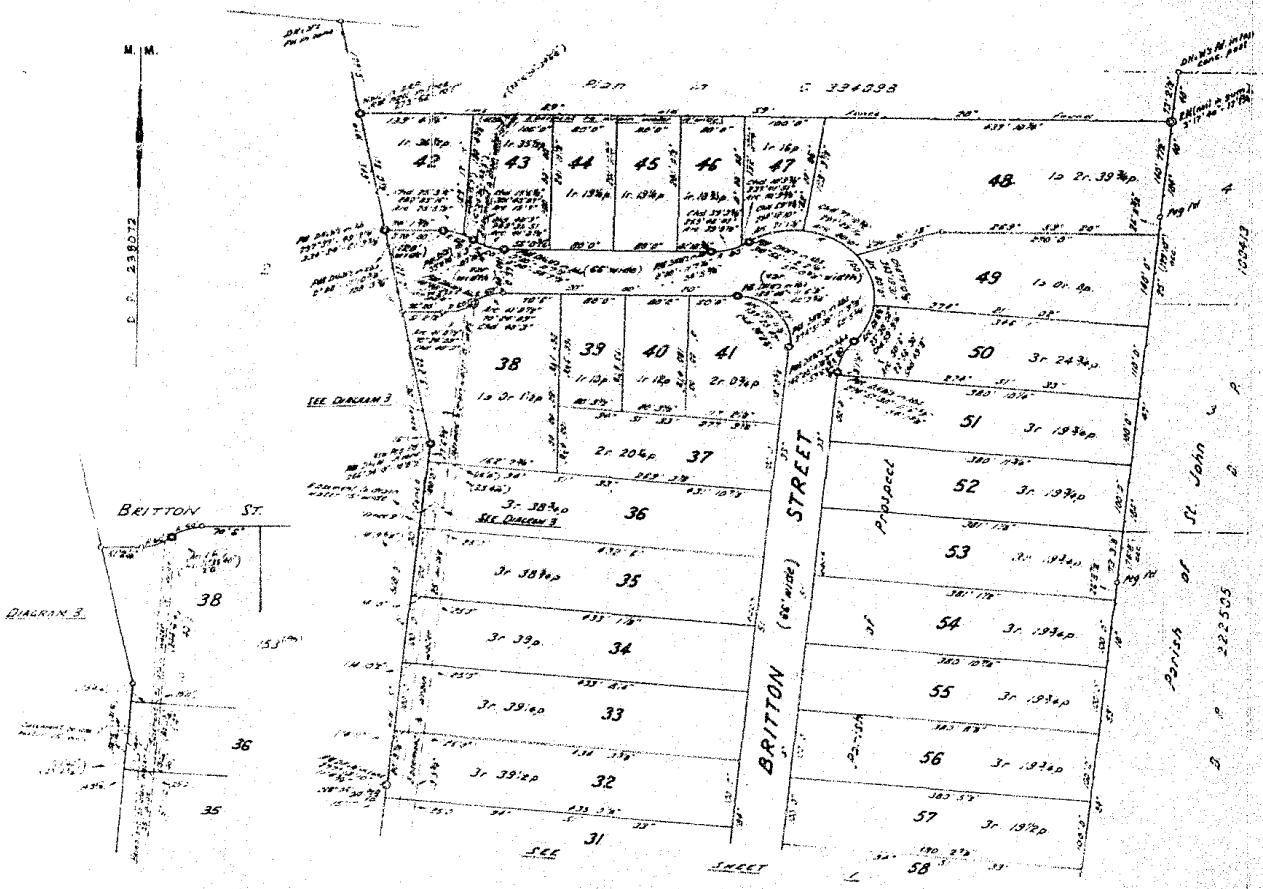

ESTATE AND LAND REFERRED TO

Estate in Fee Simple in Lot 56 in Deposited Plan 238072 at Smithfield in the Municipality of Holroyd Parish of Prospect and County of Cumberland being part of Portion 154 granted to William Blower on 5-4-1821.

FIRST SCHEDULE

~~CAMBRIDGE CREDIT CORPORATION LIMITED.~~

SECOND SCHEDULE

1. Reservations and conditions, if any, contained in the Crown Grant above referred to.
~~2. Mortgage No.L291024 to Industrial Acceptance Corporation Limited. Entered 10-1-1969.~~ Discharged L711716
3. Restriction as to user created by the registration of Deposited Plan 238072. See L501693.

Registrar General.

PERSONS ARE CAUTIONED AGAINST ALTERING OR ADDING TO THIS CERTIFICATE OR ANY NOTIFICATION HEREON

WARNING: THIS DOCUMENT MUST NOT BE REMOVED FROM THE LAND TITLES OFFICE.

NOTE: ENTRIES RULED THROUGH AND AUTHENTICATED BY THE SEAL OF THE REGISTRAR GENERAL ARE CANCELLED.

Req:R735096 /Doc:CT 11112-196 CT /Rev:18-Feb-2008 /NSW LRS /Pgs:ALL /Prt:09-Jan-2024 09:16 /Seq:2 of 2
© Office of the Registrar-General /Src:InfoTrack /Ref:Britton ? Percival 1

Vol. 11112 Fol 196

FIRST SCHEDULE (continued)

REGISTERED PROPRIETOR	INSTRUMENT NATURE	INSTRUMENT NUMBER	INSTRUMENT DATE	ENTERED	Signature of Registrar General
Arnott's Biscuits Pty. Limited	Transfer	L723776	16-1-1970	5-2-1970.	

This deed is cancelled as to WHOLE

New Certificates of Title have issued on 8/8/78

for lots in DEPOSITED Plan No. 597082 as follows:-

Lots 1 Vol. 13530 Fol. 98. respectively.

REGISTRAR GENERAL

NEW CERTIFICATE(S) OF TITLE ISSUING ON DP597082
NO DEALING TO BE REGISTERED WITHOUT REFERENCE TO SURVEY DRAFTING BRANCH.

DP597082
24/7/78

SECOND SCHEDULE (continued)

INSTRUMENT NATURE	INSTRUMENT NUMBER	INSTRUMENT DATE	PARTICULARS	ENTERED	Signature of Registrar General	CANCELLATION

NOTE: ENTRIES RULED THROUGH AND AUTHENTICATED BY THE SEAL OF THE REGISTRAR GENERAL ARE CANCELLED

Req:R735095 /Doc:CT 11112-197 CT /Rev:18-Feb-2008 /NSW LRS /Pgs:ALL /Prt:09-Jan-2024 09:16 /Seq:1 of 2
© Office of the Registrar-General /Src:InfoTrack /Ref:Britton ? Percival 1

NEW SOUTH WALES

[redacted]ICATE OF TITLE

[redacted]PERTY ACT, 1900, as amended.

Vol. 11112 Fol. 197

Application No. 6206

Prior Title Volume 4840 Folio 7

EH

Edition issued 8-8-1969

CANCELLED

I certify that the person described in the First Schedule is the registered proprietor of the undermentioned estate in the land within described subject nevertheless to such exceptions encumbrances and interests as are shown in the Second Schedule.

Witness L. Collinson

Registrar General.

(Page 1) Vol. 11112 Fol. 197

PERSONS ARE CAUTIONED AGAINST ALTERING OR ADDING TO THIS CERTIFICATE OR ANY NOTIFICATION HEREON

WARNING: THIS DOCUMENT MUST NOT BE REMOVED FROM THE LAND TITLES OFFICE.

PLAN SHOWING LOCATION OF LAND

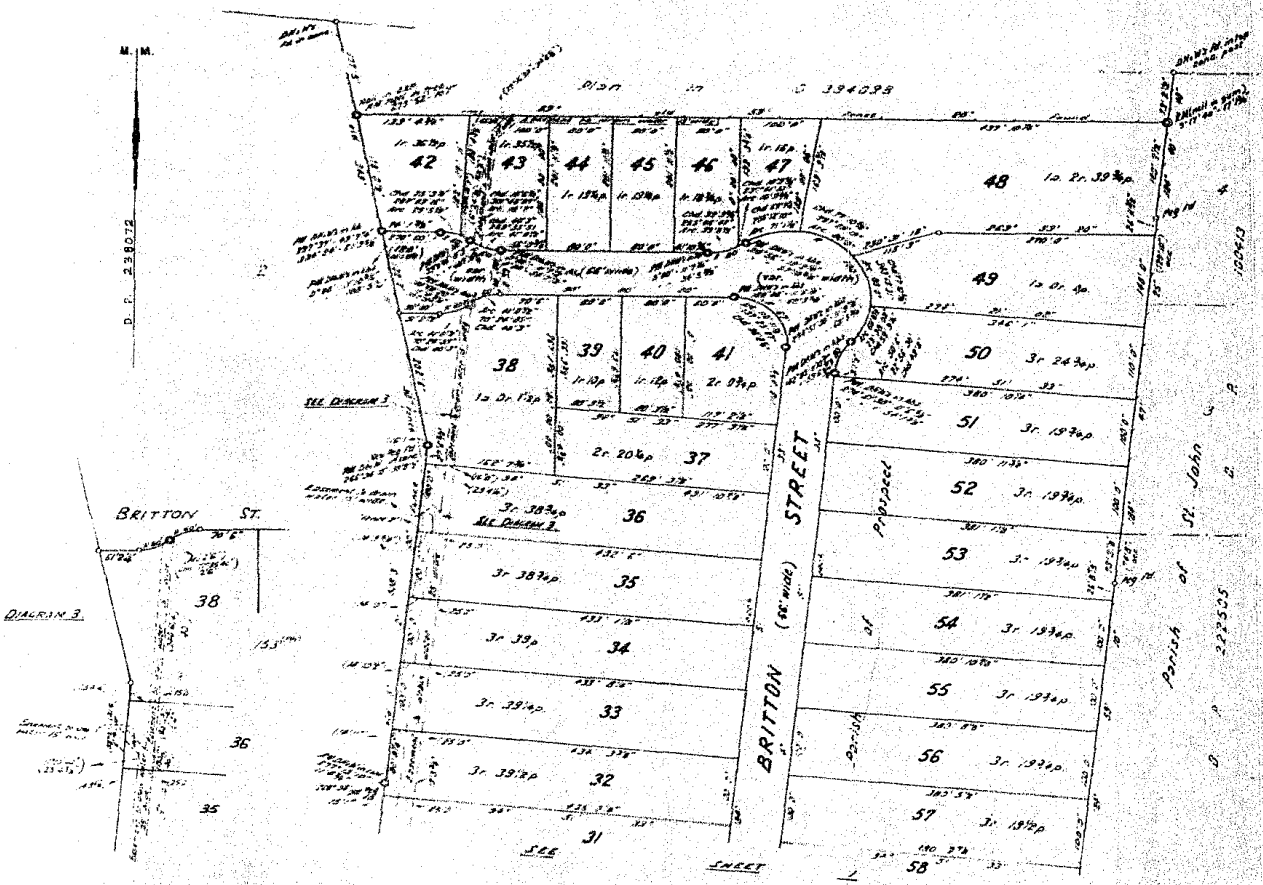

ESTATE AND LAND REFERRED TO

Estate in Fee Simple in Lot 57 in Deposited Plan 238072 at Smithfield in the Municipality of Holroyd Parish of Prospect and County of Cumberland being part of Portion 154 granted to William Blower on 5-4-1821.

FIRST SCHEDULE

~~CAMBRIDGE CREDIT CORPORATION LIMITED~~.

SECOND SCHEDULE

1. Reservations and conditions, if any, contained in the Crown Grant above referred to.
~~2. Mortgage No.L291024 to Industrial Acceptance Corporation Limited. Entered 10-1-1969.~~ Discharged L123775
3. Restriction as to user created by the registration of Deposited Plan 238072. See L501693.

Registrar General.

NOTE: ENTRIES RULED THROUGH AND AUTHENTICATED BY THE SEAL OF THE REGISTRAR GENERAL ARE CANCELLED.

Req:R735095 /Doc:CT 11112-197 CT /Rev:18-Feb-2008 /NSW LRS /Pgs:ALL /Prt:09-Jan-2024 09:16 /Seq:2 of 2
© Office of the Registrar-General /Src:InfoTrack /Ref:Britton ? Percival 1

Vol. 11112 Fol 197

FIRST SCHEDULE (continued)

REGISTERED PROPRIETOR	INSTRUMENT NATURE	INSTRUMENT NUMBER	INSTRUMENT DATE	ENTERED	Signature of Registrar General
Arnotti Biscuits Pty. Limited	Transfer	~~LB~~ L723776	16-1-1970.	5-2-1970	[signature]

This deed is cancelled as to WHOLE
New Certificates of Title have issued on 8/8/78
for lots in DEPOSITED Plan No. 597082 as follows:-
Lots 1 Vol. 13530 Fol. 98 respectively.

[signature]
REGISTRAR GENERAL

NEW CERTIFICATE(S) OF TITLE ISSUING ON DP597082
NO DEALING TO BE REGISTERED WITHOUT REFERENCE TO SURVEY DRAFTING BRANCH.

DP597082
14/7/78

SECOND SCHEDULE (continued)

INSTRUMENT NATURE	INSTRUMENT NUMBER	INSTRUMENT DATE	PARTICULARS	ENTERED	Signature of Registrar General	CANCELLATION		

NOTE: ENTRIES RULED THROUGH AND AUTHENTICATED BY THE SEAL OF THE REGISTRAR GENERAL ARE CANCELLED

Req:R734703 /Doc:CT 13530-098 CT /Rev:25-Jan-2011 /NSW LRS /Pgs:ALL /Prt:09-Jan-2024 08:35 /Seq:1 of 2
© Office of the Registrar-General /Src:InfoTrack /Ref:Britton ? Percival 1

[redacted]ICATE OF TITLE

[redacted] PROPERTY ACT, 1900

13530098

NEW SOUTH WALES
Appln. No.6206

Vol. 13530 Fol. 98

Prior Titles:
Vol.11112 Fol.189 Vol.11112 Fol.194
Vol.11112 Fol.190 Vol.11112 Fol.195
Vol.11112 Fol.191 Vol.11112 Fol.196
Vol.11112 Fol.192 Vol.11112 Fol.197
Vol.11112 Fol.193

EDITION ISSUED
8 8 1978

I certify that the person described in the First Schedule is the registered proprietor of the undermentioned estate in the land within described subject nevertheless to such exceptions encumbrances and interests as are shown in the Second Schedule.

[redacted]

Registrar General.

SEE ANTO FOLIO

(Page 1) Vol. 13530 Fol. 98

PLAN SHOWING LOCATION OF LAND

LENGTHS ARE IN METRES

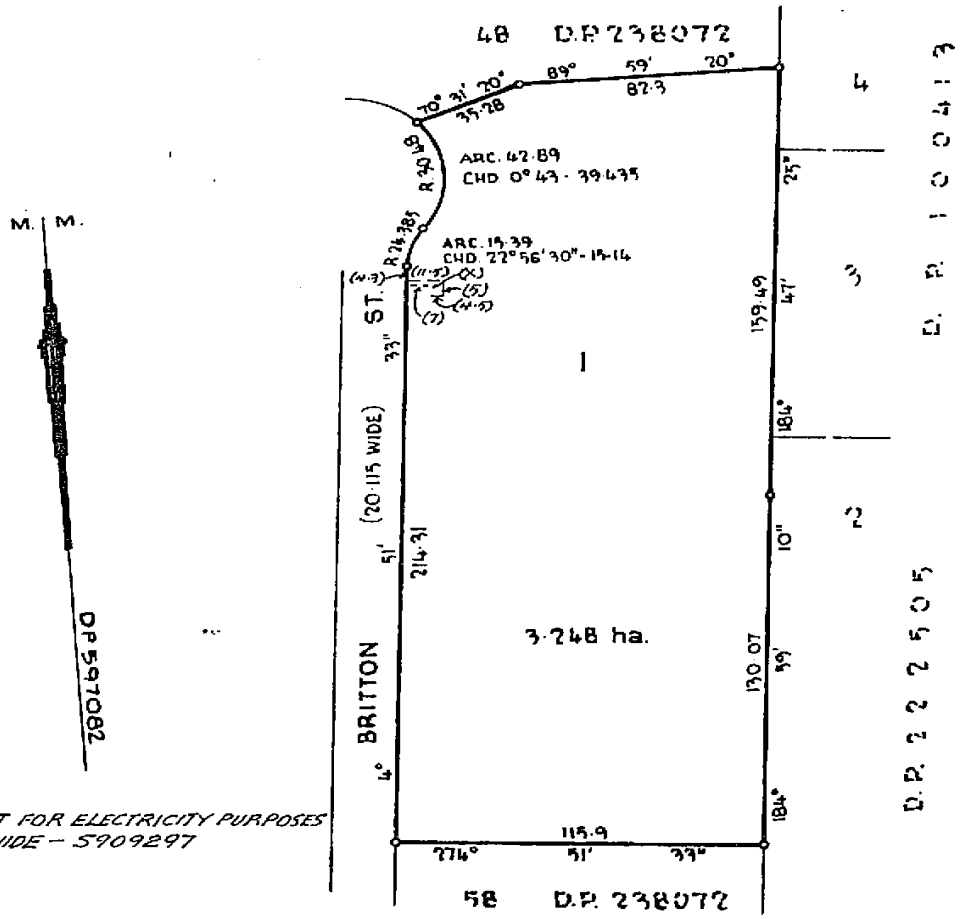

S

ESTATE AND LAND REFERRED TO

Estate in Fee Simple in Lot 1 in Deposited Plan 597082 in Municipality of Holroyd Parish of Prospect and County of Cumberland being part of Portion 154 granted to William Blower on 5-4-1821.

FIRST SCHEDULE

ARNOTT'S BISCUITS PTY. LIMITED.

SECOND SCHEDULE

GRY 1. Reservations and conditions, if any, contained in the Crown Grant above referred to.
RU 2. DP238072P Restriction as to user. See L501693.

PERSONS ARE CAUTIONED AGAINST ALTERING OR ADDING TO THIS CERTIFICATE OR ANY NOTIFICATION HEREON

WARNING: THIS DOCUMENT MUST NOT BE REMOVED FROM THE REGISTRAR GENERAL'S OFFICE.

NOTE: ENTRIES RULED THROUGH AND AUTHENTICATED BY THE SEAL OF THE REGISTRAR GENERAL ARE CANCELLED

Vol. 13530 Fol. 98

C.T. 10117.81

S909297/4

FIRST SCHEDULE (continued)

REGISTERED PROPRIETOR	INSTRUMENT NATURE	INSTRUMENT NUMBER	REGISTERED	Signature of Registrar General

SECOND SCHEDULE (continued)

INSTRUMENT NATURE	INSTRUMENT NUMBER	PARTICULARS	REGISTERED	Signature of Registrar General	CANCELLATION	
ERS	S909297/4	Transfer Easement for electricity purposes affecting the land shown so burdened in the plan hereon.				
		Registered 9-3-1982				

(Page 2 of 2 pages)

NOTE: ENTRIES RULED THROUGH AND AUTHENTICATED BY THE SEAL OF THE REGISTRAR GENERAL ARE CANCELLED

Req:R734703 /Doc:CT 13530-098 CT /Rev:25-Jan-2011 /NSW LRS /Pgs:ALL /Prt:09-Jan-2024 08:35 /Seq:2 of 2
© Office of the Registrar-General /Src:InfoTrack /Ref:Britton ? Percival 1

LAND REGISTRY SERVICES Historical Search

InfoTrack

NEW SOUTH WALES LAND REGISTRY SERVICES - HISTORICAL SEARCH

SEARCH DATE

9/1/2024 8:34AM

FOLIO: 1/597082

First Title(s): SEE PRIOR TITLE(S)
Prior Title(s): VOL 13530 FOL 98

Recorded	Number	Type of Instrument	C.T. Issue
28/3/1988		TITLE AUTOMATION PROJECT	LOT RECORDED FOLIO NOT CREATED
25/8/1988		CONVERTED TO COMPUTER FOLIO	FOLIO CREATED CT NOT ISSUED
3/12/1991	E88613	TRANSFER	
3/12/1991	E88614	TRANSFER	EDITION 1
22/4/1992	E400888	TRANSFER	EDITION 2
~~23/12/1997~~	~~3686266~~	~~TRANSFER~~	
23/12/1997	3686267	TRANSFER	EDITION 3
12/1/1998	3722745	DEPARTMENTAL DEALING	EDITION 4
15/1/1999	5528329	CHANGE OF NAME	
15/1/1999	5528330	CHANGE OF NAME	
15/1/1999	5528331	MORTGAGE	EDITION 5
19/10/2000	7055651	TRANSFER GRANTING EASEMENT	
19/10/2000	7128892	REQUEST	EDITION 6
10/4/2003	9521249	DISCHARGE OF MORTGAGE	EDITION 7
24/9/2009	AE998723	CHANGE OF NAME	
24/9/2009	AE998724	MORTGAGE	EDITION 8
4/12/2012	AH409824	MORTGAGE	EDITION 9
8/5/2014	AI523653	DISCHARGE OF MORTGAGE	
8/5/2014	AI523654	DISCHARGE OF MORTGAGE	EDITION 10
16/6/2014	AI662124	LEASE	
16/6/2014	AI662125	SUB-LEASE	EDITION 11
18/5/2015	AJ491709	TRANSFER	EDITION 12
1/6/2016	AK479200	MORTGAGE	EDITION 13

END OF PAGE 1 - CONTINUED OVER

SEARCH DATE
9/1/2024 8:34AM

FOLIO: 1/597082

Recorded	Number	Type of Instrument	C.T. Issue
15/6/2016	AK509587	DEPARTMENTAL DEALING	
2/11/2016	AK866019	CAVEAT	
23/12/2016	AM20012	DISCHARGE OF MORTGAGE	
23/12/2016	AM20013	TRANSFER	EDITION 14
23/1/2017	AM93064	DEPARTMENTAL DEALING	EDITION 15
2/9/2018	AN678864	DEPARTMENTAL DEALING	EDITION 16 CORD ISSUED
10/9/2021	AR415807	CAVEAT	
15/11/2021	AR613129	DISCHARGE OF MORTGAGE	
15/11/2021	AR613130	TRANSFER	
15/11/2021	AR613131	MORTGAGE	EDITION 17
29/8/2023	AT289106	VARIATION OF LEASE	
29/8/2023	AT379176	VARIATION OF LEASE	EDITION 18
14/9/2023	AT433936	CAVEAT	EDITION 19
28/9/2023	AT473405	DISCHARGE OF MORTGAGE	
28/9/2023	AT473406	TRANSFER	EDITION 20

*** END OF SEARCH ***

Copyright © Office of the Registrar-General 2024

Received: 09/01/2024 08:34:45

Req:R734704 /Doc:DL E088613 /Rev:18-Feb-2008 /NSW LRS /Pgs:ALL /Prt:09-Jan-2024 08:35 /Seq:1 of 1
© Office of the Registrar-General /Src:InfoTrack /Ref:Britton ? Percival 1

E 088613 S

TRANSFER

REAL PROPERTY ACT, 1900

(See Instructions for Completion on back of form

T

of

$

Torrens Title Reference	If Part Only, Delete Whole and Give Details	Location
DESCRIPTION OF LAND Note (a) Volumes ~~11112~~ ~~11112~~ 13530 Folios ~~175~~ ~~176~~ 98	WHOLE NOW BEING WHOLE OF LAND COMPRISED IN FOLIO 1/597082	D

TRANSFEROR Note (b)

ARNOTT'S BISCUITS PTY. LIMITED of 170 Kent Street, Sydney

ESTATE Note (c)

(the abovenamed TRANSFEROR) hereby acknowledges receipt of the consideration of $1,928,059.00 and transfers an estate in fee simple of an undivided one half share as tenant in common in the land above described to the TRANSFEREE

TRANSFEREE Note (d)

PEPSI COLA COMPANY OF AUSTRALIA PROPRIETARY LIMITED of 275 Alfred Street, North Sydney

OFFICE USE ONLY

HIST

TENANCY Note (e)

as joint tenants/tenants in common

PRIOR ENCUMBRANCES Note (f)

subject to the following PRIOR ENCUMBRANCES 1. Easement S909297

2. 3.

DATE 1 February, 1983

We hereby certify this dealing to be correct for the purposes of the Real Property Act, 1900.

EXECUTION Note (g)

Signed in my presence by the transferor who is personally known to me

Signature of Witness

A. O. SULLIVAN.
Name of Witness (BLOCK LETTERS)

COMPANY SECRETARY.
Address and occupation of Witness

THE COMMON SEAL of ARNOTT'S BISCUITS PTY. LIMITED was hereunto affixed in the presence of:)

SECRETARY.

DIRECTOR.
Signature of Transferor

Note (g)

Signed in my presence by the transferee who is personally known to me

Signature of Witness

J. BELIGMAN.
Name of Witness (BLOCK LETTERS)

COMPANY SECRETARY.
Address and occupation of Witness

THE COMMON SEAL of PEPSI COLA COMPANY OF AUSTRALIA PROPRIETARY LIMITED was hereunto affixed in the presence of:)

PEPSI COLA COMPANY OF AUSTRALIA PROPRIETARY LIMITED

Signature of Transferee

TO BE COMPLETED BY LODGING PARTY Notes (h) and (i)

LODGED BY ~~Baker & McKenzie~~ ALLEN, ALLEN & HEMSLEY
~~Solicitors~~ Solicitors & Notaries
~~50 Bridge Street~~ 19-29 Martin Place, Sydney
~~Sydney N.S.W. 2000~~
Telephone: 229 8765
LTO 74S
Fax: 233 7022

RTA 884059 / RAD.
Delivery Box Number

LOCATION OF DOCUMENTS

CT OTHER

Herewith.

In R.G.O. with

Produced by

OFFICE USE ONLY

Checked	Passed	REGISTERED – –19				Cert. of Title
TT16						
Signed	Extra Fee					

Registrar General

Req:R734705 /Doc:DL E088614 /Rev:18-Feb-2008 /NSW LRS /Pgs:ALL /Prt:09-Jan-2024 08:35 /Seq:1 of 1
© Office of the Registrar-General /Src:InfoTrack /Ref:Britton ? Percival 1

E 088614 D

TRANSFER

REAL PROPERTY ACT, 1900

(See Instructions for Completion on back of form)

T | of | $

Torrens Title Reference	If Part Only, Delete Whole and Give Details	Location
~~Volume 11112 Folio 175~~ part ~~Volume 11112 Folio 176~~ part Volume 13530 Folio 98 NOW BEING Whole OF LAND COMPRISED IN FOLIO 1597082	WHOLE	Smithfield D

DESCRIPTION OF LAND Note (a)

TRANSFEROR Note (b)

PIZZA HUT PROPERTIES PTY. LIMITED (formerly Pepsi-Cola Company of Australia Pty. Limited) of 275 Alfred Street, North Sydney, NSW 2060

OFFICE USE ONLY

ESTATE Note (c)

(the abovenamed TRANSFEROR) hereby acknowledges receipt of the consideration of $ stated in the agreement between the Transferor and Transferee dated 28/6/84. and transfers ~~an estate in fee simple~~ a one half interest as tenant in common in the land above described to the TRANSFEREE

TRANSFEREE Note (b)

PEPSICO AUSTRALIA PTY. LIMITED (formerly Pizza Hut Australia Pty. Limited) of 15 Bridge Street, Pymble, NSW 2073.

OFFICE USE ONLY TC2

TENANCY Note (d)

~~as joint tenants/tenants in common~~

PRIOR ENCUMBRANCES Note (e)

subject to the following PRIOR ENCUMBRANCES 1. Easement S909297

2. 3.

DATE OF TRANSFER 28 June, 1984

We hereby certify this dealing to be correct for the purposes of the Real Property Act, 1900.

EXECUTION Note (f)

~~Signed in my presence by the transferor who is personally known to me~~

THE COMMON SEAL of PIZZA HUT PROPERTIES PTY. LIMITED was hereunto ~~and~~ duly affixed by authority of the Board of Directors in the presence of:

~~Name of Witness (BLOCK LETTERS)~~

~~Signature of Witness~~

Secretary ~~/Director~~

Common Seal PIZZA HUT PROPERTIES PTY. LIMITED

~~Signature~~

Director

~~Signed in my presence by the transferee who is personally known to me~~

Note (f)

THE COMMON SEAL of PEPSICO AUSTRALIA PTY. LIMITED was hereunto affixed by authority ~~Signature of Witness~~ of the Board of Directors in the presence of:

~~Name of Witness (BLOCK LETTERS)~~

~~Address and occupation of Witness~~

Secretary ~~/Director~~

PEPSICO AUSTRALIA PTY. LIMITED Common Seal

~~Signature~~

Director

TO BE COMPLETED BY LODGING PARTY Notes (g) and (h)

LODGED BY ALLEN ALLEN & HEMSLEY
Solicitors & Notaries
19[illegible]din Place, Sydney
Telephone: 229 8765
RJA | 884059 | RAD LTO 74S
Delivery Box Number Fax: 233 7022

LOCATION OF DOCUMENTS

CT	OTHER	
		Herewith.
		In R.G.O. with
		Produced by

OFFICE USE ONLY

Extra Fee	Checked by	REGISTERED – –19			
	TT16	Registrar General			

Req:R734706 /Doc:DL E400888 /Rev:18-Feb-2008 /NSW LRS /Pgs:ALL /Prt:09-Jan-2024 08:35 /Seq:1 of 1
© Office of the Registrar-General /Src:InfoTrack /Ref:Britton ? Percival 1

RP13

TRANSFER
Real Property Act, 1900

E 400888 Q

Office of State Revenue use only

OFFICE OF STATE REVENUE P53
STAMP DUTY
DUTY $ 2-00 20037303 2/98

(A) **LAND TRANSFERRED**
Show no more than 20 References to Title.
If appropriate, specify the share transferred.

1/597082

(B) **LODGED BY**

L.T.O. Box

Name, Address or DX and Telephone
ALLEN ALLEN & HEMSLEY
DX 105 SYDNEY
Tel: (02) 229 8449

Reference (max. 15 characters): RJA.884059.VPD 745

(C) **TRANSFEROR** ARNOTT'S BISCUITS LIMITED A.C.N. 008 435 993

(D) acknowledges receipt of the consideration of $6,070,894
and as regards the land specified above transfers to the transferee an estate in fee simple in all its one-half share

(E) subject to the following **ENCUMBRANCES** 1. ..... 2. ..... 3. .....

(F) **TRANSFEREE**

(G) T

PFI AUSTRALIA PTY. LIMITED A.C.N. 054 045 662 of Level 2, Building 3, 20 Bridge Street, Pymble, New South Wales

~~as joint tenants/tenants in common~~

(H) We certify this dealing correct for the purposes of the Real Property Act, 1900

DATE OF EXECUTION 20 December 1997

Signed in my presence by the transferor who is personally known to me

THE COMMON SEAL of ARNOTT'S BISCUITS LIMITED was duly affixed in the presence of

~~Signature of Witness~~

~~Name of Witness (BLOCK LETTERS)~~

~~Address of Witness~~

Secretary
(Print name:)

SIGNED SEALED AND DELIVERED for and on behalf of ARNOTT'S BISCUITS LIMITED by its duly constituted Attorney pursuant to Power of Attorney dated 20 December 1996 and registered Book 4191 No. in the presence of :

Witness

~~Director~~ ~~Signature of Transferor~~ Attorney

(Print name: NOEL DAVIS)

Signed in my presence by the transferee who is personally known to me

Signature of Witness

RICHARD ALCOCK

Name of Witness (BLOCK LETTERS)

C/- ALLEN ALLEN & HEMSLEY
45-51 MARTIN PL SYDNEY

Address of Witness

Solicitor for ~~Signature of~~ Transferee

~~INSTRUCTIONS FOR FILLING OUT THIS FORM ARE AVAILABLE FROM THE LAND TITLES OFFICE~~

CHECKED BY (office use only) 030 20

Req:R734708 /Doc:DL 3686267 /Rev:31-Dec-1997 /NSW LRS /Pgs:ALL /Prt:09-Jan-2024 08:35 /Seq:1 of 1
© Office of the Registrar-General /Src:InfoTrack /Ref:Britton ? Percival 1

97-01T

TRANSFER

Real Property Act, 1900

3686267 A

Office of Stat

OFFICE OF STATE REVENUE
1996/97 STAMP DUTY (N.S.W. TREASURY) P28
DUTY $ 2-00 1ST REC Nº 2435 4984

(A) **LAND TRANSFERRED**

Show no more than 20 References to Title.
If appropriate, specify the share transferred.

1% interest as tenant in common in Folio Identifier 1/597082

(B) **LODGED BY**

L.T.O. Box	Name, Address or DX and Telephone
74S	ALLEN ALLEN & HEMSLEY DX 105 SYDNEY 9230 4000 REFERENCE (max. 15 characters): RJA 1228665 BJM

(C) **TRANSFEROR** PEPSICO AUSTRALIA PTY LIMITED (ACN 000 674 993) 1/200

(D) acknowledges receipt of the consideration of ..... under the Partnership Acquisition Agreement between the Transferor and the Transferee .....

and as regards the land specified above transfers to the Transferee an estate in fee simple

(E) subject to the following **ENCUMBRANCES** 1. ..... 2. ..... 3. .....

(F) **TRANSFEREE**

T TS (s713 LGA) TW (Sheriff)	PEPSICO FOODS AUSTRALIA PTY LIMITED (ACN 054 045 662) 20 Bridge Street, PYMBLE, NSW, 2073 1/200 (G) **TENANCY:** PE 1 - Aust 198/200

(H) We certify this dealing correct for the purposes of the Real Property Act, 1900. **DATED** 8 September 1997

~~Signed in my presence by the Transferor who is personally known to me~~.

Executed for and on behalf of the Transferor by its attorney pursuant to power of attorney registered in Book 4178 No 182

Signature of Witness

Name of Witness (BLOCK LETTERS)
BRENDAN MOYLAN

Address of Witness
LEVEL 17, THE CHIFLEY TOWER
2 CHIFLEY SQUARE, SYDNEY NSW

Richard James Alcock
Name of Transferor's attorney

~~Signature of Transferor~~
Signature of Transferor's attorney

~~Signed in my presence by the Transferee who is personally known to me~~.

Executed for and on behalf of the Transferee by its attorney pursuant to power of attorney registered in Book 4178 No 183

Signature of Witness

Name of Witness (BLOCK LETTERS)
BRENDAN MOYLAN

Address of Witness
LEVEL 17, THE CHIFLEY TOWER
2 CHIFLEY SQUARE, SYDNEY NSW

Richard James Alcock
Name of Transferee's attorney

~~Signature of Transferee~~
Signature of Transferee's attorney

INSTRUCTIONS FOR FILLING OUT THIS FORM ARE AVAILABLE FROM THE LAND TITLES OFFICE

CHECKED BY (office use only)

AUSDOC Office Pty. Ltd.

Req:R734709 /Doc:DL AJ491709 /Rev:22-May-2015 /NSW LRS /Pgs:ALL /Prt:09-Jan-2024 08:35 /Seq:1 of 2
© Office of the Registrar-General /Src:InfoTrack /Ref:Britton ? Percival 1

Form: 01T
Licence: 04-03-349
Licensee: King & Wood Mallesons

TRANSFER

New South Wales
Real Property Act 1900

AJ491709E

PRIVACY NOTE: Section 31B of the Real Property Act 1900 (RP Act) authorises the collection of the information required by this form for the establishment and maintenance of the Real Property Act Register. Section 96B RP Act requires that the Register is made available to any person for search upon payment of a fee, if any.

STAMP DUTY Office of State Revenue use only

NEW SOUTH WALES DUTY
21-05-2014 0007641756-001
SECTION 161
DUTY $ [illegible]10.00

(A) **TORRENS TITLE** If appropriate, specify the part transferred
1/597082

(B) **LODGED BY**

Document Collection Box	Name, Address or DX, Telephone, and Customer Account Number if any	CODES
41J	King & Wood Mallesons DX 113 Sydney T +61 2 9296 2000 LLPN: 123008U Reference (optional): 02 5507 2171	T TK TW

(C) **TRANSFEROR** Snack Brands Industries Pty Ltd ACN 054 045 662 and Snack Brands Foods Pty Ltd ACN 079 719 716

(D) **CONSIDERATION** The transferor acknowledges receipt of the consideration of $ See annexure A and as regards
(E) **ESTATE** the land specified above transfers to the transferee an estate in fee simple.

(F) **SHARE TRANSFERRED**

(G) Encumbrances (if applicable): 1. 2. 3.

(H) **TRANSFEREE** Britton Street Pty Ltd ACN 169 087 209

(I) **TENANCY:**

DATE 20/05/2014
dd mm yyyy

Certified correct for the purposes of the Real Property Act 1900. [Attesting witness - see note* below].

(J) See annexure A for execution

See annexure A for execution

(K) The transferee's solicitor certifies that the eNOS data relevant to this dealing has been submitted and stored under eNOS ID No. 616683 Full name: Adam Jiang Signature: AJ

** s117 RP Act requires that you must have known the signatory for more than 12 months or have sighted identifying documentation.*

ALL HANDWRITING MUST BE IN BLOCK CAPITALS

11838507_1

Req:R734710 /Doc:DL AM020013 /Rev:03-Jan-2017 /NSW LRS /Pgs:ALL /Prt:09-Jan-2024 08:35 /Seq:1 of 2
© Office of the Registrar-General /Src:InfoTrack /Ref:Britton ? Percival 1

Form: 01T
Licence: 03-09-096
Licensee: Minter Ellison

TRANSFER

New South Wales
Real Property Act 1900

AM20013B

PRIVACY NOTE: Section 31B of the Real Property Act 1900 (RP Act) authorises the Registrar General to collect the information required by this form for the establishment and maintenance of the Real Property Act Register. Section 96B RP Act requires that the Register is made available to any person for search upon payment of a fee, if any.

STAMP DUTY Office of State Revenue use only

Office of State Revenue (NSW)
Client No: 1399387 4568
Duty: $10 - Trans No: 8958206-001
Asst details:
14/12/16

(A) **TORRENS TITLE** 1/597082

(B) **LODGED BY**

Document Collection Box	Name, Address or DX, Telephone, and Customer Account Number if any	CODES
124E	~~Customer Account Number: 123438 S~~ GlobalX Legal Solutions Pty Ltd Level 3, 175 Castlereagh Street SYDNEY 2000 LLPN: 123820V Telephone Reference: Ph: 02 9230 6900 KLGA-S493272	T TW

(C) **TRANSFEROR** **Britton Street Pty Ltd ACN 169 087 209**

(D) **CONSIDERATION** The transferor acknowledges receipt of the consideration of $19,000,000 and as regards

(E) **ESTATE** the abovementioned land transfers to the transferee an estate in fee simple

(F) **SHARE TRANSFERRED**

(G) Encumbrances (if applicable):

(H) **TRANSFEREE** **The Trust Company (Australia) Limited ACN 000 000 993**

(I) **TENANCY:**

DATE: 19/12/2016

(J) I certify that I am an eligible witness and that the transferor's attorney signed this dealing in my presence. [See note* below].

Signature of witness

MAGDALENA KUCHARSKA
Name of witness

LEVEL 5, NICTA BUILDING, 7 LONDON CIRCUIT CANBERRA ACT 2601
Address of witness

Certified correct for the purposes of the Real Property Act 1900 by the transferor's attorney who signed this dealing pursuant to the power of attorney specified.

Signature of attorney

Paul Crawford
Attorney's name

Signing on behalf of **Britton Street Pty Ltd ACN 169 087 209**

Power of attorney - Book 4718
- No 444

*s117 RP Act requires that you must have known the signatory for more than 12 months or have sighted identifying documentation.

Req:R734711 /Doc:DL AR613130 /Rev:15-Nov-2021 /NSW LRS /Prt:09-Jan-2024 08:36 /Seq:1 of 2
© Office of the Registrar-General /Src:InfoTrack /Ref:Britton & Percival 1

System Document Identification

Form Number: 01T-e
Template Number: t_nsw18
ELN Document ID: 650279387
ELN NOS ID: 650279389

TRANSFER

New South Wales
Real Property Act 1900

Land Registry Document Identification

AR613130

Stamp Duty: 10242578-015

PRIVACY NOTE: Section 31B of the Real Property Act 1900 (RP Act) authorises the Registrar General to collect the information required by this form for the establishment and maintenance of the Real Property Act Register. Section 96B RP Act requires that the Register is made available to any person for search upon payment of a fee, if any.

LODGED BY:

Responsible Subscriber: MADDOCKS ABN 63478951337
Address: Collins Square
L 27, 123 Pitt ST
Sydney 2000
Email: Ellen.Chen@maddocks.com.au
ELNO Subscriber Number: 1375
Customer Account Number: 500180F
Document Collection Box: 1W
Client Reference: JM:BM:3038 - 15

LAND TITLE REFERENCE

1/597082

TRANSFEROR

THE TRUST COMPANY (AUSTRALIA) LIMITED ACN 000000993
Registered company

TRANSFEREE

EVOLUTION MIT SERVICES PTY LTD ACN 627198476
Registered company

Tenancy: Sole Proprietor

CONSIDERATION

The transferor acknowledges receipt of the consideration of $28,900,000.00

ESTATE TRANSFERRED

FEE SIMPLE

The Transferor transfers to the Transferee the Estate specified in this Instrument and acknowledges receipt of any Consideration shown.

SIGNING FOR TRANSFEROR

I certify that:

1. The Certifier has taken reasonable steps to ensure that this Registry Instrument or Document is correct and compliant with relevant legislation and any Prescribed Requirement.
2. The Certifier has retained the evidence supporting this Registry Instrument or Document.
3. The Certifier holds a properly completed Client Authorisation for the Conveyancing Transaction including this Registry Instrument or Document.
4. The Certifier has taken reasonable steps to verify the identity of the transferor or his, her or its administrator or attorney.

Party Represented by Subscriber:

THE TRUST COMPANY (AUSTRALIA) LIMITED

Signed By: Eva Oraham
Signer Capacity: Practitioner Certifier
ELNO Signer Number: 69135
Digital Signing Certificate Number:

Signed for Subscriber: PARTNERS OF CLAYTON UTZ ABN 35740217343

CLAYTON UTZ

Title Search

NEW SOUTH WALES LAND REGISTRY SERVICES - TITLE SEARCH

FOLIO: 1/597082

SEARCH DATE	TIME	EDITION NO	DATE
9/1/2024	8:34 AM	20	28/9/2023

LAND

LOT 1 IN DEPOSITED PLAN 597082
LOCAL GOVERNMENT AREA CUMBERLAND
PARISH OF PROSPECT COUNTY OF CUMBERLAND
TITLE DIAGRAM DP597082

FIRST SCHEDULE

LENDLEASE REAL ESTATE INVESTMENTS LIMITED (T AT473406)

SECOND SCHEDULE (5 NOTIFICATIONS)

1 RESERVATIONS AND CONDITIONS IN THE CROWN GRANT(S)
2 DP238072 RESTRICTION(S) ON THE USE OF LAND
3 7055651 EASEMENT FOR PADMOUNT SUBSTATION AFFECTING THE PART OF THE LAND SHOWN DESIGNATED (S) IN PLAN WITH 7055651
4 7055651 EASEMENT FOR UNDERGROUND CABLES AFFECTING THE PART OF THE LAND SHOWN DESIGNATED (T) IN PLAN WITH 7055651
5 AI662124 LEASE TO THE REAL MCCOY SNACKFOOD CO PTY LTD EXPIRES: 11/5/2024. OPTION OF RENEWAL: 5 YEARS AND THREE FURTHER OPTIONS OF 5 YEARS.
AI662125 LEASE OF LEASE AI662124 TO SNACK BRANDS INDUSTRIES PTY LIMITED & SNACK BRANDS FOODS PTY LIMITED. EXPIRES: 10/5/2024. OPTION OF RENEWAL: 4 YEARS 11 MONTHS 29 DAYS AND THREE FURTHER OPTIONS OF 4 YEARS 11 MONTHS 29 DAYS. EXPIRES: SEE DEALING.
AT289106 VARIATION OF LEASE AI662124 EXPIRY DATE NOW 1/1/2026. OPTION OF RENEWAL: RELINQUISHED.
AT379176 VARIATION OF LEASE AI662125 EXPIRY DATE NOW 31/12/2025. OPTION OF RENEWAL: RELINQUISHED.

NOTATIONS

UNREGISTERED DEALINGS: NIL

*** END OF SEARCH ***

Britton & Percival 1 PRINTED ON 9/1/2024

* Any entries preceded by an asterisk do not appear on the current edition of the Certificate of Title. Warning: the information appearing under notations has not been formally recorded in the Register. InfoTrack an approved NSW Information Broker hereby certifies that the information contained in this document has been provided electronically by the Registrar General in accordance with Section 96B(2) of the Real Property Act 1900.

Copyright © Office of the Registrar-General 2024

Received: 09/01/2024 08:34:31

Req:R749036 /Doc:CT 09789-020 CT /Rev:13-Jan-2011 /NSW LRS /Pgs:ALL /Prt:11-Jan-2024 10:29 /Seq:1 of 2
© Office of the Registrar-General /Src:InfoTrack /Ref:Britton ? Percival 2

[redacted]IFICATE OF TITLE

NEW SOUTH WALES — ERTY ACT, 1900, as amended.

Application No.8900
Prior title Vol.2969 Fol.244

Vol. 9789 Fol. 20

1st Edition issued 28-8-1964

J721414

CANCELLED

Fol. 20 — 9789 — (Page 1) Vol.

I certify that the person described in the First Schedule is the registered proprietor of the undermentioned estate in the land within described subject nevertheless to such exceptions encumbrances and interests as are shown in the Second Schedule.

Witness

Registrar General.

PLAN SHOWING LOCATION OF LAND

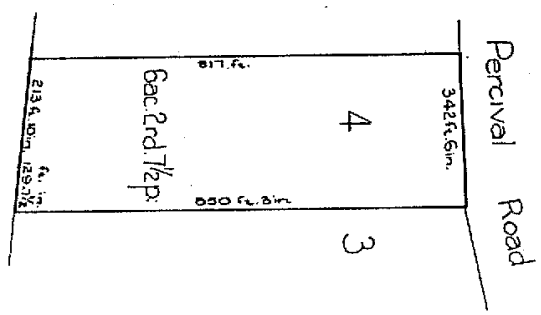

J721414

Scale: 300 feet to one inch.

ESTATE AND LAND REFERRED TO

Estate in Fee Simple in Lot 4 in Deposited Plan 100413 in the Municipality of Holroyd Parish of St. John and County of Cumberland being part of Portion 190 granted to Benjamin Herbert on 13-1-1818 and part of Portion 191 granted to Joseph Herbert on 13-1-1818.

Registrar General.

FIRST SCHEDULE (continued overleaf)

~~LILA DAPHNE PANKHURST of Smithfield, Widow.~~

Registrar General.

SECOND SCHEDULE (continued overleaf)

1. Reservations and conditions, if any, contained in the Crown Grant(s) above referred to.
2. ~~Caveat No. J630533 by the Registrar General. Entered 27-4-1964.~~ withdrawn J721415.

Registrar General.

PERSONS ARE CAUTIONED AGAINST ALTERING OR ADDING TO THIS CERTIFICATE OR ANY NOTIFICATION HEREON

WARNING: THIS DOCUMENT MUST NOT BE REMOVED FROM THE LAND TITLES OFFICE.

NOTE: ENTRIES RULED THROUGH AND AUTHENTICATED BY THE SEAL OF THE REGISTRAR GENERAL ARE CANCELLED.

Req:R749036 /Doc:CT 09789-020 CT /Rev:13-Jan-2011 /NSW LRS /Pgs:ALL /Prt:11-Jan-2024 10:29 /Seq:2 of 2
© Office of the Registrar-General /Src:InfoTrack /Ref:Britton ? Percival 2

ST 1808 V. C. N. BLIGHT, GOVERNMENT PRINTER

FIRST SCHEDULE (continued)

REGISTERED PROPRIETOR	INSTRUMENT NATURE	INSTRUMENT NUMBER	INSTRUMENT DATE	ENTERED	Signature of Registrar General
~~Megan Adelle Campbell of Parramatta North, Married Woman~~	~~Transmission~~	~~J721415~~	~~7-7-1964~~	~~10-9-1964~~	Jawatson
~~Jarolyn Holdings Pty. Limited~~	~~Transfer~~	~~J721416~~	~~22-7-1964~~	~~10-9-1964~~	Jawatson
~~Mungo Scott Pty. Limited~~ ALLIED MILLS INDUSTRIES PTY LIMITED	Transfer	J721417	22-7-1964	10-9-1964	Jawatson

NEW CERTIFICATE OF TITLE ISSUED ON DP617521
NO DEALING TO BE REGISTERED WITHOUT REFERENCE TO
[illegible]

WXR
J721415
J721416
J721417
REG. FORM 17804
S249942N
cancel
[illegible]

SECOND SCHEDULE (continued)

INSTRUMENT NATURE	INSTRUMENT NUMBER	INSTRUMENT DATE	PARTICULARS	ENTERED	Signature of Registrar General	CANCELLATION
Transfer	K 617804	3-3-1967	Easement for pipeline ~~affecting that part of the~~ appurtenant to the land within described affecting the price of land shown as "3'0" wide easement" in plan lodged with Transfer No K 617804 (Comprised in Certificate of Title Vol. 9844 Fol. 111)	21-4-1967	Jawatson	

This deed is cancelled as to the whole
New Certificates of Title have issued on 10-8-1981
for lots in Deposited Plan No. 617521 as follows:
Lots 34 Vol. 14490 Fol. 192 respectively.

REGISTRAR GENERAL

FORM No. 62

NOTE: ENTRIES RULED THROUGH AND AUTHENTICATED BY THE SEAL OF THE REGISTRAR GENERAL ARE CANCELLED

Vol. 9789 Fol. 20

(Page 2 of 2 pages)

Req:R749015 /Doc:CT 14490-192 CT /Rev:24-Jan-2011 /NSW LRS /Pgs:ALL /Prt:11-Jan-2024 10:26 /Seq:1 of 2
© Office of the Registrar-General /Src:InfoTrack /Ref:Britton ? Percival 2

[redacted]IFICATE OF TITLE

14490192

NEW SOUTH WALES

[redacted]REAL PROPERTY ACT, 1900

Appln. No.8900

Vol. 14490 Fol. 192

Prior Titles Vol.5457 Fol.59
Vol.9789 Fol.20

EDITION ISSUED

10 8 1981

CANCELLED

14490 Fol. 192

(Page 1) Vol.

I certify that the person described in the First Schedule is the registered proprietor of the undermentioned estate in the land within described subject nevertheless to such exceptions encumbrances and interests as are shown in the Second Schedule.

SEE AUTO FOLIO

Registrar General.

PLAN SHOWING LOCATION OF LAND

LENGTHS ARE IN METRES

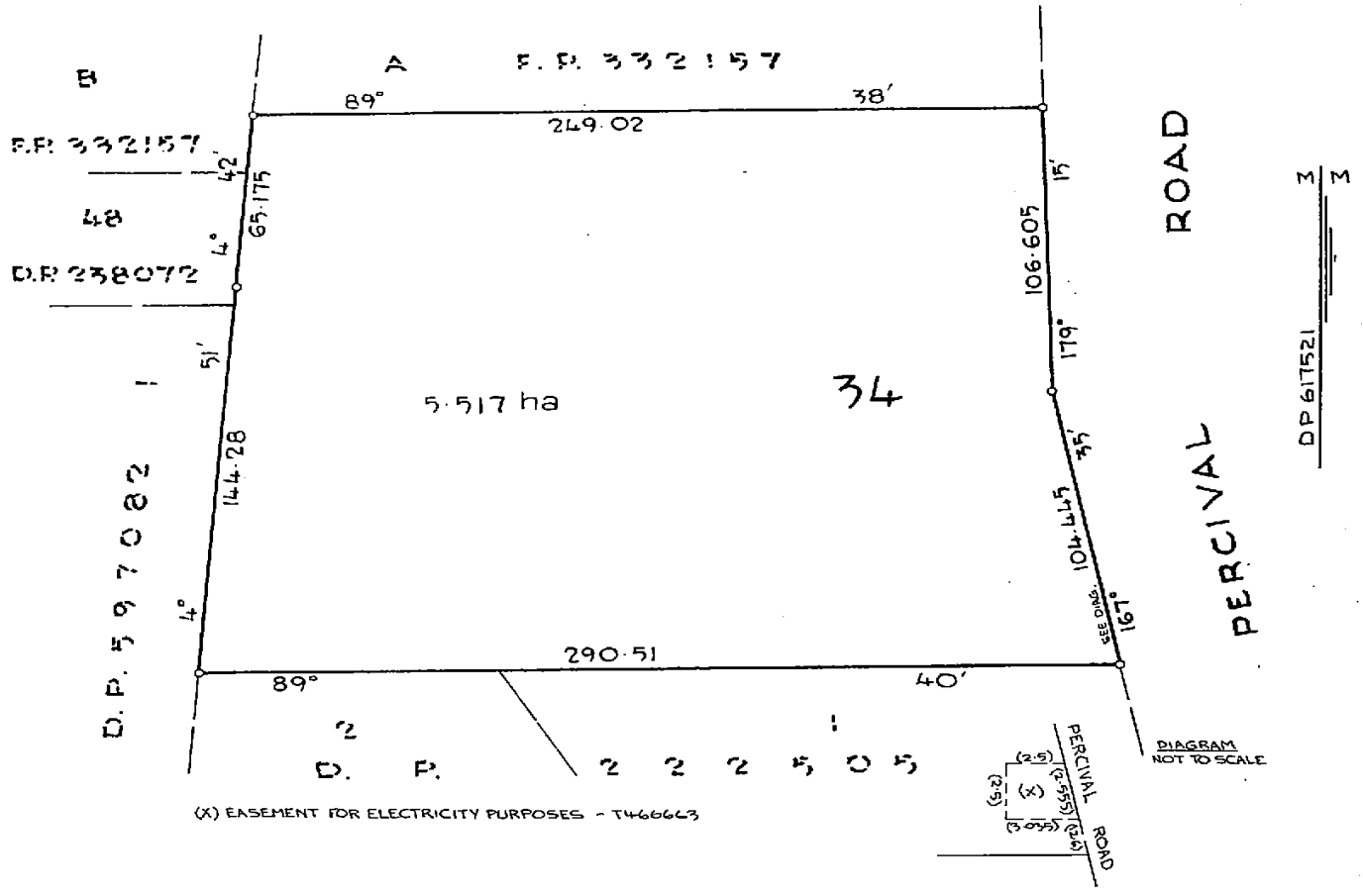

(X) EASEMENT FOR ELECTRICITY PURPOSES - T466663

S

ESTATE AND LAND REFERRED TO

Estate in Fee Simple in Lot 34 in Deposited Plan 617521 at Smithfield in the Municipality of Holroyd Parish of St.John and County of Cumberland being part of Portion 190 granted to Benjamim Herbert on 13-1-1818 and part of Portion 191 granted to Joseph Herbert on 13-1-1818.

FIRST SCHEDULE

~~ALLIED MILLS INDUSTRIES PTY. LIMITED.~~

GRY

SECOND SCHEDULE

1. Reservations and conditions, if any, contained in the Crown Grants above referred to.
EPZ 2. K617804 P Easement for pipeline appurtenant to the land above described affecting the land shown so burdened in plan lodged with Transfer No.K617804.

NOTE: ENTRIES RULED THROUGH AND AUTHENTICATED BY THE SEAL OF THE REGISTRAR GENERAL ARE CANCELLED

2/64

PERSONS ARE CAUTIONED AGAINST ALTERING OR ADDING TO THIS CERTIFICATE OR ANY NOTIFICATION HEREON

WARNING: THIS DOCUMENT MUST NOT BE REMOVED FROM THE REGISTRAR GENERAL'S OFFICE.

FIRST SCHEDULE (continued)

REGISTERED PROPRIETOR	Registrar General
~~P.F. Manufacturing Pty. Limited by Transfer V768905. Registered 28-6-1985.~~ Eta Foods Limited by Application W697570. Registered 19-1-1987.	

CANCELLED

SEE AUTO FOLIO

SECOND SCHEDULE (continued)

PARTICULARS	Registrar General	CANCELLATION
ER T466663 P Transfer - Easement for Electricity Purposes affecting the land shown so burdened in the plan hereon. Registered 14.4.1983. DP117575	[signature]	

NOTATIONS AND UNREGISTERED DEALINGS

T466663 Eta 3.3.83 V768905 TeR W697570 CN R		

NOTE: ENTRIES RULED THROUGH AND AUTHE

Req:R749015 /Doc:CT 14490-192 CT /Rev:24-Jan-2011 /NSW LRS /Pgs:ALL /Prt:11-Jan-2024 10:26 /Seq:2 of 2
© Office of the Registrar-General /Src:InfoTrack /Ref:Britton ? Percival 2

LAND REGISTRY SERVICES Historical Search

NEW SOUTH WALES LAND REGISTRY SERVICES - HISTORICAL SEARCH

SEARCH DATE
11/1/2024 10:26AM

FOLIO: 34/617521

First Title(s): SEE PRIOR TITLE(S)
Prior Title(s): VOL 14490 FOL 192

Recorded	Number	Type of Instrument	C.T. Issue
28/3/1988		TITLE AUTOMATION PROJECT	LOT RECORDED FOLIO NOT CREATED
27/9/1988		CONVERTED TO COMPUTER FOLIO	FOLIO CREATED CT NOT ISSUED
20/3/1991	Z548658	TRANSFER	EDITION 1
6/1/1992	DP645515	DEPOSITED PLAN	
2/2/1995	U974771	LEASE	EDITION 2
24/2/2000	6593792	TRANSFER	EDITION 3
27/10/2003	AA102789	TRANSFER	
27/10/2003	AA102790	MORTGAGE	EDITION 4
25/6/2004	AA749815	VARIATION OF MORTGAGE	EDITION 5
1/12/2005	AB887347	LEASE	EDITION 6
15/12/2006	AC814886	CAVEAT	
5/6/2007	AD122547	LEASE	
5/6/2007	AD122548	LEASE	
6/6/2007	AD156232	VARIATION OF LEASE	EDITION 7
12/6/2007	AD183489	WITHDRAWAL OF CAVEAT	
12/6/2007	AD183490	DISCHARGE OF MORTGAGE	
12/6/2007	AD183491	TRANSFER	
12/6/2007	AD183492	MORTGAGE	EDITION 8
11/3/2009	AE508761	LEASE	
11/3/2009	AE508762	LEASE	
11/3/2009	AE508763	LEASE	
13/3/2009	AE509079	LEASE	EDITION 9
1/5/2009	AE599625	LEASE	EDITION 10

END OF PAGE 1 - CONTINUED OVER

Recorded	Number	Type of Instrument	C.T. Issue
16/6/2009	AE754985	LEASE	EDITION 11
10/3/2010	AF324036	SURRENDER OF LEASE	
10/3/2010	AF324037	VARIATION OF LEASE	EDITION 12
29/3/2010	AF396305	VARIATION OF LEASE	EDITION 13
15/9/2011	AG502177	DISCHARGE OF MORTGAGE	
15/9/2011	AG502178	CHANGE OF NAME	
15/9/2011	AG502179	MORTGAGE	EDITION 14
21/12/2011	AG629405	VARIATION OF LEASE	
21/12/2011	AG629406	VARIATION OF LEASE	
24/6/2013	AH776183	REQUEST	EDITION 15
2/9/2013	AH976413	REQUEST	EDITION 16
6/12/2013	AI25453	LEASE	
6/12/2013	AI25454	LEASE	
6/12/2013	AI25455	LEASE	
16/12/2013	AI25456	WITHDRAWN - LEASE	
20/12/2013	AI259455	DISCHARGE OF MORTGAGE	
20/12/2013	AI259456	REQUEST	
20/12/2013	AI259457	TRANSFER	
20/12/2013	AI259458	MORTGAGE	EDITION 17
4/2/2015	AJ227065	VARIATION OF LEASE	
25/6/2015	AJ602346	APPLICATION FOR REPLACEMENT CERTIFICATE OF TITLE	EDITION 18
22/7/2015	AJ675723	LEASE	
22/7/2015	AJ675724	VARIATION OF LEASE	EDITION 19
17/10/2015	AJ913061	TRANSFER OF LEASE	
17/10/2015	AJ913062	VARIATION OF LEASE	
17/5/2016	AK437149	LEASE	
17/5/2016	AK437150	LEASE	EDITION 20

END OF PAGE 2 - CONTINUED OVER

NEW SOUTH WALES LAND REGISTRY SERVICES - HISTORICAL SEARCH

SEARCH DATE
11/1/2024 10:26AM

FOLIO: 34/617521

Recorded	Number	Type of Instrument	C.T. Issue
15/6/2016	AK509587	DEPARTMENTAL DEALING	
12/10/2016	AK780190	REQUEST	
12/10/2016	AK556824	LEASE	
12/10/2016	AK754942	LEASE	EDITION 21
3/7/2017	AM533893	MORTGAGE	EDITION 22
9/4/2018	AN245048	SURRENDER OF LEASE	
9/4/2018	AN245049	LEASE	EDITION 23 CORD ISSUED
10/5/2018	AN285484	SURRENDER OF LEASE	
10/5/2018	AN285485	SURRENDER OF LEASE	
10/5/2018	AN285486	LEASE	
10/5/2018	AN285487	VARIATION OF LEASE	EDITION 24 CORD ISSUED
24/8/2018	AN526265	WITHDRAWN - SURRENDER OF LEASE	
24/8/2018	AN526266	WITHDRAWN - LEASE	
24/8/2018	AN526267	WITHDRAWN - LEASE	
24/8/2018	AN563735	WITHDRAWN - VARIATION OF LEASE	
24/8/2018	AN563736	WITHDRAWN - REQUEST	
29/8/2018	AN615193	DISCHARGE OF MORTGAGE	
29/8/2018	AN615194	SURRENDER OF LEASE	
29/8/2018	AN615195	LEASE	
29/8/2018	AN615196	REQUEST	
29/8/2018	AN615197	LEASE	
29/8/2018	AN615198	VARIATION OF LEASE	
29/8/2018	AN615199	VARIATION OF LEASE	
29/8/2018	AN615200	CHANGE OF NAME	
29/8/2018	AN615201	VARIATION OF LEASE	
29/8/2018	AN615202	TRANSFER	EDITION 25
23/8/2019	AP483898	TRANSFER OF LEASE	
1/6/2020	AQ139442	LEASE	EDITION 26
23/3/2022	AQ988729	REJECTED - LEASE	
19/10/2022	AS557298	LEASE	EDITION 27

END OF PAGE 3 - CONTINUED OVER

SEARCH DATE
11/1/2024 10:26AM

FOLIO: 34/617521

Recorded	Number	Type of Instrument	C.T. Issue
28/10/2022	AS583104	LEASE	EDITION 28
10/11/2022	AS616955	LEASE	EDITION 29
20/11/2023	AT387709	REQUEST	EDITION 30

*** END OF SEARCH ***

Copyright © Office of the Registrar-General 2024

Received: 11/01/2024 10:26:12

Req:R749016 /Doc:DL Z548658 /Rev:14-Jul-2010 /NSW LRS /Pgs:ALL /Prt:11-Jan-2024 10:26 /Seq:1 of 1
© Office of the Registrar-General /Src:InfoTrack /Ref:Britton ? Percival 2

RP 13

STAMP DUTY

[redacted]

OFFICE OF STATE REVENUE (N.S.W. TREASURY) 1339/91 P19 NO STAMP DUTY IS PAYABLE ON THIS INSTRUMENT

Z 548658 G

TRANSFER

REAL PROPERTY ACT, 1900

T A 1 of 1 X $ 47 R 1/1

Torrens Title Reference	If Part Only, Delete Whole and Give Details	Location
DESCRIPTION OF LAND Note (a)		
Volume 14490 Folio 192 NOW BEING whole OF LAND COMPRISED IN FOLIO 34/617521	WHOLE	Smithfield

TRANSFEROR Note (b)

ETA FOODS LIMITED

ESTATE Note (c)

(the abovenamed TRANSFEROR) hereby acknowledges receipt of the consideration of $ ~~2,200,000.00~~ $9,357,815.00 and transfers an estate in fee simple in the land above described to the TRANSFEREE

OFFICE OF STATE REVENUE (N.S.W. TREASURY) 1339/91 P44 EXEMPTION NOTED

TRANSFEREE Note (d)

GOODMAN FIELDER MILLS LIMITED a Company incorporated in New South Wales and having its registered Office at 2 Smith Street, Summer Hill

OFFICE USE ONLY S

TENANCY Note (e)

as joint tenants/tenants in common

PRIOR ENCUMBRANCES Note (f)

subject to the following PRIOR ENCUMBRANCES 1. ..... 2. ..... 3. .....

DATE 12 December 1990

We hereby certify this dealing to be correct for the purposes of the Real Property Act, 1900.

EXECUTION Note (g)

~~Signed in my presence by the transferor who is personally known to me~~

THE COMMON SEAL of ETA FOODS LIMITED was hereunto affixed by authority of the Board of Directors in the presence of:

~~Signature of Witness~~ ~~Name of Witness (BLOCK LETTERS)~~

~~Address and occupation of Witness~~

Director

ETA FOODS LIMITED Common Seal

Secretary

~~Signature of Transferor~~

Note (g)

~~Signed in my presence by the transferee who is personally known to me~~

THE COMMON SEAL of GOODMAN FIELDER MILLS LIMITED was hereunto affixed by authority of the Board of Directors in the presence of:

~~Signature of Witness~~ ~~Name of Witness (BLOCK LETTERS)~~

~~Address and occupation of Witness~~

Director

GOODMAN FIELDER MILLS LIMITED Common Seal

Secretary

~~Signature of Transferee~~

TO BE COMPLETED BY LODGING PARTY Notes (h) and (i)

LODGED BY

BLAKE DAWSON WALDRON

Ref: Delivery Box Number 238N

LOCATION OF DOCUMENTS

CT	OTHER	
✓		Herewith.
		In L.T.O. with
		Produced by

OFFICE USE ONLY

Checked	Passed
EC7 Le.	
Signed	Extra Fee

REGISTERED - -19

20 MAR 1991

Secondary Directions		
Delivery Directions	CT	238N

Req:R749017 /Doc:DL 6593792 /Rev:02-Mar-2000 /NSW LRS /Pgs:ALL /Prt:11-Jan-2024 10:26 /Seq:1 of 1
© Office of the Registrar-General /Src:InfoTrack /Ref:Britton ? Percival 2

6593792W

97-01T LTO Licence No. 238N/0081/95

TRANSFER

Real Property Act, 1900

Office of

1999/07

NO STAMP DUTY PAYABLE ON THIS INSTRUMENT

(A) **LAND TRANSFERRED**

Show no more than 20 References to Title.
If appropriate, specify the share transferred.

34/617521

(B) **LODGED BY**

L.T.O. Box	Name, Address or DX and Telephone
23SW	Blake Dawson Waldron Grosvenor Place 225 George Street SYDNEY NSW 2000 Tel: (02) 9258 6000 JHT REFERENCE (max. 15 characters): ~~BFP~~.936166

(C) **TRANSFEROR** Goodman Fielder Mills Limited

ACN 000 008 739

(D) acknowledges receipt of the consideration of $16,688,000

and as regards the land specified above transfers to the Transferee an estate in fee simple

(E) subject to the following **ENCUMBRANCES** 1. 2. 3.

(F) **TRANSFEREE**

T

The Uncle Tobys Company Limited
ACN 000 008 962

(G) **TENANCY:**

(H) We certify this dealing correct for the purposes of the Real Property Act, 1900.

DATED 5 JUL 1999

Signed in my presence by the transferor who is personally known to me.

THE COMMON SEAL OF GOODMAN FIELDER MILLS LIMITED, the fixing of which was witnessed by:

COMMON GOODMAN FIELDER MILLS LIMITED A.C.N. 000 008 739 SEAL

Signature of director

Signature of ~~director~~/secretary

IAN M GILMOUR

Name of director

JOHN E HARTIGAN

Name of ~~director~~/secretary

Signed in my presence by the transferee who is personally known to me.

THE UNCLE TOBYS COMPANY LIMITED A.C.N. 000 008 962 The Common Seal of

Signature ~~of Witness~~

IAN M GILMOUR

JOHN E HARTIGAN

Name ~~of Witness~~ (BLOCK LETTERS)

SECRETARY DIRECTOR

Address of Witness

Signature of Transferee's Solicitor
Name:

INSTRUCTIONS FOR FILLING OUT THIS FORM ARE AVAILABLE FROM THE LAND TITLES OFFICE

CHECKED BY (office use only)

111037992

Req:R749018 /Doc:DL AA102789 /Rev:30-Oct-2003 /NSW LRS /Pgs:ALL /Prt:11-Jan-2024 10:26 /Seq:1 of 1
© Office of the Registrar-General /Src:InfoTrack /Ref:Britton ? Percival 2

Form: 01T
Release: 2
www.lpi.nsw.gov.au

TRANSFER

New South Wales
Real Property Act 1900

AA102789E

PRIVACY NOTE: this information is legally required and will become part of the public record

STAMP DUTY Office of State Revenue use only

NEW SOUTH WALES DUTY
15-10-2003 0001656248-001
SECTION 18(2)
DUTY $ **********2.00

(A) **TORRENS TITLE** FOLIO IDENTIFIER: 34/617521

(B) **LODGED BY**

Delivery Box	Name, Address or DX and Telephone	CODES
395V	HERBERTMAN & CO. SOLICITORS DX 13013 SYDNEY MARKET STREET PHONE: 9267 3388 Reference: 32927/AMH/BRENEX	T TW (Sheriff)

Office of State Revenue NSW 2003 DATE NOTED

(C) **TRANSFEROR** THE UNCLE TOBYS COMPANY LIMITED ACN 000 008 962

(D) **CONSIDERATION** The transferor acknowledges receipt of the consideration of $ 13,000,000.00 and as regards

(E) **ESTATE** the land specified above transfers to the transferee an estate in fee simple

(F) **SHARE TRANSFERRED**

(G) Encumbrances (if applicable):

(H) **TRANSFEREE** BRENEX NOMINEES PTY LTD ACN 097 108 891

(I) **TENANCY:**

(J) **DATE** 17.10.2003

Certified correct for the purposes of the Real Property Act 1900 and executed on behalf of the corporation named below by the authorised person(s) whose signature(s) appear(s) below pursuant to the authority specified.

Corporation: THE UNCLE TOBYS COMPANY LIMITED ACN 000 008 962 ~~692~~
Authority: DIRECTOR & SECRETARY

Signature of authorised person:
Name of authorised person: Helen Golding
Office held: DIRECTOR

Signature of authorised person:
Name of authorised person: ROBYN CHARNOCK
Office held: SECRETARY

Certified for the purposes of the Real Property Act 1900 by the person whose signature appears below.

Signature:

Signatory's name: PATRICK AGOSTINO
Signatory's capacity: transferee's solicitor

All handwriting must be in block capitals.

Req:R749019 /Doc:DL AD183491 /Rev:13-Jun-2007 /NSW LRS /Pgs:ALL /Prt:11-Jan-2024 10:26 /Seq:1 of 1
© Office of the Registrar-General /Src:InfoTrack /Ref:Britton ? Percival 2

Form: 01T
Licence: 04-11-044
Licensee: Kemp Strang

TRANSFER (1)

New South Wales
Real Property Act 1900

AD183491Y

PRIVACY NOTE: Section 31B of the Real Property Act 1900 (RP Act) authorises the R required by this form for the establishment and maintenance of the Real Property Act the Register is made available to any person for search upon payment of a fee, if any

STAMP DUTY Office of State Revenue use only

NEW SOUTH WALES DUTY
13-03-2007 0004119354-001
SECTION 18(2)
DUTY $ **********2.00

(A) TORRENS TITLE If appropriate, specify the part transferred
34/617521

(B) LODGED BY Delivery Box: 795D Name, Address or DX and Telephone
LLPN 123576E
DEACONS
LAWYERS
GOLDFIELDS HOUSE
CIRCULAR QUAY
TEL: 9000 0000 SYDNEY
Reference (optional): ~~617832_1.ks~~ 2627087:AC
CODE T TW (Sheriff)

(C) TRANSFEROR BRENEX NOMINEES PTY LIMITED (ACN 097 108 891)

(D) CONSIDERATION The transferor acknowledges receipt of the consideration of $22,725,000.00 and as regards

(E) ESTATE the land specified above transfers to the transferee an estate in fee simple.

(F) SHARE TRANSFERRED .....

.....

(G) Encumbrances (if applicable): 1. ..... 2. ..... 3. .....

(H) TRANSFEREE TRUST COMPANY LIMITED (ACN 004 027 749)

(I) ~~TENANCY~~:

DATE 7/6/07

(J) Certified correct for the purposes of the Real Property Act 1900 and executed on behalf of the corporation named below by the authorised person(s) whose signature(s) appear(s) below pursuant to the authority specified.

Corporation: Brenex Nominees Pty Limited
Authority: S127 Corp. Act.
Signature of authorised person:
Name of authorised person: Roy SORANSO
Office held: SEC

Signature of authorised person:
Name of authorised person: FRANK CARROZ
Office held: DIR

Certified correct for the purposes of the Real Property Act 1900 by the person whose signature appears below.

Signature:
Signatory's name: Jane Nichole Lucas
Signatory's capacity: Solicitor for the Transferee

ALL HANDWRITING MUST BE IN BLOCK CAPITALS

Req:R749020 /Doc:DL AI259457 /Rev:07-Jan-2014 /NSW LRS /Pgs:ALL /Prt:11-Jan-2024 10:26 /Seq:1 of 2
© Office of the Registrar-General /Src:InfoTrack /Ref:Britton ? Percival 2

Form: 01T
Licence: 03-10-204
Licensee: Gadens Lawyers

TRANSFER

New South Wales
Real Property Act 1900

AI259457D

PRIVACY NOTE: Section 31B of the Real Property Act 1900 (RP Act) authorises the Registrar General to collect the information required by this form for the establishment and maintenance of the Real Property Act Register. Section 96B RP Act requires that the Register is made available to any person for search upon payment of a fee, if any.

STAMP DUTY

Office of State Revenue use only

Office of State Revenue
NSW Treasury
Client No. 109163208 2835
Duty: $10 — Trans No: 7405834
Asst details:

OFFICE OF STATE REVENUE (N.S.W. TREASURY) TORRENS TITLE 2835 109163208 ALTERATION NOTED

(A) ~~Lot 34 in Deposited Plan 617521~~
FOLIO IDENTIFIER 34/617521 AW

(B) **LODGED BY**

Document Collection Box	Name, Address or DX and Telephone, and Customer Account Number if any	CODES
8985	GADENS LAWYERS WESTWORTH 123648E Queens Corporate Square 8-12 Chifley Square Sydney 2000	T TW
	Reference (optional): AIW: ~~33612593~~ PRW 9/100 387	

(C) **TRANSFEROR**

The Trust Company Limited ACN 004 027 749

(D) **CONSIDERATION**

The transferor acknowledges receipt of the consideration of $19,200,000.00 and as regards

(E) **ESTATE**

the land specified above transfers to the transferee an estate in fee simple.

(F) **SHARE TRANSFERRED**

(G) Encumbrances (if applicable): 1. 2. 3.

(H) **TRANSFEREE**

GM Property Group Syndication Pty Ltd ACN 160 628 900

(I) **TENANCY:**

DATE 19 / 12 / 2013
dd mm yyyy

(J) I certify that I am an eligible witness and that the transferor signed this dealing in my presence. [See note * below]

Signature of witness:

Name of witness:

Address of witness:

Certified correct for the purposes of the Real Property Act 1900 by the transferor.

Signature of transferor: **See Annexure A**

Certified correct for the purposes of the Real Property Act 1900 on behalf of the transferee by the person whose signature appears below.

Signature: A Wallwork

Signatory's name: AMELIA WALLWORK

Signatory's capacity: Solicitor for Transferee

(K) The ~~transferee /~~ transferee's solicitor ~~/ transferee's agent~~ certifies that the eNOS data relevant to this dealing has been submitted and stored under eNOS ID No. 539602 Full name: Amelia Wallwork..... Signature: A Wallwork

** s117 RP Act requires that you must have known the signatory for more than 12 months or have sighted identifying documentation.*

ALL HANDWRITING MUST BE IN BLOCK CAPITALS

12778500.1 AIW AIW

Req:R749020 /Doc:DL AI259457 /Rev:07-Jan-2014 /NSW LRS /Pgs:ALL /Prt:11-Jan-2024 10:26 /Seq:2 of 2
© Office of the Registrar-General /Src:InfoTrack /Ref:Britton ? Percival 2

Annexure A to the Transfer of Lot 34 in DP 617521 between The Trust Company Limited ACN 004 027 749 (as Transferor) and GM Property Group Syndication Pty Ltd ACN 160 628 900 (as Transferee) DATED 19 DECEMBER 2013

I certify that I am an eligible witness and that the transferor's attorney signed this dealing in my presence. [See note * below].

Signature of witness: Willa J. King

Name of witness: Willa Theresa King

Address of witness: Level 11
241 Adelaide Street
Brisbane Qld 4000

Certified correct for the purposes of the Real Property Act 1900 by the transferor's attorney who signed this dealing pursuant to the power of attorney specified.

Signature of attorney:

State Manager (Corporate & Legal Services) (Qld)

Attorney's name: Geoffrey Funnell

Signing on behalf of: The Trust Company Limited

Power of attorney - Book: 4594
- No: 26

** s117 RP Act requires that you must have known the signatory for more than 12 months or have sighted identifying documentation.*

LAND REGISTRY SERVICES

Title Search

InfoTrack

NEW SOUTH WALES LAND REGISTRY SERVICES - TITLE SEARCH

FOLIO: 34/617521

SEARCH DATE	TIME	EDITION NO	DATE
11/1/2024	10:25 AM	30	20/11/2023

LAND

LOT 34 IN DEPOSITED PLAN 617521
AT SMITHFIELD
LOCAL GOVERNMENT AREA CUMBERLAND
PARISH OF ST JOHN COUNTY OF CUMBERLAND
TITLE DIAGRAM DP617521

FIRST SCHEDULE

LENDLEASE REAL ESTATE INVESTMENTS LIMITED (T AN615202)

SECOND SCHEDULE (11 NOTIFICATIONS)

---

1 RESERVATIONS AND CONDITIONS IN THE CROWN GRANT(S)

2 K617804 EASEMENT FOR PIPELINE APPURTENANT TO THE LAND ABOVE DESCRIBED AFFECTING THE LAND SHOWN SO BURDENED IN PLAN LODGED WITH K617804

3 T466663 EASEMENT FOR ELECTRICITY PURPOSES AFFECTING THE LAND SHOWN SO BURDENED IN DP117575

4 U974771 LEASE TO PROSPECT ELECTRICITY OF SUBSTATION PREMISES NO.9700 TOGETHER WITH AN EASEMENT FOR ELECTRICITY PURPOSES, SHOWN AS CABLEWAY 1 WIDE IN DP645515. EXPIRES 12.12.2015 OPTION OF RENEWAL 25 YEARS

5 AB887347 LEASE TO MICROBIAL SCREENING TECHNOLOGIES PTY LTD OF PART 28-54 PERCIVAL ROAD, SMITHFIELD BEING THE AREA DESIGNATED (B) & 15 CAR SPACES DESIGNATED (A) & (C) IN PLAN WITH AB887347. EXPIRES: 31/7/2009. OPTION OF RENEWAL: 5 YEARS.

- AD156232 VARIATION OF LEASE AB887347
- AF324036 SURRENDERED AS TO THE PART SHOWN HATCHED IN PLAN WITH AF324036
- AF324037 VARIATION OF LEASE AB887347 EXPIRY DATE NOW 31/7/2014.
- AJ227065 VARIATION OF LEASE AB887347 EXPIRY DATE NOW 31/7/2019.
- AN615198 VARIATION OF LEASE AB887347 EXPIRY DATE NOW 31/7/2024. OPTION OF RENEWAL: MODIFIED.

6 AN285486 LEASE TO DGL GROUP PTY LTD (SEE AN615200, AP483898) OF BUILDINGS BI & B2, 28-54 PERCIVAL ROAD, SMITHFIELD. EXPIRES: 28/2/2025. OPTION OF RENEWAL: 5 YEARS.

- AN615201 VARIATION OF LEASE AN285486 OPTION OF RENEWAL: PRESERVED.

END OF PAGE 1 - CONTINUED OVER

SECOND SCHEDULE (11 NOTIFICATIONS) (CONTINUED)

7	AN615195	LEASE TO AUSTRALIAN BUILDING INDUSTRY CIVIL CONTRACTORS PTY LTD OF SUITE 1, LEVEL 1, OFFICE BUILDING, 28-54 PERCIVAL ROAD, SMITHFIELD. EXPIRES: 26/9/2020. OPTION OF RENEWAL: 3 YEARS.
8	AN615197	LEASE TO 8 PULSES FOOD COMPANY PTY LTD OF WAREHOUSE A1 UPPER LEVEL BUILDING A, 28-54 PERCIVAL ROAD, SMITHFIELD. EXPIRES: 30/9/2018. OPTION OF RENEWAL: 5 YEARS AND A FURTHER OPTION OF 5 YEARS.
	AN615199	VARIATION OF LEASE AN615197 EXPIRY DATE NOW 30/9/2023. OPTION OF RENEWAL: MODIFIED.
9	AS557298	LEASE TO SANCELL PTY LTD OF WAREHOUSE B3, 28-54 PERCIVAL ROAD, SMITHFIELD. EXPIRES: 28/2/2025.
10	AS583104	LEASE TO REHAB CARE PTY LTD OF SUITE 3, LEVEL 1, BUILDING C, 28-54 PERCIVAL ROAD, SMITHFIELD. EXPIRES: 31/7/2024. OPTION OF RENEWAL: 3 YEARS.
11	AS616955	LEASE TO CRL LEASING PTY LTD OF BUILDING A, GROUND FLOOR, 28-54 PERCIVAL ROAD, SMITHFIELD. EXPIRES: 7/3/2024. OPTION OF RENEWAL: 3 YEARS.

NOTATIONS

UNREGISTERED DEALINGS: NIL

*** END OF SEARCH ***

* Any entries preceded by an asterisk do not appear on the current edition of the Certificate of Title. Warning: the information appearing under notations has not been formally recorded in the Register. InfoTrack an approved NSW Information Broker hereby certifies that the information contained in this document has been provided electronically by the Registrar General in accordance with Section 96B(2) of the Real Property Act 1900.

Copyright © Office of the Registrar-General 2024 Received: 11/01/2024 10:25:51

Req:R754041 /Doc:CT 11112-188 CT /Rev:18-Feb-2011 /NSW LRS /Pgs:ALL /Prt:12-Jan-2024 10:14 /Seq:1 of 2
© Office of the Registrar-General /Src:InfoTrack /Ref:Britton ? Percival 1

[redacted]CATE OF TITLE

NEW SOUTH WALES

[redacted]ERTY ACT, 1900, as amended.

Vol. 11112 Fol. 188

Application No. 6206

EH

Edition issued 8-8-1969

Prior Title Volume 4840 Folio 7

Vol. 11112 Fol. 188

I certify that the person described in the First Schedule is the registered proprietor of the undermentioned estate in the land within described subject nevertheless to such exceptions encumbrances and interests as are shown in the Second Schedule.

CANCELLED

Witness L. Bollinger

SEE AUTO FOLIO

PLAN SHOWING LOCATION OF LAND

(A) EASEMENT FOR ELECTRICITY PURPOSES 2·75 METRES WIDE - Q757612
(B) EASEMENT FOR OVERHEAD AND UNDERGROUND MAINS 2·75 METRES WIDE - Q757613
(C) EASEMENT FOR ELECTRICITY PURPOSES 2·25 WIDE T529387.

DIAGRAM 4
NOT TO SCALE

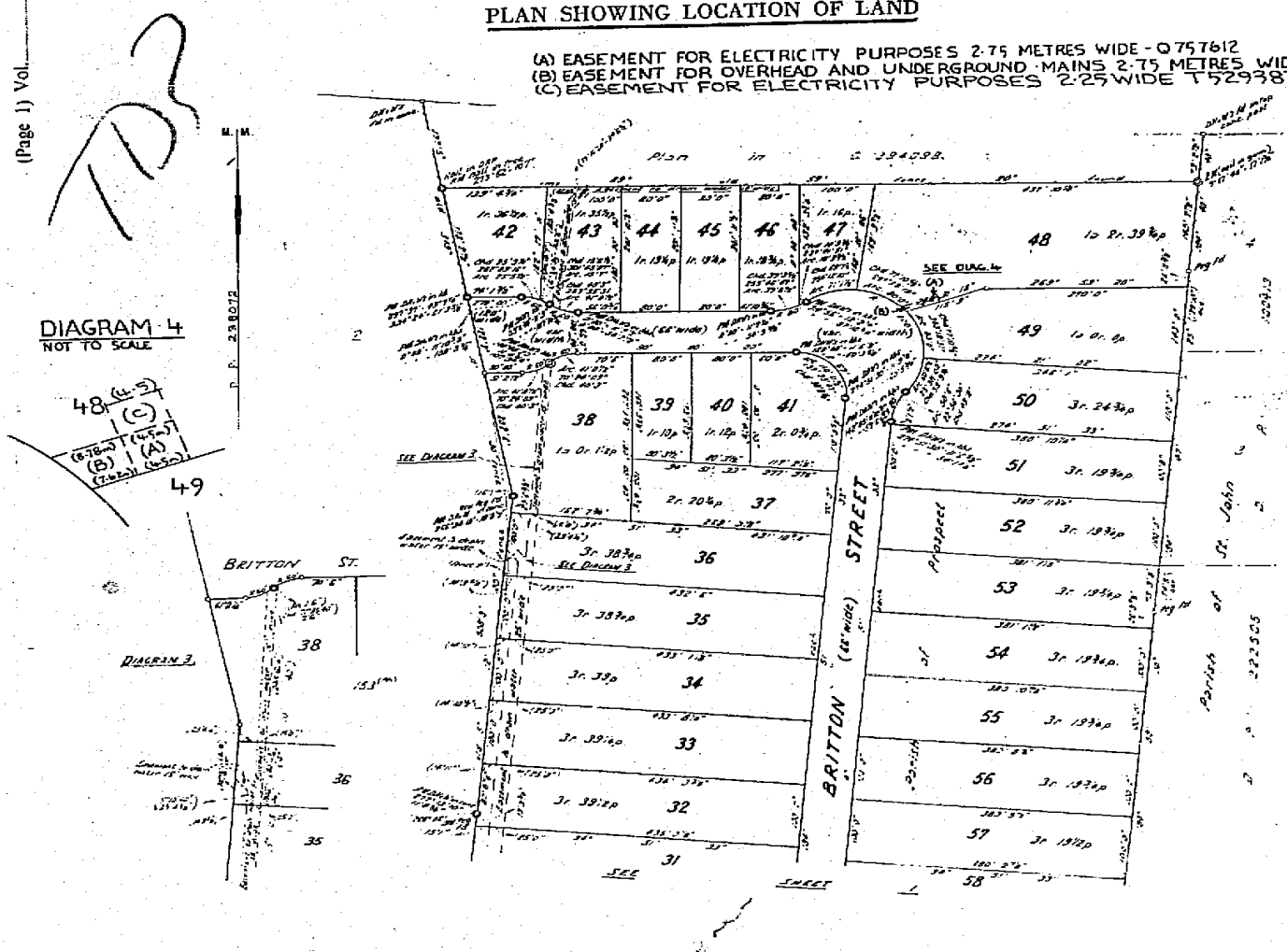

ESTATE AND LAND REFERRED TO

Estate in Fee Simple in Lot 48 in Deposited Plan 238072 at Smithfield in the Municipality of Holroyd Parish of Prospect and County of Cumberland being part of Portion 154 granted to William Blower on 5-4-1821.

FIRST SCHEDULE

~~CAMBRIDGE CREDIT CORPORATION LIMITED.~~

SECOND SCHEDULE

1. Reservations and conditions, if any, contained in the Crown Grant above referred to.
2. ~~Mortgage No. L281023 to Industrial Acceptance Corporation Limited. Entered 10-1-1969~~ Discharged L936602
3. Restriction as to user created by the registration of Deposited Plan 238072 ~~P~~See L501693.

Registrar General.

NOTE: ENTRIES RULED THROUGH AND AUTHENTICATED BY THE SEAL OF THE REGISTRAR GENERAL ARE CANCELLED.

PERSONS ARE CAUTIONED AGAINST ALTERING OR ADDING TO THIS CERTIFICATE OR ANY NOTIFICATION HEREON

WARNING: THIS DOCUMENT MUST NOT BE REMOVED FROM THE LAND TITLES OFFICE.

Req:R754041 /Doc:CT 11112-188 CT /Rev:18-Feb-2011 /NSW LRS /Pgs:ALL /Prt:12-Jan-2024 10:14 /Seq:2 of 2
© Office of the Registrar-General /Src:InfoTrack /Ref:Britton ? Percival 1

Vol. 11112 Fol 188

FIRST SCHEDULE (continued)

REGISTERED PROPRIETOR	INSTRUMENT NATURE	INSTRUMENT NUMBER	INSTRUMENT DATE	ENTERED	Signature of Registrar General
Bonnie Properties Pty. Limited Griffith Laboratories Pty. Limited by Transfer S627012. Registered 11-8-1981	Transfer	I 938603	10-7-1970	5-8-1970	

CANCELLED

SEE AUTO FOLIO

SECOND SCHEDULE (continued)

INSTRUMENT NATURE	INSTRUMENT NUMBER	INSTRUMENT DATE	PARTICULARS	ENTERED	Signature of Registrar General	CANCELLATION		
Mortgage	L961377	26-7-1970	To Associated Securities Limited	22-8-1970		Discharged	M114542	
Mortgage	M355289	2-7-1971	to Australian Mercantile Land and Finance Company Limited	26-7-1971		Discharged	M661383	
Mortgage	M661387	15-3-1972	to Superannuation Board	6-4-1972		Discharged	S627010	
Mortgage	N196880	15-1-1973	to Associated Securities Finance Limited	4-5-1973		Discharged	N708379	
Caveat	N320954	27-6-1973		18-7-1973		Withdrawn	N708378	
Mortgage	N708381	23-8-1973	to Commonwealth Trading Bank of Australia	1-3-1974		Discharged	S627011	
Lease	P228935	11-7-1974	to The Griffith Laboratories Pty. Limited	28-4-1975		Expired	11-8-1981	
Transfer	Q757612 P		Easement for Electricity Purposes (as more fully set out in the said instrument) affecting that part of the land within described shown so burdened in the plan hereon D.P. 451554	15-8-1978				
Transfer	Q757613 P		Easement for Overhead and Underground Mains (as more fully set out in the said instrument) affecting that part of the land within described shown so burdened in the plan hereon D.P. 451554	15-8-1978				
T51457			Mortgage to The Commercial Banking Company of Sydney Limited. Registered 21-5-1982					
T529387			Easement for electricity purposes affecting the part of the land above described shown so burdened in the plan hereon. Registered 22-6-1983 D.P. 117634					

NOTE: ENTRIES RULED THROUGH AND AUTHENTICATED BY THE SEAL OF THE REGISTRAR GENERAL ARE CANCELLED

(Page 2 of 2 pages)

NEW SOUTH WALES LAND REGISTRY SERVICES - HISTORICAL SEARCH

SEARCH DATE

9/1/2024 10:46AM

FOLIO: 48/238072

First Title(s): SEE PRIOR TITLE(S)
Prior Title(s): VOL 11112 FOL 188

Recorded	Number	Type of Instrument	C.T. Issue
5/6/1987		TITLE AUTOMATION PROJECT	LOT RECORDED FOLIO NOT CREATED
1/7/1987		AMENDMENT: PARISH-COUNTY	
3/3/1988		CONVERTED TO COMPUTER FOLIO	FOLIO CREATED CT NOT ISSUED
19/3/1990	Y897513	DISCHARGE OF MORTGAGE	EDITION 1
15/7/1992	E609807	TRANSFER	EDITION 2
22/10/1993		AMENDMENT: LOCAL GOVT AREA	
7/2/1997	2818996	CAVEAT	
4/3/1998	3834084	WITHDRAWAL OF CAVEAT	
4/3/1998	3834085	TRANSFER	
4/3/1998	3834086	MORTGAGE	EDITION 3
23/10/2002	9062158	APPLICATION FOR REPLACEMENT CERTIFICATE OF TITLE	EDITION 4
15/11/2002	9131106	DISCHARGE OF MORTGAGE	
15/11/2002	9131107	MORTGAGE	EDITION 5
24/12/2002	9210029	REQUEST	
6/11/2003	AA108761	REQUEST	
2/4/2007	AC987800	DISCHARGE OF MORTGAGE	
2/4/2007	AC987801	MORTGAGE	EDITION 6
15/6/2016	AK509587	DEPARTMENTAL DEALING	
9/9/2018	AN695392	DEPARTMENTAL DEALING	EDITION 7 CORD ISSUED

*** END OF SEARCH ***

Britton & Percival 1 PRINTED ON 9/1/2024

Copyright © Office of the Registrar-General 2024

Req:R754042 /Doc:DL E609807 /Rev:27-May-2010 /NSW LRS /Pgs:ALL /Prt:12-Jan-2024 10:14 /Seq:1 of 1
© Office of the Registrar-General /Src:InfoTrack /Ref:Britton ? Percival 1

RP15

TRANSFER

Real Property Act, 1900

E 609807 E

Office of

2

00"7$ 1407/7/6297400Z 40 $225 04 Z00

(A) **LAND TRANSFERRED**

Show no more than 20 References to Title.
If appropriate, specify the share transferred.

Folio Identifier 48/238072

(B) **LODGED BY**

L.T.O. Box	Name, Address or DX and Telephone
41J	MALLESONS STEPHEN JAQUES 50 BRIDGE STREET SYDNEY NSW 2000 REFERENCE (max. 15 characters): PC:GRIF5971-001

(C) **TRANSFEROR** GRIFFITH LABORATORIES PTY LIMITED (ACN 000 820 128)

(D) acknowledges receipt of the consideration of $2,000,000.00

and as regards the land specified above transfers to the transferee an estate in fee simple

(E) subject to the following **ENCUMBRANCES** 1. Nil 2. 3.

(F) **TRANSFEREE**

(G) T

WHITE WINGS LIMITED (ACN 000 008 962)

as joint tenants/tenants in common

(H) We certify this dealing correct for the purposes of the Real Property Act, 1900. DATE OF EXECUTION 30 June 1992

Signed in my presence by the transferor who is personally known to me.

THE COMMON SEAL of GRIFFITH LABORATORIES PTY LIMITED
Signature of Witness
was hereunto affixed by the authority of the Board
Name of Witness (BLOCK LETTERS)
of Directors in the presence of:
Address of Witness

GRIFFITH LABORATORIES PTY. LTD. THE COMMON SEAL OF A.C.N. 000 820 128

DIRECTOR

Signature of Transferor

SECRETARY

Signed in my presence by the transferee who is personally known to me.

Signature of Witness

Name of Witness (BLOCK LETTERS)

Address of Witness

DAVID MICHAELIS
Signature of Transferee
SOLICITOR FOR TRANSFEREE

☞ **INSTRUCTIONS FOR FILLING OUT THIS FORM ARE AVAILABLE FROM THE LAND TITLES OFFICE**

CHECKED BY (office use only)

Ausdoc Commercial and Law Stationers 1991

Appendix H: Heritage Register

Search Results

3 results found.

new search edit search

Augusta Square Augusta Sq	Smithfield, SA, Australia	(Rejected Place) Register of the National Estate (Non-statutory archive)
Smithfield Hotel 1 Main North Rd	Smithfield, SA, Australia	(Indicative Place) Register of the National Estate (Non-statutory archive)
Yelki Mill and Water Wheel Complex (ruin) Uley Rd	One Tree Hill, SA, Australia	(Registered) Register of the National Estate (Non-statutory archive)

Report Produced: Tue Mar 12 13:49:16 2024

Accessibility | Disclaimer | Privacy | © Commonwealth of Australia (cc) BY

State Heritage Inventory

Start your search | Item Name | Street Name | SMITHFIELD NSW 2164 × | Local Govt Area

View NSW Heritage: Map | A-Z | Statutory list

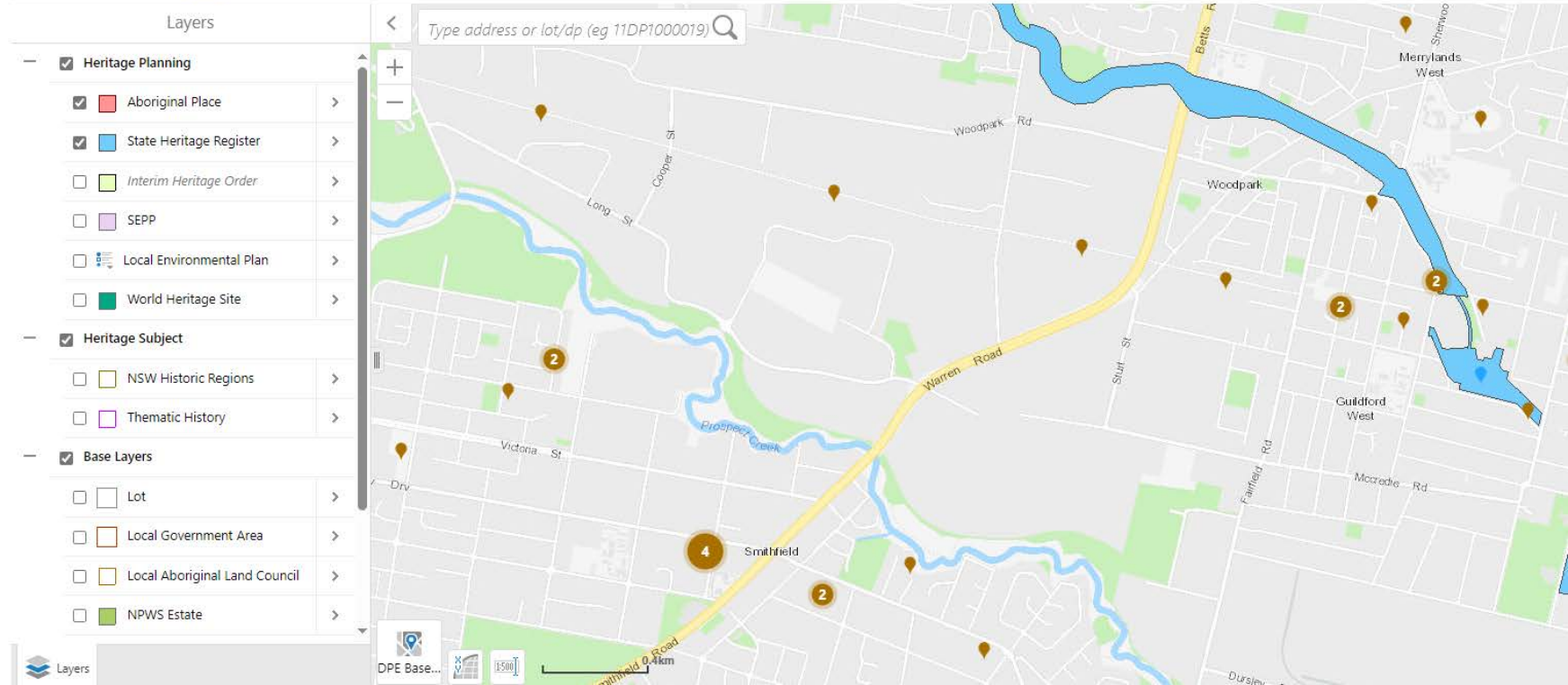

Appendix I: Dangerous Goods

Julia Nicholson

From: Licensing <licensing@safework.nsw.gov.au>
Sent: Monday, 22 April 2024 11:12 AM
To: Julia Nicholson
Subject: SafeWork NSW: 00974943 –Site Search application – Result found [thread::bIEj1ouzdSaRVqTV3ps0rnw::]
Attachments: 35.019803 Blueprints.pdf; Site Map 28-54 Percival Road, Smithfield.pdf; 35.019803 File.pdf

Security Classification: Sensitive Personal
Please do not amend the subject line of this email

Dear Ms Nicholson

Re: Site Search for Schedule 11 Hazardous Chemicals on premises Application – Result found

I refer to your application for a Site Search for Schedule 11 Hazardous Chemicals on premises, received by SafeWork NSW for the following site: 15-21 Britton St and 28-54 Percival Rd Smithfield NSW 2164

Please find attached copies of the documents that SafeWork NSW holds on record number 35/019803 relating to the storage of Hazardous Chemicals at the above-mentioned premises.

If you have any further information or if you have any questions, please use one of the following options, quoting the SafeWork NSW enquiry reference number: 00949844 & 00974943

- Email: licensing@safework.nsw.gov.au
- Phone: 13 10 50

Kind regards

Chantal
Licensing Representative | SafeWork Licensing
SafeWork NSW
p 13 10 50
e licensing@safework.nsw.gov.au
Level 3, 32 Mann Street, Gosford, NSW 2250

We are always looking for ways that we can improve our services. You may be contacted by email in the next few weeks to complete a short survey and provide us with your feedback on what we did well and where we can improve. If you do not wish to participate in our surveys, please email us at: licensingQA@customerservice.nsw.gov.au and we will ensure that you are not contacted.



thread::bIEj1ouzdSaRVqTV3ps0rnw::

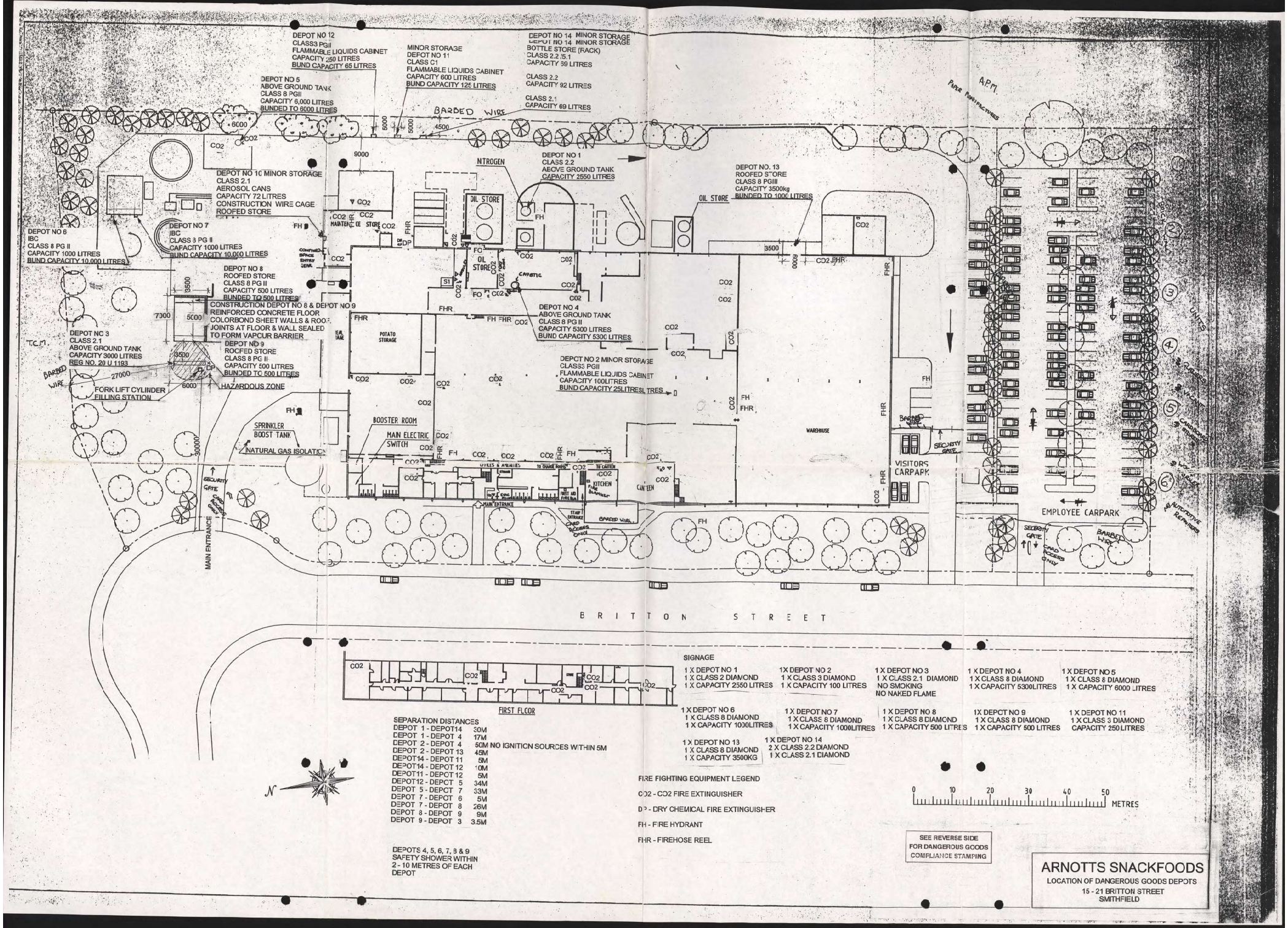

SEPARATION DISTANCES

DEPOT 1 - DEPOT14	30M
DEPOT 1 - DEPOT 4	17M
DEPOT 2 - DEPOT 4	50M NO IGNITION SOURCES WITHIN 5M
DEPOT 2 - DEPOT 13	45M
DEPOT14 - DEPOT 11	5M
DEPOT14 - DEPOT 12	10M
DEPOT11 - DEPOT 12	5M
DEPOT12 - DEPOT 5	34M
DEPOT 5 - DEPOT 7	33M
DEPOT 7 - DEPOT 6	5M
DEPOT 7 - DEPOT 8	26M
DEPOT 8 - DEPOT 9	9M
DEPOT 9 - DEPOT 3	3.5M

DEPOTS 4, 5, 6, 7, 8 & 9
SAFETY SHOWER WITHIN
2 - 10 METRES OF EACH
DEPOT

SIGNAGE

1 X DEPOT NO 1 1 X CLASS 2 DIAMOND 1 X CAPACITY 2550 LITRES	1X DEPOT NO 2 1 X CLASS 3 DIAMOND 1 X CAPACITY 100 LITRES	1 X DEPOT NO 3 1 X CLASS 2.1 DIAMOND NO SMOKING NO NAKED FLAME	1 X DEPOT NO 4 1 X CLASS 8 DIAMOND 1 X CAPACITY 5300LITRES	1 X DEPOT NO 5 1 X CLASS 8 DIAMOND 1 X CAPACITY 6000 LITRES
1 X DEPOT NO 6 1 X CLASS 8 DIAMOND 1 X CAPACITY 1000LITRES	1 X DEPOT NO 7 1 X CLASS 8 DIAMOND 1 X CAPACITY 1000LITRES	1 X DEPOT NO 8 1 X CLASS 8 DIAMOND 1 X CAPACITY 500 LITRES	1X DEPOT NO 9 1 X CLASS 8 DIAMOND 1 X CAPACITY 500 LITRES	1 X DEPOT NO 11 1 X CLASS 3 DIAMOND CAPACITY 250 LITRES
1 X DEPOT NO 13 1 X CLASS 8 DIAMOND 1 X CAPACITY 3500KG	1 X DEPOT NO 14 2 X CLASS 2.2 DIAMOND 1 X CLASS 2.1 DIAMOND			

FIRE FIGHTING EQUIPMENT LEGEND

CO2 - CO2 FIRE EXTINGUISHER

DP - DRY CHEMICAL FIRE EXTINGUISHER

FH - FIRE HYDRANT

FHR - FIREHOSE REEL

0 10 20 30 40 50 METRES

SEE REVERSE SIDE
FOR DANGEROUS GOODS
COMPLIANCE STAMPING

ARNOTTS SNACKFOODS

LOCATION OF DANGEROUS GOODS DEPOTS
15 - 21 BRITTON STREET
SMITHFIELD

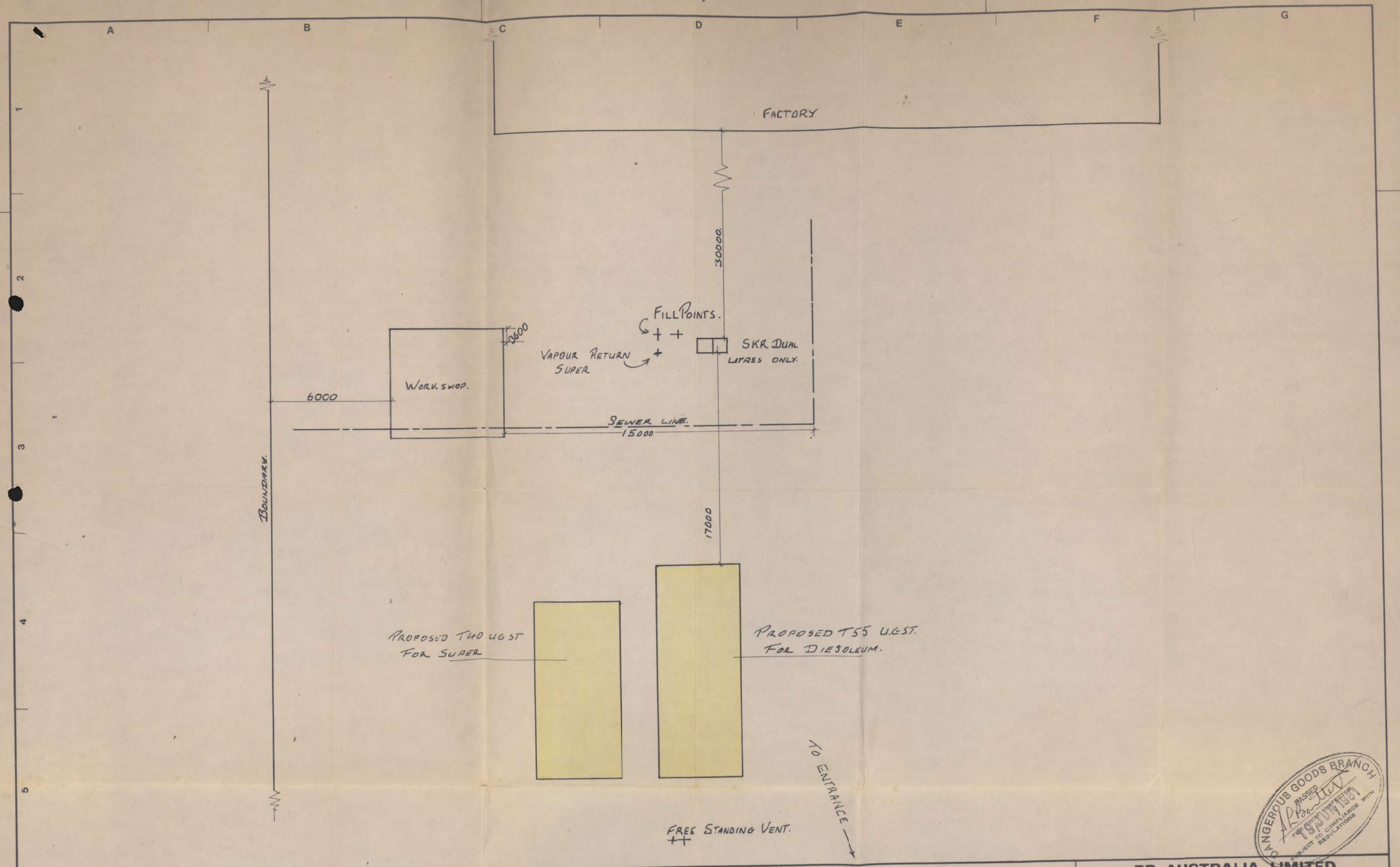

DANGEROUS GOODS BRANCH
PASSED
CHIEF INSPECTOR
SUBJECT TO COMPLIANCE WITH
REGULATIONS

Issue	Date	Amendments	Dwn.	Ckd.	Issue	Date	Amendments	Dwn.	Ckd.

ARNOTTS SNACKS PRODUCTS P/L
10-14 BRITTON STREET
SMITHFIELD.

BP AUSTRALIA LIMITED

DRAWN CAB	CHECKED	
SCALES NOT TO SCALE	DATE 23 4 81 APPROVED	DRAWING No. AND ISSUE N2-

These designs plans and specifications and the copyright therein are the property of Civil & Civic Pty. Limited and must not be used reproduced or copied wholly or in part without the written permission of Civil & Civic Pty. Limited.

north point



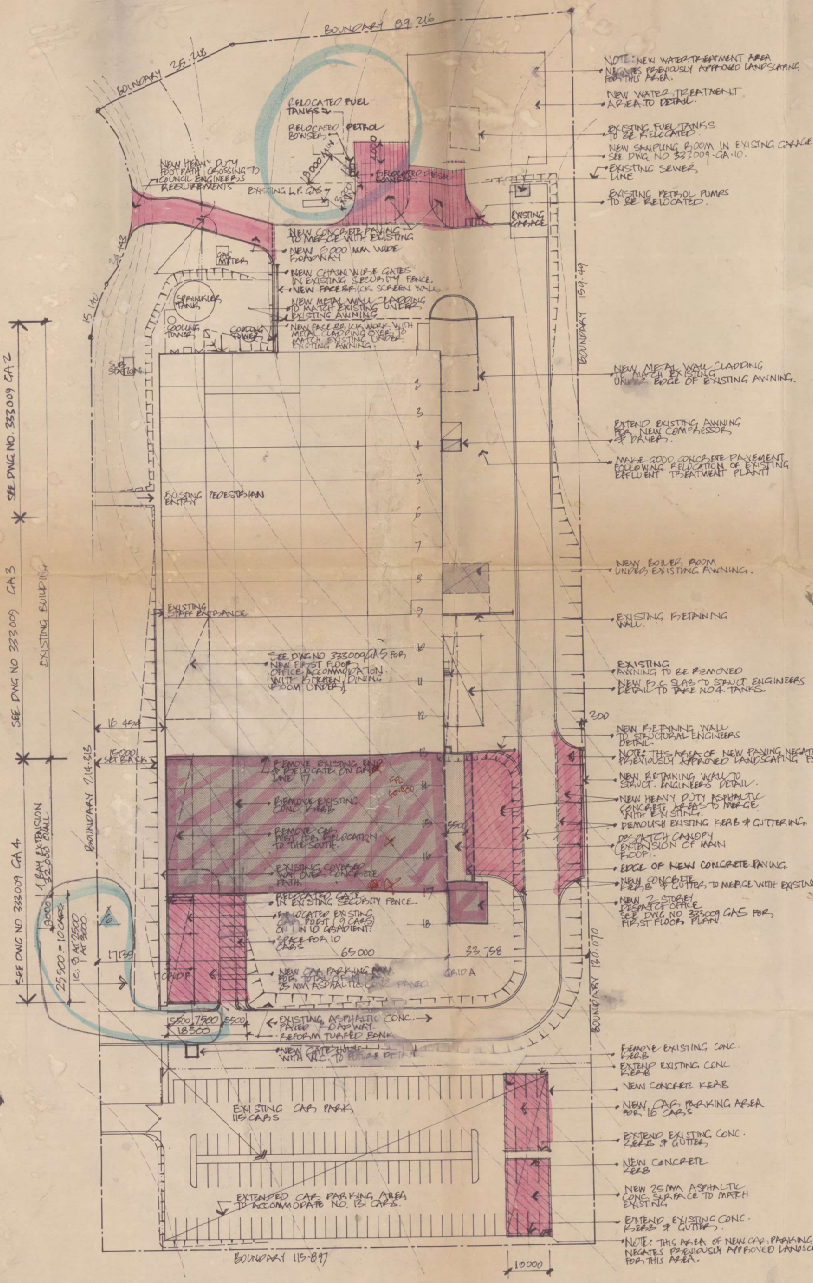

NOTE: ANY EXISTING LANDSCAPING DAMAGED DURING CONSTRUCTION TO BE REINSTATED. IN ADDITION, ALL LANDSCAPING ON SITE TO BE INCREASED TO COMPLY WITH THE APPROVED LANDSCAPING PLAN. NO OBJECTS SHALL BE PLACED ON THE NATURE STRIP OF BUILDING APPLICATION NO 80/1077 SEE DWG NO 333009 GA 6 FOR AMENDED LANDSCAPING PLAN DEALING WITH TWO TREES AFFECTED BY NEW WORKS IN CURRENT BUILDING APPLICATION.

NOTE: OPTION OF 50 CARS TO BE ACCOMMODATED IN TWO AREAS (31 CARS PLUS 19 CARS ADJACENT TO BUILDING.

issue	rev no	revision description	date
	C 6	PARKING SPACES ALTERED	27/5
	C 5	CONTRACT ISSUE	20/5/83
	C 4	ISSUED FOR STEELWORK SHOP DRAWINGS	11/4/83
	C 3	EXPAND CONC PAVEMENT AT NORTH END AMENDED	11/4/83
	B	BUILDING APPLICATION	21 APRIL 83
	B 2	FACE BRICK SCREEN WALL TO NORTHERN YARD ADDED LANDSCAPING NOTE	21/4/83
	B 1		

grid interval on this drawing

PROJECT MANAGEMENT
CIVIL & CIVIC
DESIGN AND CONSTRUCTION

client: ARNOTT'S SNACK FOODS

project: EXTENSIONS TO SMITHFIELD FACTORY

title: SITE PLAN

drawn	checked	co-ordinated	approved	date
PWD				7-4-83

scale	drawing number	issue
1:500	333009-GA-1	D

333009. GA.1. ARNOTTS.

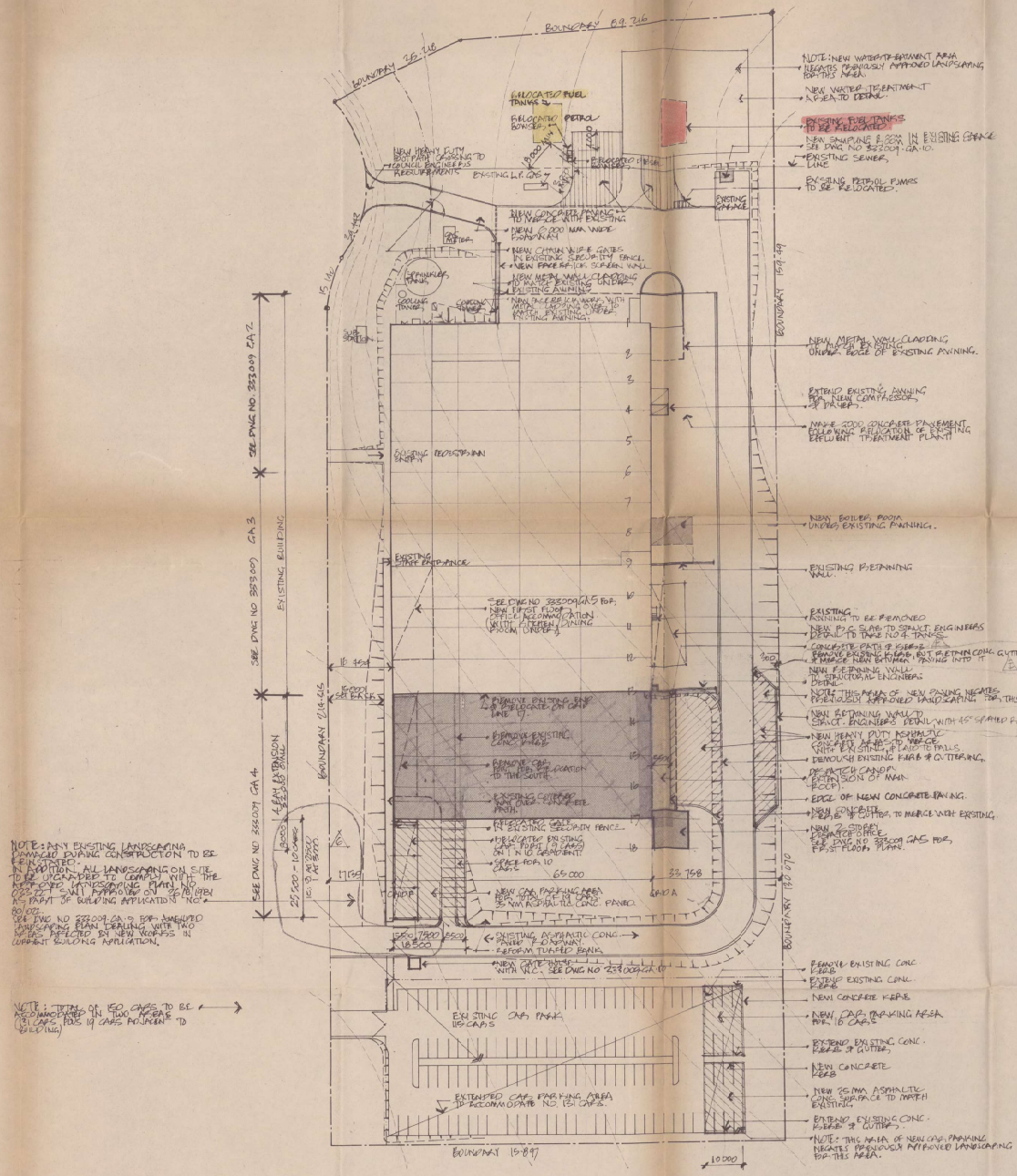

NOTE: ANY EXISTING LANDSCAPING DAMAGED DURING CONSTRUCTION TO BE REINSTATED.
NOTE: ALL LANDSCAPING ON SITE TO BE UPGRADED TO COMPLY WITH THE APPROVED LANDSCAPING PLAN NO 022.77 - WAS APPROVED ON 26/8/1980 AS PART OF BUILDING APPLICATION NO 80/602.
SEE DWG NO 333009 GA-9 FOR AMENDED LANDSCAPING PLAN DEALING WITH TWO TREES AFFECTED BY NEW WORKS IN CURRENT BUILDING APPLICATION.

NOTE: STAFF OR VISITORS CARS TO BE ACCOMMODATED IN TWO AREAS (1) CARS FOR 19 CARS PERMANENT TO BOLD (INC)

NOTE: NEW WATER TREATMENT AREA NEGATES PREVIOUSLY APPROVED LANDSCAPING FOR THIS AREA.
NEW WATER TREATMENT AS SEEN TO DETAIL.
EXISTING FUEL TANKS TO BE RELOCATED.
NEW SWAPING B.SCH IN EXISTING FENCE SEE DWG NO 333009 - GA-10.
EXISTING SEWER LINE
EXISTING PETROL PUMPS TO BE RELOCATED.
NEW METAL WALL CLADDING TO MATCH EXISTING UNDER EDGE OF EXISTING AWNING.
EXTEND EXISTING AWNING FOR NEW COMPRESSOR & PLANT.
MASS 2000 CONCRETE PAVEMENT FOLLOWING RELOCATION OF EXISTING EFFLUENT TREATMENT PLANT.
NEW BOILER ROOM UNDER EXISTING AWNING.
EXISTING RETAINING WALL
EXISTING AWNING TO BE REMOVED
NEW R.C. SLAB TO STRUCT. ENGINEERS DETAIL TO TANK NO 4. TANKS.
CONCRETE PATH & KERBS REMOVE EXISTING KERBS, BUT RETAIN CONC. GUTTERING & MERGE NEW ENTRIES PAVING INTO IT
NEW RETAINING WALL TO STRUCTURAL ENGINEERS DETAILS.
NOTE: THIS AREA OF NEW PAVING NEGATES PREVIOUSLY APPROVED LANDSCAPING FOR THIS AREA.
NEW RETAINING WALL TO STRUCT. ENGINEERS DETAIL WITH 45° SPAYED RETURNS.
NEW HEAVY DUTY ASPHALTIC CONCRETE ABUTTED TO MERGE WITH EXISTING PLANTED AREAS
REMOVE EXISTING KERB & GUTTERING.
RELOCATE CANOPY EXTENSION OF MAIN ROOF.
EDGE OF NEW CONCRETE PAVING.
NEW CONCRETE KERB & GUTTER, TO MERGE WITH EXISTING.
NEW 2 STOREY EXTENSION OFFICE SEE DWG NO 333009 GA5 FOR FF, ST FLOOR PLANS.
REMOVE EXISTING CONC KERB
EXTEND EXISTING CONC KERBS
NEW CONCRETE KERB
NEW CAR PARKING AREA FOR 18 CARS
EXTEND EXISTING CONC KERBS & GUTTER.
NEW CONCRETE KERB
NEW 35 MM ASPHALTIC CONC SURFACE TO MATCH EXISTING.
EXTEND EXISTING CONC KERBS & GUTTER.
NOTE: THIS AREA OF NEW CAR PARKING NEGATES PREVIOUSLY APPROVED LANDSCAPING FOR THIS AREA.

These designs plans and specifications and the copyright therein are the property of Civil & Civic Pty Limited and must not be used reproduced or copied wholly or in part without the written permission of Civil & Civic Pty Limited.

north point

DANGEROUS GOODS BRANCH
DEPARTMENT OF OCCUPATIONAL HEALTH
APPROVED
19/10/83
SUBJECT TO COMPLIANCE WITH REGULATIONS

issue	rev no.	revision description	appvd date
E	11	APPROVED FOR CONSTRUCTION	2/11/83
E	10	EXISTING CONC. GUTTERING TO REMAIN IN FRONT OF NEW PAVING. UPDATE LOADING BAY.	24/10/83
	9	45° SPLAYED RETURNS TO RETAINING CONCRETE LIN. OF CARPARK	
	8	CONC PATH & KERBING TO NORTH END OF LOADING DOCK	
	7		
D	6	CARPARKING SPACE AMENDED	27/9/83
C	5	CONTRACT ISSUE	20/6/83
C	4	ISSUED FOR STEELWORK SHOP DRAWINGS	17/6/83
C	3	EXTENSIVE CONC PAVEMENT AT NORTH END AMENDED	17/6/83
B		BUILDING APPLICATION	31 MAY 83
B	2	FENCE BRICK SCREEN WALL TO NORTHERN YARD ADDED	2/6/83
	1	LANDSCAPING NOTE	

grid interval on this drawing

PROJECT MANAGEMENT
CIVIL & CIVIC
DESIGN AND CONSTRUCTION

client: ARNOTT'S SNACK FOODS

project: EXTENSIONS TO SMITHFIELD FACTORY 2/6

title: SITE PLAN

drawn	checked	co-ordinated	approved	date
PWD				7-4-83

scale	drawing number	issue
1 500	333009-GA-1	E

ORIGINAL

NOTICE TO OCCUPIER

NEW SOUTH WALES

DANGEROUS GOODS ACT 1975

OCCUPIER Arnotts Snack Foods

ADDRESS 10-14 Briton St Smithfield

LICENCE NO. 81/0773

TYPE OF PREMISES Factory

DATE OF VISIT 23.2.82

TAKE NOTICE THAT THE FOLLOWING DIRECTIONS MUST BE CARRIED OUT TO COMPLY WITH THE **DANGEROUS GOODS** ACT. THIS NOTICE IS TO BE SIGNED AND RETURNED IMMEDIATELY AFTER THE DIRECTIONS HAVE BEEN CARRIED OUT.

TIME ALLOWED TO COMPLY 30 DAYS.

DANGEROUS GOODS BRANCH
P.O. BOX 846
DARLINGHURST N.S.W. 2010

The notice "Stop Engine - No Smoking" in letters 50 mm high white on a Red background is to be displayed on or near the ~~be~~ petrol bowser.

A Weather Proof box is to be provided for the dispensing point of the L.P.Gas the notice for decanting and a 4.5 kg Dry chemical fire extinguisher is to be provided at the dispensing point further a 9kg Dry chemical or 9 kg Halogenated Hydrocarbon (BCF_3) or a 9 ltr stored pressure foam extinguisher is to be provided for the petrol bowser.

These extinguishers are to be serviced every six months and metal tag showing date of service is to be attached.

OK KOB

Nothing in this Notice shall be regarded as in any way relieving the occupier of any premises from full compliance with any of the provisions of the said Act and Regulations.

INSPECTOR [signature]

*DISTRICT OFFICE H.O. Sydney

*See reverse side for address

THE ABOVE DIRECTIONS HAVE BEEN CARRIED OUT.

SIGNED D Clinton W. Eng.

DATE 5.4.82

68567 D. WEST, GOVERNMENT PRINTER

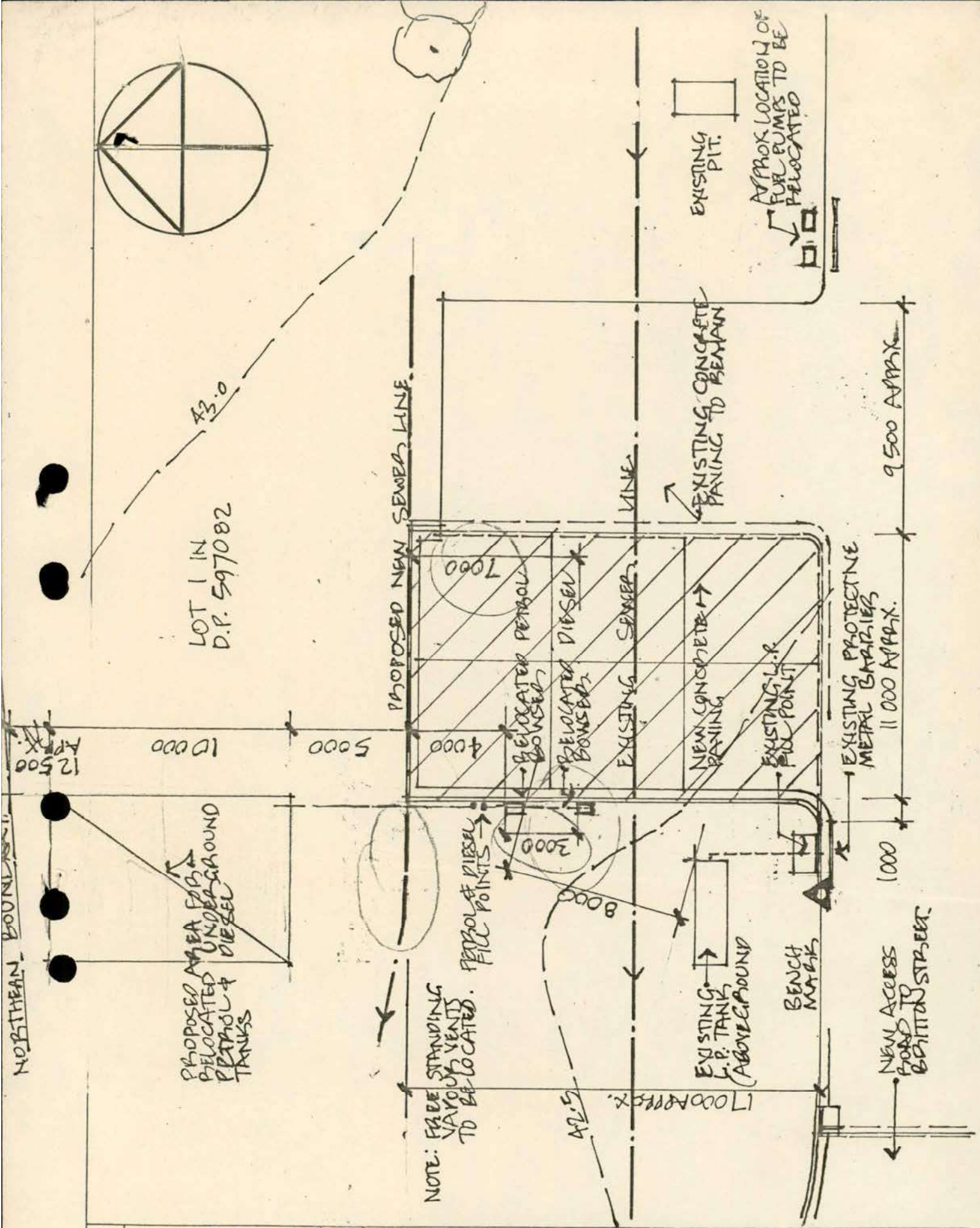

ISSUE	REVISION DESCRIPTION	APP'D DATE
B2	DIESEL BOWSER MOVED SOUTH	24/8
1	SAMPLING PIT DELETED	

TITLE SITE PLAN OF NORTHERN END SHOWING PETROL & DIESEL INSTALLATN RELOCATION

PROJECT ARNOTTS SNACK FOODS

DRAWN	CHECKED	APPROVED	DATE DRAWN	SCALE	ISSUE
PWD			28/7/83	1:200	B

CIVIL & CIVIC PTY. LIMITED

PROJECT No. 333009

FD 14

810773

SMITHFIELD
ARNOTTS SNACK PRODUCTS
10-14 BRITON ST.
SMITHFIELD.

Proposed installation of 1 x 43800 L (PET) & 1 x 58000 L (10:57) U/G tanks at the above premises.

J R Chilvers. 22.6.81.

REGISTER
R/S ~~1.9.81~~ N.I.A.

SMITHFIELD

Arnotts Snack Products.
Briton St.
Smithfield.

DANGEROUS GOODS BRANCH
16 APR 1981
810483

1/4.5 kl. Instalation of L.P.G Tank.
(Boral Gas P/L)

JRChilvers. 14.4.81.

1) Register
1) R/S. 1.6.81.
R/S. N.I.A.

BULK INSTALLATION PROPOSAL DATE: 2/4/81

CUSTOMER: Arnotts Snack Products. CONTACT: Mr. Jeff Smith.

TANK SIZE: 1x 45KL. APPLICATION: F/L Cyl. Refilling

SCALE: 1:100. REP: W.J. Spedding. DWG: /21

BORAL GAS (NSW) PTY LTD, BURROWS ROAD SOUTH, ST PETERS 2044

SITE SKETCH SUBMITTED TO MINES DEPT BY: W.J. Spedding DATE: APPROVED DAT
NOT APPROVED

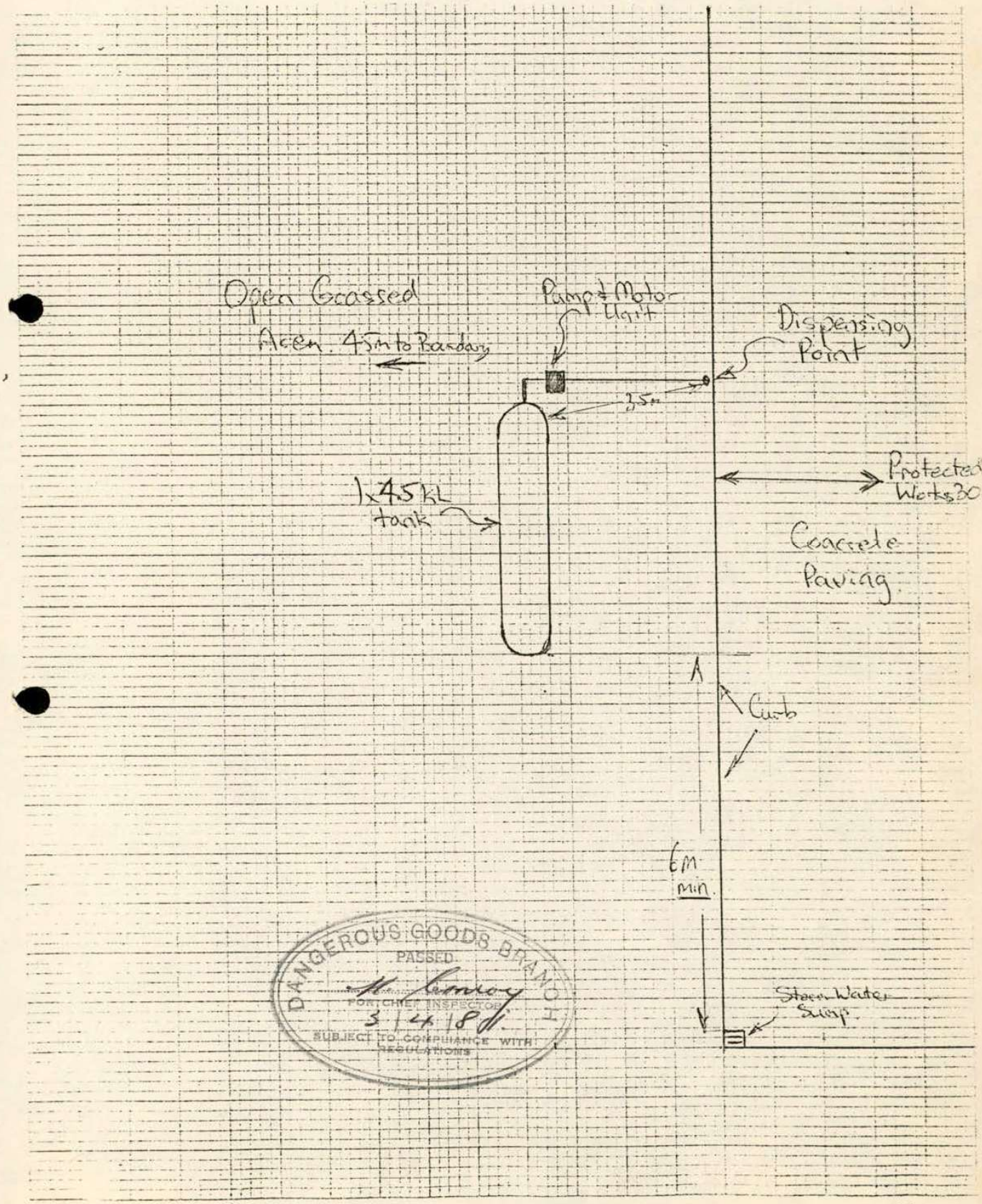

DANGEROUS GOODS BRANCH
PASSED
FOR CHIEF INSPECTOR
3/4/81
SUBJECT TO COMPLIANCE WITH REGULATIONS

BRITTON ST, SMITHFIELD.

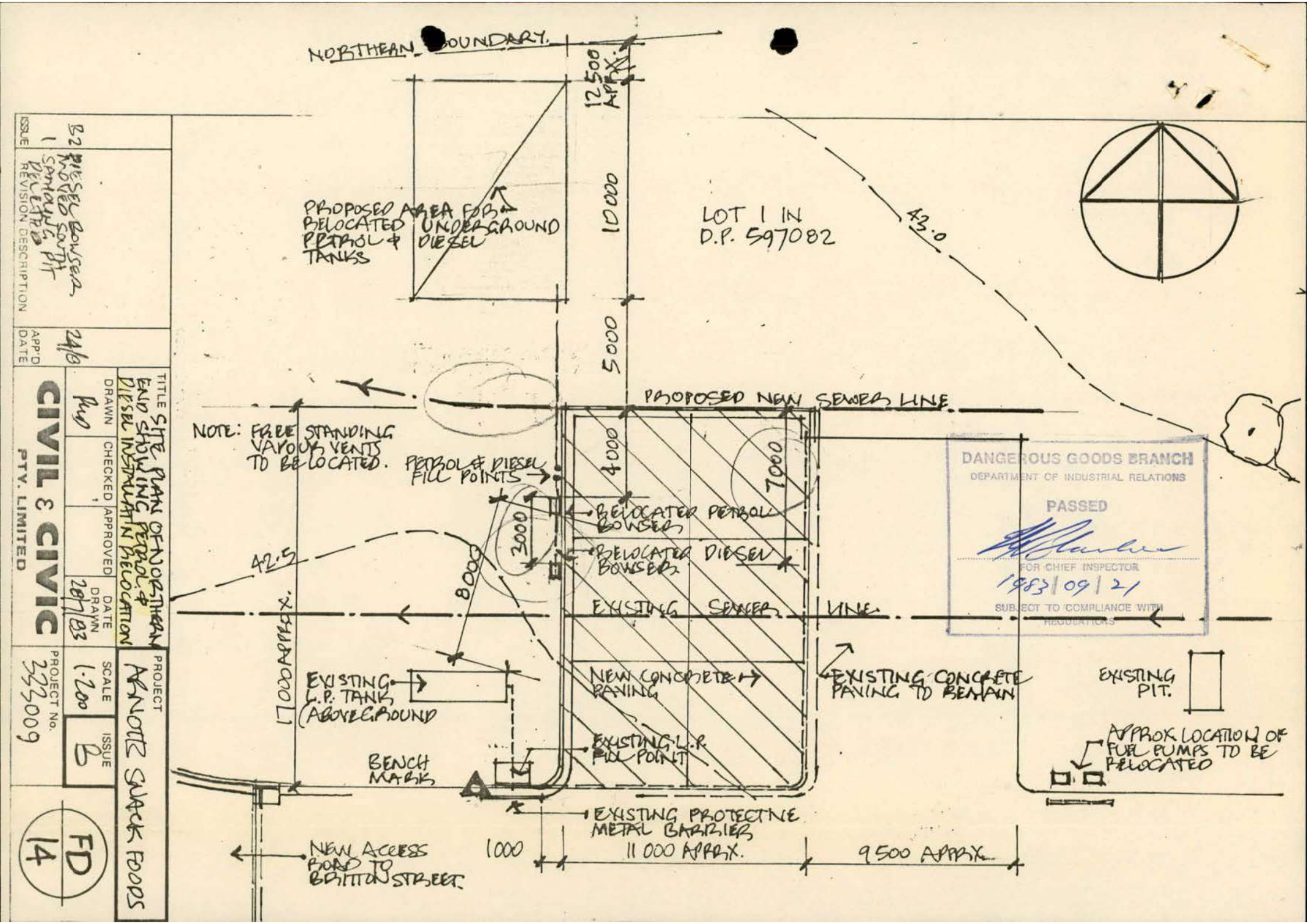
NORTHERN BOUNDARY.
12500 APPRX.
10000
5000
PROPOSED AREA FOR RELOCATED UNDERGROUND PETROL & DIESEL TANKS
LOT 1 IN D.P. 597082
43.0
PROPOSED NEW SEWER LINE
NOTE: FREE STANDING VAPOUR VENTS TO BE LOCATED.
PETROL & DIESEL FILL POINTS
4000
7000
3000
8000
RELOCATED PETROL BOWSER
RELOCATED DIESEL BOWSER
42.5
EXISTING SEWER LINE
17000 APPROX.
EXISTING L.P. TANK (ABOVE GROUND
NEW CONCRETE PAVING
EXISTING CONCRETE PAVING TO REMAIN
EXISTING PIT.
APPROX LOCATION OF FUEL PUMPS TO BE RELOCATED
EXISTING L.P. FILL POINT
BENCH MARK
EXISTING PROTECTIVE METAL BARRIER
NEW ACCESS ROAD TO BRITTON STREET.
1000
11 000 APPRX.
9500 APPRX.
DANGEROUS GOODS BRANCH
DEPARTMENT OF INDUSTRIAL RELATIONS
PASSED
FOR CHIEF INSPECTOR
1983/09/21
SUBJECT TO COMPLIANCE WITH REGULATIONS
ISSUE
B2 DIESEL BOWSER MOVED SOUTH
1 SAMPLING PIT DELETED
REVISION DESCRIPTION
APP'D DATE
24/8
TITLE SITE PLAN OF NORTHERN END SHOWING PETROL & DIESEL INSTALLATION RELOCATION
DRAWN
CHECKED
APPROVED
DATE DRAWN 28/7/83
CIVIL & CIVIC PTY. LIMITED
PROJECT ARNOTT SNACK FOODS
SCALE 1:200
ISSUE B
PROJECT No. 333009
FD 14

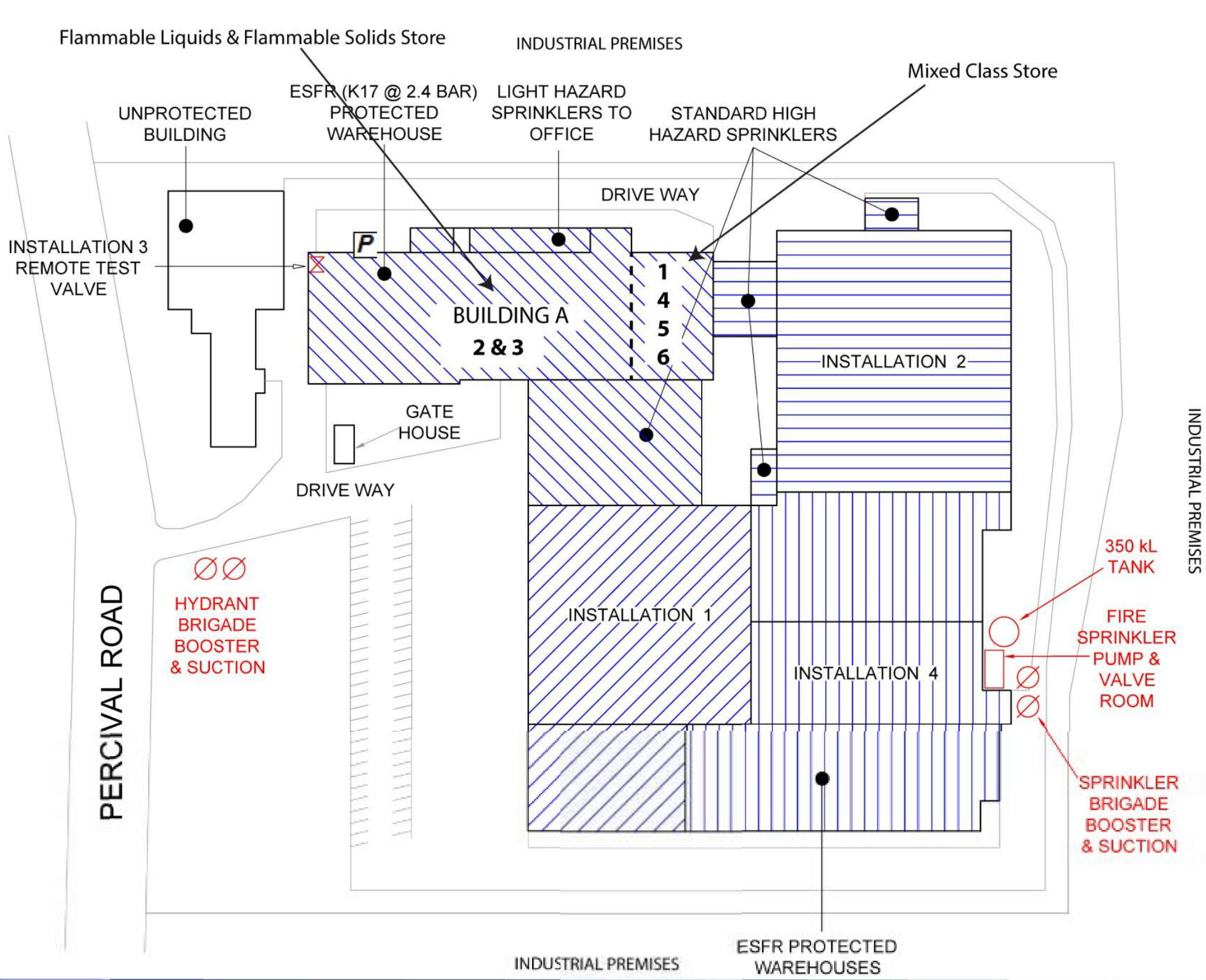
Flammable Liquids & Flammable Solids Store
INDUSTRIAL PREMISES
Mixed Class Store
UNPROTECTED BUILDING
ESFR (K17 @ 2.4 BAR) PROTECTED WAREHOUSE
LIGHT HAZARD SPRINKLERS TO OFFICE
STANDARD HIGH HAZARD SPRINKLERS
DRIVE WAY
INSTALLATION 3 REMOTE TEST VALVE
P
BUILDING A
2 & 3
1
4
5
6
INSTALLATION 2
GATE HOUSE
DRIVE WAY
INDUSTRIAL PREMISES
350 kL TANK
FIRE SPRINKLER PUMP & VALVE ROOM
INSTALLATION 1
INSTALLATION 4
HYDRANT BRIGADE BOOSTER & SUCTION
PERCIVAL ROAD
SPRINKLER BRIGADE BOOSTER & SUCTION
ESFR PROTECTED WAREHOUSES
INDUSTRIAL PREMISES

Appendix J: Quality Assurance / Quality Control

Appendix I: Quality Assurance / Quality Control

The data quality assurance and control (QA/QC) procedures adopted by Senversa provide a consistent approach to the evaluation of whether the data quality objectives (DQO's) required by the project have been achieved. The process focuses on assessment of the useability of the data in terms of accuracy and reliability in forming conclusions on the condition of the element of the environment being investigated. The approach is generally based on guidance from the following sources:

- National Environment Protection Council (NEPC), National Environment Protection (Assessment of Site Contamination) Amendment Measure No. 1 2013 (NEPM), Schedule B2: Guideline on Site Characterisation.
- NEPC – National Environment Protection (Assessment of Site Contamination) Amendment Measure No. 1 2013 (NEPM), Schedule B3: Guideline on Laboratory Analysis of Potentially Contaminated Soils.
- HEPA, 2020, PFAS National Environmental Management Plan Version 2.0, Heads of EPA Australia and New Zealand.
- United States Environmental Protection Agency (USEPA) – Guidance on Systematic Planning Using the Data Quality Objectives Process (EPA QA/G-4).
- USEPA – Guidance on Environmental Data Verification and Data Validation (EPA QA/G-8).

Quality Assurance Procedure

The following data quality objectives, measures and acceptance criteria were adopted to verify compliance with the planned QA procedures:

Quality Assurance Process	Data Quality Element	Objectives and Measure	Acceptance Criteria
Standard Procedures	Comparability, Reproducibility, Representativeness	Standard field sampling procedures and forms used	No deviation from standard procedure and forms used
Equipment Calibration	Accuracy	All equipment calibrated in accordance with manufacturers specifications	All equipment calibrated in accordance with manufacturers specifications
Testing Method Accreditation	Accuracy and Comparability	NATA accredited methods used for all analyses determined	Primary and secondary laboratories to use NATA accredited methods for all analytes determined
Quality Control Sampling Frequency	Precision and Repeatability	Field QC sampling frequency in accordance with above guidance	Field Duplicates – ≥ 1 in 10 primary samples Secondary Duplicates – ≥ 1 in 10 primary samples Rinsate Blanks – ≥ 1 per day, per matrix per equipment Trip Blanks – ≥ 1 per batch

Quality Assurance Process	Data Quality Element	Objectives and Measure	Acceptance Criteria
	Accuracy, Precision and Comparability	Laboratory QC analysis frequency in accordance with NEPC (2013), Schedule B3	Laboratory Duplicates – at least 1 in 10 analyses or one per process batch Method Blanks – at least 1 per process batch Surrogate Recoveries – all samples spiked where appropriate (e.g. chromatographic analysis of organics) Laboratory Control Samples – at least 1 per process batch Matrix Spikes – at least 1 per matrix type per process batch
Sample Preservation, Handling and Holding Times	Accuracy	Samples appropriately preserved upon collection, stored and transported, and analysed within holding times Use of PFAS free detergent and rinsate water	Sample containers, holding times and preservation in accordance laboratory specific method requirements.
Data Management	Accuracy	No errors in data transcription	Entry of field data verified by peer.
Data Useability	Completeness	Limits of reporting less than adopted beneficial use investigation levels. Sample volumes and analytical methods selected to enable required limits of reporting to be achieved	Limits of reporting less than investigation levels.

Quality Control Sampling and Analysis

The following data quality objectives, measures and acceptance criteria were adopted to evaluate the validity of the analytical data produced.

Quality Control Process	Data Quality Element	Objectives and Measure	Acceptance Criteria
Field Duplicate Sampling and Analysis	Precision and Field Repeatability	Field duplicate samples used assess the variability in analyte concentration between samples collected from the sample location and the reproducibility of the laboratory analysis. Where required, resubmission of previously analysed samples for chemicals within their holding times may be undertaken to further assess level of precision.	Analysed for same chemicals as primary sample RPD1 <30% of mean concentration where both concentrations >20 x limit of reporting RPD <50% of mean concentration where higher concentration 10 – 20 x limit of reporting RPD - No limit where both concentrations < 10 x limit of reporting

[1] Relative Percent Difference (%): Calculated as: (Result No.1 – Result No. 2/Mean Result)*100

Quality Control Process	Data Quality Element	Objectives and Measure	Acceptance Criteria
Secondary Duplicate Sampling and Analysis	Accuracy	Results are accurate and free from laboratory error. Secondary duplicate samples sent to a secondary laboratory to assess the accuracy of the analyte concentrations reported by the primary laboratory	Analysed for same chemicals as primary sample RPD <30% of mean concentration where both concentrations >20 x limit of reporting RPD <50% of mean concentration where higher concentration 10 – 20 x limit of reporting RPD - No limit where both concentrations < 10 x limit of reporting
Field Rinsate Blank Preparation and Analysis	Accuracy and Representativeness	Cross contamination of samples does not occur between sampling locations due to carry-over from sampling equipment. Rinsate blank samples prepared for each sampling procedure. Where possible the rinsate blanks are prepared immediately after sampling locations known to contain concentrations of the chemicals of concern above the limit of quantification and / or before sampling locations where the chemicals being targeted in the laboratory analysis are to be compared to investigation levels near the limit of quantification of the chemical.	Analyte concentrations below limits of reporting
Trip Blank Sampling and Analysis	Accuracy and Representativeness	Cross contamination between samples does not occur in transit or as an artefact of the sample handling procedure. Trip blank samples prepared by the laboratory which accompany the empty sampling containers from the laboratory to the sampling site, and return with the samples to the laboratory to assess whether cross contamination occurs between samples or as an artefact of the sampling procedure.	Analyte concentrations below limits of reporting
Laboratory QC Analysis	Laboratory Precision and Accuracy	Laboratory duplicates	As specified by the laboratory.
		Laboratory control spike	Dynamic recovery limits as specified by the laboratory.
		Certified reference material	As specified by the laboratory (generally dynamic recovery limits).
		Surrogate recovery	Dynamic recovery limits as specified by the laboratory.
		Matrix spike recovery	Recovery 70% – 130% or dynamic recovery limits specified by laboratory. However, note that recovery of phenols is generally significantly lower and a recovery in the range 20% to 130% is considered acceptable by most laboratories.
		Matrix spike recovery duplicate	RPD < 30%, or as specified by the laboratory.

Data Verification and Validation

The data validation process involved the checking of analytical procedure compliance with acceptance criteria and an assessment of the accuracy and precision of analytical data from the range of quality control indicators generated from both the sampling and analytical programmes.

The checks undertaken are summarised in the attached data validation checklist table (**Table F1**). Field replicate, field blank and trip spike analytical results relevant to the project are summarised in **Table F2, Table F3, Table F4, Table F5, Table F6** and **Table F7**.

Instances where the data quality acceptance criteria were not achieved are discussed below:

Sampling Frequency

No triplicate samples were collected or analysed for soil vapour samples, however noting that the volatile constituents for the primary and blind duplicate samples collected were reported less than the laboratory LOR or slightly above, this omission is not considered to affect the precision of the results.

Field blank, rinsates, trip spike and trip blanks were collected, however not analysed for batch 1070199. Field blanks were collected and analysed for the remainder of the lab batches and were reported below detection limits.

Intra and Inter-laboratory duplicate analyses

Soil

Exceeding soil RPD values were seen in a small number of heavy metal RPDs. The slight variations between the primary, duplicate and triplicate samples were likely due to the difficulty in obtaining homogeneous undisturbed soil samples. Notwithstanding, the data was considered suitable for comparison against screening level criteria, and as a conservative measure, the highest reported concentrations will be considered when interpreting results.

Water

Exceeding water RPD values were seen in three PAH RPDs. The slight variation between primary, duplicate and triplicate samples were likely due to the turbidity of the sample. Notwithstanding, the data was considered suitable for comparison against screening level criteria, and as a conservative measure, the highest reported concentrations will be considered when interpreting results.

Laboratory Duplicates analyses

Batches 1066481, 1068199, 1070199 and 1090330 reported RPD exceedances for various heavy metals (arsenic, chromium, copper, lead, nickel, and zinc) on anonymous laboratory samples. The duplicate %RPD is outside the recommended acceptance criteria. The RPDs passed Eurofins QC acceptance criteria as defined in their internal quality control review.

Surrogate Recoveries

A few surrogate recoveries were outside the recommended acceptance criteria due to matrix interference Acceptance criteria were met for all other QC. This is not considered to affect the accuracy of the dataset.

Matrix Spike Analyses

Several matrix spike recoveries in batch 1066481 for TRH and BTEX were unable to be reported outside of the recommended acceptance criteria. An acceptable recovery was obtained for the laboratory control sample indicating a sample matrix interference.

Blank Samples

Rinsates from soil sampling were all reported below detection limits. The rinsate (21 Feb) collected during groundwater sampling from the interface probe, reported PAH detections at similar levels to those reported in groundwater. While potential cross contamination cannot be precluded this is considered more likely to reflect the presence of groundwater on the equipment.

Leak Detection

Leak detection was conducted on all sub-slab probes during soil vapour sampling activities by firstly purging each probe with the gas detector. Following this an isopropyl soaked alcohol rag was placed around the base of each probe. PID readings were monitored and recorded. No significant leaks were identified by the PID during sampling as further evidenced by the lowest possible detection limits being achieved and the absence in the laboratory analysis results of any significant levels of 2-propanol.

Data from Critical Samples Considered Suitable Quality

The presence of TRH, naphthalene and VOC (1,3-Dichloropropane and chloroform) was detected on the back end of several carbon tubes and potentially indicate that the reported concentrations are underestimated at locations SV12, SV19, SV20, SV26, SV27, SV28, SV37 and SV47. The concentrations are all relatively low, at least an order of magnitude below the adopted criteria and it is unlikely that significant mass has passed through. With the exception of chloroform in sample SV12, which has been identified as an exceedance which requires additional investigation.

Data Suitability

While a small number of QC results were outside specified acceptance criteria, these were not considered to significantly impact on the quality or representativeness of the data, and majority of results indicated that the precision and accuracy of the data was within acceptable limits. The results are therefore considered to be representative of chemical concentrations in the environmental media sampled at the time of sampling, and to be suitable to be used for their intended purpose in forming conclusions relating to the contamination status of soil, groundwater and vapour at the site.

Table I1: Sampling Data Validation Checklist

Project Name: Smithfield DSI **Project Number:** S21182

Sampling Information

		Sample Type	No.	Frequency	DQI Compliant?	
Sample Media:	Soil, Water and Vapour	Primary:	131	-		
Date Sampled:	3, 13 to 16 and 22 February, 20 April 2024	Intra-laboratory duplicate (FD):	8	1 per 16.4 primary samples	Yes	
Days of Sampling:	7	Inter-laboratory duplicate (FT):	5	1 per 26.2 primary samples	Substantial	No vapour triplicate samples were collected or analysed for soil vapour samples, however noting that the volatile constituents for the primary and blind duplicate samples collected were reported less than the laboratory LOR or slightly above, this omission is not considered to affect the precision of the results.
Sampling Personnel:	JN, RF	Field Blank (FB):	7	1 per 1 day / batch	Substantial	Field blank was collected however not analysed for batch 1070199. Field blanks were collected and analysed for the remainder of the lab batches and were reported below detection limits.
Primary Laboratory:	Eurofins	Rinsate Blank (RB):	5	1 per 1.4 day / batch	Substantial	Rinsates were collected however were not analysed for 14 to 16 February. Rinsate was collected on the 3 and 13 February and 20 April for soil sampling and were below detection limits.
Secondary Laboratory:	EnviroLab	Trip Spike (TS):	4	1 per 1.75 day / batch	Substantial	Trip spike was collected however not analysed for batch 1070199. Trip spikess were collected and analysed for the remainder of the lab batches and were reported within acceptable limits.
No. Batches:	16	Trip Blank (TB):	4	1 per 1.75 day / batch	Substantial	Trip blank was collected however not analysed for batch 1070199. Trip blanks were collected and analysed for the remainder of the lab batches and were reported below detection limits.
Batch IDs:	1066481, 1066832, 1068199, 1069921, 1070199, 1071334, 1073433, 1074879, 1075497, 1077075, 1079786, 1090330, 343138, 344413, 344902. 349455					

Precision

Intra-laboratory Duplicate (FD) analyses

Analyte Group	Primary ID	Duplicate ID	Media	DQI Compliant?	Comments
Arsenic	SB27_0.5-0.6	QC101	Soil	Substantial	
Copper	SB27_0.5-0.6	QC101	Soil	Substantial	
Nickel	SB27_0.5-0.6	QC101	Soil	Substantial	
Zinc	MW05_0-0.1	QC100	Soil	Substantial	
Zinc	SB27_0.5-0.6	QC101	Soil	Substantial	
Phenanthrene	MW09	QC100	Water	Substantial	
Remaining analytes	-	-	Soil, water, vapour	Yes	

Inter-laboratory Duplicate (FT) analyses

Analyte Group	Primary ID	Duplicate ID	Media	DQI Compliant?	Comments
Copper	SB27_0.5-0.6	QC201	Soil	Substantial	
Nickel	SB27_0.5-0.6	QC201	Soil	Substantial	
Nickel	MW05_0-0.1	QC200	Soil	Substantial	
Zinc	MW05_0-0.1	QC200	Soil	Substantial	
Zinc	SB42_0-0.1	QC200	Soil	Substantial	
Zinc	SB44_1.9-2.0	QC201	Soil	Substantial	
Fluoranthene	MW09	QC200	Water	Substantial	
Pyrene	MW09	QC200	Water	Substantial	
Remaining analytes	-	-	Soil, water	Yes	

Laboratory Duplicate (LD) analyses

Analyte Group	Batch No.	DQI Compliant?	Comments
Heavy metals (copper, nickel, zinc)	1066481	Substantial	The RPDs passed Eurofins acceptance criteria.
Heavy metals (lead, nickel)	1068199	Substantial	The duplicate %RPD is outside the recommended acceptance criteria. Further analysis indicates sample heterogeneity as the cause. The RPDs passed Eurofins acceptance criteria.
Heavy metals (arsenic, chromium)	1090330	Substantial	The RPDs passed Eurofins acceptance criteria.
TRH	1070199	Substantial	The RPDs passed Eurofins acceptance criteria.
Remaining analytes	-	Yes	

Accuracy

Laboratory Control Sample (LCS) analyses

Batch No.(s)		DQI Compliant?	Comments
All batches	All analytes	Yes	

Surrogate Compound or Reference analyses

Batch No.(s)			DQI Compliant?	Comments
1066481	2.4.6-Tribromophenol, Dibutylchlorendate		Substantial	The lab reported interference for two surrogates.
Remaining batches	All analytes	-	Yes	

Spike Samples

Batch No.(s)	Analyte Group		DQI Compliant?	Comments
1066481	TRH, BTEX		Substantial	The matrix spike recovery is outside of the recommended acceptance criteria. An acceptable recovery was obtained for the laboratory control sample indicating a sample matrix interference.
Remaining batches	All analytes		Yes	

Blank Samples

Type	Analyte Group	DQI Compliant?	Comments
Field Blank (FB)	Water: PFAS and Vapour: VOCs, TRH, isoproanol	Yes	
Rinsate Blank (RB):	Water: HM, BTEX, TRH, PAHs, VOCs, SVOCs, PCBs, OCPs, PFAS	Substantial	Rinsates from soil sampling were all reported below detection limits. The rinsate (21 Feb) collected during groundwater sampling from the interface probe, reported PAH detections at similar levels to those reported in groundwater. While potential cross contamination cannot be precluded this is considered more likely to reflect the presence of groundwater on the equipment.
Trip Blank	BTEXN, TRH	Yes	
Leak detection	Isopropanol	Yes	Leak detection was conducted on all sub-slab probes during soil vapour sampling activities by firstly purging each probe with the gas detector. Following this an isopropyl soaked alcohol rag was placed around the base of each probe. PID readings were monitored and recorded. No significant leaks were identified by the PID during sampling as further evidenced by the lowest possible detection limits being achieved and the absence in the laboratory analysis results of any significant levels of 2-propanol.

Field equipment calibration

Equipment	Calibrated?	Record?	Equipment	Calibrated?	Record?
IP	Yes	Yes	WQM	Yes	Yes
MiniRAE	Yes	Yes	GA5000	Yes	Yes
Peristaltic pump	Yes	Yes			

Represent-ativeness

	DQI Compliant?	Comments
Appropriate & standard sampling methods used for media/CoPC?	Yes	
Appropriate decontamination procedures carried out?	Yes	
Samples collected in appropriate containers / preservatives?	Yes	
Samples received at appropriate temperature / or with ice present?	Yes	
Samples received within holding times?	Yes	
Samples analysed using appropriate NATA accredited methods?	Yes	

Compar-ability

	DQI Compliant?	Comments
Consistent sampling methods used?	Yes	
Sampler(s) appropriately trained?	Yes	
Consistent site conditions and field scientist(s)?	Yes	
Consistent analytical methods used?	Yes	

Completeness

	DQI Compliant?	Comments
Field records / logs complete and retained?	Yes	
Frequency of QC samples adequate per sampling plan?	Yes	
Requested analyses completed per sampling plan?	Yes	
Appropriate PQLs? (relative to adopted criteria; available)	Yes	
Chain-of-custody forms complete and correct?	Yes	
QC check of data tables (against field records / laboratory reports)?	Yes	

Data Use Suitability

	Yes / No	
Data from critical samples considered of suitable quality?	Yes	The presence of TRH, naphthalene and VOC (1,3-Dichloropropane and chloroform) was detected on the back end of the carbon tubes and potentially indicate that the reported concentrations are underestimated at locations SV12, SV19, SV20, SV26, SV27, SV28 and SV37. The concentrations are all relatively low, at least an order of magnitude below the adopted criteria and it is unlikely that significant mass has passed through. With the exception of chloroform in sample SV12, which has been identified as an exceedance which requires additional investigation.
Data considered suitable for the objective of the assessment?	Yes	

Overall Comments: While a small number of QC results for groundwater were outside specified acceptance criteria, these were not considered to significantly impact on the quality or representativeness of the data, and majority of results indicated that the precision and accuracy of the data was within acceptable limits. The results are therefore considered to be representative of chemical concentrations in the environmental media sampled at the time of sampling, and to be suitable to be used for their intended purpose in forming conclusions relating to the contamination status of groundwater at the site.

Performed By:	Rowan Faint	Checked By:	Julia Nicholson
Date:	10/05/2024	Date:	24/05/2024

Table I2: Soil RPDs
Smithfield

senversa

		Location Code	MW05	MW05		MW05	MW05		SB27	SB27		SB27	SB27		SB42	SB42		SB42	SB42		SB44	SB44
		Field ID	MW05_0-0.1	QC100		MW05_0-0.1	QC200		SB27_0.5-0.6	QC101		SB27_0.5-0.6	QC201		SB42_0-0.1	QC100		SB42_0-0.1	QC200		SB44_1.9-2.0	QC101
		Date	05/02/2024	05/02/2024		05/02/2024	05/02/2024		16/02/2024	16/02/2024		16/02/2024	16/02/2024		20/04/2024	20/04/2024		20/04/2024	20/04/2024		20/04/2024	20/04/2024
		Sample Type	Normal	Field_D		Normal	Interlab_D		Normal	Field_D		Normal	Interlab_D		Normal	Field_D		Normal	Interlab_D		Normal	Field_D
		Lab Report No.	1066481	1066481	RPD	1066481	343138	RPD	1070199	1070199	RPD	1070199	344413	RPD	1090330	1090330	RPD	1090330	349455	RPD	1090330	1090330
	Unit	EQL																				
Metals																						
Arsenic	mg/kg	2	14	13	7	14	11	24	5.3	21	**119**	5.3	6	12	15	14	7	15	15	0	18	3
Cadmium	mg/kg	0.4	<0.4	<0.4	0	<0.4	<0.4	0	<0.4	<0.4	0	<0.4	<0.4	0	<0.4	<0.4	0	<0.4	<0.4	0	<0.4	<0.4
Chromium	mg/kg	1	20	19	5	20	18	11	9.0	34	116	9.0	7	25	22	18	20	22	23	4	5.2	<5
Copper	mg/kg	1	32	24	29	32	26	21	31	100	**105**	31	43	**32**	9.6	9.5	1	9.6	10	4	17	14
Lead	mg/kg	1	18	14	25	18	14	25	13	40	102	13	19	38	22	16	32	22	22	0	10	12
Mercury	mg/kg	0.1	<0.1	<0.1	0	<0.1	<0.1	0	0.1	<0.1	0	0.1	<0.1	0	<0.1	<0.1	0	<0.1	<0.1	0	<0.1	<0.1
Nickel	mg/kg	1	65	44	39	65	37	**55**	53	180	**109**	53	31	**52**	6	5.2	14	6	9	40	<5	<5
Zinc	mg/kg	1	120	82	**38**	120	57	**71**	190	610	**105**	190	140	30	27	31	14	27	38	**34**	14	13
BTEX																						
Benzene	mg/kg	0.1	<0.1	<0.1	0	<0.1	<0.2	0	<0.1	<0.1	0	<0.1	<0.2	0	<0.1	<0.1	0	<0.1	<0.2	0	<0.1	<0.1
Toluene	mg/kg	0.1	<0.1	<0.1	0	<0.1	<0.5	0	<0.1	<0.1	0	<0.1	<0.5	0	<0.1	<0.1	0	<0.1	<0.5	0	<0.1	<0.1
Ethylbenzene	mg/kg	0.1	<0.1	<0.1	0	<0.1	<1	0	<0.1	<0.1	0	<0.1	<1	0	<0.1	<0.1	0	<0.1	<1	0	<0.1	<0.1
Xylene (m & p)	mg/kg	0.2	<0.2	<0.2	0	<0.2	<2	0	<0.2	<0.2	0	<0.2	<2	0	<0.2	<0.2	0	<0.2	<2	0	<0.2	<0.2
Xylene (o)	mg/kg	0.1	<0.1	<0.1	0	<0.1	<1	0	<0.1	<0.1	0	<0.1	<1	0	<0.1	<0.1	0	<0.1	<1	0	<0.1	<0.1
Total Xylene	mg/kg	0.3	<0.3	<0.3	0	<0.3	<1	0	<0.3	<0.3	0	<0.3	<1	0	<0.3	<0.3	0	<0.3	<1	0	<0.3	<0.3
Total Petroleum Hydrocarbons																						
C6-C9 Fraction	mg/kg	20	<20	<20	0	<20	<25	0	<20	<20	0	<20	<25	0	<20	<20	0	<20	<25	0	<20	<20
C10-C14 Fraction	mg/kg	20	<20	<20	0	<20	<50	0	<20	56	95	<20	<50	0	<20	<20	0	<20	<50	0	<20	<20
C15-C28 Fraction	mg/kg	50	<50	<50	0	<50	<100	0	<50	<50	0	<50	<100	0	75	<50	40	75	<100	0	<50	<50
C29-C36 Fraction	mg/kg	50	<50	<50	0	<50	<100	0	<50	60	18	<50	<100	0	67	<50	29	67	<100	0	<50	<50
C10-C36 Fraction (Sum)	mg/kg	50	<50	<50	0	<50	<50	0	<50	116	80	<50	<50	0	142	<50	96	142	<50	96	<50	<50
Total Recoverable Hydrocarbons																						
C6-C10 Fraction	mg/kg	20	<20	<20	0	<20	<25	0	<20	<20	0	<20	<25	0	<20	<20	0	<20	<25	0	<20	<20
C6-C10 Fraction minus BTEX (F1)	mg/kg	20	<20	<20	0	<20	<25	0	<20	<20	0	<20	<25	0	<20	<20	0	<20	<25	0	<20	<20
>C10-C16 Fraction	mg/kg	50	<50	<50	0	<50	<50	0	<50	<50	0	<50	<50	0	<50	<50	0	<50	<50	0	<50	<50
>C10-C16 Fraction minus naphthalene (F2)	mg/kg	50	<50	<50	0	<50	<50	0	<50	<50	0	<50	<50	0	<50	<50	0	<50	<50	0	<50	<50
>C16-C34 Fraction	mg/kg	100	<100	<100	0	<100	<100	0	<100	<100	0	<100	<100	0	110	<100	10	110	<100	10	<100	<100
>C34-C40 Fraction	mg/kg	100	<100	<100	0	<100	<100	0	<100	<100	0	<100	<100	0	<100	<100	0	<100	<100	0	<100	<100
>C10-C40 Fraction (Sum)	mg/kg	50	<100	<100	0	<100	<50	0	<100	<100	0	<100	<50	0	110	<100	10	110	<50	75	<100	<100
PAHs																						
Acenaphthene	mg/kg	0.1	<0.5	<0.5	0	<0.5	<0.1	0	<0.5	<0.5	0	<0.5	<0.1	0	<0.5	<0.5	0	<0.5	<0.1	0	<0.5	<0.5
Acenaphthylene	mg/kg	0.1	<0.5	<0.5	0	<0.5	<0.1	0	<0.5	<0.5	0	<0.5	<0.1	0	<0.5	<0.5	0	<0.5	<0.1	0	<0.5	<0.5
Anthracene	mg/kg	0.1	<0.5	<0.5	0	<0.5	<0.1	0	<0.5	<0.5	0	<0.5	<0.1	0	<0.5	<0.5	0	<0.5	<0.1	0	<0.5	<0.5
Benz(a)anthracene	mg/kg	0.1	<0.5	<0.5	0	<0.5	<0.1	0	<0.5	<0.5	0	<0.5	<0.1	0	<0.5	<0.5	0	<0.5	<0.1	0	<0.5	<0.5
1-Chloronaphthalene	mg/kg	0.5	<0.5	<0.5	0	<0.5	-	-	<0.5	<0.5	0	<0.5	-	-	-	-	-	-	-	-	-	-
2-Chloronaphthalene	mg/kg	0.5	<0.5	<0.5	0	<0.5	<0.5	0	<0.5	<0.5	0	<0.5	<0.5	0	-	-	-	-	-	-	-	-
2-Methylnaphthalene	mg/kg	0.5	<0.5	<0.5	0	<0.5	<0.5	0	<0.5	<0.5	0	<0.5	<0.5	0	-	-	-	-	-	-	-	-
Acetophenone	mg/kg	0.5	<0.5	<0.5	0	<0.5	<1	0	<0.5	<0.5	0	<0.5	<1	0	-	-	-	-	-	-	-	-
Benzo(a)pyrene	mg/kg	0.05	<0.5	<0.5	0	<0.5	<0.05	0	<0.5	<0.5	0	<0.5	<0.05	0	<0.5	<0.5	0	<0.5	<0.05	0	<0.5	<0.5
Benzo(b+j)fluoranthene	mg/kg	0.5	<0.5	<0.5	0	<0.5	-	-	<0.5	<0.5	0	<0.5	-	-	<0.5	<0.5	0	<0.5	-	-	<0.5	<0.5
Benzo(g,h,i)perylene	mg/kg	0.1	<0.5	<0.5	0	<0.5	<0.1	0	<0.5	<0.5	0	<0.5	<0.1	0	<0.5	<0.5	0	<0.5	<0.1	0	<0.5	<0.5
Benzo(b+j+k)fluoranthene	mg/kg	0.2	-	-	-	-	<0.2	-	-	-	-	-	<0.2	-	-	-	-	-	<0.2	-	-	-
Benzo(k)fluoranthene	mg/kg	0.5	<0.5	<0.5	0	<0.5	-	-	<0.5	<0.5	0	<0.5	-	-	<0.5	<0.5	0	<0.5	-	-	<0.5	<0.5
Chrysene	mg/kg	0.1	<0.5	<0.5	0	<0.5	<0.1	0	<0.5	<0.5	0	<0.5	<0.1	0	<0.5	<0.5	0	<0.5	<0.1	0	<0.5	<0.5
7,12-Dimethylbenz(a)anthracene	mg/kg	0.5	<0.5	<0.5	0	<0.5	<0.5	0	<0.5	<0.5	0	<0.5	<0.5	0	-	-	-	-	-	-	-	-
Dibenz(a,h)anthracene	mg/kg	0.1	<0.5	<0.5	0	<0.5	<0.1	0	<0.5	<0.5	0	<0.5	<0.1	0	<0.5	<0.5	0	<0.5	<0.1	0	<0.5	<0.5
Fluoranthene	mg/kg	0.1	<0.5	<0.5	0	<0.5	<0.1	0	<0.5	<0.5	0	<0.5	<0.1	0	<0.5	<0.5	0	<0.5	<0.1	0	<0.5	<0.5
Fluorene	mg/kg	0.1	<0.5	<0.5	0	<0.5	<0.1	0	<0.5	<0.5	0	<0.5	<0.1	0	<0.5	<0.5	0	<0.5	<0.1	0	<0.5	<0.5
3-Methylcholanthrene	mg/kg	0.5	<0.5	<0.5	0	<0.5	<0.5	0	<0.5	<0.5	0	<0.5	<0.5	0	-	-	-	-	-	-	-	-
Indeno(1,2,3-c,d)pyrene	mg/kg	0.1	<0.5	<0.5	0	<0.5	<0.1	0	<0.5	<0.5	0	<0.5	<0.1	0	<0.5	<0.5	0	<0.5	<0.1	0	<0.5	<0.5
Naphthalene	mg/kg	0.1	<0.5	<0.5	0	<0.5	<0.1	0	<0.5	<0.5	0	<0.5	<0.1	0	<0.5	<0.5	0	<0.5	<0.1	0	<0.5	<0.5
Phenanthrene	mg/kg	0.1	<0.5	<0.5	0	<0.5	<0.1	0	<0.5	<0.5	0	<0.5	<0.1	0	<0.5	<0.5	0	<0.5	<0.1	0	<0.5	<0.5
Pyrene	mg/kg	0.1	<0.5	<0.5	0	<0.5	<0.1	0	<0.5	<0.5	0	<0.5	<0.1	0	<0.5	<0.5	0	<0.5	<0.1	0	<0.5	<0.5
Benzo(a)pyrene TEQ (Zero)	mg/kg	0.5	<0.5	<0.5	0	<0.5	<0.5	0	<0.5	<0.5	0	<0.5	<0.5	0	<0.5	<0.5	0	<0.5	<0.5	0	<0.5	<0.5
Sum of Polycyclic aromatic hydrocarbons (PAH)	mg/kg	0.5	<0.5	<0.5	0	<0.5	-	-	<0.5	<0.5	0	<0.5	-	-	<0.5	<0.5	0	<0.5	-	-	<0.5	<0.5
Total Positive PAHs	mg/kg	0.05	-	-	-	-	<0.05	-	-	-	-	-	<0.05	-	-	-	-	-	<0.05	-	-	-
Phenols																						
2-Methylphenol	mg/kg	0.2	<0.2	<0.2	0	<0.2	<0.5	0	<0.2	<0.2	0	<0.2	<0.5	0	-	-	-	-	-	-	-	-
2-Nitrophenol	mg/kg	0.5	<1	<1	0	<1	<0.5	0	<1	<1	0	<1	<0.5	0	-	-	-	-	-	-	-	-
2,4-Dimethylphenol	mg/kg	0.5	<0.5	<0.5	0	<0.5	<0.5	0	<0.5	<0.5	0	<0.5	<0.5	0	-	-	-	-	-	-	-	-
2,4-Dinitrophenol	mg/kg	5	<5	<5	0	<5	<10	0	<5	<5	0	<5	<10	0	-	-	-	-	-	-	-	-
3-&4-Methylphenol (m&p-cresol)	mg/kg	0.4	<0.4	<0.4	0	<0.4	<1	0	<0.4	<0.4	0	<0.4	<1	0	-	-	-	-	-	-	-	-
4-Chloro-3-methylphenol	mg/kg	1	<1	<1	0	<1	<5	0	<1	<1	0	<1	<5	0	-	-	-	-	-	-	-	-
4-Nitrophenol	mg/kg	5	<5	<5	0	<5	<10	0	<5	<5	0	<5	<10	0	-	-	-	-	-	-	-	-
4,6-Dinitro-2-methylphenol	mg/kg	5	<5	<5	0	<5	<10	0	<5	<5	0	<5	<10	0	-	-	-	-	-	-	-	-
Phenol	mg/kg	0.5	<0.5	<0.5	0	<0.5	<0.5	0	<0.5	<0.5	0	<0.5	<0.5	0	-	-	-	-	-	-	-	-
Halogenated Phenols																						
2,4,5-Trichlorophenol	mg/kg	0.5	<1	<1	0	<1	<0.5	0	<1	<1	0	<1	<0.5	0	-	-	-	-	-	-	-	-
2,4,6-Trichlorophenol	mg/kg	0.5	<1	<1	0	<1	<0.5	0	<1	<1	0	<1	<0.5	0	-	-	-	-	-	-	-	-
2,4-Dichlorophenol	mg/kg	0.5	<0.5	<0.5	0	<0.5	<0.5	0	<0.5	<0.5	0	<0.5	<0.5	0	-	-	-	-	-	-	-	-
2,6-Dichlorophenol	mg/kg	0.5	<0.5	<0.5	0	<0.5	<0.5	0	<0.5	<0.5	0	<0.5	<0.5	0	-	-	-	-	-	-	-	-
2-Chlorophenol	mg/kg	0.5	<0.5	<0.5	0	<0.5	<0.5	0	<0.5	<0.5	0	<0.5	<0.5	0	-	-	-	-	-	-	-	-
Pentachlorophenol	mg/kg	1	<1	<1	0	<1	<5	0	<1	<1	0	<1	<5	0	-	-	-	-	-	-	-	-
2,3,4,6-Tetrachlorophenol	mg/kg	0.5	<0.5	<0.5	0	<0.5	<0.5	0	<0.5	<0.5	0	<0.5	<0.5	0	-	-	-	-	-	-	-	-
MAH																						
1,2,4-Trimethylbenzene	mg/kg	0.5	<0.5	<0.5	0	<0.5	<1	0	<0.5	<0.5	0	<0.5	<1	0	<0.5	-	-	<0.5	-	-	-	-
1,3,5-Trimethylbenzene	mg/kg	0.5	<0.5	<0.5	0	<0.5	<1	0	<0.5	<0.5	0	<0.5	<1	0	<0.5	-	-	<0.5	-	-	-	-
Isopropylbenzene	mg/kg	0.5	<0.5	<0.5	0	<0.5	<1	0	<0.5	<0.5	0	<0.5	<1	0	<0.5	-	-	<0.5	-	-	-	-
n-Butylbenzene	mg/kg	1	-	-	-	-	<1	-	-	-	-	-	<1	-	-	-	-	-	-	-	-	-
n-Propylbenzene	mg/kg	1	-	-	-	-	<1	-	-	-	-	-	<1	-	-	-	-	-	-	-	-	-
p-Isopropyltoluene	mg/kg	1	-	-	-	-	<1	-	-	-	-	-	<1	-	-	-	-	-	-	-	-	-
sec-Butylbenzene	mg/kg	1	-	-	-	-	<1	-	-	-	-	-	<1	-	-	-	-	-	-	-	-	-
tert-Butylbenzene	mg/kg	1	-	-	-	-	<1	-	-	-	-	-	<1	-	-	-	-	-	-	-	-	-
Styrene	mg/kg	0.5	<0.5	<0.5	0	<0.5	<1	0	<0.5	<0.5	0	<0.5	<1	0	<0.5	-	-	<0.5	-	-	-	-
Total Monocylic Aromatic Hydrocarbons	mg/kg	0.5	<0.5	<0.5	0	<0.5	-	-	<0.5	<0.5	0	<0.5	-	-	<0.5	-	-	<0.5	-	-	-	-
Halogenated Benzenes																						
1,2,3-Trichlorobenzene	mg/kg	0.5	<0.5	<0.5	0	<0.5	<1	0	<0.5	<0.5	0	<0.5	<1	0	-	-	-	-	-	-	-	-

Table I2: Soil RPDs
Smithfield

		Location Code		SB44	SB44	
		Field ID		SB44_1.9-2.0	QC201	
		Date		20/04/2024	20/04/2024	
		Sample Type		Normal	Interlab_D	
		Lab Report No.	RPD	1090330	349455	RPD
	Unit	EQL				
Metals						
Arsenic	mg/kg	2	143	18	5	113
Cadmium	mg/kg	0.4	0	<0.4	<0.4	0
Chromium	mg/kg	1	4	5.2	4	26
Copper	mg/kg	1	19	17	22	26
Lead	mg/kg	1	18	10	14	33
Mercury	mg/kg	0.1	0	<0.1	<0.1	0
Nickel	mg/kg	1	0	<5	8	46
Zinc	mg/kg	1	7	14	25	**56**
BTEX						
Benzene	mg/kg	0.1	0	<0.1	<0.2	0
Toluene	mg/kg	0.1	0	<0.1	<0.5	0
Ethylbenzene	mg/kg	0.1	0	<0.1	<1	0
Xylene (m & p)	mg/kg	0.2	0	<0.2	<2	0
Xylene (o)	mg/kg	0.1	0	<0.1	<1	0
Total Xylene	mg/kg	0.3	0	<0.3	<1	0
Total Petroleum Hydrocarbons						
C6-C9 Fraction	mg/kg	20	0	<20	<25	0
C10-C14 Fraction	mg/kg	20	0	<20	<50	0
C15-C28 Fraction	mg/kg	50	0	<50	<100	0
C29-C36 Fraction	mg/kg	50	0	<50	<100	0
C10-C36 Fraction (Sum)	mg/kg	50	0	<50	<50	0
Total Recoverable Hydrocarbons						
C6-C10 Fraction	mg/kg	20	0	<20	<25	0
C6-C10 Fraction minus BTEX (F1)	mg/kg	20	0	<20	<25	0
>C10-C16 Fraction	mg/kg	50	0	<50	<50	0
>C10-C16 Fraction minus naphthalene (F2)	mg/kg	50	0	<50	<50	0
>C16-C34 Fraction	mg/kg	100	0	<100	<100	0
>C34-C40 Fraction	mg/kg	100	0	<100	<100	0
>C10-C40 Fraction (Sum)	mg/kg	50	0	<100	<50	0
PAHs						
Acenaphthene	mg/kg	0.1	0	<0.5	<0.1	0
Acenaphthylene	mg/kg	0.1	0	<0.5	<0.1	0
Anthracene	mg/kg	0.1	0	<0.5	<0.1	0
Benz(a)anthracene	mg/kg	0.1	0	<0.5	<0.1	0
1-Chloronaphthalene	mg/kg	0.5	-	-	-	-
2-Chloronaphthalene	mg/kg	0.5	-	-	-	-
2-Methylnaphthalene	mg/kg	0.5	-	-	-	-
Acetophenone	mg/kg	0.5	-	-	-	-
Benzo(a)pyrene	mg/kg	0.05	0	<0.5	<0.05	0
Benzo(b+j)fluoranthene	mg/kg	0.5	0	<0.5	-	-
Benzo(g,h,i)perylene	mg/kg	0.1	0	<0.5	<0.1	0
Benzo(b+j+k)fluoranthene	mg/kg	0.2	-	-	<0.2	-
Benzo(k)fluoranthene	mg/kg	0.5	0	<0.5	-	-
Chrysene	mg/kg	0.1	0	<0.5	<0.1	0
7,12-Dimethylbenz(a)anthracene	mg/kg	0.5	-	-	-	-
Dibenz(a,h)anthracene	mg/kg	0.1	0	<0.5	<0.1	0
Fluoranthene	mg/kg	0.1	0	<0.5	<0.1	0
Fluorene	mg/kg	0.1	0	<0.5	<0.1	0
3-Methylcholanthrene	mg/kg	0.5	-	-	-	-
Indeno(1,2,3-c,d)pyrene	mg/kg	0.1	0	<0.5	<0.1	0
Naphthalene	mg/kg	0.1	0	<0.5	<0.1	0
Phenanthrene	mg/kg	0.1	0	<0.5	<0.1	0
Pyrene	mg/kg	0.1	0	<0.5	<0.1	0
Benzo(a)pyrene TEQ (Zero)	mg/kg	0.5	0	<0.5	<0.5	0
Sum of Polycyclic aromatic hydrocarbons (PAH)	mg/kg	0.5	0	<0.5	-	-
Total Positive PAHs	mg/kg	0.05	-	-	<0.05	-
Phenols						
2-Methylphenol	mg/kg	0.2	-	-	-	-
2-Nitrophenol	mg/kg	0.5	-	-	-	-
2,4-Dimethylphenol	mg/kg	0.5	-	-	-	-
2,4-Dinitrophenol	mg/kg	5	-	-	-	-
3-&4-Methylphenol (m&p-cresol)	mg/kg	0.4	-	-	-	-
4-Chloro-3-methylphenol	mg/kg	1	-	-	-	-
4-Nitrophenol	mg/kg	5	-	-	-	-
4,6-Dinitro-2-methylphenol	mg/kg	5	-	-	-	-
Phenol	mg/kg	0.5	-	-	-	-
Halogenated Phenols						
2,4,5-Trichlorophenol	mg/kg	0.5	-	-	-	-
2,4,6-Trichlorophenol	mg/kg	0.5	-	-	-	-
2,4-Dichlorophenol	mg/kg	0.5	-	-	-	-
2,6-Dichlorophenol	mg/kg	0.5	-	-	-	-
2-Chlorophenol	mg/kg	0.5	-	-	-	-
Pentachlorophenol	mg/kg	1	-	-	-	-
2,3,4,6-Tetrachlorophenol	mg/kg	0.5	-	-	-	-
MAH						
1,2,4-Trimethylbenzene	mg/kg	0.5	-	-	-	-
1,3,5-Trimethylbenzene	mg/kg	0.5	-	-	-	-
Isopropylbenzene	mg/kg	0.5	-	-	-	-
n-Butylbenzene	mg/kg	1	-	-	-	-
n-Propylbenzene	mg/kg	1	-	-	-	-
p-Isopropyltoluene	mg/kg	1	-	-	-	-
sec-Butylbenzene	mg/kg	1	-	-	-	-
tert-Butylbenzene	mg/kg	1	-	-	-	-
Styrene	mg/kg	0.5	-	-	-	-
Total Monocylic Aromatic Hydrocarbons	mg/kg	0.5	-	-	-	-
Halogenated Benzenes						
1,2,3-Trichlorobenzene	mg/kg	0.5	-	-	-	-

Table I2: Soil RPDs
Smithfield

		Location Code	MW05	MW05		MW05	MW05		SB27	SB27		SB27	SB27		SB42	SB42		SB42	SB42		SB44	SB44
		Field ID	MW05_0-0.1	QC100		MW05_0-0.1	QC200		SB27_0.5-0.6	QC101		SB27_0.5-0.6	QC201		SB42_0-0.1	QC100		SB42_0-0.1	QC200		SB44_1.9-2.0	QC101
		Date	05/02/2024	05/02/2024		05/02/2024	05/02/2024		16/02/2024	16/02/2024		16/02/2024	16/02/2024		20/04/2024	20/04/2024		20/04/2024	20/04/2024		20/04/2024	20/04/2024
		Sample Type	Normal	Field_D		Normal	Interlab_D		Normal	Field_D		Normal	Interlab_D		Normal	Field_D		Normal	Interlab_D		Normal	Field_D
		Lab Report No.	1066481	1066481	RPD	1066481	343138	RPD	1070199	1070199	RPD	1070199	344413	RPD	1090330	1090330	RPD	1090330	349455	RPD	1090330	1090330
	Unit	EQL																				
1,2-Dichlorobenzene	mg/kg	0.5	<0.5	<0.5	0	<0.5	<0.5	0	<0.5	<0.5	0	<0.5	<0.5	0	<0.5	-	-	<0.5	-	-	-	-
1,2,3,4-Tetrachlorobenzene	mg/kg	0.5	<0.5	<0.5	0	<0.5	-	-	<0.5	<0.5	0	<0.5	-	-	-	-	-	-	-	-	-	-
1,2,3,5-Tetrachlorobenzene	mg/kg	0.5	<0.5	<0.5	0	<0.5	-	-	<0.5	<0.5	0	<0.5	-	-	-	-	-	-	-	-	-	-
1,2,4,5-Tetrachlorobenzene	mg/kg	0.5	<0.5	<0.5	0	<0.5	<1	0	<0.5	<0.5	0	<0.5	<1	0	-	-	-	-	-	-	-	-
1,2,4-Trichlorobenzene	mg/kg	0.5	<0.5	<0.5	0	<0.5	<0.5	0	<0.5	<0.5	0	<0.5	<0.5	0	-	-	-	-	-	-	-	-
1,3-Dichlorobenzene	mg/kg	0.5	<0.5	<0.5	0	<0.5	<0.5	0	<0.5	<0.5	0	<0.5	<0.5	0	<0.5	-	-	<0.5	-	-	-	-
1,3,5-Trichlorobenzene	mg/kg	0.5	<0.5	<0.5	0	<0.5	-	-	<0.5	<0.5	0	<0.5	-	-	-	-	-	-	-	-	-	-
2-Chlorotoluene	mg/kg	1	-	-	-	-	<1	-	-	-	-	-	<1	-	-	-	-	-	-	-	-	-
1,4-Dichlorobenzene	mg/kg	0.5	<0.5	<0.5	0	<0.5	<0.5	0	<0.5	<0.5	0	<0.5	<0.5	0	<0.5	-	-	<0.5	-	-	-	-
4-Chlorotoluene	mg/kg	0.5	<0.5	<0.5	0	<0.5	<1	0	<0.5	<0.5	0	<0.5	<1	0	<0.5	-	-	<0.5	-	-	-	-
Bromobenzene	mg/kg	0.5	<0.5	<0.5	0	<0.5	<1	0	<0.5	<0.5	0	<0.5	<1	0	<0.5	-	-	<0.5	-	-	-	-
Chlorobenzene	mg/kg	0.5	<0.5	<0.5	0	<0.5	<1	0	<0.5	<0.5	0	<0.5	<1	0	<0.5	-	-	<0.5	-	-	-	-
Pentachlorobenzene	mg/kg	0.5	<0.5	<0.5	0	<0.5	<0.5	0	<0.5	<0.5	0	<0.5	<0.5	0	-	-	-	-	-	-	-	-
Halogenated Hydrocarbons																						
1,2-Dibromoethane	mg/kg	0.5	<0.5	<0.5	0	<0.5	<1	0	<0.5	<0.5	0	<0.5	<1	0	<0.5	-	-	<0.5	-	-	-	-
Bromomethane	mg/kg	0.5	<0.5	<0.5	0	<0.5	<1	0	<0.5	<0.5	0	<0.5	<1	0	<0.5	-	-	<0.5	-	-	-	-
Dichlorodifluoromethane	mg/kg	0.5	<0.5	<0.5	0	<0.5	<1	0	<0.5	<0.5	0	<0.5	<1	0	<0.5	-	-	<0.5	-	-	-	-
Iodomethane	mg/kg	0.5	<0.5	<0.5	0	<0.5	-	-	<0.5	<0.5	0	<0.5	-	-	<0.5	-	-	<0.5	-	-	-	-
Trichlorofluoromethane	mg/kg	0.5	<0.5	<0.5	0	<0.5	<1	0	<0.5	<0.5	0	<0.5	<1	0	<0.5	-	-	<0.5	-	-	-	-
Chlorinated Hydrocarbons																						
1,1-Dichloropropene	mg/kg	1	-	-	-	-	<1	-	-	-	-	-	<1	-	-	-	-	-	-	-	-	-
1,1-Dichloroethane	mg/kg	0.5	<0.5	<0.5	0	<0.5	<1	0	<0.5	<0.5	0	<0.5	<1	0	<0.5	-	-	<0.5	-	-	-	-
1,1-Dichloroethene	mg/kg	0.5	<0.5	<0.5	0	<0.5	<1	0	<0.5	<0.5	0	<0.5	<1	0	<0.5	-	-	<0.5	-	-	-	-
1,1,1,2-Tetrachloroethane	mg/kg	0.5	<0.5	<0.5	0	<0.5	<1	0	<0.5	<0.5	0	<0.5	<1	0	<0.5	-	-	<0.5	-	-	-	-
1,1,1-Trichloroethane	mg/kg	0.5	<0.5	<0.5	0	<0.5	<1	0	<0.5	<0.5	0	<0.5	<1	0	<0.5	-	-	<0.5	-	-	-	-
1,2-Dibromo-3-chloropropane	mg/kg	1	-	-	-	-	<1	-	-	-	-	-	<1	-	-	-	-	-	-	-	-	-
1,1,2-Trichloroethane	mg/kg	0.5	<0.5	<0.5	0	<0.5	<1	0	<0.5	<0.5	0	<0.5	<1	0	<0.5	-	-	<0.5	-	-	-	-
1,1,2,2-Tetrachloroethane	mg/kg	0.5	<0.5	<0.5	0	<0.5	<1	0	<0.5	<0.5	0	<0.5	<1	0	<0.5	-	-	<0.5	-	-	-	-
1,2,3-Trichloropropane	mg/kg	0.5	<0.5	<0.5	0	<0.5	<1	0	<0.5	<0.5	0	<0.5	<1	0	<0.5	-	-	<0.5	-	-	-	-
1,2-Dichloroethane	mg/kg	0.5	<0.5	<0.5	0	<0.5	<1	0	<0.5	<0.5	0	<0.5	<1	0	<0.5	-	-	<0.5	-	-	-	-
1,3-Dichloropropane	mg/kg	0.5	<0.5	<0.5	0	<0.5	<1	0	<0.5	<0.5	0	<0.5	<1	0	<0.5	-	-	<0.5	-	-	-	-
1,2-Dichloropropane	mg/kg	0.5	<0.5	<0.5	0	<0.5	<1	0	<0.5	<0.5	0	<0.5	<1	0	<0.5	-	-	<0.5	-	-	-	-
2,2-Dichloropropane	mg/kg	1	-	-	-	-	<1	-	-	-	-	-	<1	-	-	-	-	-	-	-	-	-
Bromochloromethane	mg/kg	0.5	<0.5	<0.5	0	<0.5	<1	0	<0.5	<0.5	0	<0.5	<1	0	<0.5	-	-	<0.5	-	-	-	-
Benzyl Chloride	mg/kg	0.5	<0.5	<0.5	0	<0.5	-	-	<0.5	<0.5	0	<0.5	-	-	-	-	-	-	-	-	-	-
Bromodichloromethane	mg/kg	0.5	<0.5	<0.5	0	<0.5	<1	0	<0.5	<0.5	0	<0.5	<1	0	<0.5	-	-	<0.5	-	-	-	-
Bromoform	mg/kg	0.5	<0.5	<0.5	0	<0.5	<1	0	<0.5	<0.5	0	<0.5	<1	0	<0.5	-	-	<0.5	-	-	-	-
Carbon Tetrachloride	mg/kg	0.5	<0.5	<0.5	0	<0.5	<1	0	<0.5	<0.5	0	<0.5	<1	0	<0.5	-	-	<0.5	-	-	-	-
Chlorodibromomethane	mg/kg	0.5	<0.5	<0.5	0	<0.5	<1	0	<0.5	<0.5	0	<0.5	<1	0	<0.5	-	-	<0.5	-	-	-	-
Chloroethane	mg/kg	0.5	<0.5	<0.5	0	<0.5	<1	0	<0.5	<0.5	0	<0.5	<1	0	<0.5	-	-	<0.5	-	-	-	-
Chloroform	mg/kg	0.5	<0.5	<0.5	0	<0.5	<1	0	<0.5	<0.5	0	<0.5	<1	0	<0.5	-	-	<0.5	-	-	-	-
Chloromethane	mg/kg	0.5	<0.5	<0.5	0	<0.5	<1	0	<0.5	<0.5	0	<0.5	<1	0	<0.5	-	-	<0.5	-	-	-	-
cis-1,2-Dichloroethene	mg/kg	0.5	<0.5	<0.5	0	<0.5	<1	0	<0.5	<0.5	0	<0.5	<1	0	<0.5	-	-	<0.5	-	-	-	-
Dibromomethane	mg/kg	0.5	<0.5	<0.5	0	<0.5	<1	0	<0.5	<0.5	0	<0.5	<1	0	<0.5	-	-	<0.5	-	-	-	-
cis-1,3-Dichloropropene	mg/kg	0.5	<0.5	<0.5	0	<0.5	<1	0	<0.5	<0.5	0	<0.5	<1	0	<0.5	-	-	<0.5	-	-	-	-
Dichloromethane	mg/kg	0.5	<0.5	<0.5	0	<0.5	-	-	<0.5	<0.5	0	<0.5	-	-	<0.5	-	-	<0.5	-	-	-	-
Hexachlorobutadiene	mg/kg	0.5	<0.5	<0.5	0	<0.5	<0.5	0	<0.5	<0.5	0	<0.5	<0.5	0	-	-	-	-	-	-	-	-
Hexachlorocyclopentadiene	mg/kg	1	<1	<1	0	<1	<2	0	<1	<1	0	<1	<2	0	-	-	-	-	-	-	-	-
Pentachloroethane	mg/kg	0.5	-	-	-	-	<0.5	-	-	-	-	-	<0.5	-	-	-	-	-	-	-	-	-
Hexachloroethane	mg/kg	0.5	<0.5	<0.5	0	<0.5	<0.5	0	<0.5	<0.5	0	<0.5	<0.5	0	-	-	-	-	-	-	-	-
Tetrachloroethene	mg/kg	0.5	<0.5	<0.5	0	<0.5	<1	0	<0.5	<0.5	0	<0.5	<1	0	<0.5	-	-	<0.5	-	-	-	-
trans-1,2-Dichloroethene	mg/kg	0.5	<0.5	<0.5	0	<0.5	<1	0	<0.5	<0.5	0	<0.5	<1	0	<0.5	-	-	<0.5	-	-	-	-
trans-1,3-Dichloropropene	mg/kg	0.5	<0.5	<0.5	0	<0.5	<1	0	<0.5	<0.5	0	<0.5	<1	0	<0.5	-	-	<0.5	-	-	-	-
Trichloroethene	mg/kg	0.5	<0.5	<0.5	0	<0.5	<1	0	<0.5	<0.5	0	<0.5	<1	0	<0.5	-	-	<0.5	-	-	-	-
Vinyl Chloride	mg/kg	0.5	<0.5	<0.5	0	<0.5	<1	0	<0.5	<0.5	0	<0.5	<1	0	<0.5	-	-	<0.5	-	-	-	-
Total Chlorinated Hydrocarbons	mg/kg	0.5	<0.5	<0.5	0	<0.5	-	-	<0.5	<0.5	0	<0.5	-	-	<0.5	-	-	<0.5	-	-	-	-
Total Other Chlorinated Hydrocarbons	mg/kg	0.5	<0.5	<0.5	0	<0.5	-	-	<0.5	<0.5	0	<0.5	-	-	<0.5	-	-	<0.5	-	-	-	-
Solvents																						
Methyl Ethyl Ketone (MEK)	mg/kg	0.5	<0.5	<0.5	0	<0.5	-	-	<0.5	<0.5	0	<0.5	-	-	<0.5	-	-	<0.5	-	-	-	-
4-Methyl-2-pentanone	mg/kg	0.5	<0.5	<0.5	0	<0.5	-	-	<0.5	<0.5	0	<0.5	-	-	<0.5	-	-	<0.5	-	-	-	-
Acetone	mg/kg	0.5	<0.5	<0.5	0	<0.5	-	-	<0.5	<0.5	0	<0.5	-	-	<0.5	-	-	<0.5	-	-	-	-
Allyl chloride	mg/kg	0.5	<0.5	<0.5	0	<0.5	-	-	<0.5	<0.5	0	<0.5	-	-	<0.5	-	-	<0.5	-	-	-	-
Carbon disulfide	mg/kg	0.5	<0.5	<0.5	0	<0.5	-	-	<0.5	<0.5	0	<0.5	-	-	<0.5	-	-	<0.5	-	-	-	-
Cyclohexane	mg/kg	1	-	-	-	-	<1	-	-	-	-	-	<1	-	-	-	-	-	-	-	-	-
Isophorone	mg/kg	1	-	-	-	-	<1	-	-	-	-	-	<1	-	-	-	-	-	-	-	-	-
Explosives																						
1,3-Dinitrobenzene	mg/kg	1	-	-	-	-	<1	-	-	-	-	-	<1	-	-	-	-	-	-	-	-	-
2,4-Dinitrotoluene	mg/kg	0.5	<0.5	<0.5	0	<0.5	-	-	<0.5	<0.5	0	<0.5	-	-	-	-	-	-	-	-	-	-
2,6-Dinitrotoluene	mg/kg	1	<1	<1	0	<1	<1	0	<1	<1	0	<1	<1	0	-	-	-	-	-	-	-	-
Nitrobenzene	mg/kg	0.5	<0.5	<0.5	0	<0.5	<1	0	<0.5	<0.5	0	<0.5	<1	0	-	-	-	-	-	-	-	-
Nitroaromatics																						
2-Picoline	mg/kg	0.5	<0.5	<0.5	0	<0.5	-	-	<0.5	<0.5	0	<0.5	-	-	-	-	-	-	-	-	-	-
4-Aminobiphenyl	mg/kg	0.5	<0.5	<0.5	0	<0.5	-	-	<0.5	<0.5	0	<0.5	-	-	-	-	-	-	-	-	-	-
Pentachloronitrobenzene	mg/kg	0.5	<0.5	<0.5	0	<0.5	<1	0	<0.5	<0.5	0	<0.5	<1	0	-	-	-	-	-	-	-	-
Amino Aromatics																						
1-naphthylamine	mg/kg	0.5	<0.5	<0.5	0	<0.5	<1	0	<0.5	<0.5	0	<0.5	<1	0	-	-	-	-	-	-	-	-
2-naphthylamine	mg/kg	0.5	<0.5	<0.5	0	<0.5	<1	0	<0.5	<0.5	0	<0.5	<1	0	-	-	-	-	-	-	-	-
Diphenylamine	mg/kg	0.5	<0.5	<0.5	0	<0.5	<1	0	<0.5	<0.5	0	<0.5	<1	0	-	-	-	-	-	-	-	-
Anilines																						
2-nitroaniline	mg/kg	1	<1	<1	0	<1	<1	0	<1	<1	0	<1	<1	0	-	-	-	-	-	-	-	-
3-nitroaniline	mg/kg	1	-	-	-	-	<1	-	-	-	-	-	<1	-	-	-	-	-	-	-	-	-
4-chloroaniline	mg/kg	1	-	-	-	-	<1	-	-	-	-	-	<1	-	-	-	-	-	-	-	-	-
4-nitroaniline	mg/kg	1	-	-	-	-	<1	-	-	-	-	-	<1	-	-	-	-	-	-	-	-	-
2-methyl-5-nitroaniline	mg/kg	1	-	-	-	-	<1	-	-	-	-	-	<1	-	-	-	-	-	-	-	-	-
Aniline	mg/kg	0.5	<0.5	<0.5	0	<0.5	<1	0	<0.5	<0.5	0	<0.5	<1	0	-	-	-	-	-	-	-	-
SVOCs																						
Bis(2-chloro-1-methylethyl) ether	mg/kg	0.5	<0.5	<0.5	0	<0.5	<1	0	<0.5	<0.5	0	<0.5	<1	0	-	-	-	-	-	-	-	-
Dibenz(a,j)acridine	mg/kg	0.5	<0.5	<0.5	0	<0.5	-	-	<0.5	<0.5	0	<0.5	-	-	-	-	-	-	-	-	-	-

Table I2: Soil RPDs
Smithfield

		Location Code		SB44	SB44	
		Field ID		SB44_1.9-2.0	QC201	
		Date		20/04/2024	20/04/2024	
		Sample Type		Normal	Interlab_D	
		Lab Report No.	RPD	1090330	349455	RPD
	Unit	EQL				
1,2-Dichlorobenzene	mg/kg	0.5	-	-	-	-
1,2,3,4-Tetrachlorobenzene	mg/kg	0.5	-	-	-	-
1,2,3,5-Tetrachlorobenzene	mg/kg	0.5	-	-	-	-
1,2,4,5-Tetrachlorobenzene	mg/kg	0.5	-	-	-	-
1,2,4-Trichlorobenzene	mg/kg	0.5	-	-	-	-
1,3-Dichlorobenzene	mg/kg	0.5	-	-	-	-
1,3,5-Trichlorobenzene	mg/kg	0.5	-	-	-	-
2-Chlorotoluene	mg/kg	1	-	-	-	-
1,4-Dichlorobenzene	mg/kg	0.5	-	-	-	-
4-Chlorotoluene	mg/kg	0.5	-	-	-	-
Bromobenzene	mg/kg	0.5	-	-	-	-
Chlorobenzene	mg/kg	0.5	-	-	-	-
Pentachlorobenzene	mg/kg	0.5	-	-	-	-
Halogenated Hydrocarbons						
1,2-Dibromoethane	mg/kg	0.5	-	-	-	-
Bromomethane	mg/kg	0.5	-	-	-	-
Dichlorodifluoromethane	mg/kg	0.5	-	-	-	-
Iodomethane	mg/kg	0.5	-	-	-	-
Trichlorofluoromethane	mg/kg	0.5	-	-	-	-
Chlorinated Hydrocarbons						
1,1-Dichloropropene	mg/kg	1	-	-	-	-
1,1-Dichloroethane	mg/kg	0.5	-	-	-	-
1,1-Dichloroethene	mg/kg	0.5	-	-	-	-
1,1,1,2-Tetrachloroethane	mg/kg	0.5	-	-	-	-
1,1,1-Trichloroethane	mg/kg	0.5	-	-	-	-
1,2-Dibromo-3-chloropropane	mg/kg	1	-	-	-	-
1,1,2-Trichloroethane	mg/kg	0.5	-	-	-	-
1,1,2,2-Tetrachloroethane	mg/kg	0.5	-	-	-	-
1,2,3-Trichloropropane	mg/kg	0.5	-	-	-	-
1,2-Dichloroethane	mg/kg	0.5	-	-	-	-
1,3-Dichloropropane	mg/kg	0.5	-	-	-	-
1,2-Dichloropropane	mg/kg	0.5	-	-	-	-
2,2-Dichloropropane	mg/kg	1	-	-	-	-
Bromochloromethane	mg/kg	0.5	-	-	-	-
Benzyl Chloride	mg/kg	0.5	-	-	-	-
Bromodichloromethane	mg/kg	0.5	-	-	-	-
Bromoform	mg/kg	0.5	-	-	-	-
Carbon Tetrachloride	mg/kg	0.5	-	-	-	-
Chlorodibromomethane	mg/kg	0.5	-	-	-	-
Chloroethane	mg/kg	0.5	-	-	-	-
Chloroform	mg/kg	0.5	-	-	-	-
Chloromethane	mg/kg	0.5	-	-	-	-
cis-1,2-Dichloroethene	mg/kg	0.5	-	-	-	-
Dibromomethane	mg/kg	0.5	-	-	-	-
cis-1,3-Dichloropropene	mg/kg	0.5	-	-	-	-
Dichloromethane	mg/kg	0.5	-	-	-	-
Hexachlorobutadiene	mg/kg	0.5	-	-	-	-
Hexachlorocyclopentadiene	mg/kg	1	-	-	-	-
Pentachloroethane	mg/kg	0.5	-	-	-	-
Hexachloroethane	mg/kg	0.5	-	-	-	-
Tetrachloroethene	mg/kg	0.5	-	-	-	-
trans-1,2-Dichloroethene	mg/kg	0.5	-	-	-	-
trans-1,3-Dichloropropene	mg/kg	0.5	-	-	-	-
Trichloroethene	mg/kg	0.5	-	-	-	-
Vinyl Chloride	mg/kg	0.5	-	-	-	-
Total Chlorinated Hydrocarbons	mg/kg	0.5	-	-	-	-
Total Other Chlorinated Hydrocarbons	mg/kg	0.5	-	-	-	-
Solvents						
Methyl Ethyl Ketone (MEK)	mg/kg	0.5	-	-	-	-
4-Methyl-2-pentanone	mg/kg	0.5	-	-	-	-
Acetone	mg/kg	0.5	-	-	-	-
Allyl chloride	mg/kg	0.5	-	-	-	-
Carbon disulfide	mg/kg	0.5	-	-	-	-
Cyclohexane	mg/kg	1	-	-	-	-
Isophorone	mg/kg	1	-	-	-	-
Explosives						
1,3-Dinitrobenzene	mg/kg	1	-	-	-	-
2,4-Dinitrotoluene	mg/kg	0.5	-	-	-	-
2,6-Dinitrotoluene	mg/kg	1	-	-	-	-
Nitrobenzene	mg/kg	0.5	-	-	-	-
Nitroaromatics						
2-Picoline	mg/kg	0.5	-	-	-	-
4-Aminobiphenyl	mg/kg	0.5	-	-	-	-
Pentachloronitrobenzene	mg/kg	0.5	-	-	-	-
Amino Aromatics						
1-naphthylamine	mg/kg	0.5	-	-	-	-
2-naphthylamine	mg/kg	0.5	-	-	-	-
Diphenylamine	mg/kg	0.5	-	-	-	-
Anilines						
2-nitroaniline	mg/kg	1	-	-	-	-
3-nitroaniline	mg/kg	1	-	-	-	-
4-chloroaniline	mg/kg	1	-	-	-	-
4-nitroaniline	mg/kg	1	-	-	-	-
2-methyl-5-nitroaniline	mg/kg	1	-	-	-	-
Aniline	mg/kg	0.5	-	-	-	-
SVOCs						
Bis(2-chloro-1-methylethyl) ether	mg/kg	0.5	-	-	-	-
Dibenz(a,j)acridine	mg/kg	0.5	-	-	-	-

Table I2: Soil RPDs
Smithfield

senversa

		Location Code	MW05	MW05		MW05	MW05		SB27	SB27		SB27	SB27		SB42	SB42		SB42	SB42		SB44	SB44
		Field ID	MW05_0-0.1	QC100		MW05_0-0.1	QC200		SB27_0.5-0.6	QC101		SB27_0.5-0.6	QC201		SB42_0-0.1	QC100		SB42_0-0.1	QC200		SB44_1.9-2.0	QC101
		Date	05/02/2024	05/02/2024		05/02/2024	05/02/2024		16/02/2024	16/02/2024		16/02/2024	16/02/2024		20/04/2024	20/04/2024		20/04/2024	20/04/2024		20/04/2024	20/04/2024
		Sample Type	Normal	Field_D		Normal	Interlab_D		Normal	Field_D		Normal	Interlab_D		Normal	Field_D		Normal	Interlab_D		Normal	Field_D
		Lab Report No.	1066481	1066481	RPD	1066481	343138	RPD	1070199	1070199	RPD	1070199	344413	RPD	1090330	1090330	RPD	1090330	349455	RPD	1090330	1090330
	Unit	EQL																				
2-(Acetylamino) Fluorene	mg/kg	0.5	-	-	-	-	<0.5	-	-	-	-	-	<0.5	-	-	-	-	-	-	-	-	-
3,3-Dichlorobenzidine	mg/kg	0.5	<0.5	<0.5	0	<0.5	-	-	<0.5	<0.5	0	<0.5	-	-	-	-	-	-	-	-	-	-
4-(Dimethylamino) Azobenzene	mg/kg	0.5	<0.5	<0.5	0	<0.5	<1	0	<0.5	<0.5	0	<0.5	<1	0	-	-	-	-	-	-	-	-
4-Bromophenyl Phenyl Ether	mg/kg	0.5	<0.5	<0.5	0	<0.5	<1	0	<0.5	<0.5	0	<0.5	<1	0	-	-	-	-	-	-	-	-
4-Chlorophenyl Phenyl Ether	mg/kg	0.5	<0.5	<0.5	0	<0.5	<1	0	<0.5	<0.5	0	<0.5	<1	0	-	-	-	-	-	-	-	-
Azobenzene	mg/kg	1	-	-	-	-	<1	-	-	-	-	-	<1	-	-	-	-	-	-	-	-	-
Benzyl alcohol	mg/kg	1	-	-	-	-	<1	-	-	-	-	-	<1	-	-	-	-	-	-	-	-	-
Bis(2-chloroethoxy) methane	mg/kg	0.5	<0.5	<0.5	0	<0.5	<1	0	<0.5	<0.5	0	<0.5	<1	0	-	-	-	-	-	-	-	-
Bis(2-chloroethyl)ether	mg/kg	1	-	-	-	-	<1	-	-	-	-	-	<1	-	-	-	-	-	-	-	-	-
Carbazole	mg/kg	1	-	-	-	-	<1	-	-	-	-	-	<1	-	-	-	-	-	-	-	-	-
Dibenzofuran	mg/kg	0.5	<0.5	<0.5	0	<0.5	<1	0	<0.5	<0.5	0	<0.5	<1	0	-	-	-	-	-	-	-	-
Hexachloropropene	mg/kg	0.5	-	-	-	-	<0.5	-	-	-	-	-	<0.5	-	-	-	-	-	-	-	-	-
Isosafrole	mg/kg	1	-	-	-	-	<1	-	-	-	-	-	<1	-	-	-	-	-	-	-	-	-
Methapyrilene	mg/kg	1	-	-	-	-	<1	-	-	-	-	-	<1	-	-	-	-	-	-	-	-	-
N-Nitrosomorpholine	mg/kg	1	-	-	-	-	<1	-	-	-	-	-	<1	-	-	-	-	-	-	-	-	-
N-Nitrosopiperidine	mg/kg	0.5	<0.5	<0.5	0	<0.5	<1	0	<0.5	<0.5	0	<0.5	<1	0	-	-	-	-	-	-	-	-
Phenacetin	mg/kg	1	-	-	-	-	<1	-	-	-	-	-	<1	-	-	-	-	-	-	-	-	-
Amino Aliphatics																						
N-nitrosodi-n-butylamine	mg/kg	0.5	<0.5	<0.5	0	<0.5	<1	0	<0.5	<0.5	0	<0.5	<1	0	-	-	-	-	-	-	-	-
N-nitrosodi-n-propylamine	mg/kg	0.5	<0.5	<0.5	0	<0.5	<1	0	<0.5	<0.5	0	<0.5	<1	0	-	-	-	-	-	-	-	-
Organophosphorus Pesticides																						
Azinophos Methyl	mg/kg	0.5	-	-	-	-	<0.5	-	-	-	-	-	<0.5	-	-	-	-	-	-	-	-	-
Bromophos-ethyl	mg/kg	0.5	-	-	-	-	<0.5	-	-	-	-	-	<0.5	-	-	-	-	-	-	-	-	-
Chlorpyrifos	mg/kg	0.5	-	-	-	-	<0.5	-	-	-	-	-	<0.5	-	-	-	-	-	-	-	-	-
Chlorpyrifos-methyl	mg/kg	0.5	-	-	-	-	<0.5	-	-	-	-	-	<0.5	-	-	-	-	-	-	-	-	-
Coumaphos	mg/kg	0.5	-	-	-	-	<0.5	-	-	-	-	-	<0.5	-	-	-	-	-	-	-	-	-
Diazinon	mg/kg	0.5	-	-	-	-	<0.5	-	-	-	-	-	<0.5	-	-	-	-	-	-	-	-	-
Dichlorvos	mg/kg	0.5	-	-	-	-	<0.5	-	-	-	-	-	<0.5	-	-	-	-	-	-	-	-	-
Dimethoate	mg/kg	0.5	-	-	-	-	<0.5	-	-	-	-	-	<0.5	-	-	-	-	-	-	-	-	-
Disulfoton	mg/kg	0.5	-	-	-	-	<0.5	-	-	-	-	-	<0.5	-	-	-	-	-	-	-	-	-
Ethion	mg/kg	0.5	-	-	-	-	<0.5	-	-	-	-	-	<0.5	-	-	-	-	-	-	-	-	-
Ethyl methanesulfonate	mg/kg	1	-	-	-	-	<1	-	-	-	-	-	<1	-	-	-	-	-	-	-	-	-
Fenitrothion	mg/kg	0.5	-	-	-	-	<0.5	-	-	-	-	-	<0.5	-	-	-	-	-	-	-	-	-
Fenthion	mg/kg	0.5	-	-	-	-	<0.5	-	-	-	-	-	<0.5	-	-	-	-	-	-	-	-	-
Malathion	mg/kg	0.5	-	-	-	-	<0.5	-	-	-	-	-	<0.5	-	-	-	-	-	-	-	-	-
Methidathion	mg/kg	0.5	-	-	-	-	<0.5	-	-	-	-	-	<0.5	-	-	-	-	-	-	-	-	-
Methyl parathion	mg/kg	0.5	-	-	-	-	<0.5	-	-	-	-	-	<0.5	-	-	-	-	-	-	-	-	-
Mevinphos (Phosdrin)	mg/kg	0.5	-	-	-	-	<0.5	-	-	-	-	-	<0.5	-	-	-	-	-	-	-	-	-
Phorate	mg/kg	0.5	-	-	-	-	<0.5	-	-	-	-	-	<0.5	-	-	-	-	-	-	-	-	-
Ronnel	mg/kg	0.5	-	-	-	-	<0.5	-	-	-	-	-	<0.5	-	-	-	-	-	-	-	-	-
Safrole	mg/kg	1	-	-	-	-	<1	-	-	-	-	-	<1	-	-	-	-	-	-	-	-	-
Phosalone	mg/kg	0.5	-	-	-	-	<0.5	-	-	-	-	-	<0.5	-	-	-	-	-	-	-	-	-
Pesticides																						
Fenamiphos	mg/kg	0.5	-	-	-	-	<0.5	-	-	-	-	-	<0.5	-	-	-	-	-	-	-	-	-
Mirex	mg/kg	0.1	-	-	-	-	<0.1	-	-	-	-	-	<0.1	-	-	-	-	-	-	-	-	-
Parathion	mg/kg	0.5	-	-	-	-	<0.5	-	-	-	-	-	<0.5	-	-	-	-	-	-	-	-	-
Phthalates																						
Bis(2-ethylhexyl) Phthalate	mg/kg	5	<5	<5	0	<5	<5	0	<5	<5	0	<5	<5	0	-	-	-	-	-	-	-	-
Butyl Benzyl Phthalate	mg/kg	0.5	<0.5	<0.5	0	<0.5	<1	0	<0.5	<0.5	0	<0.5	<1	0	-	-	-	-	-	-	-	-
Diethyl Phthalate	mg/kg	0.5	<0.5	<0.5	0	<0.5	<1	0	<0.5	<0.5	0	<0.5	<1	0	-	-	-	-	-	-	-	-
Dimethyl Phthalate	mg/kg	0.5	<0.5	<0.5	0	<0.5	<1	0	<0.5	<0.5	0	<0.5	<1	0	-	-	-	-	-	-	-	-
Dibutyl Phthalate	mg/kg	0.5	<0.5	<0.5	0	<0.5	<1	0	<0.5	<0.5	0	<0.5	<1	0	-	-	-	-	-	-	-	-
Di-n-octyl Phthalate	mg/kg	0.5	<0.5	<0.5	0	<0.5	<1	0	<0.5	<0.5	0	<0.5	<1	0	-	-	-	-	-	-	-	-
Polychlorinated Biphenyls																						
Aroclor 1016	mg/kg	0.1	<0.1	<0.1	0	<0.1	<0.1	0	<0.1	<0.1	0	<0.1	<0.1	0	-	-	-	-	-	-	-	-
Aroclor 1221	mg/kg	0.1	<0.1	<0.1	0	<0.1	<0.1	0	<0.1	<0.1	0	<0.1	<0.1	0	-	-	-	-	-	-	-	-
Aroclor 1232	mg/kg	0.1	<0.1	<0.1	0	<0.1	<0.1	0	<0.1	<0.1	0	<0.1	<0.1	0	-	-	-	-	-	-	-	-
Aroclor 1242	mg/kg	0.1	<0.1	<0.1	0	<0.1	<0.1	0	<0.1	<0.1	0	<0.1	<0.1	0	-	-	-	-	-	-	-	-
Aroclor 1248	mg/kg	0.1	<0.1	<0.1	0	<0.1	<0.1	0	<0.1	<0.1	0	<0.1	<0.1	0	-	-	-	-	-	-	-	-
Aroclor 1254	mg/kg	0.1	<0.1	<0.1	0	<0.1	<0.1	0	<0.1	<0.1	0	<0.1	<0.1	0	-	-	-	-	-	-	-	-
Aroclor 1260	mg/kg	0.1	<0.1	<0.1	0	<0.1	<0.1	0	<0.1	<0.1	0	<0.1	<0.1	0	-	-	-	-	-	-	-	-
PCBs (Sum of total)	mg/kg	0.1	<0.1	<0.1	0	<0.1	<0.1	0	<0.1	<0.1	0	<0.1	<0.1	0	-	-	-	-	-	-	-	-
Organochlorine Pesticides																						
a-BHC	mg/kg	0.05	<0.05	<0.05	0	<0.05	<0.5	0	<0.05	<0.05	0	<0.05	<0.5	0	-	-	-	-	-	-	-	-
b-BHC	mg/kg	0.05	<0.05	<0.05	0	<0.05	<0.5	0	<0.05	<0.05	0	<0.05	<0.5	0	-	-	-	-	-	-	-	-
d-BHC	mg/kg	0.05	<0.05	<0.05	0	<0.05	<0.5	0	<0.05	<0.05	0	<0.05	<0.5	0	-	-	-	-	-	-	-	-
Dieldrin	mg/kg	0.05	<0.05	<0.05	0	<0.05	<0.5	0	<0.05	<0.05	0	<0.05	<0.5	0	-	-	-	-	-	-	-	-
g-BHC (Lindane)	mg/kg	0.05	<0.05	<0.05	0	<0.05	<0.5	0	<0.05	<0.05	0	<0.05	<0.5	0	-	-	-	-	-	-	-	-
Aldrin	mg/kg	0.05	<0.05	<0.05	0	<0.05	<0.5	0	<0.05	<0.05	0	<0.05	<0.5	0	-	-	-	-	-	-	-	-
Aldrin + Dieldrin	mg/kg	0.05	<0.05	<0.05	0	<0.05	-	-	<0.05	<0.05	0	<0.05	-	-	-	-	-	-	-	-	-	-
Chlordane	mg/kg	0.1	<0.1	<0.1	0	<0.1	-	-	<0.1	<0.1	0	<0.1	-	-	-	-	-	-	-	-	-	-
DDT	mg/kg	0.05	<0.05	<0.05	0	<0.05	<0.5	0	<0.05	<0.05	0	<0.05	<0.5	0	-	-	-	-	-	-	-	-
4,4-DDE	mg/kg	0.05	<0.05	<0.05	0	<0.05	<0.5	0	<0.05	<0.05	0	<0.05	<0.5	0	-	-	-	-	-	-	-	-
DDD	mg/kg	0.05	<0.05	<0.05	0	<0.05	<0.5	0	<0.05	<0.05	0	<0.05	<0.5	0	-	-	-	-	-	-	-	-
DDT+DDE+DDD	mg/kg	0.05	<0.05	<0.05	0	<0.05	<0.1	0	<0.05	<0.05	0	<0.05	<0.1	0	-	-	-	-	-	-	-	-
Endosulfan I	mg/kg	0.05	<0.05	<0.05	0	<0.05	<0.5	0	<0.05	<0.05	0	<0.05	<0.5	0	-	-	-	-	-	-	-	-
Endosulfan II	mg/kg	0.05	<0.05	<0.05	0	<0.05	<0.5	0	<0.05	<0.05	0	<0.05	<0.5	0	-	-	-	-	-	-	-	-
Endosulfan sulfate	mg/kg	0.05	<0.05	<0.05	0	<0.05	<0.5	0	<0.05	<0.05	0	<0.05	<0.5	0	-	-	-	-	-	-	-	-
Endrin	mg/kg	0.05	<0.05	<0.05	0	<0.05	<0.5	0	<0.05	<0.05	0	<0.05	<0.5	0	-	-	-	-	-	-	-	-
Chlordane (cis)	mg/kg	0.5	-	-	-	-	<0.5	-	-	-	-	-	<0.5	-	-	-	-	-	-	-	-	-
Chlordane (trans)	mg/kg	0.5	-	-	-	-	<0.5	-	-	-	-	-	<0.5	-	-	-	-	-	-	-	-	-
Endrin aldehyde	mg/kg	0.05	<0.05	<0.05	0	<0.05	<0.5	0	<0.05	<0.05	0	<0.05	<0.5	0	-	-	-	-	-	-	-	-
Endrin ketone	mg/kg	0.05	<0.05	<0.05	0	<0.05	<0.5	0	<0.05	<0.05	0	<0.05	<0.5	0	-	-	-	-	-	-	-	-
Heptachlor	mg/kg	0.05	<0.05	<0.05	0	<0.05	<0.5	0	<0.05	<0.05	0	<0.05	<0.5	0	-	-	-	-	-	-	-	-
Heptachlor epoxide	mg/kg	0.05	<0.05	<0.05	0	<0.05	<0.5	0	<0.05	<0.05	0	<0.05	<0.5	0	-	-	-	-	-	-	-	-
Methoxychlor	mg/kg	0.05	<0.05	<0.05	0	<0.05	<1	0	<0.05	<0.05	0	<0.05	<1	0	-	-	-	-	-	-	-	-
Toxaphene	mg/kg	0.5	<0.5	<0.5	0	<0.5	-	-	<0.5	<0.5	0	<0.5	-	-	-	-	-	-	-	-	-	-
Organochlorine Pesticides (EPAVic)	mg/kg	0.1	<0.1	<0.1	0	<0.1	-	-	<0.1	<0.1	0	<0.1	-	-	-	-	-	-	-	-	-	-

Table I2: Soil RPDs
Smithfield

		Location Code		SB44	SB44	
		Field ID		SB44_1.9-2.0	QC201	
		Date		20/04/2024	20/04/2024	
		Sample Type		Normal	Interlab_D	
		Lab Report No.	RPD	1090330	349455	RPD
	Unit	EQL				
2-(Acetylamino) Fluorene	mg/kg	0.5	-	-	-	-
3,3-Dichlorobenzidine	mg/kg	0.5	-	-	-	-
4-(Dimethylamino) Azobenzene	mg/kg	0.5	-	-	-	-
4-Bromophenyl Phenyl Ether	mg/kg	0.5	-	-	-	-
4-Chlorophenyl Phenyl Ether	mg/kg	0.5	-	-	-	-
Azobenzene	mg/kg	1	-	-	-	-
Benzyl alcohol	mg/kg	1	-	-	-	-
Bis(2-chloroethoxy) methane	mg/kg	0.5	-	-	-	-
Bis(2-chloroethyl)ether	mg/kg	1	-	-	-	-
Carbazole	mg/kg	1	-	-	-	-
Dibenzofuran	mg/kg	0.5	-	-	-	-
Hexachloropropene	mg/kg	0.5	-	-	-	-
Isosafrole	mg/kg	1	-	-	-	-
Methapyrilene	mg/kg	1	-	-	-	-
N-Nitrosomorpholine	mg/kg	1	-	-	-	-
N-Nitrosopiperidine	mg/kg	0.5	-	-	-	-
Phenacetin	mg/kg	1	-	-	-	-
Amino Aliphatics						
N-nitrosodi-n-butylamine	mg/kg	0.5	-	-	-	-
N-nitrosodi-n-propylamine	mg/kg	0.5	-	-	-	-
Organophosphorus Pesticides						
Azinophos Methyl	mg/kg	0.5	-	-	-	-
Bromophos-ethyl	mg/kg	0.5	-	-	-	-
Chlorpyrifos	mg/kg	0.5	-	-	-	-
Chlorpyrifos-methyl	mg/kg	0.5	-	-	-	-
Coumaphos	mg/kg	0.5	-	-	-	-
Diazinon	mg/kg	0.5	-	-	-	-
Dichlorvos	mg/kg	0.5	-	-	-	-
Dimethoate	mg/kg	0.5	-	-	-	-
Disulfoton	mg/kg	0.5	-	-	-	-
Ethion	mg/kg	0.5	-	-	-	-
Ethyl methanesulfonate	mg/kg	1	-	-	-	-
Fenitrothion	mg/kg	0.5	-	-	-	-
Fenthion	mg/kg	0.5	-	-	-	-
Malathion	mg/kg	0.5	-	-	-	-
Methidathion	mg/kg	0.5	-	-	-	-
Methyl parathion	mg/kg	0.5	-	-	-	-
Mevinphos (Phosdrin)	mg/kg	0.5	-	-	-	-
Phorate	mg/kg	0.5	-	-	-	-
Ronnel	mg/kg	0.5	-	-	-	-
Safrole	mg/kg	1	-	-	-	-
Phosalone	mg/kg	0.5	-	-	-	-
Pesticides						
Fenamiphos	mg/kg	0.5	-	-	-	-
Mirex	mg/kg	0.1	-	-	-	-
Parathion	mg/kg	0.5	-	-	-	-
Phthalates						
Bis(2-ethylhexyl) Phthalate	mg/kg	5	-	-	-	-
Butyl Benzyl Phthalate	mg/kg	0.5	-	-	-	-
Diethyl Phthalate	mg/kg	0.5	-	-	-	-
Dimethyl Phthalate	mg/kg	0.5	-	-	-	-
Dibutyl Phthalate	mg/kg	0.5	-	-	-	-
Di-n-octyl Phthalate	mg/kg	0.5	-	-	-	-
Polychlorinated Biphenyls						
Aroclor 1016	mg/kg	0.1	-	-	-	-
Aroclor 1221	mg/kg	0.1	-	-	-	-
Aroclor 1232	mg/kg	0.1	-	-	-	-
Aroclor 1242	mg/kg	0.1	-	-	-	-
Aroclor 1248	mg/kg	0.1	-	-	-	-
Aroclor 1254	mg/kg	0.1	-	-	-	-
Aroclor 1260	mg/kg	0.1	-	-	-	-
PCBs (Sum of total)	mg/kg	0.1	-	-	-	-
Organochlorine Pesticides						
a-BHC	mg/kg	0.05	-	-	-	-
b-BHC	mg/kg	0.05	-	-	-	-
d-BHC	mg/kg	0.05	-	-	-	-
Dieldrin	mg/kg	0.05	-	-	-	-
g-BHC (Lindane)	mg/kg	0.05	-	-	-	-
Aldrin	mg/kg	0.05	-	-	-	-
Aldrin + Dieldrin	mg/kg	0.05	-	-	-	-
Chlordane	mg/kg	0.1	-	-	-	-
DDT	mg/kg	0.05	-	-	-	-
4,4-DDE	mg/kg	0.05	-	-	-	-
DDD	mg/kg	0.05	-	-	-	-
DDT+DDE+DDD	mg/kg	0.05	-	-	-	-
Endosulfan I	mg/kg	0.05	-	-	-	-
Endosulfan II	mg/kg	0.05	-	-	-	-
Endosulfan sulfate	mg/kg	0.05	-	-	-	-
Endrin	mg/kg	0.05	-	-	-	-
Chlordane (cis)	mg/kg	0.5	-	-	-	-
Chlordane (trans)	mg/kg	0.5	-	-	-	-
Endrin aldehyde	mg/kg	0.05	-	-	-	-
Endrin ketone	mg/kg	0.05	-	-	-	-
Heptachlor	mg/kg	0.05	-	-	-	-
Heptachlor epoxide	mg/kg	0.05	-	-	-	-
Methoxychlor	mg/kg	0.05	-	-	-	-
Toxaphene	mg/kg	0.5	-	-	-	-
Organochlorine Pesticides (EPAVic)	mg/kg	0.1	-	-	-	-

Table I2: Soil RPDs
Smithfield

senversa

		Location Code	MW05	MW05		MW05	MW05		SB27	SB27		SB27	SB27		SB42	SB42		SB42	SB42		SB44	SB44
		Field ID	MW05_0-0.1	QC100		MW05_0-0.1	QC200		SB27_0.5-0.6	QC101		SB27_0.5-0.6	QC201		SB42_0-0.1	QC100		SB42_0-0.1	QC200		SB44_1.9-2.0	QC101
		Date	05/02/2024	05/02/2024		05/02/2024	05/02/2024		16/02/2024	16/02/2024		16/02/2024	16/02/2024		20/04/2024	20/04/2024		20/04/2024	20/04/2024		20/04/2024	20/04/2024
		Sample Type	Normal	Field_D		Normal	Interlab_D		Normal	Field_D		Normal	Interlab_D		Normal	Field_D		Normal	Interlab_D		Normal	Field_D
		Lab Report No.	1066481	1066481	RPD	1066481	343138	RPD	1070199	1070199	RPD	1070199	344413	RPD	1090330	1090330	RPD	1090330	349455	RPD	1090330	1090330
	Unit	EQL																				
Other Organochlorine Pesticides (EPAVic)	mg/kg	0.1	<0.1	<0.1	0	<0.1	-	-	<0.1	<0.1	0	<0.1	-	-	-	-	-	-	-	-	-	-
Herbicides																						
Dinoseb	mg/kg	1	-	-	-	-	<1	-	-	-	-	-	<1	-	-	-	-	-	-	-	-	-
Pronamide	mg/kg	0.5	<0.5	<0.5	0	<0.5	-	-	<0.5	<0.5	0	<0.5	-	-	-	-	-	-	-	-	-	-
Trifluralin	mg/kg	0.5	<0.5	<0.5	0	<0.5	-	-	<0.5	<0.5	0	<0.5	-	-	-	-	-	-	-	-	-	-
Fungicides																						
Hexachlorobenzene	mg/kg	0.05	<0.05	<0.05	0	<0.05	<0.5	0	<0.05	<0.05	0	<0.05	<0.5	0	-	-	-	-	-	-	-	-
Asbestos																						
Asbestos Reported Result	-		1	1	0	1	-	-	-	-	-	-	-	-	-	-	-	-	-	-	-	-
(n:2) Fluorotelomer Sulfonic Acids																						
4:2 Fluorotelomer sulfonic acid (4:2 FTS)	mg/kg	0.0001	<0.005	<0.005	0	<0.005	<0.0001	0	<0.005	-	-	<0.005	-	-	-	-	-	-	-	-	-	-
6:2 Fluorotelomer Sulfonate (6:2 FtS)	mg/kg	0.0001	<0.01	<0.01	0	<0.01	<0.0001	0	<0.01	-	-	<0.01	-	-	-	-	-	-	-	-	-	-
8:2 Fluorotelomer sulfonic acid (8:2 FTS)	mg/kg	0.0002	<0.005	<0.005	0	<0.005	<0.0002	0	<0.005	-	-	<0.005	-	-	-	-	-	-	-	-	-	-
10:2 Fluorotelomer sulfonic acid (10:2 FTS)	mg/kg	0.0002	<0.005	<0.005	0	<0.005	<0.0002	0	<0.005	-	-	<0.005	-	-	-	-	-	-	-	-	-	-
Perfluoroalkane Carboxylic Acids																						
Perfluorohexanoic acid (PFHxA)	mg/kg	0.0001	<0.005	<0.005	0	<0.005	0.0001	0	<0.005	-	-	<0.005	-	-	-	-	-	-	-	-	-	-
Perfluorododecanoic acid (PFDoDA)	mg/kg	0.0005	<0.005	<0.005	0	<0.005	<0.0005	0	<0.005	-	-	<0.005	-	-	-	-	-	-	-	-	-	-
Perfluorononanoic acid (PFNA)	mg/kg	0.0001	<0.005	<0.005	0	<0.005	<0.0001	0	<0.005	-	-	<0.005	-	-	-	-	-	-	-	-	-	-
Perfluoropentanoic acid (PFPeA)	mg/kg	0.0002	<0.005	<0.005	0	<0.005	<0.0002	0	<0.005	-	-	<0.005	-	-	-	-	-	-	-	-	-	-
Perfluorotetradecanoic acid (PFTeDA)	mg/kg	0.005	<0.005	<0.005	0	<0.005	<0.005	0	<0.005	-	-	<0.005	-	-	-	-	-	-	-	-	-	-
Perfluoroheptanoic acid (PFHpA)	mg/kg	0.0001	<0.005	<0.005	0	<0.005	<0.0001	0	<0.005	-	-	<0.005	-	-	-	-	-	-	-	-	-	-
Perfluorobutanoic acid (PFBA)	mg/kg	0.0002	<0.005	<0.005	0	<0.005	<0.0002	0	<0.005	-	-	<0.005	-	-	-	-	-	-	-	-	-	-
Perfluorodecanoic acid (PFDA)	mg/kg	0.0005	<0.005	<0.005	0	<0.005	<0.0005	0	<0.005	-	-	<0.005	-	-	-	-	-	-	-	-	-	-
Perfluorotridecanoic acid (PFTrDA)	mg/kg	0.0005	<0.005	<0.005	0	<0.005	<0.0005	0	<0.005	-	-	<0.005	-	-	-	-	-	-	-	-	-	-
Perfluoroundecanoic acid (PFUnDA)	mg/kg	0.0005	<0.005	<0.005	0	<0.005	<0.0005	0	<0.005	-	-	<0.005	-	-	-	-	-	-	-	-	-	-
Perfluorooctanoic acid (PFOA)	mg/kg	0.0001	<0.005	<0.005	0	<0.005	0.0003	0	<0.005	-	-	<0.005	-	-	-	-	-	-	-	-	-	-
Perfluoroalkane Sulfonic Acids																						
Perfluorononane sulfonate (PFNS)	mg/kg	0.005	<0.005	<0.005	0	<0.005	-	-	<0.005	-	-	<0.005	-	-	-	-	-	-	-	-	-	-
Perfluorooctanesulfonic acid (PFOS)	mg/kg	0.0001	<0.005	<0.005	0	<0.005	0.0012	0	<0.005	-	-	<0.005	-	-	-	-	-	-	-	-	-	-
Perfluoropentane sulfonic acid (PFPeS)	mg/kg	0.0001	<0.005	<0.005	0	<0.005	<0.0001	0	<0.005	-	-	<0.005	-	-	-	-	-	-	-	-	-	-
Perfluorohexane sulfonic acid (PFHxS)	mg/kg	0.0001	<0.005	<0.005	0	<0.005	<0.0001	0	<0.005	-	-	<0.005	-	-	-	-	-	-	-	-	-	-
Perfluoroheptane sulfonic acid (PFHpS)	mg/kg	0.0001	<0.005	<0.005	0	<0.005	<0.0001	0	<0.005	-	-	<0.005	-	-	-	-	-	-	-	-	-	-
Perfluorodecanesulfonic acid (PFDS)	mg/kg	0.0002	<0.005	<0.005	0	<0.005	<0.0002	0	<0.005	-	-	<0.005	-	-	-	-	-	-	-	-	-	-
Perfluorobutane sulfonic acid (PFBS)	mg/kg	0.0001	<0.005	<0.005	0	<0.005	<0.0001	0	<0.005	-	-	<0.005	-	-	-	-	-	-	-	-	-	-
Perfluoropropanesulfonic acid (PFPrS)	mg/kg	0.005	<0.005	<0.005	0	<0.005	-	-	<0.005	-	-	<0.005	-	-	-	-	-	-	-	-	-	-
Sum of PFHxS and PFOS	mg/kg	0.0001	<0.005	<0.005	0	<0.005	0.0012	0	<0.005	-	-	<0.005	-	-	-	-	-	-	-	-	-	-
Perfluoroalkyl Sulfonamides																						
N-Ethyl perfluorooctane sulfonamidoethanol (EtFOSE)	mg/kg	0.005	<0.005	<0.005	0	<0.005	<0.005	0	<0.005	-	-	<0.005	-	-	-	-	-	-	-	-	-	-
N-methylperfluorooctane sulfonamidoacetic acid (NMeFOSAA)	mg/kg	0.0002	<0.01	<0.01	0	<0.01	<0.0002	0	<0.01	-	-	<0.01	-	-	-	-	-	-	-	-	-	-
N-ethyl-perfluorooctanesulfonamidoacetic acid (NEtFOSAA)	mg/kg	0.0002	<0.01	<0.01	0	<0.01	<0.0002	0	<0.01	-	-	<0.01	-	-	-	-	-	-	-	-	-	-
N-Ethyl perfluorooctane sulfonamide (EtFOSA)	mg/kg	0.001	<0.005	<0.005	0	<0.005	<0.001	0	<0.005	-	-	<0.005	-	-	-	-	-	-	-	-	-	-
N-Methyl perfluorooctane sulfonamide (MeFOSA)	mg/kg	0.001	<0.005	<0.005	0	<0.005	<0.001	0	<0.005	-	-	<0.005	-	-	-	-	-	-	-	-	-	-
N-Methyl perfluorooctane sulfonamidoethanol (MeFOSE)	mg/kg	0.001	<0.005	<0.005	0	<0.005	<0.001	0	<0.005	-	-	<0.005	-	-	-	-	-	-	-	-	-	-
Perfluorooctane sulfonamide (FOSA)	mg/kg	0.001	<0.005	<0.005	0	<0.005	<0.001	0	<0.005	-	-	<0.005	-	-	-	-	-	-	-	-	-	-
PFAS																						
Sum of enHealth PFAS (PFHxS + PFOS + PFOA)	mg/kg	0.005	<0.005	<0.005	0	<0.005	-	-	<0.005	-	-	<0.005	-	-	-	-	-	-	-	-	-	-
Sum of US EPA PFAS (PFOS + PFOA)	mg/kg	0.0001	<0.005	<0.005	0	<0.005	0.0014	0	<0.005	-	-	<0.005	-	-	-	-	-	-	-	-	-	-
Sum of PFAS	mg/kg	0.0001	<0.05	<0.05	0	<0.05	0.0016	0	<0.05	-	-	<0.05	-	-	-	-	-	-	-	-	-	-

***RPDs have only been considered where a concentration is greater than 1 times the EQL.**
****Elevated RPDs are highlighted as per QAQC Profile settings (Acceptable RPDs for each EQL multiplier range are: 1000 (1 - 10 x EQL); 50 (10 - 20 x EQL); 30 (> 20 x EQL))**
*****Interlab Duplicates are matched on a per compound basis as methods vary between laboratories. Any methods in the row header relate to those used in the primary laboratory**

Table I2: Soil RPDs
Smithfield

		Location Code		SB44	SB44	
		Field ID		SB44_1.9-2.0	QC201	
		Date		20/04/2024	20/04/2024	
		Sample Type		Normal	Interlab_D	
		Lab Report No.	RPD	1090330	349455	RPD
	Unit	EQL				
Other Organochlorine Pesticides (EPAVic)	mg/kg	0.1	-	-	-	-
Herbicides						
Dinoseb	mg/kg	1	-	-	-	-
Pronamide	mg/kg	0.5	-	-	-	-
Trifluralin	mg/kg	0.5	-	-	-	-
Fungicides						
Hexachlorobenzene	mg/kg	0.05	-	-	-	-
Asbestos						
Asbestos Reported Result	-		-	-	-	-
(n:2) Fluorotelomer Sulfonic Acids						
4:2 Fluorotelomer sulfonic acid (4:2 FTS)	mg/kg	0.0001	-	-	-	-
6:2 Fluorotelomer Sulfonate (6:2 FtS)	mg/kg	0.0001	-	-	-	-
8:2 Fluorotelomer sulfonic acid (8:2 FTS)	mg/kg	0.0002	-	-	-	-
10:2 Fluorotelomer sulfonic acid (10:2 FTS)	mg/kg	0.0002	-	-	-	-
Perfluoroalkane Carboxylic Acids						
Perfluorohexanoic acid (PFHxA)	mg/kg	0.0001	-	-	-	-
Perfluorododecanoic acid (PFDoDA)	mg/kg	0.0005	-	-	-	-
Perfluorononanoic acid (PFNA)	mg/kg	0.0001	-	-	-	-
Perfluoropentanoic acid (PFPeA)	mg/kg	0.0002	-	-	-	-
Perfluorotetradecanoic acid (PFTeDA)	mg/kg	0.005	-	-	-	-
Perfluoroheptanoic acid (PFHpA)	mg/kg	0.0001	-	-	-	-
Perfluorobutanoic acid (PFBA)	mg/kg	0.0002	-	-	-	-
Perfluorodecanoic acid (PFDA)	mg/kg	0.0005	-	-	-	-
Perfluorotridecanoic acid (PFTrDA)	mg/kg	0.0005	-	-	-	-
Perfluoroundecanoic acid (PFUnDA)	mg/kg	0.0005	-	-	-	-
Perfluorooctanoic acid (PFOA)	mg/kg	0.0001	-	-	-	-
Perfluoroalkane Sulfonic Acids						
Perfluorononane sulfonate (PFNS)	mg/kg	0.005	-	-	-	-
Perfluorooctanesulfonic acid (PFOS)	mg/kg	0.0001	-	-	-	-
Perfluoropentane sulfonic acid (PFPeS)	mg/kg	0.0001	-	-	-	-
Perfluorohexane sulfonic acid (PFHxS)	mg/kg	0.0001	-	-	-	-
Perfluoroheptane sulfonic acid (PFHpS)	mg/kg	0.0001	-	-	-	-
Perfluorodecanesulfonic acid (PFDS)	mg/kg	0.0002	-	-	-	-
Perfluorobutane sulfonic acid (PFBS)	mg/kg	0.0001	-	-	-	-
Perfluoropropanesulfonic acid (PFPrS)	mg/kg	0.005	-	-	-	-
Sum of PFHxS and PFOS	mg/kg	0.0001	-	-	-	-
Perfluoroalkyl Sulfonamides						
N-Ethyl perfluorooctane sulfonamidoethanol (EtFOSE)	mg/kg	0.005	-	-	-	-
N-methylperfluorooctane sulfonamidoacetic acid (NMeFOSAA)	mg/kg	0.0002	-	-	-	-
N-ethyl-perfluorooctanesulfonamidoacetic acid (NEtFOSAA)	mg/kg	0.0002	-	-	-	-
N-Ethyl perfluorooctane sulfonamide (EtFOSA)	mg/kg	0.001	-	-	-	-
N-Methyl perfluorooctane sulfonamide (MeFOSA)	mg/kg	0.001	-	-	-	-
N-Methyl perfluorooctane sulfonamidoethanol (MeFOSE)	mg/kg	0.001	-	-	-	-
Perfluorooctane sulfonamide (FOSA)	mg/kg	0.001	-	-	-	-
PFAS						
Sum of enHealth PFAS (PFHxS + PFOS + PFOA)	mg/kg	0.005	-	-	-	-
Sum of US EPA PFAS (PFOS + PFOA)	mg/kg	0.0001	-	-	-	-
Sum of PFAS	mg/kg	0.0001	-	-	-	-

***RPDs have only been considered where a concentration is greater than 1 times the EQL.**
****Elevated RPDs are highlighted as per QAQC Profile settings (Acceptable RPDs for each E**
*****Interlab Duplicates are matched on a per compound basis as methods vary between labo**

Table I3: Water RPDs
Smithfield

		Location Code	MW09	MW09		MW09	MW09	
		Field ID	MW09	QC100		MW09	QC200	
		Date	21/02/2024	21/02/2024		21/02/2024	21/02/2024	
		Sample Type	Normal	Field_D		Normal	Interlab_D	
		Lab Report No.	1071334	1071334	RPD	1071334	344902	RPD
	Unit	EQL						
Metals								
Arsenic (filtered)	mg/L	0.001	0.002	0.002	0	0.002	0.001	67
Cadmium (filtered)	mg/L	0.0001	0.0009	0.0009	0	0.0009	0.0007	25
Chromium (filtered)	mg/L	0.001	<0.001	<0.001	0	<0.001	<0.001	0
Copper (filtered)	mg/L	0.001	<0.001	0.001	0	<0.001	0.001	0
Lead (filtered)	mg/L	0.001	<0.001	<0.001	0	<0.001	<0.001	0
Mercury (filtered)	mg/L	0.00005	<0.0001	<0.0001	0	<0.0001	<0.00005	0
Nickel (filtered)	mg/L	0.001	0.004	0.003	29	0.004	0.004	0
Zinc (filtered)	mg/L	0.001	0.034	0.032	6	0.034	0.038	11
BTEX								
Benzene	µg/L	1	<1	<1	0	<1	<1	0
Toluene	µg/L	1	<1	<1	0	<1	<1	0
Ethylbenzene	µg/L	1	<1	<1	0	<1	<1	0
Xylene (m & p)	µg/L	2	<2	<2	0	<2	<2	0
Xylene (o)	µg/L	1	<1	<1	0	<1	<1	0
Total Xylene	µg/L	3	<3	<3	0	<3	-	-
Total Petroleum Hydrocarbons								
C6-C9 Fraction	µg/L	10	<20	<20	0	<20	<10	0
C10-C14 Fraction	µg/L	50	<50	<50	0	<50	<50	0
C15-C28 Fraction	µg/L	100	<100	<100	0	<100	<100	0
C29-C36 Fraction	µg/L	100	<100	<100	0	<100	<100	0
C10-C36 Fraction (Sum)	µg/L	50	<100	<100	0	<100	<50	0
Total Recoverable Hydrocarbons								
C6-C10 Fraction	µg/L	10	<20	<20	0	<20	<10	0
C6-C10 Fraction minus BTEX (F1)	µg/L	10	<20	<20	0	<20	<10	0
>C10-C16 Fraction	µg/L	50	<50	<50	0	<50	<50	0
>C10-C16 Fraction minus naphthalene (F2)	µg/L	50	<50	<50	0	<50	<50	0
>C16-C34 Fraction	µg/L	100	<100	<100	0	<100	<100	0
>C34-C40 Fraction	µg/L	100	<100	<100	0	<100	<100	0
>C10-C40 Fraction (Sum)	µg/L	50	<100	<100	0	<100	<50	0
PAHs								
Acenaphthene	µg/L	0.01	<0.01	<0.01	0	<0.01	<0.1	0
Acenaphthylene	µg/L	0.01	<0.01	<0.01	0	<0.01	<0.1	0
Anthracene	µg/L	0.01	<0.01	<0.01	0	<0.01	<0.1	0
Benz(a)anthracene	µg/L	0.01	<0.01	<0.01	0	<0.01	<0.1	0
Benzo(a)pyrene	µg/L	0.01	<0.01	<0.01	0	<0.01	<0.1	0
Benzo(b+j)fluoranthene	µg/L	0.01	<0.01	<0.01	0	<0.01	-	-
Benzo(g,h,i)perylene	µg/L	0.01	<0.01	<0.01	0	<0.01	<0.1	0
Benzo(b+j+k)fluoranthene	µg/L	0.2	-	-	-	-	<0.2	-
Benzo(k)fluoranthene	µg/L	0.01	<0.01	<0.01	0	<0.01	-	-
Chrysene	µg/L	0.01	<0.01	<0.01	0	<0.01	<0.1	0
Dibenz(a,h)anthracene	µg/L	0.01	<0.01	<0.01	0	<0.01	<0.1	0
Fluoranthene	µg/L	0.01	0.20	0.20	0	0.20	<0.1	**67**
Fluorene	µg/L	0.01	<0.01	<0.01	0	<0.01	<0.1	0
Indeno(1,2,3-c,d)pyrene	µg/L	0.01	<0.01	<0.01	0	<0.01	<0.1	0
Naphthalene	µg/L	0.01	<0.01	<0.01	0	<0.01	<0.1	0
Phenanthrene	µg/L	0.01	0.10	0.20	**67**	0.10	<0.1	0
Pyrene	µg/L	0.01	0.40	0.40	0	0.40	<0.1	**120**
Sum of Polycyclic aromatic hydrocarbons (PAH)	µg/L	0.01	0.7	0.8	13	0.7	-	-
Benzo(a)pyrene TEQ	µg/L	0.5	-	-	-	-	<0.5	-
Total Positive PAHs	µg/L	0.1	-	-	-	-	<0.1	-
MAH								
1,2,4-Trimethylbenzene	µg/L	1	<1	<1	0	<1	<1	0
1,3,5-Trimethylbenzene	µg/L	1	<1	<1	0	<1	<1	0
Isopropylbenzene	µg/L	1	<1	<1	0	<1	<1	0
n-Butylbenzene	µg/L	1	-	-	-	-	<1	-
n-Propylbenzene	µg/L	1	-	-	-	-	<1	-
p-Isopropyltoluene	µg/L	1	-	-	-	-	<1	-
sec-Butylbenzene	µg/L	1	-	-	-	-	<1	-
tert-Butylbenzene	µg/L	1	-	-	-	-	<1	-
Styrene	µg/L	1	<1	<1	0	<1	<1	0
Total Monocylic Aromatic Hydrocarbons	µg/L	3	<3	<3	0	<3	-	-
Halogenated Benzenes								
1,2,3-Trichlorobenzene	µg/L	1	-	-	-	-	<1	-
1,2-Dichlorobenzene	µg/L	1	<1	<1	0	<1	<1	0
1,2,4-Trichlorobenzene	µg/L	1	-	-	-	-	<1	-
1,3-Dichlorobenzene	µg/L	1	<1	<1	0	<1	<1	0
2-Chlorotoluene	µg/L	1	-	-	-	-	<1	-
1,4-Dichlorobenzene	µg/L	1	<1	<1	0	<1	<1	0
4-Chlorotoluene	µg/L	1	<1	<1	0	<1	<1	0
Bromobenzene	µg/L	1	<1	<1	0	<1	<1	0
Chlorobenzene	µg/L	1	<1	<1	0	<1	<1	0
Halogenated Hydrocarbons								
1,2-Dibromoethane	µg/L	1	<1	<1	0	<1	<1	0
Bromomethane	µg/L	5	<5	<5	0	<5	<10	0
Dichlorodifluoromethane	µg/L	5	<5	<5	0	<5	<10	0
Iodomethane	µg/L	1	<1	<1	0	<1	-	-
Trichlorofluoromethane	µg/L	5	<5	<5	0	<5	<10	0
Chlorinated Hydrocarbons								
1,1-Dichloropropene	µg/L	1	-	-	-	-	<1	-
1,1-Dichloroethane	µg/L	1	<1	<1	0	<1	<1	0
1,1-Dichloroethene	µg/L	1	<1	<1	0	<1	<1	0
1,1,1,2-Tetrachloroethane	µg/L	1	<1	<1	0	<1	<1	0
1,1,1-Trichloroethane	µg/L	1	<1	<1	0	<1	<1	0
1,2-Dibromo-3-chloropropane	µg/L	1	-	-	-	-	<1	-
1,1,2-Trichloroethane	µg/L	1	<1	<1	0	<1	<1	0
1,1,2,2-Tetrachloroethane	µg/L	1	<1	<1	0	<1	<1	0
1,2,3-Trichloropropane	µg/L	1	<1	<1	0	<1	<1	0
1,2-Dichloroethane	µg/L	1	<1	<1	0	<1	<1	0
1,3-Dichloropropane	µg/L	1	<1	<1	0	<1	<1	0
1,2-Dichloropropane	µg/L	1	<1	<1	0	<1	<1	0
2,2-Dichloropropane	µg/L	1	-	-	-	-	<1	-
Bromochloromethane	µg/L	1	<1	<1	0	<1	<1	0
Bromodichloromethane	µg/L	1	<1	<1	0	<1	<1	0
Bromoform	µg/L	1	<1	<1	0	<1	<1	0
Carbon Tetrachloride	µg/L	1	<1	<1	0	<1	<1	0
Chlorodibromomethane	µg/L	1	<1	<1	0	<1	<1	0
Chloroethane	µg/L	5	<5	<5	0	<5	<10	0
Chloroform	µg/L	1	<5	<5	0	<5	<1	0
Chloromethane	µg/L	5	<5	<5	0	<5	<10	0

Table I3: Water RPDs
Smithfield

		Location Code	MW09	MW09		MW09	MW09	
		Field ID	MW09	QC100		MW09	QC200	
		Date	21/02/2024	21/02/2024		21/02/2024	21/02/2024	
		Sample Type	Normal	Field_D		Normal	Interlab_D	
		Lab Report No.	1071334	1071334	RPD	1071334	344902	RPD
	Unit	EQL						
cis-1,2-Dichloroethene	µg/L	1	<1	<1	0	<1	<1	0
Dibromomethane	µg/L	1	<1	<1	0	<1	<1	0
cis-1,3-Dichloropropene	µg/L	1	<1	<1	0	<1	<1	0
Dichloromethane	µg/L	5	<5	<5	0	<5	-	-
Hexachlorobutadiene	µg/L	1	-	-	-	-	<1	-
Tetrachloroethene	µg/L	1	<1	<1	0	<1	<1	0
trans-1,2-Dichloroethene	µg/L	1	<1	<1	0	<1	<1	0
trans-1,3-Dichloropropene	µg/L	1	<1	<1	0	<1	<1	0
Trichloroethene	µg/L	1	<1	<1	0	<1	<1	0
Vinyl Chloride	µg/L	5	<5	<5	0	<5	<10	0
Total Chlorinated Hydrocarbons	µg/L	5	<5	<5	0	<5	-	-
Total Other Chlorinated Hydrocarbons	µg/L	5	<5	<5	0	<5	-	-
Solvents								
Methyl Ethyl Ketone (MEK)	µg/L	5	<5	<5	0	<5	-	-
4-Methyl-2-pentanone	µg/L	5	<5	<5	0	<5	-	-
Acetone	µg/L	5	<5	<5	0	<5	-	-
Allyl chloride	µg/L	1	<1	<1	0	<1	-	-
Carbon disulfide	µg/L	1	<1	<1	0	<1	-	-
Cyclohexane	µg/L	1	-	-	-	-	<1	-
(n:2) Fluorotelomer Sulfonic Acids								
4:2 Fluorotelomer sulfonic acid (4:2 FTS)	µg/L	0.01	<0.01	<0.01	0	<0.01	<0.01	0
6:2 Fluorotelomer Sulfonate (6:2 FtS)	µg/L	0.01	<0.05	<0.05	0	<0.05	<0.01	0
8:2 Fluorotelomer sulfonic acid (8:2 FTS)	µg/L	0.01	<0.01	<0.01	0	<0.01	<0.02	0
10:2 Fluorotelomer sulfonic acid (10:2 FTS)	µg/L	0.01	<0.01	<0.01	0	<0.01	<0.02	0
Perfluoroalkane Carboxylic Acids								
Perfluorohexanoic acid (PFHxA)	µg/L	0.01	<0.01	<0.01	0	<0.01	<0.01	0
Perfluorododecanoic acid (PFDoDA)	µg/L	0.01	<0.01	<0.01	0	<0.01	<0.05	0
Perfluorononanoic acid (PFNA)	µg/L	0.01	<0.01	<0.01	0	<0.01	<0.01	0
Perfluoropentanoic acid (PFPeA)	µg/L	0.01	<0.01	<0.01	0	<0.01	<0.02	0
Perfluorotetradecanoic acid (PFTeDA)	µg/L	0.01	<0.01	<0.01	0	<0.01	<0.5	0
Perfluoroheptanoic acid (PFHpA)	µg/L	0.01	<0.01	<0.01	0	<0.01	<0.01	0
Perfluorobutanoic acid (PFBA)	µg/L	0.02	<0.05	<0.05	0	<0.05	<0.02	0
Perfluorodecanoic acid (PFDA)	µg/L	0.01	<0.01	<0.01	0	<0.01	<0.02	0
Perfluorotridecanoic acid (PFTrDA)	µg/L	0.01	<0.01	<0.01	0	<0.01	<0.1	0
Perfluoroundecanoic acid (PFUnDA)	µg/L	0.01	<0.01	<0.01	0	<0.01	<0.02	0
Perfluorooctanoic acid (PFOA)	µg/L	0.01	<0.01	<0.01	0	<0.01	<0.01	0
Perfluoroalkane Sulfonic Acids								
Perfluorononane sulfonate (PFNS)	µg/L	0.01	<0.01	<0.01	0	<0.01	-	-
Perfluorooctanesulfonic acid (PFOS)	µg/L	0.01	<0.01	<0.01	0	<0.01	<0.01	0
Perfluoropentane sulfonic acid (PFPeS)	µg/L	0.01	<0.01	<0.01	0	<0.01	<0.01	0
Perfluorohexane sulfonic acid (PFHxS)	µg/L	0.01	<0.01	<0.01	0	<0.01	<0.01	0
Perfluoroheptane sulfonic acid (PFHpS)	µg/L	0.01	<0.01	<0.01	0	<0.01	<0.01	0
Perfluorodecanesulfonic acid (PFDS)	µg/L	0.01	<0.01	<0.01	0	<0.01	<0.02	0
Perfluorobutane sulfonic acid (PFBS)	µg/L	0.01	<0.01	<0.01	0	<0.01	<0.01	0
Perfluoropropanesulfonic acid (PFPrS)	µg/L	0.01	<0.01	<0.01	0	<0.01	-	-
Sum of PFHxS and PFOS	µg/L	0.01	<0.01	<0.01	0	<0.01	<0.01	0
Perfluoroalkyl Sulfonamides								
N-Ethyl perfluorooctane sulfonamidoethanol (EtFOSE)	µg/L	0.05	<0.05	<0.05	0	<0.05	<0.5	0
N-methylperfluorooctane sulfonamidoacetic acid (NMeFOSAA)	µg/L	0.02	<0.05	<0.05	0	<0.05	<0.02	0
N-ethyl-perfluorooctanesulfonamidoacetic acid (NEtFOSAA)	µg/L	0.02	<0.05	<0.05	0	<0.05	<0.02	0
N-Ethyl perfluorooctane sulfonamide (EtFOSA)	µg/L	0.05	<0.05	<0.05	0	<0.05	<0.1	0
N-Methyl perfluorooctane sulfonamide (MeFOSA)	µg/L	0.05	<0.05	<0.05	0	<0.05	<0.05	0
N-Methyl perfluorooctane sulfonamidoethanol (MeFOSE)	µg/L	0.05	<0.05	<0.05	0	<0.05	<0.05	0
Perfluorooctane sulfonamide (FOSA)	µg/L	0.05	<0.05	<0.05	0	<0.05	<0.1	0
PFAS								
Sum of enHealth PFAS (PFHxS + PFOS + PFOA)	µg/L	0.01	<0.01	<0.01	0	<0.01	-	-
Sum of US EPA PFAS (PFOS + PFOA)	µg/L	0.01	<0.01	<0.01	0	<0.01	<0.01	0
Sum of PFAS	µg/L	0.01	<0.1	<0.1	0	<0.1	<0.01	0

***RPDs have only been considered where a concentration is greater than 1 times the EQL.**
****Elevated RPDs are highlighted as per QAQC Profile settings (Acceptable RPDs for each EQL multiplier range are: 1000 (1 - 10 x EQL); 50 (10 - 20 x EQL); 30 (> 20 x EQL))**
*****Interlab Duplicates are matched on a per compound basis as methods vary between laboratories. Any methods in the row header relate to those used in the primary laboratory**

Table I4: Vapour RPDs
Smithfield

		Field ID	SV02	QV01		SV09	QV02		SV25	QV03	
		Date	05/02/2024	05/02/2024		14/02/2024	14/02/2024		14/02/2024	14/02/2024	
		Sample Type	Normal	Field_D		Normal	Field_D		Normal	Field_D	
		Lab Report No.	1066832	1066832	RPD	1069921	1069921	RPD	1069921	1069921	RPD
	Unit	EQL									
BTEX											
Benzene	µg/m3	71.428571	<71.428571	<71.428571	0	<71.428571	<71.428571	0	<71.428571	<71.428571	0
Toluene	µg/m3	71.428571	<71.428571	<71.428571	0	<71.428571	<71.428571	0	114.285714	85.714286	29
Ethylbenzene	µg/m3	71.428571	<71.428571	<71.428571	0	<71.428571	<71.428571	0	<71.428571	<71.428571	0
Total Xylene	µg/m3	214.285714	<214.285714	<214.285714	0	<214.285714	<214.285714	0	<214.285714	<214.285714	0
Total Recoverable Hydrocarbons											
C6-C10 Fraction	µg/m3	2,857.142857	<2,857.142857	<2,857.142857	0	3,571.428571	<2,857.142857	22	<2,857.142857	<2,857.142857	0
C6-C10 Fraction minus BTEX (F1)	µg/m3	2,857.142857	<2,857.142857	<2,857.142857	0	3,571.428571	<2,857.142857	22	<2,857.142857	<2,857.142857	0
>C10-C16 Fraction	µg/m3	2,857.142857	<2,857.142857	<2,857.142857	0	<2,857.142857	<2,857.142857	0	<2,857.142857	<2,857.142857	0
>C10-C16 Fraction minus naphthalene (F2)	µg/m3	2,857.142857	<2,857.142857	<2,857.142857	0	<2,857.142857	<2,857.142857	0	<2,857.142857	<2,857.142857	0
PAHs											
Naphthalene	µg/m3	71.428571	<71.428571	<71.428571	0	<71.428571	<71.428571	0	<71.428571	<71.428571	0
MAH											
1,2,4-Trimethylbenzene	µg/m3	71.428571	<71.428571	<71.428571	0	<71.428571	<71.428571	0	<71.428571	<71.428571	0
1,3,5-Trimethylbenzene	µg/m3	71.428571	<71.428571	<71.428571	0	<71.428571	<71.428571	0	<71.428571	<71.428571	0
Isopropylbenzene	µg/m3	71.428571	<71.428571	<71.428571	0	<71.428571	<71.428571	0	<71.428571	<71.428571	0
n-Butylbenzene	µg/m3	71.428571	<71.428571	<71.428571	0	<71.428571	<71.428571	0	<71.428571	<71.428571	0
n-Propylbenzene	µg/m3	71.428571	<71.428571	<71.428571	0	<71.428571	<71.428571	0	<71.428571	<71.428571	0
p-Isopropyltoluene	µg/m3	71.428571	<71.428571	<71.428571	0	<71.428571	<71.428571	0	<71.428571	<71.428571	0
sec-Butylbenzene	µg/m3	71.428571	<71.428571	<71.428571	0	<71.428571	<71.428571	0	<71.428571	<71.428571	0
tert-Butylbenzene	µg/m3	71.428571	<71.428571	<71.428571	0	<71.428571	<71.428571	0	<71.428571	<71.428571	0
Styrene	µg/m3	714.285714	<714.285714	<714.285714	0	<714.285714	<714.285714	0	<714.285714	<714.285714	0
Halogenated Benzenes											
1,2,3-Trichlorobenzene	µg/m3	71.428571	<71.428571	<71.428571	0	<71.428571	<71.428571	0	<71.428571	<71.428571	0
1,2-Dichlorobenzene	µg/m3	71.428571	<71.428571	<71.428571	0	<71.428571	<71.428571	0	<71.428571	<71.428571	0
1,2,4-Trichlorobenzene	µg/m3	71.428571	<71.428571	<71.428571	0	<71.428571	<71.428571	0	<71.428571	<71.428571	0
1,3-Dichlorobenzene	µg/m3	71.428571	<71.428571	<71.428571	0	<71.428571	<71.428571	0	<71.428571	<71.428571	0
2-Chlorotoluene	µg/m3	71.428571	<71.428571	<71.428571	0	<71.428571	<71.428571	0	<71.428571	<71.428571	0
1,4-Dichlorobenzene	µg/m3	71.428571	<71.428571	<71.428571	0	<71.428571	<71.428571	0	<71.428571	<71.428571	0
4-Chlorotoluene	µg/m3	71.428571	<71.428571	<71.428571	0	<71.428571	<71.428571	0	<71.428571	<71.428571	0
Chlorobenzene	µg/m3	71.428571	<71.428571	<71.428571	0	<71.428571	<71.428571	0	<71.428571	<71.428571	0
Halogenated Hydrocarbons											
1,2-Dibromoethane	µg/m3	71.428571	<71.428571	<71.428571	0	<71.428571	<71.428571	0	<71.428571	<71.428571	0
Trichlorofluoromethane	µg/m3	71.428571	<71.428571	<71.428571	0	<71.428571	<71.428571	0	<71.428571	<71.428571	0
Chlorinated Hydrocarbons											
1,1-Dichloropropene	µg/m3	71.428571	<71.428571	<71.428571	0	<71.428571	<71.428571	0	<71.428571	<71.428571	0
1,1-Dichloroethane	µg/m3	71.428571	<71.428571	<71.428571	0	<71.428571	<71.428571	0	<71.428571	<71.428571	0
1,1-Dichloroethene	µg/m3	71.428571	<71.428571	<71.428571	0	<71.428571	<71.428571	0	<71.428571	<71.428571	0
1,1,1,2-Tetrachloroethane	µg/m3	71.428571	<71.428571	<71.428571	0	<71.428571	<71.428571	0	<71.428571	<71.428571	0
1,1,1-Trichloroethane	µg/m3	71.428571	<71.428571	<71.428571	0	<71.428571	<71.428571	0	<71.428571	<71.428571	0
1,2-Dibromo-3-chloropropane	µg/m3	71.428571	<71.428571	<71.428571	0	<71.428571	<71.428571	0	<71.428571	<71.428571	0
1,1,2-Trichloroethane	µg/m3	71.428571	<71.428571	<71.428571	0	<71.428571	<71.428571	0	<71.428571	<71.428571	0
1,1,2,2-Tetrachloroethane	µg/m3	71.428571	<71.428571	<71.428571	0	<71.428571	<71.428571	0	<71.428571	<71.428571	0
1,2,3-Trichloropropane	µg/m3	71.428571	<71.428571	<71.428571	0	<71.428571	<71.428571	0	<71.428571	<71.428571	0
1,2-Dichloroethane	µg/m3	71.428571	<71.428571	<71.428571	0	<71.428571	<71.428571	0	<71.428571	<71.428571	0
1,3-Dichloropropane	µg/m3	71.428571	<71.428571	<71.428571	0	<71.428571	<71.428571	0	<71.428571	<71.428571	0
1,2-Dichloropropane	µg/m3	71.428571	<71.428571	<71.428571	0	<71.428571	<71.428571	0	<71.428571	<71.428571	0
2,2-Dichloropropane	µg/m3	71.428571	<71.428571	<71.428571	0	<71.428571	<71.428571	0	<71.428571	<71.428571	0
Bromochloromethane	µg/m3	71.428571	<71.428571	<71.428571	0	<71.428571	<71.428571	0	<71.428571	<71.428571	0
Bromodichloromethane	µg/m3	71.428571	<71.428571	<71.428571	0	<71.428571	<71.428571	0	<71.428571	<71.428571	0
Bromoform	µg/m3	71.428571	<71.428571	<71.428571	0	<71.428571	<71.428571	0	<71.428571	<71.428571	0
Carbon Tetrachloride	µg/m3	71.428571	<71.428571	<71.428571	0	<71.428571	<71.428571	0	<71.428571	<71.428571	0
Chlorodibromomethane	µg/m3	71.428571	<71.428571	<71.428571	0	<71.428571	<71.428571	0	<71.428571	<71.428571	0
Chloroform	µg/m3	71.428571	<71.428571	<71.428571	0	<71.428571	<71.428571	0	<71.428571	<71.428571	0
cis-1,2-Dichloroethene	µg/m3	71.428571	<71.428571	<71.428571	0	<71.428571	<71.428571	0	<71.428571	<71.428571	0
Dibromomethane	µg/m3	71.428571	<71.428571	<71.428571	0	<71.428571	<71.428571	0	<71.428571	<71.428571	0
cis-1,3-Dichloropropene	µg/m3	71.428571	<71.428571	<71.428571	0	<71.428571	<71.428571	0	<71.428571	<71.428571	0
Hexachlorobutadiene	µg/m3	71.428571	<71.428571	<71.428571	0	<71.428571	<71.428571	0	<71.428571	<71.428571	0
Tetrachloroethene	µg/m3	71.428571	<71.428571	<71.428571	0	<71.428571	<71.428571	0	<71.428571	<71.428571	0
trans-1,3-Dichloropropene	µg/m3	71.428571	<71.428571	<71.428571	0	<71.428571	<71.428571	0	<71.428571	<71.428571	0
Trichloroethene	µg/m3	71.428571	<71.428571	<71.428571	0	<71.428571	<71.428571	0	157.142857	142.857143	10
Vinyl Chloride	µg/m3	71.428571	<71.428571	<71.428571	0	<71.428571	<71.428571	0	<71.428571	<71.428571	0
Solvents											
2-Propanol	µg/m3	1,428.571429	<1,428.571429	<1,428.571429	0	<1,428.571429	<1,428.571429	0	<1,428.571429	<1,428.571429	0

***RPDs have only been considered where a concentration is greater than 1 times the EQL.**

****Elevated RPDs are highlighted as per QAQC Profile settings (Acceptable RPDs for each EQL multiplier range are: 1000 (1 - 10 x EQL); 50 (10 - 20 x EQL); 30 (> 20 x EQL))**

*****Interlab Duplicates are matched on a per compound basis as methods vary between laboratories. Any methods in the row header relate to those used in the primary laboratory**

Table I5: Rinsate and Field Blanks - Water
Smithfield

		Field ID	QC300	RISANTE 2	QC300	QC301	RINSATE	QC400	FB 2	FIELD BLANK	QC401	TB	TB	QC400	TB
		Date	03/02/2024	13/02/2024	21/02/2024	21/02/2024	20/04/2024	05/02/2024	13/02/2024	20/04/2024	21/02/2024	04/02/2024	09/02/2024	21/02/2024	20/04/2024
		Sample Type	Rinsate	Rinsate	Rinsate	Rinsate	Rinsate	Field_B	Field_B	Field_B	Field_B	Trip_B	Trip_B	Trip_B	Trip_B
		Lab Report Number	1066481	1068199	1071334	1071334	1090330	1066481	1068199	1090330	1071334	1066481	1068199	1071334	1090330
	Unit	EQL													
Metals															
Arsenic	mg/L	0.001	<0.001	<0.001	-	-	<0.001	-	-	-	-	-	-	-	-
Arsenic (filtered)	mg/L	0.001	-	-	<0.001	-	-	-	-	-	-	-	-	-	-
Cadmium	mg/L	0.0002	<0.0002	<0.0002	-	-	<0.0002	-	-	-	-	-	-	-	-
Cadmium (filtered)	mg/L	0.0002	-	-	<0.0002	-	-	-	-	-	-	-	-	-	-
Chromium	mg/L	0.001	<0.001	<0.001	-	-	<0.001	-	-	-	-	-	-	-	-
Chromium (filtered)	mg/L	0.001	-	-	<0.001	-	-	-	-	-	-	-	-	-	-
Copper	mg/L	0.001	<0.001	<0.001	-	-	<0.001	-	-	-	-	-	-	-	-
Copper (filtered)	mg/L	0.001	-	-	<0.001	-	-	-	-	-	-	-	-	-	-
Lead	mg/L	0.001	<0.001	<0.001	-	-	<0.001	-	-	-	-	-	-	-	-
Lead (filtered)	mg/L	0.001	-	-	<0.001	-	-	-	-	-	-	-	-	-	-
Mercury	mg/L	0.0001	<0.0001	<0.0001	-	-	<0.0001	-	-	-	-	-	-	-	-
Mercury (filtered)	mg/L	0.0001	-	-	<0.0001	-	-	-	-	-	-	-	-	-	-
Nickel	mg/L	0.001	<0.001	<0.001	-	-	<0.001	-	-	-	-	-	-	-	-
Nickel (filtered)	mg/L	0.001	-	-	<0.001	-	-	-	-	-	-	-	-	-	-
Zinc	mg/L	0.005	<0.005	<0.005	-	-	<0.005	-	-	-	-	-	-	-	-
Zinc (filtered)	mg/L	0.005	-	-	<0.005	-	-	-	-	-	-	-	-	-	-
BTEX															
Benzene	µg/L	1	<1	<1	<1	-	<1	-	-	-	-	<1	<1	<1	<1
Toluene	µg/L	1	<1	<1	<1	-	<1	-	-	-	-	<1	<1	<1	<1
Ethylbenzene	µg/L	1	<1	<1	<1	-	<1	-	-	-	-	<1	<1	<1	<1
Xylene (m & p)	µg/L	2	<2	<2	<2	-	<2	-	-	-	-	<2	<2	<2	<2
Xylene (o)	µg/L	1	<1	<1	<1	-	<1	-	-	-	-	<1	<1	<1	<1
Total Xylene	µg/L	3	<3	<3	<3	-	<3	-	-	-	-	<3	<3	<3	<3
Total Petroleum Hydrocarbons															
C6-C9 Fraction	µg/L	20	<20	<20	<20	-	<20	-	-	-	-	<20	-	<20	-
C10-C14 Fraction	µg/L	50	<50	<50	<50	-	<50	-	-	-	-	-	-	-	-
C15-C28 Fraction	µg/L	100	<100	<100	<100	-	<100	-	-	-	-	-	-	-	-
C29-C36 Fraction	µg/L	100	<100	<100	<100	-	<100	-	-	-	-	-	-	-	-
C10-C36 Fraction (Sum)	µg/L	100	<100	<100	<100	-	<100	-	-	-	-	-	-	-	-
Total Recoverable Hydrocarbons															
C6-C10 Fraction	µg/L	20	<20	<20	<20	-	<20	-	-	-	-	<20	-	<20	-
C6-C10 Fraction minus BTEX (F1)	µg/L	20	<20	<20	<20	-	<20	-	-	-	-	<20	-	<20	-
>C10-C16 Fraction	µg/L	50	<50	<50	<50	-	<50	-	-	-	-	-	-	-	-
>C10-C16 Fraction minus naphthalene (F2)	µg/L	50	<50	<50	<50	-	<50	-	-	-	-	-	-	-	-
>C16-C34 Fraction	µg/L	100	<100	<100	<100	-	<100	-	-	-	-	-	-	-	-
>C34-C40 Fraction	µg/L	100	<100	<100	<100	-	<100	-	-	-	-	-	-	-	-
>C10-C40 Fraction (Sum)	µg/L	100	<100	<100	<100	-	<100	-	-	-	-	-	-	-	-
PAHs															
Acenaphthene	µg/L	0.01	<1	<1	<0.01	-	<0.01	-	-	-	-	-	-	-	-
Acenaphthylene	µg/L	0.01	<1	<1	<0.01	-	<0.01	-	-	-	-	-	-	-	-
Anthracene	µg/L	0.01	<1	<1	<0.01	-	<0.01	-	-	-	-	-	-	-	-
Benz(a)anthracene	µg/L	0.01	<1	<1	<0.01	-	<0.01	-	-	-	-	-	-	-	-
1-Chloronaphthalene	µg/L	5	<5	<5	-	-	-	-	-	-	-	-	-	-	-
2-Chloronaphthalene	µg/L	5	<5	<5	-	-	-	-	-	-	-	-	-	-	-
2-Methylnaphthalene	µg/L	5	<5	<5	-	-	-	-	-	-	-	-	-	-	-
Acetophenone	µg/L	5	<5	<5	-	-	-	-	-	-	-	-	-	-	-
Benzo(a)pyrene	µg/L	0.01	<1	<1	<0.01	-	<0.01	-	-	-	-	-	-	-	-
Benzo(b+j)fluoranthene	µg/L	0.01	<1	<1	<0.01	-	<0.01	-	-	-	-	-	-	-	-
Benzo(g,h,i)perylene	µg/L	0.01	<1	<1	<0.01	-	<0.01	-	-	-	-	-	-	-	-
Benzo(k)fluoranthene	µg/L	0.01	<1	<1	<0.01	-	<0.01	-	-	-	-	-	-	-	-
Chrysene	µg/L	0.01	<1	<1	<0.01	-	<0.01	-	-	-	-	-	-	-	-
7,12-Dimethylbenz(a)anthracene	µg/L	5	<5	<5	-	-	-	-	-	-	-	-	-	-	-
Dibenz(a,h)anthracene	µg/L	0.01	<1	<1	<0.01	-	<0.01	-	-	-	-	-	-	-	-
Fluoranthene	µg/L	0.01	<1	<1	0.20	-	<0.01	-	-	-	-	-	-	-	-
Fluorene	µg/L	0.01	<1	<1	<0.01	-	<0.01	-	-	-	-	-	-	-	-
3-Methylcholanthrene	µg/L	5	<5	<5	-	-	-	-	-	-	-	-	-	-	-
Indeno(1,2,3-c,d)pyrene	µg/L	0.01	<1	<1	<0.01	-	<0.01	-	-	-	-	-	-	-	-
Naphthalene	µg/L	0.01	<1	<1	<0.01	-	<0.01	-	-	-	-	<10	-	<10	<10
Phenanthrene	µg/L	0.01	<1	<1	0.10	-	<0.01	-	-	-	-	-	-	-	-
Pyrene	µg/L	0.01	<1	<1	0.40	-	<0.01	-	-	-	-	-	-	-	-
Sum of Polycyclic aromatic hydrocarbons (PAH)	µg/L	0.01	<1	<1	0.7	-	<0.01	-	-	-	-	-	-	-	-
Phenols															
2-Methylphenol	µg/L	3	<3	<3	-	-	-	-	-	-	-	-	-	-	-
2-Nitrophenol	µg/L	10	<10	<10	-	-	-	-	-	-	-	-	-	-	-
2,4-Dimethylphenol	µg/L	3	<3	<3	-	-	-	-	-	-	-	-	-	-	-
2,4-Dinitrophenol	µg/L	30	<30	<30	-	-	-	-	-	-	-	-	-	-	-
3-&4-Methylphenol (m&p-cresol)	µg/L	6	<6	<6	-	-	-	-	-	-	-	-	-	-	-
4-Chloro-3-methylphenol	µg/L	10	<10	<10	-	-	-	-	-	-	-	-	-	-	-
4-Nitrophenol	µg/L	30	<30	<30	-	-	-	-	-	-	-	-	-	-	-
4,6-Dinitro-2-methylphenol	µg/L	30	<30	<30	-	-	-	-	-	-	-	-	-	-	-
Phenol	µg/L	3	<3	<3	-	-	-	-	-	-	-	-	-	-	-
Halogenated Phenols															
2,4,5-Trichlorophenol	µg/L	10	<10	<10	-	-	-	-	-	-	-	-	-	-	-
2,4,6-Trichlorophenol	µg/L	10	<10	<10	-	-	-	-	-	-	-	-	-	-	-
2,4-Dichlorophenol	µg/L	3	<3	<3	-	-	-	-	-	-	-	-	-	-	-
2,6-Dichlorophenol	µg/L	3	<3	<3	-	-	-	-	-	-	-	-	-	-	-
2-Chlorophenol	µg/L	3	<3	<3	-	-	-	-	-	-	-	-	-	-	-
Pentachlorophenol	µg/L	10	<10	<10	-	-	-	-	-	-	-	-	-	-	-
2,3,4,6-Tetrachlorophenol	µg/L	10	<10	<10	-	-	-	-	-	-	-	-	-	-	-
MAH															

Table I5: Rinsate and Field Blanks - Water
Smithfield

		Field ID	QC300	RISANTE 2	QC300	QC301	RINSATE	QC400	FB 2	FIELD BLANK	QC401	TB	TB	QC400	TB
		Date	03/02/2024	13/02/2024	21/02/2024	21/02/2024	20/04/2024	05/02/2024	13/02/2024	20/04/2024	21/02/2024	04/02/2024	09/02/2024	21/02/2024	20/04/2024
		Sample Type	Rinsate	Rinsate	Rinsate	Rinsate	Rinsate	Field_B	Field_B	Field_B	Field_B	Trip_B	Trip_B	Trip_B	Trip_B
		Lab Report Number	1066481	1068199	1071334	1071334	1090330	1066481	1068199	1090330	1071334	1066481	1068199	1071334	1090330
	Unit	EQL													
1,2,4-Trimethylbenzene	µg/L	1	<1	<1	<1	-	<1	-	-	-	-	-	-	-	-
1,3,5-Trimethylbenzene	µg/L	1	<1	<1	<1	-	<1	-	-	-	-	-	-	-	-
Isopropylbenzene	µg/L	1	<1	<1	<1	-	<1	-	-	-	-	-	-	-	-
Styrene	µg/L	1	<1	<1	<1	-	<1	-	-	-	-	-	-	-	-
Total Monocylic Aromatic Hydrocarbons	µg/L	3	<3	<3	<3	-	<3	-	-	-	-	-	-	-	-
Halogenated Benzenes															
1,2,3-Trichlorobenzene	µg/L	5	<5	<5	-	-	-	-	-	-	-	-	-	-	-
1,2-Dichlorobenzene	µg/L	1	<1	<1	<1	-	<1	-	-	-	-	-	-	-	-
1,2,3,4-Tetrachlorobenzene	µg/L	5	<5	<5	-	-	-	-	-	-	-	-	-	-	-
1,2,3,5-Tetrachlorobenzene	µg/L	5	<5	<5	-	-	-	-	-	-	-	-	-	-	-
1,2,4,5-Tetrachlorobenzene	µg/L	5	<5	<5	-	-	-	-	-	-	-	-	-	-	-
1,2,4-Trichlorobenzene	µg/L	5	<5	<5	-	-	-	-	-	-	-	-	-	-	-
1,3-Dichlorobenzene	µg/L	1	<1	<1	<1	-	<1	-	-	-	-	-	-	-	-
1,3,5-Trichlorobenzene	µg/L	5	<5	<5	-	-	-	-	-	-	-	-	-	-	-
1,4-Dichlorobenzene	µg/L	1	<1	<1	<1	-	<1	-	-	-	-	-	-	-	-
4-Chlorotoluene	µg/L	1	<1	<1	<1	-	<1	-	-	-	-	-	-	-	-
Bromobenzene	µg/L	1	<1	<1	<1	-	<1	-	-	-	-	-	-	-	-
Chlorobenzene	µg/L	1	<1	<1	<1	-	<1	-	-	-	-	-	-	-	-
Pentachlorobenzene	µg/L	5	<5	<5	-	-	-	-	-	-	-	-	-	-	-
Halogenated Hydrocarbons															
1,2-Dibromoethane	µg/L	1	<1	<1	<1	-	<1	-	-	-	-	-	-	-	-
Bromomethane	µg/L	5	<5	<5	<5	-	<5	-	-	-	-	-	-	-	-
Dichlorodifluoromethane	µg/L	5	<5	<5	<5	-	<5	-	-	-	-	-	-	-	-
Iodomethane	µg/L	1	<1	<1	<1	-	<1	-	-	-	-	-	-	-	-
Trichlorofluoromethane	µg/L	5	<5	<5	<5	-	<5	-	-	-	-	-	-	-	-
Chlorinated Hydrocarbons															
1,1-Dichloroethane	µg/L	1	<1	<1	<1	-	<1	-	-	-	-	-	-	-	-
1,1-Dichloroethene	µg/L	1	<1	<1	<1	-	<1	-	-	-	-	-	-	-	-
1,1,1,2-Tetrachloroethane	µg/L	1	<1	<1	<1	-	<1	-	-	-	-	-	-	-	-
1,1,1-Trichloroethane	µg/L	1	<1	<1	<1	-	<1	-	-	-	-	-	-	-	-
1,1,2-Trichloroethane	µg/L	1	<1	<1	<1	-	<1	-	-	-	-	-	-	-	-
1,1,2,2-Tetrachloroethane	µg/L	1	<1	<1	<1	-	<1	-	-	-	-	-	-	-	-
1,2,3-Trichloropropane	µg/L	1	<1	<1	<1	-	<1	-	-	-	-	-	-	-	-
1,2-Dichloroethane	µg/L	1	<1	<1	<1	-	<1	-	-	-	-	-	-	-	-
1,3-Dichloropropane	µg/L	1	<1	<1	<1	-	<1	-	-	-	-	-	-	-	-
1,2-Dichloropropane	µg/L	1	<1	<1	<1	-	<1	-	-	-	-	-	-	-	-
Bromochloromethane	µg/L	1	<1	<1	<1	-	<1	-	-	-	-	-	-	-	-
Benzyl Chloride	µg/L	5	<5	<5	-	-	-	-	-	-	-	-	-	-	-
Bromodichloromethane	µg/L	1	<1	<1	<1	-	<1	-	-	-	-	-	-	-	-
Bromoform	µg/L	1	<1	<1	<1	-	<1	-	-	-	-	-	-	-	-
Carbon Tetrachloride	µg/L	1	<1	<1	<1	-	<1	-	-	-	-	-	-	-	-
Chlorodibromomethane	µg/L	1	<1	<1	<1	-	<1	-	-	-	-	-	-	-	-
Chloroethane	µg/L	5	<5	<5	<5	-	<5	-	-	-	-	-	-	-	-
Chloroform	µg/L	5	<5	<5	<5	-	<5	-	-	-	-	-	-	-	-
Chloromethane	µg/L	5	<5	<5	<5	-	<5	-	-	-	-	-	-	-	-
cis-1,2-Dichloroethene	µg/L	1	<1	<1	<1	-	<1	-	-	-	-	-	-	-	-
Dibromomethane	µg/L	1	<1	<1	<1	-	<1	-	-	-	-	-	-	-	-
cis-1,3-Dichloropropene	µg/L	1	<1	<1	<1	-	<1	-	-	-	-	-	-	-	-
Dichloromethane	µg/L	5	<5	<5	<5	-	<5	-	-	-	-	-	-	-	-
Hexachlorobutadiene	µg/L	5	<5	<5	-	-	-	-	-	-	-	-	-	-	-
Hexachlorocyclopentadiene	µg/L	5	<5	<5	-	-	-	-	-	-	-	-	-	-	-
Hexachloroethane	µg/L	5	<5	<5	-	-	-	-	-	-	-	-	-	-	-
Tetrachloroethene	µg/L	1	<1	<1	<1	-	<1	-	-	-	-	-	-	-	-
trans-1,2-Dichloroethene	µg/L	1	<1	<1	<1	-	<1	-	-	-	-	-	-	-	-
trans-1,3-Dichloropropene	µg/L	1	<1	<1	<1	-	<1	-	-	-	-	-	-	-	-
Trichloroethene	µg/L	1	<1	<1	<1	-	<1	-	-	-	-	-	-	-	-
Vinyl Chloride	µg/L	5	<5	<5	<5	-	<5	-	-	-	-	-	-	-	-
Total Chlorinated Hydrocarbons	µg/L	5	<5	<5	<5	-	<5	-	-	-	-	-	-	-	-
Total Other Chlorinated Hydrocarbons	µg/L	5	<5	<5	<5	-	<5	-	-	-	-	-	-	-	-
Solvents															
Methyl Ethyl Ketone (MEK)	µg/L	5	<5	<5	<5	-	<5	-	-	-	-	-	-	-	-
4-Methyl-2-pentanone	µg/L	5	<5	<5	<5	-	<5	-	-	-	-	-	-	-	-
Acetone	µg/L	5	<5	<5	<5	-	<5	-	-	-	-	-	-	-	-
Allyl chloride	µg/L	1	<1	<1	<1	-	<1	-	-	-	-	-	-	-	-
Carbon disulfide	µg/L	1	<1	<1	<1	-	<1	-	-	-	-	-	-	-	-
Explosives															
2,4-Dinitrotoluene	µg/L	5	<5	<5	-	-	-	-	-	-	-	-	-	-	-
2,6-Dinitrotoluene	µg/L	5	<5	<5	-	-	-	-	-	-	-	-	-	-	-
Nitrobenzene	µg/L	5	<5	<5	-	-	-	-	-	-	-	-	-	-	-
Nitroaromatics															
2-Picoline	µg/L	5	<5	<5	-	-	-	-	-	-	-	-	-	-	-
4-Aminobiphenyl	µg/L	5	<5	<5	-	-	-	-	-	-	-	-	-	-	-
Pentachloronitrobenzene	µg/L	5	<5	<5	-	-	-	-	-	-	-	-	-	-	-
Amino Aromatics															
1-naphthylamine	µg/L	5	<5	<5	-	-	-	-	-	-	-	-	-	-	-
2-naphthylamine	µg/L	5	<5	<5	-	-	-	-	-	-	-	-	-	-	-
Diphenylamine	µg/L	5	<5	<5	-	-	-	-	-	-	-	-	-	-	-
Anilines															
2-nitroaniline	µg/L	5	<5	<5	-	-	-	-	-	-	-	-	-	-	-
Aniline	µg/L	5	<5	<5	-	-	-	-	-	-	-	-	-	-	-
SVOCs															

Table I5: Rinsate and Field Blanks - Water
Smithfield

Field ID			QC300	RISANTE 2	QC300	QC301	RINSATE	QC400	FB 2	FIELD BLANK	QC401	TB	TB	QC400	TB
Date			03/02/2024	13/02/2024	21/02/2024	21/02/2024	20/04/2024	05/02/2024	13/02/2024	20/04/2024	21/02/2024	04/02/2024	09/02/2024	21/02/2024	20/04/2024
Sample Type			Rinsate	Rinsate	Rinsate	Rinsate	Rinsate	Field_B	Field_B	Field_B	Field_B	Trip_B	Trip_B	Trip_B	Trip_B
Lab Report Number			1066481	1068199	1071334	1071334	1090330	1066481	1068199	1090330	1071334	1066481	1068199	1071334	1090330
	Unit	EQL													
Dibenz(a,j)acridine	µg/L	5	<5	<5	-	-	-	-	-	-	-	-	-	-	-
3,3-Dichlorobenzidine	µg/L	5	<5	<5	-	-	-	-	-	-	-	-	-	-	-
4-(Dimethylamino) Azobenzene	µg/L	5	<5	<5	-	-	-	-	-	-	-	-	-	-	-
4-Bromophenyl Phenyl Ether	µg/L	5	<5	<5	-	-	-	-	-	-	-	-	-	-	-
4-Chlorophenyl Phenyl Ether	µg/L	5	<5	<5	-	-	-	-	-	-	-	-	-	-	-
Bis(2-chloroethoxy) methane	µg/L	5	<5	<5	-	-	-	-	-	-	-	-	-	-	-
Bis(2-chloroisopropyl)ether	µg/L	5	<5	<5	-	-	-	-	-	-	-	-	-	-	-
Dibenzofuran	µg/L	5	<5	<5	-	-	-	-	-	-	-	-	-	-	-
N-Nitrosopiperidine	µg/L	5	<5	<5	-	-	-	-	-	-	-	-	-	-	-
Amino Aliphatics															
N-nitrosodi-n-butylamine	µg/L	5	<5	<5	-	-	-	-	-	-	-	-	-	-	-
N-nitrosodi-n-propylamine	µg/L	5	<5	<5	-	-	-	-	-	-	-	-	-	-	-
Phthalates															
Bis(2-ethylhexyl) Phthalate	µg/L	5	<5	<5	-	-	-	-	-	-	-	-	-	-	-
Butyl Benzyl Phthalate	µg/L	5	<5	<5	-	-	-	-	-	-	-	-	-	-	-
Diethyl Phthalate	µg/L	5	<5	<5	-	-	-	-	-	-	-	-	-	-	-
Dimethyl Phthalate	µg/L	5	<5	<5	-	-	-	-	-	-	-	-	-	-	-
Dibutyl Phthalate	µg/L	5	<5	<5	-	-	-	-	-	-	-	-	-	-	-
Di-n-octyl Phthalate	µg/L	5	<5	<5	-	-	-	-	-	-	-	-	-	-	-
Polychlorinated Biphenyls															
Aroclor 1016	µg/L	5	<5	<5	-	-	-	-	-	-	-	-	-	-	-
Aroclor 1221	µg/L	5	<5	<5	-	-	-	-	-	-	-	-	-	-	-
Aroclor 1232	µg/L	5	<5	<5	-	-	-	-	-	-	-	-	-	-	-
Aroclor 1242	µg/L	5	<5	<5	-	-	-	-	-	-	-	-	-	-	-
Aroclor 1248	µg/L	5	<5	<5	-	-	-	-	-	-	-	-	-	-	-
Aroclor 1254	µg/L	5	<5	<5	-	-	-	-	-	-	-	-	-	-	-
Aroclor 1260	µg/L	5	<5	<5	-	-	-	-	-	-	-	-	-	-	-
PCBs (Sum of total)	µg/L	5	<5	<5	-	-	-	-	-	-	-	-	-	-	-
Organochlorine Pesticides															
a-BHC	µg/L	0.2	<0.2	<0.2	-	-	-	-	-	-	-	-	-	-	-
b-BHC	µg/L	0.2	<0.2	<0.2	-	-	-	-	-	-	-	-	-	-	-
d-BHC	µg/L	0.2	<0.2	<0.2	-	-	-	-	-	-	-	-	-	-	-
Dieldrin	µg/L	0.2	<0.2	<0.2	-	-	-	-	-	-	-	-	-	-	-
g-BHC (Lindane)	µg/L	0.2	<0.2	<0.2	-	-	-	-	-	-	-	-	-	-	-
Aldrin	µg/L	0.2	<0.2	<0.2	-	-	-	-	-	-	-	-	-	-	-
Aldrin + Dieldrin	µg/L	0.2	<0.2	<0.2	-	-	-	-	-	-	-	-	-	-	-
Chlordane	µg/L	2	<2	<2	-	-	-	-	-	-	-	-	-	-	-
DDT	µg/L	0.2	<0.2	<0.2	-	-	-	-	-	-	-	-	-	-	-
4,4-DDE	µg/L	0.2	<0.2	<0.2	-	-	-	-	-	-	-	-	-	-	-
DDD	µg/L	0.2	<0.2	<0.2	-	-	-	-	-	-	-	-	-	-	-
DDT+DDE+DDD	µg/L	0.2	<0.2	<0.2	-	-	-	-	-	-	-	-	-	-	-
Endosulfan I	µg/L	0.2	<0.2	<0.2	-	-	-	-	-	-	-	-	-	-	-
Endosulfan II	µg/L	0.2	<0.2	<0.2	-	-	-	-	-	-	-	-	-	-	-
Endosulfan sulfate	µg/L	0.2	<0.2	<0.2	-	-	-	-	-	-	-	-	-	-	-
Endrin	µg/L	0.2	<0.2	<0.2	-	-	-	-	-	-	-	-	-	-	-
Endrin aldehyde	µg/L	0.2	<0.2	<0.2	-	-	-	-	-	-	-	-	-	-	-
Endrin ketone	µg/L	0.2	<0.2	<0.2	-	-	-	-	-	-	-	-	-	-	-
Heptachlor	µg/L	0.2	<0.2	<0.2	-	-	-	-	-	-	-	-	-	-	-
Heptachlor epoxide	µg/L	0.2	<0.2	<0.2	-	-	-	-	-	-	-	-	-	-	-
Methoxychlor	µg/L	0.2	<0.2	<0.2	-	-	-	-	-	-	-	-	-	-	-
Toxaphene	µg/L	5	<5	<5	-	-	-	-	-	-	-	-	-	-	-
Organochlorine Pesticides (EPAVic)	µg/L	2	<2	<2	-	-	-	-	-	-	-	-	-	-	-
Other Organochlorine Pesticides (EPAVic)	µg/L	2	<2	<2	-	-	-	-	-	-	-	-	-	-	-
Herbicides															
Pronamide	µg/L	5	<5	<5	-	-	-	-	-	-	-	-	-	-	-
Trifluralin	µg/L	5	<5	<5	-	-	-	-	-	-	-	-	-	-	-
Fungicides															
Hexachlorobenzene	µg/L	0.2	<0.2	<0.2	-	-	-	-	-	-	-	-	-	-	-
(n:2) Fluorotelomer Sulfonic Acids															
4:2 Fluorotelomer sulfonic acid (4:2 FTS)	µg/L	0.01	<0.01	<0.01	<0.01	<0.01	<0.01	<0.01	<0.01	<0.01	<0.01	-	-	-	-
6:2 Fluorotelomer Sulfonate (6:2 FtS)	µg/L	0.05	<0.05	<0.05	<0.05	<0.05	<0.05	<0.05	<0.05	<0.05	<0.05	-	-	-	-
8:2 Fluorotelomer sulfonic acid (8:2 FTS)	µg/L	0.01	<0.01	<0.01	<0.01	<0.01	<0.01	<0.01	<0.01	<0.01	<0.01	-	-	-	-
10:2 Fluorotelomer sulfonic acid (10:2 FTS)	µg/L	0.01	<0.01	<0.01	<0.01	<0.01	<0.01	<0.01	<0.01	<0.01	<0.01	-	-	-	-
Perfluoroalkane Carboxylic Acids															
Perfluorohexanoic acid (PFHxA)	µg/L	0.01	<0.01	<0.01	<0.01	<0.01	<0.01	<0.01	<0.01	<0.01	<0.01	-	-	-	-
Perfluorododecanoic acid (PFDoDA)	µg/L	0.01	<0.01	<0.01	<0.01	<0.01	<0.01	<0.01	<0.01	<0.01	<0.01	-	-	-	-
Perfluorononanoic acid (PFNA)	µg/L	0.01	<0.01	<0.01	<0.01	<0.01	<0.01	<0.01	<0.01	<0.01	<0.01	-	-	-	-
Perfluoropentanoic acid (PFPeA)	µg/L	0.01	<0.01	<0.01	<0.01	<0.01	<0.01	<0.01	<0.01	<0.01	<0.01	-	-	-	-
Perfluorotetradecanoic acid (PFTeDA)	µg/L	0.01	<0.01	<0.01	<0.01	<0.01	<0.01	<0.01	<0.01	<0.01	<0.01	-	-	-	-
Perfluoroheptanoic acid (PFHpA)	µg/L	0.01	<0.01	<0.01	<0.01	<0.01	<0.01	<0.01	<0.01	<0.01	<0.01	-	-	-	-
Perfluorobutanoic acid (PFBA)	µg/L	0.05	<0.05	<0.05	<0.05	<0.05	<0.05	<0.05	<0.05	<0.05	<0.05	-	-	-	-
Perfluorodecanoic acid (PFDA)	µg/L	0.01	<0.01	<0.01	<0.01	<0.01	<0.01	<0.01	<0.01	<0.01	<0.01	-	-	-	-
Perfluorotridecanoic acid (PFTrDA)	µg/L	0.01	<0.01	<0.01	<0.01	<0.01	<0.01	<0.01	<0.01	<0.01	<0.01	-	-	-	-
Perfluoroundecanoic acid (PFUnDA)	µg/L	0.01	<0.01	<0.01	<0.01	<0.01	<0.01	<0.01	<0.01	<0.01	<0.01	-	-	-	-

Table I5: Rinsate and Field Blanks - Water
Smithfield

		Field ID	QC300	RISANTE 2	QC300	QC301	RINSATE	QC400	FB 2	FIELD BLANK	QC401	TB	TB	QC400	TB
		Date	03/02/2024	13/02/2024	21/02/2024	21/02/2024	20/04/2024	05/02/2024	13/02/2024	20/04/2024	21/02/2024	04/02/2024	09/02/2024	21/02/2024	20/04/2024
		Sample Type	Rinsate	Rinsate	Rinsate	Rinsate	Rinsate	Field_B	Field_B	Field_B	Field_B	Trip_B	Trip_B	Trip_B	Trip_B
		Lab Report Number	1066481	1068199	1071334	1071334	1090330	1066481	1068199	1090330	1071334	1066481	1068199	1071334	1090330
	Unit	EQL													
Perfluorooctanoic acid (PFOA)	µg/L	0.01	<0.01	<0.01	<0.01	<0.01	<0.01	<0.01	<0.01	<0.01	<0.01	-	-	-	-
Perfluoroalkane Sulfonic Acids															
Perfluorononane sulfonate (PFNS)	µg/L	0.01	<0.01	<0.01	<0.01	<0.01	<0.01	<0.01	<0.01	<0.01	<0.01	-	-	-	-
Perfluorooctanesulfonic acid (PFOS)	µg/L	0.01	<0.01	<0.01	<0.01	<0.01	<0.01	<0.01	<0.01	<0.01	<0.01	-	-	-	-
Perfluoropentane sulfonic acid (PFPeS)	µg/L	0.01	<0.01	<0.01	<0.01	<0.01	<0.01	<0.01	<0.01	<0.01	<0.01	-	-	-	-
Perfluorohexane sulfonic acid (PFHxS)	µg/L	0.01	<0.01	<0.01	<0.01	<0.01	<0.01	<0.01	<0.01	<0.01	<0.01	-	-	-	-
Perfluoroheptane sulfonic acid (PFHpS)	µg/L	0.01	<0.01	<0.01	<0.01	<0.01	<0.01	<0.01	<0.01	<0.01	<0.01	-	-	-	-
Perfluorodecanesulfonic acid (PFDS)	µg/L	0.01	<0.01	<0.01	<0.01	<0.01	<0.01	<0.01	<0.01	<0.01	<0.01	-	-	-	-
Perfluorobutane sulfonic acid (PFBS)	µg/L	0.01	<0.01	<0.01	<0.01	<0.01	<0.01	<0.01	<0.01	<0.01	<0.01	-	-	-	-
Perfluoropropanesulfonic acid (PFPrS)	µg/L	0.01	<0.01	<0.01	<0.01	<0.01	<0.01	<0.01	<0.01	<0.01	<0.01	-	-	-	-
Sum of PFHxS and PFOS	µg/L	0.01	<0.01	<0.01	<0.01	<0.01	<0.01	<0.01	<0.01	<0.01	<0.01	-	-	-	-
Perfluoroalkyl Sulfonamides															
N-Ethyl perfluorooctane sulfonamidoethanol (EtFOSE)	µg/L	0.05	<0.05	<0.05	<0.05	<0.05	<0.05	<0.05	<0.05	<0.05	<0.05	-	-	-	-
N-methylperfluorooctane sulfonamidoacetic acid (NMeFOSAA)	µg/L	0.05	<0.05	<0.05	<0.05	<0.05	<0.05	<0.05	<0.05	<0.05	<0.05	-	-	-	-
N-ethyl-perfluorooctanesulfonamidoacetic acid (NEtFOSAA)	µg/L	0.05	<0.05	<0.05	<0.05	<0.05	<0.05	<0.05	<0.05	<0.05	<0.05	-	-	-	-
N-Ethyl perfluorooctane sulfonamide (EtFOSA)	µg/L	0.05	<0.05	<0.05	<0.05	<0.05	<0.05	<0.05	<0.05	<0.05	<0.05	-	-	-	-
N-Methyl perfluorooctane sulfonamide (MeFOSA)	µg/L	0.05	<0.05	<0.05	<0.05	<0.05	<0.05	<0.05	<0.05	<0.05	<0.05	-	-	-	-
N-Methyl perfluorooctane sulfonamidoethanol (MeFOSE)	µg/L	0.05	<0.05	<0.05	<0.05	<0.05	<0.05	<0.05	<0.05	<0.05	<0.05	-	-	-	-
Perfluorooctane sulfonamide (FOSA)	µg/L	0.05	<0.05	<0.05	<0.05	<0.05	<0.05	<0.05	<0.05	<0.05	<0.05	-	-	-	-
PFAS															
Sum of enHealth PFAS (PFHxS + PFOS + PFOA)	µg/L	0.01	<0.01	<0.01	<0.01	<0.01	<0.01	<0.01	<0.01	<0.01	<0.01	-	-	-	-
Sum of US EPA PFAS (PFOS + PFOA)	µg/L	0.01	<0.01	<0.01	<0.01	<0.01	<0.01	<0.01	<0.01	<0.01	<0.01	-	-	-	-
Sum of PFAS	µg/L	0.1	<0.1	<0.1	<0.1	<0.1	<0.1	<0.1	<0.1	<0.1	<0.1	-	-	-	-

Table I6: Field Blank Vapour
Smithfield

		Field ID	FB 2	FB	FB
		Date	14/02/2024	05/02/2024	20/04/2024
		Sample Type	Field_B	Field_B	Field_B
		Lab Report Number	1069921	1066832	1090330
	Unit	EQL			
BTEX					
Benzene	µg/m3	71.428571	<71.428571	<71.428571	<71.428571
Toluene	µg/m3	71.428571	<71.428571	<71.428571	<71.428571
Ethylbenzene	µg/m3	71.428571	<71.428571	<71.428571	<71.428571
Total Xylene	µg/m3	214.285714	<214.285714	<214.285714	<214.285714
Total Recoverable Hydrocarbons					
C6-C10 Fraction	µg/m3	2,857.142857	<2,857.142857	<2,857.142857	<2,857.142857
C6-C10 Fraction minus BTEX (F1)	µg/m3	2,857.142857	<2,857.142857	<2,857.142857	<2,857.142857
>C10-C16 Fraction	µg/m3	2,857.142857	<2,857.142857	<2,857.142857	<2,857.142857
>C10-C16 Fraction minus naphthalene (F2)	µg/m3	2,857.142857	<2,857.142857	<2,857.142857	<2,857.142857
PAHs					
Naphthalene	µg/m3	71.428571	<71.428571	<71.428571	<71.428571
MAH					
1,2,4-Trimethylbenzene	µg/m3	71.428571	<71.428571	<71.428571	<71.428571
1,3,5-Trimethylbenzene	µg/m3	71.428571	<71.428571	<71.428571	<71.428571
Isopropylbenzene	µg/m3	71.428571	<71.428571	<71.428571	<71.428571
n-Butylbenzene	µg/m3	71.428571	<71.428571	<71.428571	<71.428571
n-Propylbenzene	µg/m3	71.428571	<71.428571	<71.428571	<71.428571
p-Isopropyltoluene	µg/m3	71.428571	<71.428571	<71.428571	<71.428571
sec-Butylbenzene	µg/m3	71.428571	<71.428571	<71.428571	<71.428571
tert-Butylbenzene	µg/m3	71.428571	<71.428571	<71.428571	<71.428571
Styrene	µg/m3	714.285714	<714.285714	<714.285714	<714.285714
Halogenated Benzenes					
1,2,3-Trichlorobenzene	µg/m3	71.428571	<71.428571	<71.428571	<71.428571
1,2-Dichlorobenzene	µg/m3	71.428571	<71.428571	<71.428571	<71.428571
1,2,4-Trichlorobenzene	µg/m3	71.428571	<71.428571	<71.428571	<71.428571
1,3-Dichlorobenzene	µg/m3	71.428571	<71.428571	<71.428571	<71.428571
2-Chlorotoluene	µg/m3	71.428571	<71.428571	<71.428571	<71.428571
1,4-Dichlorobenzene	µg/m3	71.428571	<71.428571	<71.428571	<71.428571
4-Chlorotoluene	µg/m3	71.428571	<71.428571	<71.428571	<71.428571
Chlorobenzene	µg/m3	71.428571	<71.428571	<71.428571	<71.428571
Halogenated Hydrocarbons					
1,2-Dibromoethane	µg/m3	71.428571	<71.428571	<71.428571	<71.428571
Trichlorofluoromethane	µg/m3	71.428571	<71.428571	<71.428571	<71.428571
Chlorinated Hydrocarbons					
1,1-Dichloropropene	µg/m3	71.428571	<71.428571	<71.428571	<71.428571
1,1-Dichloroethane	µg/m3	71.428571	<71.428571	<71.428571	<71.428571
1,1-Dichloroethene	µg/m3	71.428571	<71.428571	<71.428571	<71.428571
1,1,1,2-Tetrachloroethane	µg/m3	71.428571	<71.428571	<71.428571	<71.428571
1,1,1-Trichloroethane	µg/m3	71.428571	<71.428571	<71.428571	<71.428571
1,2-Dibromo-3-chloropropane	µg/m3	71.428571	<71.428571	<71.428571	<71.428571
1,1,2-Trichloroethane	µg/m3	71.428571	<71.428571	<71.428571	<71.428571
1,1,2,2-Tetrachloroethane	µg/m3	71.428571	<71.428571	<71.428571	<71.428571
1,2,3-Trichloropropane	µg/m3	71.428571	<71.428571	<71.428571	<71.428571
1,2-Dichloroethane	µg/m3	71.428571	<71.428571	<71.428571	<71.428571
1,3-Dichloropropane	µg/m3	71.428571	<71.428571	<71.428571	<71.428571
1,2-Dichloropropane	µg/m3	71.428571	<71.428571	<71.428571	<71.428571
2,2-Dichloropropane	µg/m3	71.428571	<71.428571	<71.428571	<71.428571
Bromochloromethane	µg/m3	71.428571	<71.428571	<71.428571	<71.428571
Bromodichloromethane	µg/m3	71.428571	<71.428571	<71.428571	<71.428571
Bromoform	µg/m3	71.428571	<71.428571	<71.428571	<71.428571
Carbon Tetrachloride	µg/m3	71.428571	<71.428571	<71.428571	<71.428571
Chlorodibromomethane	µg/m3	71.428571	<71.428571	<71.428571	<71.428571
Chloroform	µg/m3	71.428571	<71.428571	<71.428571	<71.428571
cis-1,2-Dichloroethene	µg/m3	71.428571	<71.428571	<71.428571	<71.428571
Dibromomethane	µg/m3	71.428571	<71.428571	<71.428571	<71.428571
cis-1,3-Dichloropropene	µg/m3	71.428571	<71.428571	<71.428571	<71.428571
Hexachlorobutadiene	µg/m3	71.428571	<71.428571	<71.428571	<71.428571
Tetrachloroethene	µg/m3	71.428571	<71.428571	<71.428571	<71.428571
trans-1,3-Dichloropropene	µg/m3	71.428571	<71.428571	<71.428571	<71.428571
Trichloroethene	µg/m3	71.428571	<71.428571	<71.428571	<71.428571
Vinyl Chloride	µg/m3	71.428571	<71.428571	<71.428571	<71.428571
Solvents					
2-Propanol	µg/m3	1,428.571429	<1,428.571429	<1,428.571429	<1,428.571429

Table I7: Trip Spikes
Smithfield

		Field ID	TS	TS	QC500	TS
		Date	04/02/2024	09/02/2024	21/02/2024	20/04/2024
		Sample Type	Trip_S	Trip_S	Trip_S	Trip_S
		Lab Report No.	1066481	1068199	1071334	1090330
	Unit	EQL				
BTEX						
Benzene	%	1	98	96	110	110
Toluene	%	1	77	96	120	110
Ethylbenzene	%	1	94	90	86	99
Xylene (m & p)	%	1	99	95	84	100
Xylene (o)	%	1	95	91	83	100
Total Xylene	%	1	96	92	83	100
Total Petroleum Hydrocarbons						
C6-C9 Fraction	%	1	71	-	75	-
Total Recoverable Hydrocarbons						
C6-C10 Fraction	%	1	72	-	72	-
PAHs						
Naphthalene	%	1	100	-	79	81

Appendix K: Fieldnotes and Calibration Certificates

WAMSCIENTIFIC
Your water and air monitoring equipment specialists

Certificate of Service and Calibration
Interface Meter
Heron H.Oil

Company Name	WAM Scientific
Office Address	26 Bungarra Crescent, Chipping Norton NSW 2170
Phone Number	+61 405 241 484
Contact Name	William Pak
Instrument	Heron H.Oil Interface Meter (30m)
Serial Number	01-7967
Client Name	Julia Nicholson/Rowan Faint (Senversa)
Project Number	PO021732/PO021776

Instrument Check			
Item	Test	Test Passed	Comments
9V Battery	Klein Tools MM300 Multimeter	✓	Battery voltage reading above 7.9V
Battery Box	Check	✓	No damage
Face and Back Plates	Check	✓	No damage
Thumb Screws	Check	✓	Rubber ends intact
Tape Hangar/Protector	Check	✓	No damage
On/Off Button	Operation	✓	Button is functional
Buzzer	Operation	✓	Intermittent tone in H_2O, solid tone in product
LED Signal Light	Operation	✓	LED light functional – green and red
Probe	Operation/Check	✓	Decontaminated, cleaned and tested
Tape	Condition/Check	✓	Decontaminated and cleaned, no damage
Connection	Check	✓	Probe and link connected correctly and tightly
PCB	Operation	✓	Unit is fully functional
Electronics Panel	Orientation	✓	Correctly aligned

Instrument Readings		
Product	Buzzer	LED Light
H_2O	Intermittent	Blinking – Red
Petroleum	Solid	Steady – Red

Declaration
WAM Scientific certifies that the above instrument was successfully tested according to manufacturer's standards and all necessary checks were conducted to ensure the instrument was fully operational prior to dispatch. The interface meter was decontaminated, cleaned and tested with a mixture of tap water and petrol, shielded from ambient light.

Checked By	William Pak
Calibration Date	20/02/2024
Calibration Due	20/08/2024

WAMSCIENTIFIC
Your water and air monitoring equipment specialists

WAM Scientific:
Sydney Office - Clemton Park
16 Lawn Avenue
CLEMTON PARK NSW 2206
T: +61 405 241 484
E: rentals@wamscientific.com.au

Website: www.wamscientific.com.au
Alternate Email Addresses:
admin@wamscientific.com.au
accounts@wamscientific.com.au
sales@wamscientific.com.au
service@wamscientific.com.au

WAMSCIENTIFIC
Your water and air monitoring equipment specialists

Certificate of Service and Calibration
Interface Meter
Heron H.Oil

Company Name	WAM Scientific
Office Address	26 Bungarra Crescent, Chipping Norton NSW 2170
Phone Number	+61 405 241 484
Contact Name	William Pak
Instrument	Heron H.Oil Interface Meter (60m)
Serial Number	01-8287
Client Name	Julia Nicholson (Senversa)
Project Number	S21182

Instrument Check			
Item	Test	Test Passed	Comments
9V Battery	Klein Tools MM300 Multimeter	✓	Battery voltage reading above 7.9V
Battery Box	Check	✓	No damage
Face and Back Plates	Check	✓	No damage
Thumb Screws	Check	✓	Rubber ends intact
Tape Hangar/Protector	Check	✓	No damage
On/Off Button	Operation	✓	Button is functional
Buzzer	Operation	✓	Intermittent tone in H_2O, solid tone in product
LED Signal Light	Operation	✓	LED light functional – green and red
Probe	Operation/Check	✓	Decontaminated, cleaned and tested
Tape	Condition/Check	✓	Decontaminated and cleaned, no damage
Connection	Check	✓	Probe and link connected correctly and tightly
PCB	Operation	✓	Unit is fully functional
Electronics Panel	Orientation	✓	Correctly aligned

Instrument Readings		
Product	Buzzer	LED Light
H_2O	Intermittent	Blinking – Red
Petroleum	Solid	Steady – Red

Declaration
WAM Scientific certifies that the above instrument was successfully tested according to manufacturer's standards and all necessary checks were conducted to ensure the instrument was fully operational prior to dispatch. The interface meter was decontaminated, cleaned and tested with a mixture of tap water and petrol, shielded from ambient light.

Checked By	William Pak
Calibration Date	18/04/2024
Calibration Due	18/10/2024

WAMSCIENTIFIC
Your water and air monitoring equipment specialists

WAM Scientific:
26 Bungarra Crescent
CHIPPING NORTON NSW 2170
T: +61 405 241 484 | +61 424 198 667
E: rentals@wamscientific.com.au
E: accounts@wamscientific.com.au

WAMSCIENTIFIC
Your water and air monitoring equipment specialists

Certificate of Service and Calibration
Interface Meter
Heron H.Oil

Company Name	WAM Scientific
Office Address	26 Bungarra Crescent, Chipping Norton NSW 2170
Phone Number	+61 405 241 484
Contact Name	William Pak
Instrument	Heron H.Oil Interface Meter (30m)
Serial Number	Julia Nicholson (Senversa)
Client Name	PO021776
Project Number	-

Instrument Check			
Item	Test	Test Passed	Comments
9V Battery	Klein Tools MM300 Multimeter	✓	Battery voltage reading above 7.9V
Battery Box	Check	✓	No damage
Face and Back Plates	Check	✓	No damage
Thumb Screws	Check	✓	Rubber ends intact
Tape Hangar/Protector	Check	✓	No damage
On/Off Button	Operation	✓	Button is functional
Buzzer	Operation	✓	Intermittent tone in H_2O, solid tone in product
LED Signal Light	Operation	✓	LED light functional – green and red
Probe	Operation/Check	✓	Decontaminated, cleaned and tested
Tape	Condition/Check	✓	Decontaminated and cleaned, no damage
Connection	Check	✓	Probe and link connected correctly and tightly
PCB	Operation	✓	Unit is fully functional
Electronics Panel	Orientation	✓	Correctly aligned

Instrument Readings		
Product	Buzzer	LED Light
H_2O	Intermittent	Blinking – Red
Petroleum	Solid	Steady – Red

Declaration
WAM Scientific certifies that the above instrument was successfully tested according to manufacturer's standards and all necessary checks were conducted to ensure the instrument was fully operational prior to dispatch. The interface meter was decontaminated, cleaned and tested with a mixture of tap water and petrol, shielded from ambient light.

Checked By	William Pak
Calibration Date	11/02/2024
Calibration Due	11/08/2024

WAMSCIENTIFIC
Your water and air monitoring equipment specialists

WAM Scientific:
Sydney Office - Clemton Park
16 Lawn Avenue
CLEMTON PARK NSW 2206
T: +61 405 241 484
E: rentals@wamscientific.com.au

Website: www.wamscientific.com.au
Alternate Email Addresses:
admin@wamscientific.com.au
accounts@wamscientific.com.au
sales@wamscientific.com.au
service@wamscientific.com.au

WAMSCIENTIFIC
Your water and air monitoring equipment specialists

Certificate of Service and Calibration
Interface Meter
Heron H.Oil

Company Name	WAM Scientific
Office Address	26 Bungarra Crescent, Chipping Norton NSW 2170
Phone Number	+61 405 241 484
Contact Name	William Pak
Instrument	Heron H.Oil Interface Meter (30m)
Serial Number	01-09088
Client Name	Julia Nicholson (Senversa)
Project Number	PO021732

Instrument Check			
Item	Test	Test Passed	Comments
9V Battery	Klein Tools MM300 Multimeter	✓	Battery voltage reading above 7.9V
Battery Box	Check	✓	No damage
Face and Back Plates	Check	✓	No damage
Thumb Screws	Check	✓	Rubber ends intact
Tape Hangar/Protector	Check	✓	No damage
On/Off Button	Operation	✓	Button is functional
Buzzer	Operation	✓	Intermittent tone in H_2O, solid tone in product
LED Signal Light	Operation	✓	LED light functional – green and red
Probe	Operation/Check	✓	Decontaminated, cleaned and tested
Tape	Condition/Check	✓	Decontaminated and cleaned, no damage
Connection	Check	✓	Probe and link connected correctly and tightly
PCB	Operation	✓	Unit is fully functional
Electronics Panel	Orientation	✓	Correctly aligned

Instrument Readings		
Product	Buzzer	LED Light
H_2O	Intermittent	Blinking – Red
Petroleum	Solid	Steady – Red

Declaration
WAM Scientific certifies that the above instrument was successfully tested according to manufacturer's standards and all necessary checks were conducted to ensure the instrument was fully operational prior to dispatch. The interface meter was decontaminated, cleaned and tested with a mixture of tap water and petrol, shielded from ambient light.

Checked By	William Pak
Calibration Date	01/02/2024
Calibration Due	01/08/2024

WAMSCIENTIFIC
Your water and air monitoring equipment specialists

WAM Scientific:
Sydney Office - Clemton Park
16 Lawn Avenue
CLEMTON PARK NSW 2206
T: +61 405 241 484
E: rentals@wamscientific.com.au

Website: www.wamscientific.com.au
Alternate Email Addresses:
admin@wamscientific.com.au
accounts@wamscientific.com.au
sales@wamscientific.com.au
service@wamscientific.com.au

WAMSCIENTIFIC
Your water and air monitoring equipment specialists

Certificate of Service and Calibration
Water Quality Meter
YSI Professional Plus

Company Name	WAM Scientific
Office Address	26 Bungarra Crescent, Chipping Norton NSW 2170
Phone Number	+61 405 241 484
Contact Name	William Pak
Instrument	YSI Pro Quatro Water Quality Meter w/ 1m Quatro Cable
Serial Number	20D101036
Client Name	Julia Nicholson (Senversa)
Project Number	S21182
Comments	-

Instrument Check

Item	Test	Test Passed	Comments
2 x Alkaline C-size Batteries	Klein Tools MM300 Multimeter	✓	Both batteries reading above 2.9V
Battery Saver Function	Operation	✓	Automatically turns off after 60 minutes if idle
Unit Display	Operation	✓	Screen visible, no damage
Keypad	Operation	✓	Responsive, no damage
Connection Port and Cable	Condition/Check	✓	Clean, no damage
Monitor Housing	Condition/Check	✓	No damage
Firmware	Version	✓	4.0.0
pH Probe	Condition/Calibration	✓	Calibrated and conforms to manufacturer's specs
pH millivolts for pH 7.00	Calibration	✓	pH 7.00 calibration range between 0 mV ± 50 mV
pH millivolts for pH 4.00	Calibration	✓	pH 4 mV range +165 to +180 from 7 buffer mV value
pH slope	Calibration	✓	Range between 55 to 60 mV/pH (ideal value 59 mV)
Response time < 90 seconds	Calibration	✓	Responds to correct value within 90 seconds
ORP Probe	Condition/Calibration	✓	Calibrated and conforms to manufacturer's specs
ORP Reading	Calibration	✓	Within ± 80 mV of reference Zobell Reading
Response time < 90 seconds	Calibration	✓	Responds to correct value within 90 seconds
Conductivity/Temp Probe	Condition/Calibration	✓	Calibrated and conforms to manufacturer's specs
Conductivity Cell	Calibration	✓	Conductivity cell constant 5.0 ± 1.0 in GLP file
Clean Sensor Readings	Calibration	✓	Clean sensor reads less than 3 uS/cm in dry air
Dissolved Oxygen Probe	Condition/Calibration	✓	Calibrated and conforms to manufacturer's specs
DO Cap	Condition/Calibration	✓	1.25 mil PE membrane (yellow membrane)
DO Sensor in Use	Condition	✓	Polarographic DO sensor
DO Sensor Value	Calibration	✓	(min 4.31 uA - max 8.00 uA) Avg 6.15 uA

Instrument Readings

Parameter	Standard Used	Reference No.	Calibration Value	Observed	Actual	Units
Temperature	Centre 370 Thermometer	Room Temp.	21.8	22.7	21.8	°C
pH	pH 4.00	386466	4.01	3.91	4.01	pH
pH	pH 7.00	387329	7.00	6.90	7.00	pH
Conductivity	2760 µs/cm at 25°C	388521	2760	2722	2760	µs/cm
ORP (Ref. check only)	Zobell A & B	380835/382785	238.3	245.9	238.3	mV
Zero Dissolved O_2	$NaSO_3$ in Distilled H_2O	389912	0.0	2.8	0.0	%
100% Dissolved O_2	100% Air Saturated H_2O	Fresh Air	100.0	106.8	100.0	%

Declaration

WAM Scientific certifies that the above instrument was successfully tested according to manufacturer's standards and all necessary checks were conducted to ensure the instrument was fully operational prior to dispatch. The calibration data supplied was obtained in accordance with manufacturer's specifications using solutions of known values.

Calibrated By	William Pak
Calibration Date	18/04/2024
Calibration Due	18/10/2024

WAMSCIENTIFIC
Your water and air monitoring equipment specialists

WAM Scientific:
26 Bungarra Crescent
CHIPPING NORTON NSW 2170
T: +61 405 241 484 | +61 424 198 667
E: rentals@wamscientific.com.au
E: accounts@wamscientific.com.au

WAMSCIENTIFIC
Your water and air monitoring equipment specialists

Certificate of Service and Calibration
Water Quality Meter
YSI Professional Plus

Company Name	WAM Scientific
Office Address	26 Bungarra Crescent, Chipping Norton NSW 2170
Phone Number	+61 405 241 484
Contact Name	William Pak
Instrument	YSI Pro Quatro Water Quality Meter w/ 1m Quatro Cable
Serial Number	21A103000
Client Name	Julia Nicholson/Rowan Faint (Senversa)
Project Number	PO021732/PO021776
Comments	-

Instrument Check

Item	Test	Test Passed	Comments
2 x Alkaline C-size Batteries	Klein Tools MM300 Multimeter	✓	Both batteries reading above 2.9V
Battery Saver Function	Operation	✓	Automatically turns off after 60 minutes if idle
Unit Display	Operation	✓	Screen visible, no damage
Keypad	Operation	✓	Responsive, no damage
Connection Port and Cable	Condition/Check	✓	Clean, no damage
Monitor Housing	Condition/Check	✓	No damage
Firmware	Version	✓	4.0.0
pH Probe	Condition/Calibration	✓	Calibrated and conforms to manufacturer's specs
pH millivolts for pH 7.00	Calibration	✓	pH 7.00 calibration range between 0 mV ± 50 mV
pH millivolts for pH 4.00	Calibration	✓	pH 4 mV range +165 to +180 from 7 buffer mV value
pH slope	Calibration	✓	Range between 55 to 60 mV/pH (ideal value 59 mV)
Response time < 90 seconds	Calibration	✓	Responds to correct value within 90 seconds
ORP Probe	Condition/Calibration	✓	Calibrated and conforms to manufacturer's specs
ORP Reading	Calibration	✓	Within ± 80 mV of reference Zobell Reading
Response time < 90 seconds	Calibration	✓	Responds to correct value within 90 seconds
Conductivity/Temp Probe	Condition/Calibration	✓	Calibrated and conforms to manufacturer's specs
Conductivity Cell	Calibration	✓	Conductivity cell constant 5.0 ± 1.0 in GLP file
Clean Sensor Readings	Calibration	✓	Clean sensor reads less than 3 uS/cm in dry air
Dissolved Oxygen Probe	Condition/Calibration	✓	Calibrated and conforms to manufacturer's specs
DO Cap	Condition/Calibration	✓	1.25 mil PE membrane (yellow membrane)
DO Sensor in Use	Condition	✓	Polarographic DO sensor
DO Sensor Value	Calibration	✓	(min 4.31 uA - max 8.00 uA) Avg 6.15 uA

Instrument Readings

Parameter	Standard Used	Reference No.	Calibration Value	Observed	Actual	Units
Temperature	Centre 370 Thermometer	Room Temp.	24.2	25.5	24.2	°C
pH	pH 4.00	386466	4.01	4.02	4.01	pH
pH	pH 7.00	387329	7.00	6.96	7.00	pH
Conductivity	2760 µs/cm at 25°C	388521	2760	2792	2760	µs/cm
ORP (Ref. check only)	Zobell A & B	380835/382785	231.4	227.4	231.4	mV
Zero Dissolved O_2	$NaSO_3$ in Distilled H_2O	389912	0.0	-0.4	0.0	%
100% Dissolved O_2	100% Air Saturated H_2O	Fresh Air	100.0	99.1	100.0	%

Declaration

WAM Scientific certifies that the above instrument was successfully tested according to manufacturer's standards and all necessary checks were conducted to ensure the instrument was fully operational prior to dispatch. The calibration data supplied was obtained in accordance with manufacturer's specifications using solutions of known values.

Calibrated By	William Pak
Calibration Date	18/02/2024
Calibration Due	18/08/2024

WAM Scientific:
26 Bungarra Crescent
CHIPPING NORTON NSW 2170
T: +61 405 241 484 | +61 424 198 667
E: rentals@wamscientific.com.au
E: accounts@wamscientific.com.au

WAMSCIENTIFIC
Your water and air monitoring equipment specialists

Certificate of Service and Calibration

Gas Detector

MiniRAE 3000

Company Name	WAM Scientific
Office Address	26 Bungarra Crescent, Chipping Norton NSW 2170
Phone Number	+61 405 241 484
Contact Name	William Pak
Instrument	MiniRAE 3000 (PGM 7320)
Serial Number	592-901205
Client Name	Julia Nicholson/Rowan Faint (Senversa)
Project Number	PO021732/PO021776

Instrument Check			
Item	Test	Test Passed	Comments
Li-Ion Rechargeable Battery	Battery Charge and Drain	✓	Unit runs for > 8 hours on a full charge
Charger and Power Supply	Operation/Check	✓	No damage
Unit Display	Operation	✓	Screen visible, no damage
Keypad	Operation	✓	Responsive, no damage
Pump	Flow Check	✓	Flow rate > 0.5 L/min
Monitor Housing	Condition/Check	✓	No damage
Rubber Boot	Check	✓	Clean, no damage
Flexi Probe	Condition/Check	✓	No leaks, no damage
Water Trap Filter	Visual Check	✓	Clean
Alarms	Audible, Visual, Vibration Check	✓	All modes of alarms are functional
Data Logger	Operation	✓	Unit records data, default set at 60 seconds
Lamp and Sensor	Clean and Calibration	✓	Lamp and PID sensor cleaned and calibrated
PCB	Operation	✓	Unit is fully functional
Firmware	Version	✓	v2.20A

Instrument Readings					
Parameter	Calibration Gas	Concentration	Reference No.	Zero Reading	Span Reading
PID (10.6eV)	Isobutylene	100 ppm	WO383117-18	0 ppm	100.0 ppm

Declaration
WAM Scientific certifies that the above instrument was successfully tested according to manufacturer's standards and all necessary checks were conducted to ensure the instrument was fully operational prior to dispatch. The calibration data supplied was obtained in accordance with manufacturer's specifications using gases of known concentrations.

Calibrated By	William Pak
Calibration Date	09/02/2024
Calibration Due	09/08/2024

WAM Scientific:
26 Bungarra Crescent
CHIPPING NORTON NSW 2170
T: +61 405 241 484 | +61 424 198 667
E: rentals@wamscientific.com.au
E: accounts@wamscientific.com.au

Certificate of Service and Calibration

Gas Detector

MiniRAE 3000

Company Name	WAM Scientific
Office Address	26 Bungarra Crescent, Chipping Norton NSW 2170
Phone Number	+61 405 241 484
Contact Name	William Pak
Instrument	MiniRAE 3000 (PGM 7320)
Serial Number	592-901205
Client Name	Julia Nicholson (Senversa)
Project Number	PO021776

Instrument Check			
Item	Test	Test Passed	Comments
Li-Ion Rechargeable Battery	Battery Charge and Drain	✓	Unit runs for > 8 hours on a full charge
Charger and Power Supply	Operation/Check	✓	No damage
Unit Display	Operation	✓	Screen visible, no damage
Keypad	Operation	✓	Responsive, no damage
Pump	Flow Check	✓	Flow rate > 0.5 L/min
Monitor Housing	Condition/Check	✓	No damage
Rubber Boot	Check	✓	Clean, no damage
Flexi Probe	Condition/Check	✓	No leaks, no damage
Water Trap Filter	Visual Check	✓	Clean
Alarms	Audible, Visual, Vibration Check	✓	All modes of alarms are functional
Data Logger	Operation	✓	Unit records data, default set at 60 seconds
Lamp and Sensor	Clean and Calibration	✓	Lamp and PID sensor cleaned and calibrated
PCB	Operation	✓	Unit is fully functional
Firmware	Version	✓	v2.20A

Instrument Readings					
Parameter	Calibration Gas	Concentration	Reference No.	Zero Reading	Span Reading
PID (10.6eV)	Isobutylene	100 ppm	WO383117-18	0 ppm	100.0 ppm

Declaration
WAM Scientific certifies that the above instrument was successfully tested according to manufacturer's standards and all necessary checks were conducted to ensure the instrument was fully operational prior to dispatch. The calibration data supplied was obtained in accordance with manufacturer's specifications using gases of known concentrations.

Calibrated By	William Pak
Calibration Date	09/02/2024
Calibration Due	09/08/2024

WAM Scientific:
26 Bungarra Crescent
CHIPPING NORTON NSW 2170
T: +61 405 241 484 | +61 424 198 667
E: rentals@wamscientific.com.au
E: accounts@wamscientific.com.au

Certificate of Service and Calibration

Gas Detector

MiniRAE 3000

Company Name	WAM Scientific
Office Address	26 Bungarra Crescent, Chipping Norton NSW 2170
Phone Number	+61 405 241 484
Contact Name	William Pak
Instrument	MiniRAE 3000 (PGM 7320)
Serial Number	592-932890
Client Name	Julia Nicholson (Senversa)
Project Number	S21182

Instrument Check			
Item	Test	Test Passed	Comments
Li-Ion Rechargeable Battery	Battery Charge and Drain	✓	Unit runs for > 8 hours on a full charge
Charger and Power Supply	Operation/Check	✓	No damage
Unit Display	Operation	✓	Screen visible, no damage
Keypad	Operation	✓	Responsive, no damage
Pump	Flow Check	✓	Flow rate > 0.5 L/min
Monitor Housing	Condition/Check	✓	No damage
Rubber Boot	Check	✓	Clean, no damage
Flexi Probe	Condition/Check	✓	No leaks, no damage
Water Trap Filter	Visual Check	✓	Clean
Alarms	Audible, Visual, Vibration Check	✓	All modes of alarms are functional
Data Logger	Operation	✓	Unit records data, default set at 60 seconds
Lamp and Sensor	Clean and Calibration	✓	Lamp and PID sensor cleaned and calibrated
PCB	Operation	✓	Unit is fully functional
Firmware	Version	✓	v2.20A

Instrument Readings					
Parameter	Calibration Gas	Concentration	Reference No.	Zero Reading	Span Reading
PID (10.6eV)	Isobutylene	100 ppm	WO249314-15	0 ppm	100.2 ppm

Declaration
WAM Scientific certifies that the above instrument was successfully tested according to manufacturer's standards and all necessary checks were conducted to ensure the instrument was fully operational prior to dispatch. The calibration data supplied was obtained in accordance with manufacturer's specifications using gases of known concentrations.

Calibrated By	William Pak
Calibration Date	18/04/2024
Calibration Due	18/10/2024

WAM Scientific:
26 Bungarra Crescent
CHIPPING NORTON NSW 2170
T: +61 405 241 484 | +61 424 198 667
E: rentals@wamscientific.com.au
E: accounts@wamscientific.com.au

WAMSCIENTIFIC
Your water and air monitoring equipment specialists

Certificate of Service and Calibration
Peristaltic Pump
Geotech Geopump 2

Company Name	WAM Scientific
Office Address	26 Bungarra Crescent, Chipping Norton NSW 2170
Phone Number	+61 405 241 484
Contact Name	William Pak
Instrument	Geotech Geopump Peristaltic Pump
Cable Length	4.5m
Serial Number	Pump: 6737
Serial Number	Head: -
Client Name	Julia Nicholson/Rowan Faint (Senversa)
Project Number	PO021732/PO021776

Instrument Check			
Item	Test	Test Passed	Comments
2 x 12V Batteries	Klein Tools MM300 Multimeter	✓	Both batteries reading above 12V
Battery Terminals	Check	✓	No damage
Charger	Condition/Check	✓	Functioning
Cabling	Check	✓	No damage
Alligator Clips	Check	✓	Protected, no damage
Casing	Check	✓	Clean, no damage
Handle	Check	✓	No damage
Pump Head	Check	✓	EZ2 Head, no damage
Pump Condition	Decontamination	✓	Decontaminated
Pump Operation	Operation	✓	Peristaltic pump functional
Pump Tubing	Replacement	✓	New 0.5m ¼" OD LDPE silicon tubing
Pump Speed	Operation	✓	Speed knob functional

Inclusions
2 x Sealed lead acid 12V batteries included 1x Carry case for 12V batteries included 1x Intrinsically safe charger (clips) included

Declaration
WAM Scientific certifies that the above instrument was successfully tested according to manufacturer's standards and all necessary checks were conducted to ensure the instrument was fully operational prior to dispatch. The pump has been decontaminated and cleaned upon return from the previous hire and is in good working order.

Checked By	William Pak
Calibration Date	18/02/2024
Calibration Due	18/08/2024

WAMSCIENTIFIC
Your water and air monitoring equipment specialists

WAM Scientific:
26 Bungarra Crescent
CHIPPING NORTON NSW 2170
T: +61 405 241 484 | +61 424 198 667
E: rentals@wamscientific.com.au
E: accounts@wamscientific.com.au

WAMSCIENTIFIC
Your water and air monitoring equipment specialists

Certificate of Service and Calibration
Peristaltic Pump
Geotech Geopump 2

Company Name	WAM Scientific
Office Address	26 Bungarra Crescent, Chipping Norton NSW 2170
Phone Number	+61 405 241 484
Contact Name	William Pak
Instrument	Geotech Geopump Peristaltic Pump
Cable Length	4.5m
Serial Number	Pump: 6737
Serial Number	Head: -
Client Name	Julia Nicholson (Senversa)
Project Number	S21182

Instrument Check			
Item	Test	Test Passed	Comments
2 x 12V Batteries	Klein Tools MM300 Multimeter	✓	Both batteries reading above 12V
Battery Terminals	Check	✓	No damage
Charger	Condition/Check	✓	Functioning
Cabling	Check	✓	No damage
Alligator Clips	Check	✓	Protected, no damage
Casing	Check	✓	Clean, no damage
Handle	Check	✓	No damage
Pump Head	Check	✓	EZ2 Head, no damage
Pump Condition	Decontamination	✓	Decontaminated
Pump Operation	Operation	✓	Peristaltic pump functional
Pump Tubing	Replacement	✓	New 0.5m ¼" OD LDPE silicon tubing
Pump Speed	Operation	✓	Speed knob functional

Inclusions
2 x Sealed lead acid 12V batteries included 1x Carry case for 12V batteries included 1x Intrinsically safe charger (clips) included

Declaration
WAM Scientific certifies that the above instrument was successfully tested according to manufacturer's standards and all necessary checks were conducted to ensure the instrument was fully operational prior to dispatch. The pump has been decontaminated and cleaned upon return from the previous hire and is in good working order.

Checked By	William Pak
Calibration Date	18/04/2024
Calibration Due	18/10/2024

WAMSCIENTIFIC
Your water and air monitoring equipment specialists

WAM Scientific:
26 Bungarra Crescent
CHIPPING NORTON NSW 2170
T: +61 405 241 484 | +61 424 198 667
E: rentals@wamscientific.com.au
E: accounts@wamscientific.com.au

WAMSCIENTIFIC
Your water and air monitoring equipment specialists

Certificate of Service and Calibration

Gas Detector

GA5000

Company Name	WAM Scientific
Office Address	26 Bungarra Crescent, Chipping Norton NSW 2170
Phone Number	+61 405 241 484
Contact Name	William Pak
Instrument	Geotech GA5000 Landfill Gas Analyser
Serial Number	G508354
Client Name	William Pak (WAM Scientific)
Project Number	-

Instrument Check			
Item	Test	Test Passed	Comments
Li-Ion Rechargeable Battery	Battery Charge and Drain	✓	Unit runs for > 8 hours on a full charge
Charger	Operation/Check	✓	No damage
Unit Display	Operation	✓	Screen visible, no damage
Keypad	Operation	✓	Responsive, no damage
Pump	Flow Check	✓	Flow rate > 0.5 L/min
Monitor Housing	Condition/Check	✓	No damage
Water Trap Filter	Visual Check	✓	Clean
Alarms	Audible, Visual, Vibration Check	✓	All modes of alarms are functional
Data Logger	Operation	✓	Unit records data, default set at 60 seconds
Sensors	Calibration	✓	Calibrated and conforms to manufacturer's specs
PCB	Operation	✓	Unit is fully functional
Firmware	Version	✓	Firmware up to date

Instrument Readings					
Parameter	Calibration Gas	Concentration	Reference No.	Zero Reading	Span Reading
O_2	Fresh Air	20.9%	Fresh Air	20.9%	20.9%
O_2	Nitrogen	99.99%	10015-1	20.9%	0.0%
CH_4	Methane	60%	6131-1-8	0%	60%
CH_4	Methane	500 ppm	WO290490-1	0%	500ppm
CO	Carbon Monoxide	100 ppm	261143	0 ppm	100 ppm
H_2S	Hydrogen Sulfide	25 ppm	261143	0 ppm	25 ppm
CH_4	Methane (Check Only)	2.5%	261143	0%	2.5%
CO_2	Carbon Dioxide	40%	6131-1-8	0%	40%

Declaration
WAM Scientific certifies that the above instrument was successfully tested according to manufacturer's standards and all necessary checks were conducted to ensure the instrument was fully operational prior to dispatch. The calibration data supplied was obtained in accordance with manufacturer's specifications using gases of known concentrations.

Calibrated By	William Pak
Calibration Date	04/07/2023
Calibration Due	04/07/2024

WAMSCIENTIFIC
Your water and air monitoring equipment specialists

WAM Scientific:
26 Bungarra Crescent
CHIPPING NORTON NSW 2170
T: +61 405 241 484 | +61 424 198 667
E: rentals@wamscientific.com.au
E: accounts@wamscientific.com.au

Monitoring Round: S21182_21 Feb 2024

Location Visit

Site ID	Tactical Smithfield	**Monitoring Zone**	
Location Code	MW09		
Arrival Date/Time	21/02/2024 08:03AM	**Departure Date/Time**	21/02/2024 12:50PM
Executed By	Rowan Faint		
Weather	Overcast		
Comments			

Well Information

Gatic Type	New
Key Type	8mm hex key
Well Condition	Good

Authorisation

Checked By	
Date Checked	

Groundwater Data

Well	-	**Date/Time**	21/02/2024 08:03AM
Measurement Method	Dip	**Dry**	No
Water Depth (mbTOC)	4.53	**Well Depth (mbTOC)**	10.025
Product Depth (mbTOC)			
Comments & Product Description			
Equipment ID			
Sediment Thickness (m)			
Depth to Water with Pump (m)			

gauging

Well Head PID (PPM)	0.2
Product Confirmed by Bailer	No

Sample Data

Sampled Date/Time	21/02/2024 12:06PM
Well	-
Matrix Type	Water
Equipment ID	
Sample Comments	
Field ID (Primary)	MW09

Purge Method	Low flow (peri)
Sample Method	Low flow (peri)
Waste Disposal	

Purge Observations (purge start)

Purge Colour (Description)	brown
Purge Odour (Description)	no odour
Purge Sheen (Description)	no sheen
Purge Turbidity (Description)	Moderately turbid

Sample Observations (purge end)

Sample Colour (Description)	light brown
Sample Odour (Description)	no odour
Sample Sheen (Description)	no sheen
Sample Turbidity (Description)	Moderately turbid

QA Samples

QA Sample ID (1)	QC100
QA Sample ID (2)	QC200
QA Sample ID (3)	
QA Sample ID (4)	

Purge/Sampling Comments

Air Bubbles in Vials	No
Headspace PID Reading(s)	
Reaction with Preservatives	No
Recharge-ability	Avg 0.1-0.4L/min
Water Depth at end of Sampling (m)	5.1

Field Chemistry

	Pump Inlet Depth	Standing Water Level	Purge rate (Field)	EC (Field)	pH (Field)	Redox (Field)	Dissolved Oxygen (Field)	Temp (Field)	Purge Volume
Time	**m bTOC**	**m bTOC**	**L/min**	**uS/cm**	**pH Units**	**mV**	**mg/L**	**° C**	**L**
12:05PM	9.5	4.63	0.15	17945	6.55	51.4	0.77	21.5	0.3
12:09PM	9.5	4.74	0.15	17810	6.55	50.8	0.37	21.3	0.9
12:12PM	9.5	4.78	0.15	17909	6.55	50	0.33	21.7	1.3
12:13PM	9.5	4.81	0.15	17965	6.55	49.5	0.28	21.6	1.5
12:15PM	9.5	4.83	0.15	17997	6.55	49	0.3	21.8	1.8
12:17PM	9.5	4.85	0.15	17959	6.55	48.5	0.22	21.6	2.1
Stabilisation *				±3% (3)	±0.05pH (3)	±10mV (3)	±10% (3)	±10% (3)	

Green indicates readings have stabilised according to the criteria shown, red indicates they haven't. The number in brackets indicates the number of readings that need to meet the criteria for the readings to be considered stable.

Monitoring Round: S21182_21 Feb 2024

Location Visit

Site ID	Tactical Smithfield	**Monitoring Zone**	
Location Code	MW08		
Arrival Date/Time	21/02/2024 08:15AM	**Departure Date/Time**	21/02/2024 01:24PM
Executed By	Rowan Faint		
Weather	Overcast		
Comments			

Well Information

Gatic Type	New
Key Type	8mm hex key
Well Condition	Good

Authorisation

Checked By	
Date Checked	

Groundwater Data

Well	-	**Date/Time**	21/02/2024 08:17AM
Measurement Method	Dip	**Dry**	No
Water Depth (mbTOC)	3.81	**Well Depth (mbTOC)**	10
Product Depth (mbTOC)			
Comments & Product Description			
Equipment ID			
Sediment Thickness (m)			
Depth to Water with Pump (m)			

gauging

Well Head PID (PPM)	0.1
Product Confirmed by Bailer	No

Sample Data

Sampled Date/Time	21/02/2024 01:03PM
Well	-
Matrix Type	Water
Equipment ID	
Sample Comments	
Field ID (Primary)	MW08

Purge Method	Low flow (peri)
Sample Method	Low flow (peri)
Waste Disposal	

Purge Observations (purge start)

Purge Colour (Description)	colourless
Purge Odour (Description)	no odour
Purge Sheen (Description)	no sheen
Purge Turbidity (Description)	Slightly turbid

Sample Observations (purge end)

Sample Colour (Description)	colourless
Sample Odour (Description)	no odour
Sample Sheen (Description)	no sheen
Sample Turbidity (Description)	Non-turbid

QA Samples

QA Sample ID (1)	
QA Sample ID (2)	
QA Sample ID (3)	
QA Sample ID (4)	

Purge/Sampling Comments

Air Bubbles in Vials	No
Headspace PID Reading(s)	
Reaction with Preservatives	No
Recharge-ability	Avg 0.1-0.4L/min
Water Depth at end of Sampling (m)	4.42

Field Chemistry

	Pump Inlet Depth	Standing Water Level	Purge rate (Field)	EC (Field)	pH (Field)	Redox (Field)	Dissolved Oxygen (Field)	Temp (Field)	Purge Volume
Time	**m bTOC**	**m bTOC**	**L/min**	**uS/cm**	**pH Units**	**mV**	**mg/L**	**° C**	**L**
01:02PM	9.5	3.97	0.15	15091	6.71	104.5	3.64	22.2	0.3
01:04PM	9.5	4.04	0.15	15140	6.72	103.5	1.92	22.4	0.6
01:09PM	9.5	4.14	0.15	15175	6.71	101.9	1.5	22.4	1.2
01:11PM	9.5	4.18	0.15	15162	6.71	101.2	1.5	22.4	1.5
01:13PM	9.5	4.24	0.15	15144	6.71	100.5	1.46	22.3	1.8
01:15PM	9.5	4.27	0.15	15123	6.71	99.9	1.46	22.3	2.1
Stabilisation *				±3% (3)	±0.05pH (3)	±10mV (3)	±10% (3)	±10% (3)	

Green indicates readings have stabilised according to the criteria shown, red indicates they haven't. The number in brackets indicates the number of readings that need to meet the criteria for the readings to be considered stable.

Monitoring Round: S21182_21 Feb 2024

Location Visit

Site ID	Tactical Smithfield	**Monitoring Zone**	
Location Code	MW07		
Arrival Date/Time	21/02/2024 08:23AM	**Departure Date/Time**	21/02/2024 08:32AM
Executed By	Rowan Faint		
Weather	Overcast		
Comments	Well dry		

Well Information

Gatic Type	New
Key Type	8mm hex key
Well Condition	Good

Authorisation

Checked By	
Date Checked	

Groundwater Data

Well	-	**Date/Time**	21/02/2024 08:25AM
Measurement Method	Dip	**Dry**	Yes
Water Depth (mbTOC)		**Well Depth (mbTOC)**	9.85
Comments & Product Description			
Equipment ID			
Sediment Thickness (m)			
Depth to Water with Pump (m)			

gauging

Well Head PID (PPM)	0.3
Product Confirmed by Bailer	No

Monitoring Round: S21182_21 Feb 2024

Location Visit

Site ID	Tactical Smithfield	**Monitoring Zone**	
Location Code	MW06		
Arrival Date/Time	21/02/2024 08:44AM	**Departure Date/Time**	21/02/2024 02:17PM
Executed By	Rowan Faint		
Weather	Overcast		
Comments			

Well Information

Gatic Type	New
Key Type	8mm hex key
Well Condition	Good

Authorisation

Checked By	
Date Checked	

Groundwater Data

Well	-	**Date/Time**	21/02/2024 08:45AM
Measurement Method	Dip	**Dry**	No
Water Depth (mbTOC)	3.802	**Well Depth (mbTOC)**	9.95
Product Depth (mbTOC)			
Comments & Product Description			
Equipment ID			
Sediment Thickness (m)			
Depth to Water with Pump (m)			

gauging

Well Head PID (PPM)	0.7
Product Confirmed by Bailer	No

Sample Data

Sampled Date/Time 21/02/2024 01:45PM

Well -

Matrix Type Water

Equipment ID

Sample Comments

Field ID (Primary) MW08

Purge Method

Sample Method

Waste Disposal

Purge Observations (purge start)

Purge Colour (Description) light brown

Purge Odour (Description) no odour

Purge Sheen (Description) no sheen

Purge Turbidity (Description) Moderately turbid

Sample Observations (purge end)

Sample Colour (Description) light brown

Sample Odour (Description) no odour

Sample Sheen (Description) no sheen

Sample Turbidity (Description) Moderately turbid

QA Samples

QA Sample ID (1)

QA Sample ID (2)

QA Sample ID (3)

QA Sample ID (4)

Purge/Sampling Comments

Air Bubbles in Vials No

Headspace PID Reading(s)

Reaction with Preservatives No

Recharge-ability Avg 0.1-0.4L/min

Water Depth at end of Sampling (m) 3.88

Field Chemistry

Time	Pump Inlet Depth	Standing Water Level	Purge rate (Field)	EC (Field)	pH (Field)	Redox (Field)	Dissolved Oxygen (Field)	Temp (Field)	Purge Volume
	m bTOC	m bTOC	L/min	uS/cm	pH Units	mV	mg/L	° C	L
01:44PM	9.5	3.9	0.15	11592	6.75	89.1	0.44	22	0.4
01:47PM	9.5	3.9	0.15	11476	6.75	85.5	0.22	22	0.8
01:51PM	9.5	3.91	0.15	11400	6.75	82.9	0.15	22	1.4
01:53PM	9.5	3.91	0.15	11363	6.75	80.9	0.13	21.9	1.8
01:56PM	9.5	3.92	0.15	11328	6.75	79	0.1	21.9	2.2
Stabilisation *				±3% (3)	±0.05pH (3)	±10mV (3)	±10% (3)	±10% (3)	

Green indicates readings have stabilised according to the criteria shown, red indicates they haven't. The number in brackets indicates the number of readings that need to meet the criteria for the readings to be considered stable.

Monitoring Round: S21182_21 Feb 2024

Location Visit

Site ID	Tactical Smithfield	**Monitoring Zone**	
Location Code	MW05		
Arrival Date/Time	21/02/2024 09:08AM	**Departure Date/Time**	21/02/2024 11:37AM
Executed By	Rowan Faint		
Weather	Overcast		
Comments			

Well Information

Gatic Type	New
Key Type	8mm hex key
Well Condition	Good

Authorisation

Checked By	
Date Checked	

Groundwater Data

Well	-	**Date/Time**	21/02/2024 09:09AM
Measurement Method	Dip	**Dry**	No
Water Depth (mbTOC)	4.27	**Well Depth (mbTOC)**	5.59
Product Depth (mbTOC)			
Comments & Product Description			
Equipment ID			
Sediment Thickness (m)			
Depth to Water with Pump (m)			

gauging

Well Head PID (PPM)	0.5
Product Confirmed by Bailer	No

Sample Data

Sampled Date/Time	21/02/2024 11:01AM
Well	-
Matrix Type	Water
Equipment ID	
Sample Comments	
Field ID (Primary)	MW05

Purge Method	Low flow (peri)
Sample Method	Low flow (peri)
Waste Disposal	

Purge Observations (purge start)

Purge Colour (Description)	brown
Purge Odour (Description)	earthy/wood odour
Purge Sheen (Description)	no sheen
Purge Turbidity (Description)	Highly turbid

Sample Observations (purge end)

Sample Colour (Description)	brown
Sample Odour (Description)	earthy/wood odour
Sample Sheen (Description)	no sheen
Sample Turbidity (Description)	Highly turbid

QA Samples

QA Sample ID (1)	
QA Sample ID (2)	
QA Sample ID (3)	
QA Sample ID (4)	

Purge/Sampling Comments

Air Bubbles in Vials	No
Headspace PID Reading(s)	
Reaction with Preservatives	No
Recharge-ability	Poor <0.1L/min
Water Depth at end of Sampling (m)	5.04

Field Chemistry

Time	Pump Inlet Depth	Standing Water Level	Purge rate (Field)	EC (Field)	pH (Field)	Redox (Field)	Dissolved Oxygen (Field)	Temp (Field)	Purge Volume
	m bTOC	m bTOC	L/min	uS/cm	pH Units	mV	mg/L	° C	L
11:01AM	5	4.35	0.1	17670	6.61	-12.5	1.92	23.3	0.2
11:07AM	5	4.39	0.1	17636	6.57	-63.4	2.02	22.1	0.4
11:09AM	5	4.45	0.1	17334	6.58	-78.2	0.67	22.1	0.7
11:13AM	5	4.56	0.1	17400	6.56	-97.4	0.34	21.8	1
11:16AM	5	4.62	0.1	17473	6.58	-116.6	0.77	22	1.3
11:18AM	5.2	4.67	0.1	17453	6.57	-120.5	0.79	21.8	1.5
11:20AM	5.2	4.72	0.1	17296	6.56	-125.1	0.31	21.8	1.7
11:21AM	5.2	4.75	0.1	17335	6.56	-129.9	0.21	21.8	1.9
11:23AM	5.2	4.78	0.1	17347	6.56	-135	0.17	21.8	2.1
Stabilisation *				±3% (3)	±0.05pH (3)	±10mV (3)	±10% (3)	±10% (3)	

Green indicates readings have stabilised according to the criteria shown, red indicates they haven't. The number in brackets indicates the number of readings that need to meet the criteria for the readings to be considered stable.

Monitoring Round: S21182_21 Feb 2024

Location Visit

Site ID	Tactical Smithfield	**Monitoring Zone**	
Location Code	MW04		
Arrival Date/Time	21/02/2024 09:14AM	**Departure Date/Time**	21/02/2024 10:22AM
Executed By	Rowan Faint		
Weather	Overcast		
Comments			

Well Information

Gatic Type	New
Key Type	8mm hex key
Well Condition	Good

Authorisation

Checked By	
Date Checked	

Groundwater Data

Well	-	**Date/Time**	21/02/2024 09:17AM
Measurement Method	Dip	**Dry**	No
Water Depth (mbTOC)	5.135	**Well Depth (mbTOC)**	5.95
Product Depth (mbTOC)			
Comments & Product Description			
Equipment ID			
Sediment Thickness (m)			
Depth to Water with Pump (m)			

gauging

Well Head PID (PPM)	1.6
Product Confirmed by Bailer	No

Sample Data

Sampled Date/Time	21/02/2024 09:45AM
Well	
Matrix Type	Water
Equipment ID	
Sample Comments	
Field ID (Primary)	MW04

Purge Method	Low flow (peri)
Sample Method	Low flow (peri)
Waste Disposal	

Purge Observations (purge start)

Purge Colour (Description)	colourless
Purge Odour (Description)	no odour
Purge Sheen (Description)	no sheen
Purge Turbidity (Description)	Non-turbid

Sample Observations (purge end)

Sample Colour (Description)	
Sample Odour (Description)	
Sample Sheen (Description)	
Sample Turbidity (Description)	

QA Samples

QA Sample ID (1)	
QA Sample ID (2)	
QA Sample ID (3)	
QA Sample ID (4)	

Purge/Sampling Comments

Air Bubbles in Vials	No
Headspace PID Reading(s)	
Reaction with Preservatives	No
Recharge-ability	Poor <0.1L/min
Water Depth at end of Sampling (m)	5.84

Field Chemistry

	Pump Inlet Depth	Standing Water Level	Purge rate (Field)	EC (Field)	pH (Field)	Redox (Field)	Dissolved Oxygen (Field)	Temp (Field)	Purge Volume
Time	**m bTOC**	**m bTOC**	**L/min**	**uS/cm**	**pH Units**	**mV**	**mg/L**	**° C**	**L**
09:45AM	5.8	5.19	0.1	11255	6.68	197.5	3.56	23.2	0.2
09:47AM	5.8	5.25	0.1	11062	6.68	185.7	3.3	22.7	0.5
09:51AM	5.8	5.33	0.1	10909	6.69	175.4	3.13	22.9	0.9
09:54AM	5.8	5.4	0.1	10726	6.69	170.9	2.86	22.5	1.2
09:57AM	5.8	5.45	0.1	10535	6.69	168.8	2.45	22.7	1.4
10:00AM	5.8	5.49	0.1	10502	6.68	166.7	2.37	23	1.7
10:02AM	5.8	5.54	0.1	10499	6.68	165.2	1.92	23	2
10:04AM	5.8	5.57	0.1	10483	6.68	164	1.95	22.9	2.2
10:07AM	5.8	5.6	0.1	10471	6.68	163.1	1.87	23	2.4
Stabilisation *				±3% (3)	±0.05pH (3)	±10mV (3)	±10% (3)	±10% (3)	

Green indicates readings have stabilised according to the criteria shown, red indicates they haven't. The number in brackets indicates the number of readings that need to meet the criteria for the readings to be considered stable.

DTW 4.377 mbTOC Total depth 7.21 m bTOC

MW03	DTW	Temp	DO (mg/L)	EC	TDS	pH	ORP
1	4.6	20.9	1.44	4276	3295	6.92	170.6
2	4.7	20.7	1.42	6200	4433	6.85	160.7
3	4.72	20.8	1.19	10509	7468	6.75	141.0
4	4.76	20.7	1.04	11450	8138	6.74	137.4
5	4.76	20.7	1.03	11501	8153	6.70	132.1
6	4.77	20.6	1.02	11500	8150	6.70	131.2

No odour, no sheen, clear, low turbidity.

Certificate of Service and Calibration

Gas Detector

MiniRAE 3000

Company Name	WAM Scientific
Office Address	26 Bungarra Crescent, Chipping Norton NSW 2170
Phone Number	+61 405 241 484
Contact Name	William Pak
Instrument	MiniRAE 3000 (PGM 7320)
Serial Number	592-912870
Client Name	Julia Nicholson (Senversa)
Project Number	PO021732

Instrument Check			
Item	Test	Test Passed	Comments
Li-Ion Rechargeable Battery	Battery Charge and Drain	✓	Unit runs for > 8 hours on a full charge
Charger and Power Supply	Operation/Check	✓	No damage
Unit Display	Operation	✓	Screen visible, no damage
Keypad	Operation	✓	Responsive, no damage
Pump	Flow Check	✓	Flow rate > 0.5 L/min
Monitor Housing	Condition/Check	✓	No damage
Rubber Boot	Check	✓	Clean, no damage
Flexi Probe	Condition/Check	✓	No leaks, no damage
Water Trap Filter	Visual Check	✓	Clean
Alarms	Audible, Visual, Vibration Check	✓	All modes of alarms are functional
Data Logger	Operation	✓	Unit records data, default set at 60 seconds
Lamp and Sensor	Clean and Calibration	✓	Lamp and PID sensor cleaned and calibrated
PCB	Operation	✓	Unit is fully functional
Firmware	Version	✓	v2.20A

Instrument Readings					
Parameter	Calibration Gas	Concentration	Reference No.	Zero Reading	Span Reading
PID (10.6eV)	Isobutylene	100 ppm	WO383117-18	0 ppm	100.9 ppm

Declaration
WAM Scientific certifies that the above instrument was successfully tested according to manufacturer's standards and all necessary checks were conducted to ensure the instrument was fully operational prior to dispatch. The calibration data supplied was obtained in accordance with manufacturer's specifications using gases of known concentrations.

Calibrated By	William Pak
Calibration Date	30/01/2024
Calibration Due	30/07/2024

WAM Scientific:
26 Bungarra Crescent
CHIPPING NORTON NSW 2170
T: +61 405 241 484 | +61 424 198 667
E: rentals@wamscientific.com.au
E: accounts@wamscientific.com.au

Vapour Purging Form

Project Number:	21182	Date:	3/2/24	Sampler/s:	JN
Site Address:	15-21 Griffin St	Sample Method:	carbi tube	Weather:	cloudy

Field Measurements

Sample ID	Time	Oxygen	Carbon Dioxide	CO	PID	Methane	H_2S LEL	Leak Detection PID
SV01	9:34:00	19.9	0	0		0.9	0	
	34:30	19.7				0.8	1	
	35:00							
	35:30							
	36:00							
	36:30							
	37:00				5.3			
	37:30				4.8			
	38:00				4.6			
	38:30							4.6
SV02	9:54:00	19.4	0	0		0.9	1	
	54:30							
	55:00							
	55:30							
	56:00							
	56:30				1.8			
	57:00				2.1			
	57:30				2.3			
	58:00							2.3
SV03	10:03:00	19.5	0	0		0.8	1	
	03:30							
	04:00							
	04:30							
	05:00				1.4			
	05:30				1.8			
	06:00							1.8
SV04	10:08:00	19.1	0	0		0.7	0	
	:08:30							
	:09:00							
	:09:30							
	:10:00				3.8			
	:10:30				3.3			
	:11:00							3.3

Vapour Purging Form

Project Number:	21182	Date:	3/2/24	Sampler/s:	JN
Site Address:	15-21 - Britton St	Sample Method:	carbon tube	Weather:	cloudy

Field Measurements

Sample ID	Time	Oxygen	Carbon Dioxide	CO	PID	Methane	H_2S LEL	Leak Detection PID
SV05	10:18:00	18.8	0			0.5	1	
↓	18:30	↓	↓			↓	↓	
	19:00							
	19:30							
	20:00							
	20:30				2.9			
	20:00				2.8			
	21:30							2.8

35 mins

28-54 Percival Rd 14/2/24

Location	Time	O_2	CO_2	Methane	LEL	PID	Leak Detection
SV08	7:38:00	14.5	3.5	0	0		
	38:30	14.4	3.6				
	39:00		3.8				
	39:30						
	40:00						
	40:30					1.2	
	41:00						
	41:30						
	42:00						1.2
	pump	on	7:43am	pump	off	8:18am	
SV09	8:41:00	19.9	0	0	0		
	41:30						
	42:00						
	42:30						
	43:00					1.5	
	43:30						
	44:00						
	pump on	8:45am	pump	off	9:20am		
SV10	9:22:00	19.9	0.5	0	0		
	22:30	19.8	0.6				
	23:00						
	23:30						
	24:00					1.6	
	24:30						
	25:0						1.6
	pump	on	9:25am	pump	off	10:00am	

QV02 = SV09 pump on 10:03am off 10:38am

14/2/24

Location	Time	O_2	CO_2	Methane	LEL	PID	Leak Detection
SV11	9:36:00	19.9					
	36:30						
	37:00						
	37:30						
	38:00						
	38:30					1.4	
	39:00						
	pump	on	9:40	pump	off	10:15am	
SV12	9:44:00	19.8					
	44:30						
	45:00						
	45:30						
	46:00					2.7	
	46:30					2.9	
	47:00						2.8
	pump	on	9:48am	pump	off	10:23am	
SV13	11:55:00	18.7	0.4				
	55:30						
	56:00						
	56:30						
	57:00					5.4	
	57:30						
	58:00						5.2
	pump	on	11:59	pump	off	12:34pm	
SV14	12:14:00	20.1					
	14:30	19.9					
	15:00						
	15:30						
	16:00						
	16:30					3.5	
	17:00						
	17:30						3.4
	Pump	on	12:20pm		off	12:55pm	

[redacted] 14/2/24

Location	Time	O_2	CO_2	LEL	Methane	PID	Leak detection
SV15	12:25:00	19.8	○	○	○		
	25:30						
	26:00						
	26:30						
	27:00						
	27:30						
	28:00					12.5	
	28:30					12.4	12.4
	pump on		12:29pm		pump off	1:04pm	
SV17	12:36:00	18.9	1.9	○	○		
	36:30	18.7					
	37:00						
	37:30						
	38:00					1.7	
	38:30						
	39:00						1.5
	pump on		12:40pm		off	1:15pm	
SV16	8:17:00	19.6	0.2	○	○		
15/2/24	17:30	19.5					
	18:00						
	18:30						
	19:00					1.7	
	19:30						
	20:00						1.7
	pump on	8:21am	pump		off	8:56am	

15/2/24

Location	Time	O_2	CO_2	LEL	Methane	PID	Leak detect.
SV20	7:30:00	8.9	12.6	0	0		
	30:30	8.8	12.7				
	31:00	↓	↓	↓	↓		
	31:30						
	32:00					2.0	
	32:30					↓	
	33:00						2.0
	pump on	7:38am	pump	off	8:13am		
SV19	7:49:00	17.3	0.3	0	0		
	49:30	17.7	0.4				
	50:00	↓	↓	↓	↓		
	50:30						
	51:00					1.5	
	51:30					↓	
	52:00						1.4
	pump	on	7:53am	pump	off	8:28am	
SV18	Flooded						

Locatio	Time	O_2	CO_2	LEL	Methane	PID	Leak Detecti
SV24	12:20:00	19.8	○	○	○		
	20:30	↓	↓	↓	↓		
	21:00						
	21:30						
	22:00					12.4	
	23:30					↓	
	24:00						12.3
↓	pump	on 12:25pm		pump off	1:00pm		
SV21	12:34:00	18.2	1.3	○	○		
	34:30	↓	↓	↓	↓		
	35:00						
	35:30						
	36:00					14.8	
	36:30					↓	
	37:00						14.7
	pump	on 12:38pm		pump off	1:13pm		
SV25	12:49:00	19.7	○	○	○		
	49:30	↓	↓	↓	↓		
	50:00						
	50:30						
	51:00					11.1	
	51:30					↓	
	52:00						11.2
QV03 at SV25	pump	on 12:55pm		pump off	1:30pm	QV03 on 1:35pm	
						off 2:10pm	
SV22	1:40:00	14.8	0.8	○	○		
	40:30	↓	↓	↓	↓		
	41:00						
	41:30						
	42:00					9.7	
	42:30					9.8	
	43:00						9.8
↓	pump	on 1:45pm	pump	off	2:20pm		

Location	Time	O_2	CO_2	LEL	Methane	PID	Leak Detection
SV23	2:02:00 02:30 03:00 03:30 04:00 04:30 05:00	19.8	0	0	0	5.7	5.8
	pump on 2:06pm			pump off		2:41pm	
SV28	3:18:00 18:30 19:00 19:30 20:00 20:30 21:00	20.0 19.9				9.2 9.3	9.3
	pump	on 3:22pm		pump	off	3:57pm	
SV26	3:28:00 28:30 29:00 29:30 30:00 30:30 31:00	19.8 19.7	0	0	0	6.7 6.8	6.8
	pump	on 3:33pm		pump	off	4:08pm	
SV27	3:00:00 00:30 01:00 01:30 02:00 02:30 03:00	20.2 19.9	0	0	0	11.3	11.3
	pump	on	3:05pm	pump	off	3:40pm	

Location	Time	O_2	CO_2	LEL	Methane	PID	Leak Detection
SV29	3:35:00 35:30 36:00 36:30 37:00 37:30 38:00	19.1	0.3	0	0	5.3	15/2/24 5.4
	pump on 3:40pm			pump off 4:15pm			
SV30	3:47:00 47:30 48:00 48:30 49:00 49:30 50:00	19.2	0	0	0	5.7 5.8	15/2/24 5.9
	pump on 3:51pm			pump off 4:26pm			
SV31	9:45:00 45:30 46:00 46:30 47:00 47:30 48:00	19.4	0	0	0	3.7	16/2/24 3.7
	pump on 9:50am			pump off 10:25am			
SV32	9:10:00 9:10:30 11:00 11:30 12:00 12:30 13:00	19.5	0	0	0	8.2	16/2/24 8.1
	pump on 9:15am			pump off 9:50am			

Location	Time	O_2	CO_2	LEL	Methane	PID	Leak Detection
SV37	7:15:00 15:30 16:00 16:30 17:00 17:30 18:00	14.6	4.3	0	0	11.3	16/2/24 11.3
	pump on 7:26am			pump off	7:55am		
SV35	7:30:00 30:30 31:00 31:30 32:00 32:30 33:00	9.6 9.5	9.6 9.7	0	0	13.5	16/2/24 13.4
	pump on 7:35am			pump off	8:10am		
SV36	7:45:00 45:30 46:00 46:30 47:00 47:30 48:00	17.4 17.1	1.7 2.3	0	0	11.2	16/2/24 11.2.
	pump on 7:50			pump off	8:25am		
SV33	9:22:00 22:30 23:00 23:30 24:00 24:30 25:00	18.2 18.0	0.8 0.8	0	0	19.2 19.5	16/2/24 19.3
	pump on 9:26am			pump off	10:01am		

16/2/24

Location	Time	O_2	CO_2	LEL	Methane	PID	Leak Detection
SV34	9:33:00	16.7	1.3	0	0		
	33:30	16.5	1.8	↓	↓		
	34:00	↓	↓				
	34:30						
	35:00					13.4	
	35:30					13.8	
	36:00						13.8
	pump on 9:40am pump off 10:15am						
SV38	8:00am	16.2	0.8	0	0		
	8:00:30	↓	↓	↓	↓		
	01:00						
	01:30						
	02:00					5.8	
	02:30					5.9	
	03:00						5.8
	pump on 8:[illegible]am pump off 8:39am						
SV39	12:55:00	11.3	7.1	0	0		
	12:55:30	↓	↓	↓	↓		
	56:00						
	56:30					2.1	
	57:00					↓	
	57:30						
	58:00						2.1
	pump on 1:00pm pump off 1:35pm						
SV40	1:10:00	18.3	0	0	0		
	10:30	↓	↓	↓	↓		
	11:00						
	11:30					4.9	
	12:00					5.0	
	12:30						
	13:00						5.0
	pump on 1:15pm off 1:50pm						

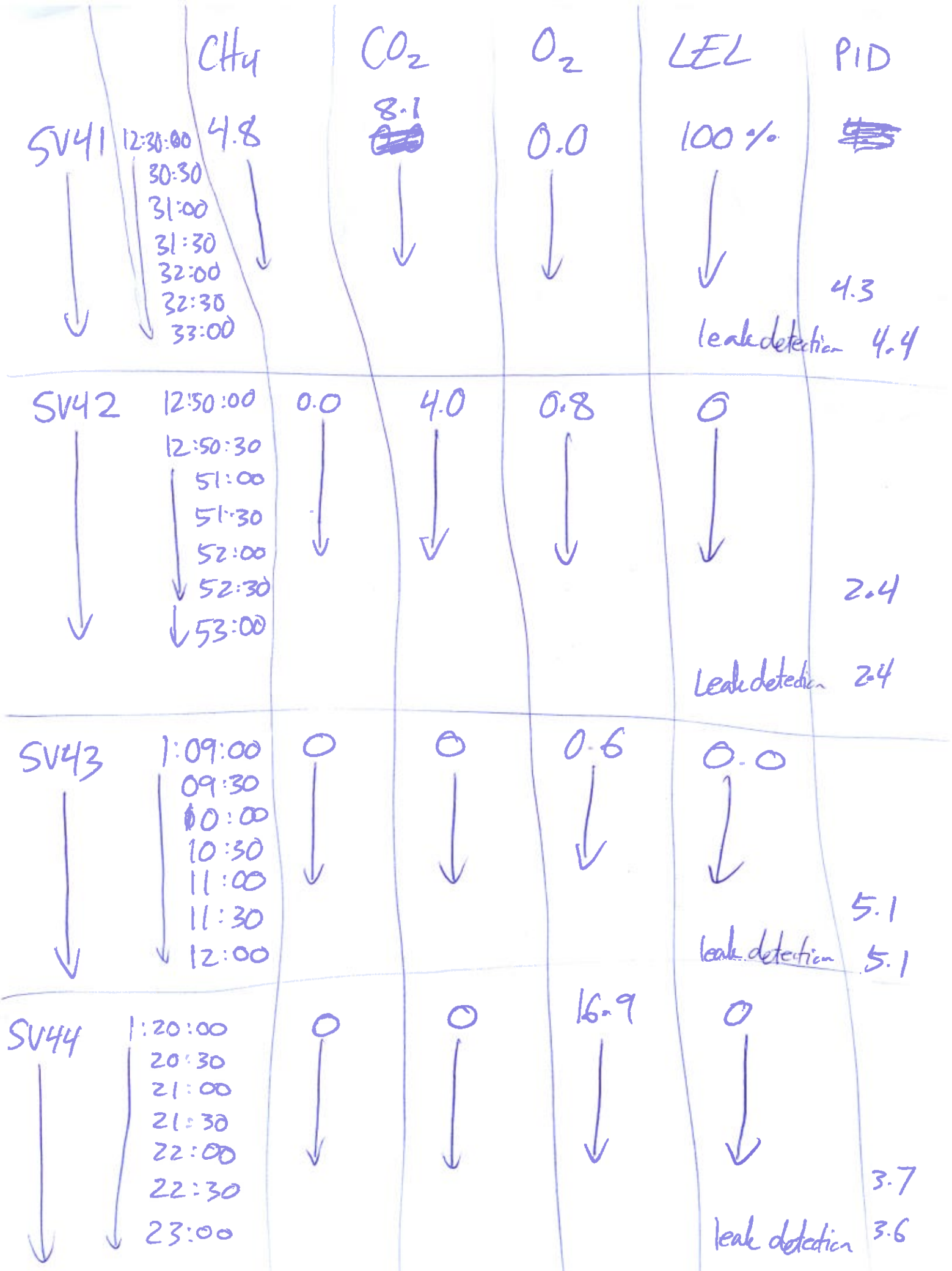
CH4
CO2
O2
LEL
PID
SV41
12:30:00
30:30
31:00
31:30
32:00
32:30
33:00
4.8
8.1
0.0
100 %
4.3
leak detection 4.4
SV42
12:50:00
12:50:30
51:00
51:30
52:00
52:30
53:00
0.0
4.0
0.8
0
2.4
Leak detection 2.4
SV43
1:09:00
09:30
10:00
10:30
11:00
11:30
12:00
0
0
0.6
0.0
5.1
leak detection 5.1
SV44
1:20:00
20:30
21:00
21:30
22:00
22:30
23:00
0
0
16.9
0
3.7
leak detection 3.6

Location	Time	CH_4	O_2	LEL	CO_2	PID	leak detecti
SV45	1:25:00	0	15.9	0	0		
	25:30						
	26:00						
	26:30						
	27:00						
	27:30					12.6	12.6
	28:00						
SV46	1:37:00	0	9.2	0	0		
	37:30						
	38:00						
	38:30						
	39:00						
	39:30					0.2	0.2
	40:00						
SV47	1:45:00	0	20.4	0	0		
	45:30						
	46:00						
	46:30						
	47:00						
	47:30					5.0	4.9
SV48	2:16:00	60.1	8.1	100%			
	16:30						
	17:00						
	17:30						
	18:00						
	18:30						

Flooded

Location	Time	CH_4	O_2	CO_2 ~~Methane~~	LEL	PID	Leak detection
SV49	1:56:00	0	20.1	0	0		
	56:30						
	57:00						
	57:30						
	58:00					2.0	
	58:30						2.1
SV~~50~~ 0	3:14:00	0	16.7	2.6	0		
	14:30						
	15:00						
	15:30						
	16:00					1.1	
	16:30						1.0

Appendix L: Borelogs

BOREHOLE LOG

MW04

PROJECT: S21182: Smithfield SEARS
LOCATION: 15-21 Britton St, Smithfield NSW
POSITION: E309922.600 N6253169.000 (GDA2020 / MGA zone 56)
RIG TYPE: Concrete Corer/Geoprobe
DATE: 03 Feb 2024
GENERAL NOTES: N/A

CLIENT: Lendlease
SURFACE ELEVATION: 23.31 m (AHD)
CONTRACTOR: Terratest
DIAMETER: 125 mm

FINAL DEPTH: 6.50 m
INCLINATION: Vertical
ORIENTATION: N/A
CASING: Not cased
DIMENSIONS: N/A
LOGGED BY: JN
CHECKED BY: DG

METHOD	WELL INSTALLATION	RL (m AHD)	DEPTH (m)	GRAPHIC LOG	MODIFIED GROUP SYMBOL	MATERIAL DESCRIPTION	SAMPLE TYPE	SAMPLE ID	FIELD TESTS
PT		23.0	0.0		FILL	FILL: CONCRETE, average condition.	EU	MW04_0.05_0.1	PID(0.0m)=0.1 PPM
						CL Sandy CLAY: low plasticity, CLAY, brown/grey, moist, dry of plastic limit.	EU	MW04_0.1_0.2	PID(0.1m)=0.3 PPM
			0.5		CL				
		22.0	1.0		SM	SM Silty SAND: SAND, brown, fine, SAND, with gravel, (Siltstone gravels), brown, dry.	EU	MW04_0.8_0.9	PID(0.8m)=0.2 PPM
			1.5						
		21.0	2.0		CI	CI Sandy CLAY: medium plasticity, CLAY, brown/red, moist, dry of plastic limit.	EU	MW04_2_2.1	PID(2.0m)=0.5 PPM
			2.5						
		20.0	3.0				EU	MW04_3_3.1	PID(3.0m)=0.3 PPM
			3.5						
			4.0				EU	MW04_4_4	PID(4.0m)=0.2 PPM
		19.0	4.5			CI: brown, moist, dry of plastic limit.			
SFA			5.0				EU	MW04_5_5.1	PID(5.0m)=0.1 PPM
		18.0	5.5		CI				
			6.0						
		17.0	6.5				ED	MW04_6.4_6.5	PID(6.4m)=0.4 PPM
						Terminated at 6.50 m. Target Depth Achieved.			
		16.0	7.0						
			7.5						
			8.0						

These logs have been prepared for environmental purposes and should not be used for geotechnical design and interpretive purposes

For explanation and abbreviations and symbols, refer to Soil Description Notes & Abbreviations (SEN-TECH-051).

BOREHOLE LOG
MW05

PROJECT: S21182: Smithfield SEARS
LOCATION: 15-21 Britton St, Smithfield NSW
POSITION: E309922.400 N6253215.000 (GDA2020 / MGA zone 56)
RIG TYPE: Geoprobe/Hand Auger
DATE: 03 Feb 2024
GENERAL NOTES: N/A

CLIENT: Lendlease
SURFACE ELEVATION: 25.09 m (AHD)
CONTRACTOR: Terratest
DIAMETER: 125 mm

FINAL DEPTH: 6.00 m
INCLINATION: Vertical
ORIENTATION: N/A
CASING: Not cased
DIMENSIONS: N/A
LOGGED BY: JN
CHECKED BY: DG

METHOD	WELL INSTALLATION	RL (m AHD)	DEPTH (m)	GRAPHIC LOG	MODIFIED GROUP SYMBOL	MATERIAL DESCRIPTION	SAMPLE TYPE	SAMPLE ID	FIELD TESTS
HA		25.0	0.0		FILL	FILL Silty SAND: fine, SAND, brown, dry.	ED	MW05_0_0.1	PID(0.0m)=0.2 PPM
PT					CI	CI Sandy CLAY: medium plasticity, CLAY, brown/red, moist, dry of plastic limit, (Wianamatta Group).	ED	MW05_0.2_0.3	PID(0.2m)=0.1 PPM
			0.5				ED	MW05_0.5_0.6	PID(0.5m)=0.3 PPM
		24.0	1.0		SM	SM Silty SAND: fine, SAND, white/brown, dry.	ED	MW05_1.2_1.3	PID(1.2m)=0.1 PPM
			1.5		SC	SC Clayey SAND: SAND, white/brown, dry.	ED	MW05_1.5_1.6	PID(1.5m)=0.2 PPM
		23.0	2.0		CI	CI Sandy CLAY: medium plasticity, CLAY, white brown, moist, dry of plastic limit.	ED	MW05_2.2_2.3	PID(2.2m)=0.4 PPM
			2.5				ED	MW05_2.5_2.6	PID(2.5m)=0.4 PPM
SFA		22.0	3.0		Fr	SANDSTONE inferred high strength, brown - gold, inferred fresh, dry.	ED	MW05_3_3.1	PID(3.0m)=0.5 PPM
		21.0	4.0				ED	MW05_4_4.1	PID(4.0m)=0.2 PPM
		20.0	5.0				ED	MW05_5_5.1	PID(5.0m)=0.1 PPM
		19.0	6.0			Terminated at 6.00 m. Target Depth Achieved.			
		18.0	7.0						
			8.0						

These logs have been prepared for environmental purposes and should not be used for geotechnical design and interpretive purposes
For explanation and abbreviations and symbols, refer to Soil Description Notes & Abbreviations (SEN-TECH-051).

BOREHOLE LOG
MW06

PROJECT: S21182: Smithfield SEARS
LOCATION: 15-21 Britton St, Smithfield NSW
POSITION: E310048.600 N6253278.000 (GDA2020 / MGA zone 56)
RIG TYPE: Geoprobe/Hand Auger
DATE: 13 Feb 2024
GENERAL NOTES: N/A

CLIENT: Lendlease
SURFACE ELEVATION: 28.74 m (AHD)
CONTRACTOR: Terratest
DIAMETER: 100 mm

FINAL DEPTH: 10.00 m
INCLINATION: Vertical
ORIENTATION: N/A
CASING: Not cased
DIMENSIONS: N/A
LOGGED BY: JN
CHECKED BY: DG

METHOD	WELL INSTALLATION	RL (m AHD)	DEPTH (m)	GRAPHIC LOG	MODIFIED GROUP SYMBOL	MATERIAL DESCRIPTION	SAMPLE TYPE	SAMPLE ID	FIELD TESTS
HA			0.0		FILL	FILL Sandy Clayey SILT: SILT, trace gravel, brown, moist, dry of plastic limit.	ED	MW06_0_0.1	PID(0.0m)=0.2 PPM
						Cl Sandy CLAY: medium plasticity, CLAY, brown, moist, dry of plastic limit, (Wianamatta Group).			
PT		28.0	0.5				EU	MW06_0.5_0.6	PID(0.5m)=0.4 PPM
			1.0		Cl		EU	MW06_1_1.1	PID(1.0m)=0.3 PPM
			1.5			SHALE: inferred high strength, inferred slightly weathered, grey, dry	EU	MW06_1.5_1.6	PID(1.5m)=0.5 PPM
		27.0			MW				
SFA			2.0			SHALE: red - brown	EU	MW06_2_2.1	PID(2.0m)=0.2 PPM
		26.0	2.5						
			3.0		MW		ED	MW06_3_3.1	PID(3.0m)=0.1 PPM
		25.0	3.5						
			4.0			SHALE: grey	ED	MW06_4_4.1	PID(4.0m)=0.1 PPM
		24.0	4.5						
			5.0						
		23.0	5.5						
			6.0		MW				
		22.0	6.5						
			7.0						
AH		21.0	7.5						
			8.0						

These logs have been prepared for environmental purposes and should not be used for geotechnical design and interpretive purposes
For explanation and abbreviations and symbols, refer to Soil Description Notes & Abbreviations (SEN-TECH-051).

BOREHOLE LOG

MW06

PROJECT: S21182: Smithfield SEARS
LOCATION: 15-21 Britton St, Smithfield NSW
POSITION: E310048.600 N6253278.000 (GDA2020 / MGA zone 56)
RIG TYPE: Geoprobe/Hand Auger
DATE: 13 Feb 2024
GENERAL NOTES: N/A

CLIENT: Lendlease
SURFACE ELEVATION: 28.74 m (AHD)
CONTRACTOR: Terratest
DIAMETER: 100 mm

FINAL DEPTH: 10.00 m
INCLINATION: Vertical
ORIENTATION: N/A
CASING: Not cased
DIMENSIONS: N/A
LOGGED BY: JN
CHECKED BY: DG

METHOD	WELL INSTALLATION	RL (m AHD)	DEPTH (m)	GRAPHIC LOG	MODIFIED GROUP SYMBOL	MATERIAL DESCRIPTION	SAMPLE TYPE	SAMPLE ID	FIELD TESTS
AH		20.0	8.5			SHALE: grey			
		19.0	9.0						
			9.5						
			10.0			Terminated at 10.00 m. Target Depth Achieved.			
		18.0	10.5						
			11.0						
		17.0	11.5						
			12.0						
		16.0	12.5						
			13.0						
		15.0	13.5						
			14.0						
		14.0	14.5						
			15.0						
		13.0	15.5						
			16.0						

These logs have been prepared for environmental purposes and should not be used for geotechnical design and interpretive purposes
For explanation and abbreviations and symbols, refer to Soil Description Notes & Abbreviations (SEN-TECH-051).

BOREHOLE LOG
MW07

PROJECT: S21182: Smithfield SEARS
LOCATION: 15-21 Britton St, Smithfield NSW
POSITION: E310273.000 N6253245.000 (GDA2020 / MGA zone 56)
RIG TYPE: Geoprobe/Concrete Corer
DATE: 14 Feb 2024
GENERAL NOTES: N/A

CLIENT: Lendlease
SURFACE ELEVATION: 35.92 m (AHD)
CONTRACTOR: Terratest
DIAMETER: 100 mm

FINAL DEPTH: 10.00 m
INCLINATION: Vertical
ORIENTATION: N/A
CASING: Not cased
DIMENSIONS: N/A
LOGGED BY: JN
CHECKED BY: DG

METHOD	WELL INSTALLATION	RL (m AHD)	DEPTH (m)	GRAPHIC LOG	MODIFIED GROUP SYMBOL	MATERIAL DESCRIPTION	SAMPLE TYPE	SAMPLE ID	FIELD TESTS
CC			0.0		FILL	FILL: CONCRETE, average condition.			
PT		35.0	0.5		FILL	FILL Sandy Silty CLAY: low plasticity, CLAY, trace gravel, brown, moist, dry of plastic limit.	EU	MW07_0.3_0.4	PID(0.3m)=0.5 PPM
			1.0		CI	CI Sandy CLAY: medium plasticity, CLAY, red/brown, moist, dry of plastic limit, (Wianamatta Group).	EU	MW07_0.9_1	PID(0.9m)=0.3 PPM
		34.0	1.5						
			2.0				EU	MW07_1.9_2	PID(1.9m)=0.4 PPM
SFA		33.0	2.5		CI	CI: red/brown with gold mottles.			
			3.0				ED	MW07_2.9_3	PID(2.9m)=0.4 PPM
		32.0	3.5						
AH			4.0		MW	SHALE: inferred high strength, inferred slightly weathered, grey/brown	ED	MW07_3.9_4	PID(3.9m)=0.4 PPM
		31.0	4.5						
			5.0						
		30.0	5.5						
			6.0						
		29.0	6.5						
			7.0						
		28.0	7.5						
			8.0						

These logs have been prepared for environmental purposes and should not be used for geotechnical design and interpretive purposes
For explanation and abbreviations and symbols, refer to Soil Description Notes & Abbreviations (SEN-TECH-051).

BOREHOLE LOG

MW07

PROJECT: S21182: Smithfield SEARS
LOCATION: 15-21 Britton St, Smithfield NSW
POSITION: E310273.000 N6253245.000 (GDA2020 / MGA zone 56)
RIG TYPE: Geoprobe/Concrete Corer
DATE: 14 Feb 2024
GENERAL NOTES: N/A

CLIENT: Lendlease
SURFACE ELEVATION: 35.92 m (AHD)
CONTRACTOR: Terratest
DIAMETER: 100 mm

FINAL DEPTH: 10.00 m
INCLINATION: Vertical
ORIENTATION: N/A
CASING: Not cased
DIMENSIONS: N/A
LOGGED BY: JN
CHECKED BY: DG

METHOD	WELL INSTALLATION	RL (m AHD)	DEPTH (m)	GRAPHIC LOG	MODIFIED GROUP SYMBOL	MATERIAL DESCRIPTION	SAMPLE TYPE	SAMPLE ID	FIELD TESTS
AH		27.0	8.5			SHALE: inferred high strength, inferred slightly weathered, grey/brown			
		26.0	9.0						
			9.5						
			10.0			Terminated at 10.00 m. Target Depth Achieved.			
		25.0	10.5						
			11.0						
		24.0	11.5						
			12.0						
		23.0	12.5						
			13.0						
		22.0	13.5						
			14.0						
		21.0	14.5						
			15.0						
		20.0	15.5						
			16.0						

These logs have been prepared for environmental purposes and should not be used for geotechnical design and interpretive purposes
For explanation and abbreviations and symbols, refer to Soil Description Notes & Abbreviations (SEN-TECH-051).

BOREHOLE LOG

MW08

PROJECT: S21182: Smithfield SEARS
LOCATION: 15-21 Britton St, Smithfield NSW
POSITION: E310227.800 N6253284.000 (GDA2020 / MGA zone 56)
RIG TYPE: Geoprobe/Concrete Corer
DATE: 15 Feb 2024
GENERAL NOTES: N/A

CLIENT: Lendlease
SURFACE ELEVATION: 31.08 m (AHD)
CONTRACTOR: Terratest
DIAMETER: 100 mm

FINAL DEPTH: 10.00 m
INCLINATION: Vertical
ORIENTATION: N/A
CASING: Not cased
DIMENSIONS: N/A
LOGGED BY: JN
CHECKED BY: DG

METHOD	WELL INSTALLATION	RL (m AHD)	DEPTH (m)	GRAPHIC LOG	MODIFIED GROUP SYMBOL	MATERIAL DESCRIPTION	SAMPLE TYPE	SAMPLE ID	FIELD TESTS
CC		31.0	0.0		FILL	FILL: CONCRETE, average condition.			
SFA			0.5		CH	CH Sandy CLAY: high plasticity, CLAY, red/brown, moist, dry of plastic limit, (Wianamatta Group).	EU	MW08_0.2_0.3	PID(0.2m)=0.3 PPM
		30.0	1.0			SHALE: inferred high strength, inferred slightly weathered, grey/brown.	ED	MW08_1.0_1.1	PID(1.0m)=0.4 PPM
		29.0	2.0				ED	MW08_2.0_2.1	PID(2.0m)=0.3 PPM
		28.0	3.0				ED	MW08_3.0_3.1	PID(3.0m)=0.5 PPM
		27.0	4.0		MW		ED	MW08_4.0_4.1	PID(4.0m)=0.2 PPM
AH		26.0	5.0				ED	MW08_5.0_5.1	PID(5.0m)=0.2 PPM
		25.0	6.0						
		24.0	7.0						
			8.0						

These logs have been prepared for environmental purposes and should not be used for geotechnical design and interpretive purposes
For explanation and abbreviations and symbols, refer to Soil Description Notes & Abbreviations (SEN-TECH-051).

BOREHOLE LOG

MW08

PROJECT: S21182: Smithfield SEARS
LOCATION: 15-21 Britton St, Smithfield NSW
POSITION: E310227.800 N6253284.000 (GDA2020 / MGA zone 56)
RIG TYPE: Geoprobe/Concrete Corer
DATE: 15 Feb 2024
GENERAL NOTES: N/A

CLIENT: Lendlease
SURFACE ELEVATION: 31.08 m (AHD)
CONTRACTOR: Terratest
DIAMETER: 100 mm

FINAL DEPTH: 10.00 m
INCLINATION: Vertical
ORIENTATION: N/A
CASING: Not cased
DIMENSIONS: N/A
LOGGED BY: JN
CHECKED BY: DG

METHOD	WELL INSTALLATION	RL (m AHD)	DEPTH (m)	GRAPHIC LOG	MODIFIED GROUP SYMBOL	MATERIAL DESCRIPTION	SAMPLE TYPE	SAMPLE ID	FIELD TESTS
AH		23.0	8.5			SHALE: inferred high strength, inferred slightly weathered, grey/brown.			
		22.0	9.0						
			9.5						
		21.0	10.0			Terminated at 10.00 m. Target Depth Achieved.			
			10.5						
		20.0	11.0						
			11.5						
		19.0	12.0						
			12.5						
		18.0	13.0						
			13.5						
		17.0	14.0						
			14.5						
		16.0	15.0						
			15.5						
			16.0						

These logs have been prepared for environmental purposes and should not be used for geotechnical design and interpretive purposes
For explanation and abbreviations and symbols, refer to Soil Description Notes & Abbreviations (SEN-TECH-051).

BOREHOLE LOG

MW09

PROJECT: S21182: Smithfield SEARS
LOCATION: 15-21 Britton St, Smithfield NSW
POSITION: E310294.300 N6253369.000 (GDA2020 / MGA zone 56)
RIG TYPE: Geoprobe
DATE: 15 Feb 2024
GENERAL NOTES: N/A

CLIENT: Lendlease
SURFACE ELEVATION: 33.15 m (AHD)
CONTRACTOR: Terratest
DIAMETER: 100 mm

FINAL DEPTH: 10.00 m
INCLINATION: Vertical
ORIENTATION: N/A
CASING: Not cased
DIMENSIONS: N/A
LOGGED BY: JN
CHECKED BY: DG

METHOD	WELL INSTALLATION	RL (m AHD)	DEPTH (m)	GRAPHIC LOG	MODIFIED GROUP SYMBOL	MATERIAL DESCRIPTION	SAMPLE TYPE	SAMPLE ID	FIELD TESTS
AH		33.0	0.0		MI	OI Clayey SILT: medium plasticity, SILT, brown, moist, dry of plastic limit, (Wianamatta Group).	ED	MW09_0_0.1	PID(0.0m)=0.3 PPM
					CI	CI Sandy CLAY: medium plasticity, CLAY, red/brown, moist, dry of plastic limit.			
			0.5				ED	MW09_0.5_0.6	PID(0.5m)=0.2 PPM
		32.0			MW	SHALE: inferred high strength, inferred slightly weathered, brown/grey.			
			1.0				ED	MW09_1_1.1	PID(1.0m)=0.1 PPM
			1.5			SHALE: inferred high strength, inferred fresh, grey/brown.			
		31.0	2.0				ED	MW09_2_2.1	PID(2.0m)=0.2 PPM
			2.5						
		30.0	3.0						
			3.5						
		29.0	4.0						
			4.5		Fr				
		28.0	5.0						
			5.5						
		27.0	6.0						
			6.5						
		26.0	7.0						
			7.5						
			8.0						

These logs have been prepared for environmental purposes and should not be used for geotechnical design and interpretive purposes
For explanation and abbreviations and symbols, refer to Soil Description Notes & Abbreviations (SEN-TECH-051).

BOREHOLE LOG

MW09

PROJECT: S21182: Smithfield SEARS
LOCATION: 15-21 Britton St, Smithfield NSW
POSITION: E310294.300 N6253369.000 (GDA2020 / MGA zone 56)
RIG TYPE: Geoprobe
DATE: 15 Feb 2024
GENERAL NOTES: N/A

CLIENT: Lendlease
SURFACE ELEVATION: 33.15 m (AHD)
CONTRACTOR: Terratest
DIAMETER: 100 mm

FINAL DEPTH: 10.00 m
INCLINATION: Vertical
ORIENTATION: N/A
CASING: Not cased
DIMENSIONS: N/A
LOGGED BY: JN
CHECKED BY: DG

METHOD	WELL INSTALLATION	RL (m AHD)	DEPTH (m)	GRAPHIC LOG	MODIFIED GROUP SYMBOL	MATERIAL DESCRIPTION	SAMPLE TYPE	SAMPLE ID	FIELD TESTS
AH		25.0	8.5			SHALE: inferred high strength, inferred fresh, grey/brown.			
		24.0	9.0						
			9.5						
			10.0			Terminated at 10.00 m. Target Depth Achieved.			
		23.0	10.5						
		22.0	11.0						
			11.5						
		21.0	12.0						
			12.5						
		20.0	13.0						
			13.5						
		19.0	14.0						
			14.5						
		18.0	15.0						
			15.5						
			16.0						

These logs have been prepared for environmental purposes and should not be used for geotechnical design and interpretive purposes
For explanation and abbreviations and symbols, refer to Soil Description Notes & Abbreviations (SEN-TECH-051).

BOREHOLE LOG

SB01

PROJECT: S21182: Smithfield SEARS
LOCATION: 15-21 Britton St, Smithfield NSW
POSITION: E309911.000 N6253125.000 (GDA2020 / MGA zone 56)
RIG TYPE: Geoprobe
DATE: 03 Feb 2024
GENERAL NOTES: N/A

CLIENT: Lendlease
SURFACE ELEVATION: Not measured
CONTRACTOR: Terratest
DIAMETER: 50 mm

FINAL DEPTH: 1.20 m
INCLINATION: Vertical
ORIENTATION: N/A
CASING: Not cased
DIMENSIONS: N/A
LOGGED BY: JN
CHECKED BY: DG

METHOD	DEPTH (m)	GRAPHIC LOG	MODIFIED GROUP SYMBOL	MATERIAL DESCRIPTION	SAMPLE TYPE	SAMPLE ID	FIELD TESTS
PT	0.0		FILL	FILL: ASPHALT, average condition.			
			FILL	FILL Gravelly SAND: fine to coarse, SAND, with asphalt, grey, dry.	EU	SB01_0.1_0.2	PID(0.1m)=0.1 PPM
			CI	CI Sandy CLAY: medium plasticity, CLAY, red/brown, moist, dry of plastic limit, (Wianamatta Group).	EU	SB01_0.2_0.3	PID(0.2m)=0.3 PPM
	0.5		CI	CI: gold.	EU	SB01_0.5_0.6	PID(0.5m)=0.2 PPM
			CI	CI: brown.	EU	SB01_0.6_0.7	PID(0.6m)=0.1 PPM
	1.0			Terminated at 1.20 m. Target Depth Achieved.			
	1.5						
	2.0						
	2.5						
	3.0						
	3.5						
	4.0						
	4.5						
	5.0						
	5.5						
	6.0						
	6.5						
	7.0						
	7.5						
	8.0						

These logs have been prepared for environmental purposes and should not be used for geotechnical design and interpretive purposes

For explanation and abbreviations and symbols, refer to Soil Description Notes & Abbreviations (SEN-TECH-051).

BOREHOLE LOG
SB02

PROJECT: S21182: Smithfield SEARS
LOCATION: 15-21 Britton St, Smithfield NSW
POSITION: E309945.000 N6253138.000 (GDA2020 / MGA zone 56)
RIG TYPE: Geoprobe
DATE: 03 Feb 2024
GENERAL NOTES: N/A

CLIENT: Lendlease
SURFACE ELEVATION: Not measured
CONTRACTOR: Terratest
DIAMETER: 50 mm

FINAL DEPTH: 1.20 m
INCLINATION: Vertical
ORIENTATION: N/A
CASING: Not cased
DIMENSIONS: N/A
LOGGED BY: JN
CHECKED BY: DG

METHOD	DEPTH (m)	GRAPHIC LOG	MODIFIED GROUP SYMBOL	MATERIAL DESCRIPTION	SAMPLE TYPE	SAMPLE ID	FIELD TESTS
PT	0.0		FILL	FILL: ASPHALT, average condition.	EU	SB02_0_0.1	PID(0.0m)=0.3 PPM
			FILL	FILL Gravelly SAND: fine to coarse, SAND, with asphalt, grey, dry.			
	0.5		CI	CI Sandy CLAY: medium plasticity, CLAY, red/brown, moist, dry of plastic limit, (Wianamatta Group).	EU	SB02_0.3_0.4	PID(0.3m)=0.1 PPM
	1.0				EU	SB02_1.1_1.2	PID(1.1m)=0.1 PPM
				Terminated at 1.20 m. Target Depth Achieved.			
	1.5						
	2.0						
	2.5						
	3.0						
	3.5						
	4.0						
	4.5						
	5.0						
	5.5						
	6.0						
	6.5						
	7.0						
	7.5						
	8.0						

These logs have been prepared for environmental purposes and should not be used for geotechnical design and interpretive purposes
For explanation and abbreviations and symbols, refer to Soil Description Notes & Abbreviations (SEN-TECH-051).

BOREHOLE LOG

SB03

PROJECT: S21182: Smithfield SEARS
LOCATION: 15-21 Britton St, Smithfield NSW
POSITION: E309943.000 N6253111.000 (GDA2020 / MGA zone 56)
RIG TYPE: Geoprobe
DATE: 03 Feb 2024
GENERAL NOTES: N/A

CLIENT: Lendlease
SURFACE ELEVATION: Not measured
CONTRACTOR: Terratest
DIAMETER: 50 mm

FINAL DEPTH: 1.20 m
INCLINATION: Vertical
ORIENTATION: N/A
CASING: Not cased
DIMENSIONS: N/A
LOGGED BY: JN
CHECKED BY: DG

METHOD	DEPTH (m)	GRAPHIC LOG	MODIFIED GROUP SYMBOL	MATERIAL DESCRIPTION	SAMPLE TYPE	SAMPLE ID	FIELD TESTS
PT	0.0		FILL	FILL: ASPHALT, average condition.			
			FILL	FILL Gravelly SAND: fine to coarse, SAND, with asphalt, dry.	EU	SB03_0.1_0.2	PID(0.1m)=0.3 PPM
				Cl Sandy CLAY: medium plasticity, CLAY, red/brown, moist, dry of plastic limit, (Wianamatta Group).	EU	SB03_0.2_0.3	PID(0.2m)=0.2 PPM
	0.5		Cl				
	1.0				EU	SB03_1.1_1.2	PID(1.1m)=0.1 PPM
				Terminated at 1.20 m. Target Depth Achieved.			
	1.5						
	2.0						
	2.5						
	3.0						
	3.5						
	4.0						
	4.5						
	5.0						
	5.5						
	6.0						
	6.5						
	7.0						
	7.5						
	8.0						

These logs have been prepared for environmental purposes and should not be used for geotechnical design and interpretive purposes
For explanation and abbreviations and symbols, refer to Soil Description Notes & Abbreviations (SEN-TECH-051).

BOREHOLE LOG

SB04

PROJECT: S21182: Smithfield SEARS
FINAL DEPTH: 1.20 m
LOCATION: 15-21 Britton St, Smithfield NSW
CLIENT: Lendlease
INCLINATION: Vertical
POSITION: E309982.000 N6253116.000 (GDA2020 / MGA zone 56)
SURFACE ELEVATION: Not measured
ORIENTATION: N/A
RIG TYPE: Geoprobe
CONTRACTOR: Terratest
CASING: Not cased
DATE: 03 Feb 2024
DIAMETER: 50 mm
DIMENSIONS: N/A
GENERAL NOTES: N/A
LOGGED BY: JN
CHECKED BY: DG

METHOD	DEPTH (m)	GRAPHIC LOG	MODIFIED GROUP SYMBOL	MATERIAL DESCRIPTION	SAMPLE TYPE	SAMPLE ID	FIELD TESTS
PT	0.0		FILL	FILL: ASPHALT, average condition.			
			FILL	FILL Gravelly SAND: fine to coarse, SAND, with asphalt, grey, dry.	EU	SB04_0.1_0.2	PID(0.1m)=0.3 PPM
				CI Sandy CLAY: medium plasticity, CLAY, red/brown, moist, dry of plastic limit, (Wianamatta Group).	EU	SB04_0.2_0.3	PID(0.2m)=0.1 PPM
	0.5		CI		EU	SB04_0.5_0.6	PID(0.5m)=0.2 PPM
	1.0				EU	SB04_1.1_1.2	PID(1.1m)=0.1 PPM
				Terminated at 1.20 m. Target Depth Achieved.			
	1.5						
	2.0						
	2.5						
	3.0						
	3.5						
	4.0						
	4.5						
	5.0						
	5.5						
	6.0						
	6.5						
	7.0						
	7.5						
	8.0						

These logs have been prepared for environmental purposes and should not be used for geotechnical design and interpretive purposes
For explanation and abbreviations and symbols, refer to Soil Description Notes & Abbreviations (SEN-TECH-051).

BOREHOLE LOG
SB05

PROJECT: S21182: Smithfield SEARS
FINAL DEPTH: 1.20 m
LOCATION: 15-21 Britton St, Smithfield NSW
CLIENT: Lendlease
INCLINATION: Vertical
POSITION: E309978.000 N6253140.000 (GDA2020 / MGA zone 56)
SURFACE ELEVATION: Not measured
ORIENTATION: N/A
RIG TYPE: Geoprobe
CONTRACTOR: Terratest
CASING: Not cased
DATE: 03 Feb 2024
DIAMETER: 50 mm
DIMENSIONS: N/A
GENERAL NOTES: N/A
LOGGED BY: JN
CHECKED BY: DG

METHOD	DEPTH (m)	GRAPHIC LOG	MODIFIED GROUP SYMBOL	MATERIAL DESCRIPTION	SAMPLE TYPE	SAMPLE ID	FIELD TESTS
PT	0.0		FILL	FILL: ASPHALT, average condition.			
			FILL	FILL COBBLES: fine to coarse, COBBLES, brown/white, dry.	EU	SB05_0.1_0.2	PID(0.1m)=0.3 PPM
			CI	CI Sandy CLAY: medium plasticity, CLAY, red/brown, moist, dry of plastic limit, (Wianamatta Group).	EU	SB05_0.2_0.3	PID(0.2m)=0.1 PPM
	0.5						
	1.0				EU	SB05_1_1.1	PID(1.0m)=0.2 PPM
				Terminated at 1.20 m. Target Depth Achieved.			
	1.5						
	2.0						
	2.5						
	3.0						
	3.5						
	4.0						
	4.5						
	5.0						
	5.5						
	6.0						
	6.5						
	7.0						
	7.5						
	8.0						

These logs have been prepared for environmental purposes and should not be used for geotechnical design and interpretive purposes
For explanation and abbreviations and symbols, refer to Soil Description Notes & Abbreviations (SEN-TECH-051).

BOREHOLE LOG
SB06

PROJECT: S21182: Smithfield SEARS
LOCATION: 15-21 Britton St, Smithfield NSW
POSITION: E310006.000 N6253136.000 (GDA2020 / MGA zone 56)
RIG TYPE: Geoprobe
DATE: 03 Feb 2024
GENERAL NOTES: N/A

CLIENT: Lendlease
SURFACE ELEVATION: Not measured
CONTRACTOR: Terratest
DIAMETER: 50 mm

FINAL DEPTH: 1.20 m
INCLINATION: Vertical
ORIENTATION: N/A
CASING: Not cased
DIMENSIONS: N/A
LOGGED BY: JN
CHECKED BY: DG

METHOD	DEPTH (m)	GRAPHIC LOG	MODIFIED GROUP SYMBOL	MATERIAL DESCRIPTION	SAMPLE TYPE	SAMPLE ID	FIELD TESTS
PT	0.0		FILL	FILL Silty SAND: fine to coarse, SAND, with gravel, red/brown, dry.	EU	SB06_0_0.1	PID(0.0m)=0.3 PPM
			CI	CI Sandy CLAY: medium plasticity, CLAY, brown, moist, dry of plastic limit, (Wianamatta Group).	EU	SB06_0.2_0.3	PID(0.2m)=0.1 PPM
	0.5				EU	SB06_0.5_0.6	PID(0.5m)=0.4 PPM
	1.0				EU	SB06_1.1_1.2	PID(1.1m)=0.1 PPM
				Terminated at 1.20 m. Target Depth Achieved.			
	1.5						
	2.0						
	2.5						
	3.0						
	3.5						
	4.0						
	4.5						
	5.0						
	5.5						
	6.0						
	6.5						
	7.0						
	7.5						
	8.0						

These logs have been prepared for environmental purposes and should not be used for geotechnical design and interpretive purposes
For explanation and abbreviations and symbols, refer to Soil Description Notes & Abbreviations (SEN-TECH-051).

BOREHOLE LOG
SB07

PROJECT: S21182: Smithfield SEARS
LOCATION: 15-21 Britton St, Smithfield NSW
POSITION: E309913.000 N6253183.000 (GDA2020 / MGA zone 56)
RIG TYPE: Geoprobe/Hand Auger
DATE: 03 Feb 2024
GENERAL NOTES: N/A

CLIENT: Lendlease
SURFACE ELEVATION: Not measured
CONTRACTOR: Terratest
DIAMETER: 50 mm

FINAL DEPTH: 1.20 m
INCLINATION: Vertical
ORIENTATION: N/A
CASING: Not cased
DIMENSIONS: N/A
LOGGED BY: JN
CHECKED BY: DG

METHOD	DEPTH (m)	GRAPHIC LOG	MODIFIED GROUP SYMBOL	MATERIAL DESCRIPTION	SAMPLE TYPE	SAMPLE ID	FIELD TESTS
HA	0.0		FILL	FILL Silty SAND: fine to coarse, SAND, with gravel, brown, dry, anthropogenic material including brick fragments (<5%).	ED	SB07_0_0.1	PID(0.0m)=0.1 PPM
			ML	ML Sandy SILT: low plasticity, SILT, brown, moist, dry of plastic limit, (Wianamatta Group).	ED	SB07_0.1_0.2	PID(0.1m)=0.3 PPM
PT	0.5		CL	CL Sandy CLAY: low plasticity, CLAY, brown, moist, dry of plastic limit.	EU	SB07_0.6_0.7	PID(0.6m)=0.2 PPM
	1.0				EU	SB07_1.1_1.2	PID(1.1m)=0.2 PPM
				Terminated at 1.20 m. Target Depth Achieved.			
	1.5						
	2.0						
	2.5						
	3.0						
	3.5						
	4.0						
	4.5						
	5.0						
	5.5						
	6.0						
	6.5						
	7.0						
	7.5						
	8.0						

These logs have been prepared for environmental purposes and should not be used for geotechnical design and interpretive purposes
For explanation and abbreviations and symbols, refer to Soil Description Notes & Abbreviations (SEN-TECH-051).

BOREHOLE LOG

SB08

PROJECT: S21182: Smithfield SEARS
LOCATION: 15-21 Britton St, Smithfield NSW
POSITION: E309986.000 N6253154.000 (GDA2020 / MGA zone 56)
RIG TYPE: Concrete Corer/Geoprobe
DATE: 03 Feb 2024
GENERAL NOTES: N/A

CLIENT: Lendlease
SURFACE ELEVATION: Not measured
CONTRACTOR: Terratest
DIAMETER: 50 mm

FINAL DEPTH: 1.20 m
INCLINATION: Vertical
ORIENTATION: N/A
CASING: Not cased
DIMENSIONS: N/A
LOGGED BY: JN
CHECKED BY: DG

METHOD	DEPTH (m)	GRAPHIC LOG	MODIFIED GROUP SYMBOL	MATERIAL DESCRIPTION	SAMPLE TYPE	SAMPLE ID	FIELD TESTS
CC	0.0		FILL	FILL: CONCRETE, average condition.			
			FILL	FILL Gravelly SAND: fine to coarse, SAND, grey, dry.	EU	SB08_0.25_0.30	PID(0.2m)=0.1 PPM
					EU	SB08_0.3_0.4	PID(0.3m)=0.1 PPM
PT	0.5		CI	CI Sandy CLAY: medium plasticity, CLAY, grey, moist, dry of plastic limit, (Wianamatta Group).			PID(0.4m)=0.2 PPM
	1.0				EU	SB08_1.0_1.1	PID(1.0m)=0.1 PPM
				Terminated at 1.20 m. Target Depth Achieved.			
	1.5						
	2.0						
	2.5						
	3.0						
	3.5						
	4.0						
	4.5						
	5.0						
	5.5						
	6.0						
	6.5						
	7.0						
	7.5						
	8.0						

These logs have been prepared for environmental purposes and should not be used for geotechnical design and interpretive purposes

For explanation and abbreviations and symbols, refer to Soil Description Notes & Abbreviations (SEN-TECH-051).

BOREHOLE LOG

SB09

PROJECT: S21182: Smithfield SEARS
FINAL DEPTH: 1.20 m
LOCATION: 15-21 Britton St, Smithfield NSW
CLIENT: Lendlease
INCLINATION: Vertical
POSITION: E310025.000 N6253215.000 (GDA2020 / MGA zone 56)
SURFACE ELEVATION: Not measured
ORIENTATION: N/A
RIG TYPE: Concrete Corer/Geoprobe
CONTRACTOR: Terratest
CASING: Not cased
DATE: 03 Feb 2024
DIAMETER: 50 mm
DIMENSIONS: N/A
GENERAL NOTES: N/A
LOGGED BY: JN
CHECKED BY: DG

METHOD	DEPTH (m)	GRAPHIC LOG	MODIFIED GROUP SYMBOL	MATERIAL DESCRIPTION	SAMPLE TYPE	SAMPLE ID	FIELD TESTS
C C	0.0		FILL	FILL: CONCRETE, average condition.			
PT			FILL	FILL COBBLES: fine to coarse, COBBLES, cream/brown, dry.	EU	SB09_0.1_0.2	PID(0.1m)=0.3 PPM
	0.5		ML	ML Sandy SILT: low plasticity, SILT, brown, moist, dry of plastic limit, (Wianamatta Group).	EU	SB09_0.5_0.6	PID(0.5m)=0.4 PPM
	1.0				EU	SB09_1.1_1.2	PID(1.1m)=0.1 PPM
				Terminated at 1.20 m. Target Depth Achieved.			
	1.5						
	2.0						
	2.5						
	3.0						
	3.5						
	4.0						
	4.5						
	5.0						
	5.5						
	6.0						
	6.5						
	7.0						
	7.5						
	8.0						

These logs have been prepared for environmental purposes and should not be used for geotechnical design and interpretive purposes
For explanation and abbreviations and symbols, refer to Soil Description Notes & Abbreviations (SEN-TECH-051).

BOREHOLE LOG
SB10

PROJECT: S21182: Smithfield SEARS
LOCATION: 15-21 Britton St, Smithfield NSW
POSITION: E310025.000 N6253258.000 (GDA2020 / MGA zone 56)
RIG TYPE: Geoprobe/Concrete Corer
DATE: 03 Feb 2024
GENERAL NOTES: N/A

CLIENT: Lendlease
SURFACE ELEVATION: Not measured
CONTRACTOR: Terratest
DIAMETER: 50 mm

FINAL DEPTH: 1.20 m
INCLINATION: Vertical
ORIENTATION: N/A
CASING: Not cased
DIMENSIONS: N/A
LOGGED BY: JN
CHECKED BY: DG

METHOD	DEPTH (m)	GRAPHIC LOG	MODIFIED GROUP SYMBOL	MATERIAL DESCRIPTION	SAMPLE TYPE	SAMPLE ID	FIELD TESTS
CC	0.0		FILL	FILL: CONCRETE, average condition.			
			FILL	FILL Gravelly SAND: fine, SAND, grey, moist .	EU	SB10_0.2_0.3	PID(0.2m)=0.5 PPM
			CH	CH Sandy CLAY: high plasticity, CLAY, brown, moist, dry of plastic limit , (Wianamatta Group).	EU	SB10_0.3_0.4	PID(0.3m)=0.6 PPM
PT	0.5		MW	SHALE: inferred high strength, inferred moderately weathered, grey/brown.	EU	SB10_0.5_0.6	PID(0.5m)=0.2 PPM
	1.0				EU	SB10_1_1.1	PID(1.0m)=0.4 PPM
				Terminated at 1.20 m. Target Depth Achieved.			
	1.5						
	2.0						
	2.5						
	3.0						
	3.5						
	4.0						
	4.5						
	5.0						
	5.5						
	6.0						
	6.5						
	7.0						
	7.5						
	8.0						

These logs have been prepared for environmental purposes and should not be used for geotechnical design and interpretive purposes
For explanation and abbreviations and symbols, refer to Soil Description Notes & Abbreviations (SEN-TECH-051).

BOREHOLE LOG

SB11

PROJECT: S21182: Smithfield SEARS
LOCATION: 15-21 Britton St, Smithfield NSW
POSITION: E310016.000 N6253231.000 (GDA2020 / MGA zone 56)
RIG TYPE: Geoprobe/Concrete Corer
DATE: 03 Feb 2024
GENERAL NOTES: N/A

CLIENT: Lendlease
SURFACE ELEVATION: Not measured
CONTRACTOR: Terratest
DIAMETER: 50 mm

FINAL DEPTH: 1.20 m
INCLINATION: Vertical
ORIENTATION: N/A
CASING: Not cased
DIMENSIONS: N/A
LOGGED BY: JN
CHECKED BY: DG

METHOD	DEPTH (m)	GRAPHIC LOG	MODIFIED GROUP SYMBOL	MATERIAL DESCRIPTION	SAMPLE TYPE	SAMPLE ID	FIELD TESTS
CC	0.0		FILL	FILL: CONCRETE, average condition.			
			FILL	FILL Gravelly SAND: fine, SAND, grey, dry.	U	SB11_0.2_0.3	PID(0.2m)=0.1 PPM
PT	0.5		CI	CI Sandy CLAY: medium plasticity, CLAY, red/brown, moist, dry of plastic limit, (Wianamatta Group).	U	SB11_0.3_0.4	PID(0.3m)=0.2 PPM
	1.0		MW	SANDSTONE: inferred high strength, inferred moderately weathered, grey.	U	SB11_0.8_0.9	PID(0.8m)=0.5 PPM
				Terminated at 1.20 m. Target Depth Achieved.			
	1.5						
	2.0						
	2.5						
	3.0						
	3.5						
	4.0						
	4.5						
	5.0						
	5.5						
	6.0						
	6.5						
	7.0						
	7.5						
	8.0						

These logs have been prepared for environmental purposes and should not be used for geotechnical design and interpretive purposes
For explanation and abbreviations and symbols, refer to Soil Description Notes & Abbreviations (SEN-TECH-051).

BOREHOLE LOG
SB12

PROJECT: S21182: Smithfield SEARS
LOCATION: 15-21 Britton St, Smithfield NSW
POSITION: E310040.000 N6253277.000 (GDA2020 / MGA zone 56)
RIG TYPE: Geoprobe/Concrete Corer
DATE: 03 Feb 2024
GENERAL NOTES: N/A

CLIENT: Lendlease
SURFACE ELEVATION: Not measured
CONTRACTOR: Terratest
DIAMETER: 50 mm

FINAL DEPTH: 1.20 m
INCLINATION: Vertical
ORIENTATION: N/A
CASING: Not cased
DIMENSIONS: N/A
LOGGED BY: JN
CHECKED BY: DG

METHOD	DEPTH (m)	GRAPHIC LOG	MODIFIED GROUP SYMBOL	MATERIAL DESCRIPTION	SAMPLE TYPE	SAMPLE ID	FIELD TESTS
CC	0.0		FILL	FILL: CONCRETE, average condition.			
PT			FILL	FILL Gravelly SAND: fine, SAND, with asphalt, grey, dry.	U	SB12_0.7_0.8	PID(0.2m)=0.7 PPM
	0.5		CI	CI Sandy Silty CLAY: medium plasticity, CLAY, red/brown, moist, dry of plastic limit, (Wianamatta Group).	U	SB12_0.5_0.6	PID(0.4m)=0.5 PPM
	1.0		MW	SHALE: inferred high strength, inferred moderately weathered, brown/grey.	U	SB12_0.4_0.5	PID(1.0m)=0.4 PPM
				Terminated at 1.20 m. Target Depth Achieved.			
	1.5						
	2.0						
	2.5						
	3.0						
	3.5						
	4.0						
	4.5						
	5.0						
	5.5						
	6.0						
	6.5						
	7.0						
	7.5						
	8.0						

These logs have been prepared for environmental purposes and should not be used for geotechnical design and interpretive purposes
For explanation and abbreviations and symbols, refer to Soil Description Notes & Abbreviations (SEN-TECH-051).

BOREHOLE LOG
SB13

PROJECT: S21182: Smithfield SEARS
LOCATION: 15-21 Britton St, Smithfield NSW
POSITION: E310021.000 N6253286.000 (GDA2020 / MGA zone 56)
RIG TYPE: Concrete Corer/Geoprobe
DATE: 03 Feb 2024
GENERAL NOTES: N/A

CLIENT: Lendlease
SURFACE ELEVATION: Not measured
CONTRACTOR: Terratest
DIAMETER: 50 mm

FINAL DEPTH: 1.20 m
INCLINATION: Vertical
ORIENTATION: N/A
CASING: Not cased
DIMENSIONS: N/A
LOGGED BY: JN
CHECKED BY: DG

METHOD	DEPTH (m)	GRAPHIC LOG	MODIFIED GROUP SYMBOL	MATERIAL DESCRIPTION	SAMPLE TYPE	SAMPLE ID	FIELD TESTS
CC	0.0		FILL	FILL: CONCRETE, average condition.			
PT	0.5		CI	CI Sandy Silty CLAY: medium plasticity, CLAY, red/brown, moist, dry of plastic limit, (Wianamatta Group).	U	SB13_0.2_0.3	PID(0.2m)=0.4 PPM
					U	SB13_0.5_0.6	PID(0.5m)=0.3 PPM
	1.0				U	SB13_1_1.1	PID(1.0m)=0.3 PPM
				Terminated at 1.20 m. Target Depth Achieved.			
	1.5						
	2.0						
	2.5						
	3.0						
	3.5						
	4.0						
	4.5						
	5.0						
	5.5						
	6.0						
	6.5						
	7.0						
	7.5						
	8.0						

These logs have been prepared for environmental purposes and should not be used for geotechnical design and interpretive purposes
For explanation and abbreviations and symbols, refer to Soil Description Notes & Abbreviations (SEN-TECH-051).

BOREHOLE LOG
SB14

PROJECT: S21182: Smithfield SEARS
LOCATION: 15-21 Britton St, Smithfield NSW
POSITION: E310045.000 N6253312.000 (GDA2020 / MGA zone 56)
RIG TYPE: Geoprobe/Concrete Corer
DATE: 03 Feb 2024
GENERAL NOTES: N/A

CLIENT: Lendlease
SURFACE ELEVATION: Not measured
CONTRACTOR: Terratest
DIAMETER: 50 mm

FINAL DEPTH: 1.20 m
INCLINATION: Vertical
ORIENTATION: N/A
CASING: Not cased
DIMENSIONS: N/A
LOGGED BY: JN
CHECKED BY: DG

METHOD	DEPTH (m)	GRAPHIC LOG	MODIFIED GROUP SYMBOL	MATERIAL DESCRIPTION	SAMPLE TYPE	SAMPLE ID	FIELD TESTS
CC	0.0		FILL	FILL: CONCRETE, average condition.			
PT	0.5		FILL	FILL Gravelly Sandy CLAY: low plasticity, CLAY, brown, moist, dry of plastic limit, anthropogenic material including plastic (<5%).	U	SB14_0.2_0.3	PID(0.2m)=0.3 PPM
			CL	CL Sandy CLAY: low plasticity, CLAY, brown, moist, dry of plastic limit, (Wianamatta Group).	U	SB14_0.5_0.6	PID(0.5m)=0.1 PPM
	1.0				U	SB14_1_1.1	PID(1.0m)=0.1 PPM
				Terminated at 1.20 m. Target Depth Achieved.			
	1.5						
	2.0						
	2.5						
	3.0						
	3.5						
	4.0						
	4.5						
	5.0						
	5.5						
	6.0						
	6.5						
	7.0						
	7.5						
	8.0						

These logs have been prepared for environmental purposes and should not be used for geotechnical design and interpretive purposes
For explanation and abbreviations and symbols, refer to Soil Description Notes & Abbreviations (SEN-TECH-051).

BOREHOLE LOG
SB15

PROJECT: S21182: Smithfield SEARS
LOCATION: 15-21 Britton St, Smithfield NSW
POSITION: E310305.000 N6253300.000 (GDA2020 / MGA zone 56)
RIG TYPE: Geoprobe
DATE: 13 Feb 2024
GENERAL NOTES: N/A

CLIENT: Lendlease
SURFACE ELEVATION: Not measured
CONTRACTOR: Terratest
DIAMETER: 50 mm

FINAL DEPTH: 1.40 m
INCLINATION: Vertical
ORIENTATION: N/A
CASING: Not cased
DIMENSIONS: N/A
LOGGED BY: JN
CHECKED BY: DG

METHOD	DEPTH (m)	GRAPHIC LOG	MODIFIED GROUP SYMBOL	MATERIAL DESCRIPTION	SAMPLE TYPE	SAMPLE ID	FIELD TESTS
PT	0.0		FILL	FILL Clayey SILT: SILT, brown, moist, dry of plastic limit.	U	SB15_0_0.1	PID(0.0m)=0.2 PPM
			CI	CI Silty Sandy CLAY: medium plasticity, CLAY, brown, moist, dry of plastic limit, (Wianamatta Group).	U	SB15_0.2_0.3	PID(0.2m)=0.4 PPM
	0.5		SW	SW SAND: fine, SAND, cream/brown, dry.	U	SB15_0.9_1	PID(0.9m)=0.3 PPM
	1.0		CI	CI Sandy CLAY: medium plasticity, CLAY, brown mottled with gold, moist, dry of plastic limit.	U	SB15_1_1.1	PID(1.0m)=0.2 PPM
	1.5			Terminated at 1.40 m. Target Depth Achieved.			
	2.0						
	2.5						
	3.0						
	3.5						
	4.0						
	4.5						
	5.0						
	5.5						
	6.0						
	6.5						
	7.0						
	7.5						
	8.0						

These logs have been prepared for environmental purposes and should not be used for geotechnical design and interpretive purposes
For explanation and abbreviations and symbols, refer to Soil Description Notes & Abbreviations (SEN-TECH-051).

BOREHOLE LOG
SB16

PROJECT: S21182: Smithfield SEARS
LOCATION: 15-21 Britton St, Smithfield NSW
POSITION: E310313.000 N6253275.000 (GDA2020 / MGA zone 56)
RIG TYPE: Geoprobe
DATE: 13 Feb 2024
GENERAL NOTES: N/A

CLIENT: Lendlease
SURFACE ELEVATION: Not measured
CONTRACTOR: Terratest
DIAMETER: 50 mm

FINAL DEPTH: 1.40 m
INCLINATION: Vertical
ORIENTATION: N/A
CASING: Not cased
DIMENSIONS: N/A
LOGGED BY: JN
CHECKED BY: DG

METHOD	DEPTH (m)	GRAPHIC LOG	MODIFIED GROUP SYMBOL	MATERIAL DESCRIPTION	SAMPLE TYPE	SAMPLE ID	FIELD TESTS
PT	0.0		FILL	FILL Clayey SILT: SILT, brown, moist, dry of plastic limit.	U	SB16_0_0.1	PID(0.0m)=0.2 PPM
			CI	CI Silty Sandy CLAY: medium plasticity, CLAY, trace gravel, brown, moist, dry of plastic limit, (Wianamatta Group).	U	SB16_0.1_0.2	PID(0.1m)=0.1 PPM
	0.5		CI	CI Sandy CLAY: medium plasticity, CLAY, red/brown, moist, dry of plastic limit.	U	SB16_0.6_0.7	PID(0.6m)=0.4 PPM
	1.0		CI	CI: red brown with gold mottles.	U	SB16_1.3_1.4	PID(1.3m)=0.5 PPM
				Terminated at 1.40 m. Target Depth Achieved.			
	1.5						
	2.0						
	2.5						
	3.0						
	3.5						
	4.0						
	4.5						
	5.0						
	5.5						
	6.0						
	6.5						
	7.0						
	7.5						
	8.0						

These logs have been prepared for environmental purposes and should not be used for geotechnical design and interpretive purposes
For explanation and abbreviations and symbols, refer to Soil Description Notes & Abbreviations (SEN-TECH-051).

BOREHOLE LOG
SB17

PROJECT: S21182: Smithfield SEARS
LOCATION: 15-21 Britton St, Smithfield NSW
POSITION: E310303.000 N6253257.000 (GDA2020 / MGA zone 56)
RIG TYPE: Geoprobe
DATE: 13 Feb 2024
GENERAL NOTES: N/A

CLIENT: Lendlease
SURFACE ELEVATION: Not measured
CONTRACTOR: Terratest
DIAMETER: 50 mm

FINAL DEPTH: 1.20 m
INCLINATION: Vertical
ORIENTATION: N/A
CASING: Not cased
DIMENSIONS: N/A
LOGGED BY: JN
CHECKED BY: DG

METHOD	DEPTH (m)	GRAPHIC LOG	MODIFIED GROUP SYMBOL	MATERIAL DESCRIPTION	SAMPLE TYPE	SAMPLE ID	FIELD TESTS
PT	0.0		FILL	FILL Clayey SILT: SILT, trace gravel, brown, moist, dry of plastic limit.	U	SB17_0_0.1	PID(0.0m)=0.8 PPM
				CI Sandy CLAY: medium plasticity, CLAY, brown, moist, dry of plastic limit, (Wianamatta Group).			
	0.5		CI		U	SB17_0.5_0.6	PID(0.5m)=0.3 PPM
	1.0				U	SB17_1_1.1	PID(1.0m)=0.5 PPM
				Terminated at 1.20 m. Target Depth Achieved.			
	1.5						
	2.0						
	2.5						
	3.0						
	3.5						
	4.0						
	4.5						
	5.0						
	5.5						
	6.0						
	6.5						
	7.0						
	7.5						
	8.0						

These logs have been prepared for environmental purposes and should not be used for geotechnical design and interpretive purposes
For explanation and abbreviations and symbols, refer to Soil Description Notes & Abbreviations (SEN-TECH-051).

BOREHOLE LOG
SB18

PROJECT: S21182: Smithfield SEARS
FINAL DEPTH: 1.20 m
LOCATION: 15-21 Britton St, Smithfield NSW
CLIENT: Lendlease
INCLINATION: Vertical
POSITION: E310314.000 N6253216.000 (GDA2020 / MGA zone 56)
SURFACE ELEVATION: Not measured
ORIENTATION: N/A
RIG TYPE: Geoprobe
CONTRACTOR: Terratest
CASING: Not cased
DATE: 13 Feb 2024
DIAMETER: 50 mm
DIMENSIONS: N/A
GENERAL NOTES: N/A
LOGGED BY: JN
CHECKED BY: DG

METHOD	DEPTH (m)	GRAPHIC LOG	MODIFIED GROUP SYMBOL	MATERIAL DESCRIPTION	SAMPLE TYPE	SAMPLE ID	FIELD TESTS
PT	0.0		FILL	FILL Sandy CLAY: medium plasticity, CLAY, trace gravel, brown , moist, dry of plastic limit.	U	SB18_0_0.1	PID(0.0m)=0.3 PPM
			CI	CI Sandy CLAY: medium plasticity, CLAY, brown, moist, dry of plastic limit, (Wianamatta Group).	U	SB18_0.1_0.2	PID(0.1m)=0.2 PPM
	0.5						
	1.0		CI	CI: red/brown with gold mottles.	EU	SB18_0.9_1	PID(0.9m)=0.5 PPM
				Terminated at 1.20 m. Target Depth Achieved.			
	1.5						
	2.0						
	2.5						
	3.0						
	3.5						
	4.0						
	4.5						
	5.0						
	5.5						
	6.0						
	6.5						
	7.0						
	7.5						
	8.0						

These logs have been prepared for environmental purposes and should not be used for geotechnical design and interpretive purposes
For explanation and abbreviations and symbols, refer to Soil Description Notes & Abbreviations (SEN-TECH-051).

BOREHOLE LOG

SB19

PROJECT: S21182: Smithfield SEARS
LOCATION: 15-21 Britton St, Smithfield NSW
POSITION: E310270.000 N6253209.000 (GDA2020 / MGA zone 56)
RIG TYPE: Geoprobe
DATE: 13 Feb 2024
GENERAL NOTES: N/A

CLIENT: Lendlease
SURFACE ELEVATION: Not measured
CONTRACTOR: Terratest
DIAMETER: 50 mm

FINAL DEPTH: 2.20 m
INCLINATION: Vertical
ORIENTATION: N/A
CASING: Not cased
DIMENSIONS: N/A
LOGGED BY: JN
CHECKED BY: DG

METHOD	DEPTH (m)	GRAPHIC LOG	MODIFIED GROUP SYMBOL	MATERIAL DESCRIPTION	SAMPLE TYPE	SAMPLE ID	FIELD TESTS
PT	0.0		FILL	FILL: ASPHALT, average condition.			
				CI Sandy CLAY: medium plasticity, CLAY, brown, moist, dry of plastic limit, (Wianamatta Group).	ED	SB19_0.1_0.2	PID(0.1m)=0.2 PPM
	0.5		CI		EU	SB19_0.5_0.6	PID(0.5m)=0.1 PPM
	1.0			CI: gold brown.	EU	SB19_1_1.1	PID(1.0m)=0.3 PPM
	1.5		CI				
	2.0		CI	CI: red/brown with grey mottles.	EU	SB19_2_2.1	PID(2.0m)=0.1 PPM
				Terminated at 2.20 m. Target Depth Achieved.			
	2.5						
	3.0						
	3.5						
	4.0						
	4.5						
	5.0						
	5.5						
	6.0						
	6.5						
	7.0						
	7.5						
	8.0						

These logs have been prepared for environmental purposes and should not be used for geotechnical design and interpretive purposes
For explanation and abbreviations and symbols, refer to Soil Description Notes & Abbreviations (SEN-TECH-051).

BOREHOLE LOG

SB20

PROJECT: S21182: Smithfield SEARS
FINAL DEPTH: 2.00 m
LOCATION: 15-21 Britton St, Smithfield NSW
CLIENT: Lendlease
INCLINATION: Vertical
POSITION: E310066.000 N6253354.000 (GDA2020 / MGA zone 56)
SURFACE ELEVATION: Not measured
ORIENTATION: N/A
RIG TYPE: Hand Auger/Geoprobe
CONTRACTOR: Terratest
CASING: Not cased
DATE: 13 Feb 2024
DIAMETER: 50 mm
DIMENSIONS: N/A
GENERAL NOTES: N/A
LOGGED BY: JN
CHECKED BY: DG

METHOD	DEPTH (m)	GRAPHIC LOG	MODIFIED GROUP SYMBOL	MATERIAL DESCRIPTION	SAMPLE TYPE	SAMPLE ID	FIELD TESTS
HA	0.0		CI	CI Sandy CLAY: medium plasticity, CLAY, red/brown, moist, dry of plastic limit, (Wianamatta Group).	EU	SB20_0_0.1	PID(0.0m)=0.9 PPM
	0.5				EU	SB20_0.5_0.6	PID(0.5m)=0.3 PPM
PT	1.0				EU	SB20_1_1.1	PID(1.0m)=0.2 PPM
	1.5						
	2.0				EU	SB20_1.9_2	PID(1.9m)=0.5 PPM
				Terminated at 2.00 m. Target Depth Achieved.			
	2.5						
	3.0						
	3.5						
	4.0						
	4.5						
	5.0						
	5.5						
	6.0						
	6.5						
	7.0						
	7.5						
	8.0						

These logs have been prepared for environmental purposes and should not be used for geotechnical design and interpretive purposes
For explanation and abbreviations and symbols, refer to Soil Description Notes & Abbreviations (SEN-TECH-051).

BOREHOLE LOG

SB21

PROJECT: S21182: Smithfield SEARS
FINAL DEPTH: 2.20 m
LOCATION: 15-21 Britton St, Smithfield NSW
CLIENT: Lendlease
INCLINATION: Vertical
POSITION: E310268.000 N6253273.000 (GDA2020 / MGA zone 56)
SURFACE ELEVATION: Not measured
ORIENTATION: N/A
RIG TYPE: Concrete Corer/Geoprobe
CONTRACTOR: Terratest
CASING: Not cased
DATE: 13 Feb 2024
DIAMETER: 50 mm
DIMENSIONS: N/A
GENERAL NOTES: N/A
LOGGED BY: JN
CHECKED BY: DG

METHOD	DEPTH (m)	GRAPHIC LOG	MODIFIED GROUP SYMBOL	MATERIAL DESCRIPTION	SAMPLE TYPE	SAMPLE ID	FIELD TESTS
CC	0.0		FILL	FILL: CONCRETE, average condition.			
			FILL	FILL Gravelly Sandy SILT: SILT, brown, moist, dry of plastic limit.	EU	SB21_0.25_0.35	PID(0.2m)=0.3 PPM
PT	0.5		CI	CI Sandy CLAY: medium plasticity, CLAY, brown, moist, dry of plastic limit, (Wianamatta Group).	EU	SB21_0.4_0.5	PID(0.4m)=0.2 PPM
	1.0				EU	SB21_1_1.1	PID(1.0m)=0.4 PPM
	1.5						
	2.0				EU	SB21_2_2.1	PID(2.0m)=0.3 PPM
				Terminated at 2.20 m. Target Depth Achieved.			
	2.5						
	3.0						
	3.5						
	4.0						
	4.5						
	5.0						
	5.5						
	6.0						
	6.5						
	7.0						
	7.5						
	8.0						

These logs have been prepared for environmental purposes and should not be used for geotechnical design and interpretive purposes
For explanation and abbreviations and symbols, refer to Soil Description Notes & Abbreviations (SEN-TECH-051).

BOREHOLE LOG

SB22

PROJECT: S21182: Smithfield SEARS
FINAL DEPTH: 1.00 m
LOCATION: 15-21 Britton St, Smithfield NSW
CLIENT: Lendlease
INCLINATION: Vertical
POSITION: E310120.000 N6253240.000 (GDA2020 / MGA zone 56)
SURFACE ELEVATION: Not measured
ORIENTATION: N/A
RIG TYPE: Geoprobe/Concrete Corer
CONTRACTOR: Terratest
CASING: Not cased
DATE: 16 Feb 2024
DIAMETER: 50 mm
DIMENSIONS: N/A
GENERAL NOTES: N/A
LOGGED BY: JN
CHECKED BY: DG

METHOD	DEPTH (m)	GRAPHIC LOG	MODIFIED GROUP SYMBOL	MATERIAL DESCRIPTION	SAMPLE TYPE	SAMPLE ID	FIELD TESTS
CC	0.0		FILL	FILL: CONCRETE, average condition.			
			FILL	FILL Sandy GRAVEL: fine to coarse, GRAVEL, grey, dry.			
PT	0.5		CH	CH Sandy CLAY: high plasticity, CLAY, brown mottled with green, moist, dry of plastic limit, (Wianamatta Group).	EU	SB22_0.3_0.4	PID(0.3m)=0.3 PPM
	1.0		MW	SHALE: inferred high strength, inferred moderately weathered, grey	EU EU	SB22_0.8_0.9 SB22_0.9_1	PID(0.8m)=0.8 PPM PID(0.9m)=0.6 PPM
				Terminated at 1.00 m. Target Depth Achieved.			
	1.5						
	2.0						
	2.5						
	3.0						
	3.5						
	4.0						
	4.5						
	5.0						
	5.5						
	6.0						
	6.5						
	7.0						
	7.5						
	8.0						

These logs have been prepared for environmental purposes and should not be used for geotechnical design and interpretive purposes
For explanation and abbreviations and symbols, refer to Soil Description Notes & Abbreviations (SEN-TECH-051).

BOREHOLE LOG

SB23

PROJECT: S21182: Smithfield SEARS
LOCATION: 15-21 Britton St, Smithfield NSW
POSITION: E310094.000 N6253434.000 (GDA2020 / MGA zone 56)
RIG TYPE: Concrete Corer/Geoprobe
DATE: 14 Feb 2024
GENERAL NOTES: N/A

CLIENT: Lendlease
SURFACE ELEVATION: Not measured
CONTRACTOR: Terratest
DIAMETER: 50 mm

FINAL DEPTH: 2.20 m
INCLINATION: Vertical
ORIENTATION: N/A
CASING: Not cased
DIMENSIONS: N/A
LOGGED BY: JN
CHECKED BY: DG

METHOD	DEPTH (m)	GRAPHIC LOG	MODIFIED GROUP SYMBOL	MATERIAL DESCRIPTION	SAMPLE TYPE	SAMPLE ID	FIELD TESTS
CC	0.0		FILL	FILL: CONCRETE, average condition.			
PT			CH	CH Sandy CLAY: high plasticity, CLAY, trace gravel, dark grey, moist, dry of plastic limit, slight organic odour, (Wianamatta Group).	EU	SB23_0.3_0.4	PID(0.3m)=0.3 PPM
	0.5		CH	CH: brown/grey, no odour.	EU	SB23_0.5_0.6	PID(0.5m)=0.5 PPM
	1.0		CH		EU EU	SB23_1_1.1 SB23_1.1_1.2	PID(1.0m)=0.2 PPM PID(1.1m)=0.2 PPM
	1.5		CH	CH: organic odour.	EU	SB23_1.8_1.9	PID(1.8m)=0.5 PPM
	2.0		CH	CH: red/brown, no odour.	EU	SB23_2.1_2.2	PID(2.1m)=0.3 PPM
				Terminated at 2.20 m. Target Depth Achieved.			
	2.5						
	3.0						
	3.5						
	4.0						
	4.5						
	5.0						
	5.5						
	6.0						
	6.5						
	7.0						
	7.5						
	8.0						

These logs have been prepared for environmental purposes and should not be used for geotechnical design and interpretive purposes
For explanation and abbreviations and symbols, refer to Soil Description Notes & Abbreviations (SEN-TECH-051).

BOREHOLE LOG

SB24

PROJECT: S21182: Smithfield SEARS
LOCATION: 15-21 Britton St, Smithfield NSW
POSITION: E310086.000 N6253358.000 (GDA2020 / MGA zone 56)
RIG TYPE: Concrete Corer/Geoprobe
DATE: 14 Feb 2024
GENERAL NOTES: N/A

CLIENT: Lendlease
SURFACE ELEVATION: Not measured
CONTRACTOR: Terratest
DIAMETER: 50 mm

FINAL DEPTH: 1.60 m
INCLINATION: Vertical
ORIENTATION: N/A
CASING: Not cased
DIMENSIONS: N/A
LOGGED BY: JN
CHECKED BY: DG

METHOD	DEPTH (m)	GRAPHIC LOG	MODIFIED GROUP SYMBOL	MATERIAL DESCRIPTION	SAMPLE TYPE	SAMPLE ID	FIELD TESTS
CC	0.0		FILL	FILL: CONCRETE, average condition.			
PT			FILL	FILL Sandy GRAVEL: fine to coarse, GRAVEL, grey, moist, dry of plastic limit.	EU	SB24_0.2_0.3	PID(0.2m)=0.5 PPM
	0.5		FILL	FILL COBBLES: coarse, COBBLES, white/brown, dry .	EU	SB24_0.5_0.6	PID(0.5m)=0.6 PPM
	1.0		CI	CI Sandy CLAY: medium plasticity, CLAY, red/brown, moist, dry of plastic limit, organic odour, (Wianamatta Group).	EU EU	SB24_1_1.1 SB24_1.1_1.2	PID(1.0m)=0.3 PPM PID(1.1m)=0.2 PPM
	1.5		MW	SANDSTONE: inferred high strength, inferred moderately weathered, brown / gold with mottled grey	EU	SB24_1.5_1.6	PID(1.5m)=0.2 PPM
				Terminated at 1.60 m. Target Depth Achieved.			
	2.0						
	2.5						
	3.0						
	3.5						
	4.0						
	4.5						
	5.0						
	5.5						
	6.0						
	6.5						
	7.0						
	7.5						
	8.0						

These logs have been prepared for environmental purposes and should not be used for geotechnical design and interpretive purposes
For explanation and abbreviations and symbols, refer to Soil Description Notes & Abbreviations (SEN-TECH-051).

BOREHOLE LOG
SB25

PROJECT: S21182: Smithfield SEARS
LOCATION: 15-21 Britton St, Smithfield NSW
POSITION: E310045.000 N6253243.000 (GDA2020 / MGA zone 56)
RIG TYPE: Geoprobe/Concrete Corer
DATE: 14 Feb 2024
GENERAL NOTES: N/A

CLIENT: Lendlease
SURFACE ELEVATION: Not measured
CONTRACTOR: Terratest
DIAMETER: 50 mm

FINAL DEPTH: 2.00 m
INCLINATION: Vertical
ORIENTATION: N/A
CASING: Not cased
DIMENSIONS: N/A
LOGGED BY: JN
CHECKED BY: DG

METHOD	DEPTH (m)	GRAPHIC LOG	MODIFIED GROUP SYMBOL	MATERIAL DESCRIPTION	SAMPLE TYPE	SAMPLE ID	FIELD TESTS
CC	0.0		FILL	FILL: CONCRETE, average condition.			
			FILL	FILL SAND: fine to coarse, SAND, trace gravel, brown/yellow, dry .	EU	SB25_0.2_0.3	PID(0.2m)=0.3 PPM
PT	0.5		CI	CI Sandy CLAY: medium plasticity, CLAY, brown, moist, dry of plastic limit , organic odour, (Wianamatta Group).			
	1.0		CI	CI: moist, near plastic limit .	EU	SB25_1_1.1	PID(1.0m)=0.9 PPM
	1.5						
	2.0		MW	SHALE: inferred high strength, inferred moderately weathered, brown	EU	SB25_1.9_2	PID(1.9m)=0.5 PPM
				Terminated at 2.00 m. Target Depth Achieved.			
	2.5						
	3.0						
	3.5						
	4.0						
	4.5						
	5.0						
	5.5						
	6.0						
	6.5						
	7.0						
	7.5						
	8.0						

These logs have been prepared for environmental purposes and should not be used for geotechnical design and interpretive purposes
For explanation and abbreviations and symbols, refer to Soil Description Notes & Abbreviations (SEN-TECH-051).

BOREHOLE LOG
SB26

PROJECT: S21182: Smithfield SEARS
LOCATION: 15-21 Britton St, Smithfield NSW
POSITION: E310222.000 N6253406.000 (GDA2020 / MGA zone 56)
RIG TYPE: Geoprobe
DATE: 16 Feb 2024
GENERAL NOTES: N/A

CLIENT: Lendlease
SURFACE ELEVATION: Not measured
CONTRACTOR: Terratest
DIAMETER: 50 mm

FINAL DEPTH: 1.00 m
INCLINATION: Vertical
ORIENTATION: N/A
CASING: Not cased
DIMENSIONS: N/A
LOGGED BY: JN
CHECKED BY: DG

METHOD	DEPTH (m)	GRAPHIC LOG	MODIFIED GROUP SYMBOL	MATERIAL DESCRIPTION	SAMPLE TYPE	SAMPLE ID	FIELD TESTS
PT	0.0		FILL	FILL GRAVEL: fine to coarse, GRAVEL, with asphalt, grey, dry .	EU	SB26_0.1_0.2	PID(0.1m)=0.3 PPM
	0.5		CI	CI Sandy CLAY: medium plasticity, CLAY, red/brown, moist, dry of plastic limit, (Wianamatta Group).	EU	SB26_0.4_0.5	PID(0.4m)=0.4 PPM
	1.0				EU	SB26_0.9_1	PID(0.9m)=0.2 PPM
				Terminated at 1.00 m. Target Depth Achieved.			
	1.5						
	2.0						
	2.5						
	3.0						
	3.5						
	4.0						
	4.5						
	5.0						
	5.5						
	6.0						
	6.5						
	7.0						
	7.5						
	8.0						

These logs have been prepared for environmental purposes and should not be used for geotechnical design and interpretive purposes
For explanation and abbreviations and symbols, refer to Soil Description Notes & Abbreviations (SEN-TECH-051).

BOREHOLE LOG
SB27

PROJECT: S21182: Smithfield SEARS
LOCATION: 15-21 Britton St, Smithfield NSW
POSITION: E310090.000 N6253320.000 (GDA2020 / MGA zone 56)
RIG TYPE: Concrete Corer/Geoprobe
DATE: 16 Feb 2024
GENERAL NOTES: N/A

CLIENT: Lendlease
SURFACE ELEVATION: Not measured
CONTRACTOR: Terratest
DIAMETER: 50 mm

FINAL DEPTH: 3.20 m
INCLINATION: Vertical
ORIENTATION: N/A
CASING: Not cased
DIMENSIONS: N/A
LOGGED BY: JN
CHECKED BY: DG

METHOD	DEPTH (m)	GRAPHIC LOG	MODIFIED GROUP SYMBOL	MATERIAL DESCRIPTION	SAMPLE TYPE	SAMPLE ID	FIELD TESTS
CC	0.0		FILL	FILL: CONCRETE, average condition.			
PT			FILL	FILL SAND: coarse, SAND, orange/cream, dry .	EU	SB27_0.15_0.25	PID(0.2m)=3.2 PPM
			CI	CI Sandy CLAY: medium plasticity, CLAY, brown/grey, moist, dry of plastic limit , (Wianamatta Group).			
	0.5				EU	SB27_0.5_0.6	PID(0.5m)=1.7 PPM
	1.0				EU	SB27_1_1.1	PID(1.0m)=4.7 PPM
	1.5		CI	CI: with gravel, (shale), moderate chemical odour.	EU	SB27_1.5_1.6	PID(1.5m)=3.1 PPM
			CI	CI: slight chemical odour.			
	2.0				EU	SB27_2_2.1	PID(2.0m)=4.1 PPM
					EU	SB27_2.2_2.3	PID(2.2m)=9.2 PPM
	2.5		CI	CI: no odour.	EU	SB27_2.5_2.6	PID(2.5m)=1.5 PPM
	3.0				EU	SB27_3_3.1	PID(3.0m)=1.7 PPM
				Terminated at 3.20 m. Target Depth Achieved.			
	3.5						
	4.0						
	4.5						
	5.0						
	5.5						
	6.0						
	6.5						
	7.0						
	7.5						
	8.0						

These logs have been prepared for environmental purposes and should not be used for geotechnical design and interpretive purposes
For explanation and abbreviations and symbols, refer to Soil Description Notes & Abbreviations (SEN-TECH-051).

BOREHOLE LOG

SB28

PROJECT: S21182: Smithfield SEARS
LOCATION: 15-21 Britton St, Smithfield NSW
POSITION: E310201.000 N6253310.000 (GDA2020 / MGA zone 56)
RIG TYPE: Geoprobe/Concrete Corer
DATE: 16 Feb 2024
GENERAL NOTES: N/A

CLIENT: Lendlease
SURFACE ELEVATION: Not measured
CONTRACTOR: Terratest
DIAMETER: 50 mm

FINAL DEPTH: 0.80 m
INCLINATION: Vertical
ORIENTATION: N/A
CASING: Not cased
DIMENSIONS: N/A
LOGGED BY: JN
CHECKED BY: DG

METHOD	DEPTH (m)	GRAPHIC LOG	MODIFIED GROUP SYMBOL	MATERIAL DESCRIPTION	SAMPLE TYPE	SAMPLE ID	FIELD TESTS
CC	0.0		FILL	FILL: CONCRETE, average condition.			
PT			FILL	FILL Gravelly SAND: coarse, SAND, grey, dry .	EU	SB28_0.2_0.3	PID(0.2m)=0.4 PPM
	0.5		CI	CI Sandy CLAY: medium plasticity, CLAY, brown/yellow, moist, dry of plastic limit, (Wianamatta Group).	EU	SB28_0.4_0.5	PID(0.4m)=8.9 PPM
			MW	SHALE: inferred high strength, inferred moderately weathered, brown	EU	SB28_0.7_0.8	PID(0.7m)=0.5 PPM
				Terminated at 0.80 m. Refusal on Rock.			
	1.0						
	1.5						
	2.0						
	2.5						
	3.0						
	3.5						
	4.0						
	4.5						
	5.0						
	5.5						
	6.0						
	6.5						
	7.0						
	7.5						
	8.0						

These logs have been prepared for environmental purposes and should not be used for geotechnical design and interpretive purposes
For explanation and abbreviations and symbols, refer to Soil Description Notes & Abbreviations (SEN-TECH-051).

BOREHOLE LOG

SB29

PROJECT: S21182: Smithfield SEARS
LOCATION: 15-21 Britton St, Smithfield NSW
POSITION: E310281.000 N6253324.000 (GDA2020 / MGA zone 56)
RIG TYPE: Geoprobe
DATE: 16 Feb 2024
GENERAL NOTES: N/A

CLIENT: Lendlease
SURFACE ELEVATION: Not measured
CONTRACTOR: Terratest
DIAMETER: 50 mm

FINAL DEPTH: 1.20 m
INCLINATION: Vertical
ORIENTATION: N/A
CASING: Not cased
DIMENSIONS: N/A
LOGGED BY: JN
CHECKED BY: DG

METHOD	DEPTH (m)	GRAPHIC LOG	MODIFIED GROUP SYMBOL	MATERIAL DESCRIPTION	SAMPLE TYPE	SAMPLE ID	FIELD TESTS
PT	0.0		FILL	FILL Clayey SILT: SILT, trace gravel, brown, moist, dry of plastic limit.	EU	SB29_0.0_0.1	PID(0.0m)=0.3 PPM
	0.5		CI	CI Sandy CLAY: medium plasticity, CLAY, brown, moist, dry of plastic limit, (Wianamatta Group).	EU	SB29_0.5_0.6	PID(0.5m)=0.5 PPM
	1.0		MW	SHALE: inferred medium strength, inferred moderately weathered, brown with grey mottles	EU	SB29_1.1_1.2	PID(1.0m)=0.5 PPM
				Terminated at 1.20 m. Target Depth Achieved.			
	1.5						
	2.0						
	2.5						
	3.0						
	3.5						
	4.0						
	4.5						
	5.0						
	5.5						
	6.0						
	6.5						
	7.0						
	7.5						
	8.0						

These logs have been prepared for environmental purposes and should not be used for geotechnical design and interpretive purposes
For explanation and abbreviations and symbols, refer to Soil Description Notes & Abbreviations (SEN-TECH-051).

BOREHOLE LOG

SB30

PROJECT: S21182: Smithfield SEARS
LOCATION: 15-21 Britton St, Smithfield NSW
POSITION: E310266.000 N6253341.000 (GDA2020 / MGA zone 56)
RIG TYPE: Geoprobe
DATE: 16 Feb 2024
GENERAL NOTES: N/A

CLIENT: Lendlease
SURFACE ELEVATION: Not measured
CONTRACTOR: Terratest
DIAMETER: 50 mm

FINAL DEPTH: 1.20 m
INCLINATION: Vertical
ORIENTATION: N/A
CASING: Not cased
DIMENSIONS: N/A
LOGGED BY: JN
CHECKED BY: DG

METHOD	DEPTH (m)	GRAPHIC LOG	MODIFIED GROUP SYMBOL	MATERIAL DESCRIPTION	SAMPLE TYPE	SAMPLE ID	FIELD TESTS
PT	0.0		FILL	FILL: ASPHALT, average condition.	EU	SB30_0.05_0.15	PID(0.0m)=0.5 PPM
			FILL	FILL GRAVEL: fine to coarse, GRAVEL, dry .	EU	SB30_0.2_0.3	PID(0.2m)=0.6 PPM
			MW	SHALE: inferred medium strength, inferred moderately weathered, grey, (Wianamatta Group).			
	0.5			SHALE: brown, black staining.			
			MW				
	1.0				EU	SB30_1_1.1	PID(1.0m)=4.8 PPM
				Terminated at 1.20 m. Target Depth Achieved.			
	1.5						
	2.0						
	2.5						
	3.0						
	3.5						
	4.0						
	4.5						
	5.0						
	5.5						
	6.0						
	6.5						
	7.0						
	7.5						
	8.0						

These logs have been prepared for environmental purposes and should not be used for geotechnical design and interpretive purposes
For explanation and abbreviations and symbols, refer to Soil Description Notes & Abbreviations (SEN-TECH-051).

BOREHOLE LOG

SB31

PROJECT: S21182: Smithfield SEARS
LOCATION: 15-21 Britton St, Smithfield NSW
POSITION: E310270.000 N6253407.000 (GDA2020 / MGA zone 56)
RIG TYPE: Geoprobe
DATE: 16 Feb 2024
GENERAL NOTES: N/A

CLIENT: Lendlease
SURFACE ELEVATION: Not measured
CONTRACTOR: Terratest
DIAMETER: 50 mm

FINAL DEPTH: 1.00 m
INCLINATION: Vertical
ORIENTATION: N/A
CASING: Not cased
DIMENSIONS: N/A
LOGGED BY: JN
CHECKED BY: DG

METHOD	DEPTH (m)	GRAPHIC LOG	MODIFIED GROUP SYMBOL	MATERIAL DESCRIPTION	SAMPLE TYPE	SAMPLE ID	FIELD TESTS
PT	0.0		FILL	FILL Sandy GRAVEL: fine to coarse, GRAVEL, grey, dry .	EU	SB31_0_0.1	PID(0.0m)=0.3 PPM
	0.5		CI	CI Sandy CLAY: medium plasticity, CLAY, red/brown, moist, dry of plastic limit, (Wianamatta Group).	EU	SB31_0.5_0.6	PID(0.5m)=0.2 PPM
	1.0			Terminated at 1.00 m. Target Depth Achieved.			
	1.5						
	2.0						
	2.5						
	3.0						
	3.5						
	4.0						
	4.5						
	5.0						
	5.5						
	6.0						
	6.5						
	7.0						
	7.5						
	8.0						

These logs have been prepared for environmental purposes and should not be used for geotechnical design and interpretive purposes
For explanation and abbreviations and symbols, refer to Soil Description Notes & Abbreviations (SEN-TECH-051).

BOREHOLE LOG

SB32

PROJECT: S21182: Smithfield SEARS
FINAL DEPTH: 1.20 m
LOCATION: 15-21 Britton St, Smithfield NSW
CLIENT: Lendlease
INCLINATION: Vertical
POSITION: E310310.000 N6253346.000 (GDA2020 / MGA zone 56)
SURFACE ELEVATION: Not measured
ORIENTATION: N/A
RIG TYPE: Geoprobe
CONTRACTOR: Terratest
CASING: Not cased
DATE: 16 Feb 2024
DIAMETER: 50 mm
DIMENSIONS: N/A
GENERAL NOTES: N/A
LOGGED BY: JN
CHECKED BY: DG

METHOD	DEPTH (m)	GRAPHIC LOG	MODIFIED GROUP SYMBOL	MATERIAL DESCRIPTION	SAMPLE TYPE	SAMPLE ID	FIELD TESTS
PT	0.0		FILL	FILL Gravelly SILT: SILT, brown, moist, dry of plastic limit.	EU	SB32_0_0.1	PID(0.0m)=0.3 PPM
				CL Silty CLAY: medium plasticity, CLAY, trace gravel, brown, moist, dry of plastic limit, (Wianamatta Group).	EU	SB32_0.1_0.2	PID(0.1m)=0.5 PPM
	0.5		CL				
	1.0		CI	CI Sandy CLAY: medium plasticity, CLAY, red/brown, moist, dry of plastic limit.	EU	SB32_0.9_1	PID(0.9m)=0.2 PPM
				Terminated at 1.20 m. Target Depth Achieved.			
	1.5						
	2.0						
	2.5						
	3.0						
	3.5						
	4.0						
	4.5						
	5.0						
	5.5						
	6.0						
	6.5						
	7.0						
	7.5						
	8.0						

These logs have been prepared for environmental purposes and should not be used for geotechnical design and interpretive purposes
For explanation and abbreviations and symbols, refer to Soil Description Notes & Abbreviations (SEN-TECH-051).

BOREHOLE LOG

SB33

PROJECT: S21182: Smithfield SEARS
LOCATION: 15-21 Britton St, Smithfield NSW
POSITION: E310314.000 N6253395.000 (GDA2020 / MGA zone 56)
RIG TYPE: Geoprobe
DATE: 16 Feb 2024
GENERAL NOTES: N/A

CLIENT: Lendlease
SURFACE ELEVATION: Not measured
CONTRACTOR: Terratest
DIAMETER: 50 mm

FINAL DEPTH: 1.20 m
INCLINATION: Vertical
ORIENTATION: N/A
CASING: Not cased
DIMENSIONS: N/A
LOGGED BY: JN
CHECKED BY: DG

METHOD	DEPTH (m)	GRAPHIC LOG	MODIFIED GROUP SYMBOL	MATERIAL DESCRIPTION	SAMPLE TYPE	SAMPLE ID	FIELD TESTS
PT	0.0			Clayey SILT: SILT, brown, moist, dry of plastic limit, (Wianamatta Group).	EU	SB33_0_0.1	PID(0.0m)=0.3 PPM
	0.5				EU	SB33_0.5_0.6	PID(0.5m)=0.2 PPM
	1.0		CI	CI Sandy CLAY: medium plasticity, CLAY, red/brown, moist, dry of plastic limit.	EU	SB33_1_1.1	PID(1.0m)=0.2 PPM
				Terminated at 1.20 m. Target Depth Achieved.			
	1.5						
	2.0						
	2.5						
	3.0						
	3.5						
	4.0						
	4.5						
	5.0						
	5.5						
	6.0						
	6.5						
	7.0						
	7.5						
	8.0						

These logs have been prepared for environmental purposes and should not be used for geotechnical design and interpretive purposes
For explanation and abbreviations and symbols, refer to Soil Description Notes & Abbreviations (SEN-TECH-051).

BOREHOLE LOG

SB34

PROJECT: S21182: Smithfield SEARS
LOCATION: 15-21 Britton St, Smithfield NSW
POSITION: E310206.000 N6253325.000 (GDA2020 / MGA zone 56)
RIG TYPE: Geoprobe/Concrete Corer
DATE: 16 Feb 2024
GENERAL NOTES: N/A

CLIENT: Lendlease
SURFACE ELEVATION: Not measured
CONTRACTOR: Terratest
DIAMETER: 50 mm

FINAL DEPTH: 1.20 m
INCLINATION: Vertical
ORIENTATION: N/A
CASING: Not cased
DIMENSIONS: N/A
LOGGED BY: JN
CHECKED BY: DG

METHOD	DEPTH (m)	GRAPHIC LOG	MODIFIED GROUP SYMBOL	MATERIAL DESCRIPTION	SAMPLE TYPE	SAMPLE ID	FIELD TESTS
CC	0.0		FILL	FILL: CONCRETE, average condition.			
			FILL	FILL SAND: fine to coarse, SAND, orange/cream, dry , black staining.	EU	SB34_0.2_0.3	PID(0.2m)=1.2 PPM
PT	0.5		CI	CI Sandy CLAY: medium plasticity, CLAY, brown, moist, dry of plastic limit, no staining, (Wianamatta Group).	EU	SB34_0.5_0.6	PID(0.5m)=5.2 PPM
			MW	SHALE: inferred medium to high strength, inferred moderately weathered, brown, black staining.	EU	SB34_0.6_0.7	PID(0.6m)=9.9 PPM
	1.0			SHALE: no staining.	EU	SB34_1.1_1.2	PID(1.1m)=7.7 PPM
				Terminated at 1.20 m. Refusal on Rock.			
	1.5						
	2.0						
	2.5						
	3.0						
	3.5						
	4.0						
	4.5						
	5.0						
	5.5						
	6.0						
	6.5						
	7.0						
	7.5						
	8.0						

These logs have been prepared for environmental purposes and should not be used for geotechnical design and interpretive purposes
For explanation and abbreviations and symbols, refer to Soil Description Notes & Abbreviations (SEN-TECH-051).

BOREHOLE LOG

SB35

PROJECT: S21182: Smithfield SEARS
FINAL DEPTH: 2.20 m
LOCATION: 15-21 Britton St, Smithfield NSW
CLIENT: Lendlease
INCLINATION: Vertical
POSITION: E310167.000 N6253393.000 (GDA2020 / MGA zone 56)
SURFACE ELEVATION: Not measured
ORIENTATION: N/A
RIG TYPE: Geoprobe/Concrete Corer
CONTRACTOR: Terratest
CASING: Not cased
DATE: 16 Feb 2024
DIAMETER: 50 mm
DIMENSIONS: N/A
GENERAL NOTES: N/A
LOGGED BY: JN
CHECKED BY: DG

METHOD	DEPTH (m)	GRAPHIC LOG	MODIFIED GROUP SYMBOL	MATERIAL DESCRIPTION	SAMPLE TYPE	SAMPLE ID	FIELD TESTS
CC	0.0		FILL	FILL: CONCRETE, average condition.			
			FILL	FILL SAND: coarse, SAND, with gravel, brown , dry .	EU	SB35_0.2_0.3	PID(0.2m)=0.5 PPM
PT			CI	CI Sandy CLAY: medium plasticity, CLAY, brown , moist, dry of plastic limit, (Wianamatta Group).	EU	SB35_0.3_0.4	PID(0.3m)=2.1 PPM
	0.5						
	1.0				EU	SB35_1_1.1	PID(1.0m)=2.4 PPM
	1.5				EU	SB35_1.5_1.6	PID(1.5m)=2.3 PPM
	2.0		MW	SHALE: inferred high strength, inferred moderately weathered, brown			
				Terminated at 2.20 m. Target Depth Achieved.	EU	SB35_2.2_2.3	~~PID(2.2m)=1.8 PPM~~
	2.5						
	3.0						
	3.5						
	4.0						
	4.5						
	5.0						
	5.5						
	6.0						
	6.5						
	7.0						
	7.5						
	8.0						

These logs have been prepared for environmental purposes and should not be used for geotechnical design and interpretive purposes
For explanation and abbreviations and symbols, refer to Soil Description Notes & Abbreviations (SEN-TECH-051).

BOREHOLE LOG

SB36

PROJECT: S21182: Smithfield SEARS
LOCATION: 15-21 Britton St, Smithfield NSW
POSITION:
RIG TYPE: Geoprobe
DATE: 20 Apr 2024
GENERAL NOTES: N/A

CLIENT: Lendlease
SURFACE ELEVATION: Not measured
CONTRACTOR: Terratest
DIAMETER: 50 mm

FINAL DEPTH: 3.20 m
INCLINATION: Vertical
ORIENTATION: N/A
CASING: Not cased
DIMENSIONS: N/A
LOGGED BY: JN
CHECKED BY: RF

METHOD	DEPTH (m)	GRAPHIC LOG	MODIFIED GROUP SYMBOL	MATERIAL DESCRIPTION	SAMPLE TYPE	SAMPLE ID	FIELD TESTS
PT	0.0		FILL	FILL Gravelly Silty CLAY: low plasticity, CLAY, brown , moist, dry of plastic limit , no odour, no staining.	EU	SB36_0_0.1	PID(0.0m)=0.5 PPM
				CI CLAY: medium plasticity, CLAY, brown , moist, dry of plastic limit , no odour, no staining, (Wianamatta Group).			
	0.5		CI		EU	SB36_0.5_0.6	PID(0.6m)=0.3 PPM
				CI: trace gravel, (shale gravels).			
	1.0				EU	SB36_1_1.1	PID(1.0m)=1.2
	1.5				EU	SB36_1.5_1.6	PID(1.6m)=0.1 PPM
	2.0		CI		EU	SB36_2_2.1	PID(2.0m)=0.5 PPM
	2.5				EU	SB36_2.5_2.6	PID(2.6m)=0.2 PPM
	3.0				EU	SB36_3_3.1	PID(3.0m)=0.3 PPM
	3.2			Terminated at 3.20 m. Target Depth Achieved .			
	3.5						
	4.0						
	4.5						
	5.0						
	5.5						
	6.0						
	6.5						
	7.0						

These logs have been prepared for environmental purposes and should not be used for geotechnical design and interpretive purposes
For explanation and abbreviations and symbols, refer to Soil Description Notes & Abbreviations (SEN-TECH-051).

BOREHOLE LOG

SB37

PROJECT: S21182: Smithfield SEARS
LOCATION: 15-21 Britton St, Smithfield NSW
POSITION:
RIG TYPE: Hand Auger
DATE: 20 Apr 2024
GENERAL NOTES: N/A

CLIENT: Lendlease
SURFACE ELEVATION: Not measured
CONTRACTOR: Terratest
DIAMETER: 150 mm

FINAL DEPTH: 0.60 m
INCLINATION: Vertical
ORIENTATION: N/A
CASING: Not cased
DIMENSIONS: N/A
LOGGED BY: JN
CHECKED BY: RF

METHOD	DEPTH (m)	GRAPHIC LOG	MODIFIED GROUP SYMBOL	MATERIAL DESCRIPTION	SAMPLE TYPE	SAMPLE ID	FIELD TESTS
HA	0.0		FILL	FILL CLAY: low plasticity, CLAY, trace gravel, brown , moist, dry of plastic limit , no odour, no staining.	ED	SB37_0_0.1	PID(0.0m)=0.1 PPM
	0.5		CI	CI CLAY: medium plasticity, CLAY, brown and red , moist, dry of plastic limit , no odour, no staining, (Wianamatta Group).	ED	SB37_0.5_0.6	PID(0.6m)=0.3 PPM
				Terminated at 0.60 m. Target Depth Achieved .			
	1.0						
	1.5						
	2.0						

These logs have been prepared for environmental purposes and should not be used for geotechnical design and interpretive purposes
For explanation and abbreviations and symbols, refer to Soil Description Notes & Abbreviations (SEN-TECH-051).

BOREHOLE LOG

SB38

PROJECT: S21182: Smithfield SEARS
LOCATION: 15-21 Britton St, Smithfield NSW
POSITION:
RIG TYPE: Geoprobe
DATE: 20 Apr 2024
GENERAL NOTES: N/A

CLIENT: Lendlease
SURFACE ELEVATION: Not measured
CONTRACTOR: Terratest
DIAMETER: 50 mm

FINAL DEPTH: 3.20 m
INCLINATION: Vertical
ORIENTATION: N/A
CASING: Not cased
DIMENSIONS: N/A
LOGGED BY: JN
CHECKED BY: RF

METHOD	DEPTH (m)	GRAPHIC LOG	MODIFIED GROUP SYMBOL	MATERIAL DESCRIPTION	SAMPLE TYPE	SAMPLE ID	FIELD TESTS
PT	0.0		FILL	FILL CLAY: low plasticity, CLAY, trace gravel, brown , moist, dry of plastic limit , anthropogenic material including concrete fragments (<5%), no odour, no staining.	EU	SB38_0_0.1	PID(0.0m)=0.5 PPM
	0.5				EU	SB38_0.5_0.6	PID(0.6m)=0.3 PPM
	1.0				EU	SB38_1_1.1	PID(1.0m)=0.2 PPM
	1.5				EU	SB38_1.5_1.6	PID(1.6m)=0.6 PPM
			CI-ML	CI-ML Silty CLAY: medium plasticity, CLAY, brown , moist, dry of plastic limit , no odour, no staining, (Wianamatta Group) .			
	2.0				EU	SB38_2_2.1	PID(2.0m)=0.5 PPM
	2.5		CI-ML	CI-ML: brown and grey .	EU	SB38_2.4_2.5	PID(2.4m)=0.2 PPM
			CI-ML	CI-ML: red and brown mottled with white and grey .			
	3.0				EU	SB38_3.1_3.2	PID(3.2m)=0.3 PPM
				Terminated at 3.20 m. Target Depth Achieved .			
	3.5						
	4.0						
	4.5						
	5.0						
	5.5						
	6.0						
	6.5						
	7.0						

These logs have been prepared for environmental purposes and should not be used for geotechnical design and interpretive purposes
For explanation and abbreviations and symbols, refer to Soil Description Notes & Abbreviations (SEN-TECH-051).

BOREHOLE LOG

SB39

PROJECT: S21182: Smithfield SEARS
LOCATION: 15-21 Britton St, Smithfield NSW
POSITION:
RIG TYPE: Geoprobe
DATE: 20 Apr 2024
GENERAL NOTES: N/A

CLIENT: Lendlease
SURFACE ELEVATION: Not measured
CONTRACTOR: Terratest
DIAMETER: 50 mm

FINAL DEPTH: 3.10 m
INCLINATION: Vertical
ORIENTATION: N/A
CASING: Not cased
DIMENSIONS: N/A
LOGGED BY: JN
CHECKED BY: RF

METHOD	DEPTH (m)	GRAPHIC LOG	MODIFIED GROUP SYMBOL	MATERIAL DESCRIPTION	SAMPLE TYPE	SAMPLE ID	FIELD TESTS
PT	0.0		FILL	FILL Gravelly Clayey SILT: low plasticity, SILT, brown , moist, dry of plastic limit , no odour, no staining.	EU	SB39_0_0.1	PID(0.0m)=0.3 PPM
				CI CLAY: medium plasticity, CLAY, brown , moist, dry of plastic limit , no odour, no staining, (Wianamatta Group) .			
	0.5		CI		EU	SB39_0.5_0.6	PID(0.6m)=0.2 PPM
	1.0				EU	SB39_1_1.1	PID(1.0m)=0.1 PPM
	1.5			SHALE: weathered SHALE, inferred high strength, gold mottled with white, dry, no odours, no staining.	EU	SB39_1.5_1.6	PID(1.6m)=0.4 PPM
	2.0		MW		EU	SB39_2_2.1	PID(2.0m)=0.2 PPM
	2.5				EU	SB39_2.5_2.6	PID(2.6m)=0.3 PPM
	3.0				EU	SB39_3_3.1	PID(3.0m)=0.5 PPM
				Terminated at 3.10 m. Target Depth Achieved .			
	3.5						
	4.0						
	4.5						
	5.0						
	5.5						
	6.0						
	6.5						
	7.0						

These logs have been prepared for environmental purposes and should not be used for geotechnical design and interpretive purposes
For explanation and abbreviations and symbols, refer to Soil Description Notes & Abbreviations (SEN-TECH-051).

BOREHOLE LOG

SB40

PROJECT: S21182: Smithfield SEARS
LOCATION: 15-21 Britton St, Smithfield NSW
POSITION:
RIG TYPE: Geoprobe/Concrete Corer
DATE: 20 Apr 2024
GENERAL NOTES: N/A

CLIENT: Lendlease
SURFACE ELEVATION: Not measured
CONTRACTOR: Terratest
DIAMETER: 50 mm

FINAL DEPTH: 2.20 m
INCLINATION: Vertical
ORIENTATION: N/A
CASING: Not cased
DIMENSIONS: N/A
LOGGED BY: JN
CHECKED BY: RF

METHOD	DEPTH (m)	GRAPHIC LOG	MODIFIED GROUP SYMBOL	MATERIAL DESCRIPTION	SAMPLE TYPE	SAMPLE ID	FIELD TESTS
CC	0.0		FILL	FILL: CONCRETE, average condition.			
			FILL	FILL Sandy Gravelly CLAY: low plasticity, CLAY, brown , dry, no odour, no staining.	EU	SB40_0.15_0.25	PID(0.2m)=0.3 PPM
PT	0.5		CI	CI CLAY: medium plasticity, CLAY, brown , moist, dry of plastic limit , no odour, no staining, (Wianamatta Group) .	EU	SB40_0.65_0.75	PID(0.6m)=1.2 PPM
	1.0		MW	SHALE: weathered SHALE, brown mottled with white and grey, dry, no odours, no staining.	EU	SB40_1.15_1.25	PID(1.0m)=0.1 PPM
	1.5		MW	SHALE: with shale gravels, wet.	EU	SB40_1.65_1.75	PID(1.6m)=0.5 PPM
			MW	SHALE: dry.			
	2.0				EU	SB40_2.15_2.25	PID(2.0m)=0.5 PPM
				Terminated at 2.20 m. Target Depth Achieved .			
	2.5						
	3.0						
	3.5						
	4.0						
	4.5						
	5.0						
	5.5						
	6.0						
	6.5						
	7.0						

These logs have been prepared for environmental purposes and should not be used for geotechnical design and interpretive purposes
For explanation and abbreviations and symbols, refer to Soil Description Notes & Abbreviations (SEN-TECH-051).

BOREHOLE LOG

SB41

PROJECT: S21182: Smithfield SEARS
LOCATION: 15-21 Britton St, Smithfield NSW
POSITION:
RIG TYPE: Concrete Corer/Geoprobe
DATE: 20 Apr 2024
GENERAL NOTES: N/A

CLIENT: Lendlease
SURFACE ELEVATION: Not measured
CONTRACTOR: Terratest
DIAMETER: 50 mm

FINAL DEPTH: 2.00 m
INCLINATION: Vertical
ORIENTATION: N/A
CASING: Not cased
DIMENSIONS: N/A
LOGGED BY: JN
CHECKED BY: RF

METHOD	DEPTH (m)	GRAPHIC LOG	MODIFIED GROUP SYMBOL	MATERIAL DESCRIPTION	SAMPLE TYPE	SAMPLE ID	FIELD TESTS
CC	0.0		FILL	FILL: CONCRETE, average condition.			
PT	0.5		FILL	FILL CLAY: low plasticity, CLAY, trace sand, trace gravel, brown , moist, dry of plastic limit , no odour, no staining.	EU	SB41_0.15_0.25	PID(0.2m)=0.1 PPM
					EU	SB41_0.65_0.75	PID(0.6m)=0.2 PPM
	1.0		CI	CI CLAY: medium plasticity, CLAY, brown , moist, dry of plastic limit , no odour, no staining, (Wianamatta Group) .	EU	SB41_1.15_1.25	PID(1.0m)=0.3 PPM
	1.5		MW	SHALE: weathered SHALE, inferred high strength, brown, dry, no odours, no staining.	EU	SB41_1.65_1.75	PID(1.6m)=0.2 PPM
	2.0				EU	SB41_2.05_2.15	PID(2.0m)=0.1 PPM
				Terminated at 2.00 m. Target Depth Achieved .			
	2.5						
	3.0						
	3.5						
	4.0						
	4.5						
	5.0						
	5.5						
	6.0						
	6.5						
	7.0						

These logs have been prepared for environmental purposes and should not be used for geotechnical design and interpretive purposes
For explanation and abbreviations and symbols, refer to Soil Description Notes & Abbreviations (SEN-TECH-051).

BOREHOLE LOG
SB42

PROJECT: S21182: Smithfield SEARS
LOCATION: 15-21 Britton St, Smithfield NSW
POSITION:
RIG TYPE: Geoprobe
DATE: 20 Apr 2024
GENERAL NOTES: N/A

CLIENT: Lendlease
SURFACE ELEVATION: Not measured
CONTRACTOR: Terratest
DIAMETER: 50 mm

FINAL DEPTH: 3.20 m
INCLINATION: Vertical
ORIENTATION: N/A
CASING: Not cased
DIMENSIONS: N/A
LOGGED BY: JN
CHECKED BY: RF

METHOD	DEPTH (m)	GRAPHIC LOG	MODIFIED GROUP SYMBOL	MATERIAL DESCRIPTION	SAMPLE TYPE	SAMPLE ID	FIELD TESTS
PT	0.0		FILL	FILL Gravelly Clayey SILT: low plasticity, SILT, brown , moist, dry of plastic limit , no odour, no staining.	EU	SB42_0_0.1 QC100/QC200	PID(0.0m)=0.3 PPM
				CI CLAY: medium plasticity, CLAY, brown , moist, dry of plastic limit , no odour, no staining, (Wianamatta Group) .			
	0.5				EU	SB42_0.5_0.6	PID(0.6m)=0.2 PPM
	1.0		CI		EU	SB42_1_1.1	PID(1.0m)=0.1 PPM
	1.5				EU	SB42_1.5_1.6	PID(1.6m)=0.3 PPM
	2.0		CI	CI: red and brown mottled with grey .	EU	SB42_2_2.1	PID(2.0m)=0.2 PPM
			MW	SHALE: weathered SHALE, gold and brown, dry, no odours, no staining.			
	2.5		MW	SHALE: with sand.	EU	SB42_2.5_2.6	PID(2.6m)=0.1 PPM
	3.0				EU	SB42_3_3.1	PID(3.0m)=0.1 PPM
				Terminated at 3.20 m. Target Depth Achieved .			
	3.5						
	4.0						
	4.5						
	5.0						
	5.5						
	6.0						
	6.5						
	7.0						

These logs have been prepared for environmental purposes and should not be used for geotechnical design and interpretive purposes
For explanation and abbreviations and symbols, refer to Soil Description Notes & Abbreviations (SEN-TECH-051).

BOREHOLE LOG
SB43

PROJECT: S21182: Smithfield SEARS
LOCATION: 15-21 Britton St, Smithfield NSW
POSITION:
RIG TYPE: Geoprobe
DATE: 20 Apr 2024
GENERAL NOTES: N/A

CLIENT: Lendlease
SURFACE ELEVATION: Not measured
CONTRACTOR: Terratest
DIAMETER: 50 mm

FINAL DEPTH: 2.10 m
INCLINATION: Vertical
ORIENTATION: N/A
CASING: Not cased
DIMENSIONS: N/A
LOGGED BY: JN
CHECKED BY: RF

METHOD	DEPTH (m)	GRAPHIC LOG	MODIFIED GROUP SYMBOL	MATERIAL DESCRIPTION	SAMPLE TYPE	SAMPLE ID	FIELD TESTS
PT	0.0		FILL	FILL Gravelly Clayey SILT: low plasticity, SILT, brown , moist, dry of plastic limit , no odour, no staining.	EU	SB43_0_0.1	PID(0.0m)=0.2 PPM
				CI CLAY: CLAY, brown , moist, dry of plastic limit , no odour, no staining, (Wianamatta Group) .			
	0.5		CI		EU	SB43_0.5_0.6	PID(0.6m)=0.1 PPM
	1.0				EU	SB43_1_1.1	PID(1.0m)=0.3 PPM
				SHALE: weathered SHALE, inferred high strength, brown, dry, no odours, no staining.			
	1.5		MW		EU	SB43_1.5_1.6	PID(1.6m)=0.2 PPM
	2.0				EU	SB43_2_2.1	PID(2.0m)=0.1 PPM
				Terminated at 2.10 m. Target Depth Achieved .			
	2.5						
	3.0						
	3.5						
	4.0						
	4.5						
	5.0						
	5.5						
	6.0						
	6.5						
	7.0						

These logs have been prepared for environmental purposes and should not be used for geotechnical design and interpretive purposes
For explanation and abbreviations and symbols, refer to Soil Description Notes & Abbreviations (SEN-TECH-051).

BOREHOLE LOG

SB44

PROJECT: S21182: Smithfield SEARS
LOCATION: 15-21 Britton St, Smithfield NSW
POSITION:
RIG TYPE: Geoprobe
DATE: 20 Apr 2024
GENERAL NOTES: N/A

CLIENT: Lendlease
SURFACE ELEVATION: Not measured
CONTRACTOR: Terratest
DIAMETER: 50 mm

FINAL DEPTH: 2.00 m
INCLINATION: Vertical
ORIENTATION: N/A
CASING: Not cased
DIMENSIONS: N/A
LOGGED BY: JN
CHECKED BY: RF

METHOD	DEPTH (m)	GRAPHIC LOG	MODIFIED GROUP SYMBOL	MATERIAL DESCRIPTION	SAMPLE TYPE	SAMPLE ID	FIELD TESTS
PT	0.0		FILL	FILL Gravelly Clayey SILT: low plasticity, SILT, brown , moist, dry of plastic limit , no odour, no staining.	EU	SB44_0_0.1	PID(0.0m)=0.4 PPM
				CI CLAY: medium plasticity, CLAY, brown , moist, dry of plastic limit , no odour, no staining, (Wianamatta Group) .			
	0.5		CI		EU	SB44_0.5_0.6	PID(0.6m)=0.3 PPM
	1.0				EU	SB44_1_1.1	PID(1.0m)=0.1 PPM
	1.5		MW	SHALE: weathered SHALE, inferred high strength, brown, dry, no odours, no staining.	EU	SB44_1.5_1.6	PID(1.6m)=0.1 PPM
	2.0			Terminated at 2.00 m. Target Depth Achieved .	EU	SB44_1.9_2 QC101/QC201	PID(2.0m)=0.1 PPM
	2.5						
	3.0						
	3.5						
	4.0						
	4.5						
	5.0						
	5.5						
	6.0						
	6.5						
	7.0						

These logs have been prepared for environmental purposes and should not be used for geotechnical design and interpretive purposes
For explanation and abbreviations and symbols, refer to Soil Description Notes & Abbreviations (SEN-TECH-051).

Appendix M: Survey

Percival Road & Britton Street Smithfield

Bore Number	Easting	Northing	Level Top of Pipe	Ground Level
MW04	309922.58	6253169.12	23.129	23.31
MW05	309922.35	6253214.92	24.992	25.09
MW06	310048.57	6253278.27	28.662	28.74
MW07	310272.97	6253245.44	35.808	35.92
MW08	310227.76	6253283.65	30.995	31.08
MW09	310294.28	6253369.26	33.045	33.15

12d Project - c:\12d\14.00\SnackBrands Boreholes Smithfield\SnackBrands Boreholes Smithfield



THIS SHEET MAY BE PREPARED USING COLOUR AND MAY BE INCOMPLETE IF COPIED
DRAWING FILE LOCATION \ NAME
A3 12501
A3 ORIGINAL
100 mm ON ORIGINAL
0 5 10 15 20 25 30 35 40 45 50 55 60 65 70 75 80 85 90 95 100

PLOT DATE
Wed Feb 21 14:02:10 2024

DESIGN MODEL FILE(S) USED FOR DOCUMENTATION OF THIS DRAWING

SCALE at A3 1:1250

28-54 Percival Road & 15-21 Britton St Smithfield

EXTERNAL REFERENCE FILES (UP TO 35 XREFS)	REV	DATE	NOTES	WVR No	APPROVAL

TITLE	NAME
SURVEYOR	Neil Scott
DRAFTING CHECK	
DESIGNER	
DESIGN CHECK	
DESIGN MANAGER	
PROJECT MANAGER	

CLIENT

MONITORING WELL SURVEY

CO-ORDINATE SYSTEM: MGA ZONE 56	HEIGHT DATUM: A.H.D.	CLIENT PROJECT / DRAWING No	ISSUE STATUS	FH PROJECT / DRAWING No	ISSUE

Appendix N: Laboratory Analytical Results

senversa

Chain of Custody Documentation

Senversa Pty Ltd
www.senversa.com.au
ABN 89 132 231 380

Laboratory: mgt/Eurofins
Address:
Contact: Sample Receipt
Phone:

Job Number:	21182	**Purchase Order:**	
Project Name:	Smithfield	**Quote No:**	
Sampled By:	Julia	**Turn Around Time:**	Standard
Project Manager:	Julia		
Send Invoice to	supplieraccounts@senversa.com.au	**Page:**	1 of 1
Email Report To:	julia.nicholson@senversa.com.au	**Phone/Mobile:**	

Sample Information					Container Information		Analysis Required											
Lab ID	Sample ID	Matrix *	Date	Time	Type / Code	Total Bottles	TRH, BTEX, PAH, heavy metals	VOCs, SVOCs	OCPs, PCBs	PFAS 28 compound	TOC, CEC, pH	Asbestos 500 mL	Asbestos absence/presence	BTEXN			HOLD	Comments: e.g. Highly contaminated sample; hazardous materials present; trace LORs etc.
	SB01_0.1-0.2	Soil	2/5/2024		J		X						X					*Please use jar to subsample asbestos (absence/presence)
	SB01_0.2-0.3	Soil	2/5/2024		J+P												X	
	SB01_0.5-0.6	Soil	2/5/2024		J												X	
	SB01_0.6-0.7	Soil	2/5/2024		J												X	
	SB02_0.1-0.2	Soil	2/5/2024		J								X					
	SB02_0.3-0.4	Soil	2/5/2024		J+P		X											
	SB02_1.1-1.2	Soil	2/5/2024		J												X	
	SB03_0.1-0.2	Soil	2/5/2024		J		X						X					
	SB03_0.2-0.3	Soil	2/5/2024		J+P												X	
	SB03_1.1-1.2	Soil	2/5/2024		J+P												X	
	SB04_0.1-0.2	Soil	2/5/2024		J+P								X					
	SB04_0.2-0.3	Soil	2/5/2024		J		X											
	SB04_0.5-0.6	Soil	2/5/2024		J												X	
	SB04_1.1-1.2	Soil	2/5/2024		J												X	
	SB05_0.1-0.2	Soil	2/5/2024		J		X						X					
	SB05_0.2-0.3	Soil	2/5/2024		J+P												X	
	SB05_1-1.1	Soil	2/5/2024		J												X	
	SB06_0-0.1	Soil	2/5/2024		J+P		X			X			X					
	SB06_0.2-0.3	Soil	2/5/2024		J												X	
	SB06_0.5-0.6	Soil	2/5/2024		J												X	
	SB06_1.1-1.2	Soil	2/5/2024		J												X	
	SB07_0-0.1	Soil	2/5/2024		J+B+P		X			X		X						
	SB07_0.1-0.2	Soil	2/5/2024		J+P												X	
	SB07_0.6-0.7	Soil	2/5/2024		J+P												X	
	SB07_1.1-1.2	Soil	2/5/2024		J												X	
	SB08_0.25-0.3	Soil	2/5/2024		J								X					
	SB08_0.3-0.4	Soil	2/5/2024		J+P		X											
	SB08_1-1.1	Soil	2/5/2024		J												X	
	SB09_0.1-0.2	Soil	2/5/2024		J+P		X						X					
	SB09_0.5-0.6	Soil	2/5/2024		J+P												X	
	SB09_1.1-1.2	Soil	2/5/2024		J												X	
	SB10_0.2-0.3	Soil	2/5/2024		J								X					
	SB10_0.3-0.4	Soil	2/5/2024		J+P												X	
	SB10_0.5-0.6	Soil	2/5/2024		J+P		X											
	SB10_1-1.1	Soil	2/5/2024		J												X	
	SB11_0.2-0.3	Soil	2/5/2024		J								X					
	SB11_0.3-0.4	Soil	2/5/2024		J												X	
	SB11_0.8-0.9	Soil	2/5/2024		J		X											
	SB12_0.2-0.3	Soil	2/5/2024		J+P								X					
	SB12_0.4-0.5	Soil	2/5/2024		J+P		X											
	SB12_1-1.1	Soil	2/5/2024		J												X	
	SB13_0.2-0.3	Soil	2/5/2024		J+P		X	X	X	X								
	SB13_0.5-0.6	Soil	2/5/2024		J												X	
	SB13_1-1.1	Soil	2/5/2024		J												X	
	SB14_0.2-0.3	Soil	2/5/2024		J+P		X						X					
	SB14_0.5-0.6	Soil	2/5/2024		J+P												X	
	SB14_1-1.1	Soil	2/5/2024		J												X	
	MW04_0.05-0.1	Soil	2/5/2024		J		X						X					
	MW04_0.1-0.2	Soil	2/5/2024		J+P												X	
	MW04_0.8-0.9	Soil	2/5/2024		J+P												X	
	MW04_2-2.1	Soil	2/5/2024		J		X											
	MW04_3-3.1	Soil	2/5/2024		J												X	
	MW04_4-4.1	Soil	2/5/2024		J												X	
	MW04_5-5.1	Soil	2/5/2024		J												X	
	MW04_5.4-5.5	Soil	2/5/2024		J												X	
	MW05_0-0.1	Soil	2/5/2024		J+P+B		X	X	X	X		X						
	MW05_0.2-0.3	Soil	2/5/2024		J+P												X	
	MW05_0.5-0.6	Soil	2/5/2024		J												X	
	MW05_1.2-1.3	Soil	2/5/2024		J												X	
	MW05_1.5-1.6	Soil	2/5/2024		J												X	
	MW05_2.2-2.3	Soil	2/5/2024		J												X	
	MW05_2.5-2.6	Soil	2/5/2024		J		X											
	MW05_3-3.1	Soil	2/5/2024		J												X	
	MW05_4-4.1	Soil	2/5/2024		J												X	
	MW05_5-5.1	Soil	2/5/2024		J												X	
	QC100	Soil	2/5/2024		J+P+B		X	X	X	X		X						
	QC300	water	2/5/2024		bottles		X	X	X	X								
	QC400	water	2/5/2024		bottles					X								
	TS	water	2/4/2024		vials									X				
	TB	water	2/4/2024		vials									X				
Total																		

Sampler: I attest that proper field sampling procedures in accordance with Senversa standard procedures and/or project specifications were used during the collection of these samples;

Sampler Name: Julia **Signature:** Julia **Date:** 12/7/2023

Relinquished By:		Method of Shipment (if applicable):	Received by:	
Name/Signature:	Date:	Carrier / Reference #:	Name/Signature:	Date:
Of:	Time:	Date/Time:	Of:	Time:
Name/Signature:	Date:	Carrier / Reference #:	Name/Signature:	Date:
Of:	Time:	Date/Time:	Of:	Time:
Name/Signature:	Date:	Carrier / Reference #:	Name/Signature:	Date:
Of:	Time:	Date/Time:	Of:	Time:

Nitric Preserved ORC; SH = Sodium Hydroxide (NaOH)/Cadmium (Cd) Preserved; S = Sodium Hydroxide Preserved Plastic; STH = Sodium thiosulfate preserved plastic; VSA = Sulphuric Preserved Amber Glass; H = HCl Preserved Plastic; HS = HCl Preserved Speciation Bottle; SP = Sulphuric Preserved Plastic; Bottles: ST = Sterile Bottle; UA = Unpreserved Amber Glass; L=Lugol's Iodine preserved white plastic bottle; SW= sulfuric acid preserved wide mouth glass jar

6/12/23 4:50 2:7

Completed by: _____
Checked by: _____

1066481

eurofins | Environment Testing

www.eurofins.com.au EnviroSales@eurofins.com

Eurofins Environment Testing Australia Pty Ltd

ABN: 50 005 085 521

Melbourne	Geelong	Sydney	Canberra	Brisbane	Newcastle
6 Monterey Road	19/8 Lewalan Street	179 Magowar Road	Unit 1,2 Dacre Street	1/21 Smallwood Place	1/2 Frost Drive
Dandenong South	Grovedale	Girraween	Mitchell	Murarrie	Mayfield West
VIC 3175	VIC 3216	NSW 2145	ACT 2911	QLD 4172	NSW 2304
+61 3 8564 5000	+61 3 8564 5000	+61 2 9900 8400	+61 2 6113 8091	T: +61 7 3902 4600	+61 2 4968 8448
NATA# 1261	NATA# 1261	NATA# 1261	NATA# 1261	NATA# 1261	NATA# 1261
Site# 1254	Site# 25403	Site# 18217	Site# 25466	Site# 20794	Site# 25079 & 25289

Eurofins ARL Pty Ltd

ABN: 91 05 0159 898

Perth
46-48 Banksia Road
Welshpool
WA 6106
+61 8 6253 4444
NATA# 2377
Site# 2370

Eurofins Environment Testing NZ Ltd

NZBN: 9429046024954

Auckland	Auckland (Asb)	Christchurch	Tauranga
35 O'Rorke Road	Unit C1/4 Pacific Rise,	43 Detroit Drive	1277 Cameron Road,
Penrose,	Mount Wellington,	Rolleston,	Gate Pa,
Auckland 1061	Auckland 1061	Christchurch 7675	Tauranga 3112
+64 9 526 4551	+64 9 525 0568	+64 3 343 5201	+64 9 525 0568
IANZ# 1327	IANZ# 1308	IANZ# 1290	IANZ# 1402

Sample Receipt Advice

Company name:	Senversa Pty Ltd NSW
Contact name:	Julia Nicholson
Project name:	SMITHFIELD
Project ID:	21182
Turnaround time:	5 Day
Date/Time received	Feb 6, 2024 4:50 PM
Eurofins reference	1066481

Sample Information

✓	A detailed list of analytes logged into our LIMS, is included in the attached summary table.
✓	All samples have been received as described on the above COC.
✓	COC has been completed correctly.
✓	Attempt to chill was evident.
✓	Appropriately preserved sample containers have been used.
✓	All samples were received in good condition.
✓	Samples have been provided with adequate time to commence analysis in accordance with the relevant holding times.
✓	Appropriate sample containers have been used.
✓	Sample containers for volatile analysis received with zero headspace.
✗	Split sample sent to requested external lab.
✗	Some samples have been subcontracted.
N/A	Custody Seals intact (if used).

Notes

No PFAS tub received for sample SB09_0.5-0.6. Interlab sample QC200 not received.

Contact

If you have any questions with respect to these samples, please contact your Analytical Services Manager:

Adam Bateup on phone : or by email: AdamBateup@eurofins.com

Results will be delivered electronically via email to Julia Nicholson - julia.nicholson@senversa.com.au.

Note: A copy of these results will also be delivered to the general Senversa Pty Ltd NSW email address.

eurofins

web: www.eurofins.com.au
email: EnviroSales@eurofins.com

Eurofins Environment Testing Australia Pty Ltd
ABN: 50 005 085 521

Melbourne	Geelong	Sydney	Canberra	Brisbane	Newcastle
6 Monterey Road	19/8 Lewalan Street	179 Magowar Road	Unit 1,2 Dacre Street	1/21 Smallwood Place	1/2 Frost Drive
Dandenong South	Grovedale	Girraween	Mitchell	Murarrie	Mayfield West
VIC 3175	VIC 3216	NSW 2145	ACT 2911	QLD 4172	NSW 2304
+61 3 8564 5000	+61 3 8564 5000	+61 2 9900 8400	+61 2 6113 8091	T: +61 7 3902 4600	+61 2 4968 8448
NATA# 1261	NATA# 1261	NATA# 1261	NATA# 1261	NATA# 1261	NATA# 1261
Site# 1254	Site# 25403	Site# 18217	Site# 25466	Site# 20794	Site# 25079 & 25289

Eurofins ARL Pty Ltd
ABN: 91 05 0159 898

Perth
46-48 Banksia Road
Welshpool
WA 6106
+61 8 6253 4444
NATA# 2377
Site# 2370

Eurofins Environment Testing NZ Ltd
NZBN: 9429046024954

Auckland	Auckland (Asb)	Christchurch	Tauranga
35 O'Rorke Road	Unit C1/4 Pacific Rise,	43 Detroit Drive	1277 Cameron Road,
Penrose,	Mount Wellington,	Rolleston,	Gate Pa,
Auckland 1061	Auckland 1061	Christchurch 7675	Tauranga 3112
+64 9 526 4551	+64 9 525 0568	+64 3 343 5201	+64 9 525 0568
IANZ# 1327	IANZ# 1308	IANZ# 1290	IANZ# 1402

Company Name: Senversa Pty Ltd NSW
Address: Level 24, 1 Market Street
SYDNEY
NSW 2000

Order No.:
Report #: 1066481
Phone: 02 9994 8016
Fax: 03 9606 0074

Received: Feb 6, 2024 4:50 PM
Due: Feb 13, 2024
Priority: 5 Day
Contact Name: Julia Nicholson

Project Name: SMITHFIELD
Project ID: 21182

Eurofins Analytical Services Manager : Adam Bateup

Sample Detail						Asbestos - AS4964	Asbestos - WA guidelines	HOLD	Suite B13: OCP/PCB	Moisture Set	Eurofins Suite B7	BTEXN and Volatile TRH	Eurofins Suite SVV: SVOC/VOC	Per- and Polyfluoroalkyl Substances (PFASs)	BTEXN and Volatile TRH
Sydney Laboratory - NATA # 1261 Site # 18217						X	X	X	X	X	X	X	X	X	X
External Laboratory															
No	**Sample ID**	**Sample Date**	**Sampling Time**	**Matrix**	**LAB ID**										
1	SB01_0.1-0.2	Feb 05, 2024		Soil	S24-Fe0017527	X				X	X				
2	SB02_0.1-0.2	Feb 05, 2024		Soil	S24-Fe0017528	X				X					
3	SB02_0.3-0.4	Feb 05, 2024		Soil	S24-Fe0017529					X	X				
4	SB03_0.1-0.2	Feb 05, 2024		Soil	S24-Fe0017530	X				X	X				
5	SB04_0.1-0.2	Feb 05, 2024		Soil	S24-Fe0017531	X				X					
6	SB04_0.2-0.3	Feb 05, 2024		Soil	S24-Fe0017532					X	X				
7	SB05_0.1-0.2	Feb 05, 2024		Soil	S24-Fe0017533	X				X	X				
8	SB06_0-0.1	Feb 05, 2024		Soil	S24-Fe0017534	X				X	X			X	
9	SB07_0-0.1	Feb 05, 2024		Soil	S24-Fe0017535		X			X	X			X	
10	SB08_0.25-0.3	Feb 05, 2024		Soil	S24-Fe0017536	X				X					
11	SB08_0.3-0.4	Feb 05, 2024		Soil	S24-Fe0017537					X	X				
12	SB09_0.1-0.2	Feb 05, 2024		Soil	S24-Fe0017538	X				X	X				
13	SB10_0.2-0.3	Feb 05, 2024		Soil	S24-Fe0017539	X				X					

eurofins

web: www.eurofins.com.au
email: EnviroSales@eurofins.com

Eurofins Environment Testing Australia Pty Ltd
ABN: 50 005 085 521

Melbourne
6 Monterey Road
Dandenong South
VIC 3175
+61 3 8564 5000
NATA# 1261
Site# 1254

Geelong
19/8 Lewalan Street
Grovedale
VIC 3216
+61 3 8564 5000
NATA# 1261
Site# 25403

Sydney
179 Magowar Road
Girraween
NSW 2145
+61 2 9900 8400
NATA# 1261
Site# 18217

Canberra
Unit 1,2 Dacre Street
Mitchell
ACT 2911
+61 2 6113 8091
NATA# 1261
Site# 25466

Brisbane
1/21 Smallwood Place
Murarrie
QLD 4172
T: +61 7 3902 4600
NATA# 1261
Site# 20794

Newcastle
1/2 Frost Drive
Mayfield West
NSW 2304
+61 2 4968 8448
NATA# 1261
Site# 25079 & 25289

Eurofins ARL Pty Ltd
ABN: 91 05 0159 898

Perth
46-48 Banksia Road
Welshpool
WA 6106
+61 8 6253 4444
NATA# 2377
Site# 2370

Eurofins Environment Testing NZ Ltd
NZBN: 9429046024954

Auckland
35 O'Rorke Road
Penrose,
Auckland 1061
+64 9 526 4551
IANZ# 1327

Auckland (Asb)
Unit C1/4 Pacific Rise,
Mount Wellington,
Auckland 1061
+64 9 525 0568
IANZ# 1308

Christchurch
43 Detroit Drive
Rolleston,
Christchurch 7675
+64 3 343 5201
IANZ# 1290

Tauranga
1277 Cameron Road,
Gate Pa,
Tauranga 3112
+64 9 525 0568
IANZ# 1402

Company Name: Senversa Pty Ltd NSW
Address: Level 24, 1 Market Street
SYDNEY
NSW 2000

Project Name: SMITHFIELD
Project ID: 21182

Order No.:
Report #: 1066481
Phone: 02 9994 8016
Fax: 03 9606 0074

Received: Feb 6, 2024 4:50 PM
Due: Feb 13, 2024
Priority: 5 Day
Contact Name: Julia Nicholson

Eurofins Analytical Services Manager : Adam Bateup

Sample Detail						Asbestos - AS4964	Asbestos - WA guidelines	HOLD	Suite B13: OCP/PCB	Moisture Set	Eurofins Suite B7	BTEXN and Volatile TRH	Eurofins Suite SVV: SVOC/VOC	Per- and Polyfluoroalkyl Substances (PFASs)	BTEXN and Volatile TRH
Sydney Laboratory - NATA # 1261 Site # 18217						X	X	X	X	X	X	X	X	X	X
14	SB10_0.5-0.6	Feb 05, 2024		Soil	S24-Fe0017540					X	X				
15	SB11_0.2-0.3	Feb 05, 2024		Soil	S24-Fe0017541	X				X					
16	SB11_0.8-0.9	Feb 05, 2024		Soil	S24-Fe0017542					X	X				
17	SB12_0.2-0.3	Feb 05, 2024		Soil	S24-Fe0017543	X				X					
18	SB12_0.4-0.5	Feb 05, 2024		Soil	S24-Fe0017544					X	X				
19	SB13_0.2-0.3	Feb 05, 2024		Soil	S24-Fe0017545				X	X	X		X	X	
20	SB14_0.2-0.3	Feb 05, 2024		Soil	S24-Fe0017546	X				X	X				
21	MW04_0.05-0.1	Feb 05, 2024		Soil	S24-Fe0017547	X				X	X				
22	MW04_2-2.1	Feb 05, 2024		Soil	S24-Fe0017548					X	X				
23	MW05_0-0.1	Feb 05, 2024		Soil	S24-Fe0017549		X		X	X	X		X	X	
24	MW05_2.5-2.6	Feb 05, 2024		Soil	S24-Fe0017550					X	X				
25	QC100	Feb 05, 2024		Soil	S24-Fe0017551		X		X	X	X		X	X	
26	QC300	Feb 05, 2024		Water	S24-Fe0017552				X		X		X	X	
27	QC400	Feb 05, 2024		Water	S24-Fe0017553									X	
28	TS	Feb 04, 2024		Water	S24-Fe0017554										X

eurofins

web: www.eurofins.com.au
email: EnviroSales@eurofins.com

Eurofins Environment Testing Australia Pty Ltd
ABN: 50 005 085 521

Melbourne
6 Monterey Road
Dandenong South
VIC 3175
+61 3 8564 5000
NATA# 1261
Site# 1254

Geelong
19/8 Lewalan Street
Grovedale
VIC 3216
+61 3 8564 5000
NATA# 1261
Site# 25403

Sydney
179 Magowar Road
Girraween
NSW 2145
+61 2 9900 8400
NATA# 1261
Site# 18217

Canberra
Unit 1,2 Dacre Street
Mitchell
ACT 2911
+61 2 6113 8091
NATA# 1261
Site# 25466

Brisbane
1/21 Smallwood Place
Murarrie
QLD 4172
T: +61 7 3902 4600
NATA# 1261
Site# 20794

Newcastle
1/2 Frost Drive
Mayfield West
NSW 2304
+61 2 4968 8448
NATA# 1261
Site# 25079 & 25289

Eurofins ARL Pty Ltd
ABN: 91 05 0159 898

Perth
46-48 Banksia Road
Welshpool
WA 6106
+61 8 6253 4444
NATA# 2377
Site# 2370

Eurofins Environment Testing NZ Ltd
NZBN: 9429046024954

Auckland
35 O'Rorke Road
Penrose,
Auckland 1061
+64 9 526 4551
IANZ# 1327

Auckland (Asb)
Unit C1/4 Pacific Rise,
Mount Wellington,
Auckland 1061
+64 9 525 0568
IANZ# 1308

Christchurch
43 Detroit Drive
Rolleston,
Christchurch 7675
+64 3 343 5201
IANZ# 1290

Tauranga
1277 Cameron Road,
Gate Pa,
Tauranga 3112
+64 9 525 0568
IANZ# 1402

Company Name: Senversa Pty Ltd NSW
Address: Level 24, 1 Market Street
SYDNEY
NSW 2000

Project Name: SMITHFIELD
Project ID: 21182

Order No.:
Report #: 1066481
Phone: 02 9994 8016
Fax: 03 9606 0074

Received: Feb 6, 2024 4:50 PM
Due: Feb 13, 2024
Priority: 5 Day
Contact Name: Julia Nicholson

Eurofins Analytical Services Manager : Adam Bateup

Sample Detail						Asbestos - AS4964	Asbestos - WA guidelines	HOLD	Suite B13: OCP/PCB	Moisture Set	Eurofins Suite B7	BTEXN and Volatile TRH	Eurofins Suite SVV: SVOC/VOC	Per- and Polyfluoroalkyl Substances (PFASs)	BTEXN and Volatile TRH
Sydney Laboratory - NATA # 1261 Site # 18217						X	X	X	X	X	X	X	X	X	X
29	TB	Feb 04, 2024		Water	S24-Fe0017555							X			
30	SB01_0.2-0.3	Feb 05, 2024		Soil	S24-Fe0017556			X							
31	SB01_0.5-0.6	Feb 05, 2024		Soil	S24-Fe0017557			X							
32	SB01_0.6-0.7	Feb 05, 2024		Soil	S24-Fe0017558			X							
33	SB02_1.1-1.2	Feb 05, 2024		Soil	S24-Fe0017559			X							
34	SB03_0.2-0.3	Feb 05, 2024		Soil	S24-Fe0017560			X							
35	SB03_1.1-1.2	Feb 05, 2024		Soil	S24-Fe0017561			X							
36	SB04_0.5-0.6	Feb 05, 2024		Soil	S24-Fe0017562			X							
37	SB04_1.1-1.2	Feb 05, 2024		Soil	S24-Fe0017563			X							
38	SB05_0.2-0.3	Feb 05, 2024		Soil	S24-Fe0017564			X							
39	SB05_1-1.1	Feb 05, 2024		Soil	S24-Fe0017565			X							
40	SB06_0.2-0.3	Feb 05, 2024		Soil	S24-Fe0017566			X							
41	SB06_0.5-0.6	Feb 05, 2024		Soil	S24-Fe0017567			X							
42	SB06_1.1-1.2	Feb 05, 2024		Soil	S24-Fe0017568			X							
43	SB07_0.1-0.2	Feb 05, 2024		Soil	S24-Fe0017569			X							
44	SB07_0.6-0.7	Feb 05, 2024		Soil	S24-Fe0017570			X							

eurofins

web: www.eurofins.com.au
email: EnviroSales@eurofins.com

Eurofins Environment Testing Australia Pty Ltd
ABN: 50 005 085 521

Melbourne
6 Monterey Road
Dandenong South
VIC 3175
+61 3 8564 5000
NATA# 1261
Site# 1254

Geelong
19/8 Lewalan Street
Grovedale
VIC 3216
+61 3 8564 5000
NATA# 1261
Site# 25403

Sydney
179 Magowar Road
Girraween
NSW 2145
+61 2 9900 8400
NATA# 1261
Site# 18217

Canberra
Unit 1,2 Dacre Street
Mitchell
ACT 2911
+61 2 6113 8091
NATA# 1261
Site# 25466

Brisbane
1/21 Smallwood Place
Murarrie
QLD 4172
T: +61 7 3902 4600
NATA# 1261
Site# 20794

Newcastle
1/2 Frost Drive
Mayfield West
NSW 2304
+61 2 4968 8448
NATA# 1261
Site# 25079 & 25289

Eurofins ARL Pty Ltd
ABN: 91 05 0159 898

Perth
46-48 Banksia Road
Welshpool
WA 6106
+61 8 6253 4444
NATA# 2377
Site# 2370

Eurofins Environment Testing NZ Ltd
NZBN: 9429046024954

Auckland
35 O'Rorke Road
Penrose,
Auckland 1061
+64 9 526 4551
IANZ# 1327

Auckland (Asb)
Unit C1/4 Pacific Rise,
Mount Wellington,
Auckland 1061
+64 9 525 0568
IANZ# 1308

Christchurch
43 Detroit Drive
Rolleston,
Christchurch 7675
+64 3 343 5201
IANZ# 1290

Tauranga
1277 Cameron Road,
Gate Pa,
Tauranga 3112
+64 9 525 0568
IANZ# 1402

Company Name: Senversa Pty Ltd NSW
Address: Level 24, 1 Market Street
SYDNEY
NSW 2000

Project Name: SMITHFIELD
Project ID: 21182

Order No.:
Report #: 1066481
Phone: 02 9994 8016
Fax: 03 9606 0074

Received: Feb 6, 2024 4:50 PM
Due: Feb 13, 2024
Priority: 5 Day
Contact Name: Julia Nicholson

Eurofins Analytical Services Manager : Adam Bateup

Sample Detail						Asbestos - AS4964	Asbestos - WA guidelines	HOLD	Suite B13: OCP/PCB	Moisture Set	Eurofins Suite B7	BTEXN and Volatile TRH	Eurofins Suite SVV: SVOC/VOC	Per- and Polyfluoroalkyl Substances (PFASs)	BTEXN and Volatile TRH
Sydney Laboratory - NATA # 1261 Site # 18217						X	X	X	X	X	X	X	X	X	X
45	SB07_1.1-1.2	Feb 05, 2024		Soil	S24-Fe0017571			X							
46	SB08_1-1.1	Feb 05, 2024		Soil	S24-Fe0017572			X							
47	SB09_0.5-0.6	Feb 05, 2024		Soil	S24-Fe0017573			X							
48	SB09_1.1-1.2	Feb 05, 2024		Soil	S24-Fe0017574			X							
49	SB10_0.3-0.4	Feb 05, 2024		Soil	S24-Fe0017575			X							
50	SB10_1-1.1	Feb 05, 2024		Soil	S24-Fe0017576			X							
51	SB11_0.3-0.4	Feb 05, 2024		Soil	S24-Fe0017577			X							
52	SB12_1-1.1	Feb 05, 2024		Soil	S24-Fe0017578			X							
53	SB13_0.5-0.6	Feb 05, 2024		Soil	S24-Fe0017579			X							
54	SB13_1-1.1	Feb 05, 2024		Soil	S24-Fe0017580			X							
55	SB14_0.5-0.6	Feb 05, 2024		Soil	S24-Fe0017581			X							
56	SB14_1-1.1	Feb 05, 2024		Soil	S24-Fe0017582			X							
57	MW04_0.1-0.2	Feb 05, 2024		Soil	S24-Fe0017583			X							
58	MW04_0.8-0.9	Feb 05, 2024		Soil	S24-Fe0017584			X							
59	MW04_3-3.1	Feb 05, 2024		Soil	S24-Fe0017585			X							
60	MW04_4-4.1	Feb 05, 2024		Soil	S24-Fe0017586			X							

eurofins

web: www.eurofins.com.au
email: EnviroSales@eurofins.com

Eurofins Environment Testing Australia Pty Ltd
ABN: 50 005 085 521

Melbourne	Geelong	Sydney	Canberra	Brisbane	Newcastle
6 Monterey Road	19/8 Lewalan Street	179 Magowar Road	Unit 1,2 Dacre Street	1/21 Smallwood Place	1/2 Frost Drive
Dandenong South	Grovedale	Girraween	Mitchell	Murarrie	Mayfield West
VIC 3175	VIC 3216	NSW 2145	ACT 2911	QLD 4172	NSW 2304
+61 3 8564 5000	+61 3 8564 5000	+61 2 9900 8400	+61 2 6113 8091	T: +61 7 3902 4600	+61 2 4968 8448
NATA# 1261	NATA# 1261	NATA# 1261	NATA# 1261	NATA# 1261	NATA# 1261
Site# 1254	Site# 25403	Site# 18217	Site# 25466	Site# 20794	Site# 25079 & 25289

Eurofins ARL Pty Ltd
ABN: 91 05 0159 898

Perth
46-48 Banksia Road
Welshpool
WA 6106
+61 8 6253 4444
NATA# 2377
Site# 2370

Eurofins Environment Testing NZ Ltd
NZBN: 9429046024954

Auckland	Auckland (Asb)	Christchurch	Tauranga
35 O'Rorke Road	Unit C1/4 Pacific Rise,	43 Detroit Drive	1277 Cameron Road,
Penrose,	Mount Wellington,	Rolleston,	Gate Pa,
Auckland 1061	Auckland 1061	Christchurch 7675	Tauranga 3112
+64 9 526 4551	+64 9 525 0568	+64 3 343 5201	+64 9 525 0568
IANZ# 1327	IANZ# 1308	IANZ# 1290	IANZ# 1402

Company Name: Senversa Pty Ltd NSW
Address: Level 24, 1 Market Street
SYDNEY
NSW 2000

Order No.:
Report #: 1066481
Phone: 02 9994 8016
Fax: 03 9606 0074

Received: Feb 6, 2024 4:50 PM
Due: Feb 13, 2024
Priority: 5 Day
Contact Name: Julia Nicholson

Project Name: SMITHFIELD
Project ID: 21182

Eurofins Analytical Services Manager : Adam Bateup

Sample Detail						Asbestos - AS4964	Asbestos - WA guidelines	HOLD	Suite B13: OCP/PCB	Moisture Set	Eurofins Suite B7	BTEXN and Volatile TRH	Eurofins Suite SVV: SVOC/VOC	Per- and Polyfluoroalkyl Substances (PFASs)	BTEXN and Volatile TRH
Sydney Laboratory - NATA # 1261 Site # 18217						X	X	X	X	X	X	X	X	X	X
61	MW04_5-5.1	Feb 05, 2024		Soil	S24-Fe0017587			X							
62	MW04_6.4-6.5	Feb 05, 2024		Soil	S24-Fe0017588			X							
63	MW05_0.2-0.3	Feb 05, 2024		Soil	S24-Fe0017589			X							
64	MW05_0.5-0.6	Feb 05, 2024		Soil	S24-Fe0017590			X							
65	MW05_1.2-1.3	Feb 05, 2024		Soil	S24-Fe0017591			X							
66	MW05_1.5-1.6	Feb 05, 2024		Soil	S24-Fe0017592			X							
67	MW05_2.2-2.3	Feb 05, 2024		Soil	S24-Fe0017593			X							
68	MW05_3-3.1	Feb 05, 2024		Soil	S24-Fe0017594			X							
69	MW05_4-4.1	Feb 05, 2024		Soil	S24-Fe0017595			X							
70	MW05_5-5.1	Feb 05, 2024		Soil	S24-Fe0017596			X							
Test Counts						13	3	41	4	25	20	1	4	7	1

Senversa Pty Ltd NSW
Level 24, 1 Market Street
SYDNEY
NSW 2000

NATA Accredited
Accreditation Number 1261
Site Number 18217

Accredited for compliance with ISO/IEC 17025–Testing
NATA is a signatory to the ILAC Mutual Recognition Arrangement for the mutual recognition of the equivalence of testing, medical testing, calibration, inspection, proficiency testing scheme providers and reference materials producers reports and certificates.

Attention:	Julia Nicholson
Report	1066481-AID
Project Name	SMITHFIELD
Project ID	21182
Received Date	Feb 06, 2024
Date Reported	Feb 16, 2024

Methodology:

Asbestos Fibre Identification	Conducted in accordance with the Australian Standard AS 4964 – 2004: Method for the Qualitative Identification of Asbestos in Bulk Samples and in-house Method LTM-ASB-8020 by polarised light microscopy (PLM) and dispersion staining (DS) techniques. *NOTE: Positive Trace Analysis results indicate the sample contains detectable respirable fibres.*
Unknown Mineral Fibres	Mineral fibres of unknown type, as determined by PLM with DS, may require another analytical technique, such as Electron Microscopy, to confirm unequivocal identity. *NOTE: While Actinolite, Anthophyllite and Tremolite asbestos may be detected by PLM with DS, due to variability in the optical properties of these materials, AS4964 requires that these are reported as UMF unless confirmed by an independent technique.*
Subsampling Soil Samples	The whole sample submitted is first dried and then passed through a 10mm sieve followed by a 2mm sieve. All fibrous matter greater than 10mm, greater than 2mm as well as the material passing through the 2mm sieve are retained and analysed for the presence of asbestos. If the sub 2mm fraction is greater than approximately 30 to 60g then a sub-sampling routine based on ISO 3082:2009(E) is employed. *NOTE: Depending on the nature and size of the soil sample, the sub-2 mm residue material may need to be sub-sampled for trace analysis, in accordance with AS 4964-2004.*
Bonded asbestos-containing material (ACM)	The material is first examined and any fibres isolated for identification by PLM and DS. Where required, interfering matrices may be removed by disintegration using a range of heat, chemical or physical treatments, possibly in combination.The resultant material is then further examined in accordance with AS 4964 - 2004. *NOTE: Even after disintegration it may be difficult to detect the presence of asbestos in some asbestos-containing bulk materials using PLM and DS. This is due to the low grade or small length or diameter of the asbestos fibres present in the material, or to the fact that very fine fibres have been distributed intimately throughout the materials. Vinyl/asbestos floor tiles, some asbestos-containing sealants and mastics, asbestos-containing epoxy resins and some ore samples are examples of these types of material, which are difficult to analyse.*
Limit of Reporting	The performance limitation of the AS 4964 (2004) method for non-homogeneous samples is around 0.1 g/kg (equivalent to 0.01% (w/w)). Where no asbestos is found by PLM and DS, including Trace Analysis, this is considered to be at the nominal reporting limit of 0.01% (w/w). The NEPM screening level of 0.001% (w/w) is intended as an on-site determination, not a laboratory Limit of Reporting (LOR), per se. Examination of a large sample size (e.g. 500 mL) may improve the likelihood of detecting asbestos, particularly AF, to aid assessment against the NEPM criteria. Gravimetric determinations to this level of accuracy are outside of AS 4964 and hence NATA Accreditation does not cover the performance of this service (non-NATA results shown with an asterisk). *NOTE: NATA News March 2014, p.7, states in relation to AS 4964: "This is a qualitative method with a nominal reporting limit of 0.01 % " and that currently in Australia "there is no validated method available for the quantification of asbestos".This report is consistent with the analytical procedures and reporting recommendations in the NEPM and the WA DoH.*

Project Name SMITHFIELD
Project ID 21182
Date Sampled Feb 05, 2024
Report 1066481-AID

Client Sample ID	Eurofins Sample No.	Date Sampled	Sample Description	Result
SB01_0.1-0.2	24-Fe0017527	Feb 05, 2024	Approximate Sample 40g Sample consisted of: Brown coarse-grained soil, bitumen and rocks	No asbestos detected at the reporting limit of 0.01% w/w. Organic fibre detected. No trace asbestos detected.
SB02_0.1-0.2	24-Fe0017528	Feb 05, 2024	Approximate Sample 39g Sample consisted of: Brown coarse-grained soil, bitumen and rocks	No asbestos detected at the reporting limit of 0.01% w/w. Organic fibre detected. No trace asbestos detected.
SB03_0.1-0.2	24-Fe0017530	Feb 05, 2024	Approximate Sample 34g Sample consisted of: Brown coarse-grained soil, bitumen and rocks	No asbestos detected at the reporting limit of 0.01% w/w. Organic fibre detected. No trace asbestos detected.
SB04_0.1-0.2	24-Fe0017531	Feb 05, 2024	Approximate Sample 34g Sample consisted of: Brown coarse-grained soil and rocks	No asbestos detected at the reporting limit of 0.01% w/w. Organic fibre detected. No trace asbestos detected.
SB05_0.1-0.2	24-Fe0017533	Feb 05, 2024	Approximate Sample 36g Sample consisted of: Brown fine-grained clayey soil and rocks	No asbestos detected at the reporting limit of 0.01% w/w. Organic fibre detected. No trace asbestos detected.
SB06_0-0.1	24-Fe0017534	Feb 05, 2024	Approximate Sample 38g Sample consisted of: Brown coarse-grained soil and rocks	No asbestos detected at the reporting limit of 0.01% w/w. Organic fibre detected. No trace asbestos detected.
SB07_0-0.1	24-Fe0017535	Feb 05, 2024	Approximate Sample 915g Sample consisted of: Brown fine-grained clayey soil and rocks	No asbestos detected at the reporting limit of 0.001% w/w.* Organic fibre detected. No trace asbestos detected.
SB08_0.25-0.3	24-Fe0017536	Feb 05, 2024	Approximate Sample 35g Sample consisted of: Brown fine-grained clayey soil and rocks	No asbestos detected at the reporting limit of 0.01% w/w. Organic fibre detected. No trace asbestos detected.

Client Sample ID	Eurofins Sample No.	Date Sampled	Sample Description	Result
SB09_0.1-0.2	24-Fe0017538	Feb 05, 2024	Approximate Sample 33g Sample consisted of: Brown coarse-grained sandy soil and rocks	No asbestos detected at the reporting limit of 0.01% w/w. Organic fibre detected. No trace asbestos detected.
SB10_0.2-0.3	24-Fe0017539	Feb 05, 2024	Approximate Sample 43g Sample consisted of: Brown coarse-grained sandy soil and rocks	No asbestos detected at the reporting limit of 0.01% w/w. Organic fibre detected. No trace asbestos detected.
SB11_0.2-0.3	24-Fe0017541	Feb 05, 2024	Approximate Sample 33g Sample consisted of: Brown coarse-grained sandy soil and rocks	No asbestos detected at the reporting limit of 0.01% w/w. Organic fibre detected. No trace asbestos detected.
SB12_0.2-0.3	24-Fe0017543	Feb 05, 2024	Approximate Sample 36g Sample consisted of: Brown coarse-grained soil and rocks	No asbestos detected at the reporting limit of 0.01% w/w. Organic fibre detected. No trace asbestos detected.
SB14_0.2-0.3	24-Fe0017546	Feb 05, 2024	Approximate Sample 34g Sample consisted of: Brown coarse-grained soil and rocks	No asbestos detected at the reporting limit of 0.01% w/w. Organic fibre detected. No trace asbestos detected.
MW04_0.05-0.1	24-Fe0017547	Feb 05, 2024	Approximate Sample 34g Sample consisted of: Brown coarse-grained soil and rocks	No asbestos detected at the reporting limit of 0.01% w/w. Organic fibre detected. No trace asbestos detected.
MW05_0-0.1	24-Fe0017549	Feb 05, 2024	Approximate Sample 915g Sample consisted of: Brown fine-grained clayey soil and rocks	No asbestos detected at the reporting limit of 0.001% w/w.* Organic fibre detected. No trace asbestos detected.
QC100	24-Fe0017551	Feb 05, 2024	Approximate Sample 780g Sample consisted of: Brown fine-grained clayey soil, plant residue and rocks	No asbestos detected at the reporting limit of 0.001% w/w.* Organic fibre detected. No trace asbestos detected.

Sample History

Where samples are submitted/analysed over several days, the last date of extraction is reported.

If the date and time of sampling are not provided, the Laboratory will not be responsible for compromised results should testing be performed outside the recommended holding time.

Description	Testing Site	Extracted	Holding Time
Asbestos - LTM-ASB-8020	Sydney	Feb 08, 2024	Indefinite
Asbestos - LTM-ASB-8020	Sydney	Feb 08, 2024	Indefinite

eurofins

web: www.eurofins.com.au
email: EnviroSales@eurofins.com

Eurofins Environment Testing Australia Pty Ltd
ABN: 50 005 085 521

Melbourne	Geelong	Sydney	Canberra	Brisbane	Newcastle
6 Monterey Road	19/8 Lewalan Street	179 Magowar Road	Unit 1,2 Dacre Street	1/21 Smallwood Place	1/2 Frost Drive
Dandenong South	Grovedale	Girraween	Mitchell	Murarrie	Mayfield West
VIC 3175	VIC 3216	NSW 2145	ACT 2911	QLD 4172	NSW 2304
+61 3 8564 5000	+61 3 8564 5000	+61 2 9900 8400	+61 2 6113 8091	T: +61 7 3902 4600	+61 2 4968 8448
NATA# 1261	NATA# 1261	NATA# 1261	NATA# 1261	NATA# 1261	NATA# 1261
Site# 1254	Site# 25403	Site# 18217	Site# 25466	Site# 20794	Site# 25079 & 25289

Eurofins ARL Pty Ltd
ABN: 91 05 0159 898

Perth
46-48 Banksia Road
Welshpool
WA 6106
+61 8 6253 4444
NATA# 2377
Site# 2370

Eurofins Environment Testing NZ Ltd
NZBN: 9429046024954

Auckland	Auckland (Asb)	Christchurch	Tauranga
35 O'Rorke Road	Unit C1/4 Pacific Rise,	43 Detroit Drive	1277 Cameron Road,
Penrose,	Mount Wellington,	Rolleston,	Gate Pa,
Auckland 1061	Auckland 1061	Christchurch 7675	Tauranga 3112
+64 9 526 4551	+64 9 525 0568	+64 3 343 5201	+64 9 525 0568
IANZ# 1327	IANZ# 1308	IANZ# 1290	IANZ# 1402

Company Name: Senversa Pty Ltd NSW
Address: Level 24, 1 Market Street
SYDNEY
NSW 2000

Order No.:
Report #: 1066481
Phone: 02 9994 8016
Fax: 03 9606 0074

Received: Feb 6, 2024 4:50 PM
Due: Feb 13, 2024
Priority: 5 Day
Contact Name: Julia Nicholson

Project Name: SMITHFIELD
Project ID: 21182

Eurofins Analytical Services Manager : Adam Bateup

Sample Detail						Asbestos - AS4964	Asbestos - WA guidelines	HOLD	Suite B13: OCP/PCB	Moisture Set	Eurofins Suite B7	BTEXN and Volatile TRH	Eurofins Suite SVV: SVOC/VOC	Per- and Polyfluoroalkyl Substances (PFASs)	BTEXN and Volatile TRH
Sydney Laboratory - NATA # 1261 Site # 18217						X	X	X	X	X	X	X	X	X	X
External Laboratory															
No	**Sample ID**	**Sample Date**	**Sampling Time**	**Matrix**	**LAB ID**										
1	SB01_0.1-0.2	Feb 05, 2024		Soil	S24-Fe0017527	X				X	X				
2	SB02_0.1-0.2	Feb 05, 2024		Soil	S24-Fe0017528	X				X					
3	SB02_0.3-0.4	Feb 05, 2024		Soil	S24-Fe0017529					X	X				
4	SB03_0.1-0.2	Feb 05, 2024		Soil	S24-Fe0017530	X				X	X				
5	SB04_0.1-0.2	Feb 05, 2024		Soil	S24-Fe0017531	X				X					
6	SB04_0.2-0.3	Feb 05, 2024		Soil	S24-Fe0017532					X	X				
7	SB05_0.1-0.2	Feb 05, 2024		Soil	S24-Fe0017533	X				X	X				
8	SB06_0-0.1	Feb 05, 2024		Soil	S24-Fe0017534	X				X	X			X	
9	SB07_0-0.1	Feb 05, 2024		Soil	S24-Fe0017535		X			X	X			X	
10	SB08_0.25-0.3	Feb 05, 2024		Soil	S24-Fe0017536	X				X					
11	SB08_0.3-0.4	Feb 05, 2024		Soil	S24-Fe0017537					X	X				
12	SB09_0.1-0.2	Feb 05, 2024		Soil	S24-Fe0017538	X				X	X				
13	SB10_0.2-0.3	Feb 05, 2024		Soil	S24-Fe0017539	X				X					

eurofins

web: www.eurofins.com.au
email: EnviroSales@eurofins.com

Eurofins Environment Testing Australia Pty Ltd
ABN: 50 005 085 521

Melbourne
6 Monterey Road
Dandenong South
VIC 3175
+61 3 8564 5000
NATA# 1261
Site# 1254

Geelong
19/8 Lewalan Street
Grovedale
VIC 3216
+61 3 8564 5000
NATA# 1261
Site# 25403

Sydney
179 Magowar Road
Girraween
NSW 2145
+61 2 9900 8400
NATA# 1261
Site# 18217

Canberra
Unit 1,2 Dacre Street
Mitchell
ACT 2911
+61 2 6113 8091
NATA# 1261
Site# 25466

Brisbane
1/21 Smallwood Place
Murarrie
QLD 4172
T: +61 7 3902 4600
NATA# 1261
Site# 20794

Newcastle
1/2 Frost Drive
Mayfield West
NSW 2304
+61 2 4968 8448
NATA# 1261
Site# 25079 & 25289

Eurofins ARL Pty Ltd
ABN: 91 05 0159 898

Perth
46-48 Banksia Road
Welshpool
WA 6106
+61 8 6253 4444
NATA# 2377
Site# 2370

Eurofins Environment Testing NZ Ltd
NZBN: 9429046024954

Auckland
35 O'Rorke Road
Penrose,
Auckland 1061
+64 9 526 4551
IANZ# 1327

Auckland (Asb)
Unit C1/4 Pacific Rise,
Mount Wellington,
Auckland 1061
+64 9 525 0568
IANZ# 1308

Christchurch
43 Detroit Drive
Rolleston,
Christchurch 7675
+64 3 343 5201
IANZ# 1290

Tauranga
1277 Cameron Road,
Gate Pa,
Tauranga 3112
+64 9 525 0568
IANZ# 1402

Company Name: Senversa Pty Ltd NSW
Address: Level 24, 1 Market Street
SYDNEY
NSW 2000

Project Name: SMITHFIELD
Project ID: 21182

Order No.:
Report #: 1066481
Phone: 02 9994 8016
Fax: 03 9606 0074

Received: Feb 6, 2024 4:50 PM
Due: Feb 13, 2024
Priority: 5 Day
Contact Name: Julia Nicholson

Eurofins Analytical Services Manager : Adam Bateup

Sample Detail						Asbestos - AS4964	Asbestos - WA guidelines	HOLD	Suite B13: OCP/PCB	Moisture Set	Eurofins Suite B7	BTEXN and Volatile TRH	Eurofins Suite SVV: SVOC/VOC	Per- and Polyfluoroalkyl Substances (PFASs)	BTEXN and Volatile TRH
Sydney Laboratory - NATA # 1261 Site # 18217						X	X	X	X	X	X	X	X	X	X
14	SB10_0.5-0.6	Feb 05, 2024		Soil	S24-Fe0017540					X	X				
15	SB11_0.2-0.3	Feb 05, 2024		Soil	S24-Fe0017541	X				X					
16	SB11_0.8-0.9	Feb 05, 2024		Soil	S24-Fe0017542					X	X				
17	SB12_0.2-0.3	Feb 05, 2024		Soil	S24-Fe0017543	X				X					
18	SB12_0.4-0.5	Feb 05, 2024		Soil	S24-Fe0017544					X	X				
19	SB13_0.2-0.3	Feb 05, 2024		Soil	S24-Fe0017545				X	X	X		X	X	
20	SB14_0.2-0.3	Feb 05, 2024		Soil	S24-Fe0017546	X				X	X				
21	MW04_0.05-0.1	Feb 05, 2024		Soil	S24-Fe0017547	X				X	X				
22	MW04_2-2.1	Feb 05, 2024		Soil	S24-Fe0017548					X	X				
23	MW05_0-0.1	Feb 05, 2024		Soil	S24-Fe0017549		X		X	X	X		X	X	
24	MW05_2.5-2.6	Feb 05, 2024		Soil	S24-Fe0017550					X	X				
25	QC100	Feb 05, 2024		Soil	S24-Fe0017551		X		X	X	X		X	X	
26	QC300	Feb 05, 2024		Water	S24-Fe0017552				X		X		X	X	
27	QC400	Feb 05, 2024		Water	S24-Fe0017553									X	
28	TS	Feb 04, 2024		Water	S24-Fe0017554										X

eurofins

web: www.eurofins.com.au
email: EnviroSales@eurofins.com

Eurofins Environment Testing Australia Pty Ltd
ABN: 50 005 085 521

Melbourne
6 Monterey Road
Dandenong South
VIC 3175
+61 3 8564 5000
NATA# 1261
Site# 1254

Geelong
19/8 Lewalan Street
Grovedale
VIC 3216
+61 3 8564 5000
NATA# 1261
Site# 25403

Sydney
179 Magowar Road
Girraween
NSW 2145
+61 2 9900 8400
NATA# 1261
Site# 18217

Canberra
Unit 1,2 Dacre Street
Mitchell
ACT 2911
+61 2 6113 8091
NATA# 1261
Site# 25466

Brisbane
1/21 Smallwood Place
Murarrie
QLD 4172
T: +61 7 3902 4600
NATA# 1261
Site# 20794

Newcastle
1/2 Frost Drive
Mayfield West
NSW 2304
+61 2 4968 8448
NATA# 1261
Site# 25079 & 25289

Eurofins ARL Pty Ltd
ABN: 91 05 0159 898

Perth
46-48 Banksia Road
Welshpool
WA 6106
+61 8 6253 4444
NATA# 2377
Site# 2370

Eurofins Environment Testing NZ Ltd
NZBN: 9429046024954

Auckland
35 O'Rorke Road
Penrose,
Auckland 1061
+64 9 526 4551
IANZ# 1327

Auckland (Asb)
Unit C1/4 Pacific Rise,
Mount Wellington,
Auckland 1061
+64 9 525 0568
IANZ# 1308

Christchurch
43 Detroit Drive
Rolleston,
Christchurch 7675
+64 3 343 5201
IANZ# 1290

Tauranga
1277 Cameron Road,
Gate Pa,
Tauranga 3112
+64 9 525 0568
IANZ# 1402

Company Name: Senversa Pty Ltd NSW
Address: Level 24, 1 Market Street
SYDNEY
NSW 2000

Project Name: SMITHFIELD
Project ID: 21182

Order No.:
Report #: 1066481
Phone: 02 9994 8016
Fax: 03 9606 0074

Received: Feb 6, 2024 4:50 PM
Due: Feb 13, 2024
Priority: 5 Day
Contact Name: Julia Nicholson

Eurofins Analytical Services Manager : Adam Bateup

Sample Detail						Asbestos - AS4964	Asbestos - WA guidelines	HOLD	Suite B13: OCP/PCB	Moisture Set	Eurofins Suite B7	BTEXN and Volatile TRH	Eurofins Suite SVV: SVOC/VOC	Per- and Polyfluoroalkyl Substances (PFASs)	BTEXN and Volatile TRH
Sydney Laboratory - NATA # 1261 Site # 18217						X	X	X	X	X	X	X	X	X	X
29	TB	Feb 04, 2024		Water	S24-Fe0017555							X			
30	SB01_0.2-0.3	Feb 05, 2024		Soil	S24-Fe0017556			X							
31	SB01_0.5-0.6	Feb 05, 2024		Soil	S24-Fe0017557			X							
32	SB01_0.6-0.7	Feb 05, 2024		Soil	S24-Fe0017558			X							
33	SB02_1.1-1.2	Feb 05, 2024		Soil	S24-Fe0017559			X							
34	SB03_0.2-0.3	Feb 05, 2024		Soil	S24-Fe0017560			X							
35	SB03_1.1-1.2	Feb 05, 2024		Soil	S24-Fe0017561			X							
36	SB04_0.5-0.6	Feb 05, 2024		Soil	S24-Fe0017562			X							
37	SB04_1.1-1.2	Feb 05, 2024		Soil	S24-Fe0017563			X							
38	SB05_0.2-0.3	Feb 05, 2024		Soil	S24-Fe0017564			X							
39	SB05_1-1.1	Feb 05, 2024		Soil	S24-Fe0017565			X							
40	SB06_0.2-0.3	Feb 05, 2024		Soil	S24-Fe0017566			X							
41	SB06_0.5-0.6	Feb 05, 2024		Soil	S24-Fe0017567			X							
42	SB06_1.1-1.2	Feb 05, 2024		Soil	S24-Fe0017568			X							
43	SB07_0.1-0.2	Feb 05, 2024		Soil	S24-Fe0017569			X							
44	SB07_0.6-0.7	Feb 05, 2024		Soil	S24-Fe0017570			X							

eurofins

web: www.eurofins.com.au
email: EnviroSales@eurofins.com

Eurofins Environment Testing Australia Pty Ltd
ABN: 50 005 085 521

Melbourne	Geelong	Sydney	Canberra	Brisbane	Newcastle
6 Monterey Road	19/8 Lewalan Street	179 Magowar Road	Unit 1,2 Dacre Street	1/21 Smallwood Place	1/2 Frost Drive
Dandenong South	Grovedale	Girraween	Mitchell	Murarrie	Mayfield West
VIC 3175	VIC 3216	NSW 2145	ACT 2911	QLD 4172	NSW 2304
+61 3 8564 5000	+61 3 8564 5000	+61 2 9900 8400	+61 2 6113 8091	T: +61 7 3902 4600	+61 2 4968 8448
NATA# 1261	NATA# 1261	NATA# 1261	NATA# 1261	NATA# 1261	NATA# 1261
Site# 1254	Site# 25403	Site# 18217	Site# 25466	Site# 20794	Site# 25079 & 25289

Eurofins ARL Pty Ltd
ABN: 91 05 0159 898

Perth
46-48 Banksia Road
Welshpool
WA 6106
+61 8 6253 4444
NATA# 2377
Site# 2370

Eurofins Environment Testing NZ Ltd
NZBN: 9429046024954

Auckland	Auckland (Asb)	Christchurch	Tauranga
35 O'Rorke Road	Unit C1/4 Pacific Rise,	43 Detroit Drive	1277 Cameron Road,
Penrose,	Mount Wellington,	Rolleston,	Gate Pa,
Auckland 1061	Auckland 1061	Christchurch 7675	Tauranga 3112
+64 9 526 4551	+64 9 525 0568	+64 3 343 5201	+64 9 525 0568
IANZ# 1327	IANZ# 1308	IANZ# 1290	IANZ# 1402

Company Name: Senversa Pty Ltd NSW
Address: Level 24, 1 Market Street
SYDNEY
NSW 2000

Project Name: SMITHFIELD
Project ID: 21182

Order No.:
Report #: 1066481
Phone: 02 9994 8016
Fax: 03 9606 0074

Received: Feb 6, 2024 4:50 PM
Due: Feb 13, 2024
Priority: 5 Day
Contact Name: Julia Nicholson

Eurofins Analytical Services Manager : Adam Bateup

Sample Detail						Asbestos - AS4964	Asbestos - WA guidelines	HOLD	Suite B13: OCP/PCB	Moisture Set	Eurofins Suite B7	BTEXN and Volatile TRH	Eurofins Suite SVV: SVOC/VOC	Per- and Polyfluoroalkyl Substances (PFASs)	BTEXN and Volatile TRH
Sydney Laboratory - NATA # 1261 Site # 18217						X	X	X	X	X	X	X	X	X	X
45	SB07_1.1-1.2	Feb 05, 2024		Soil	S24-Fe0017571			X							
46	SB08_1-1.1	Feb 05, 2024		Soil	S24-Fe0017572			X							
47	SB09_0.5-0.6	Feb 05, 2024		Soil	S24-Fe0017573			X							
48	SB09_1.1-1.2	Feb 05, 2024		Soil	S24-Fe0017574			X							
49	SB10_0.3-0.4	Feb 05, 2024		Soil	S24-Fe0017575			X							
50	SB10_1-1.1	Feb 05, 2024		Soil	S24-Fe0017576			X							
51	SB11_0.3-0.4	Feb 05, 2024		Soil	S24-Fe0017577			X							
52	SB12_1-1.1	Feb 05, 2024		Soil	S24-Fe0017578			X							
53	SB13_0.5-0.6	Feb 05, 2024		Soil	S24-Fe0017579			X							
54	SB13_1-1.1	Feb 05, 2024		Soil	S24-Fe0017580			X							
55	SB14_0.5-0.6	Feb 05, 2024		Soil	S24-Fe0017581			X							
56	SB14_1-1.1	Feb 05, 2024		Soil	S24-Fe0017582			X							
57	MW04_0.1-0.2	Feb 05, 2024		Soil	S24-Fe0017583			X							
58	MW04_0.8-0.9	Feb 05, 2024		Soil	S24-Fe0017584			X							
59	MW04_3-3.1	Feb 05, 2024		Soil	S24-Fe0017585			X							
60	MW04_4-4.1	Feb 05, 2024		Soil	S24-Fe0017586			X							

eurofins

web: www.eurofins.com.au
email: EnviroSales@eurofins.com

Eurofins Environment Testing Australia Pty Ltd
ABN: 50 005 085 521

Melbourne
6 Monterey Road
Dandenong South
VIC 3175
+61 3 8564 5000
NATA# 1261
Site# 1254

Geelong
19/8 Lewalan Street
Grovedale
VIC 3216
+61 3 8564 5000
NATA# 1261
Site# 25403

Sydney
179 Magowar Road
Girraween
NSW 2145
+61 2 9900 8400
NATA# 1261
Site# 18217

Canberra
Unit 1,2 Dacre Street
Mitchell
ACT 2911
+61 2 6113 8091
NATA# 1261
Site# 25466

Brisbane
1/21 Smallwood Place
Murarrie
QLD 4172
T: +61 7 3902 4600
NATA# 1261
Site# 20794

Newcastle
1/2 Frost Drive
Mayfield West
NSW 2304
+61 2 4968 8448
NATA# 1261
Site# 25079 & 25289

Eurofins ARL Pty Ltd
ABN: 91 05 0159 898

Perth
46-48 Banksia Road
Welshpool
WA 6106
+61 8 6253 4444
NATA# 2377
Site# 2370

Eurofins Environment Testing NZ Ltd
NZBN: 9429046024954

Auckland
35 O'Rorke Road
Penrose,
Auckland 1061
+64 9 526 4551
IANZ# 1327

Auckland (Asb)
Unit C1/4 Pacific Rise,
Mount Wellington,
Auckland 1061
+64 9 525 0568
IANZ# 1308

Christchurch
43 Detroit Drive
Rolleston,
Christchurch 7675
+64 3 343 5201
IANZ# 1290

Tauranga
1277 Cameron Road,
Gate Pa,
Tauranga 3112
+64 9 525 0568
IANZ# 1402

Company Name: Senversa Pty Ltd NSW
Address: Level 24, 1 Market Street
SYDNEY
NSW 2000

Project Name: SMITHFIELD
Project ID: 21182

Order No.:
Report #: 1066481
Phone: 02 9994 8016
Fax: 03 9606 0074

Received: Feb 6, 2024 4:50 PM
Due: Feb 13, 2024
Priority: 5 Day
Contact Name: Julia Nicholson

Eurofins Analytical Services Manager : Adam Bateup

Sample Detail						Asbestos - AS4964	Asbestos - WA guidelines	HOLD	Suite B13: OCP/PCB	Moisture Set	Eurofins Suite B7	BTEXN and Volatile TRH	Eurofins Suite SVV: SVOC/VOC	Per- and Polyfluoroalkyl Substances (PFASs)	BTEXN and Volatile TRH
Sydney Laboratory - NATA # 1261 Site # 18217						X	X	X	X	X	X	X	X	X	X
61	MW04_5-5.1	Feb 05, 2024		Soil	S24-Fe0017587			X							
62	MW04_6.4-6.5	Feb 05, 2024		Soil	S24-Fe0017588			X							
63	MW05_0.2-0.3	Feb 05, 2024		Soil	S24-Fe0017589			X							
64	MW05_0.5-0.6	Feb 05, 2024		Soil	S24-Fe0017590			X							
65	MW05_1.2-1.3	Feb 05, 2024		Soil	S24-Fe0017591			X							
66	MW05_1.5-1.6	Feb 05, 2024		Soil	S24-Fe0017592			X							
67	MW05_2.2-2.3	Feb 05, 2024		Soil	S24-Fe0017593			X							
68	MW05_3-3.1	Feb 05, 2024		Soil	S24-Fe0017594			X							
69	MW05_4-4.1	Feb 05, 2024		Soil	S24-Fe0017595			X							
70	MW05_5-5.1	Feb 05, 2024		Soil	S24-Fe0017596			X							
Test Counts						13	3	41	4	25	20	1	4	7	1

Internal Quality Control Review and Glossary General

1. QC data may be available on request.
2. All soil results are reported on a dry basis, unless otherwise stated.
3. Samples were analysed on an 'as received' basis.
4. Information identified on this report with the colour **blue** indicates data provided by customer that may have an impact on the results.
5. This report replaces any interim results previously issued.

Holding Times

Please refer to the most recent version of the 'Sample Preservation and Container Guide' for holding times (QS3001).
If the Laboratory did not receive the information in the required timeframe, and regardless of any other integrity issues, suitably qualified results may still be reported. Holding times apply from the date of sampling, therefore compliance to these may be outside the laboratory's control.

Units

% w/w:	Percentage weight-for-weight basis, e.g. of asbestos in asbestos-containing finds in soil samples (**% w/w**)
F/fld	Airborne fibre filter loading as Fibres (**N**) per Fields counted (**n**)
F/mL	Airborne fibre reported concentration as Fibres per millilitre of air drawn over the sampler membrane (**C**)
g, kg	Mass, e.g. of whole sample (**M**) or asbestos-containing find within the sample (**m**)
g/kg	Concentration in grams per kilogram
L, mL	Volume, e.g. of air as measured in AFM (**V** = **r** x **t**)
L/min	Airborne fibre sampling Flowrate as litres per minute of air drawn over the sampler membrane (**r**)
min	Time (**t**), e.g. of air sample collection period

Calculations

Airborne Fibre Concentration: $C = \left(\frac{A}{a}\right) \times \left(\frac{N}{n}\right) \times \left(\frac{1}{r}\right) \times \left(\frac{1}{t}\right) = K \times \left(\frac{N}{n}\right) \times \left(\frac{1}{V}\right)$

Asbestos Content (as asbestos): $\%\, w/w = \frac{(m \times P_A)}{M}$

Weighted Average (of asbestos): $\%_{WA} = \sum \frac{(m \times P_A)_x}{x}$

Terms

%asbestos	Estimated percentage of asbestos in a given matrix may be derived from knowledge or experience of the material, informed by HSG264 *Appendix 2*, else assumed to be 15% in accordance with WA DOH *Appendix 2* (**P_A**). This estimate is not NATA-accredited.
ACM	Asbestos Containing Materials. Asbestos contained within a non-asbestos matrix, typically presented in bonded (non-friable) condition. For the purposes of the NEPM and WA DOH, ACM corresponds to material larger than 7 mm x 7 mm.
AF	Asbestos Fines. Asbestos contamination within a soil sample, as defined by WA DOH. Includes loose fibre bundles and small pieces of friable and non-friable material such as asbestos cement fragments mixed with soil. Considered under the NEPM as equivalent to “non-bonded / friable”.
AFM	Airborne Fibre Monitoring, e.g., by the MFM.
Amosite	Amosite Asbestos Detected. Amosite may also refer to Fibrous Grunerite or Brown Asbestos. Identified in accordance with AS 4964-2004.
AS	Australian Standard.
Asbestos Content (as asbestos)	Total %w/w asbestos content in asbestos-containing finds in a soil sample (**% w/w**).
Chrysotile	Chrysotile Asbestos Detected. Chrysotile may also refer to Fibrous Serpentine or White Asbestos. Identified in accordance with AS 4964-2004.
COC	Chain of Custody.
Crocidolite	Crocidolite Asbestos Detected. Crocidolite may also refer to Fibrous Riebeckite or Blue Asbestos. Identified in accordance with AS 4964-2004.
Dry	Sample is dried by heating prior to analysis.
DS	Dispersion Staining. Technique required for Unequivocal Identification of asbestos fibres by PLM.
FA	Fibrous Asbestos. Asbestos containing material that is wholly or in part friable, including materials with higher asbestos content with a propensity to become friable with handling, and any material that was previously non-friable and in a severely degraded condition. For the purposes of the NEPM and WA DOH, FA generally corresponds to material larger than 7 mm x 7 mm, although FA may be more difficult to visibly distinguish and may be assessed as AF.
Fibre Count	Total of all fibres (whether asbestos or not) meeting the counting criteria set out in the NOHSC:3003
Fibre ID	Fibre Identification. Unequivocal identification of asbestos fibres according to AS 4964-2004. Includes Chrysotile, Amosite (Grunerite) or Crocidolite asbestos.
Friable	Asbestos-containing materials of any size that may be broken or crumbled by hand pressure. For the purposes of the NEPM, this includes both AF and FA. It is outside of the laboratory’s remit to assess degree of friability.
HSG248	UK HSE HSG248, *Asbestos: The Analysts Guide*, 2nd Edition (2021).
HSG264	UK HSE HSG264, *Asbestos: The Survey Guide* (2012).
ISO (also ISO/IEC)	International Organization for Standardization / International Electrotechnical Commission.
K Factor	Microscope constant (**K**) as derived from the effective filter area of the given AFM membrane used for collecting the sample (**A**) and the projected eyepiece graticule area of the specific microscope used for the analysis (**a**).
LOR	Limit of Reporting.
MFM (also NOHSC:3003)	Membrane Filter Method. As described by the Australian Government National Occupational Health and Safety Commission, *Guidance Note on the Membrane Filter Method for Estimating Airborne Asbestos Fibres*, 2nd Edition [NOHSC:3003(2005)].
NEPM (also ASC NEPM)	National Environment Protection (Assessment of Site Contamination) Measure, (2013, as amended).
Organic	Organic Fibres Detected. Organic may refer to Natural or Man-Made Polymeric Fibres. Identified in accordance with AS 4964-2004.
PCM	Phase Contrast Microscopy. As used for Fibre Counting according to the MFM.
PLM	Polarised Light Microscopy. As used for Fibre Identification and Trace Analysis according to AS 4964-2004.
Sampling	Unless otherwise stated Eurofins are not responsible for sampling equipment or the sampling process.
SMF	Synthetic Mineral Fibre Detected. SMF may also refer to Man Made Vitreous Fibres. Identified in accordance with AS 4964-2004.
SRA	Sample Receipt Advice.
Trace Analysis	Analytical procedure used to detect the presence of respirable fibres (particularly asbestos) in a given sample matrix.
UK HSE HSG	United Kingdom, Health and Safety Executive, Health and Safety Guidance, publication.
UMF	Unidentified Mineral Fibre Detected. Fibrous minerals that are detected but have not been unequivocally identified by PLM with DS according the AS 4964-2004. May include (but not limited to) Actinolite, Anthophyllite or Tremolite asbestos.
WA DOH	Reference document for the NEPM. Government of Western Australia, *Guidelines for the Assessment, Remediation and Management of Asbestos-Contaminated Sites in Western Australia* (updated 2021), including Appendix Four: *Laboratory analysis*
Weighted Average	Combined average %w/w asbestos content of all asbestos-containing finds in the given aliquot or total soil sample (**$\%_{WA}$**).

Comments

24-Fe0017527 to 24-Fe0017534 and 24-Fe0017536 to 24-Fe0017547: The samples received were not collected in an approved asbestos bags and was therefore sub-sampled from the 250mL glass jar. Valid sub-sampling procedures were applied so as to ensure that the sub-sample to be analysed accurately represented the sample received.

Sample Integrity

Custody Seals Intact (if used)	N/A
Attempt to Chill was evident	Yes
Sample correctly preserved	Yes
Appropriate sample containers have been used	Yes
Sample containers for volatile analysis received with minimal headspace	Yes
Samples received within HoldingTime	Yes
Some samples have been subcontracted	No

Asbestos Counter/Identifier:

Chamath JHM Annakkage	Senior Analyst-Asbestos

Authorised by:

Sayeed Abu	Senior Analyst-Asbestos



Glenn Jackson
Managing Director

Final Report – this report replaces any previously issued Report

- Indicates Not Requested

* Indicates NATA accreditation does not cover the performance of this service

Measurement uncertainty of test data is available on request or please click here.

Eurofins shall not be liable for loss, cost, damages or expenses incurred by the client, or any other person or company, resulting from the use of any information or interpretation given in this report. In no case shall Eurofins be liable for consequential damages including, but not limited to, lost profits, damages for failure to meet deadlines and lost production arising from this report. This document shall not be reproduced except in full and relates only to the items tested. Unless indicated otherwise, the tests were performed on the samples as received.

Senversa Pty Ltd NSW
Level 24, 1 Market Street
SYDNEY
NSW 2000

NATA Accredited
Accreditation Number 1261
Site Number 18217

Accredited for compliance with ISO/IEC 17025 – Testing
NATA is a signatory to the ILAC Mutual Recognition Arrangement for the mutual recognition of the equivalence of testing, medical testing, calibration, inspection, proficiency testing scheme providers and reference materials producers reports and certificates.

Attention: **Julia Nicholson**

Report **1066481-S**
Project name SMITHFIELD
Project ID 21182
Received Date Feb 06, 2024

Client Sample ID			**SB01_0.1-0.2**	**SB02_0.1-0.2**	**SB02_0.3-0.4**	**SB03_0.1-0.2**
Sample Matrix			**Soil**	**Soil**	**Soil**	**Soil**
Eurofins Sample No.			**S24-Fe0017527**	**S24-Fe0017528**	**S24-Fe0017529**	**S24-Fe0017530**
Date Sampled			**Feb 05, 2024**	**Feb 05, 2024**	**Feb 05, 2024**	**Feb 05, 2024**
Test/Reference	LOR	Unit				
Total Recoverable Hydrocarbons						
TRH C6-C9	20	mg/kg	< 20	-	< 20	< 20
TRH C10-C14	20	mg/kg	< 20	-	< 20	< 20
TRH C15-C28	50	mg/kg	< 50	-	< 50	160
TRH C29-C36	50	mg/kg	< 50	-	< 50	310
TRH C10-C36 (Total)	50	mg/kg	< 50	-	< 50	470
TRH C6-C10	20	mg/kg	< 20	-	< 20	< 20
TRH C6-C10 less BTEX (F1)[N04]	20	mg/kg	< 20	-	< 20	< 20
TRH >C10-C16	50	mg/kg	< 50	-	< 50	< 50
TRH >C10-C16 less Naphthalene (F2)[N01]	50	mg/kg	< 50	-	< 50	< 50
TRH >C16-C34	100	mg/kg	< 100	-	< 100	390
TRH >C34-C40	100	mg/kg	< 100	-	< 100	260
TRH >C10-C40 (total)*	100	mg/kg	< 100	-	< 100	650
BTEX						
Benzene	0.1	mg/kg	< 0.1	-	< 0.1	< 0.1
Toluene	0.1	mg/kg	< 0.1	-	< 0.1	< 0.1
Ethylbenzene	0.1	mg/kg	< 0.1	-	< 0.1	< 0.1
m&p-Xylenes	0.2	mg/kg	< 0.2	-	< 0.2	< 0.2
o-Xylene	0.1	mg/kg	< 0.1	-	< 0.1	< 0.1
Xylenes - Total*	0.3	mg/kg	< 0.3	-	< 0.3	< 0.3
4-Bromofluorobenzene (surr.)	1	%	100	-	87	96
Total Recoverable Hydrocarbons - 2013 NEPM Fractions						
Naphthalene[N02]	0.5	mg/kg	< 0.5	-	< 0.5	< 0.5
Polycyclic Aromatic Hydrocarbons						
Benzo(a)pyrene TEQ (lower bound) *	0.5	mg/kg	< 0.5	-	< 0.5	< 0.5
Benzo(a)pyrene TEQ (medium bound) *	0.5	mg/kg	0.6	-	0.6	0.6
Benzo(a)pyrene TEQ (upper bound) *	0.5	mg/kg	1.2	-	1.2	1.2
Acenaphthene	0.5	mg/kg	< 0.5	-	< 0.5	< 0.5
Acenaphthylene	0.5	mg/kg	< 0.5	-	< 0.5	< 0.5
Anthracene	0.5	mg/kg	< 0.5	-	< 0.5	< 0.5
Benz(a)anthracene	0.5	mg/kg	< 0.5	-	< 0.5	< 0.5
Benzo(a)pyrene	0.5	mg/kg	< 0.5	-	< 0.5	< 0.5
Benzo(b&j)fluoranthene[N07]	0.5	mg/kg	< 0.5	-	< 0.5	< 0.5
Benzo(g.h.i)perylene	0.5	mg/kg	< 0.5	-	< 0.5	< 0.5
Benzo(k)fluoranthene	0.5	mg/kg	< 0.5	-	< 0.5	< 0.5
Chrysene	0.5	mg/kg	< 0.5	-	< 0.5	< 0.5

Client Sample ID			SB01_0.1-0.2	SB02_0.1-0.2	SB02_0.3-0.4	SB03_0.1-0.2
Sample Matrix			Soil	Soil	Soil	Soil
Eurofins Sample No.			S24-Fe0017527	S24-Fe0017528	S24-Fe0017529	S24-Fe0017530
Date Sampled			Feb 05, 2024	Feb 05, 2024	Feb 05, 2024	Feb 05, 2024
Test/Reference	LOR	Unit				
Polycyclic Aromatic Hydrocarbons						
Dibenz(a.h)anthracene	0.5	mg/kg	< 0.5	-	< 0.5	< 0.5
Fluoranthene	0.5	mg/kg	< 0.5	-	< 0.5	< 0.5
Fluorene	0.5	mg/kg	< 0.5	-	< 0.5	< 0.5
Indeno(1.2.3-cd)pyrene	0.5	mg/kg	< 0.5	-	< 0.5	< 0.5
Naphthalene	0.5	mg/kg	< 0.5	-	< 0.5	< 0.5
Phenanthrene	0.5	mg/kg	< 0.5	-	< 0.5	< 0.5
Pyrene	0.5	mg/kg	< 0.5	-	< 0.5	< 0.5
Total PAH*	0.5	mg/kg	< 0.5	-	< 0.5	< 0.5
2-Fluorobiphenyl (surr.)	1	%	94	-	80	79
p-Terphenyl-d14 (surr.)	1	%	116	-	100	74
Heavy Metals						
Arsenic	2	mg/kg	< 2	-	10	< 2
Cadmium	0.4	mg/kg	< 0.4	-	< 0.4	< 0.4
Chromium	5	mg/kg	59	-	25	58
Copper	5	mg/kg	61	-	8.1	58
Lead	5	mg/kg	< 5	-	13	< 5
Mercury	0.1	mg/kg	< 0.1	-	< 0.1	< 0.1
Nickel	5	mg/kg	200	-	< 5	210
Zinc	5	mg/kg	71	-	8.5	71
Sample Properties						
% Moisture	1	%	4.6	3.7	27	4.6

Client Sample ID			SB04_0.1-0.2	SB04_0.2-0.3	SB05_0.1-0.2	SB06_0-0.1
Sample Matrix			Soil	Soil	Soil	Soil
Eurofins Sample No.			S24-Fe0017531	S24-Fe0017532	S24-Fe0017533	S24-Fe0017534
Date Sampled			Feb 05, 2024	Feb 05, 2024	Feb 05, 2024	Feb 05, 2024
Test/Reference	LOR	Unit				
Total Recoverable Hydrocarbons						
TRH C6-C9	20	mg/kg	-	< 20	< 20	< 20
TRH C10-C14	20	mg/kg	-	< 20	< 20	< 20
TRH C15-C28	50	mg/kg	-	< 50	< 50	< 50
TRH C29-C36	50	mg/kg	-	< 50	72	< 50
TRH C10-C36 (Total)	50	mg/kg	-	< 50	72	< 50
TRH C6-C10	20	mg/kg	-	< 20	< 20	< 20
TRH C6-C10 less BTEX (F1)[N04]	20	mg/kg	-	< 20	< 20	< 20
TRH >C10-C16	50	mg/kg	-	< 50	< 50	< 50
TRH >C10-C16 less Naphthalene (F2)[N01]	50	mg/kg	-	< 50	< 50	< 50
TRH >C16-C34	100	mg/kg	-	< 100	< 100	< 100
TRH >C34-C40	100	mg/kg	-	< 100	100	< 100
TRH >C10-C40 (total)*	100	mg/kg	-	< 100	100	< 100
BTEX						
Benzene	0.1	mg/kg	-	< 0.1	< 0.1	< 0.1
Toluene	0.1	mg/kg	-	< 0.1	< 0.1	< 0.1
Ethylbenzene	0.1	mg/kg	-	< 0.1	< 0.1	< 0.1
m&p-Xylenes	0.2	mg/kg	-	< 0.2	< 0.2	< 0.2
o-Xylene	0.1	mg/kg	-	< 0.1	< 0.1	< 0.1
Xylenes - Total*	0.3	mg/kg	-	< 0.3	< 0.3	< 0.3
4-Bromofluorobenzene (surr.)	1	%	-	94	92	97

Client Sample ID			SB04_0.1-0.2	SB04_0.2-0.3	SB05_0.1-0.2	SB06_0-0.1
Sample Matrix			Soil	Soil	Soil	Soil
Eurofins Sample No.			S24-Fe0017531	S24-Fe0017532	S24-Fe0017533	S24-Fe0017534
Date Sampled			Feb 05, 2024	Feb 05, 2024	Feb 05, 2024	Feb 05, 2024
Test/Reference	LOR	Unit				
Total Recoverable Hydrocarbons - 2013 NEPM Fractions						
Naphthalene[N02]	0.5	mg/kg	-	< 0.5	< 0.5	< 0.5
Polycyclic Aromatic Hydrocarbons						
Benzo(a)pyrene TEQ (lower bound) *	0.5	mg/kg	-	< 0.5	< 0.5	< 0.5
Benzo(a)pyrene TEQ (medium bound) *	0.5	mg/kg	-	0.6	0.6	0.6
Benzo(a)pyrene TEQ (upper bound) *	0.5	mg/kg	-	1.2	1.2	1.2
Acenaphthene	0.5	mg/kg	-	< 0.5	< 0.5	< 0.5
Acenaphthylene	0.5	mg/kg	-	< 0.5	< 0.5	< 0.5
Anthracene	0.5	mg/kg	-	< 0.5	< 0.5	< 0.5
Benz(a)anthracene	0.5	mg/kg	-	< 0.5	< 0.5	< 0.5
Benzo(a)pyrene	0.5	mg/kg	-	< 0.5	< 0.5	< 0.5
Benzo(b&j)fluoranthene[N07]	0.5	mg/kg	-	< 0.5	< 0.5	< 0.5
Benzo(g.h.i)perylene	0.5	mg/kg	-	< 0.5	< 0.5	< 0.5
Benzo(k)fluoranthene	0.5	mg/kg	-	< 0.5	< 0.5	< 0.5
Chrysene	0.5	mg/kg	-	< 0.5	< 0.5	< 0.5
Dibenz(a.h)anthracene	0.5	mg/kg	-	< 0.5	< 0.5	< 0.5
Fluoranthene	0.5	mg/kg	-	< 0.5	< 0.5	< 0.5
Fluorene	0.5	mg/kg	-	< 0.5	< 0.5	< 0.5
Indeno(1.2.3-cd)pyrene	0.5	mg/kg	-	< 0.5	< 0.5	< 0.5
Naphthalene	0.5	mg/kg	-	< 0.5	< 0.5	< 0.5
Phenanthrene	0.5	mg/kg	-	< 0.5	< 0.5	< 0.5
Pyrene	0.5	mg/kg	-	< 0.5	< 0.5	< 0.5
Total PAH*	0.5	mg/kg	-	< 0.5	< 0.5	< 0.5
2-Fluorobiphenyl (surr.)	1	%	-	83	95	86
p-Terphenyl-d14 (surr.)	1	%	-	101	113	108
Heavy Metals						
Arsenic	2	mg/kg	-	12	< 2	22
Cadmium	0.4	mg/kg	-	< 0.4	< 0.4	< 0.4
Chromium	5	mg/kg	-	24	5.8	29
Copper	5	mg/kg	-	11	16	7.8
Lead	5	mg/kg	-	9.6	7.3	26
Mercury	0.1	mg/kg	-	< 0.1	< 0.1	< 0.1
Nickel	5	mg/kg	-	5.4	< 5	6.0
Zinc	5	mg/kg	-	8.3	21	25
Sample Properties						
% Moisture	1	%	2.5	16	< 1	4.8
Perfluoroalkyl carboxylic acids (PFCAs)						
Perfluorobutanoic acid (PFBA)[N11]	5	ug/kg	-	-	-	< 5
Perfluoropentanoic acid (PFPeA)[N11]	5	ug/kg	-	-	-	< 5
Perfluorohexanoic acid (PFHxA)[N11]	5	ug/kg	-	-	-	< 5
Perfluoroheptanoic acid (PFHpA)[N11]	5	ug/kg	-	-	-	< 5
Perfluorooctanoic acid (PFOA)[N11]	5	ug/kg	-	-	-	< 5
Perfluorononanoic acid (PFNA)[N11]	5	ug/kg	-	-	-	< 5
Perfluorodecanoic acid (PFDA)[N11]	5	ug/kg	-	-	-	< 5
Perfluoroundecanoic acid (PFUnDA)[N11]	5	ug/kg	-	-	-	< 5
Perfluorododecanoic acid (PFDoDA)[N11]	5	ug/kg	-	-	-	< 5
Perfluorotridecanoic acid (PFTrDA)[N15]	5	ug/kg	-	-	-	< 5
Perfluorotetradecanoic acid (PFTeDA)[N11]	5	ug/kg	-	-	-	< 5
13C4-PFBA (surr.)	1	%	-	-	-	85
13C5-PFPeA (surr.)	1	%	-	-	-	94

Client Sample ID			SB04_0.1-0.2	SB04_0.2-0.3	SB05_0.1-0.2	SB06_0-0.1
Sample Matrix			Soil	Soil	Soil	Soil
Eurofins Sample No.			S24-Fe0017531	S24-Fe0017532	S24-Fe0017533	S24-Fe0017534
Date Sampled			Feb 05, 2024	Feb 05, 2024	Feb 05, 2024	Feb 05, 2024
Test/Reference	LOR	Unit				
Perfluoroalkyl carboxylic acids (PFCAs)						
13C5-PFHxA (surr.)	1	%	-	-	-	101
13C4-PFHpA (surr.)	1	%	-	-	-	93
13C8-PFOA (surr.)	1	%	-	-	-	107
13C5-PFNA (surr.)	1	%	-	-	-	100
13C6-PFDA (surr.)	1	%	-	-	-	132
13C2-PFUnDA (surr.)	1	%	-	-	-	119
13C2-PFDoDA (surr.)	1	%	-	-	-	121
13C2-PFTeDA (surr.)	1	%	-	-	-	140
Perfluoroalkyl sulfonamido substances						
Perfluorooctane sulfonamide (FOSA)[N11]	5	ug/kg	-	-	-	< 5
N-methylperfluoro-1-octane sulfonamide (N-MeFOSA)[N11]	5	ug/kg	-	-	-	< 5
N-ethylperfluoro-1-octane sulfonamide (N-EtFOSA)[N11]	5	ug/kg	-	-	-	< 5
2-(N-methylperfluoro-1-octane sulfonamido)-ethanol(N-MeFOSE)[N11]	5	ug/kg	-	-	-	< 5
2-(N-ethylperfluoro-1-octane sulfonamido)-ethanol(N-EtFOSE)[N11]	5	ug/kg	-	-	-	< 5
N-ethyl-perfluorooctanesulfonamidoacetic acid (N-EtFOSAA)[N11]	10	ug/kg	-	-	-	< 10
N-methyl-perfluorooctanesulfonamidoacetic acid (N-MeFOSAA)[N11]	10	ug/kg	-	-	-	< 10
13C8-FOSA (surr.)	1	%	-	-	-	133
D3-N-MeFOSA (surr.)	1	%	-	-	-	119
D5-N-EtFOSA (surr.)	1	%	-	-	-	123
D7-N-MeFOSE (surr.)	1	%	-	-	-	110
D9-N-EtFOSE (surr.)	1	%	-	-	-	106
D5-N-EtFOSAA (surr.)	1	%	-	-	-	119
D3-N-MeFOSAA (surr.)	1	%	-	-	-	105
Perfluoroalkyl sulfonic acids (PFSAs)						
Perfluorobutanesulfonic acid (PFBS)[N11]	5	ug/kg	-	-	-	< 5
Perfluorononanesulfonic acid (PFNS)[N15]	5	ug/kg	-	-	-	< 5
Perfluoropropanesulfonic acid (PFPrS)[N15]	5	ug/kg	-	-	-	< 5
Perfluoropentanesulfonic acid (PFPeS)[N15]	5	ug/kg	-	-	-	< 5
Perfluorohexanesulfonic acid (PFHxS)[N11]	5	ug/kg	-	-	-	< 5
Perfluoroheptanesulfonic acid (PFHpS)[N15]	5	ug/kg	-	-	-	< 5
Perfluorooctanesulfonic acid (PFOS)[N11]	5	ug/kg	-	-	-	< 5
Perfluorodecanesulfonic acid (PFDS)[N15]	5	ug/kg	-	-	-	< 5
13C3-PFBS (surr.)	1	%	-	-	-	112
18O2-PFHxS (surr.)	1	%	-	-	-	115
13C8-PFOS (surr.)	1	%	-	-	-	127
n:2 Fluorotelomer sulfonic acids (n:2 FTSAs)						
1H.1H.2H.2H-perfluorohexanesulfonic acid (4:2 FTSA)[N11]	5	ug/kg	-	-	-	< 5
1H.1H.2H.2H-perfluorooctanesulfonic acid(6:2 FTSA)[N11]	10	ug/kg	-	-	-	< 10
1H.1H.2H.2H-perfluorodecanesulfonic acid (8:2 FTSA)[N11]	5	ug/kg	-	-	-	< 5
1H.1H.2H.2H-perfluorododecanesulfonic acid (10:2 FTSA)[N11]	5	ug/kg	-	-	-	< 5
13C2-4:2 FTSA (surr.)	1	%	-	-	-	152
13C2-6:2 FTSA (surr.)	1	%	-	-	-	99
13C2-8:2 FTSA (surr.)	1	%	-	-	-	116
13C2-10:2 FTSA (surr.)	1	%	-	-	-	112

Client Sample ID			SB04_0.1-0.2	SB04_0.2-0.3	SB05_0.1-0.2	SB06_0-0.1
Sample Matrix			Soil	Soil	Soil	Soil
Eurofins Sample No.			S24-Fe0017531	S24-Fe0017532	S24-Fe0017533	S24-Fe0017534
Date Sampled			Feb 05, 2024	Feb 05, 2024	Feb 05, 2024	Feb 05, 2024
Test/Reference	LOR	Unit				
PFASs Summations						
Sum (PFHxS + PFOS)*	5	ug/kg	-	-	-	< 5
Sum of US EPA PFAS (PFOS + PFOA)*	5	ug/kg	-	-	-	< 5
Sum of enHealth PFAS (PFHxS + PFOS + PFOA)*	5	ug/kg	-	-	-	< 5
Sum of WA DWER PFAS (n=10)*	10	ug/kg	-	-	-	< 10
Sum of PFASs (n=30)*	50	ug/kg	-	-	-	< 50

Client Sample ID			SB07_0-0.1	SB08_0.25-0.3	SB08_0.3-0.4	SB09_0.1-0.2
Sample Matrix			Soil	Soil	Soil	Soil
Eurofins Sample No.			S24-Fe0017535	S24-Fe0017536	S24-Fe0017537	S24-Fe0017538
Date Sampled			Feb 05, 2024	Feb 05, 2024	Feb 05, 2024	Feb 05, 2024
Test/Reference	LOR	Unit				
Total Recoverable Hydrocarbons						
TRH C6-C9	20	mg/kg	< 20	-	< 20	< 20
TRH C10-C14	20	mg/kg	< 20	-	< 20	< 20
TRH C15-C28	50	mg/kg	< 50	-	< 50	< 50
TRH C29-C36	50	mg/kg	< 50	-	< 50	< 50
TRH C10-C36 (Total)	50	mg/kg	< 50	-	< 50	< 50
TRH C6-C10	20	mg/kg	< 20	-	< 20	< 20
TRH C6-C10 less BTEX (F1)[N04]	20	mg/kg	< 20	-	< 20	< 20
TRH >C10-C16	50	mg/kg	< 50	-	< 50	< 50
TRH >C10-C16 less Naphthalene (F2)[N01]	50	mg/kg	< 50	-	< 50	< 50
TRH >C16-C34	100	mg/kg	< 100	-	< 100	< 100
TRH >C34-C40	100	mg/kg	< 100	-	< 100	< 100
TRH >C10-C40 (total)*	100	mg/kg	< 100	-	< 100	< 100
BTEX						
Benzene	0.1	mg/kg	< 0.1	-	< 0.1	< 0.1
Toluene	0.1	mg/kg	< 0.1	-	< 0.1	< 0.1
Ethylbenzene	0.1	mg/kg	< 0.1	-	< 0.1	< 0.1
m&p-Xylenes	0.2	mg/kg	< 0.2	-	< 0.2	< 0.2
o-Xylene	0.1	mg/kg	< 0.1	-	< 0.1	< 0.1
Xylenes - Total*	0.3	mg/kg	< 0.3	-	< 0.3	< 0.3
4-Bromofluorobenzene (surr.)	1	%	90	-	102	89
Total Recoverable Hydrocarbons - 2013 NEPM Fractions						
Naphthalene[N02]	0.5	mg/kg	< 0.5	-	< 0.5	< 0.5
Polycyclic Aromatic Hydrocarbons						
Benzo(a)pyrene TEQ (lower bound) *	0.5	mg/kg	< 0.5	-	< 0.5	< 0.5
Benzo(a)pyrene TEQ (medium bound) *	0.5	mg/kg	0.6	-	0.6	0.6
Benzo(a)pyrene TEQ (upper bound) *	0.5	mg/kg	1.2	-	1.2	1.2
Acenaphthene	0.5	mg/kg	< 0.5	-	< 0.5	< 0.5
Acenaphthylene	0.5	mg/kg	< 0.5	-	< 0.5	< 0.5
Anthracene	0.5	mg/kg	< 0.5	-	< 0.5	< 0.5
Benz(a)anthracene	0.5	mg/kg	< 0.5	-	< 0.5	< 0.5
Benzo(a)pyrene	0.5	mg/kg	< 0.5	-	< 0.5	< 0.5
Benzo(b&j)fluoranthene[N07]	0.5	mg/kg	< 0.5	-	< 0.5	< 0.5
Benzo(g.h.i)perylene	0.5	mg/kg	< 0.5	-	< 0.5	< 0.5
Benzo(k)fluoranthene	0.5	mg/kg	< 0.5	-	< 0.5	< 0.5
Chrysene	0.5	mg/kg	< 0.5	-	< 0.5	< 0.5
Dibenz(a.h)anthracene	0.5	mg/kg	< 0.5	-	< 0.5	< 0.5

Client Sample ID			SB07_0-0.1	SB08_0.25-0.3	SB08_0.3-0.4	SB09_0.1-0.2
Sample Matrix			Soil	Soil	Soil	Soil
Eurofins Sample No.			S24-Fe0017535	S24-Fe0017536	S24-Fe0017537	S24-Fe0017538
Date Sampled			Feb 05, 2024	Feb 05, 2024	Feb 05, 2024	Feb 05, 2024
Test/Reference	LOR	Unit				
Polycyclic Aromatic Hydrocarbons						
Fluoranthene	0.5	mg/kg	< 0.5	-	< 0.5	< 0.5
Fluorene	0.5	mg/kg	< 0.5	-	< 0.5	< 0.5
Indeno(1.2.3-cd)pyrene	0.5	mg/kg	< 0.5	-	< 0.5	< 0.5
Naphthalene	0.5	mg/kg	< 0.5	-	< 0.5	< 0.5
Phenanthrene	0.5	mg/kg	< 0.5	-	< 0.5	< 0.5
Pyrene	0.5	mg/kg	< 0.5	-	< 0.5	< 0.5
Total PAH*	0.5	mg/kg	< 0.5	-	< 0.5	< 0.5
2-Fluorobiphenyl (surr.)	1	%	80	-	82	80
p-Terphenyl-d14 (surr.)	1	%	103	-	107	106
Heavy Metals						
Arsenic	2	mg/kg	18	-	21	< 2
Cadmium	0.4	mg/kg	< 0.4	-	< 0.4	< 0.4
Chromium	5	mg/kg	25	-	30	6.9
Copper	5	mg/kg	10	-	18	18
Lead	5	mg/kg	22	-	22	< 5
Mercury	0.1	mg/kg	< 0.1	-	< 0.1	< 0.1
Nickel	5	mg/kg	8.9	-	< 5	8.5
Zinc	5	mg/kg	30	-	13	6.9
Sample Properties						
% Moisture	1	%	8.9	9.5	20	11
Perfluoroalkyl carboxylic acids (PFCAs)						
Perfluorobutanoic acid (PFBA)[N11]	5	ug/kg	< 5	-	-	-
Perfluoropentanoic acid (PFPeA)[N11]	5	ug/kg	< 5	-	-	-
Perfluorohexanoic acid (PFHxA)[N11]	5	ug/kg	< 5	-	-	-
Perfluoroheptanoic acid (PFHpA)[N11]	5	ug/kg	< 5	-	-	-
Perfluorooctanoic acid (PFOA)[N11]	5	ug/kg	< 5	-	-	-
Perfluorononanoic acid (PFNA)[N11]	5	ug/kg	< 5	-	-	-
Perfluorodecanoic acid (PFDA)[N11]	5	ug/kg	< 5	-	-	-
Perfluoroundecanoic acid (PFUnDA)[N11]	5	ug/kg	< 5	-	-	-
Perfluorododecanoic acid (PFDoDA)[N11]	5	ug/kg	< 5	-	-	-
Perfluorotridecanoic acid (PFTrDA)[N15]	5	ug/kg	< 5	-	-	-
Perfluorotetradecanoic acid (PFTeDA)[N11]	5	ug/kg	< 5	-	-	-
13C4-PFBA (surr.)	1	%	84	-	-	-
13C5-PFPeA (surr.)	1	%	99	-	-	-
13C5-PFHxA (surr.)	1	%	113	-	-	-
13C4-PFHpA (surr.)	1	%	96	-	-	-
13C8-PFOA (surr.)	1	%	101	-	-	-
13C5-PFNA (surr.)	1	%	97	-	-	-
13C6-PFDA (surr.)	1	%	103	-	-	-
13C2-PFUnDA (surr.)	1	%	120	-	-	-
13C2-PFDoDA (surr.)	1	%	111	-	-	-
13C2-PFTeDA (surr.)	1	%	130	-	-	-
Perfluoroalkyl sulfonamido substances						
Perfluorooctane sulfonamide (FOSA)[N11]	5	ug/kg	< 5	-	-	-
N-methylperfluoro-1-octane sulfonamide (N-MeFOSA)[N11]	5	ug/kg	< 5	-	-	-
N-ethylperfluoro-1-octane sulfonamide (N-EtFOSA)[N11]	5	ug/kg	< 5	-	-	-
2-(N-methylperfluoro-1-octane sulfonamido)-ethanol(N-MeFOSE)[N11]	5	ug/kg	< 5	-	-	-

Client Sample ID			SB07_0-0.1	SB08_0.25-0.3	SB08_0.3-0.4	SB09_0.1-0.2
Sample Matrix			Soil	Soil	Soil	Soil
Eurofins Sample No.			S24-Fe0017535	S24-Fe0017536	S24-Fe0017537	S24-Fe0017538
Date Sampled			Feb 05, 2024	Feb 05, 2024	Feb 05, 2024	Feb 05, 2024
Test/Reference	LOR	Unit				
Perfluoroalkyl sulfonamido substances						
2-(N-ethylperfluoro-1-octane sulfonamido)-ethanol(N-EtFOSE)[N11]	5	ug/kg	< 5	-	-	-
N-ethyl-perfluorooctanesulfonamidoacetic acid (N-EtFOSAA)[N11]	10	ug/kg	< 10	-	-	-
N-methyl-perfluorooctanesulfonamidoacetic acid (N-MeFOSAA)[N11]	10	ug/kg	< 10	-	-	-
13C8-FOSA (surr.)	1	%	115	-	-	-
D3-N-MeFOSA (surr.)	1	%	113	-	-	-
D5-N-EtFOSA (surr.)	1	%	147	-	-	-
D7-N-MeFOSE (surr.)	1	%	98	-	-	-
D9-N-EtFOSE (surr.)	1	%	98	-	-	-
D5-N-EtFOSAA (surr.)	1	%	116	-	-	-
D3-N-MeFOSAA (surr.)	1	%	112	-	-	-
Perfluoroalkyl sulfonic acids (PFSAs)						
Perfluorobutanesulfonic acid (PFBS)[N11]	5	ug/kg	< 5	-	-	-
Perfluorononanesulfonic acid (PFNS)[N15]	5	ug/kg	< 5	-	-	-
Perfluoropropanesulfonic acid (PFPrS)[N15]	5	ug/kg	< 5	-	-	-
Perfluoropentanesulfonic acid (PFPeS)[N15]	5	ug/kg	< 5	-	-	-
Perfluorohexanesulfonic acid (PFHxS)[N11]	5	ug/kg	< 5	-	-	-
Perfluoroheptanesulfonic acid (PFHpS)[N15]	5	ug/kg	< 5	-	-	-
Perfluorooctanesulfonic acid (PFOS)[N11]	5	ug/kg	< 5	-	-	-
Perfluorodecanesulfonic acid (PFDS)[N15]	5	ug/kg	< 5	-	-	-
13C3-PFBS (surr.)	1	%	106	-	-	-
18O2-PFHxS (surr.)	1	%	116	-	-	-
13C8-PFOS (surr.)	1	%	119	-	-	-
n:2 Fluorotelomer sulfonic acids (n:2 FTSAs)						
1H.1H.2H.2H-perfluorohexanesulfonic acid (4:2 FTSA)[N11]	5	ug/kg	< 5	-	-	-
1H.1H.2H.2H-perfluorooctanesulfonic acid(6:2 FTSA)[N11]	10	ug/kg	< 10	-	-	-
1H.1H.2H.2H-perfluorodecanesulfonic acid (8:2 FTSA)[N11]	5	ug/kg	< 5	-	-	-
1H.1H.2H.2H-perfluorododecanesulfonic acid (10:2 FTSA)[N11]	5	ug/kg	< 5	-	-	-
13C2-4:2 FTSA (surr.)	1	%	152	-	-	-
13C2-6:2 FTSA (surr.)	1	%	81	-	-	-
13C2-8:2 FTSA (surr.)	1	%	112	-	-	-
13C2-10:2 FTSA (surr.)	1	%	129	-	-	-
PFASs Summations						
Sum (PFHxS + PFOS)*	5	ug/kg	< 5	-	-	-
Sum of US EPA PFAS (PFOS + PFOA)*	5	ug/kg	< 5	-	-	-
Sum of enHealth PFAS (PFHxS + PFOS + PFOA)*	5	ug/kg	< 5	-	-	-
Sum of WA DWER PFAS (n=10)*	10	ug/kg	< 10	-	-	-
Sum of PFASs (n=30)*	50	ug/kg	< 50	-	-	-

Client Sample ID			SB10_0.2-0.3	SB10_0.5-0.6	SB11_0.2-0.3	SB11_0.8-0.9
Sample Matrix			Soil	Soil	Soil	Soil
Eurofins Sample No.			S24-Fe0017539	S24-Fe0017540	S24-Fe0017541	S24-Fe0017542
Date Sampled			Feb 05, 2024	Feb 05, 2024	Feb 05, 2024	Feb 05, 2024
Test/Reference	LOR	Unit				
Total Recoverable Hydrocarbons						
TRH C6-C9	20	mg/kg	-	< 20	-	< 20
TRH C10-C14	20	mg/kg	-	< 20	-	< 20
TRH C15-C28	50	mg/kg	-	< 50	-	< 50
TRH C29-C36	50	mg/kg	-	< 50	-	< 50
TRH C10-C36 (Total)	50	mg/kg	-	< 50	-	< 50
TRH C6-C10	20	mg/kg	-	< 20	-	< 20
TRH C6-C10 less BTEX (F1)[N04]	20	mg/kg	-	< 20	-	< 20
TRH >C10-C16	50	mg/kg	-	< 50	-	< 50
TRH >C10-C16 less Naphthalene (F2)[N01]	50	mg/kg	-	< 50	-	< 50
TRH >C16-C34	100	mg/kg	-	< 100	-	< 100
TRH >C34-C40	100	mg/kg	-	< 100	-	< 100
TRH >C10-C40 (total)*	100	mg/kg	-	< 100	-	< 100
BTEX						
Benzene	0.1	mg/kg	-	< 0.1	-	< 0.1
Toluene	0.1	mg/kg	-	< 0.1	-	< 0.1
Ethylbenzene	0.1	mg/kg	-	< 0.1	-	< 0.1
m&p-Xylenes	0.2	mg/kg	-	< 0.2	-	< 0.2
o-Xylene	0.1	mg/kg	-	< 0.1	-	< 0.1
Xylenes - Total*	0.3	mg/kg	-	< 0.3	-	< 0.3
4-Bromofluorobenzene (surr.)	1	%	-	73	-	83
Total Recoverable Hydrocarbons - 2013 NEPM Fractions						
Naphthalene[N02]	0.5	mg/kg	-	< 0.5	-	< 0.5
Polycyclic Aromatic Hydrocarbons						
Benzo(a)pyrene TEQ (lower bound) *	0.5	mg/kg	-	< 0.5	-	< 0.5
Benzo(a)pyrene TEQ (medium bound) *	0.5	mg/kg	-	0.6	-	0.6
Benzo(a)pyrene TEQ (upper bound) *	0.5	mg/kg	-	1.2	-	1.2
Acenaphthene	0.5	mg/kg	-	< 0.5	-	< 0.5
Acenaphthylene	0.5	mg/kg	-	< 0.5	-	< 0.5
Anthracene	0.5	mg/kg	-	< 0.5	-	< 0.5
Benz(a)anthracene	0.5	mg/kg	-	< 0.5	-	< 0.5
Benzo(a)pyrene	0.5	mg/kg	-	< 0.5	-	< 0.5
Benzo(b&j)fluoranthene[N07]	0.5	mg/kg	-	< 0.5	-	< 0.5
Benzo(g.h.i)perylene	0.5	mg/kg	-	< 0.5	-	< 0.5
Benzo(k)fluoranthene	0.5	mg/kg	-	< 0.5	-	< 0.5
Chrysene	0.5	mg/kg	-	< 0.5	-	< 0.5
Dibenz(a.h)anthracene	0.5	mg/kg	-	< 0.5	-	< 0.5
Fluoranthene	0.5	mg/kg	-	< 0.5	-	< 0.5
Fluorene	0.5	mg/kg	-	< 0.5	-	< 0.5
Indeno(1.2.3-cd)pyrene	0.5	mg/kg	-	< 0.5	-	< 0.5
Naphthalene	0.5	mg/kg	-	< 0.5	-	< 0.5
Phenanthrene	0.5	mg/kg	-	< 0.5	-	< 0.5
Pyrene	0.5	mg/kg	-	< 0.5	-	< 0.5
Total PAH*	0.5	mg/kg	-	< 0.5	-	< 0.5
2-Fluorobiphenyl (surr.)	1	%	-	86	-	88
p-Terphenyl-d14 (surr.)	1	%	-	110	-	113

Client Sample ID			SB10_0.2-0.3	SB10_0.5-0.6	SB11_0.2-0.3	SB11_0.8-0.9
Sample Matrix			Soil	Soil	Soil	Soil
Eurofins Sample No.			S24-Fe0017539	S24-Fe0017540	S24-Fe0017541	S24-Fe0017542
Date Sampled			Feb 05, 2024	Feb 05, 2024	Feb 05, 2024	Feb 05, 2024
Test/Reference	LOR	Unit				
Heavy Metals						
Arsenic	2	mg/kg	-	3.7	-	17
Cadmium	0.4	mg/kg	-	< 0.4	-	< 0.4
Chromium	5	mg/kg	-	9.6	-	7.5
Copper	5	mg/kg	-	16	-	36
Lead	5	mg/kg	-	7.6	-	18
Mercury	0.1	mg/kg	-	< 0.1	-	< 0.1
Nickel	5	mg/kg	-	20	-	19
Zinc	5	mg/kg	-	78	-	83
Sample Properties						
% Moisture	1	%	13	16	11	5.7

Client Sample ID			SB12_0.2-0.3	SB12_0.4-0.5	SB13_0.2-0.3	SB14_0.2-0.3
Sample Matrix			Soil	Soil	Soil	Soil
Eurofins Sample No.			S24-Fe0017543	S24-Fe0017544	S24-Fe0017545	S24-Fe0017546
Date Sampled			Feb 05, 2024	Feb 05, 2024	Feb 05, 2024	Feb 05, 2024
Test/Reference	LOR	Unit				
Total Recoverable Hydrocarbons						
TRH C6-C9	20	mg/kg	-	< 20	< 20	< 20
TRH C10-C14	20	mg/kg	-	< 20	< 20	< 20
TRH C15-C28	50	mg/kg	-	< 50	< 50	< 50
TRH C29-C36	50	mg/kg	-	< 50	< 50	< 50
TRH C10-C36 (Total)	50	mg/kg	-	< 50	< 50	< 50
TRH C6-C10	20	mg/kg	-	< 20	< 20	< 20
TRH C6-C10 less BTEX (F1)[N04]	20	mg/kg	-	< 20	< 20	< 20
TRH >C10-C16	50	mg/kg	-	< 50	< 50	< 50
TRH >C10-C16 less Naphthalene (F2)[N01]	50	mg/kg	-	< 50	< 50	< 50
TRH >C16-C34	100	mg/kg	-	< 100	< 100	< 100
TRH >C34-C40	100	mg/kg	-	< 100	< 100	< 100
TRH >C10-C40 (total)*	100	mg/kg	-	< 100	< 100	< 100
BTEX						
Benzene	0.1	mg/kg	-	< 0.1	< 0.1	< 0.1
Toluene	0.1	mg/kg	-	< 0.1	< 0.1	< 0.1
Ethylbenzene	0.1	mg/kg	-	< 0.1	< 0.1	< 0.1
m&p-Xylenes	0.2	mg/kg	-	< 0.2	< 0.2	< 0.2
o-Xylene	0.1	mg/kg	-	< 0.1	< 0.1	< 0.1
Xylenes - Total*	0.3	mg/kg	-	< 0.3	< 0.3	< 0.3
4-Bromofluorobenzene (surr.)	1	%	-	90	94	95
Total Recoverable Hydrocarbons - 2013 NEPM Fractions						
Naphthalene[N02]	0.5	mg/kg	-	< 0.5	< 0.5	< 0.5
Polycyclic Aromatic Hydrocarbons						
Benzo(a)pyrene TEQ (lower bound) *	0.5	mg/kg	-	< 0.5	< 0.5	< 0.5
Benzo(a)pyrene TEQ (medium bound) *	0.5	mg/kg	-	0.6	0.6	0.6
Benzo(a)pyrene TEQ (upper bound) *	0.5	mg/kg	-	1.2	1.2	1.2
Acenaphthene	0.5	mg/kg	-	< 0.5	< 0.5	< 0.5
Acenaphthylene	0.5	mg/kg	-	< 0.5	< 0.5	< 0.5
Anthracene	0.5	mg/kg	-	< 0.5	< 0.5	< 0.5
Benz(a)anthracene	0.5	mg/kg	-	< 0.5	< 0.5	< 0.5
Benzo(a)pyrene	0.5	mg/kg	-	< 0.5	< 0.5	< 0.5

Client Sample ID			SB12_0.2-0.3	SB12_0.4-0.5	SB13_0.2-0.3	SB14_0.2-0.3
Sample Matrix			Soil	Soil	Soil	Soil
Eurofins Sample No.			S24-Fe0017543	S24-Fe0017544	S24-Fe0017545	S24-Fe0017546
Date Sampled			Feb 05, 2024	Feb 05, 2024	Feb 05, 2024	Feb 05, 2024
Test/Reference	LOR	Unit				
Polycyclic Aromatic Hydrocarbons						
Benzo(b&j)fluoranthene[N07]	0.5	mg/kg	-	< 0.5	< 0.5	< 0.5
Benzo(g.h.i)perylene	0.5	mg/kg	-	< 0.5	< 0.5	< 0.5
Benzo(k)fluoranthene	0.5	mg/kg	-	< 0.5	< 0.5	< 0.5
Chrysene	0.5	mg/kg	-	< 0.5	< 0.5	< 0.5
Dibenz(a.h)anthracene	0.5	mg/kg	-	< 0.5	< 0.5	< 0.5
Fluoranthene	0.5	mg/kg	-	< 0.5	< 0.5	< 0.5
Fluorene	0.5	mg/kg	-	< 0.5	< 0.5	< 0.5
Indeno(1.2.3-cd)pyrene	0.5	mg/kg	-	< 0.5	< 0.5	< 0.5
Naphthalene	0.5	mg/kg	-	< 0.5	< 0.5	< 0.5
Phenanthrene	0.5	mg/kg	-	< 0.5	< 0.5	< 0.5
Pyrene	0.5	mg/kg	-	< 0.5	< 0.5	< 0.5
Total PAH*	0.5	mg/kg	-	< 0.5	< 0.5	< 0.5
2-Fluorobiphenyl (surr.)	1	%	-	84	87	76
p-Terphenyl-d14 (surr.)	1	%	-	109	115	91
Heavy Metals						
Arsenic	2	mg/kg	-	9.3	11	< 2
Cadmium	0.4	mg/kg	-	< 0.4	< 0.4	< 0.4
Chromium	5	mg/kg	-	7.4	10	72
Copper	5	mg/kg	-	30	34	49
Lead	5	mg/kg	-	14	19	< 5
Mercury	0.1	mg/kg	-	< 0.1	< 0.1	< 0.1
Nickel	5	mg/kg	-	< 5	22	210
Zinc	5	mg/kg	-	26	78	72
Sample Properties						
% Moisture	1	%	6.2	17	11	11
Perfluoroalkyl carboxylic acids (PFCAs)						
Perfluorobutanoic acid (PFBA)[N11]	5	ug/kg	-	-	< 5	-
Perfluoropentanoic acid (PFPeA)[N11]	5	ug/kg	-	-	< 5	-
Perfluorohexanoic acid (PFHxA)[N11]	5	ug/kg	-	-	< 5	-
Perfluoroheptanoic acid (PFHpA)[N11]	5	ug/kg	-	-	< 5	-
Perfluorooctanoic acid (PFOA)[N11]	5	ug/kg	-	-	< 5	-
Perfluorononanoic acid (PFNA)[N11]	5	ug/kg	-	-	< 5	-
Perfluorodecanoic acid (PFDA)[N11]	5	ug/kg	-	-	< 5	-
Perfluoroundecanoic acid (PFUnDA)[N11]	5	ug/kg	-	-	< 5	-
Perfluorododecanoic acid (PFDoDA)[N11]	5	ug/kg	-	-	< 5	-
Perfluorotridecanoic acid (PFTrDA)[N15]	5	ug/kg	-	-	< 5	-
Perfluorotetradecanoic acid (PFTeDA)[N11]	5	ug/kg	-	-	< 5	-
13C4-PFBA (surr.)	1	%	-	-	89	-
13C5-PFPeA (surr.)	1	%	-	-	95	-
13C5-PFHxA (surr.)	1	%	-	-	90	-
13C4-PFHpA (surr.)	1	%	-	-	92	-
13C8-PFOA (surr.)	1	%	-	-	94	-
13C5-PFNA (surr.)	1	%	-	-	101	-
13C6-PFDA (surr.)	1	%	-	-	109	-
13C2-PFUnDA (surr.)	1	%	-	-	116	-
13C2-PFDoDA (surr.)	1	%	-	-	111	-
13C2-PFTeDA (surr.)	1	%	-	-	123	-

Client Sample ID			SB12_0.2-0.3	SB12_0.4-0.5	SB13_0.2-0.3	SB14_0.2-0.3
Sample Matrix			Soil	Soil	Soil	Soil
Eurofins Sample No.			S24-Fe0017543	S24-Fe0017544	S24-Fe0017545	S24-Fe0017546
Date Sampled			Feb 05, 2024	Feb 05, 2024	Feb 05, 2024	Feb 05, 2024
Test/Reference	LOR	Unit				
Perfluoroalkyl sulfonamido substances						
Perfluorooctane sulfonamide (FOSA)[N11]	5	ug/kg	-	-	< 5	-
N-methylperfluoro-1-octane sulfonamide (N-MeFOSA)[N11]	5	ug/kg	-	-	< 5	-
N-ethylperfluoro-1-octane sulfonamide (N-EtFOSA)[N11]	5	ug/kg	-	-	< 5	-
2-(N-methylperfluoro-1-octane sulfonamido)-ethanol(N-MeFOSE)[N11]	5	ug/kg	-	-	< 5	-
2-(N-ethylperfluoro-1-octane sulfonamido)-ethanol(N-EtFOSE)[N11]	5	ug/kg	-	-	< 5	-
N-ethyl-perfluorooctanesulfonamidoacetic acid (N-EtFOSAA)[N11]	10	ug/kg	-	-	< 10	-
N-methyl-perfluorooctanesulfonamidoacetic acid (N-MeFOSAA)[N11]	10	ug/kg	-	-	< 10	-
13C8-FOSA (surr.)	1	%	-	-	129	-
D3-N-MeFOSA (surr.)	1	%	-	-	116	-
D5-N-EtFOSA (surr.)	1	%	-	-	127	-
D7-N-MeFOSE (surr.)	1	%	-	-	106	-
D9-N-EtFOSE (surr.)	1	%	-	-	108	-
D5-N-EtFOSAA (surr.)	1	%	-	-	103	-
D3-N-MeFOSAA (surr.)	1	%	-	-	122	-
Perfluoroalkyl sulfonic acids (PFSAs)						
Perfluorobutanesulfonic acid (PFBS)[N11]	5	ug/kg	-	-	< 5	-
Perfluorononanesulfonic acid (PFNS)[N15]	5	ug/kg	-	-	< 5	-
Perfluoropropanesulfonic acid (PFPrS)[N15]	5	ug/kg	-	-	< 5	-
Perfluoropentanesulfonic acid (PFPeS)[N15]	5	ug/kg	-	-	< 5	-
Perfluorohexanesulfonic acid (PFHxS)[N11]	5	ug/kg	-	-	< 5	-
Perfluoroheptanesulfonic acid (PFHpS)[N15]	5	ug/kg	-	-	< 5	-
Perfluorooctanesulfonic acid (PFOS)[N11]	5	ug/kg	-	-	< 5	-
Perfluorodecanesulfonic acid (PFDS)[N15]	5	ug/kg	-	-	< 5	-
13C3-PFBS (surr.)	1	%	-	-	110	-
18O2-PFHxS (surr.)	1	%	-	-	110	-
13C8-PFOS (surr.)	1	%	-	-	132	-
n:2 Fluorotelomer sulfonic acids (n:2 FTSAs)						
1H.1H.2H.2H-perfluorohexanesulfonic acid (4:2 FTSA)[N11]	5	ug/kg	-	-	< 5	-
1H.1H.2H.2H-perfluorooctanesulfonic acid(6:2 FTSA)[N11]	10	ug/kg	-	-	< 10	-
1H.1H.2H.2H-perfluorodecanesulfonic acid (8:2 FTSA)[N11]	5	ug/kg	-	-	< 5	-
1H.1H.2H.2H-perfluorododecanesulfonic acid (10:2 FTSA)[N11]	5	ug/kg	-	-	< 5	-
13C2-4:2 FTSA (surr.)	1	%	-	-	87	-
13C2-6:2 FTSA (surr.)	1	%	-	-	57	-
13C2-8:2 FTSA (surr.)	1	%	-	-	117	-
13C2-10:2 FTSA (surr.)	1	%	-	-	100	-
PFASs Summations						
Sum (PFHxS + PFOS)*	5	ug/kg	-	-	< 5	-
Sum of US EPA PFAS (PFOS + PFOA)*	5	ug/kg	-	-	< 5	-
Sum of enHealth PFAS (PFHxS + PFOS + PFOA)*	5	ug/kg	-	-	< 5	-
Sum of WA DWER PFAS (n=10)*	10	ug/kg	-	-	< 10	-
Sum of PFASs (n=30)*	50	ug/kg	-	-	< 50	-

Client Sample ID			SB12_0.2-0.3	SB12_0.4-0.5	SB13_0.2-0.3	SB14_0.2-0.3
Sample Matrix			Soil	Soil	Soil	Soil
Eurofins Sample No.			S24-Fe0017543	S24-Fe0017544	S24-Fe0017545	S24-Fe0017546
Date Sampled			Feb 05, 2024	Feb 05, 2024	Feb 05, 2024	Feb 05, 2024
Test/Reference	LOR	Unit				
Volatile Organics						
1.1-Dichloroethane	0.5	mg/kg	-	-	< 0.5	-
1.1-Dichloroethene	0.5	mg/kg	-	-	< 0.5	-
1.1.1-Trichloroethane	0.5	mg/kg	-	-	< 0.5	-
1.1.1.2-Tetrachloroethane	0.5	mg/kg	-	-	< 0.5	-
1.1.2-Trichloroethane	0.5	mg/kg	-	-	< 0.5	-
1.1.2.2-Tetrachloroethane	0.5	mg/kg	-	-	< 0.5	-
1.2-Dibromoethane	0.5	mg/kg	-	-	< 0.5	-
1.2-Dichlorobenzene	0.5	mg/kg	-	-	< 0.5	-
1.2-Dichloroethane	0.5	mg/kg	-	-	< 0.5	-
1.2-Dichloropropane	0.5	mg/kg	-	-	< 0.5	-
1.2.3-Trichloropropane	0.5	mg/kg	-	-	< 0.5	-
1.2.4-Trimethylbenzene	0.5	mg/kg	-	-	< 0.5	-
1.3-Dichlorobenzene	0.5	mg/kg	-	-	< 0.5	-
1.3-Dichloropropane	0.5	mg/kg	-	-	< 0.5	-
1.3.5-Trimethylbenzene	0.5	mg/kg	-	-	< 0.5	-
1.4-Dichlorobenzene	0.5	mg/kg	-	-	< 0.5	-
2-Butanone (MEK)	0.5	mg/kg	-	-	< 0.5	-
2-Propanone (Acetone)	0.5	mg/kg	-	-	< 0.5	-
4-Chlorotoluene	0.5	mg/kg	-	-	< 0.5	-
4-Methyl-2-pentanone (MIBK)	0.5	mg/kg	-	-	< 0.5	-
Allyl chloride	0.5	mg/kg	-	-	< 0.5	-
Benzene	0.1	mg/kg	-	-	< 0.1	-
Bromobenzene	0.5	mg/kg	-	-	< 0.5	-
Bromochloromethane	0.5	mg/kg	-	-	< 0.5	-
Bromodichloromethane	0.5	mg/kg	-	-	< 0.5	-
Bromoform	0.5	mg/kg	-	-	< 0.5	-
Bromomethane	0.5	mg/kg	-	-	< 0.5	-
Carbon disulfide	0.5	mg/kg	-	-	< 0.5	-
Carbon Tetrachloride	0.5	mg/kg	-	-	< 0.5	-
Chlorobenzene	0.5	mg/kg	-	-	< 0.5	-
Chloroethane	0.5	mg/kg	-	-	< 0.5	-
Chloroform	0.5	mg/kg	-	-	< 0.5	-
Chloromethane	0.5	mg/kg	-	-	< 0.5	-
cis-1.2-Dichloroethene	0.5	mg/kg	-	-	< 0.5	-
cis-1.3-Dichloropropene	0.5	mg/kg	-	-	< 0.5	-
Dibromochloromethane	0.5	mg/kg	-	-	< 0.5	-
Dibromomethane	0.5	mg/kg	-	-	< 0.5	-
Dichlorodifluoromethane	0.5	mg/kg	-	-	< 0.5	-
Ethylbenzene	0.1	mg/kg	-	-	< 0.1	-
Iodomethane	0.5	mg/kg	-	-	< 0.5	-
Isopropyl benzene (Cumene)	0.5	mg/kg	-	-	< 0.5	-
m&p-Xylenes	0.2	mg/kg	-	-	< 0.2	-
Methylene Chloride	0.5	mg/kg	-	-	< 0.5	-
o-Xylene	0.1	mg/kg	-	-	< 0.1	-
Styrene	0.5	mg/kg	-	-	< 0.5	-
Tetrachloroethene	0.5	mg/kg	-	-	< 0.5	-
Toluene	0.1	mg/kg	-	-	< 0.1	-
trans-1.2-Dichloroethene	0.5	mg/kg	-	-	< 0.5	-
trans-1.3-Dichloropropene	0.5	mg/kg	-	-	< 0.5	-

Client Sample ID			SB12_0.2-0.3	SB12_0.4-0.5	SB13_0.2-0.3	SB14_0.2-0.3
Sample Matrix			Soil	Soil	Soil	Soil
Eurofins Sample No.			S24-Fe0017543	S24-Fe0017544	S24-Fe0017545	S24-Fe0017546
Date Sampled			Feb 05, 2024	Feb 05, 2024	Feb 05, 2024	Feb 05, 2024
Test/Reference	LOR	Unit				
Volatile Organics						
Trichloroethene	0.5	mg/kg	-	-	< 0.5	-
Trichlorofluoromethane	0.5	mg/kg	-	-	< 0.5	-
Vinyl chloride	0.5	mg/kg	-	-	< 0.5	-
Xylenes - Total*	0.3	mg/kg	-	-	< 0.3	-
Total MAH*	0.5	mg/kg	-	-	< 0.5	-
Vic EPA IWRG 621 CHC (Total)*	0.5	mg/kg	-	-	< 0.5	-
Vic EPA IWRG 621 Other CHC (Total)*	0.5	mg/kg	-	-	< 0.5	-
4-Bromofluorobenzene (surr.)	1	%	-	-	94	-
Toluene-d8 (surr.)	1	%	-	-	89	-
Organochlorine Pesticides						
Chlordanes - Total	0.1	mg/kg	-	-	< 0.1	-
4.4'-DDD	0.05	mg/kg	-	-	< 0.05	-
4.4'-DDE	0.05	mg/kg	-	-	< 0.05	-
4.4'-DDT	0.05	mg/kg	-	-	< 0.05	-
a-HCH	0.05	mg/kg	-	-	< 0.05	-
Aldrin	0.05	mg/kg	-	-	< 0.05	-
b-HCH	0.05	mg/kg	-	-	< 0.05	-
d-HCH	0.05	mg/kg	-	-	< 0.05	-
Dieldrin	0.05	mg/kg	-	-	< 0.05	-
Endosulfan I	0.05	mg/kg	-	-	< 0.05	-
Endosulfan II	0.05	mg/kg	-	-	< 0.05	-
Endosulfan sulphate	0.05	mg/kg	-	-	< 0.05	-
Endrin	0.05	mg/kg	-	-	< 0.05	-
Endrin aldehyde	0.05	mg/kg	-	-	< 0.05	-
Endrin ketone	0.05	mg/kg	-	-	< 0.05	-
g-HCH (Lindane)	0.05	mg/kg	-	-	< 0.05	-
Heptachlor	0.05	mg/kg	-	-	< 0.05	-
Heptachlor epoxide	0.05	mg/kg	-	-	< 0.05	-
Hexachlorobenzene	0.05	mg/kg	-	-	< 0.05	-
Methoxychlor	0.05	mg/kg	-	-	< 0.05	-
Toxaphene	0.5	mg/kg	-	-	< 0.5	-
Aldrin and Dieldrin (Total)*	0.05	mg/kg	-	-	< 0.05	-
DDT + DDE + DDD (Total)*	0.05	mg/kg	-	-	< 0.05	-
Vic EPA IWRG 621 OCP (Total)*	0.1	mg/kg	-	-	< 0.1	-
Vic EPA IWRG 621 Other OCP (Total)*	0.1	mg/kg	-	-	< 0.1	-
Dibutylchlorendate (surr.)	1	%	-	-	147	-
Tetrachloro-m-xylene (surr.)	1	%	-	-	101	-
Polychlorinated Biphenyls						
Aroclor-1016	0.1	mg/kg	-	-	< 0.1	-
Aroclor-1221	0.1	mg/kg	-	-	< 0.1	-
Aroclor-1232	0.1	mg/kg	-	-	< 0.1	-
Aroclor-1242	0.1	mg/kg	-	-	< 0.1	-
Aroclor-1248	0.1	mg/kg	-	-	< 0.1	-
Aroclor-1254	0.1	mg/kg	-	-	< 0.1	-
Aroclor-1260	0.1	mg/kg	-	-	< 0.1	-
Total PCB*	0.1	mg/kg	-	-	< 0.1	-
Dibutylchlorendate (surr.)	1	%	-	-	147	-
Tetrachloro-m-xylene (surr.)	1	%	-	-	101	-

Client Sample ID			SB12_0.2-0.3	SB12_0.4-0.5	SB13_0.2-0.3	SB14_0.2-0.3
Sample Matrix			Soil	Soil	Soil	Soil
Eurofins Sample No.			S24-Fe0017543	S24-Fe0017544	S24-Fe0017545	S24-Fe0017546
Date Sampled			Feb 05, 2024	Feb 05, 2024	Feb 05, 2024	Feb 05, 2024
Test/Reference	LOR	Unit				
Semivolatile Organics						
Aldrin and Dieldrin (Total)*	0.05	mg/kg	-	-	< 0.5	-
Benzo(a)pyrene TEQ (lower bound) *	0.5	mg/kg	-	-	< 0.5	-
DDT + DDE + DDD (Total)*	0.05	mg/kg	-	-	< 1	-
Total PAH*	0.5	mg/kg	-	-	< 0.5	-
Benzo(a)pyrene TEQ (medium bound) *	0.5	mg/kg	-	-	0.6	-
Benzo(a)pyrene TEQ (upper bound) *	0.5	mg/kg	-	-	1.2	-
2-Methyl-4.6-dinitrophenol	5	mg/kg	-	-	< 5	-
1-Chloronaphthalene	0.5	mg/kg	-	-	< 0.5	-
1-Naphthylamine	0.5	mg/kg	-	-	< 0.5	-
1.2-Dichlorobenzene	0.5	mg/kg	-	-	< 0.5	-
1.2.3-Trichlorobenzene	0.5	mg/kg	-	-	< 0.5	-
1.2.3.4-Tetrachlorobenzene	0.5	mg/kg	-	-	< 0.5	-
1.2.3.5-Tetrachlorobenzene	0.5	mg/kg	-	-	< 0.5	-
1.2.4-Trichlorobenzene	0.5	mg/kg	-	-	< 0.5	-
1.2.4.5-Tetrachlorobenzene	0.5	mg/kg	-	-	< 0.5	-
1.3-Dichlorobenzene	0.5	mg/kg	-	-	< 0.5	-
1.3.5-Trichlorobenzene	0.5	mg/kg	-	-	< 0.5	-
1.4-Dichlorobenzene	0.5	mg/kg	-	-	< 0.5	-
2-Chloronaphthalene	0.5	mg/kg	-	-	< 0.5	-
2-Chlorophenol	0.5	mg/kg	-	-	< 0.5	-
2-Fluorobiphenyl (surr.)	1	%	-	-	87	-
2-Methylnaphthalene	0.5	mg/kg	-	-	< 0.5	-
2-Methylphenol (o-Cresol)	0.2	mg/kg	-	-	< 0.2	-
2-Naphthylamine	0.5	mg/kg	-	-	< 0.5	-
2-Nitroaniline	1	mg/kg	-	-	< 1	-
2-Nitrophenol	1	mg/kg	-	-	< 1	-
2-Picoline	0.5	mg/kg	-	-	< 0.5	-
2.3.4.6-Tetrachlorophenol	0.5	mg/kg	-	-	< 0.5	-
2.4-Dichlorophenol	0.5	mg/kg	-	-	< 0.5	-
2.4-Dimethylphenol	0.5	mg/kg	-	-	< 0.5	-
2.4-Dinitrophenol	5	mg/kg	-	-	< 5	-
2.4-Dinitrotoluene	0.5	mg/kg	-	-	< 0.5	-
2.4.5-Trichlorophenol	1	mg/kg	-	-	< 1	-
2.4.6-Tribromophenol (surr.)	1	%	-	-	INT	-
2.4.6-Trichlorophenol	1	mg/kg	-	-	< 1	-
2.6-Dichlorophenol	0.5	mg/kg	-	-	< 0.5	-
2.6-Dinitrotoluene	1	mg/kg	-	-	< 1	-
3&4-Methylphenol (m&p-Cresol)	0.4	mg/kg	-	-	< 0.4	-
3-Methylcholanthrene	0.5	mg/kg	-	-	< 0.5	-
3.3'-Dichlorobenzidine	0.5	mg/kg	-	-	< 0.5	-
4-Aminobiphenyl	0.5	mg/kg	-	-	< 0.5	-
4-Chloro-3-methylphenol	1	mg/kg	-	-	< 1	-
4-Nitrophenol	5	mg/kg	-	-	< 5	-
4.4'-DDD	0.5	mg/kg	-	-	< 0.5	-
4.4'-DDE	0.5	mg/kg	-	-	< 0.5	-
4.4'-DDT	1	mg/kg	-	-	< 1	-
7.12-Dimethylbenz(a)anthracene	0.5	mg/kg	-	-	< 0.5	-
a-HCH	0.5	mg/kg	-	-	< 0.5	-
Acenaphthene	0.5	mg/kg	-	-	< 0.5	-

Client Sample ID			SB12_0.2-0.3	SB12_0.4-0.5	SB13_0.2-0.3	SB14_0.2-0.3
Sample Matrix			Soil	Soil	Soil	Soil
Eurofins Sample No.			S24-Fe0017543	S24-Fe0017544	S24-Fe0017545	S24-Fe0017546
Date Sampled			Feb 05, 2024	Feb 05, 2024	Feb 05, 2024	Feb 05, 2024
Test/Reference	LOR	Unit				
Semivolatile Organics						
Acenaphthylene	0.5	mg/kg	-	-	< 0.5	-
Acetophenone	0.5	mg/kg	-	-	< 0.5	-
Aldrin	0.5	mg/kg	-	-	< 0.5	-
Aniline	0.5	mg/kg	-	-	< 0.5	-
Anthracene	0.5	mg/kg	-	-	< 0.5	-
b-HCH	0.5	mg/kg	-	-	< 0.5	-
Benz(a)anthracene	0.5	mg/kg	-	-	< 0.5	-
Benzo(a)pyrene	0.5	mg/kg	-	-	< 0.5	-
Benzo(b&j)fluoranthene[N07]	0.5	mg/kg	-	-	< 0.5	-
Benzo(g.h.i)perylene	0.5	mg/kg	-	-	< 0.5	-
Benzo(k)fluoranthene	0.5	mg/kg	-	-	< 0.5	-
Benzyl chloride	0.5	mg/kg	-	-	< 0.5	-
Bis(2-ethylhexyl)phthalate	5	mg/kg	-	-	< 5	-
Butyl benzyl phthalate	0.5	mg/kg	-	-	< 0.5	-
Chrysene	0.5	mg/kg	-	-	< 0.5	-
d-HCH	0.5	mg/kg	-	-	< 0.5	-
Di-n-butyl phthalate	0.5	mg/kg	-	-	< 0.5	-
Di-n-octyl phthalate	0.5	mg/kg	-	-	< 0.5	-
Dibenz(a.h)anthracene	0.5	mg/kg	-	-	< 0.5	-
Dibenz(a.j)acridine	0.5	mg/kg	-	-	< 0.5	-
Dibenzofuran	0.5	mg/kg	-	-	< 0.5	-
Dieldrin	0.5	mg/kg	-	-	< 0.5	-
Diethyl phthalate	0.5	mg/kg	-	-	< 0.5	-
Dimethyl phthalate	0.5	mg/kg	-	-	< 0.5	-
Dimethylaminoazobenzene	0.5	mg/kg	-	-	< 0.5	-
Diphenylamine	0.5	mg/kg	-	-	< 0.5	-
Endosulfan I	0.5	mg/kg	-	-	< 0.5	-
Endosulfan II	0.5	mg/kg	-	-	< 0.5	-
Endosulfan sulphate	0.5	mg/kg	-	-	< 0.5	-
Endrin	0.5	mg/kg	-	-	< 0.5	-
Endrin aldehyde	0.5	mg/kg	-	-	< 0.5	-
Endrin ketone	0.5	mg/kg	-	-	< 0.5	-
Fluoranthene	0.5	mg/kg	-	-	< 0.5	-
Fluorene	0.5	mg/kg	-	-	< 0.5	-
g-HCH (Lindane)	0.5	mg/kg	-	-	< 0.5	-
Heptachlor	0.5	mg/kg	-	-	< 0.5	-
Heptachlor epoxide	0.5	mg/kg	-	-	< 0.5	-
Hexachlorobenzene	0.5	mg/kg	-	-	< 0.5	-
Hexachlorobutadiene	0.5	mg/kg	-	-	< 0.5	-
Hexachlorocyclopentadiene	1	mg/kg	-	-	< 1	-
Hexachloroethane	0.5	mg/kg	-	-	< 0.5	-
Indeno(1.2.3-cd)pyrene	0.5	mg/kg	-	-	< 0.5	-
Methoxychlor	0.5	mg/kg	-	-	< 0.5	-
N-Nitrosodibutylamine	0.5	mg/kg	-	-	< 0.5	-
N-Nitrosodipropylamine	0.5	mg/kg	-	-	< 0.5	-
N-Nitrosopiperidine	0.5	mg/kg	-	-	< 0.5	-
Naphthalene	0.5	mg/kg	-	-	< 0.5	-
Nitrobenzene	0.5	mg/kg	-	-	< 0.5	-
Nitrobenzene-d5 (surr.)	1	%	-	-	99	-

Client Sample ID			SB12_0.2-0.3	SB12_0.4-0.5	SB13_0.2-0.3	SB14_0.2-0.3
Sample Matrix			Soil	Soil	Soil	Soil
Eurofins Sample No.			S24-Fe0017543	S24-Fe0017544	S24-Fe0017545	S24-Fe0017546
Date Sampled			Feb 05, 2024	Feb 05, 2024	Feb 05, 2024	Feb 05, 2024
Test/Reference	LOR	Unit				
Semivolatile Organics						
Pentachlorobenzene	0.5	mg/kg	-	-	< 0.5	-
Pentachloronitrobenzene	0.5	mg/kg	-	-	< 0.5	-
Pentachlorophenol	1	mg/kg	-	-	< 1	-
Phenanthrene	0.5	mg/kg	-	-	< 0.5	-
Phenol	0.5	mg/kg	-	-	< 0.5	-
Phenol-d6 (surr.)	1	%	-	-	104	-
Pronamide	0.5	mg/kg	-	-	< 0.5	-
Pyrene	0.5	mg/kg	-	-	< 0.5	-
Trifluralin	0.5	mg/kg	-	-	< 0.5	-
Haloethers						
4-Bromophenyl phenyl ether	0.5	mg/kg	-	-	< 0.5	-
4-Chlorophenyl phenyl ether	0.5	mg/kg	-	-	< 0.5	-
Bis(2-chloroethoxy)methane	0.5	mg/kg	-	-	< 0.5	-
Bis(2-chloroisopropyl)ether	0.5	mg/kg	-	-	< 0.5	-

Client Sample ID			MW04_0.05-0.1	MW04_2-2.1	MW05_0-0.1	MW05_2.5-2.6
Sample Matrix			Soil	Soil	Soil	Soil
Eurofins Sample No.			S24-Fe0017547	S24-Fe0017548	S24-Fe0017549	S24-Fe0017550
Date Sampled			Feb 05, 2024	Feb 05, 2024	Feb 05, 2024	Feb 05, 2024
Test/Reference	LOR	Unit				
Total Recoverable Hydrocarbons						
TRH C6-C9	20	mg/kg	< 20	< 20	< 20	< 20
TRH C10-C14	20	mg/kg	< 20	< 20	< 20	< 20
TRH C15-C28	50	mg/kg	< 50	< 50	< 50	< 50
TRH C29-C36	50	mg/kg	< 50	< 50	< 50	< 50
TRH C10-C36 (Total)	50	mg/kg	< 50	< 50	< 50	< 50
TRH C6-C10	20	mg/kg	< 20	< 20	< 20	< 20
TRH C6-C10 less BTEX (F1)[N04]	20	mg/kg	< 20	< 20	< 20	< 20
TRH >C10-C16	50	mg/kg	< 50	< 50	< 50	< 50
TRH >C10-C16 less Naphthalene (F2)[N01]	50	mg/kg	< 50	< 50	< 50	< 50
TRH >C16-C34	100	mg/kg	< 100	< 100	< 100	< 100
TRH >C34-C40	100	mg/kg	< 100	< 100	< 100	< 100
TRH >C10-C40 (total)*	100	mg/kg	< 100	< 100	< 100	< 100
BTEX						
Benzene	0.1	mg/kg	< 0.1	< 0.1	< 0.1	< 0.1
Toluene	0.1	mg/kg	< 0.1	< 0.1	< 0.1	< 0.1
Ethylbenzene	0.1	mg/kg	< 0.1	< 0.1	< 0.1	< 0.1
m&p-Xylenes	0.2	mg/kg	< 0.2	< 0.2	< 0.2	< 0.2
o-Xylene	0.1	mg/kg	< 0.1	< 0.1	< 0.1	< 0.1
Xylenes - Total*	0.3	mg/kg	< 0.3	< 0.3	< 0.3	< 0.3
4-Bromofluorobenzene (surr.)	1	%	106	97	82	122
Total Recoverable Hydrocarbons - 2013 NEPM Fractions						
Naphthalene[N02]	0.5	mg/kg	< 0.5	< 0.5	< 0.5	< 0.5
Polycyclic Aromatic Hydrocarbons						
Benzo(a)pyrene TEQ (lower bound) *	0.5	mg/kg	< 0.5	< 0.5	< 0.5	< 0.5
Benzo(a)pyrene TEQ (medium bound) *	0.5	mg/kg	0.6	0.6	0.6	0.6
Benzo(a)pyrene TEQ (upper bound) *	0.5	mg/kg	1.2	1.2	1.2	1.2
Acenaphthene	0.5	mg/kg	< 0.5	< 0.5	< 0.5	< 0.5

Client Sample ID			MW04_0.05-0.1	MW04_2-2.1	MW05_0-0.1	MW05_2.5-2.6
Sample Matrix			Soil	Soil	Soil	Soil
Eurofins Sample No.			S24-Fe0017547	S24-Fe0017548	S24-Fe0017549	S24-Fe0017550
Date Sampled			Feb 05, 2024	Feb 05, 2024	Feb 05, 2024	Feb 05, 2024
Test/Reference	LOR	Unit				
Polycyclic Aromatic Hydrocarbons						
Acenaphthylene	0.5	mg/kg	< 0.5	< 0.5	< 0.5	< 0.5
Anthracene	0.5	mg/kg	< 0.5	< 0.5	< 0.5	< 0.5
Benz(a)anthracene	0.5	mg/kg	< 0.5	< 0.5	< 0.5	< 0.5
Benzo(a)pyrene	0.5	mg/kg	< 0.5	< 0.5	< 0.5	< 0.5
Benzo(b&j)fluoranthene[N07]	0.5	mg/kg	< 0.5	< 0.5	< 0.5	< 0.5
Benzo(g.h.i)perylene	0.5	mg/kg	< 0.5	< 0.5	< 0.5	< 0.5
Benzo(k)fluoranthene	0.5	mg/kg	< 0.5	< 0.5	< 0.5	< 0.5
Chrysene	0.5	mg/kg	< 0.5	< 0.5	< 0.5	< 0.5
Dibenz(a.h)anthracene	0.5	mg/kg	< 0.5	< 0.5	< 0.5	< 0.5
Fluoranthene	0.5	mg/kg	< 0.5	< 0.5	< 0.5	< 0.5
Fluorene	0.5	mg/kg	< 0.5	< 0.5	< 0.5	< 0.5
Indeno(1.2.3-cd)pyrene	0.5	mg/kg	< 0.5	< 0.5	< 0.5	< 0.5
Naphthalene	0.5	mg/kg	< 0.5	< 0.5	< 0.5	< 0.5
Phenanthrene	0.5	mg/kg	< 0.5	< 0.5	< 0.5	< 0.5
Pyrene	0.5	mg/kg	< 0.5	< 0.5	< 0.5	< 0.5
Total PAH*	0.5	mg/kg	< 0.5	< 0.5	< 0.5	< 0.5
2-Fluorobiphenyl (surr.)	1	%	86	80	76	82
p-Terphenyl-d14 (surr.)	1	%	110	93	99	95
Heavy Metals						
Arsenic	2	mg/kg	17	16	14	6.5
Cadmium	0.4	mg/kg	< 0.4	< 0.4	< 0.4	< 0.4
Chromium	5	mg/kg	29	27	20	8.3
Copper	5	mg/kg	5.9	< 5	32	12
Lead	5	mg/kg	22	22	18	7.8
Mercury	0.1	mg/kg	< 0.1	< 0.1	< 0.1	< 0.1
Nickel	5	mg/kg	5.1	< 5	65	9.6
Zinc	5	mg/kg	12	9.3	120	56
Sample Properties						
% Moisture	1	%	3.9	3.6	8.4	11
Perfluoroalkyl carboxylic acids (PFCAs)						
Perfluorobutanoic acid (PFBA)[N11]	5	ug/kg	-	-	< 5	-
Perfluoropentanoic acid (PFPeA)[N11]	5	ug/kg	-	-	< 5	-
Perfluorohexanoic acid (PFHxA)[N11]	5	ug/kg	-	-	< 5	-
Perfluoroheptanoic acid (PFHpA)[N11]	5	ug/kg	-	-	< 5	-
Perfluorooctanoic acid (PFOA)[N11]	5	ug/kg	-	-	< 5	-
Perfluorononanoic acid (PFNA)[N11]	5	ug/kg	-	-	< 5	-
Perfluorodecanoic acid (PFDA)[N11]	5	ug/kg	-	-	< 5	-
Perfluoroundecanoic acid (PFUnDA)[N11]	5	ug/kg	-	-	< 5	-
Perfluorododecanoic acid (PFDoDA)[N11]	5	ug/kg	-	-	< 5	-
Perfluorotridecanoic acid (PFTrDA)[N15]	5	ug/kg	-	-	< 5	-
Perfluorotetradecanoic acid (PFTeDA)[N11]	5	ug/kg	-	-	< 5	-
13C4-PFBA (surr.)	1	%	-	-	87	-
13C5-PFPeA (surr.)	1	%	-	-	101	-
13C5-PFHxA (surr.)	1	%	-	-	105	-
13C4-PFHpA (surr.)	1	%	-	-	83	-
13C8-PFOA (surr.)	1	%	-	-	105	-
13C5-PFNA (surr.)	1	%	-	-	112	-
13C6-PFDA (surr.)	1	%	-	-	110	-
13C2-PFUnDA (surr.)	1	%	-	-	128	-

Client Sample ID			MW04_0.05-0.1	MW04_2-2.1	MW05_0-0.1	MW05_2.5-2.6
Sample Matrix			Soil	Soil	Soil	Soil
Eurofins Sample No.			S24-Fe0017547	S24-Fe0017548	S24-Fe0017549	S24-Fe0017550
Date Sampled			Feb 05, 2024	Feb 05, 2024	Feb 05, 2024	Feb 05, 2024
Test/Reference	LOR	Unit				
Perfluoroalkyl carboxylic acids (PFCAs)						
13C2-PFDoDA (surr.)	1	%	-	-	122	-
13C2-PFTeDA (surr.)	1	%	-	-	127	-
Perfluoroalkyl sulfonamido substances						
Perfluorooctane sulfonamide (FOSA)[N11]	5	ug/kg	-	-	< 5	-
N-methylperfluoro-1-octane sulfonamide (N-MeFOSA)[N11]	5	ug/kg	-	-	< 5	-
N-ethylperfluoro-1-octane sulfonamide (N-EtFOSA)[N11]	5	ug/kg	-	-	< 5	-
2-(N-methylperfluoro-1-octane sulfonamido)-ethanol(N-MeFOSE)[N11]	5	ug/kg	-	-	< 5	-
2-(N-ethylperfluoro-1-octane sulfonamido)-ethanol(N-EtFOSE)[N11]	5	ug/kg	-	-	< 5	-
N-ethyl-perfluorooctanesulfonamidoacetic acid (N-EtFOSAA)[N11]	10	ug/kg	-	-	< 10	-
N-methyl-perfluorooctanesulfonamidoacetic acid (N-MeFOSAA)[N11]	10	ug/kg	-	-	< 10	-
13C8-FOSA (surr.)	1	%	-	-	119	-
D3-N-MeFOSA (surr.)	1	%	-	-	100	-
D5-N-EtFOSA (surr.)	1	%	-	-	122	-
D7-N-MeFOSE (surr.)	1	%	-	-	79	-
D9-N-EtFOSE (surr.)	1	%	-	-	95	-
D5-N-EtFOSAA (surr.)	1	%	-	-	121	-
D3-N-MeFOSAA (surr.)	1	%	-	-	108	-
Perfluoroalkyl sulfonic acids (PFSAs)						
Perfluorobutanesulfonic acid (PFBS)[N11]	5	ug/kg	-	-	< 5	-
Perfluorononanesulfonic acid (PFNS)[N15]	5	ug/kg	-	-	< 5	-
Perfluoropropanesulfonic acid (PFPrS)[N15]	5	ug/kg	-	-	< 5	-
Perfluoropentanesulfonic acid (PFPeS)[N15]	5	ug/kg	-	-	< 5	-
Perfluorohexanesulfonic acid (PFHxS)[N11]	5	ug/kg	-	-	< 5	-
Perfluoroheptanesulfonic acid (PFHpS)[N15]	5	ug/kg	-	-	< 5	-
Perfluorooctanesulfonic acid (PFOS)[N11]	5	ug/kg	-	-	< 5	-
Perfluorodecanesulfonic acid (PFDS)[N15]	5	ug/kg	-	-	< 5	-
13C3-PFBS (surr.)	1	%	-	-	114	-
18O2-PFHxS (surr.)	1	%	-	-	111	-
13C8-PFOS (surr.)	1	%	-	-	122	-
n:2 Fluorotelomer sulfonic acids (n:2 FTSAs)						
1H.1H.2H.2H-perfluorohexanesulfonic acid (4:2 FTSA)[N11]	5	ug/kg	-	-	< 5	-
1H.1H.2H.2H-perfluorooctanesulfonic acid(6:2 FTSA)[N11]	10	ug/kg	-	-	< 10	-
1H.1H.2H.2H-perfluorodecanesulfonic acid (8:2 FTSA)[N11]	5	ug/kg	-	-	< 5	-
1H.1H.2H.2H-perfluorododecanesulfonic acid (10:2 FTSA)[N11]	5	ug/kg	-	-	< 5	-
13C2-4:2 FTSA (surr.)	1	%	-	-	76	-
13C2-6:2 FTSA (surr.)	1	%	-	-	72	-
13C2-8:2 FTSA (surr.)	1	%	-	-	120	-
13C2-10:2 FTSA (surr.)	1	%	-	-	119	-
PFASs Summations						
Sum (PFHxS + PFOS)*	5	ug/kg	-	-	< 5	-
Sum of US EPA PFAS (PFOS + PFOA)*	5	ug/kg	-	-	< 5	-
Sum of enHealth PFAS (PFHxS + PFOS + PFOA)*	5	ug/kg	-	-	< 5	-
Sum of WA DWER PFAS (n=10)*	10	ug/kg	-	-	< 10	-
Sum of PFASs (n=30)*	50	ug/kg	-	-	< 50	-

Client Sample ID			MW04_0.05-0.1	MW04_2-2.1	MW05_0-0.1	MW05_2.5-2.6
Sample Matrix			Soil	Soil	Soil	Soil
Eurofins Sample No.			S24-Fe0017547	S24-Fe0017548	S24-Fe0017549	S24-Fe0017550
Date Sampled			Feb 05, 2024	Feb 05, 2024	Feb 05, 2024	Feb 05, 2024
Test/Reference	LOR	Unit				
Volatile Organics						
1.1-Dichloroethane	0.5	mg/kg	-	-	< 0.5	-
1.1-Dichloroethene	0.5	mg/kg	-	-	< 0.5	-
1.1.1-Trichloroethane	0.5	mg/kg	-	-	< 0.5	-
1.1.1.2-Tetrachloroethane	0.5	mg/kg	-	-	< 0.5	-
1.1.2-Trichloroethane	0.5	mg/kg	-	-	< 0.5	-
1.1.2.2-Tetrachloroethane	0.5	mg/kg	-	-	< 0.5	-
1.2-Dibromoethane	0.5	mg/kg	-	-	< 0.5	-
1.2-Dichlorobenzene	0.5	mg/kg	-	-	< 0.5	-
1.2-Dichloroethane	0.5	mg/kg	-	-	< 0.5	-
1.2-Dichloropropane	0.5	mg/kg	-	-	< 0.5	-
1.2.3-Trichloropropane	0.5	mg/kg	-	-	< 0.5	-
1.2.4-Trimethylbenzene	0.5	mg/kg	-	-	< 0.5	-
1.3-Dichlorobenzene	0.5	mg/kg	-	-	< 0.5	-
1.3-Dichloropropane	0.5	mg/kg	-	-	< 0.5	-
1.3.5-Trimethylbenzene	0.5	mg/kg	-	-	< 0.5	-
1.4-Dichlorobenzene	0.5	mg/kg	-	-	< 0.5	-
2-Butanone (MEK)	0.5	mg/kg	-	-	< 0.5	-
2-Propanone (Acetone)	0.5	mg/kg	-	-	< 0.5	-
4-Chlorotoluene	0.5	mg/kg	-	-	< 0.5	-
4-Methyl-2-pentanone (MIBK)	0.5	mg/kg	-	-	< 0.5	-
Allyl chloride	0.5	mg/kg	-	-	< 0.5	-
Benzene	0.1	mg/kg	-	-	< 0.1	-
Bromobenzene	0.5	mg/kg	-	-	< 0.5	-
Bromochloromethane	0.5	mg/kg	-	-	< 0.5	-
Bromodichloromethane	0.5	mg/kg	-	-	< 0.5	-
Bromoform	0.5	mg/kg	-	-	< 0.5	-
Bromomethane	0.5	mg/kg	-	-	< 0.5	-
Carbon disulfide	0.5	mg/kg	-	-	< 0.5	-
Carbon Tetrachloride	0.5	mg/kg	-	-	< 0.5	-
Chlorobenzene	0.5	mg/kg	-	-	< 0.5	-
Chloroethane	0.5	mg/kg	-	-	< 0.5	-
Chloroform	0.5	mg/kg	-	-	< 0.5	-
Chloromethane	0.5	mg/kg	-	-	< 0.5	-
cis-1.2-Dichloroethene	0.5	mg/kg	-	-	< 0.5	-
cis-1.3-Dichloropropene	0.5	mg/kg	-	-	< 0.5	-
Dibromochloromethane	0.5	mg/kg	-	-	< 0.5	-
Dibromomethane	0.5	mg/kg	-	-	< 0.5	-
Dichlorodifluoromethane	0.5	mg/kg	-	-	< 0.5	-
Ethylbenzene	0.1	mg/kg	-	-	< 0.1	-
Iodomethane	0.5	mg/kg	-	-	< 0.5	-
Isopropyl benzene (Cumene)	0.5	mg/kg	-	-	< 0.5	-
m&p-Xylenes	0.2	mg/kg	-	-	< 0.2	-
Methylene Chloride	0.5	mg/kg	-	-	< 0.5	-
o-Xylene	0.1	mg/kg	-	-	< 0.1	-
Styrene	0.5	mg/kg	-	-	< 0.5	-
Tetrachloroethene	0.5	mg/kg	-	-	< 0.5	-
Toluene	0.1	mg/kg	-	-	< 0.1	-
trans-1.2-Dichloroethene	0.5	mg/kg	-	-	< 0.5	-
trans-1.3-Dichloropropene	0.5	mg/kg	-	-	< 0.5	-

Client Sample ID			MW04_0.05-0.1	MW04_2-2.1	MW05_0-0.1	MW05_2.5-2.6
Sample Matrix			Soil	Soil	Soil	Soil
Eurofins Sample No.			S24-Fe0017547	S24-Fe0017548	S24-Fe0017549	S24-Fe0017550
Date Sampled			Feb 05, 2024	Feb 05, 2024	Feb 05, 2024	Feb 05, 2024
Test/Reference	LOR	Unit				
Volatile Organics						
Trichloroethene	0.5	mg/kg	-	-	< 0.5	-
Trichlorofluoromethane	0.5	mg/kg	-	-	< 0.5	-
Vinyl chloride	0.5	mg/kg	-	-	< 0.5	-
Xylenes - Total*	0.3	mg/kg	-	-	< 0.3	-
Total MAH*	0.5	mg/kg	-	-	< 0.5	-
Vic EPA IWRG 621 CHC (Total)*	0.5	mg/kg	-	-	< 0.5	-
Vic EPA IWRG 621 Other CHC (Total)*	0.5	mg/kg	-	-	< 0.5	-
4-Bromofluorobenzene (surr.)	1	%	-	-	82	-
Toluene-d8 (surr.)	1	%	-	-	67	-
Organochlorine Pesticides						
Chlordanes - Total	0.1	mg/kg	-	-	< 0.1	-
4.4'-DDD	0.05	mg/kg	-	-	< 0.05	-
4.4'-DDE	0.05	mg/kg	-	-	< 0.05	-
4.4'-DDT	0.05	mg/kg	-	-	< 0.05	-
a-HCH	0.05	mg/kg	-	-	< 0.05	-
Aldrin	0.05	mg/kg	-	-	< 0.05	-
b-HCH	0.05	mg/kg	-	-	< 0.05	-
d-HCH	0.05	mg/kg	-	-	< 0.05	-
Dieldrin	0.05	mg/kg	-	-	< 0.05	-
Endosulfan I	0.05	mg/kg	-	-	< 0.05	-
Endosulfan II	0.05	mg/kg	-	-	< 0.05	-
Endosulfan sulphate	0.05	mg/kg	-	-	< 0.05	-
Endrin	0.05	mg/kg	-	-	< 0.05	-
Endrin aldehyde	0.05	mg/kg	-	-	< 0.05	-
Endrin ketone	0.05	mg/kg	-	-	< 0.05	-
g-HCH (Lindane)	0.05	mg/kg	-	-	< 0.05	-
Heptachlor	0.05	mg/kg	-	-	< 0.05	-
Heptachlor epoxide	0.05	mg/kg	-	-	< 0.05	-
Hexachlorobenzene	0.05	mg/kg	-	-	< 0.05	-
Methoxychlor	0.05	mg/kg	-	-	< 0.05	-
Toxaphene	0.5	mg/kg	-	-	< 0.5	-
Aldrin and Dieldrin (Total)*	0.05	mg/kg	-	-	< 0.05	-
DDT + DDE + DDD (Total)*	0.05	mg/kg	-	-	< 0.05	-
Vic EPA IWRG 621 OCP (Total)*	0.1	mg/kg	-	-	< 0.1	-
Vic EPA IWRG 621 Other OCP (Total)*	0.1	mg/kg	-	-	< 0.1	-
Dibutylchlorendate (surr.)	1	%	-	-	150	-
Tetrachloro-m-xylene (surr.)	1	%	-	-	88	-
Polychlorinated Biphenyls						
Aroclor-1016	0.1	mg/kg	-	-	< 0.1	-
Aroclor-1221	0.1	mg/kg	-	-	< 0.1	-
Aroclor-1232	0.1	mg/kg	-	-	< 0.1	-
Aroclor-1242	0.1	mg/kg	-	-	< 0.1	-
Aroclor-1248	0.1	mg/kg	-	-	< 0.1	-
Aroclor-1254	0.1	mg/kg	-	-	< 0.1	-
Aroclor-1260	0.1	mg/kg	-	-	< 0.1	-
Total PCB*	0.1	mg/kg	-	-	< 0.1	-
Dibutylchlorendate (surr.)	1	%	-	-	150	-
Tetrachloro-m-xylene (surr.)	1	%	-	-	88	-

Client Sample ID			MW04_0.05-0.1	MW04_2-2.1	MW05_0-0.1	MW05_2.5-2.6
Sample Matrix			Soil	Soil	Soil	Soil
Eurofins Sample No.			S24-Fe0017547	S24-Fe0017548	S24-Fe0017549	S24-Fe0017550
Date Sampled			Feb 05, 2024	Feb 05, 2024	Feb 05, 2024	Feb 05, 2024
Test/Reference	LOR	Unit				
Semivolatile Organics						
Aldrin and Dieldrin (Total)*	0.05	mg/kg	-	-	< 0.5	-
Benzo(a)pyrene TEQ (lower bound) *	0.5	mg/kg	-	-	< 0.5	-
DDT + DDE + DDD (Total)*	0.05	mg/kg	-	-	< 1	-
Total PAH*	0.5	mg/kg	-	-	< 0.5	-
Benzo(a)pyrene TEQ (medium bound) *	0.5	mg/kg	-	-	0.6	-
Benzo(a)pyrene TEQ (upper bound) *	0.5	mg/kg	-	-	1.2	-
2-Methyl-4.6-dinitrophenol	5	mg/kg	-	-	< 5	-
1-Chloronaphthalene	0.5	mg/kg	-	-	< 0.5	-
1-Naphthylamine	0.5	mg/kg	-	-	< 0.5	-
1.2-Dichlorobenzene	0.5	mg/kg	-	-	< 0.5	-
1.2.3-Trichlorobenzene	0.5	mg/kg	-	-	< 0.5	-
1.2.3.4-Tetrachlorobenzene	0.5	mg/kg	-	-	< 0.5	-
1.2.3.5-Tetrachlorobenzene	0.5	mg/kg	-	-	< 0.5	-
1.2.4-Trichlorobenzene	0.5	mg/kg	-	-	< 0.5	-
1.2.4.5-Tetrachlorobenzene	0.5	mg/kg	-	-	< 0.5	-
1.3-Dichlorobenzene	0.5	mg/kg	-	-	< 0.5	-
1.3.5-Trichlorobenzene	0.5	mg/kg	-	-	< 0.5	-
1.4-Dichlorobenzene	0.5	mg/kg	-	-	< 0.5	-
2-Chloronaphthalene	0.5	mg/kg	-	-	< 0.5	-
2-Chlorophenol	0.5	mg/kg	-	-	< 0.5	-
2-Fluorobiphenyl (surr.)	1	%	-	-	76	-
2-Methylnaphthalene	0.5	mg/kg	-	-	< 0.5	-
2-Methylphenol (o-Cresol)	0.2	mg/kg	-	-	< 0.2	-
2-Naphthylamine	0.5	mg/kg	-	-	< 0.5	-
2-Nitroaniline	1	mg/kg	-	-	< 1	-
2-Nitrophenol	1	mg/kg	-	-	< 1	-
2-Picoline	0.5	mg/kg	-	-	< 0.5	-
2.3.4.6-Tetrachlorophenol	0.5	mg/kg	-	-	< 0.5	-
2.4-Dichlorophenol	0.5	mg/kg	-	-	< 0.5	-
2.4-Dimethylphenol	0.5	mg/kg	-	-	< 0.5	-
2.4-Dinitrophenol	5	mg/kg	-	-	< 5	-
2.4-Dinitrotoluene	0.5	mg/kg	-	-	< 0.5	-
2.4.5-Trichlorophenol	1	mg/kg	-	-	< 1	-
2.4.6-Tribromophenol (surr.)	1	%	-	-	51	-
2.4.6-Trichlorophenol	1	mg/kg	-	-	< 1	-
2.6-Dichlorophenol	0.5	mg/kg	-	-	< 0.5	-
2.6-Dinitrotoluene	1	mg/kg	-	-	< 1	-
3&4-Methylphenol (m&p-Cresol)	0.4	mg/kg	-	-	< 0.4	-
3-Methylcholanthrene	0.5	mg/kg	-	-	< 0.5	-
3.3'-Dichlorobenzidine	0.5	mg/kg	-	-	< 0.5	-
4-Aminobiphenyl	0.5	mg/kg	-	-	< 0.5	-
4-Chloro-3-methylphenol	1	mg/kg	-	-	< 1	-
4-Nitrophenol	5	mg/kg	-	-	< 5	-
4.4'-DDD	0.5	mg/kg	-	-	< 0.5	-
4.4'-DDE	0.5	mg/kg	-	-	< 0.5	-
4.4'-DDT	1	mg/kg	-	-	< 1	-
7.12-Dimethylbenz(a)anthracene	0.5	mg/kg	-	-	< 0.5	-
a-HCH	0.5	mg/kg	-	-	< 0.5	-
Acenaphthene	0.5	mg/kg	-	-	< 0.5	-

Client Sample ID			MW04_0.05-0.1	MW04_2-2.1	MW05_0-0.1	MW05_2.5-2.6
Sample Matrix			Soil	Soil	Soil	Soil
Eurofins Sample No.			S24-Fe0017547	S24-Fe0017548	S24-Fe0017549	S24-Fe0017550
Date Sampled			Feb 05, 2024	Feb 05, 2024	Feb 05, 2024	Feb 05, 2024
Test/Reference	LOR	Unit				
Semivolatile Organics						
Acenaphthylene	0.5	mg/kg	-	-	< 0.5	-
Acetophenone	0.5	mg/kg	-	-	< 0.5	-
Aldrin	0.5	mg/kg	-	-	< 0.5	-
Aniline	0.5	mg/kg	-	-	< 0.5	-
Anthracene	0.5	mg/kg	-	-	< 0.5	-
b-HCH	0.5	mg/kg	-	-	< 0.5	-
Benz(a)anthracene	0.5	mg/kg	-	-	< 0.5	-
Benzo(a)pyrene	0.5	mg/kg	-	-	< 0.5	-
Benzo(b&j)fluoranthene[N07]	0.5	mg/kg	-	-	< 0.5	-
Benzo(g.h.i)perylene	0.5	mg/kg	-	-	< 0.5	-
Benzo(k)fluoranthene	0.5	mg/kg	-	-	< 0.5	-
Benzyl chloride	0.5	mg/kg	-	-	< 0.5	-
Bis(2-ethylhexyl)phthalate	5	mg/kg	-	-	< 5	-
Butyl benzyl phthalate	0.5	mg/kg	-	-	< 0.5	-
Chrysene	0.5	mg/kg	-	-	< 0.5	-
d-HCH	0.5	mg/kg	-	-	< 0.5	-
Di-n-butyl phthalate	0.5	mg/kg	-	-	< 0.5	-
Di-n-octyl phthalate	0.5	mg/kg	-	-	< 0.5	-
Dibenz(a.h)anthracene	0.5	mg/kg	-	-	< 0.5	-
Dibenz(a.j)acridine	0.5	mg/kg	-	-	< 0.5	-
Dibenzofuran	0.5	mg/kg	-	-	< 0.5	-
Dieldrin	0.5	mg/kg	-	-	< 0.5	-
Diethyl phthalate	0.5	mg/kg	-	-	< 0.5	-
Dimethyl phthalate	0.5	mg/kg	-	-	< 0.5	-
Dimethylaminoazobenzene	0.5	mg/kg	-	-	< 0.5	-
Diphenylamine	0.5	mg/kg	-	-	< 0.5	-
Endosulfan I	0.5	mg/kg	-	-	< 0.5	-
Endosulfan II	0.5	mg/kg	-	-	< 0.5	-
Endosulfan sulphate	0.5	mg/kg	-	-	< 0.5	-
Endrin	0.5	mg/kg	-	-	< 0.5	-
Endrin aldehyde	0.5	mg/kg	-	-	< 0.5	-
Endrin ketone	0.5	mg/kg	-	-	< 0.5	-
Fluoranthene	0.5	mg/kg	-	-	< 0.5	-
Fluorene	0.5	mg/kg	-	-	< 0.5	-
g-HCH (Lindane)	0.5	mg/kg	-	-	< 0.5	-
Heptachlor	0.5	mg/kg	-	-	< 0.5	-
Heptachlor epoxide	0.5	mg/kg	-	-	< 0.5	-
Hexachlorobenzene	0.5	mg/kg	-	-	< 0.5	-
Hexachlorobutadiene	0.5	mg/kg	-	-	< 0.5	-
Hexachlorocyclopentadiene	1	mg/kg	-	-	< 1	-
Hexachloroethane	0.5	mg/kg	-	-	< 0.5	-
Indeno(1.2.3-cd)pyrene	0.5	mg/kg	-	-	< 0.5	-
Methoxychlor	0.5	mg/kg	-	-	< 0.5	-
N-Nitrosodibutylamine	0.5	mg/kg	-	-	< 0.5	-
N-Nitrosodipropylamine	0.5	mg/kg	-	-	< 0.5	-
N-Nitrosopiperidine	0.5	mg/kg	-	-	< 0.5	-
Naphthalene	0.5	mg/kg	-	-	< 0.5	-
Nitrobenzene	0.5	mg/kg	-	-	< 0.5	-
Nitrobenzene-d5 (surr.)	1	%	-	-	85	-

Client Sample ID			MW04_0.05-0.1	MW04_2-2.1	MW05_0-0.1	MW05_2.5-2.6
Sample Matrix			Soil	Soil	Soil	Soil
Eurofins Sample No.			S24-Fe0017547	S24-Fe0017548	S24-Fe0017549	S24-Fe0017550
Date Sampled			Feb 05, 2024	Feb 05, 2024	Feb 05, 2024	Feb 05, 2024
Test/Reference	LOR	Unit				
Semivolatile Organics						
Pentachlorobenzene	0.5	mg/kg	-	-	< 0.5	-
Pentachloronitrobenzene	0.5	mg/kg	-	-	< 0.5	-
Pentachlorophenol	1	mg/kg	-	-	< 1	-
Phenanthrene	0.5	mg/kg	-	-	< 0.5	-
Phenol	0.5	mg/kg	-	-	< 0.5	-
Phenol-d6 (surr.)	1	%	-	-	90	-
Pronamide	0.5	mg/kg	-	-	< 0.5	-
Pyrene	0.5	mg/kg	-	-	< 0.5	-
Trifluralin	0.5	mg/kg	-	-	< 0.5	-
Haloethers						
4-Bromophenyl phenyl ether	0.5	mg/kg	-	-	< 0.5	-
4-Chlorophenyl phenyl ether	0.5	mg/kg	-	-	< 0.5	-
Bis(2-chloroethoxy)methane	0.5	mg/kg	-	-	< 0.5	-
Bis(2-chloroisopropyl)ether	0.5	mg/kg	-	-	< 0.5	-

Client Sample ID			QC100
Sample Matrix			Soil
Eurofins Sample No.			S24-Fe0017551
Date Sampled			Feb 05, 2024
Test/Reference	LOR	Unit	
Total Recoverable Hydrocarbons			
TRH C6-C9	20	mg/kg	< 20
TRH C10-C14	20	mg/kg	< 20
TRH C15-C28	50	mg/kg	< 50
TRH C29-C36	50	mg/kg	< 50
TRH C10-C36 (Total)	50	mg/kg	< 50
TRH C6-C10	20	mg/kg	< 20
TRH C6-C10 less BTEX (F1)[N04]	20	mg/kg	< 20
TRH >C10-C16	50	mg/kg	< 50
TRH >C10-C16 less Naphthalene (F2)[N01]	50	mg/kg	< 50
TRH >C16-C34	100	mg/kg	< 100
TRH >C34-C40	100	mg/kg	< 100
TRH >C10-C40 (total)*	100	mg/kg	< 100
BTEX			
Benzene	0.1	mg/kg	< 0.1
Toluene	0.1	mg/kg	< 0.1
Ethylbenzene	0.1	mg/kg	< 0.1
m&p-Xylenes	0.2	mg/kg	< 0.2
o-Xylene	0.1	mg/kg	< 0.1
Xylenes - Total*	0.3	mg/kg	< 0.3
4-Bromofluorobenzene (surr.)	1	%	74
Total Recoverable Hydrocarbons - 2013 NEPM Fractions			
Naphthalene[N02]	0.5	mg/kg	< 0.5
Polycyclic Aromatic Hydrocarbons			
Benzo(a)pyrene TEQ (lower bound) *	0.5	mg/kg	< 0.5
Benzo(a)pyrene TEQ (medium bound) *	0.5	mg/kg	0.6
Benzo(a)pyrene TEQ (upper bound) *	0.5	mg/kg	1.2
Acenaphthene	0.5	mg/kg	< 0.5

Client Sample ID			QC100
Sample Matrix			Soil
Eurofins Sample No.			S24-Fe0017551
Date Sampled			Feb 05, 2024
Test/Reference	LOR	Unit	
Polycyclic Aromatic Hydrocarbons			
Acenaphthylene	0.5	mg/kg	< 0.5
Anthracene	0.5	mg/kg	< 0.5
Benz(a)anthracene	0.5	mg/kg	< 0.5
Benzo(a)pyrene	0.5	mg/kg	< 0.5
Benzo(b&j)fluoranthene[N07]	0.5	mg/kg	< 0.5
Benzo(g.h.i)perylene	0.5	mg/kg	< 0.5
Benzo(k)fluoranthene	0.5	mg/kg	< 0.5
Chrysene	0.5	mg/kg	< 0.5
Dibenz(a.h)anthracene	0.5	mg/kg	< 0.5
Fluoranthene	0.5	mg/kg	< 0.5
Fluorene	0.5	mg/kg	< 0.5
Indeno(1.2.3-cd)pyrene	0.5	mg/kg	< 0.5
Naphthalene	0.5	mg/kg	< 0.5
Phenanthrene	0.5	mg/kg	< 0.5
Pyrene	0.5	mg/kg	< 0.5
Total PAH*	0.5	mg/kg	< 0.5
2-Fluorobiphenyl (surr.)	1	%	86
p-Terphenyl-d14 (surr.)	1	%	107
Heavy Metals			
Arsenic	2	mg/kg	13
Cadmium	0.4	mg/kg	< 0.4
Chromium	5	mg/kg	19
Copper	5	mg/kg	24
Lead	5	mg/kg	14
Mercury	0.1	mg/kg	< 0.1
Nickel	5	mg/kg	44
Zinc	5	mg/kg	82
Sample Properties			
% Moisture	1	%	8.9
Perfluoroalkyl carboxylic acids (PFCAs)			
Perfluorobutanoic acid (PFBA)[N11]	5	ug/kg	< 5
Perfluoropentanoic acid (PFPeA)[N11]	5	ug/kg	< 5
Perfluorohexanoic acid (PFHxA)[N11]	5	ug/kg	< 5
Perfluoroheptanoic acid (PFHpA)[N11]	5	ug/kg	< 5
Perfluorooctanoic acid (PFOA)[N11]	5	ug/kg	< 5
Perfluorononanoic acid (PFNA)[N11]	5	ug/kg	< 5
Perfluorodecanoic acid (PFDA)[N11]	5	ug/kg	< 5
Perfluoroundecanoic acid (PFUnDA)[N11]	5	ug/kg	< 5
Perfluorododecanoic acid (PFDoDA)[N11]	5	ug/kg	< 5
Perfluorotridecanoic acid (PFTrDA)[N15]	5	ug/kg	< 5
Perfluorotetradecanoic acid (PFTeDA)[N11]	5	ug/kg	< 5
13C4-PFBA (surr.)	1	%	88
13C5-PFPeA (surr.)	1	%	96
13C5-PFHxA (surr.)	1	%	99
13C4-PFHpA (surr.)	1	%	102
13C8-PFOA (surr.)	1	%	95
13C5-PFNA (surr.)	1	%	104
13C6-PFDA (surr.)	1	%	113
13C2-PFUnDA (surr.)	1	%	110

Client Sample ID			QC100
Sample Matrix			Soil
Eurofins Sample No.			S24-Fe0017551
Date Sampled			Feb 05, 2024
Test/Reference	LOR	Unit	
Perfluoroalkyl carboxylic acids (PFCAs)			
13C2-PFDoDA (surr.)	1	%	127
13C2-PFTeDA (surr.)	1	%	115
Perfluoroalkyl sulfonamido substances			
Perfluorooctane sulfonamide (FOSA)[N11]	5	ug/kg	< 5
N-methylperfluoro-1-octane sulfonamide (N-MeFOSA)[N11]	5	ug/kg	< 5
N-ethylperfluoro-1-octane sulfonamide (N-EtFOSA)[N11]	5	ug/kg	< 5
2-(N-methylperfluoro-1-octane sulfonamido)-ethanol(N-MeFOSE)[N11]	5	ug/kg	< 5
2-(N-ethylperfluoro-1-octane sulfonamido)-ethanol(N-EtFOSE)[N11]	5	ug/kg	< 5
N-ethyl-perfluorooctanesulfonamidoacetic acid (N-EtFOSAA)[N11]	10	ug/kg	< 10
N-methyl-perfluorooctanesulfonamidoacetic acid (N-MeFOSAA)[N11]	10	ug/kg	< 10
13C8-FOSA (surr.)	1	%	126
D3-N-MeFOSA (surr.)	1	%	130
D5-N-EtFOSA (surr.)	1	%	130
D7-N-MeFOSE (surr.)	1	%	94
D9-N-EtFOSE (surr.)	1	%	111
D5-N-EtFOSAA (surr.)	1	%	110
D3-N-MeFOSAA (surr.)	1	%	107
Perfluoroalkyl sulfonic acids (PFSAs)			
Perfluorobutanesulfonic acid (PFBS)[N11]	5	ug/kg	< 5
Perfluorononanesulfonic acid (PFNS)[N15]	5	ug/kg	< 5
Perfluoropropanesulfonic acid (PFPrS)[N15]	5	ug/kg	< 5
Perfluoropentanesulfonic acid (PFPeS)[N15]	5	ug/kg	< 5
Perfluorohexanesulfonic acid (PFHxS)[N11]	5	ug/kg	< 5
Perfluoroheptanesulfonic acid (PFHpS)[N15]	5	ug/kg	< 5
Perfluorooctanesulfonic acid (PFOS)[N11]	5	ug/kg	< 5
Perfluorodecanesulfonic acid (PFDS)[N15]	5	ug/kg	< 5
13C3-PFBS (surr.)	1	%	114
18O2-PFHxS (surr.)	1	%	111
13C8-PFOS (surr.)	1	%	121
n:2 Fluorotelomer sulfonic acids (n:2 FTSAs)			
1H.1H.2H.2H-perfluorohexanesulfonic acid (4:2 FTSA)[N11]	5	ug/kg	< 5
1H.1H.2H.2H-perfluorooctanesulfonic acid(6:2 FTSA)[N11]	10	ug/kg	< 10
1H.1H.2H.2H-perfluorodecanesulfonic acid (8:2 FTSA)[N11]	5	ug/kg	< 5
1H.1H.2H.2H-perfluorododecanesulfonic acid (10:2 FTSA)[N11]	5	ug/kg	< 5
13C2-4:2 FTSA (surr.)	1	%	132
13C2-6:2 FTSA (surr.)	1	%	86
13C2-8:2 FTSA (surr.)	1	%	75
13C2-10:2 FTSA (surr.)	1	%	109
PFASs Summations			
Sum (PFHxS + PFOS)*	5	ug/kg	< 5
Sum of US EPA PFAS (PFOS + PFOA)*	5	ug/kg	< 5
Sum of enHealth PFAS (PFHxS + PFOS + PFOA)*	5	ug/kg	< 5
Sum of WA DWER PFAS (n=10)*	10	ug/kg	< 10
Sum of PFASs (n=30)*	50	ug/kg	< 50

Client Sample ID			QC100
Sample Matrix			Soil
Eurofins Sample No.			S24-Fe0017551
Date Sampled			Feb 05, 2024
Test/Reference	LOR	Unit	
Volatile Organics			
1.1-Dichloroethane	0.5	mg/kg	< 0.5
1.1-Dichloroethene	0.5	mg/kg	< 0.5
1.1.1-Trichloroethane	0.5	mg/kg	< 0.5
1.1.1.2-Tetrachloroethane	0.5	mg/kg	< 0.5
1.1.2-Trichloroethane	0.5	mg/kg	< 0.5
1.1.2.2-Tetrachloroethane	0.5	mg/kg	< 0.5
1.2-Dibromoethane	0.5	mg/kg	< 0.5
1.2-Dichlorobenzene	0.5	mg/kg	< 0.5
1.2-Dichloroethane	0.5	mg/kg	< 0.5
1.2-Dichloropropane	0.5	mg/kg	< 0.5
1.2.3-Trichloropropane	0.5	mg/kg	< 0.5
1.2.4-Trimethylbenzene	0.5	mg/kg	< 0.5
1.3-Dichlorobenzene	0.5	mg/kg	< 0.5
1.3-Dichloropropane	0.5	mg/kg	< 0.5
1.3.5-Trimethylbenzene	0.5	mg/kg	< 0.5
1.4-Dichlorobenzene	0.5	mg/kg	< 0.5
2-Butanone (MEK)	0.5	mg/kg	< 0.5
2-Propanone (Acetone)	0.5	mg/kg	< 0.5
4-Chlorotoluene	0.5	mg/kg	< 0.5
4-Methyl-2-pentanone (MIBK)	0.5	mg/kg	< 0.5
Allyl chloride	0.5	mg/kg	< 0.5
Benzene	0.1	mg/kg	< 0.1
Bromobenzene	0.5	mg/kg	< 0.5
Bromochloromethane	0.5	mg/kg	< 0.5
Bromodichloromethane	0.5	mg/kg	< 0.5
Bromoform	0.5	mg/kg	< 0.5
Bromomethane	0.5	mg/kg	< 0.5
Carbon disulfide	0.5	mg/kg	< 0.5
Carbon Tetrachloride	0.5	mg/kg	< 0.5
Chlorobenzene	0.5	mg/kg	< 0.5
Chloroethane	0.5	mg/kg	< 0.5
Chloroform	0.5	mg/kg	< 0.5
Chloromethane	0.5	mg/kg	< 0.5
cis-1.2-Dichloroethene	0.5	mg/kg	< 0.5
cis-1.3-Dichloropropene	0.5	mg/kg	< 0.5
Dibromochloromethane	0.5	mg/kg	< 0.5
Dibromomethane	0.5	mg/kg	< 0.5
Dichlorodifluoromethane	0.5	mg/kg	< 0.5
Ethylbenzene	0.1	mg/kg	< 0.1
Iodomethane	0.5	mg/kg	< 0.5
Isopropyl benzene (Cumene)	0.5	mg/kg	< 0.5
m&p-Xylenes	0.2	mg/kg	< 0.2
Methylene Chloride	0.5	mg/kg	< 0.5
o-Xylene	0.1	mg/kg	< 0.1
Styrene	0.5	mg/kg	< 0.5
Tetrachloroethene	0.5	mg/kg	< 0.5
Toluene	0.1	mg/kg	< 0.1
trans-1.2-Dichloroethene	0.5	mg/kg	< 0.5
trans-1.3-Dichloropropene	0.5	mg/kg	< 0.5

Client Sample ID			QC100
Sample Matrix			Soil
Eurofins Sample No.			S24-Fe0017551
Date Sampled			Feb 05, 2024
Test/Reference	LOR	Unit	
Volatile Organics			
Trichloroethene	0.5	mg/kg	< 0.5
Trichlorofluoromethane	0.5	mg/kg	< 0.5
Vinyl chloride	0.5	mg/kg	< 0.5
Xylenes - Total*	0.3	mg/kg	< 0.3
Total MAH*	0.5	mg/kg	< 0.5
Vic EPA IWRG 621 CHC (Total)*	0.5	mg/kg	< 0.5
Vic EPA IWRG 621 Other CHC (Total)*	0.5	mg/kg	< 0.5
4-Bromofluorobenzene (surr.)	1	%	74
Toluene-d8 (surr.)	1	%	67
Organochlorine Pesticides			
Chlordanes - Total	0.1	mg/kg	< 0.1
4.4'-DDD	0.05	mg/kg	< 0.05
4.4'-DDE	0.05	mg/kg	< 0.05
4.4'-DDT	0.05	mg/kg	< 0.05
a-HCH	0.05	mg/kg	< 0.05
Aldrin	0.05	mg/kg	< 0.05
b-HCH	0.05	mg/kg	< 0.05
d-HCH	0.05	mg/kg	< 0.05
Dieldrin	0.05	mg/kg	< 0.05
Endosulfan I	0.05	mg/kg	< 0.05
Endosulfan II	0.05	mg/kg	< 0.05
Endosulfan sulphate	0.05	mg/kg	< 0.05
Endrin	0.05	mg/kg	< 0.05
Endrin aldehyde	0.05	mg/kg	< 0.05
Endrin ketone	0.05	mg/kg	< 0.05
g-HCH (Lindane)	0.05	mg/kg	< 0.05
Heptachlor	0.05	mg/kg	< 0.05
Heptachlor epoxide	0.05	mg/kg	< 0.05
Hexachlorobenzene	0.05	mg/kg	< 0.05
Methoxychlor	0.05	mg/kg	< 0.05
Toxaphene	0.5	mg/kg	< 0.5
Aldrin and Dieldrin (Total)*	0.05	mg/kg	< 0.05
DDT + DDE + DDD (Total)*	0.05	mg/kg	< 0.05
Vic EPA IWRG 621 OCP (Total)*	0.1	mg/kg	< 0.1
Vic EPA IWRG 621 Other OCP (Total)*	0.1	mg/kg	< 0.1
Dibutylchlorendate (surr.)	1	%	INT
Tetrachloro-m-xylene (surr.)	1	%	99
Polychlorinated Biphenyls			
Aroclor-1016	0.1	mg/kg	< 0.1
Aroclor-1221	0.1	mg/kg	< 0.1
Aroclor-1232	0.1	mg/kg	< 0.1
Aroclor-1242	0.1	mg/kg	< 0.1
Aroclor-1248	0.1	mg/kg	< 0.1
Aroclor-1254	0.1	mg/kg	< 0.1
Aroclor-1260	0.1	mg/kg	< 0.1
Total PCB*	0.1	mg/kg	< 0.1
Dibutylchlorendate (surr.)	1	%	INT
Tetrachloro-m-xylene (surr.)	1	%	99

Client Sample ID			QC100
Sample Matrix			Soil
Eurofins Sample No.			S24-Fe0017551
Date Sampled			Feb 05, 2024
Test/Reference	LOR	Unit	
Semivolatile Organics			
Aldrin and Dieldrin (Total)*	0.05	mg/kg	< 0.5
Benzo(a)pyrene TEQ (lower bound) *	0.5	mg/kg	< 0.5
DDT + DDE + DDD (Total)*	0.05	mg/kg	< 1
Total PAH*	0.5	mg/kg	< 0.5
Benzo(a)pyrene TEQ (medium bound) *	0.5	mg/kg	0.6
Benzo(a)pyrene TEQ (upper bound) *	0.5	mg/kg	1.2
2-Methyl-4.6-dinitrophenol	5	mg/kg	< 5
1-Chloronaphthalene	0.5	mg/kg	< 0.5
1-Naphthylamine	0.5	mg/kg	< 0.5
1.2-Dichlorobenzene	0.5	mg/kg	< 0.5
1.2.3-Trichlorobenzene	0.5	mg/kg	< 0.5
1.2.3.4-Tetrachlorobenzene	0.5	mg/kg	< 0.5
1.2.3.5-Tetrachlorobenzene	0.5	mg/kg	< 0.5
1.2.4-Trichlorobenzene	0.5	mg/kg	< 0.5
1.2.4.5-Tetrachlorobenzene	0.5	mg/kg	< 0.5
1.3-Dichlorobenzene	0.5	mg/kg	< 0.5
1.3.5-Trichlorobenzene	0.5	mg/kg	< 0.5
1.4-Dichlorobenzene	0.5	mg/kg	< 0.5
2-Chloronaphthalene	0.5	mg/kg	< 0.5
2-Chlorophenol	0.5	mg/kg	< 0.5
2-Fluorobiphenyl (surr.)	1	%	86
2-Methylnaphthalene	0.5	mg/kg	< 0.5
2-Methylphenol (o-Cresol)	0.2	mg/kg	< 0.2
2-Naphthylamine	0.5	mg/kg	< 0.5
2-Nitroaniline	1	mg/kg	< 1
2-Nitrophenol	1	mg/kg	< 1
2-Picoline	0.5	mg/kg	< 0.5
2.3.4.6-Tetrachlorophenol	0.5	mg/kg	< 0.5
2.4-Dichlorophenol	0.5	mg/kg	< 0.5
2.4-Dimethylphenol	0.5	mg/kg	< 0.5
2.4-Dinitrophenol	5	mg/kg	< 5
2.4-Dinitrotoluene	0.5	mg/kg	< 0.5
2.4.5-Trichlorophenol	1	mg/kg	< 1
2.4.6-Tribromophenol (surr.)	1	%	55
2.4.6-Trichlorophenol	1	mg/kg	< 1
2.6-Dichlorophenol	0.5	mg/kg	< 0.5
2.6-Dinitrotoluene	1	mg/kg	< 1
3&4-Methylphenol (m&p-Cresol)	0.4	mg/kg	< 0.4
3-Methylcholanthrene	0.5	mg/kg	< 0.5
3.3'-Dichlorobenzidine	0.5	mg/kg	< 0.5
4-Aminobiphenyl	0.5	mg/kg	< 0.5
4-Chloro-3-methylphenol	1	mg/kg	< 1
4-Nitrophenol	5	mg/kg	< 5
4.4'-DDD	0.5	mg/kg	< 0.5
4.4'-DDE	0.5	mg/kg	< 0.5
4.4'-DDT	1	mg/kg	< 1
7.12-Dimethylbenz(a)anthracene	0.5	mg/kg	< 0.5
a-HCH	0.5	mg/kg	< 0.5
Acenaphthene	0.5	mg/kg	< 0.5

Client Sample ID			QC100
Sample Matrix			Soil
Eurofins Sample No.			S24-Fe0017551
Date Sampled			Feb 05, 2024
Test/Reference	LOR	Unit	
Semivolatile Organics			
Acenaphthylene	0.5	mg/kg	< 0.5
Acetophenone	0.5	mg/kg	< 0.5
Aldrin	0.5	mg/kg	< 0.5
Aniline	0.5	mg/kg	< 0.5
Anthracene	0.5	mg/kg	< 0.5
b-HCH	0.5	mg/kg	< 0.5
Benz(a)anthracene	0.5	mg/kg	< 0.5
Benzo(a)pyrene	0.5	mg/kg	< 0.5
Benzo(b&j)fluoranthene[N07]	0.5	mg/kg	< 0.5
Benzo(g.h.i)perylene	0.5	mg/kg	< 0.5
Benzo(k)fluoranthene	0.5	mg/kg	< 0.5
Benzyl chloride	0.5	mg/kg	< 0.5
Bis(2-ethylhexyl)phthalate	5	mg/kg	< 5
Butyl benzyl phthalate	0.5	mg/kg	< 0.5
Chrysene	0.5	mg/kg	< 0.5
d-HCH	0.5	mg/kg	< 0.5
Di-n-butyl phthalate	0.5	mg/kg	< 0.5
Di-n-octyl phthalate	0.5	mg/kg	< 0.5
Dibenz(a.h)anthracene	0.5	mg/kg	< 0.5
Dibenz(a.j)acridine	0.5	mg/kg	< 0.5
Dibenzofuran	0.5	mg/kg	< 0.5
Dieldrin	0.5	mg/kg	< 0.5
Diethyl phthalate	0.5	mg/kg	< 0.5
Dimethyl phthalate	0.5	mg/kg	< 0.5
Dimethylaminoazobenzene	0.5	mg/kg	< 0.5
Diphenylamine	0.5	mg/kg	< 0.5
Endosulfan I	0.5	mg/kg	< 0.5
Endosulfan II	0.5	mg/kg	< 0.5
Endosulfan sulphate	0.5	mg/kg	< 0.5
Endrin	0.5	mg/kg	< 0.5
Endrin aldehyde	0.5	mg/kg	< 0.5
Endrin ketone	0.5	mg/kg	< 0.5
Fluoranthene	0.5	mg/kg	< 0.5
Fluorene	0.5	mg/kg	< 0.5
g-HCH (Lindane)	0.5	mg/kg	< 0.5
Heptachlor	0.5	mg/kg	< 0.5
Heptachlor epoxide	0.5	mg/kg	< 0.5
Hexachlorobenzene	0.5	mg/kg	< 0.5
Hexachlorobutadiene	0.5	mg/kg	< 0.5
Hexachlorocyclopentadiene	1	mg/kg	< 1
Hexachloroethane	0.5	mg/kg	< 0.5
Indeno(1.2.3-cd)pyrene	0.5	mg/kg	< 0.5
Methoxychlor	0.5	mg/kg	< 0.5
N-Nitrosodibutylamine	0.5	mg/kg	< 0.5
N-Nitrosodipropylamine	0.5	mg/kg	< 0.5
N-Nitrosopiperidine	0.5	mg/kg	< 0.5
Naphthalene	0.5	mg/kg	< 0.5
Nitrobenzene	0.5	mg/kg	< 0.5
Nitrobenzene-d5 (surr.)	1	%	96

Client Sample ID			QC100
Sample Matrix			**Soil**
Eurofins Sample No.			**S24-Fe0017551**
Date Sampled			**Feb 05, 2024**
Test/Reference	LOR	Unit	
Semivolatile Organics			
Pentachlorobenzene	0.5	mg/kg	< 0.5
Pentachloronitrobenzene	0.5	mg/kg	< 0.5
Pentachlorophenol	1	mg/kg	< 1
Phenanthrene	0.5	mg/kg	< 0.5
Phenol	0.5	mg/kg	< 0.5
Phenol-d6 (surr.)	1	%	99
Pronamide	0.5	mg/kg	< 0.5
Pyrene	0.5	mg/kg	< 0.5
Trifluralin	0.5	mg/kg	< 0.5
Haloethers			
4-Bromophenyl phenyl ether	0.5	mg/kg	< 0.5
4-Chlorophenyl phenyl ether	0.5	mg/kg	< 0.5
Bis(2-chloroethoxy)methane	0.5	mg/kg	< 0.5
Bis(2-chloroisopropyl)ether	0.5	mg/kg	< 0.5

Sample History

Where samples are submitted/analysed over several days, the last date of extraction is reported.

If the date and time of sampling are not provided, the Laboratory will not be responsible for compromised results should testing be performed outside the recommended holding time.

Description	Testing Site	Extracted	Holding Time
Total Recoverable Hydrocarbons - 1999 NEPM Fractions	Sydney	Feb 12, 2024	14 Days
- Method: LTM-ORG-2010 TRH C6-C40			
Total Recoverable Hydrocarbons - 2013 NEPM Fractions	Sydney	Feb 12, 2024	14 Days
- Method: LTM-ORG-2010 TRH C6-C40			
BTEX	Sydney	Feb 12, 2024	14 Days
- Method: LTM-ORG-2010 BTEX and Volatile TRH			
Total Recoverable Hydrocarbons - 2013 NEPM Fractions	Sydney	Feb 12, 2024	14 Days
- Method: LTM-ORG-2010 TRH C6-C40			
Polycyclic Aromatic Hydrocarbons	Sydney	Feb 12, 2024	14 Days
- Method: LTM-ORG-2130 PAH and Phenols in Soil and Water			
Metals M8	Sydney	Feb 12, 2024	28 Days
- Method: LTM-MET-3040 Metals in Waters, Soils & Sediments by ICP-MS			
% Moisture	Sydney	Feb 08, 2024	14 Days
- Method: LTM-GEN-7080 Moisture			
Per- and Polyfluoroalkyl Substances (PFASs)			
Perfluoroalkyl carboxylic acids (PFCAs)	Sydney	Feb 12, 2024	28 Days
- Method: LTM-ORG-2100 Per- and Polyfluoroalkyl Substances (PFAS)			
Perfluoroalkyl sulfonamido substances	Sydney	Feb 12, 2024	28 Days
- Method: LTM-ORG-2100 Per- and Polyfluoroalkyl Substances (PFAS)			
Perfluoroalkyl sulfonic acids (PFSAs)	Sydney	Feb 12, 2024	28 Days
- Method: LTM-ORG-2100 Per- and Polyfluoroalkyl Substances (PFAS)			
n:2 Fluorotelomer sulfonic acids (n:2 FTSAs)	Sydney	Feb 12, 2024	28 Days
- Method: LTM-ORG-2100 Per- and Polyfluoroalkyl Substances (PFAS)			
PFASs Summations	Sydney	Feb 08, 2024	
- Method: LTM-ORG-2100 Per- and Polyfluoroalkyl Substances (PFAS)			
Volatile Organics	Sydney	Feb 12, 2024	7 Days
- Method: LTM-ORG-2150 VOCs in Soils Liquid and other Aqueous Matrices			
Semivolatile Organics	Sydney	Feb 12, 2024	14 Day
- Method: LTM-ORG-2190 SVOC in Water & Soil by GC-MS			
Organochlorine Pesticides	Sydney	Feb 12, 2024	14 Days
- Method: LTM-ORG-2220 OCP & PCB in Soil and Water			
Polychlorinated Biphenyls	Sydney	Feb 12, 2024	28 Days
- Method: LTM-ORG-2220 OCP & PCB in Soil and Water			

eurofins

web: www.eurofins.com.au
email: EnviroSales@eurofins.com

Eurofins Environment Testing Australia Pty Ltd
ABN: 50 005 085 521

Melbourne	Geelong	Sydney	Canberra	Brisbane	Newcastle
6 Monterey Road	19/8 Lewalan Street	179 Magowar Road	Unit 1,2 Dacre Street	1/21 Smallwood Place	1/2 Frost Drive
Dandenong South	Grovedale	Girraween	Mitchell	Murarrie	Mayfield West
VIC 3175	VIC 3216	NSW 2145	ACT 2911	QLD 4172	NSW 2304
+61 3 8564 5000	+61 3 8564 5000	+61 2 9900 8400	+61 2 6113 8091	T: +61 7 3902 4600	+61 2 4968 8448
NATA# 1261	NATA# 1261	NATA# 1261	NATA# 1261	NATA# 1261	NATA# 1261
Site# 1254	Site# 25403	Site# 18217	Site# 25466	Site# 20794	Site# 25079 & 25289

Eurofins ARL Pty Ltd
ABN: 91 05 0159 898

Perth
46-48 Banksia Road
Welshpool
WA 6106
+61 8 6253 4444
NATA# 2377
Site# 2370

Eurofins Environment Testing NZ Ltd
NZBN: 9429046024954

Auckland	Auckland (Asb)	Christchurch	Tauranga
35 O'Rorke Road	Unit C1/4 Pacific Rise,	43 Detroit Drive	1277 Cameron Road,
Penrose,	Mount Wellington,	Rolleston,	Gate Pa,
Auckland 1061	Auckland 1061	Christchurch 7675	Tauranga 3112
+64 9 526 4551	+64 9 525 0568	+64 3 343 5201	+64 9 525 0568
IANZ# 1327	IANZ# 1308	IANZ# 1290	IANZ# 1402

Company Name: Senversa Pty Ltd NSW
Address: Level 24, 1 Market Street
SYDNEY
NSW 2000

Project Name: SMITHFIELD
Project ID: 21182

Order No.:
Report #: 1066481
Phone: 02 9994 8016
Fax: 03 9606 0074

Received: Feb 6, 2024 4:50 PM
Due: Feb 13, 2024
Priority: 5 Day
Contact Name: Julia Nicholson

Eurofins Analytical Services Manager : Adam Bateup

Sample Detail						Asbestos - AS4964	Asbestos - WA guidelines	HOLD	Suite B13: OCP/PCB	Moisture Set	Eurofins Suite B7	BTEXN and Volatile TRH	Eurofins Suite SVV: SVOC/VOC	Per- and Polyfluoroalkyl Substances (PFASs)	BTEXN and Volatile TRH
Sydney Laboratory - NATA # 1261 Site # 18217						X	X	X	X	X	X	X	X	X	X
External Laboratory															
No	**Sample ID**	**Sample Date**	**Sampling Time**	**Matrix**	**LAB ID**										
1	SB01_0.1-0.2	Feb 05, 2024		Soil	S24-Fe0017527	X				X	X				
2	SB02_0.1-0.2	Feb 05, 2024		Soil	S24-Fe0017528	X				X					
3	SB02_0.3-0.4	Feb 05, 2024		Soil	S24-Fe0017529					X	X				
4	SB03_0.1-0.2	Feb 05, 2024		Soil	S24-Fe0017530	X				X	X				
5	SB04_0.1-0.2	Feb 05, 2024		Soil	S24-Fe0017531	X				X					
6	SB04_0.2-0.3	Feb 05, 2024		Soil	S24-Fe0017532					X	X				
7	SB05_0.1-0.2	Feb 05, 2024		Soil	S24-Fe0017533	X				X	X				
8	SB06_0-0.1	Feb 05, 2024		Soil	S24-Fe0017534	X				X	X			X	
9	SB07_0-0.1	Feb 05, 2024		Soil	S24-Fe0017535		X			X	X			X	
10	SB08_0.25-0.3	Feb 05, 2024		Soil	S24-Fe0017536	X				X					
11	SB08_0.3-0.4	Feb 05, 2024		Soil	S24-Fe0017537					X	X				
12	SB09_0.1-0.2	Feb 05, 2024		Soil	S24-Fe0017538	X				X	X				
13	SB10_0.2-0.3	Feb 05, 2024		Soil	S24-Fe0017539	X				X					

eurofins

web: www.eurofins.com.au
email: EnviroSales@eurofins.com

Eurofins Environment Testing Australia Pty Ltd
ABN: 50 005 085 521

Melbourne	Geelong	Sydney	Canberra	Brisbane	Newcastle
6 Monterey Road	19/8 Lewalan Street	179 Magowar Road	Unit 1,2 Dacre Street	1/21 Smallwood Place	1/2 Frost Drive
Dandenong South	Grovedale	Girraween	Mitchell	Murarrie	Mayfield West
VIC 3175	VIC 3216	NSW 2145	ACT 2911	QLD 4172	NSW 2304
+61 3 8564 5000	+61 3 8564 5000	+61 2 9900 8400	+61 2 6113 8091	T: +61 7 3902 4600	+61 2 4968 8448
NATA# 1261	NATA# 1261	NATA# 1261	NATA# 1261	NATA# 1261	NATA# 1261
Site# 1254	Site# 25403	Site# 18217	Site# 25466	Site# 20794	Site# 25079 & 25289

Eurofins ARL Pty Ltd
ABN: 91 05 0159 898

Perth
46-48 Banksia Road
Welshpool
WA 6106
+61 8 6253 4444
NATA# 2377
Site# 2370

Eurofins Environment Testing NZ Ltd
NZBN: 9429046024954

Auckland	Auckland (Asb)	Christchurch	Tauranga
35 O'Rorke Road	Unit C1/4 Pacific Rise,	43 Detroit Drive	1277 Cameron Road,
Penrose,	Mount Wellington,	Rolleston,	Gate Pa,
Auckland 1061	Auckland 1061	Christchurch 7675	Tauranga 3112
+64 9 526 4551	+64 9 525 0568	+64 3 343 5201	+64 9 525 0568
IANZ# 1327	IANZ# 1308	IANZ# 1290	IANZ# 1402

Company Name: Senversa Pty Ltd NSW
Address: Level 24, 1 Market Street
SYDNEY
NSW 2000

Order No.:
Report #: 1066481
Phone: 02 9994 8016
Fax: 03 9606 0074

Received: Feb 6, 2024 4:50 PM
Due: Feb 13, 2024
Priority: 5 Day
Contact Name: Julia Nicholson

Project Name: SMITHFIELD
Project ID: 21182

Eurofins Analytical Services Manager : Adam Bateup

Sample Detail						Asbestos - AS4964	Asbestos - WA guidelines	HOLD	Suite B13: OCP/PCB	Moisture Set	Eurofins Suite B7	BTEXN and Volatile TRH	Eurofins Suite SVV: SVOC/VOC	Per- and Polyfluoroalkyl Substances (PFASs)	BTEXN and Volatile TRH
Sydney Laboratory - NATA # 1261 Site # 18217						X	X	X	X	X	X	X	X	X	X
14	SB10_0.5-0.6	Feb 05, 2024		Soil	S24-Fe0017540					X	X				
15	SB11_0.2-0.3	Feb 05, 2024		Soil	S24-Fe0017541	X				X					
16	SB11_0.8-0.9	Feb 05, 2024		Soil	S24-Fe0017542					X	X				
17	SB12_0.2-0.3	Feb 05, 2024		Soil	S24-Fe0017543	X				X					
18	SB12_0.4-0.5	Feb 05, 2024		Soil	S24-Fe0017544					X	X				
19	SB13_0.2-0.3	Feb 05, 2024		Soil	S24-Fe0017545				X	X	X		X	X	
20	SB14_0.2-0.3	Feb 05, 2024		Soil	S24-Fe0017546	X				X	X				
21	MW04_0.05-0.1	Feb 05, 2024		Soil	S24-Fe0017547	X				X	X				
22	MW04_2-2.1	Feb 05, 2024		Soil	S24-Fe0017548					X	X				
23	MW05_0-0.1	Feb 05, 2024		Soil	S24-Fe0017549		X		X	X	X		X	X	
24	MW05_2.5-2.6	Feb 05, 2024		Soil	S24-Fe0017550					X	X				
25	QC100	Feb 05, 2024		Soil	S24-Fe0017551		X		X	X	X		X	X	
26	QC300	Feb 05, 2024		Water	S24-Fe0017552				X		X		X	X	
27	QC400	Feb 05, 2024		Water	S24-Fe0017553									X	
28	TS	Feb 04, 2024		Water	S24-Fe0017554										X

eurofins

web: www.eurofins.com.au
email: EnviroSales@eurofins.com

Eurofins Environment Testing Australia Pty Ltd
ABN: 50 005 085 521

Melbourne
6 Monterey Road
Dandenong South
VIC 3175
+61 3 8564 5000
NATA# 1261
Site# 1254

Geelong
19/8 Lewalan Street
Grovedale
VIC 3216
+61 3 8564 5000
NATA# 1261
Site# 25403

Sydney
179 Magowar Road
Girraween
NSW 2145
+61 2 9900 8400
NATA# 1261
Site# 18217

Canberra
Unit 1,2 Dacre Street
Mitchell
ACT 2911
+61 2 6113 8091
NATA# 1261
Site# 25466

Brisbane
1/21 Smallwood Place
Murarrie
QLD 4172
T: +61 7 3902 4600
NATA# 1261
Site# 20794

Newcastle
1/2 Frost Drive
Mayfield West
NSW 2304
+61 2 4968 8448
NATA# 1261
Site# 25079 & 25289

Eurofins ARL Pty Ltd
ABN: 91 05 0159 898

Perth
46-48 Banksia Road
Welshpool
WA 6106
+61 8 6253 4444
NATA# 2377
Site# 2370

Eurofins Environment Testing NZ Ltd
NZBN: 9429046024954

Auckland
35 O'Rorke Road
Penrose,
Auckland 1061
+64 9 526 4551
IANZ# 1327

Auckland (Asb)
Unit C1/4 Pacific Rise,
Mount Wellington,
Auckland 1061
+64 9 525 0568
IANZ# 1308

Christchurch
43 Detroit Drive
Rolleston,
Christchurch 7675
+64 3 343 5201
IANZ# 1290

Tauranga
1277 Cameron Road,
Gate Pa,
Tauranga 3112
+64 9 525 0568
IANZ# 1402

Company Name: Senversa Pty Ltd NSW
Address: Level 24, 1 Market Street
SYDNEY
NSW 2000

Project Name: SMITHFIELD
Project ID: 21182

Order No.:
Report #: 1066481
Phone: 02 9994 8016
Fax: 03 9606 0074

Received: Feb 6, 2024 4:50 PM
Due: Feb 13, 2024
Priority: 5 Day
Contact Name: Julia Nicholson

Eurofins Analytical Services Manager : Adam Bateup

Sample Detail						Asbestos - AS4964	Asbestos - WA guidelines	HOLD	Suite B13: OCP/PCB	Moisture Set	Eurofins Suite B7	BTEXN and Volatile TRH	Eurofins Suite SVV: SVOC/VOC	Per- and Polyfluoroalkyl Substances (PFASs)	BTEXN and Volatile TRH
Sydney Laboratory - NATA # 1261 Site # 18217						X	X	X	X	X	X	X	X	X	X
29	TB	Feb 04, 2024		Water	S24-Fe0017555							X			
30	SB01_0.2-0.3	Feb 05, 2024		Soil	S24-Fe0017556			X							
31	SB01_0.5-0.6	Feb 05, 2024		Soil	S24-Fe0017557			X							
32	SB01_0.6-0.7	Feb 05, 2024		Soil	S24-Fe0017558			X							
33	SB02_1.1-1.2	Feb 05, 2024		Soil	S24-Fe0017559			X							
34	SB03_0.2-0.3	Feb 05, 2024		Soil	S24-Fe0017560			X							
35	SB03_1.1-1.2	Feb 05, 2024		Soil	S24-Fe0017561			X							
36	SB04_0.5-0.6	Feb 05, 2024		Soil	S24-Fe0017562			X							
37	SB04_1.1-1.2	Feb 05, 2024		Soil	S24-Fe0017563			X							
38	SB05_0.2-0.3	Feb 05, 2024		Soil	S24-Fe0017564			X							
39	SB05_1-1.1	Feb 05, 2024		Soil	S24-Fe0017565			X							
40	SB06_0.2-0.3	Feb 05, 2024		Soil	S24-Fe0017566			X							
41	SB06_0.5-0.6	Feb 05, 2024		Soil	S24-Fe0017567			X							
42	SB06_1.1-1.2	Feb 05, 2024		Soil	S24-Fe0017568			X							
43	SB07_0.1-0.2	Feb 05, 2024		Soil	S24-Fe0017569			X							
44	SB07_0.6-0.7	Feb 05, 2024		Soil	S24-Fe0017570			X							

eurofins

web: www.eurofins.com.au
email: EnviroSales@eurofins.com

Eurofins Environment Testing Australia Pty Ltd
ABN: 50 005 085 521

Melbourne
6 Monterey Road
Dandenong South
VIC 3175
+61 3 8564 5000
NATA# 1261
Site# 1254

Geelong
19/8 Lewalan Street
Grovedale
VIC 3216
+61 3 8564 5000
NATA# 1261
Site# 25403

Sydney
179 Magowar Road
Girraween
NSW 2145
+61 2 9900 8400
NATA# 1261
Site# 18217

Canberra
Unit 1,2 Dacre Street
Mitchell
ACT 2911
+61 2 6113 8091
NATA# 1261
Site# 25466

Brisbane
1/21 Smallwood Place
Murarrie
QLD 4172
T: +61 7 3902 4600
NATA# 1261
Site# 20794

Newcastle
1/2 Frost Drive
Mayfield West
NSW 2304
+61 2 4968 8448
NATA# 1261
Site# 25079 & 25289

Eurofins ARL Pty Ltd
ABN: 91 05 0159 898

Perth
46-48 Banksia Road
Welshpool
WA 6106
+61 8 6253 4444
NATA# 2377
Site# 2370

Eurofins Environment Testing NZ Ltd
NZBN: 9429046024954

Auckland
35 O'Rorke Road
Penrose,
Auckland 1061
+64 9 526 4551
IANZ# 1327

Auckland (Asb)
Unit C1/4 Pacific Rise,
Mount Wellington,
Auckland 1061
+64 9 525 0568
IANZ# 1308

Christchurch
43 Detroit Drive
Rolleston,
Christchurch 7675
+64 3 343 5201
IANZ# 1290

Tauranga
1277 Cameron Road,
Gate Pa,
Tauranga 3112
+64 9 525 0568
IANZ# 1402

Company Name: Senversa Pty Ltd NSW
Address: Level 24, 1 Market Street
SYDNEY
NSW 2000

Project Name: SMITHFIELD
Project ID: 21182

Order No.:
Report #: 1066481
Phone: 02 9994 8016
Fax: 03 9606 0074

Received: Feb 6, 2024 4:50 PM
Due: Feb 13, 2024
Priority: 5 Day
Contact Name: Julia Nicholson

Eurofins Analytical Services Manager : Adam Bateup

Sample Detail						Asbestos - AS4964	Asbestos - WA guidelines	HOLD	Suite B13: OCP/PCB	Moisture Set	Eurofins Suite B7	BTEXN and Volatile TRH	Eurofins Suite SVV: SVOC/VOC	Per- and Polyfluoroalkyl Substances (PFASs)	BTEXN and Volatile TRH
Sydney Laboratory - NATA # 1261 Site # 18217						X	X	X	X	X	X	X	X	X	X
45	SB07_1.1-1.2	Feb 05, 2024		Soil	S24-Fe0017571			X							
46	SB08_1-1.1	Feb 05, 2024		Soil	S24-Fe0017572			X							
47	SB09_0.5-0.6	Feb 05, 2024		Soil	S24-Fe0017573			X							
48	SB09_1.1-1.2	Feb 05, 2024		Soil	S24-Fe0017574			X							
49	SB10_0.3-0.4	Feb 05, 2024		Soil	S24-Fe0017575			X							
50	SB10_1-1.1	Feb 05, 2024		Soil	S24-Fe0017576			X							
51	SB11_0.3-0.4	Feb 05, 2024		Soil	S24-Fe0017577			X							
52	SB12_1-1.1	Feb 05, 2024		Soil	S24-Fe0017578			X							
53	SB13_0.5-0.6	Feb 05, 2024		Soil	S24-Fe0017579			X							
54	SB13_1-1.1	Feb 05, 2024		Soil	S24-Fe0017580			X							
55	SB14_0.5-0.6	Feb 05, 2024		Soil	S24-Fe0017581			X							
56	SB14_1-1.1	Feb 05, 2024		Soil	S24-Fe0017582			X							
57	MW04_0.1-0.2	Feb 05, 2024		Soil	S24-Fe0017583			X							
58	MW04_0.8-0.9	Feb 05, 2024		Soil	S24-Fe0017584			X							
59	MW04_3-3.1	Feb 05, 2024		Soil	S24-Fe0017585			X							
60	MW04_4-4.1	Feb 05, 2024		Soil	S24-Fe0017586			X							

eurofins

web: www.eurofins.com.au
email: EnviroSales@eurofins.com

Eurofins Environment Testing Australia Pty Ltd
ABN: 50 005 085 521

Melbourne	Geelong	Sydney	Canberra	Brisbane	Newcastle
6 Monterey Road	19/8 Lewalan Street	179 Magowar Road	Unit 1,2 Dacre Street	1/21 Smallwood Place	1/2 Frost Drive
Dandenong South	Grovedale	Girraween	Mitchell	Murarrie	Mayfield West
VIC 3175	VIC 3216	NSW 2145	ACT 2911	QLD 4172	NSW 2304
+61 3 8564 5000	+61 3 8564 5000	+61 2 9900 8400	+61 2 6113 8091	T: +61 7 3902 4600	+61 2 4968 8448
NATA# 1261	NATA# 1261	NATA# 1261	NATA# 1261	NATA# 1261	NATA# 1261
Site# 1254	Site# 25403	Site# 18217	Site# 25466	Site# 20794	Site# 25079 & 25289

Eurofins ARL Pty Ltd
ABN: 91 05 0159 898

Perth
46-48 Banksia Road
Welshpool
WA 6106
+61 8 6253 4444
NATA# 2377
Site# 2370

Eurofins Environment Testing NZ Ltd
NZBN: 9429046024954

Auckland	Auckland (Asb)	Christchurch	Tauranga
35 O'Rorke Road	Unit C1/4 Pacific Rise,	43 Detroit Drive	1277 Cameron Road,
Penrose,	Mount Wellington,	Rolleston,	Gate Pa,
Auckland 1061	Auckland 1061	Christchurch 7675	Tauranga 3112
+64 9 526 4551	+64 9 525 0568	+64 3 343 5201	+64 9 525 0568
IANZ# 1327	IANZ# 1308	IANZ# 1290	IANZ# 1402

Company Name: Senversa Pty Ltd NSW
Address: Level 24, 1 Market Street
SYDNEY
NSW 2000

Project Name: SMITHFIELD
Project ID: 21182

Order No.:
Report #: 1066481
Phone: 02 9994 8016
Fax: 03 9606 0074

Received: Feb 6, 2024 4:50 PM
Due: Feb 13, 2024
Priority: 5 Day
Contact Name: Julia Nicholson

Eurofins Analytical Services Manager : Adam Bateup

Sample Detail						Asbestos - AS4964	Asbestos - WA guidelines	HOLD	Suite B13: OCP/PCB	Moisture Set	Eurofins Suite B7	BTEXN and Volatile TRH	Eurofins Suite SVV: SVOC/VOC	Per- and Polyfluoroalkyl Substances (PFASs)	BTEXN and Volatile TRH
Sydney Laboratory - NATA # 1261 Site # 18217						X	X	X	X	X	X	X	X	X	X
61	MW04_5-5.1	Feb 05, 2024		Soil	S24-Fe0017587			X							
62	MW04_6.4-6.5	Feb 05, 2024		Soil	S24-Fe0017588			X							
63	MW05_0.2-0.3	Feb 05, 2024		Soil	S24-Fe0017589			X							
64	MW05_0.5-0.6	Feb 05, 2024		Soil	S24-Fe0017590			X							
65	MW05_1.2-1.3	Feb 05, 2024		Soil	S24-Fe0017591			X							
66	MW05_1.5-1.6	Feb 05, 2024		Soil	S24-Fe0017592			X							
67	MW05_2.2-2.3	Feb 05, 2024		Soil	S24-Fe0017593			X							
68	MW05_3-3.1	Feb 05, 2024		Soil	S24-Fe0017594			X							
69	MW05_4-4.1	Feb 05, 2024		Soil	S24-Fe0017595			X							
70	MW05_5-5.1	Feb 05, 2024		Soil	S24-Fe0017596			X							
Test Counts						13	3	41	4	25	20	1	4	7	1

Internal Quality Control Review and Glossary

General

1. Laboratory QC results for Method Blanks, Duplicates, Matrix Spikes, and Laboratory Control Samples follow guidelines delineated in the National Environment Protection (Assessment of Site Contamination) Measure 1999, as amended May 2013. They are included in this QC report where applicable. Additional QC data may be available on request.
2. All soil/sediment/solid results are reported on a dry weight basis unless otherwise stated.
3. All biota/food results are reported on a wet weight basis on the edible portion unless otherwise stated.
4. For CEC results where the sample's origin is unknown or environmentally contaminated, the results should be used advisedly.
5. Actual LORs are matrix dependent. Quoted LORs may be raised where sample extracts are diluted due to interferences.
6. Results are uncorrected for matrix spikes or surrogate recoveries except for PFAS compounds.
7. SVOC analysis on waters is performed on homogenised, unfiltered samples unless noted otherwise.
8. Samples were analysed on an 'as received' basis.
9. Information identified in this report with blue colour indicates data provided by customers that may have an impact on the results.
10. This report replaces any interim results previously issued.

Holding Times

Please refer to the 'Sample Preservation and Container Guide' for holding times (QS3001).

For samples received on the last day of holding time, notification of testing requirements should have been received at least 6 hours before sample receipt deadlines as stated on the SRA.

If the Laboratory did not receive the information in the required timeframe, and despite any other integrity issues, suitably qualified results may still be reported.

Holding times apply from the date of sampling; therefore, compliance with these may be outside the laboratory's control.

For VOCs containing vinyl chloride, styrene and 2-chloroethyl vinyl ether, the holding time is 7 days; however, for all other VOCs, such as BTEX or C6-10 TRH, the holding time is 14 days.

Units

mg/kg: milligrams per kilogram	**mg/L:** milligrams per litre	**ppm:** parts per million
µg/L: micrograms per litre	**ppb:** parts per billion	**%:** Percentage
org/100 mL: Organisms per 100 millilitres	**NTU:** Nephelometric Turbidity Units	**MPN/100 mL:** Most Probable Number of organisms per 100 millilitres
CFU: Colony forming unit	**Colour:** Pt-Co Units	

Terms

APHA	American Public Health Association
CEC	Cation Exchange Capacity
COC	Chain of Custody
CP	Client Parent - QC was performed on samples pertaining to this report
CRM	Certified Reference Material (ISO17034) - reported as percent recovery.
Dry	Where moisture has been determined on a solid sample, the result is expressed on a dry weight basis.
Duplicate	A second piece of analysis from the same sample and reported in the same units as the result to show comparison.
LOR	Limit of Reporting.
LCS	Laboratory Control Sample - reported as percent recovery.
Method Blank	In the case of solid samples, these are performed on laboratory-certified clean sands and in the case of water samples, these are performed on de-ionised water.
NCP	Non-Client Parent - QC performed on samples not pertaining to this report, QC represents the sequence or batch that client samples were analysed within.
RPD	Relative Percent Difference between two Duplicate pieces of analysis.
SPIKE	Addition of the analyte to the sample and reported as percentage recovery.
SRA	Sample Receipt Advice
Surr - Surrogate	The addition of a similar compound to the analyte target is reported as percentage recovery. See below for acceptance criteria.
TBTO	Tributyltin oxide (*bis*-tributyltin oxide) - individual tributyltin compounds cannot be identified separately in the environment; however, free tributyltin was measured, and its values were converted stoichiometrically into tributyltin oxide for comparison with regulatory limits.
TCLP	Toxicity Characteristic Leaching Procedure
TEQ	Toxic Equivalency Quotient or Total Equivalence
QSM	US Department of Defense Quality Systems Manual Version 5.4
US EPA	United States Environmental Protection Agency
WA DWER	Sum of PFBA, PFPeA, PFHxA, PFHpA, PFOA, PFBS, PFHxS, PFOS, 6:2 FTSA, 8:2 FTSA

QC - Acceptance Criteria

The acceptance criteria should only be used as a guide and may be different when site-specific Sampling Analysis and Quality Plan (SAQP) have been implemented.

RPD Duplicates: Global RPD Duplicates Acceptance Criteria is ≤30%; however, the following acceptance guidelines are equally applicable:

Results <10 times the LOR:	No Limit
Results between 10-20 times the LOR:	RPD must lie between 0-50%
Results >20 times the LOR:	RPD must lie between 0-30%

NOTE: pH duplicates are reported as a range, not as RPD

Surrogate Recoveries: Recoveries must lie between 20-130% for Speciated Phenols & 50-150% for PFAS. SVOCs recoveries 20 – 150%, VOC recoveries 70 – 130%

PFAS field samples containing surrogate recoveries above the QC limit designated in QSM 5.4, where no positive PFAS results have been reported or reviewed, and no data was affected.

QC Data General Comments

1. Where a result is reported as less than (<), higher than the nominated LOR, this is due to either matrix interference, extract dilution required due to interferences or contaminant levels within the sample, high moisture content or insufficient sample provided.
2. Duplicate data shown within this report that states the word "BATCH" is a Batch Duplicate from outside of your sample batch but within the laboratory sample batch at a 1:10 ratio. The Parent and Duplicate data shown are not data from your samples.
3. pH and Free Chlorine analysed in the laboratory - Analysis on this test must begin within 30 minutes of sampling. Therefore, laboratory analysis is unlikely to be completed within holding time.Analysis will begin as soon as possible after sample receipt.
4. Recovery Data (Spikes & Surrogates) - where chromatographic interference does not allow the determination of recovery, the term "INT" appears against that analyte.
5. For Matrix Spikes and LCS results, a dash "-" in the report means that the specific analyte was not added to the QC sample.
6. Duplicate RPDs are calculated from raw analytical data; thus, it is possible to have two sets of data.

Quality Control Results

Test	Units	Result 1			Acceptance Limits	Pass Limits	Qualifying Code
Method Blank							
Total Recoverable Hydrocarbons							
TRH C6-C9	mg/kg	< 20			20	Pass	
TRH C10-C14	mg/kg	< 20			20	Pass	
TRH C15-C28	mg/kg	< 50			50	Pass	
TRH C29-C36	mg/kg	< 50			50	Pass	
TRH C6-C10	mg/kg	< 20			20	Pass	
TRH >C10-C16	mg/kg	< 50			50	Pass	
TRH >C16-C34	mg/kg	< 100			100	Pass	
TRH >C34-C40	mg/kg	< 100			100	Pass	
Method Blank							
BTEX							
Benzene	mg/kg	< 0.1			0.1	Pass	
Toluene	mg/kg	< 0.1			0.1	Pass	
Ethylbenzene	mg/kg	< 0.1			0.1	Pass	
m&p-Xylenes	mg/kg	< 0.2			0.2	Pass	
o-Xylene	mg/kg	< 0.1			0.1	Pass	
Xylenes - Total*	mg/kg	< 0.3			0.3	Pass	
Method Blank							
Total Recoverable Hydrocarbons - 2013 NEPM Fractions							
Naphthalene	mg/kg	< 0.5			0.5	Pass	
Method Blank							
Polycyclic Aromatic Hydrocarbons							
Acenaphthene	mg/kg	< 0.5			0.5	Pass	
Acenaphthylene	mg/kg	< 0.5			0.5	Pass	
Anthracene	mg/kg	< 0.5			0.5	Pass	
Benz(a)anthracene	mg/kg	< 0.5			0.5	Pass	
Benzo(a)pyrene	mg/kg	< 0.5			0.5	Pass	
Benzo(b&j)fluoranthene	mg/kg	< 0.5			0.5	Pass	
Benzo(g.h.i)perylene	mg/kg	< 0.5			0.5	Pass	
Benzo(k)fluoranthene	mg/kg	< 0.5			0.5	Pass	
Chrysene	mg/kg	< 0.5			0.5	Pass	
Dibenz(a.h)anthracene	mg/kg	< 0.5			0.5	Pass	
Fluoranthene	mg/kg	< 0.5			0.5	Pass	
Fluorene	mg/kg	< 0.5			0.5	Pass	
Indeno(1.2.3-cd)pyrene	mg/kg	< 0.5			0.5	Pass	
Naphthalene	mg/kg	< 0.5			0.5	Pass	
Phenanthrene	mg/kg	< 0.5			0.5	Pass	
Pyrene	mg/kg	< 0.5			0.5	Pass	
Method Blank							
Heavy Metals							
Arsenic	mg/kg	< 2			2	Pass	
Cadmium	mg/kg	< 0.4			0.4	Pass	
Chromium	mg/kg	< 5			5	Pass	
Copper	mg/kg	< 5			5	Pass	
Lead	mg/kg	< 5			5	Pass	
Mercury	mg/kg	< 0.1			0.1	Pass	
Nickel	mg/kg	< 5			5	Pass	
Zinc	mg/kg	< 5			5	Pass	
Method Blank							
Perfluoroalkyl carboxylic acids (PFCAs)							
Perfluorobutanoic acid (PFBA)	ug/kg	< 5			5	Pass	

Test	Units	Result 1			Acceptance Limits	Pass Limits	Qualifying Code
Perfluoropentanoic acid (PFPeA)	ug/kg	< 5			5	Pass	
Perfluorohexanoic acid (PFHxA)	ug/kg	< 5			5	Pass	
Perfluoroheptanoic acid (PFHpA)	ug/kg	< 5			5	Pass	
Perfluorooctanoic acid (PFOA)	ug/kg	< 5			5	Pass	
Perfluorononanoic acid (PFNA)	ug/kg	< 5			5	Pass	
Perfluorodecanoic acid (PFDA)	ug/kg	< 5			5	Pass	
Perfluoroundecanoic acid (PFUnDA)	ug/kg	< 5			5	Pass	
Perfluorododecanoic acid (PFDoDA)	ug/kg	< 5			5	Pass	
Perfluorotridecanoic acid (PFTrDA)	ug/kg	< 5			5	Pass	
Perfluorotetradecanoic acid (PFTeDA)	ug/kg	< 5			5	Pass	
Method Blank							
Perfluoroalkyl sulfonamido substances							
Perfluorooctane sulfonamide (FOSA)	ug/kg	< 5			5	Pass	
N-methylperfluoro-1-octane sulfonamide (N-MeFOSA)	ug/kg	< 5			5	Pass	
N-ethylperfluoro-1-octane sulfonamide (N-EtFOSA)	ug/kg	< 5			5	Pass	
2-(N-methylperfluoro-1-octane sulfonamido)-ethanol(N-MeFOSE)	ug/kg	< 5			5	Pass	
2-(N-ethylperfluoro-1-octane sulfonamido)-ethanol(N-EtFOSE)	ug/kg	< 5			5	Pass	
N-ethyl-perfluorooctanesulfonamidoacetic acid (N-EtFOSAA)	ug/kg	< 10			10	Pass	
N-methyl-perfluorooctanesulfonamidoacetic acid (N-MeFOSAA)	ug/kg	< 10			10	Pass	
Method Blank							
Perfluoroalkyl sulfonic acids (PFSAs)							
Perfluorobutanesulfonic acid (PFBS)	ug/kg	< 5			5	Pass	
Perfluorononanesulfonic acid (PFNS)	ug/kg	< 5			5	Pass	
Perfluoropropanesulfonic acid (PFPrS)	ug/kg	< 5			5	Pass	
Perfluoropentanesulfonic acid (PFPeS)	ug/kg	< 5			5	Pass	
Perfluorohexanesulfonic acid (PFHxS)	ug/kg	< 5			5	Pass	
Perfluoroheptanesulfonic acid (PFHpS)	ug/kg	< 5			5	Pass	
Perfluorooctanesulfonic acid (PFOS)	ug/kg	< 5			5	Pass	
Perfluorodecanesulfonic acid (PFDS)	ug/kg	< 5			5	Pass	
Method Blank							
n:2 Fluorotelomer sulfonic acids (n:2 FTSAs)							
1H.1H.2H.2H-perfluorohexanesulfonic acid (4:2 FTSA)	ug/kg	< 5			5	Pass	
1H.1H.2H.2H-perfluorooctanesulfonic acid(6:2 FTSA)	ug/kg	< 10			10	Pass	
1H.1H.2H.2H-perfluorodecanesulfonic acid (8:2 FTSA)	ug/kg	< 5			5	Pass	
1H.1H.2H.2H-perfluorododecanesulfonic acid (10:2 FTSA)	ug/kg	< 5			5	Pass	
Method Blank							
Volatile Organics							
1.1-Dichloroethane	mg/kg	< 0.5			0.5	Pass	
1.1-Dichloroethene	mg/kg	< 0.5			0.5	Pass	
1.1.1-Trichloroethane	mg/kg	< 0.5			0.5	Pass	
1.1.1.2-Tetrachloroethane	mg/kg	< 0.5			0.5	Pass	
1.1.2-Trichloroethane	mg/kg	< 0.5			0.5	Pass	
1.1.2.2-Tetrachloroethane	mg/kg	< 0.5			0.5	Pass	
1.2-Dibromoethane	mg/kg	< 0.5			0.5	Pass	
1.2-Dichlorobenzene	mg/kg	< 0.5			0.5	Pass	
1.2-Dichloroethane	mg/kg	< 0.5			0.5	Pass	
1.2-Dichloropropane	mg/kg	< 0.5			0.5	Pass	
1.2.3-Trichloropropane	mg/kg	< 0.5			0.5	Pass	
1.2.4-Trimethylbenzene	mg/kg	< 0.5			0.5	Pass	
1.3-Dichlorobenzene	mg/kg	< 0.5			0.5	Pass	
1.3-Dichloropropane	mg/kg	< 0.5			0.5	Pass	
1.3.5-Trimethylbenzene	mg/kg	< 0.5			0.5	Pass	
1.4-Dichlorobenzene	mg/kg	< 0.5			0.5	Pass	
2-Butanone (MEK)	mg/kg	< 0.5			0.5	Pass	

Test	Units	Result 1			Acceptance Limits	Pass Limits	Qualifying Code
2-Propanone (Acetone)	mg/kg	< 0.5			0.5	Pass	
4-Chlorotoluene	mg/kg	< 0.5			0.5	Pass	
4-Methyl-2-pentanone (MIBK)	mg/kg	< 0.5			0.5	Pass	
Allyl chloride	mg/kg	< 0.5			0.5	Pass	
Bromobenzene	mg/kg	< 0.5			0.5	Pass	
Bromochloromethane	mg/kg	< 0.5			0.5	Pass	
Bromodichloromethane	mg/kg	< 0.5			0.5	Pass	
Bromoform	mg/kg	< 0.5			0.5	Pass	
Bromomethane	mg/kg	< 0.5			0.5	Pass	
Carbon disulfide	mg/kg	< 0.5			0.5	Pass	
Carbon Tetrachloride	mg/kg	< 0.5			0.5	Pass	
Chlorobenzene	mg/kg	< 0.5			0.5	Pass	
Chloroethane	mg/kg	< 0.5			0.5	Pass	
Chloroform	mg/kg	< 0.5			0.5	Pass	
Chloromethane	mg/kg	< 0.5			0.5	Pass	
cis-1.2-Dichloroethene	mg/kg	< 0.5			0.5	Pass	
cis-1.3-Dichloropropene	mg/kg	< 0.5			0.5	Pass	
Dibromochloromethane	mg/kg	< 0.5			0.5	Pass	
Dibromomethane	mg/kg	< 0.5			0.5	Pass	
Dichlorodifluoromethane	mg/kg	< 0.5			0.5	Pass	
Iodomethane	mg/kg	< 0.5			0.5	Pass	
Isopropyl benzene (Cumene)	mg/kg	< 0.5			0.5	Pass	
Methylene Chloride	mg/kg	< 0.5			0.5	Pass	
Styrene	mg/kg	< 0.5			0.5	Pass	
Tetrachloroethene	mg/kg	< 0.5			0.5	Pass	
trans-1.2-Dichloroethene	mg/kg	< 0.5			0.5	Pass	
trans-1.3-Dichloropropene	mg/kg	< 0.5			0.5	Pass	
Trichloroethene	mg/kg	< 0.5			0.5	Pass	
Trichlorofluoromethane	mg/kg	< 0.5			0.5	Pass	
Vinyl chloride	mg/kg	< 0.5			0.5	Pass	
Method Blank							
Organochlorine Pesticides							
Chlordanes - Total	mg/kg	< 0.1			0.1	Pass	
4.4'-DDD	mg/kg	< 0.05			0.05	Pass	
4.4'-DDE	mg/kg	< 0.05			0.05	Pass	
4.4'-DDT	mg/kg	< 0.05			0.05	Pass	
a-HCH	mg/kg	< 0.05			0.05	Pass	
Aldrin	mg/kg	< 0.05			0.05	Pass	
b-HCH	mg/kg	< 0.05			0.05	Pass	
d-HCH	mg/kg	< 0.05			0.05	Pass	
Dieldrin	mg/kg	< 0.05			0.05	Pass	
Endosulfan I	mg/kg	< 0.05			0.05	Pass	
Endosulfan II	mg/kg	< 0.05			0.05	Pass	
Endosulfan sulphate	mg/kg	< 0.05			0.05	Pass	
Endrin	mg/kg	< 0.05			0.05	Pass	
Endrin aldehyde	mg/kg	0.05			0.05	Pass	
Endrin ketone	mg/kg	< 0.05			0.05	Pass	
g-HCH (Lindane)	mg/kg	< 0.05			0.05	Pass	
Heptachlor	mg/kg	< 0.05			0.05	Pass	
Heptachlor epoxide	mg/kg	< 0.05			0.05	Pass	
Hexachlorobenzene	mg/kg	< 0.05			0.05	Pass	
Methoxychlor	mg/kg	< 0.05			0.05	Pass	
Toxaphene	mg/kg	< 0.5			0.5	Pass	
Method Blank							

Test	Units	Result 1			Acceptance Limits	Pass Limits	Qualifying Code
Polychlorinated Biphenyls							
Aroclor-1016	mg/kg	< 0.1			0.1	Pass	
Aroclor-1221	mg/kg	< 0.1			0.1	Pass	
Aroclor-1232	mg/kg	< 0.1			0.1	Pass	
Aroclor-1242	mg/kg	< 0.1			0.1	Pass	
Aroclor-1248	mg/kg	< 0.1			0.1	Pass	
Aroclor-1254	mg/kg	< 0.1			0.1	Pass	
Aroclor-1260	mg/kg	< 0.1			0.1	Pass	
Total PCB*	mg/kg	< 0.1			0.1	Pass	
Method Blank							
Semivolatile Organics							
2-Methyl-4.6-dinitrophenol	mg/kg	< 5			5	Pass	
1-Chloronaphthalene	mg/kg	< 0.5			0.5	Pass	
1-Naphthylamine	mg/kg	< 0.5			0.5	Pass	
1.2-Dichlorobenzene	mg/kg	< 0.5			0.5	Pass	
1.2.3-Trichlorobenzene	mg/kg	< 0.5			0.5	Pass	
1.2.3.4-Tetrachlorobenzene	mg/kg	< 0.5			0.5	Pass	
1.2.3.5-Tetrachlorobenzene	mg/kg	< 0.5			0.5	Pass	
1.2.4-Trichlorobenzene	mg/kg	< 0.5			0.5	Pass	
1.2.4.5-Tetrachlorobenzene	mg/kg	< 0.5			0.5	Pass	
1.3-Dichlorobenzene	mg/kg	< 0.5			0.5	Pass	
1.3.5-Trichlorobenzene	mg/kg	< 0.5			0.5	Pass	
1.4-Dichlorobenzene	mg/kg	< 0.5			0.5	Pass	
2-Chloronaphthalene	mg/kg	< 0.5			0.5	Pass	
2-Chlorophenol	mg/kg	< 0.5			0.5	Pass	
2-Methylnaphthalene	mg/kg	< 0.5			0.5	Pass	
2-Methylphenol (o-Cresol)	mg/kg	< 0.2			0.2	Pass	
2-Naphthylamine	mg/kg	< 0.5			0.5	Pass	
2-Nitroaniline	mg/kg	< 1			1	Pass	
2-Nitrophenol	mg/kg	< 1			1	Pass	
2-Picoline	mg/kg	< 0.5			0.5	Pass	
2.3.4.6-Tetrachlorophenol	mg/kg	< 0.5			0.5	Pass	
2.4-Dichlorophenol	mg/kg	< 0.5			0.5	Pass	
2.4-Dimethylphenol	mg/kg	< 0.5			0.5	Pass	
2.4-Dinitrophenol	mg/kg	< 5			5	Pass	
2.4-Dinitrotoluene	mg/kg	< 0.5			0.5	Pass	
2.4.5-Trichlorophenol	mg/kg	< 1			1	Pass	
2.4.6-Trichlorophenol	mg/kg	< 1			1	Pass	
2.6-Dichlorophenol	mg/kg	< 0.5			0.5	Pass	
2.6-Dinitrotoluene	mg/kg	< 1			1	Pass	
3&4-Methylphenol (m&p-Cresol)	mg/kg	< 0.4			0.4	Pass	
3-Methylcholanthrene	mg/kg	< 0.5			0.5	Pass	
3.3'-Dichlorobenzidine	mg/kg	< 0.5			0.5	Pass	
4-Aminobiphenyl	mg/kg	< 0.5			0.5	Pass	
4-Chloro-3-methylphenol	mg/kg	< 1			1	Pass	
4-Nitrophenol	mg/kg	< 5			5	Pass	
4.4'-DDD	mg/kg	< 0.5			0.5	Pass	
4.4'-DDE	mg/kg	< 0.5			0.5	Pass	
4.4'-DDT	mg/kg	< 1			1	Pass	
7.12-Dimethylbenz(a)anthracene	mg/kg	< 0.5			0.5	Pass	
a-HCH	mg/kg	< 0.5			0.5	Pass	
Acenaphthene	mg/kg	< 0.5			0.5	Pass	
Acenaphthylene	mg/kg	< 0.5			0.5	Pass	
Acetophenone	mg/kg	< 0.5			0.5	Pass	

Test	Units	Result 1			Acceptance Limits	Pass Limits	Qualifying Code
Aldrin	mg/kg	< 0.5			0.5	Pass	
Aniline	mg/kg	< 0.5			0.5	Pass	
Anthracene	mg/kg	< 0.5			0.5	Pass	
b-HCH	mg/kg	< 0.5			0.5	Pass	
Benz(a)anthracene	mg/kg	< 0.5			0.5	Pass	
Benzo(a)pyrene	mg/kg	< 0.5			0.5	Pass	
Benzo(b&j)fluoranthene	mg/kg	< 0.5			0.5	Pass	
Benzo(g.h.i)perylene	mg/kg	< 0.5			0.5	Pass	
Benzo(k)fluoranthene	mg/kg	< 0.5			0.5	Pass	
Benzyl chloride	mg/kg	< 0.5			0.5	Pass	
Bis(2-ethylhexyl)phthalate	mg/kg	< 5			5	Pass	
Butyl benzyl phthalate	mg/kg	< 0.5			0.5	Pass	
Chrysene	mg/kg	< 0.5			0.5	Pass	
d-HCH	mg/kg	< 0.5			0.5	Pass	
Di-n-butyl phthalate	mg/kg	< 0.5			0.5	Pass	
Di-n-octyl phthalate	mg/kg	< 0.5			0.5	Pass	
Dibenz(a.h)anthracene	mg/kg	< 0.5			0.5	Pass	
Dibenz(a.j)acridine	mg/kg	< 0.5			0.5	Pass	
Dibenzofuran	mg/kg	< 0.5			0.5	Pass	
Dieldrin	mg/kg	< 0.5			0.5	Pass	
Diethyl phthalate	mg/kg	< 0.5			0.5	Pass	
Dimethyl phthalate	mg/kg	< 0.5			0.5	Pass	
Dimethylaminoazobenzene	mg/kg	< 0.5			0.5	Pass	
Diphenylamine	mg/kg	< 0.5			0.5	Pass	
Endosulfan I	mg/kg	< 0.5			0.5	Pass	
Endosulfan II	mg/kg	< 0.5			0.5	Pass	
Endosulfan sulphate	mg/kg	< 0.5			0.5	Pass	
Endrin	mg/kg	< 0.5			0.5	Pass	
Endrin aldehyde	mg/kg	< 0.5			0.5	Pass	
Endrin ketone	mg/kg	< 0.5			0.5	Pass	
Fluoranthene	mg/kg	< 0.5			0.5	Pass	
Fluorene	mg/kg	< 0.5			0.5	Pass	
g-HCH (Lindane)	mg/kg	< 0.5			0.5	Pass	
Heptachlor	mg/kg	< 0.5			0.5	Pass	
Heptachlor epoxide	mg/kg	< 0.5			0.5	Pass	
Hexachlorobenzene	mg/kg	< 0.5			0.5	Pass	
Hexachlorobutadiene	mg/kg	< 0.5			0.5	Pass	
Hexachlorocyclopentadiene	mg/kg	< 1			1	Pass	
Hexachloroethane	mg/kg	< 0.5			0.5	Pass	
Indeno(1.2.3-cd)pyrene	mg/kg	< 0.5			0.5	Pass	
Methoxychlor	mg/kg	< 0.5			0.5	Pass	
N-Nitrosodibutylamine	mg/kg	< 0.5			0.5	Pass	
N-Nitrosodipropylamine	mg/kg	< 0.5			0.5	Pass	
N-Nitrosopiperidine	mg/kg	< 0.5			0.5	Pass	
Naphthalene	mg/kg	< 0.5			0.5	Pass	
Nitrobenzene	mg/kg	< 0.5			0.5	Pass	
Pentachlorobenzene	mg/kg	< 0.5			0.5	Pass	
Pentachloronitrobenzene	mg/kg	< 0.5			0.5	Pass	
Pentachlorophenol	mg/kg	< 1			1	Pass	
Phenanthrene	mg/kg	< 0.5			0.5	Pass	
Phenol	mg/kg	< 0.5			0.5	Pass	
Pronamide	mg/kg	< 0.5			0.5	Pass	
Pyrene	mg/kg	< 0.5			0.5	Pass	
Trifluralin	mg/kg	< 0.5			0.5	Pass	

Test	Units	Result 1			Acceptance Limits	Pass Limits	Qualifying Code
Method Blank							
Haloethers							
4-Bromophenyl phenyl ether	mg/kg	< 0.5			0.5	Pass	
4-Chlorophenyl phenyl ether	mg/kg	< 0.5			0.5	Pass	
Bis(2-chloroethoxy)methane	mg/kg	< 0.5			0.5	Pass	
Bis(2-chloroisopropyl)ether	mg/kg	< 0.5			0.5	Pass	
LCS - % Recovery							
Total Recoverable Hydrocarbons							
TRH C6-C9	%	81			70-130	Pass	
TRH C10-C14	%	70			70-130	Pass	
TRH C6-C10	%	81			70-130	Pass	
TRH >C10-C16	%	72			70-130	Pass	
LCS - % Recovery							
BTEX							
Benzene	%	100			70-130	Pass	
Toluene	%	85			70-130	Pass	
Ethylbenzene	%	97			70-130	Pass	
m&p-Xylenes	%	103			70-130	Pass	
o-Xylene	%	106			70-130	Pass	
Xylenes - Total*	%	104			70-130	Pass	
LCS - % Recovery							
Total Recoverable Hydrocarbons - 2013 NEPM Fractions							
Naphthalene	%	85			70-130	Pass	
LCS - % Recovery							
Polycyclic Aromatic Hydrocarbons							
Acenaphthene	%	99			70-130	Pass	
Acenaphthylene	%	95			70-130	Pass	
Anthracene	%	78			70-130	Pass	
Benz(a)anthracene	%	98			70-130	Pass	
Benzo(a)pyrene	%	95			70-130	Pass	
Benzo(b&j)fluoranthene	%	84			70-130	Pass	
Benzo(g.h.i)perylene	%	94			70-130	Pass	
Benzo(k)fluoranthene	%	99			70-130	Pass	
Chrysene	%	81			70-130	Pass	
Dibenz(a.h)anthracene	%	96			70-130	Pass	
Fluoranthene	%	95			70-130	Pass	
Fluorene	%	95			70-130	Pass	
Indeno(1.2.3-cd)pyrene	%	101			70-130	Pass	
Naphthalene	%	100			70-130	Pass	
Phenanthrene	%	70			70-130	Pass	
Pyrene	%	95			70-130	Pass	
LCS - % Recovery							
Heavy Metals							
Arsenic	%	105			80-120	Pass	
Cadmium	%	105			80-120	Pass	
Chromium	%	108			80-120	Pass	
Copper	%	107			80-120	Pass	
Lead	%	110			80-120	Pass	
Mercury	%	107			80-120	Pass	
Nickel	%	106			80-120	Pass	
Zinc	%	105			80-120	Pass	
LCS - % Recovery							
Perfluoroalkyl carboxylic acids (PFCAs)							
Perfluorobutanoic acid (PFBA)	%	101			50-150	Pass	

Test	Units	Result 1			Acceptance Limits	Pass Limits	Qualifying Code
Perfluoropentanoic acid (PFPeA)	%	112			50-150	Pass	
Perfluorohexanoic acid (PFHxA)	%	108			50-150	Pass	
Perfluoroheptanoic acid (PFHpA)	%	113			50-150	Pass	
Perfluorooctanoic acid (PFOA)	%	100			50-150	Pass	
Perfluorononanoic acid (PFNA)	%	105			50-150	Pass	
Perfluorodecanoic acid (PFDA)	%	115			50-150	Pass	
Perfluoroundecanoic acid (PFUnDA)	%	116			50-150	Pass	
Perfluorododecanoic acid (PFDoDA)	%	117			50-150	Pass	
Perfluorotridecanoic acid (PFTrDA)	%	105			50-150	Pass	
Perfluorotetradecanoic acid (PFTeDA)	%	110			50-150	Pass	
LCS - % Recovery							
Perfluoroalkyl sulfonamido substances							
Perfluorooctane sulfonamide (FOSA)	%	98			50-150	Pass	
N-methylperfluoro-1-octane sulfonamide (N-MeFOSA)	%	114			50-150	Pass	
N-ethylperfluoro-1-octane sulfonamide (N-EtFOSA)	%	104			50-150	Pass	
2-(N-methylperfluoro-1-octane sulfonamido)-ethanol(N-MeFOSE)	%	117			50-150	Pass	
2-(N-ethylperfluoro-1-octane sulfonamido)-ethanol(N-EtFOSE)	%	110			50-150	Pass	
N-ethyl-perfluorooctanesulfonamidoacetic acid (N-EtFOSAA)	%	91			50-150	Pass	
N-methyl-perfluorooctanesulfonamidoacetic acid (N-MeFOSAA)	%	101			50-150	Pass	
LCS - % Recovery							
Perfluoroalkyl sulfonic acids (PFSAs)							
Perfluorobutanesulfonic acid (PFBS)	%	108			50-150	Pass	
Perfluorononanesulfonic acid (PFNS)	%	103			50-150	Pass	
Perfluoropropanesulfonic acid (PFPrS)	%	102			50-150	Pass	
Perfluoropentanesulfonic acid (PFPeS)	%	100			50-150	Pass	
Perfluorohexanesulfonic acid (PFHxS)	%	104			50-150	Pass	
Perfluoroheptanesulfonic acid (PFHpS)	%	93			50-150	Pass	
Perfluorooctanesulfonic acid (PFOS)	%	100			50-150	Pass	
Perfluorodecanesulfonic acid (PFDS)	%	99			50-150	Pass	
LCS - % Recovery							
n:2 Fluorotelomer sulfonic acids (n:2 FTSAs)							
1H.1H.2H.2H-perfluorohexanesulfonic acid (4:2 FTSA)	%	83			50-150	Pass	
1H.1H.2H.2H-perfluorooctanesulfonic acid(6:2 FTSA)	%	129			50-150	Pass	
1H.1H.2H.2H-perfluorodecanesulfonic acid (8:2 FTSA)	%	110			50-150	Pass	
1H.1H.2H.2H-perfluorododecanesulfonic acid (10:2 FTSA)	%	99			50-150	Pass	
LCS - % Recovery							
Volatile Organics							
1.1-Dichloroethene	%	93			70-130	Pass	
1.1.1-Trichloroethane	%	112			70-130	Pass	
1.2-Dichlorobenzene	%	108			70-130	Pass	
1.2-Dichloroethane	%	94			70-130	Pass	
Trichloroethene	%	110			70-130	Pass	
LCS - % Recovery							
Organochlorine Pesticides							
Chlordanes - Total	%	103			70-130	Pass	
4.4'-DDD	%	99			70-130	Pass	
4.4'-DDE	%	98			70-130	Pass	
4.4'-DDT	%	98			70-130	Pass	
a-HCH	%	99			70-130	Pass	
Aldrin	%	98			70-130	Pass	
b-HCH	%	96			70-130	Pass	
d-HCH	%	95			70-130	Pass	
Dieldrin	%	94			70-130	Pass	
Endosulfan I	%	97			70-130	Pass	

Test	Units	Result 1			Acceptance Limits	Pass Limits	Qualifying Code
Endosulfan II	%	98			70-130	Pass	
Endosulfan sulphate	%	103			70-130	Pass	
Endrin	%	95			70-130	Pass	
Endrin aldehyde	%	92			70-130	Pass	
Endrin ketone	%	115			70-130	Pass	
g-HCH (Lindane)	%	96			70-130	Pass	
Heptachlor	%	92			70-130	Pass	
Heptachlor epoxide	%	100			70-130	Pass	
Hexachlorobenzene	%	97			70-130	Pass	
Methoxychlor	%	91			70-130	Pass	
LCS - % Recovery							
Polychlorinated Biphenyls							
Aroclor-1016	%	95			70-130	Pass	
Aroclor-1260	%	90			70-130	Pass	
LCS - % Recovery							
Semivolatile Organics							
2-Methyl-4.6-dinitrophenol	%	85			25-140	Pass	
1.2.4-Trichlorobenzene	%	96			70-130	Pass	
1.4-Dichlorobenzene	%	99			70-130	Pass	
2-Chlorophenol	%	96			25-140	Pass	
2-Methylphenol (o-Cresol)	%	98			25-140	Pass	
2-Nitrophenol	%	94			25-140	Pass	
2.4-Dichlorophenol	%	91			25-140	Pass	
2.4-Dimethylphenol	%	97			25-140	Pass	
2.4-Dinitrophenol	%	87			25-140	Pass	
2.4-Dinitrotoluene	%	76			70-130	Pass	
2.4.5-Trichlorophenol	%	79			25-140	Pass	
2.4.6-Trichlorophenol	%	82			25-140	Pass	
2.6-Dichlorophenol	%	93			25-140	Pass	
3&4-Methylphenol (m&p-Cresol)	%	96			25-140	Pass	
4-Chloro-3-methylphenol	%	82			25-140	Pass	
Acenaphthene	%	101			70-130	Pass	
Endrin aldehyde	%	92			70-130	Pass	
N-Nitrosodipropylamine	%	94			70-130	Pass	
Pentachlorophenol	%	73			25-140	Pass	
Phenol	%	97			25-140	Pass	
Pyrene	%	99			70-130	Pass	

Test	Lab Sample ID	QA Source	Units	Result 1			Acceptance Limits	Pass Limits	Qualifying Code
Spike - % Recovery									
Total Recoverable Hydrocarbons				Result 1					
TRH C6-C9	S24-Fe0023914	NCP	%	64			70-130	Fail	Q08
TRH C6-C10	S24-Fe0023914	NCP	%	65			70-130	Fail	Q08
Spike - % Recovery									
BTEX				Result 1					
Benzene	S24-Fe0017527	CP	%	84			70-130	Pass	
Toluene	S24-Fe0023914	NCP	%	63			70-130	Fail	Q08
Ethylbenzene	S24-Fe0017527	CP	%	85			70-130	Pass	
m&p-Xylenes	S24-Fe0017527	CP	%	92			70-130	Pass	
o-Xylene	S24-Fe0017527	CP	%	95			70-130	Pass	
Xylenes - Total*	S24-Fe0017527	CP	%	93			70-130	Pass	
Spike - % Recovery									
Total Recoverable Hydrocarbons - 2013 NEPM Fractions				Result 1					
Naphthalene	S24-Fe0017527	CP	%	71			70-130	Pass	
Spike - % Recovery									

Test	Lab Sample ID	QA Source	Units	Result 1			Acceptance Limits	Pass Limits	Qualifying Code
Polycyclic Aromatic Hydrocarbons				Result 1					
Acenaphthene	N24-Fe0014681	NCP	%	89			70-130	Pass	
Acenaphthylene	N24-Fe0014681	NCP	%	83			70-130	Pass	
Anthracene	N24-Fe0014681	NCP	%	82			70-130	Pass	
Benz(a)anthracene	N24-Fe0014681	NCP	%	72			70-130	Pass	
Benzo(a)pyrene	N24-Fe0014681	NCP	%	96			70-130	Pass	
Benzo(b&j)fluoranthene	N24-Fe0014681	NCP	%	85			70-130	Pass	
Benzo(g.h.i)perylene	N24-Fe0014681	NCP	%	82			70-130	Pass	
Benzo(k)fluoranthene	N24-Fe0014681	NCP	%	96			70-130	Pass	
Chrysene	N24-Fe0014681	NCP	%	83			70-130	Pass	
Dibenz(a.h)anthracene	N24-Fe0014681	NCP	%	89			70-130	Pass	
Fluoranthene	N24-Fe0014681	NCP	%	86			70-130	Pass	
Fluorene	N24-Fe0014681	NCP	%	81			70-130	Pass	
Indeno(1.2.3-cd)pyrene	N24-Fe0014681	NCP	%	90			70-130	Pass	
Naphthalene	N24-Fe0014681	NCP	%	83			70-130	Pass	
Phenanthrene	N24-Fe0014681	NCP	%	78			70-130	Pass	
Pyrene	N24-Fe0014681	NCP	%	76			70-130	Pass	
Spike - % Recovery									
Heavy Metals				Result 1					
Arsenic	S24-Fe0017534	CP	%	90			75-125	Pass	
Cadmium	S24-Fe0017534	CP	%	97			75-125	Pass	
Chromium	S24-Fe0017534	CP	%	89			75-125	Pass	
Copper	S24-Fe0017534	CP	%	94			75-125	Pass	
Lead	S24-Fe0017534	CP	%	102			75-125	Pass	
Mercury	S24-Fe0017534	CP	%	99			75-125	Pass	
Nickel	S24-Fe0017534	CP	%	92			75-125	Pass	
Zinc	S24-Fe0017534	CP	%	87			75-125	Pass	
Spike - % Recovery									
Perfluoroalkyl carboxylic acids (PFCAs)				Result 1					
Perfluorobutanoic acid (PFBA)	S24-Fe0014856	NCP	%	78			50-150	Pass	
Perfluoropentanoic acid (PFPeA)	S24-Fe0014856	NCP	%	83			50-150	Pass	
Perfluorohexanoic acid (PFHxA)	S24-Fe0014856	NCP	%	88			50-150	Pass	
Perfluoroheptanoic acid (PFHpA)	S24-Fe0014856	NCP	%	82			50-150	Pass	
Perfluorooctanoic acid (PFOA)	S24-Fe0014856	NCP	%	84			50-150	Pass	
Perfluorononanoic acid (PFNA)	S24-Fe0014856	NCP	%	81			50-150	Pass	
Perfluorodecanoic acid (PFDA)	S24-Fe0014856	NCP	%	93			50-150	Pass	
Perfluoroundecanoic acid (PFUnDA)	S24-Fe0014856	NCP	%	84			50-150	Pass	
Perfluorododecanoic acid (PFDoDA)	S24-Fe0014856	NCP	%	77			50-150	Pass	
Perfluorotridecanoic acid (PFTrDA)	S24-Fe0014856	NCP	%	79			50-150	Pass	
Perfluorotetradecanoic acid (PFTeDA)	S24-Fe0014856	NCP	%	89			50-150	Pass	
Spike - % Recovery									
Perfluoroalkyl sulfonamido substances				Result 1					
Perfluorooctane sulfonamide (FOSA)	S24-Fe0014856	NCP	%	96			50-150	Pass	
N-methylperfluoro-1-octane sulfonamide (N-MeFOSA)	S24-Fe0014856	NCP	%	71			50-150	Pass	
N-ethylperfluoro-1-octane sulfonamide (N-EtFOSA)	S24-Fe0014856	NCP	%	82			50-150	Pass	
2-(N-methylperfluoro-1-octane sulfonamido)-ethanol(N-MeFOSE)	S24-Fe0014856	NCP	%	89			50-150	Pass	
2-(N-ethylperfluoro-1-octane sulfonamido)-ethanol(N-EtFOSE)	S24-Fe0014856	NCP	%	84			50-150	Pass	

Test	Lab Sample ID	QA Source	Units	Result 1			Acceptance Limits	Pass Limits	Qualifying Code
N-ethyl-perfluorooctanesulfonamidoacetic acid (N-EtFOSAA)	S24-Fe0014856	NCP	%	76			50-150	Pass	
N-methyl-perfluorooctanesulfonamidoacetic acid (N-MeFOSAA)	S24-Fe0014856	NCP	%	84			50-150	Pass	
Spike - % Recovery									
Perfluoroalkyl sulfonic acids (PFSAs)				Result 1					
Perfluorobutanesulfonic acid (PFBS)	S24-Fe0014856	NCP	%	72			50-150	Pass	
Perfluorononanesulfonic acid (PFNS)	S24-Fe0014856	NCP	%	93			50-150	Pass	
Perfluoropropanesulfonic acid (PFPrS)	S24-Fe0014856	NCP	%	71			50-150	Pass	
Perfluoropentanesulfonic acid (PFPeS)	S24-Fe0014856	NCP	%	66			50-150	Pass	
Perfluorohexanesulfonic acid (PFHxS)	S24-Fe0014856	NCP	%	91			50-150	Pass	
Perfluoroheptanesulfonic acid (PFHpS)	S24-Fe0014856	NCP	%	80			50-150	Pass	
Perfluorooctanesulfonic acid (PFOS)	S24-Fe0014856	NCP	%	78			50-150	Pass	
Perfluorodecanesulfonic acid (PFDS)	S24-Fe0014856	NCP	%	81			50-150	Pass	
Spike - % Recovery									
n:2 Fluorotelomer sulfonic acids (n:2 FTSAs)				Result 1					
1H.1H.2H.2H-perfluorohexanesulfonic acid (4:2 FTSA)	S24-Fe0014856	NCP	%	91			50-150	Pass	
1H.1H.2H.2H-perfluorooctanesulfonic acid(6:2 FTSA)	S24-Fe0014856	NCP	%	95			50-150	Pass	
1H.1H.2H.2H-perfluorodecanesulfonic acid (8:2 FTSA)	S24-Fe0014856	NCP	%	68			50-150	Pass	
1H.1H.2H.2H-perfluorododecanesulfonic acid (10:2 FTSA)	S24-Fe0014856	NCP	%	87			50-150	Pass	
Spike - % Recovery									
Total Recoverable Hydrocarbons				Result 1					
TRH C10-C14	S24-Fe0017545	CP	%	114			70-130	Pass	
TRH >C10-C16	S24-Fe0017545	CP	%	126			70-130	Pass	
Spike - % Recovery									
Volatile Organics				Result 1					
1.1-Dichloroethene	S24-Fe0014705	NCP	%	96			70-130	Pass	
1.1.1-Trichloroethane	S24-Fe0014705	NCP	%	109			70-130	Pass	
1.2-Dichlorobenzene	S24-Fe0014705	NCP	%	108			70-130	Pass	
1.2-Dichloroethane	S24-Fe0007608	NCP	%	108			70-130	Pass	
Trichloroethene	S24-Fe0014705	NCP	%	111			70-130	Pass	
Spike - % Recovery									
Semivolatile Organics				Result 1					
2-Chlorophenol	S24-Fe0016187	NCP	%	101			30-130	Pass	
2-Methylphenol (o-Cresol)	S24-Fe0016187	NCP	%	92			30-130	Pass	
2-Nitrophenol	S24-Fe0016187	NCP	%	83			30-130	Pass	
2.4.5-Trichlorophenol	S24-Fe0016187	NCP	%	101			30-130	Pass	
2.4.6-Trichlorophenol	S24-Fe0016187	NCP	%	90			30-130	Pass	
2.6-Dichlorophenol	S24-Fe0016187	NCP	%	89			30-130	Pass	
3&4-Methylphenol (m&p-Cresol)	S24-Fe0016187	NCP	%	84			30-130	Pass	
Phenol	S24-Fe0016187	NCP	%	104			30-130	Pass	

Test	Lab Sample ID	QA Source	Units	Result 1			Acceptance Limits	Pass Limits	Qualifying Code
Duplicate									
Sample Properties				Result 1	Result 2	RPD			
% Moisture	S24-Fe0017532	CP	%	16	16	<1	30%	Pass	
Duplicate									
Heavy Metals				Result 1	Result 2	RPD			
Arsenic	S24-Fe0017533	CP	mg/kg	< 2	< 2	<1	30%	Pass	
Cadmium	S24-Fe0017533	CP	mg/kg	< 0.4	< 0.4	<1	30%	Pass	
Chromium	S24-Fe0017533	CP	mg/kg	5.8	5.0	13	30%	Pass	
Copper	S24-Fe0017533	CP	mg/kg	16	7.9	69	30%	Fail	Q15
Lead	S24-Fe0017533	CP	mg/kg	7.3	6.7	7.6	30%	Pass	
Mercury	S24-Fe0017533	CP	mg/kg	< 0.1	< 0.1	<1	30%	Pass	
Nickel	S24-Fe0017533	CP	mg/kg	< 5	< 5	<1	30%	Pass	
Zinc	S24-Fe0017533	CP	mg/kg	21	17	17	30%	Pass	
Duplicate									
Perfluoroalkyl carboxylic acids (PFCAs)				Result 1	Result 2	RPD			
Perfluorobutanoic acid (PFBA)	S24-Fe0019777	NCP	ug/kg	< 5	< 5	<1	30%	Pass	
Perfluoropentanoic acid (PFPeA)	S24-Fe0019777	NCP	ug/kg	< 5	< 5	<1	30%	Pass	
Perfluorohexanoic acid (PFHxA)	S24-Fe0019777	NCP	ug/kg	< 5	< 5	<1	30%	Pass	
Perfluoroheptanoic acid (PFHpA)	S24-Fe0019777	NCP	ug/kg	< 5	< 5	<1	30%	Pass	
Perfluorooctanoic acid (PFOA)	S24-Fe0019777	NCP	ug/kg	< 5	< 5	<1	30%	Pass	
Perfluorononanoic acid (PFNA)	S24-Fe0019777	NCP	ug/kg	< 5	< 5	<1	30%	Pass	
Perfluorodecanoic acid (PFDA)	S24-Fe0019777	NCP	ug/kg	< 5	< 5	<1	30%	Pass	
Perfluoroundecanoic acid (PFUnDA)	S24-Fe0019777	NCP	ug/kg	< 5	< 5	<1	30%	Pass	
Perfluorododecanoic acid (PFDoDA)	S24-Fe0019777	NCP	ug/kg	< 5	< 5	<1	30%	Pass	
Perfluorotridecanoic acid (PFTrDA)	S24-Fe0019777	NCP	ug/kg	< 5	< 5	<1	30%	Pass	
Perfluorotetradecanoic acid (PFTeDA)	S24-Fe0019777	NCP	ug/kg	< 5	< 5	<1	30%	Pass	
Duplicate									
Perfluoroalkyl sulfonamido substances				Result 1	Result 2	RPD			
Perfluorooctane sulfonamide (FOSA)	S24-Fe0019777	NCP	ug/kg	< 5	< 5	<1	30%	Pass	
N-methylperfluoro-1-octane sulfonamide (N-MeFOSA)	S24-Fe0019777	NCP	ug/kg	< 5	< 5	<1	30%	Pass	
N-ethylperfluoro-1-octane sulfonamide (N-EtFOSA)	S24-Fe0019777	NCP	ug/kg	< 5	< 5	<1	30%	Pass	
2-(N-methylperfluoro-1-octane sulfonamido)-ethanol(N-MeFOSE)	S24-Fe0019777	NCP	ug/kg	< 5	< 5	<1	30%	Pass	
2-(N-ethylperfluoro-1-octane sulfonamido)-ethanol(N-EtFOSE)	S24-Fe0019777	NCP	ug/kg	< 5	< 5	<1	30%	Pass	
N-ethyl-perfluorooctanesulfonamidoacetic acid (N-EtFOSAA)	S24-Fe0019777	NCP	ug/kg	< 10	< 10	<1	30%	Pass	
N-methyl-perfluorooctanesulfonamidoacetic acid (N-MeFOSAA)	S24-Fe0019777	NCP	ug/kg	< 10	< 10	<1	30%	Pass	
Duplicate									
Perfluoroalkyl sulfonic acids (PFSAs)				Result 1	Result 2	RPD			
Perfluorobutanesulfonic acid (PFBS)	S24-Fe0019777	NCP	ug/kg	< 5	< 5	<1	30%	Pass	
Perfluorononanesulfonic acid (PFNS)	S24-Fe0019777	NCP	ug/kg	< 5	< 5	<1	30%	Pass	
Perfluoropropanesulfonic acid (PFPrS)	S24-Fe0019777	NCP	ug/kg	< 5	< 5	<1	30%	Pass	
Perfluoropentanesulfonic acid (PFPeS)	S24-Fe0019777	NCP	ug/kg	< 5	< 5	<1	30%	Pass	
Perfluorohexanesulfonic acid (PFHxS)	S24-Fe0019777	NCP	ug/kg	< 5	< 5	<1	30%	Pass	

Duplicate									
Perfluoroalkyl sulfonic acids (PFSAs)				Result 1	Result 2	RPD			
Perfluoroheptanesulfonic acid (PFHpS)	S24-Fe0019777	NCP	ug/kg	< 5	< 5	<1	30%	Pass	
Perfluorooctanesulfonic acid (PFOS)	S24-Fe0019777	NCP	ug/kg	< 5	< 5	<1	30%	Pass	
Perfluorodecanesulfonic acid (PFDS)	S24-Fe0019777	NCP	ug/kg	< 5	< 5	<1	30%	Pass	
Duplicate									
n:2 Fluorotelomer sulfonic acids (n:2 FTSAs)				Result 1	Result 2	RPD			
1H.1H.2H.2H-perfluorohexanesulfonic acid (4:2 FTSA)	S24-Fe0019777	NCP	ug/kg	< 5	< 5	<1	30%	Pass	
1H.1H.2H.2H-perfluorooctanesulfonic acid(6:2 FTSA)	S24-Fe0019777	NCP	ug/kg	< 10	< 10	<1	30%	Pass	
1H.1H.2H.2H-perfluorodecanesulfonic acid (8:2 FTSA)	S24-Fe0019777	NCP	ug/kg	< 5	< 5	<1	30%	Pass	
1H.1H.2H.2H-perfluorododecanesulfonic acid (10:2 FTSA)	S24-Fe0019777	NCP	ug/kg	< 5	< 5	<1	30%	Pass	
Duplicate									
Total Recoverable Hydrocarbons				Result 1	Result 2	RPD			
TRH C6-C9	S24-Fe0017537	CP	mg/kg	< 20	< 20	<1	30%	Pass	
TRH C6-C10	S24-Fe0017537	CP	mg/kg	< 20	< 20	<1	30%	Pass	
Duplicate									
BTEX				Result 1	Result 2	RPD			
Benzene	S24-Fe0017537	CP	mg/kg	< 0.1	< 0.1	<1	30%	Pass	
Toluene	S24-Fe0017537	CP	mg/kg	< 0.1	< 0.1	<1	30%	Pass	
Ethylbenzene	S24-Fe0017537	CP	mg/kg	< 0.1	< 0.1	<1	30%	Pass	
m&p-Xylenes	S24-Fe0017537	CP	mg/kg	< 0.2	< 0.2	<1	30%	Pass	
o-Xylene	S24-Fe0017537	CP	mg/kg	< 0.1	< 0.1	<1	30%	Pass	
Xylenes - Total*	S24-Fe0017537	CP	mg/kg	< 0.3	< 0.3	<1	30%	Pass	
Duplicate									
Total Recoverable Hydrocarbons - 2013 NEPM Fractions				Result 1	Result 2	RPD			
Naphthalene	S24-Fe0017537	CP	mg/kg	< 0.5	< 0.5	<1	30%	Pass	
Duplicate									
Sample Properties				Result 1	Result 2	RPD			
% Moisture	S24-Fe0017543	CP	%	6.2	6.2	<1	30%	Pass	
Duplicate									
Total Recoverable Hydrocarbons				Result 1	Result 2	RPD			
TRH C6-C9	S24-Fe0017544	CP	mg/kg	< 20	< 20	<1	30%	Pass	
TRH C10-C14	S24-Fe0017544	CP	mg/kg	< 20	< 20	<1	30%	Pass	
TRH C15-C28	S24-Fe0017544	CP	mg/kg	< 50	< 50	<1	30%	Pass	
TRH C29-C36	S24-Fe0017544	CP	mg/kg	< 50	< 50	<1	30%	Pass	
TRH C6-C10	S24-Fe0017544	CP	mg/kg	< 20	< 20	<1	30%	Pass	
TRH >C10-C16	S24-Fe0017544	CP	mg/kg	< 50	< 50	<1	30%	Pass	
TRH >C16-C34	S24-Fe0017544	CP	mg/kg	< 100	< 100	<1	30%	Pass	
TRH >C34-C40	S24-Fe0017544	CP	mg/kg	< 100	< 100	<1	30%	Pass	
Duplicate									
BTEX				Result 1	Result 2	RPD			
Benzene	S24-Fe0017544	CP	mg/kg	< 0.1	< 0.1	<1	30%	Pass	
Toluene	S24-Fe0017544	CP	mg/kg	< 0.1	< 0.1	<1	30%	Pass	
Ethylbenzene	S24-Fe0017544	CP	mg/kg	< 0.1	< 0.1	<1	30%	Pass	
m&p-Xylenes	S24-Fe0017544	CP	mg/kg	< 0.2	< 0.2	<1	30%	Pass	
o-Xylene	S24-Fe0017544	CP	mg/kg	< 0.1	< 0.1	<1	30%	Pass	
Xylenes - Total*	S24-Fe0017544	CP	mg/kg	< 0.3	< 0.3	<1	30%	Pass	
Duplicate									
Total Recoverable Hydrocarbons - 2013 NEPM Fractions				Result 1	Result 2	RPD			
Naphthalene	S24-Fe0017544	CP	mg/kg	< 0.5	< 0.5	<1	30%	Pass	

Duplicate									
Polycyclic Aromatic Hydrocarbons				Result 1	Result 2	RPD			
Acenaphthene	S24-Fe0017544	CP	mg/kg	< 0.5	< 0.5	<1	30%	Pass	
Acenaphthylene	S24-Fe0017544	CP	mg/kg	< 0.5	< 0.5	<1	30%	Pass	
Anthracene	S24-Fe0017544	CP	mg/kg	< 0.5	< 0.5	<1	30%	Pass	
Benz(a)anthracene	S24-Fe0017544	CP	mg/kg	< 0.5	< 0.5	<1	30%	Pass	
Benzo(a)pyrene	S24-Fe0017544	CP	mg/kg	< 0.5	< 0.5	<1	30%	Pass	
Benzo(b&j)fluoranthene	S24-Fe0017544	CP	mg/kg	< 0.5	< 0.5	<1	30%	Pass	
Benzo(g.h.i)perylene	S24-Fe0017544	CP	mg/kg	< 0.5	< 0.5	<1	30%	Pass	
Benzo(k)fluoranthene	S24-Fe0017544	CP	mg/kg	< 0.5	< 0.5	<1	30%	Pass	
Chrysene	S24-Fe0017544	CP	mg/kg	< 0.5	< 0.5	<1	30%	Pass	
Dibenz(a.h)anthracene	S24-Fe0017544	CP	mg/kg	< 0.5	< 0.5	<1	30%	Pass	
Fluoranthene	S24-Fe0017544	CP	mg/kg	< 0.5	< 0.5	<1	30%	Pass	
Fluorene	S24-Fe0017544	CP	mg/kg	< 0.5	< 0.5	<1	30%	Pass	
Indeno(1.2.3-cd)pyrene	S24-Fe0017544	CP	mg/kg	< 0.5	< 0.5	<1	30%	Pass	
Naphthalene	S24-Fe0017544	CP	mg/kg	< 0.5	< 0.5	<1	30%	Pass	
Phenanthrene	S24-Fe0017544	CP	mg/kg	< 0.5	< 0.5	<1	30%	Pass	
Pyrene	S24-Fe0017544	CP	mg/kg	< 0.5	< 0.5	<1	30%	Pass	
Duplicate									
Volatile Organics				Result 1	Result 2	RPD			
1.1-Dichloroethane	S24-Fe0009249	NCP	mg/kg	< 1.25	< 1.25	<1	30%	Pass	
1.1-Dichloroethene	S24-Fe0009249	NCP	mg/kg	< 1.25	< 1.25	<1	30%	Pass	
1.1.1-Trichloroethane	S24-Fe0009249	NCP	mg/kg	< 1.25	< 1.25	<1	30%	Pass	
1.1.1.2-Tetrachloroethane	S24-Fe0009249	NCP	mg/kg	< 1.25	< 1.25	<1	30%	Pass	
1.1.2-Trichloroethane	S24-Fe0009249	NCP	mg/kg	< 1.25	< 1.25	<1	30%	Pass	
1.1.2.2-Tetrachloroethane	S24-Fe0009249	NCP	mg/kg	< 1.25	< 1.25	<1	30%	Pass	
1.2-Dibromoethane	S24-Fe0009249	NCP	mg/kg	< 1.25	< 1.25	<1	30%	Pass	
1.2-Dichlorobenzene	S24-Fe0009249	NCP	mg/kg	< 1.25	< 1.25	<1	30%	Pass	
1.2-Dichloroethane	S24-Fe0009249	NCP	mg/kg	< 1.25	< 1.25	<1	30%	Pass	
1.2-Dichloropropane	S24-Fe0009249	NCP	mg/kg	< 1.25	< 1.25	<1	30%	Pass	
1.2.3-Trichloropropane	S24-Fe0009249	NCP	mg/kg	< 1.25	< 1.25	<1	30%	Pass	
1.2.4-Trimethylbenzene	S24-Fe0009249	NCP	mg/kg	< 1.25	< 1.25	<1	30%	Pass	
1.3-Dichlorobenzene	S24-Fe0009249	NCP	mg/kg	< 1.25	< 1.25	<1	30%	Pass	
1.3-Dichloropropane	S24-Fe0009249	NCP	mg/kg	< 1.25	< 1.25	<1	30%	Pass	
1.3.5-Trimethylbenzene	S24-Fe0009249	NCP	mg/kg	< 1.25	< 1.25	<1	30%	Pass	
1.4-Dichlorobenzene	S24-Fe0009249	NCP	mg/kg	< 1.25	< 1.25	<1	30%	Pass	
2-Butanone (MEK)	S24-Fe0009249	NCP	mg/kg	< 1.25	< 1.25	<1	30%	Pass	
2-Propanone (Acetone)	S24-Fe0009249	NCP	mg/kg	< 1.25	< 1.25	<1	30%	Pass	
4-Chlorotoluene	S24-Fe0009249	NCP	mg/kg	< 1.25	< 1.25	<1	30%	Pass	
4-Methyl-2-pentanone (MIBK)	S24-Fe0009249	NCP	mg/kg	< 1.25	< 1.25	<1	30%	Pass	
Allyl chloride	S24-Fe0009249	NCP	mg/kg	< 1.25	< 1.25	<1	30%	Pass	
Bromobenzene	S24-Fe0009249	NCP	mg/kg	< 1.25	< 1.25	<1	30%	Pass	
Bromochloromethane	S24-Fe0009249	NCP	mg/kg	< 1.25	< 1.25	<1	30%	Pass	
Bromodichloromethane	S24-Fe0009249	NCP	mg/kg	< 1.25	< 1.25	<1	30%	Pass	
Bromoform	S24-Fe0009249	NCP	mg/kg	< 1.25	< 1.25	<1	30%	Pass	
Bromomethane	S24-Fe0009249	NCP	mg/kg	< 1.25	< 1.25	<1	30%	Pass	
Carbon disulfide	S24-Fe0009249	NCP	mg/kg	< 1.25	< 1.25	<1	30%	Pass	
Carbon Tetrachloride	S24-Fe0009249	NCP	mg/kg	< 1.25	< 1.25	<1	30%	Pass	
Chlorobenzene	S24-Fe0009249	NCP	mg/kg	< 1.25	< 1.25	<1	30%	Pass	
Chloroethane	S24-Fe0009249	NCP	mg/kg	< 1.25	< 1.25	<1	30%	Pass	
Chloroform	S24-Fe0009249	NCP	mg/kg	< 1.25	< 1.25	<1	30%	Pass	
Chloromethane	S24-Fe0009249	NCP	mg/kg	< 1.25	< 1.25	<1	30%	Pass	
cis-1.2-Dichloroethene	S24-Fe0009249	NCP	mg/kg	< 1.25	< 1.25	<1	30%	Pass	
cis-1.3-Dichloropropene	S24-Fe0009249	NCP	mg/kg	< 1.25	< 1.25	<1	30%	Pass	
Dibromochloromethane	S24-Fe0009249	NCP	mg/kg	< 1.25	< 1.25	<1	30%	Pass	
Dibromomethane	S24-Fe0009249	NCP	mg/kg	< 1.25	< 1.25	<1	30%	Pass	

Duplicate									
Volatile Organics				Result 1	Result 2	RPD			
Dichlorodifluoromethane	S24-Fe0009249	NCP	mg/kg	< 1.25	< 1.25	<1	30%	Pass	
Iodomethane	S24-Fe0009249	NCP	mg/kg	< 1.25	< 1.25	<1	30%	Pass	
Isopropyl benzene (Cumene)	S24-Fe0009249	NCP	mg/kg	< 1.25	< 1.25	<1	30%	Pass	
Methylene Chloride	S24-Fe0009249	NCP	mg/kg	< 1.25	< 1.25	<1	30%	Pass	
Styrene	S24-Fe0009249	NCP	mg/kg	< 1.25	< 1.25	<1	30%	Pass	
Tetrachloroethene	S24-Fe0009249	NCP	mg/kg	< 1.25	< 1.25	<1	30%	Pass	
trans-1.2-Dichloroethene	S24-Fe0009249	NCP	mg/kg	< 1.25	< 1.25	<1	30%	Pass	
trans-1.3-Dichloropropene	S24-Fe0009249	NCP	mg/kg	< 1.25	< 1.25	<1	30%	Pass	
Trichloroethene	S24-Fe0009249	NCP	mg/kg	< 1.25	< 1.25	<1	30%	Pass	
Trichlorofluoromethane	S24-Fe0009249	NCP	mg/kg	< 1.25	< 1.25	<1	30%	Pass	
Vinyl chloride	S24-Fe0009249	NCP	mg/kg	< 1.25	< 1.25	<1	30%	Pass	
Duplicate									
Organochlorine Pesticides				Result 1	Result 2	RPD			
Chlordanes - Total	N24-Fe0018690	NCP	mg/kg	< 0.1	< 0.1	<1	30%	Pass	
4.4'-DDD	N24-Fe0018690	NCP	mg/kg	< 0.05	< 0.05	<1	30%	Pass	
4.4'-DDE	N24-Fe0018690	NCP	mg/kg	< 0.05	< 0.05	<1	30%	Pass	
4.4'-DDT	N24-Fe0018690	NCP	mg/kg	< 0.05	< 0.05	<1	30%	Pass	
a-HCH	S24-Fe0029757	NCP	mg/kg	< 0.05	< 0.05	<1	30%	Pass	
Aldrin	N24-Fe0018690	NCP	mg/kg	< 0.05	< 0.05	<1	30%	Pass	
b-HCH	N24-Fe0018690	NCP	mg/kg	< 0.05	< 0.05	<1	30%	Pass	
d-HCH	N24-Fe0018690	NCP	mg/kg	< 0.05	< 0.05	<1	30%	Pass	
Dieldrin	N24-Fe0018690	NCP	mg/kg	< 0.05	< 0.05	<1	30%	Pass	
Endosulfan I	N24-Fe0018690	NCP	mg/kg	< 0.05	< 0.05	<1	30%	Pass	
Endosulfan II	N24-Fe0018690	NCP	mg/kg	< 0.05	< 0.05	<1	30%	Pass	
Endosulfan sulphate	N24-Fe0018690	NCP	mg/kg	< 0.05	< 0.05	<1	30%	Pass	
Endrin	N24-Fe0018690	NCP	mg/kg	< 0.05	< 0.05	<1	30%	Pass	
Endrin aldehyde	N24-Fe0018690	NCP	mg/kg	< 0.05	< 0.05	<1	30%	Pass	
Endrin ketone	N24-Fe0018690	NCP	mg/kg	< 0.05	< 0.05	<1	30%	Pass	
g-HCH (Lindane)	S24-Fe0029757	NCP	mg/kg	< 0.05	< 0.05	<1	30%	Pass	
Heptachlor	N24-Fe0018690	NCP	mg/kg	< 0.05	< 0.05	<1	30%	Pass	
Heptachlor epoxide	N24-Fe0018690	NCP	mg/kg	< 0.05	< 0.05	<1	30%	Pass	
Hexachlorobenzene	N24-Fe0018690	NCP	mg/kg	< 0.05	< 0.05	<1	30%	Pass	
Methoxychlor	N24-Fe0018690	NCP	mg/kg	< 0.05	< 0.05	<1	30%	Pass	
Toxaphene	N24-Fe0018690	NCP	mg/kg	< 0.5	< 0.5	<1	30%	Pass	
Duplicate									
Polychlorinated Biphenyls				Result 1	Result 2	RPD			
Aroclor-1016	S24-Fe0029757	NCP	mg/kg	< 0.1	< 0.1	<1	30%	Pass	
Aroclor-1221	S24-Fe0029757	NCP	mg/kg	< 0.1	< 0.1	<1	30%	Pass	
Aroclor-1232	S24-Fe0029757	NCP	mg/kg	< 0.1	< 0.1	<1	30%	Pass	
Aroclor-1242	S24-Fe0029757	NCP	mg/kg	< 0.1	< 0.1	<1	30%	Pass	
Aroclor-1248	S24-Fe0029757	NCP	mg/kg	< 0.1	< 0.1	<1	30%	Pass	
Aroclor-1254	S24-Fe0029757	NCP	mg/kg	< 0.1	< 0.1	<1	30%	Pass	
Aroclor-1260	S24-Fe0029757	NCP	mg/kg	< 0.1	< 0.1	<1	30%	Pass	
Total PCB*	S24-Fe0029757	NCP	mg/kg	< 0.1	< 0.1	<1	30%	Pass	
Duplicate									
Semivolatile Organics				Result 1	Result 2	RPD			
2-Methyl-4.6-dinitrophenol	N24-Fe0018690	NCP	mg/kg	< 5	< 5	<1	30%	Pass	
1-Chloronaphthalene	N24-Fe0018144	NCP	mg/kg	< 0.5	< 0.5	<1	30%	Pass	
1-Naphthylamine	N24-Fe0018144	NCP	mg/kg	< 0.5	< 0.5	<1	30%	Pass	
1.2-Dichlorobenzene	S24-Fe0029757	NCP	mg/kg	< 0.5	< 0.5	<1	30%	Pass	
1.2.3-Trichlorobenzene	S24-Fe0029757	NCP	mg/kg	< 0.5	< 0.5	<1	30%	Pass	
1.2.3.4-Tetrachlorobenzene	S24-Fe0029757	NCP	mg/kg	< 0.5	< 0.5	<1	30%	Pass	
1.2.3.5-Tetrachlorobenzene	S24-Fe0029757	NCP	mg/kg	< 0.5	< 0.5	<1	30%	Pass	
1.2.4-Trichlorobenzene	S24-Fe0029757	NCP	mg/kg	< 0.5	< 0.5	<1	30%	Pass	

Duplicate									
Semivolatile Organics				Result 1	Result 2	RPD			
1.2.4.5-Tetrachlorobenzene	S24-Fe0029757	NCP	mg/kg	< 0.5	< 0.5	<1	30%	Pass	
1.3-Dichlorobenzene	S24-Fe0029757	NCP	mg/kg	< 0.5	< 0.5	<1	30%	Pass	
1.3.5-Trichlorobenzene	S24-Fe0029757	NCP	mg/kg	< 0.5	< 0.5	<1	30%	Pass	
1.4-Dichlorobenzene	S24-Fe0029757	NCP	mg/kg	< 0.5	< 0.5	<1	30%	Pass	
2-Chloronaphthalene	N24-Fe0018144	NCP	mg/kg	< 0.5	< 0.5	<1	30%	Pass	
2-Chlorophenol	N24-Fe0018690	NCP	mg/kg	< 0.5	< 0.5	<1	30%	Pass	
2-Methylnaphthalene	N24-Fe0018144	NCP	mg/kg	< 0.5	< 0.5	<1	30%	Pass	
2-Methylphenol (o-Cresol)	N24-Fe0018690	NCP	mg/kg	< 0.2	< 0.2	<1	30%	Pass	
2-Naphthylamine	N24-Fe0018144	NCP	mg/kg	< 0.5	< 0.5	<1	30%	Pass	
2-Nitroaniline	N24-Fe0018144	NCP	mg/kg	< 1	< 1	<1	30%	Pass	
2-Nitrophenol	N24-Fe0018690	NCP	mg/kg	< 1	< 1	<1	30%	Pass	
2-Picoline	N24-Fe0018144	NCP	mg/kg	< 0.5	< 0.5	<1	30%	Pass	
2.3.4.6-Tetrachlorophenol	N24-Fe0018144	NCP	mg/kg	< 0.5	< 0.5	<1	30%	Pass	
2.4-Dichlorophenol	N24-Fe0018690	NCP	mg/kg	< 0.5	< 0.5	<1	30%	Pass	
2.4-Dimethylphenol	N24-Fe0018690	NCP	mg/kg	< 0.5	< 0.5	<1	30%	Pass	
2.4-Dinitrophenol	N24-Fe0018690	NCP	mg/kg	< 5	< 5	<1	30%	Pass	
2.4-Dinitrotoluene	N24-Fe0018144	NCP	mg/kg	< 0.5	< 0.5	<1	30%	Pass	
2.4.5-Trichlorophenol	N24-Fe0018690	NCP	mg/kg	< 1	< 1	<1	30%	Pass	
2.4.6-Trichlorophenol	N24-Fe0018690	NCP	mg/kg	< 1	< 1	<1	30%	Pass	
2.6-Dichlorophenol	N24-Fe0018690	NCP	mg/kg	< 0.5	< 0.5	<1	30%	Pass	
2.6-Dinitrotoluene	N24-Fe0018144	NCP	mg/kg	< 1	< 1	<1	30%	Pass	
3&4-Methylphenol (m&p-Cresol)	N24-Fe0018690	NCP	mg/kg	< 0.4	< 0.4	<1	30%	Pass	
3-Methylcholanthrene	N24-Fe0018144	NCP	mg/kg	< 0.5	< 0.5	<1	30%	Pass	
3.3'-Dichlorobenzidine	N24-Fe0018144	NCP	mg/kg	< 0.5	< 0.5	<1	30%	Pass	
4-Aminobiphenyl	N24-Fe0018144	NCP	mg/kg	< 0.5	< 0.5	<1	30%	Pass	
4-Chloro-3-methylphenol	N24-Fe0018690	NCP	mg/kg	< 1	< 1	<1	30%	Pass	
4-Nitrophenol	N24-Fe0018690	NCP	mg/kg	< 5	< 5	<1	30%	Pass	
4.4'-DDD	N24-Fe0018144	NCP	mg/kg	< 0.5	< 0.5	<1	30%	Pass	
4.4'-DDE	N24-Fe0018144	NCP	mg/kg	< 0.5	< 0.5	<1	30%	Pass	
4.4'-DDT	N24-Fe0018144	NCP	mg/kg	< 1	< 1	<1	30%	Pass	
7.12-Dimethylbenz(a)anthracene	N24-Fe0018144	NCP	mg/kg	< 0.5	< 0.5	<1	30%	Pass	
Acetophenone	N24-Fe0018144	NCP	mg/kg	< 0.5	< 0.5	<1	30%	Pass	
Aldrin	N24-Fe0018144	NCP	mg/kg	< 0.5	< 0.5	<1	30%	Pass	
Aniline	N24-Fe0018144	NCP	mg/kg	< 0.5	< 0.5	<1	30%	Pass	
Benzyl chloride	S24-Fe0029757	NCP	mg/kg	< 0.5	< 0.5	<1	30%	Pass	
Bis(2-ethylhexyl)phthalate	N24-Fe0018144	NCP	mg/kg	< 5	< 5	<1	30%	Pass	
Butyl benzyl phthalate	N24-Fe0018144	NCP	mg/kg	< 0.5	< 0.5	<1	30%	Pass	
Di-n-butyl phthalate	N24-Fe0018144	NCP	mg/kg	< 0.5	< 0.5	<1	30%	Pass	
Di-n-octyl phthalate	N24-Fe0018144	NCP	mg/kg	< 0.5	< 0.5	<1	30%	Pass	
Dibenz(a.j)acridine	N24-Fe0018144	NCP	mg/kg	< 0.5	< 0.5	<1	30%	Pass	
Dibenzofuran	N24-Fe0018144	NCP	mg/kg	< 0.5	< 0.5	<1	30%	Pass	
Dieldrin	N24-Fe0018144	NCP	mg/kg	< 0.5	< 0.5	<1	30%	Pass	
Diethyl phthalate	N24-Fe0018144	NCP	mg/kg	< 0.5	< 0.5	<1	30%	Pass	
Dimethyl phthalate	N24-Fe0018144	NCP	mg/kg	< 0.5	< 0.5	<1	30%	Pass	
Dimethylaminoazobenzene	N24-Fe0018144	NCP	mg/kg	< 0.5	< 0.5	<1	30%	Pass	
Diphenylamine	N24-Fe0018144	NCP	mg/kg	< 0.5	< 0.5	<1	30%	Pass	
Endosulfan I	N24-Fe0018144	NCP	mg/kg	< 0.5	< 0.5	<1	30%	Pass	
Endosulfan II	N24-Fe0018144	NCP	mg/kg	< 0.5	< 0.5	<1	30%	Pass	
Endosulfan sulphate	N24-Fe0018144	NCP	mg/kg	< 0.5	< 0.5	<1	30%	Pass	
Endrin	N24-Fe0018144	NCP	mg/kg	< 0.5	< 0.5	<1	30%	Pass	
Endrin aldehyde	N24-Fe0018690	NCP	mg/kg	< 0.5	< 0.5	<1	30%	Pass	
Endrin ketone	N24-Fe0018144	NCP	mg/kg	< 0.5	< 0.5	<1	30%	Pass	
g-HCH (Lindane)	N24-Fe0018144	NCP	mg/kg	< 0.5	< 0.5	<1	30%	Pass	
Heptachlor	N24-Fe0018144	NCP	mg/kg	< 0.5	< 0.5	<1	30%	Pass	

Duplicate									
Semivolatile Organics				Result 1	Result 2	RPD			
Heptachlor epoxide	N24-Fe0018144	NCP	mg/kg	< 0.5	< 0.5	<1	30%	Pass	
Hexachlorobenzene	S24-Fe0029757	NCP	mg/kg	< 0.5	< 0.5	<1	30%	Pass	
Hexachlorobutadiene	S24-Fe0029757	NCP	mg/kg	< 0.5	< 0.5	<1	30%	Pass	
Hexachlorocyclopentadiene	S24-Fe0029757	NCP	mg/kg	< 1	< 1	<1	30%	Pass	
Hexachloroethane	S24-Fe0029757	NCP	mg/kg	< 0.5	< 0.5	<1	30%	Pass	
Methoxychlor	N24-Fe0018144	NCP	mg/kg	< 0.5	< 0.5	<1	30%	Pass	
N-Nitrosodibutylamine	N24-Fe0018144	NCP	mg/kg	< 0.5	< 0.5	<1	30%	Pass	
N-Nitrosodipropylamine	N24-Fe0018144	NCP	mg/kg	< 0.5	< 0.5	<1	30%	Pass	
N-Nitrosopiperidine	N24-Fe0018144	NCP	mg/kg	< 0.5	< 0.5	<1	30%	Pass	
Nitrobenzene	N24-Fe0018144	NCP	mg/kg	< 0.5	< 0.5	<1	30%	Pass	
Pentachlorobenzene	S24-Fe0029757	NCP	mg/kg	< 0.5	< 0.5	<1	30%	Pass	
Pentachloronitrobenzene	N24-Fe0018144	NCP	mg/kg	< 0.5	< 0.5	<1	30%	Pass	
Pentachlorophenol	N24-Fe0018690	NCP	mg/kg	< 1	< 1	<1	30%	Pass	
Phenol	N24-Fe0018690	NCP	mg/kg	< 0.5	< 0.5	<1	30%	Pass	
Pronamide	N24-Fe0018144	NCP	mg/kg	< 0.5	< 0.5	<1	30%	Pass	
Trifluralin	N24-Fe0018144	NCP	mg/kg	< 0.5	< 0.5	<1	30%	Pass	
Duplicate									
Haloethers				Result 1	Result 2	RPD			
4-Bromophenyl phenyl ether	N24-Fe0018144	NCP	mg/kg	< 0.5	< 0.5	<1	30%	Pass	
4-Chlorophenyl phenyl ether	N24-Fe0018144	NCP	mg/kg	< 0.5	< 0.5	<1	30%	Pass	
Bis(2-chloroethoxy)methane	N24-Fe0018144	NCP	mg/kg	< 0.5	< 0.5	<1	30%	Pass	
Bis(2-chloroisopropyl)ether	N24-Fe0018144	NCP	mg/kg	< 0.5	< 0.5	<1	30%	Pass	
Duplicate									
Heavy Metals				Result 1	Result 2	RPD			
Arsenic	S24-Fe0017548	CP	mg/kg	16	21	25	30%	Pass	
Cadmium	S24-Fe0017548	CP	mg/kg	< 0.4	< 0.4	<1	30%	Pass	
Chromium	S24-Fe0017548	CP	mg/kg	27	36	27	30%	Pass	
Copper	S24-Fe0017548	CP	mg/kg	< 5	7.5	50	30%	Fail	Q15
Lead	S24-Fe0017548	CP	mg/kg	22	26	17	30%	Pass	
Mercury	S24-Fe0017548	CP	mg/kg	< 0.1	< 0.1	<1	30%	Pass	
Nickel	S24-Fe0017548	CP	mg/kg	< 5	5.7	38	30%	Fail	Q15
Zinc	S24-Fe0017548	CP	mg/kg	9.3	15	46	30%	Fail	Q15

Comments

Sample Integrity

Custody Seals Intact (if used)	N/A
Attempt to Chill was evident	Yes
Sample correctly preserved	Yes
Appropriate sample containers have been used	Yes
Sample containers for volatile analysis received with minimal headspace	Yes
Samples received within HoldingTime	Yes
Some samples have been subcontracted	No

Qualifier Codes/Comments

Code	Description
N01	F2 is determined by arithmetically subtracting the "naphthalene" value from the ">C10-C16" value. The naphthalene value used in this calculation is obtained from volatiles (Purge & Trap analysis).
N02	Where we have reported both volatile (P&T GCMS) and semivolatile (GCMS) naphthalene data, results may not be identical. Provided correct sample handling protocols have been followed, any observed differences in results are likely to be due to procedural differences within each methodology. Results determined by both techniques have passed all QAQC acceptance criteria, and are entirely technically valid.
N04	F1 is determined by arithmetically subtracting the "Total BTEX" value from the "C6-C10" value. The "Total BTEX" value is obtained by summing the concentrations of BTEX analytes. The "C6-C10" value is obtained by quantitating against a standard of mixed aromatic/aliphatic analytes.
N07	Please note:- These two PAH isomers closely co-elute using the most contemporary analytical methods and both the reported concentration (and the TEQ) apply specifically to the total of the two co-eluting PAHs
N11	Isotope dilution is used for calibration of each native compound for which an exact labelled analogue is available (Isotope Dilution Quantitation). The isotopically labelled analogues allow identification and recovery correction of the concentration of the associated native PFAS compounds.
N15	Where the native PFAS compound does not have labelled analogue then the quantification is made using the Extracted Internal Standard Analyte with the closest retention time to the analyte and no recovery correction has been made (Internal Standard Quantitation).
Q08	The matrix spike recovery is outside of the recommended acceptance criteria. An acceptable recovery was obtained for the laboratory control sample indicating a sample matrix interference.
Q15	The RPD reported passes Eurofins Environment Testing's QC - Acceptance Criteria as defined in the Internal Quality Control Review and Glossary page of this report.

Authorised by:

Ursula Long	Analytical Services Manager
Fang Yee Tan	Senior Analyst-Metal
Maria Tian	Senior Analyst-Organic
Roopesh Rangarajan	Senior Analyst-Organic
Roopesh Rangarajan	Senior Analyst-Volatile
Sayeed Abu	Senior Analyst-Asbestos



Glenn Jackson
Managing Director

Final Report – this report replaces any previously issued Report

- Indicates Not Requested

* Indicates NATA accreditation does not cover the performance of this service

Measurement uncertainty of test data is available on request or please click here.

Eurofins shall not be liable for loss, cost, damages or expenses incurred by the client, or any other person or company, resulting from the use of any information or interpretation given in this report. In no case shall Eurofins be liable for consequential damages including, but not limited to, lost profits, damages for failure to meet deadlines and lost production arising from this report. This document shall not be reproduced except in full and relates only to the items tested. Unless indicated otherwise, the tests were performed on the samples as received.

Senversa Pty Ltd NSW
Level 24, 1 Market Street
SYDNEY
NSW 2000

NATA Accredited
Accreditation Number 1261
Site Number 18217

Accredited for compliance with ISO/IEC 17025 – Testing
NATA is a signatory to the ILAC Mutual Recognition Arrangement for the mutual recognition of the equivalence of testing, medical testing, calibration, inspection, proficiency testing scheme providers and reference materials producers reports and certificates.

Attention: **Julia Nicholson**

Report **1066481-W**
Project name SMITHFIELD
Project ID 21182
Received Date Feb 06, 2024

Client Sample ID			**QC300**	**QC400**	**TS**	**TB**
Sample Matrix			**Water**	**Water**	**Water**	**Water**
Eurofins Sample No.			**S24-Fe0017552**	**S24-Fe0017553**	**S24-Fe0017554**	**S24-Fe0017555**
Date Sampled			**Feb 05, 2024**	**Feb 05, 2024**	**Feb 04, 2024**	**Feb 04, 2024**
Test/Reference	LOR	Unit				
Total Recoverable Hydrocarbons						
TRH C6-C9	0.02	mg/L	< 0.02	-	-	< 0.02
TRH C10-C14	0.05	mg/L	< 0.05	-	-	-
TRH C15-C28	0.1	mg/L	< 0.1	-	-	-
TRH C29-C36	0.1	mg/L	< 0.1	-	-	-
TRH C10-C36 (Total)	0.1	mg/L	< 0.1	-	-	-
TRH C6-C10	0.02	mg/L	< 0.02	-	-	< 0.02
TRH C6-C10 less BTEX (F1)[N04]	0.02	mg/L	< 0.02	-	-	< 0.02
TRH >C10-C16	0.05	mg/L	< 0.05	-	-	-
TRH >C10-C16 less Naphthalene (F2)[N01]	0.05	mg/L	< 0.05	-	-	-
TRH >C16-C34	0.1	mg/L	< 0.1	-	-	-
TRH >C34-C40	0.1	mg/L	< 0.1	-	-	-
TRH >C10-C40 (total)*	0.1	mg/L	< 0.1	-	-	-
BTEX						
Benzene	0.001	mg/L	< 0.001	-	-	< 0.001
Toluene	0.001	mg/L	< 0.001	-	-	< 0.001
Ethylbenzene	0.001	mg/L	< 0.001	-	-	< 0.001
m&p-Xylenes	0.002	mg/L	< 0.002	-	-	< 0.002
o-Xylene	0.001	mg/L	< 0.001	-	-	< 0.001
Xylenes - Total*	0.003	mg/L	< 0.003	-	-	< 0.003
4-Bromofluorobenzene (surr.)	1	%	74	-	-	116
Volatile Organics						
1.1-Dichloroethane	0.001	mg/L	< 0.001	-	-	-
1.1-Dichloroethene	0.001	mg/L	< 0.001	-	-	-
1.1.1-Trichloroethane	0.001	mg/L	< 0.001	-	-	-
1.1.1.2-Tetrachloroethane	0.001	mg/L	< 0.001	-	-	-
1.1.2-Trichloroethane	0.001	mg/L	< 0.001	-	-	-
1.1.2.2-Tetrachloroethane	0.001	mg/L	< 0.001	-	-	-
1.2-Dibromoethane	0.001	mg/L	< 0.001	-	-	-
1.2-Dichlorobenzene	0.001	mg/L	< 0.001	-	-	-
1.2-Dichloroethane	0.001	mg/L	< 0.001	-	-	-
1.2-Dichloropropane	0.001	mg/L	< 0.001	-	-	-
1.2.3-Trichloropropane	0.001	mg/L	< 0.001	-	-	-
1.2.4-Trimethylbenzene	0.001	mg/L	< 0.001	-	-	-
1.3-Dichlorobenzene	0.001	mg/L	< 0.001	-	-	-
1.3-Dichloropropane	0.001	mg/L	< 0.001	-	-	-

Client Sample ID			QC300	QC400	TS	TB
Sample Matrix			Water	Water	Water	Water
Eurofins Sample No.			S24-Fe0017552	S24-Fe0017553	S24-Fe0017554	S24-Fe0017555
Date Sampled			Feb 05, 2024	Feb 05, 2024	Feb 04, 2024	Feb 04, 2024
Test/Reference	LOR	Unit				
Volatile Organics						
1.3.5-Trimethylbenzene	0.001	mg/L	< 0.001	-	-	-
1.4-Dichlorobenzene	0.001	mg/L	< 0.001	-	-	-
2-Butanone (MEK)	0.005	mg/L	< 0.005	-	-	-
2-Propanone (Acetone)	0.005	mg/L	< 0.005	-	-	-
4-Chlorotoluene	0.001	mg/L	< 0.001	-	-	-
4-Methyl-2-pentanone (MIBK)	0.005	mg/L	< 0.005	-	-	-
Allyl chloride	0.001	mg/L	< 0.001	-	-	-
Benzene	0.001	mg/L	< 0.001	-	-	-
Bromobenzene	0.001	mg/L	< 0.001	-	-	-
Bromochloromethane	0.001	mg/L	< 0.001	-	-	-
Bromodichloromethane	0.001	mg/L	< 0.001	-	-	-
Bromoform	0.001	mg/L	< 0.001	-	-	-
Bromomethane	0.005	mg/L	< 0.005	-	-	-
Carbon disulfide	0.001	mg/L	< 0.001	-	-	-
Carbon Tetrachloride	0.001	mg/L	< 0.001	-	-	-
Chlorobenzene	0.001	mg/L	< 0.001	-	-	-
Chloroethane	0.005	mg/L	< 0.005	-	-	-
Chloroform	0.005	mg/L	< 0.005	-	-	-
Chloromethane	0.005	mg/L	< 0.005	-	-	-
cis-1.2-Dichloroethene	0.001	mg/L	< 0.001	-	-	-
cis-1.3-Dichloropropene	0.001	mg/L	< 0.001	-	-	-
Dibromochloromethane	0.001	mg/L	< 0.001	-	-	-
Dibromomethane	0.001	mg/L	< 0.001	-	-	-
Dichlorodifluoromethane	0.005	mg/L	< 0.005	-	-	-
Ethylbenzene	0.001	mg/L	< 0.001	-	-	-
Iodomethane	0.001	mg/L	< 0.001	-	-	-
Isopropyl benzene (Cumene)	0.001	mg/L	< 0.001	-	-	-
m&p-Xylenes	0.002	mg/L	< 0.002	-	-	-
Methylene Chloride	0.005	mg/L	< 0.005	-	-	-
o-Xylene	0.001	mg/L	< 0.001	-	-	-
Styrene	0.001	mg/L	< 0.001	-	-	-
Tetrachloroethene	0.001	mg/L	< 0.001	-	-	-
Toluene	0.001	mg/L	< 0.001	-	-	-
trans-1.2-Dichloroethene	0.001	mg/L	< 0.001	-	-	-
trans-1.3-Dichloropropene	0.001	mg/L	< 0.001	-	-	-
Trichloroethene	0.001	mg/L	< 0.001	-	-	-
Trichlorofluoromethane	0.005	mg/L	< 0.005	-	-	-
Vinyl chloride	0.005	mg/L	< 0.005	-	-	-
Xylenes - Total*	0.003	mg/L	< 0.003	-	-	-
Total MAH*	0.003	mg/L	< 0.003	-	-	-
Vic EPA IWRG 621 CHC (Total)*	0.005	mg/L	< 0.005	-	-	-
Vic EPA IWRG 621 Other CHC (Total)*	0.005	mg/L	< 0.005	-	-	-
4-Bromofluorobenzene (surr.)	1	%	74	-	-	-
Toluene-d8 (surr.)	1	%	75	-	-	-
Total Recoverable Hydrocarbons - 2013 NEPM Fractions						
Naphthalene[N02]	0.01	mg/L	< 0.01	-	-	-

Client Sample ID			QC300	QC400	TS	TB
Sample Matrix			Water	Water	Water	Water
Eurofins Sample No.			S24-Fe0017552	S24-Fe0017553	S24-Fe0017554	S24-Fe0017555
Date Sampled			Feb 05, 2024	Feb 05, 2024	Feb 04, 2024	Feb 04, 2024
Test/Reference	LOR	Unit				
Polycyclic Aromatic Hydrocarbons						
Acenaphthene	0.001	mg/L	< 0.001	-	-	-
Acenaphthylene	0.001	mg/L	< 0.001	-	-	-
Anthracene	0.001	mg/L	< 0.001	-	-	-
Benz(a)anthracene	0.001	mg/L	< 0.001	-	-	-
Benzo(a)pyrene	0.001	mg/L	< 0.001	-	-	-
Benzo(b&j)fluoranthene[N07]	0.001	mg/L	< 0.001	-	-	-
Benzo(g.h.i)perylene	0.001	mg/L	< 0.001	-	-	-
Benzo(k)fluoranthene	0.001	mg/L	< 0.001	-	-	-
Chrysene	0.001	mg/L	< 0.001	-	-	-
Dibenz(a.h)anthracene	0.001	mg/L	< 0.001	-	-	-
Fluoranthene	0.001	mg/L	< 0.001	-	-	-
Fluorene	0.001	mg/L	< 0.001	-	-	-
Indeno(1.2.3-cd)pyrene	0.001	mg/L	< 0.001	-	-	-
Naphthalene	0.001	mg/L	< 0.001	-	-	-
Phenanthrene	0.001	mg/L	< 0.001	-	-	-
Pyrene	0.001	mg/L	< 0.001	-	-	-
Total PAH*	0.001	mg/L	< 0.001	-	-	-
2-Fluorobiphenyl (surr.)	1	%	125	-	-	-
p-Terphenyl-d14 (surr.)	1	%	INT	-	-	-
Organochlorine Pesticides						
Chlordanes - Total	0.002	mg/L	< 0.002	-	-	-
4.4'-DDD	0.0002	mg/L	< 0.0002	-	-	-
4.4'-DDE	0.0002	mg/L	< 0.0002	-	-	-
4.4'-DDT	0.0002	mg/L	< 0.0002	-	-	-
a-HCH	0.0002	mg/L	< 0.0002	-	-	-
Aldrin	0.0002	mg/L	< 0.0002	-	-	-
b-HCH	0.0002	mg/L	< 0.0002	-	-	-
d-HCH	0.0002	mg/L	< 0.0002	-	-	-
Dieldrin	0.0002	mg/L	< 0.0002	-	-	-
Endosulfan I	0.0002	mg/L	< 0.0002	-	-	-
Endosulfan II	0.0002	mg/L	< 0.0002	-	-	-
Endosulfan sulphate	0.0002	mg/L	< 0.0002	-	-	-
Endrin	0.0002	mg/L	< 0.0002	-	-	-
Endrin aldehyde	0.0002	mg/L	< 0.0002	-	-	-
Endrin ketone	0.0002	mg/L	< 0.0002	-	-	-
g-HCH (Lindane)	0.0002	mg/L	< 0.0002	-	-	-
Heptachlor	0.0002	mg/L	< 0.0002	-	-	-
Heptachlor epoxide	0.0002	mg/L	< 0.0002	-	-	-
Hexachlorobenzene	0.0002	mg/L	< 0.0002	-	-	-
Methoxychlor	0.0002	mg/L	< 0.0002	-	-	-
Toxaphene	0.005	mg/L	< 0.005	-	-	-
Aldrin and Dieldrin (Total)*	0.0002	mg/L	< 0.0002	-	-	-
DDT + DDE + DDD (Total)*	0.0002	mg/L	< 0.0002	-	-	-
Vic EPA IWRG 621 OCP (Total)*	0.002	mg/L	< 0.002	-	-	-
Vic EPA IWRG 621 Other OCP (Total)*	0.002	mg/L	< 0.002	-	-	-
Dibutylchlorendate (surr.)	1	%	INT	-	-	-
Tetrachloro-m-xylene (surr.)	1	%	INT	-	-	-

Client Sample ID			QC300	QC400	TS	TB
Sample Matrix			Water	Water	Water	Water
Eurofins Sample No.			S24-Fe0017552	S24-Fe0017553	S24-Fe0017554	S24-Fe0017555
Date Sampled			Feb 05, 2024	Feb 05, 2024	Feb 04, 2024	Feb 04, 2024
Test/Reference	LOR	Unit				
Polychlorinated Biphenyls						
Aroclor-1016	0.005	mg/L	< 0.005	-	-	-
Aroclor-1221	0.005	mg/L	< 0.005	-	-	-
Aroclor-1232	0.005	mg/L	< 0.005	-	-	-
Aroclor-1242	0.005	mg/L	< 0.005	-	-	-
Aroclor-1248	0.005	mg/L	< 0.005	-	-	-
Aroclor-1254	0.005	mg/L	< 0.005	-	-	-
Aroclor-1260	0.005	mg/L	< 0.005	-	-	-
Total PCB*	0.005	mg/L	< 0.005	-	-	-
Dibutylchlorendate (surr.)	1	%	INT	-	-	-
Tetrachloro-m-xylene (surr.)	1	%	INT	-	-	-
Semivolatile Organics						
Aldrin and Dieldrin (Total)*	0.0001	mg/L	< 0.005	-	-	-
DDT + DDE + DDD (Total)*	0.0001	mg/L	< 0.005	-	-	-
Total PAH*	0.001	mg/L	< 0.001	-	-	-
2-Methyl-4.6-dinitrophenol	0.03	mg/L	< 0.03	-	-	-
1-Chloronaphthalene	0.005	mg/L	< 0.005	-	-	-
1-Naphthylamine	0.005	mg/L	< 0.005	-	-	-
1.2-Dichlorobenzene	0.005	mg/L	< 0.005	-	-	-
1.2.3-Trichlorobenzene	0.005	mg/L	< 0.005	-	-	-
1.2.3.4-Tetrachlorobenzene	0.005	mg/L	< 0.005	-	-	-
1.2.3.5-Tetrachlorobenzene	0.005	mg/L	< 0.005	-	-	-
1.2.4-Trichlorobenzene	0.005	mg/L	< 0.005	-	-	-
1.2.4.5-Tetrachlorobenzene	0.005	mg/L	< 0.005	-	-	-
1.3-Dichlorobenzene	0.005	mg/L	< 0.005	-	-	-
1.3.5-Trichlorobenzene	0.005	mg/L	< 0.005	-	-	-
1.4-Dichlorobenzene	0.005	mg/L	< 0.005	-	-	-
2-Chloronaphthalene	0.005	mg/L	< 0.005	-	-	-
2-Chlorophenol	0.003	mg/L	< 0.003	-	-	-
2-Fluorobiphenyl (surr.)	1	%	125	-	-	-
2-Methylnaphthalene	0.005	mg/L	< 0.005	-	-	-
2-Methylphenol (o-Cresol)	0.003	mg/L	< 0.003	-	-	-
2-Naphthylamine	0.005	mg/L	< 0.005	-	-	-
2-Nitroaniline	0.005	mg/L	< 0.005	-	-	-
2-Nitrophenol	0.01	mg/L	< 0.01	-	-	-
2-Picoline	0.005	mg/L	< 0.005	-	-	-
2.3.4.6-Tetrachlorophenol	0.01	mg/L	< 0.01	-	-	-
2.4-Dichlorophenol	0.003	mg/L	< 0.003	-	-	-
2.4-Dimethylphenol	0.003	mg/L	< 0.003	-	-	-
2.4-Dinitrophenol	0.03	mg/L	< 0.03	-	-	-
2.4-Dinitrotoluene	0.005	mg/L	< 0.005	-	-	-
2.4.5-Trichlorophenol	0.01	mg/L	< 0.01	-	-	-
2.4.6-Tribromophenol (surr.)	1	%	119	-	-	-
2.4.6-Trichlorophenol	0.01	mg/L	< 0.01	-	-	-
2.6-Dichlorophenol	0.003	mg/L	< 0.003	-	-	-
2.6-Dinitrotoluene	0.005	mg/L	< 0.005	-	-	-
3&4-Methylphenol (m&p-Cresol)	0.006	mg/L	< 0.006	-	-	-
3-Methylcholanthrene	0.005	mg/L	< 0.005	-	-	-
3.3'-Dichlorobenzidine	0.005	mg/L	< 0.005	-	-	-
4-Aminobiphenyl	0.005	mg/L	< 0.005	-	-	-

Client Sample ID			QC300	QC400	TS	TB
Sample Matrix			Water	Water	Water	Water
Eurofins Sample No.			S24-Fe0017552	S24-Fe0017553	S24-Fe0017554	S24-Fe0017555
Date Sampled			Feb 05, 2024	Feb 05, 2024	Feb 04, 2024	Feb 04, 2024
Test/Reference	LOR	Unit				
Semivolatile Organics						
4-Chloro-3-methylphenol	0.01	mg/L	< 0.01	-	-	-
4-Nitrophenol	0.03	mg/L	< 0.03	-	-	-
4.4'-DDD	0.005	mg/L	< 0.005	-	-	-
4.4'-DDE	0.005	mg/L	< 0.005	-	-	-
4.4'-DDT	0.005	mg/L	< 0.005	-	-	-
7.12-Dimethylbenz(a)anthracene	0.005	mg/L	< 0.005	-	-	-
a-HCH	0.005	mg/L	< 0.005	-	-	-
Acenaphthene	0.001	mg/L	< 0.001	-	-	-
Acenaphthylene	0.001	mg/L	< 0.001	-	-	-
Acetophenone	0.005	mg/L	< 0.005	-	-	-
Aldrin	0.005	mg/L	< 0.005	-	-	-
Aniline	0.005	mg/L	< 0.005	-	-	-
Anthracene	0.001	mg/L	< 0.001	-	-	-
b-HCH	0.005	mg/L	< 0.005	-	-	-
Benz(a)anthracene	0.001	mg/L	< 0.001	-	-	-
Benzo(a)pyrene	0.001	mg/L	< 0.001	-	-	-
Benzo(b&j)fluoranthene[N07]	0.001	mg/L	< 0.001	-	-	-
Benzo(g.h.i)perylene	0.001	mg/L	< 0.001	-	-	-
Benzo(k)fluoranthene	0.001	mg/L	< 0.001	-	-	-
Benzyl chloride	0.005	mg/L	< 0.005	-	-	-
Bis(2-ethylhexyl)phthalate	0.005	mg/L	< 0.005	-	-	-
Butyl benzyl phthalate	0.005	mg/L	< 0.005	-	-	-
Chrysene	0.001	mg/L	< 0.001	-	-	-
d-HCH	0.005	mg/L	< 0.005	-	-	-
Di-n-butyl phthalate	0.005	mg/L	< 0.005	-	-	-
Di-n-octyl phthalate	0.005	mg/L	< 0.005	-	-	-
Dibenz(a.h)anthracene	0.001	mg/L	< 0.001	-	-	-
Dibenz(a.j)acridine	0.005	mg/L	< 0.005	-	-	-
Dibenzofuran	0.005	mg/L	< 0.005	-	-	-
Dieldrin	0.005	mg/L	< 0.005	-	-	-
Diethyl phthalate	0.005	mg/L	< 0.005	-	-	-
Dimethyl phthalate	0.005	mg/L	< 0.005	-	-	-
Dimethylaminoazobenzene	0.005	mg/L	< 0.005	-	-	-
Diphenylamine	0.005	mg/L	< 0.005	-	-	-
Endosulfan I	0.005	mg/L	< 0.005	-	-	-
Endosulfan II	0.005	mg/L	< 0.005	-	-	-
Endosulfan sulphate	0.005	mg/L	< 0.005	-	-	-
Endrin	0.005	mg/L	< 0.005	-	-	-
Endrin aldehyde	0.005	mg/L	< 0.005	-	-	-
Endrin ketone	0.005	mg/L	< 0.005	-	-	-
Fluoranthene	0.001	mg/L	< 0.001	-	-	-
Fluorene	0.001	mg/L	< 0.001	-	-	-
g-HCH (Lindane)	0.005	mg/L	< 0.005	-	-	-
Heptachlor	0.005	mg/L	< 0.005	-	-	-
Heptachlor epoxide	0.005	mg/L	< 0.005	-	-	-
Hexachlorobenzene	0.005	mg/L	< 0.005	-	-	-
Hexachlorobutadiene	0.005	mg/L	< 0.005	-	-	-
Hexachlorocyclopentadiene	0.005	mg/L	< 0.005	-	-	-
Hexachloroethane	0.005	mg/L	< 0.005	-	-	-

Client Sample ID			QC300	QC400	TS	TB
Sample Matrix			Water	Water	Water	Water
Eurofins Sample No.			S24-Fe0017552	S24-Fe0017553	S24-Fe0017554	S24-Fe0017555
Date Sampled			Feb 05, 2024	Feb 05, 2024	Feb 04, 2024	Feb 04, 2024
Test/Reference	LOR	Unit				
Semivolatile Organics						
Indeno(1.2.3-cd)pyrene	0.001	mg/L	< 0.001	-	-	-
Methoxychlor	0.005	mg/L	< 0.005	-	-	-
N-Nitrosodibutylamine	0.005	mg/L	< 0.005	-	-	-
N-Nitrosodipropylamine	0.005	mg/L	< 0.005	-	-	-
N-Nitrosopiperidine	0.005	mg/L	< 0.005	-	-	-
Naphthalene	0.001	mg/L	< 0.001	-	-	-
Nitrobenzene	0.005	mg/L	< 0.005	-	-	-
Nitrobenzene-d5 (surr.)	1	%	150	-	-	-
Pentachlorobenzene	0.005	mg/L	< 0.005	-	-	-
Pentachloronitrobenzene	0.005	mg/L	< 0.005	-	-	-
Pentachlorophenol	0.01	mg/L	< 0.01	-	-	-
Phenanthrene	0.001	mg/L	< 0.001	-	-	-
Phenol	0.003	mg/L	< 0.003	-	-	-
Phenol-d6 (surr.)	1	%	64	-	-	-
Pronamide	0.005	mg/L	< 0.005	-	-	-
Pyrene	0.001	mg/L	< 0.001	-	-	-
Trifluralin	0.005	mg/L	< 0.005	-	-	-
Haloethers						
4-Bromophenyl phenyl ether	0.005	mg/L	< 0.005	-	-	-
4-Chlorophenyl phenyl ether	0.005	mg/L	< 0.005	-	-	-
Bis(2-chloroethoxy)methane	0.005	mg/L	< 0.005	-	-	-
Bis(2-chloroisopropyl)ether	0.005	mg/L	< 0.005	-	-	-
Heavy Metals						
Arsenic	0.001	mg/L	< 0.001	-	-	-
Cadmium	0.0002	mg/L	< 0.0002	-	-	-
Chromium	0.001	mg/L	< 0.001	-	-	-
Copper	0.001	mg/L	< 0.001	-	-	-
Lead	0.001	mg/L	< 0.001	-	-	-
Mercury	0.0001	mg/L	< 0.0001	-	-	-
Nickel	0.001	mg/L	< 0.001	-	-	-
Zinc	0.005	mg/L	< 0.005	-	-	-
Perfluoroalkyl carboxylic acids (PFCAs)						
Perfluorobutanoic acid (PFBA)[N11]	0.05	ug/L	< 0.05	< 0.05	-	-
Perfluoropentanoic acid (PFPeA)[N11]	0.01	ug/L	< 0.01	< 0.01	-	-
Perfluorohexanoic acid (PFHxA)[N11]	0.01	ug/L	< 0.01	< 0.01	-	-
Perfluoroheptanoic acid (PFHpA)[N11]	0.01	ug/L	< 0.01	< 0.01	-	-
Perfluorooctanoic acid (PFOA)[N11]	0.01	ug/L	< 0.01	< 0.01	-	-
Perfluorononanoic acid (PFNA)[N11]	0.01	ug/L	< 0.01	< 0.01	-	-
Perfluorodecanoic acid (PFDA)[N11]	0.01	ug/L	< 0.01	< 0.01	-	-
Perfluoroundecanoic acid (PFUnDA)[N11]	0.01	ug/L	< 0.01	< 0.01	-	-
Perfluorododecanoic acid (PFDoDA)[N11]	0.01	ug/L	< 0.01	< 0.01	-	-
Perfluorotridecanoic acid (PFTrDA)[N15]	0.01	ug/L	< 0.01	< 0.01	-	-
Perfluorotetradecanoic acid (PFTeDA)[N11]	0.01	ug/L	< 0.01	< 0.01	-	-
13C4-PFBA (surr.)	1	%	98	87	-	-
13C5-PFPeA (surr.)	1	%	111	102	-	-
13C5-PFHxA (surr.)	1	%	114	103	-	-
13C4-PFHpA (surr.)	1	%	103	98	-	-
13C8-PFOA (surr.)	1	%	114	100	-	-
13C5-PFNA (surr.)	1	%	104	96	-	-

Client Sample ID			QC300	QC400	TS	TB
Sample Matrix			Water	Water	Water	Water
Eurofins Sample No.			S24-Fe0017552	S24-Fe0017553	S24-Fe0017554	S24-Fe0017555
Date Sampled			Feb 05, 2024	Feb 05, 2024	Feb 04, 2024	Feb 04, 2024
Test/Reference	LOR	Unit				
Perfluoroalkyl carboxylic acids (PFCAs)						
13C6-PFDA (surr.)	1	%	92	86	-	-
13C2-PFUnDA (surr.)	1	%	90	79	-	-
13C2-PFDoDA (surr.)	1	%	65	51	-	-
13C2-PFTeDA (surr.)	1	%	35	21	-	-
Perfluoroalkyl sulfonamido substances						
Perfluorooctane sulfonamide (FOSA)[N11]	0.05	ug/L	< 0.05	< 0.05	-	-
N-methylperfluoro-1-octane sulfonamide (N-MeFOSA)[N11]	0.05	ug/L	< 0.05	< 0.05	-	-
N-ethylperfluoro-1-octane sulfonamide (N-EtFOSA)[N11]	0.05	ug/L	< 0.05	< 0.05	-	-
2-(N-methylperfluoro-1-octane sulfonamido)-ethanol(N-MeFOSE)[N11]	0.05	ug/L	< 0.05	< 0.05	-	-
2-(N-ethylperfluoro-1-octane sulfonamido)-ethanol(N-EtFOSE)[N11]	0.05	ug/L	< 0.05	< 0.05	-	-
N-ethyl-perfluorooctanesulfonamidoacetic acid (N-EtFOSAA)[N11]	0.05	ug/L	< 0.05	< 0.05	-	-
N-methyl-perfluorooctanesulfonamidoacetic acid (N-MeFOSAA)[N11]	0.05	ug/L	< 0.05	< 0.05	-	-
13C8-FOSA (surr.)	1	%	74	76	-	-
D3-N-MeFOSA (surr.)	1	%	29	19	-	-
D5-N-EtFOSA (surr.)	1	%	27	15	-	-
D7-N-MeFOSE (surr.)	1	%	71	46	-	-
D9-N-EtFOSE (surr.)	1	%	61	42	-	-
D5-N-EtFOSAA (surr.)	1	%	89	85	-	-
D3-N-MeFOSAA (surr.)	1	%	99	82	-	-
Perfluoroalkyl sulfonic acids (PFSAs)						
Perfluorobutanesulfonic acid (PFBS)[N11]	0.01	ug/L	< 0.01	< 0.01	-	-
Perfluorononanesulfonic acid (PFNS)[N15]	0.01	ug/L	< 0.01	< 0.01	-	-
Perfluoropropanesulfonic acid (PFPrS)[N15]	0.01	ug/L	< 0.01	< 0.01	-	-
Perfluoropentanesulfonic acid (PFPeS)[N15]	0.01	ug/L	< 0.01	< 0.01	-	-
Perfluorohexanesulfonic acid (PFHxS)[N11]	0.01	ug/L	< 0.01	< 0.01	-	-
Perfluoroheptanesulfonic acid (PFHpS)[N15]	0.01	ug/L	< 0.01	< 0.01	-	-
Perfluorooctanesulfonic acid (PFOS)[N11]	0.01	ug/L	< 0.01	< 0.01	-	-
Perfluorodecanesulfonic acid (PFDS)[N15]	0.01	ug/L	< 0.01	< 0.01	-	-
13C3-PFBS (surr.)	1	%	103	98	-	-
18O2-PFHxS (surr.)	1	%	113	95	-	-
13C8-PFOS (surr.)	1	%	99	92	-	-
n:2 Fluorotelomer sulfonic acids (n:2 FTSAs)						
1H.1H.2H.2H-perfluorohexanesulfonic acid (4:2 FTSA)[N11]	0.01	ug/L	< 0.01	< 0.01	-	-
1H.1H.2H.2H-perfluorooctanesulfonic acid(6:2 FTSA)[N11]	0.05	ug/L	< 0.05	< 0.05	-	-
1H.1H.2H.2H-perfluorodecanesulfonic acid (8:2 FTSA)[N11]	0.01	ug/L	< 0.01	< 0.01	-	-
1H.1H.2H.2H-perfluorododecanesulfonic acid (10:2 FTSA)[N11]	0.01	ug/L	< 0.01	< 0.01	-	-
13C2-4:2 FTSA (surr.)	1	%	112	94	-	-
13C2-6:2 FTSA (surr.)	1	%	101	101	-	-
13C2-8:2 FTSA (surr.)	1	%	105	88	-	-
13C2-10:2 FTSA (surr.)	1	%	66	71	-	-

Client Sample ID			QC300	QC400	TS	TB
Sample Matrix			Water	Water	Water	Water
Eurofins Sample No.			S24-Fe0017552	S24-Fe0017553	S24-Fe0017554	S24-Fe0017555
Date Sampled			Feb 05, 2024	Feb 05, 2024	Feb 04, 2024	Feb 04, 2024
Test/Reference	LOR	Unit				
PFASs Summations						
Sum (PFHxS + PFOS)*	0.01	ug/L	< 0.01	< 0.01	-	-
Sum of US EPA PFAS (PFOS + PFOA)*	0.01	ug/L	< 0.01	< 0.01	-	-
Sum of enHealth PFAS (PFHxS + PFOS + PFOA)*	0.01	ug/L	< 0.01	< 0.01	-	-
Sum of WA DWER PFAS (n=10)*	0.05	ug/L	< 0.05	< 0.05	-	-
Sum of PFASs (n=30)*	0.1	ug/L	< 0.1	< 0.1	-	-
TRH C6-C10	1	%	-	-	72	-
Naphthalene[N02]	0.01	mg/L	-	-	-	< 0.01
Total Recoverable Hydrocarbons						
Naphthalene	1	%	-	-	100	-
TRH C6-C9	1	%	-	-	71	-
BTEX						
Benzene	1	%	-	-	98	-
Ethylbenzene	1	%	-	-	94	-
m&p-Xylenes	1	%	-	-	99	-
o-Xylene	1	%	-	-	95	-
Toluene	1	%	-	-	77	-
Xylenes - Total	1	%	-	-	96	-
4-Bromofluorobenzene (surr.)	1	%	-	-	95	-

Sample History

Where samples are submitted/analysed over several days, the last date of extraction is reported.

If the date and time of sampling are not provided, the Laboratory will not be responsible for compromised results should testing be performed outside the recommended holding time.

Description	Testing Site	Extracted	Holding Time
Total Recoverable Hydrocarbons - 1999 NEPM Fractions	Sydney	Feb 12, 2024	7 Days
- Method: LTM-ORG-2010 TRH C6-C40			
Total Recoverable Hydrocarbons - 2013 NEPM Fractions	Sydney	Feb 08, 2024	7 Days
- Method: LTM-ORG-2010 TRH C6-C40			
Total Recoverable Hydrocarbons	Sydney	Feb 08, 2024	7 Days
- Method: LTM-ORG-2010 TRH C6-C40			
BTEX	Sydney	Feb 08, 2024	14 Days
- Method: LTM-ORG-2010 BTEX and Volatile TRH			
Total Recoverable Hydrocarbons - 2013 NEPM Fractions	Sydney	Feb 12, 2024	7 Days
- Method: LTM-ORG-2010 TRH C6-C40			
Polycyclic Aromatic Hydrocarbons	Sydney	Feb 12, 2024	7 Days
- Method: LTM-ORG-2130 PAH and Phenols in Soil and Water			
Metals M8	Sydney	Feb 12, 2024	28 Days
- Method: LTM-MET-3040 Metals in Waters, Soils & Sediments by ICP-MS			
Volatile Organics	Sydney	Feb 12, 2024	7 Days
- Method: LTM-ORG-2150 VOCs in Soils Liquid and other Aqueous Matrices			
Semivolatile Organics	Sydney	Feb 12, 2024	7 Day
- Method: LTM-ORG-2190 SVOC in Water & Soil by GC-MS			
Organochlorine Pesticides	Sydney	Feb 12, 2024	7 Days
- Method: LTM-ORG-2220 OCP & PCB in Soil and Water			
Polychlorinated Biphenyls	Sydney	Feb 12, 2024	7 Days
- Method: LTM-ORG-2220 OCP & PCB in Soil and Water			
Per- and Polyfluoroalkyl Substances (PFASs)			
Perfluoroalkyl carboxylic acids (PFCAs)	Sydney	Feb 12, 2024	28 Days
- Method: LTM-ORG-2100 Per- and Polyfluoroalkyl Substances (PFAS)			
Perfluoroalkyl sulfonamido substances	Sydney	Feb 12, 2024	28 Days
- Method: LTM-ORG-2100 Per- and Polyfluoroalkyl Substances (PFAS)			
Perfluoroalkyl sulfonic acids (PFSAs)	Sydney	Feb 12, 2024	28 Days
- Method: LTM-ORG-2100 Per- and Polyfluoroalkyl Substances (PFAS)			
n:2 Fluorotelomer sulfonic acids (n:2 FTSAs)	Sydney	Feb 12, 2024	28 Days
- Method: LTM-ORG-2100 Per- and Polyfluoroalkyl Substances (PFAS)			
PFASs Summations	Sydney	Feb 08, 2024	
- Method: LTM-ORG-2100 Per- and Polyfluoroalkyl Substances (PFAS)			

eurofins

web: www.eurofins.com.au
email: EnviroSales@eurofins.com

Eurofins Environment Testing Australia Pty Ltd
ABN: 50 005 085 521

Melbourne	Geelong	Sydney	Canberra	Brisbane	Newcastle
6 Monterey Road	19/8 Lewalan Street	179 Magowar Road	Unit 1,2 Dacre Street	1/21 Smallwood Place	1/2 Frost Drive
Dandenong South	Grovedale	Girraween	Mitchell	Murarrie	Mayfield West
VIC 3175	VIC 3216	NSW 2145	ACT 2911	QLD 4172	NSW 2304
+61 3 8564 5000	+61 3 8564 5000	+61 2 9900 8400	+61 2 6113 8091	T: +61 7 3902 4600	+61 2 4968 8448
NATA# 1261	NATA# 1261	NATA# 1261	NATA# 1261	NATA# 1261	NATA# 1261
Site# 1254	Site# 25403	Site# 18217	Site# 25466	Site# 20794	Site# 25079 & 25289

Eurofins ARL Pty Ltd
ABN: 91 05 0159 898

Perth
46-48 Banksia Road
Welshpool
WA 6106
+61 8 6253 4444
NATA# 2377
Site# 2370

Eurofins Environment Testing NZ Ltd
NZBN: 9429046024954

Auckland	Auckland (Asb)	Christchurch	Tauranga
35 O'Rorke Road	Unit C1/4 Pacific Rise,	43 Detroit Drive	1277 Cameron Road,
Penrose,	Mount Wellington,	Rolleston,	Gate Pa,
Auckland 1061	Auckland 1061	Christchurch 7675	Tauranga 3112
+64 9 526 4551	+64 9 525 0568	+64 3 343 5201	+64 9 525 0568
IANZ# 1327	IANZ# 1308	IANZ# 1290	IANZ# 1402

Company Name: Senversa Pty Ltd NSW
Address: Level 24, 1 Market Street
SYDNEY
NSW 2000

Project Name: SMITHFIELD
Project ID: 21182

Order No.:
Report #: 1066481
Phone: 02 9994 8016
Fax: 03 9606 0074

Received: Feb 6, 2024 4:50 PM
Due: Feb 13, 2024
Priority: 5 Day
Contact Name: Julia Nicholson

Eurofins Analytical Services Manager : Adam Bateup

Sample Detail						Asbestos - AS4964	Asbestos - WA guidelines	HOLD	Suite B13: OCP/PCB	Moisture Set	Eurofins Suite B7	BTEXN and Volatile TRH	Eurofins Suite SVV: SVOC/VOC	Per- and Polyfluoroalkyl Substances (PFASs)	BTEXN and Volatile TRH
Sydney Laboratory - NATA # 1261 Site # 18217						X	X	X	X	X	X	X	X	X	X
External Laboratory															
No	**Sample ID**	**Sample Date**	**Sampling Time**	**Matrix**	**LAB ID**										
1	SB01_0.1-0.2	Feb 05, 2024		Soil	S24-Fe0017527	X				X	X				
2	SB02_0.1-0.2	Feb 05, 2024		Soil	S24-Fe0017528	X				X					
3	SB02_0.3-0.4	Feb 05, 2024		Soil	S24-Fe0017529					X	X				
4	SB03_0.1-0.2	Feb 05, 2024		Soil	S24-Fe0017530	X				X	X				
5	SB04_0.1-0.2	Feb 05, 2024		Soil	S24-Fe0017531	X				X					
6	SB04_0.2-0.3	Feb 05, 2024		Soil	S24-Fe0017532					X	X				
7	SB05_0.1-0.2	Feb 05, 2024		Soil	S24-Fe0017533	X				X	X				
8	SB06_0-0.1	Feb 05, 2024		Soil	S24-Fe0017534	X				X	X			X	
9	SB07_0-0.1	Feb 05, 2024		Soil	S24-Fe0017535		X			X	X			X	
10	SB08_0.25-0.3	Feb 05, 2024		Soil	S24-Fe0017536	X				X					
11	SB08_0.3-0.4	Feb 05, 2024		Soil	S24-Fe0017537					X	X				
12	SB09_0.1-0.2	Feb 05, 2024		Soil	S24-Fe0017538	X				X	X				
13	SB10_0.2-0.3	Feb 05, 2024		Soil	S24-Fe0017539	X				X					

eurofins

web: www.eurofins.com.au
email: EnviroSales@eurofins.com

Eurofins Environment Testing Australia Pty Ltd
ABN: 50 005 085 521

Melbourne	Geelong	Sydney	Canberra	Brisbane	Newcastle
6 Monterey Road	19/8 Lewalan Street	179 Magowar Road	Unit 1,2 Dacre Street	1/21 Smallwood Place	1/2 Frost Drive
Dandenong South	Grovedale	Girraween	Mitchell	Murarrie	Mayfield West
VIC 3175	VIC 3216	NSW 2145	ACT 2911	QLD 4172	NSW 2304
+61 3 8564 5000	+61 3 8564 5000	+61 2 9900 8400	+61 2 6113 8091	T: +61 7 3902 4600	+61 2 4968 8448
NATA# 1261	NATA# 1261	NATA# 1261	NATA# 1261	NATA# 1261	NATA# 1261
Site# 1254	Site# 25403	Site# 18217	Site# 25466	Site# 20794	Site# 25079 & 25289

Eurofins ARL Pty Ltd
ABN: 91 05 0159 898

Perth
46-48 Banksia Road
Welshpool
WA 6106
+61 8 6253 4444
NATA# 2377
Site# 2370

Eurofins Environment Testing NZ Ltd
NZBN: 9429046024954

Auckland	Auckland (Asb)	Christchurch	Tauranga
35 O'Rorke Road	Unit C1/4 Pacific Rise,	43 Detroit Drive	1277 Cameron Road,
Penrose,	Mount Wellington,	Rolleston,	Gate Pa,
Auckland 1061	Auckland 1061	Christchurch 7675	Tauranga 3112
+64 9 526 4551	+64 9 525 0568	+64 3 343 5201	+64 9 525 0568
IANZ# 1327	IANZ# 1308	IANZ# 1290	IANZ# 1402

Company Name: Senversa Pty Ltd NSW
Address: Level 24, 1 Market Street
SYDNEY
NSW 2000

Project Name: SMITHFIELD
Project ID: 21182

Order No.:
Report #: 1066481
Phone: 02 9994 8016
Fax: 03 9606 0074

Received: Feb 6, 2024 4:50 PM
Due: Feb 13, 2024
Priority: 5 Day
Contact Name: Julia Nicholson

Eurofins Analytical Services Manager : Adam Bateup

Sample Detail						Asbestos - AS4964	Asbestos - WA guidelines	HOLD	Suite B13: OCP/PCB	Moisture Set	Eurofins Suite B7	BTEXN and Volatile TRH	Eurofins Suite SVV: SVOC/VOC	Per- and Polyfluoroalkyl Substances (PFASs)	BTEXN and Volatile TRH
Sydney Laboratory - NATA # 1261 Site # 18217						X	X	X	X	X	X	X	X	X	X
14	SB10_0.5-0.6	Feb 05, 2024		Soil	S24-Fe0017540					X	X				
15	SB11_0.2-0.3	Feb 05, 2024		Soil	S24-Fe0017541	X				X					
16	SB11_0.8-0.9	Feb 05, 2024		Soil	S24-Fe0017542					X	X				
17	SB12_0.2-0.3	Feb 05, 2024		Soil	S24-Fe0017543	X				X					
18	SB12_0.4-0.5	Feb 05, 2024		Soil	S24-Fe0017544					X	X				
19	SB13_0.2-0.3	Feb 05, 2024		Soil	S24-Fe0017545				X	X	X		X	X	
20	SB14_0.2-0.3	Feb 05, 2024		Soil	S24-Fe0017546	X				X	X				
21	MW04_0.05-0.1	Feb 05, 2024		Soil	S24-Fe0017547	X				X	X				
22	MW04_2-2.1	Feb 05, 2024		Soil	S24-Fe0017548					X	X				
23	MW05_0-0.1	Feb 05, 2024		Soil	S24-Fe0017549		X		X	X	X		X	X	
24	MW05_2.5-2.6	Feb 05, 2024		Soil	S24-Fe0017550					X	X				
25	QC100	Feb 05, 2024		Soil	S24-Fe0017551		X		X	X	X		X	X	
26	QC300	Feb 05, 2024		Water	S24-Fe0017552				X		X		X	X	
27	QC400	Feb 05, 2024		Water	S24-Fe0017553									X	
28	TS	Feb 04, 2024		Water	S24-Fe0017554										X

eurofins

web: www.eurofins.com.au
email: EnviroSales@eurofins.com

Eurofins Environment Testing Australia Pty Ltd
ABN: 50 005 085 521

Melbourne	Geelong	Sydney	Canberra	Brisbane	Newcastle
6 Monterey Road	19/8 Lewalan Street	179 Magowar Road	Unit 1,2 Dacre Street	1/21 Smallwood Place	1/2 Frost Drive
Dandenong South	Grovedale	Girraween	Mitchell	Murarrie	Mayfield West
VIC 3175	VIC 3216	NSW 2145	ACT 2911	QLD 4172	NSW 2304
+61 3 8564 5000	+61 3 8564 5000	+61 2 9900 8400	+61 2 6113 8091	T: +61 7 3902 4600	+61 2 4968 8448
NATA# 1261	NATA# 1261	NATA# 1261	NATA# 1261	NATA# 1261	NATA# 1261
Site# 1254	Site# 25403	Site# 18217	Site# 25466	Site# 20794	Site# 25079 & 25289

Eurofins ARL Pty Ltd
ABN: 91 05 0159 898

Perth
46-48 Banksia Road
Welshpool
WA 6106
+61 8 6253 4444
NATA# 2377
Site# 2370

Eurofins Environment Testing NZ Ltd
NZBN: 9429046024954

Auckland	Auckland (Asb)	Christchurch	Tauranga
35 O'Rorke Road	Unit C1/4 Pacific Rise,	43 Detroit Drive	1277 Cameron Road,
Penrose,	Mount Wellington,	Rolleston,	Gate Pa,
Auckland 1061	Auckland 1061	Christchurch 7675	Tauranga 3112
+64 9 526 4551	+64 9 525 0568	+64 3 343 5201	+64 9 525 0568
IANZ# 1327	IANZ# 1308	IANZ# 1290	IANZ# 1402

Company Name: Senversa Pty Ltd NSW
Address: Level 24, 1 Market Street
SYDNEY
NSW 2000

Project Name: SMITHFIELD
Project ID: 21182

Order No.:
Report #: 1066481
Phone: 02 9994 8016
Fax: 03 9606 0074

Received: Feb 6, 2024 4:50 PM
Due: Feb 13, 2024
Priority: 5 Day
Contact Name: Julia Nicholson

Eurofins Analytical Services Manager : Adam Bateup

Sample Detail						Asbestos - AS4964	Asbestos - WA guidelines	HOLD	Suite B13: OCP/PCB	Moisture Set	Eurofins Suite B7	BTEXN and Volatile TRH	Eurofins Suite SVV: SVOC/VOC	Per- and Polyfluoroalkyl Substances (PFASs)	BTEXN and Volatile TRH
Sydney Laboratory - NATA # 1261 Site # 18217						X	X	X	X	X	X	X	X	X	X
29	TB	Feb 04, 2024		Water	S24-Fe0017555							X			
30	SB01_0.2-0.3	Feb 05, 2024		Soil	S24-Fe0017556			X							
31	SB01_0.5-0.6	Feb 05, 2024		Soil	S24-Fe0017557			X							
32	SB01_0.6-0.7	Feb 05, 2024		Soil	S24-Fe0017558			X							
33	SB02_1.1-1.2	Feb 05, 2024		Soil	S24-Fe0017559			X							
34	SB03_0.2-0.3	Feb 05, 2024		Soil	S24-Fe0017560			X							
35	SB03_1.1-1.2	Feb 05, 2024		Soil	S24-Fe0017561			X							
36	SB04_0.5-0.6	Feb 05, 2024		Soil	S24-Fe0017562			X							
37	SB04_1.1-1.2	Feb 05, 2024		Soil	S24-Fe0017563			X							
38	SB05_0.2-0.3	Feb 05, 2024		Soil	S24-Fe0017564			X							
39	SB05_1-1.1	Feb 05, 2024		Soil	S24-Fe0017565			X							
40	SB06_0.2-0.3	Feb 05, 2024		Soil	S24-Fe0017566			X							
41	SB06_0.5-0.6	Feb 05, 2024		Soil	S24-Fe0017567			X							
42	SB06_1.1-1.2	Feb 05, 2024		Soil	S24-Fe0017568			X							
43	SB07_0.1-0.2	Feb 05, 2024		Soil	S24-Fe0017569			X							
44	SB07_0.6-0.7	Feb 05, 2024		Soil	S24-Fe0017570			X							

eurofins

web: www.eurofins.com.au
email: EnviroSales@eurofins.com

Eurofins Environment Testing Australia Pty Ltd
ABN: 50 005 085 521

Melbourne
6 Monterey Road
Dandenong South
VIC 3175
+61 3 8564 5000
NATA# 1261
Site# 1254

Geelong
19/8 Lewalan Street
Grovedale
VIC 3216
+61 3 8564 5000
NATA# 1261
Site# 25403

Sydney
179 Magowar Road
Girraween
NSW 2145
+61 2 9900 8400
NATA# 1261
Site# 18217

Canberra
Unit 1,2 Dacre Street
Mitchell
ACT 2911
+61 2 6113 8091
NATA# 1261
Site# 25466

Brisbane
1/21 Smallwood Place
Murarrie
QLD 4172
T: +61 7 3902 4600
NATA# 1261
Site# 20794

Newcastle
1/2 Frost Drive
Mayfield West
NSW 2304
+61 2 4968 8448
NATA# 1261
Site# 25079 & 25289

Eurofins ARL Pty Ltd
ABN: 91 05 0159 898

Perth
46-48 Banksia Road
Welshpool
WA 6106
+61 8 6253 4444
NATA# 2377
Site# 2370

Eurofins Environment Testing NZ Ltd
NZBN: 9429046024954

Auckland
35 O'Rorke Road
Penrose,
Auckland 1061
+64 9 526 4551
IANZ# 1327

Auckland (Asb)
Unit C1/4 Pacific Rise,
Mount Wellington,
Auckland 1061
+64 9 525 0568
IANZ# 1308

Christchurch
43 Detroit Drive
Rolleston,
Christchurch 7675
+64 3 343 5201
IANZ# 1290

Tauranga
1277 Cameron Road,
Gate Pa,
Tauranga 3112
+64 9 525 0568
IANZ# 1402

Company Name: Senversa Pty Ltd NSW
Address: Level 24, 1 Market Street
SYDNEY
NSW 2000

Project Name: SMITHFIELD
Project ID: 21182

Order No.:
Report #: 1066481
Phone: 02 9994 8016
Fax: 03 9606 0074

Received: Feb 6, 2024 4:50 PM
Due: Feb 13, 2024
Priority: 5 Day
Contact Name: Julia Nicholson

Eurofins Analytical Services Manager : Adam Bateup

Sample Detail						Asbestos - AS4964	Asbestos - WA guidelines	HOLD	Suite B13: OCP/PCB	Moisture Set	Eurofins Suite B7	BTEXN and Volatile TRH	Eurofins Suite SVV: SVOC/VOC	Per- and Polyfluoroalkyl Substances (PFASs)	BTEXN and Volatile TRH
Sydney Laboratory - NATA # 1261 Site # 18217						X	X	X	X	X	X	X	X	X	X
45	SB07_1.1-1.2	Feb 05, 2024		Soil	S24-Fe0017571			X							
46	SB08_1-1.1	Feb 05, 2024		Soil	S24-Fe0017572			X							
47	SB09_0.5-0.6	Feb 05, 2024		Soil	S24-Fe0017573			X							
48	SB09_1.1-1.2	Feb 05, 2024		Soil	S24-Fe0017574			X							
49	SB10_0.3-0.4	Feb 05, 2024		Soil	S24-Fe0017575			X							
50	SB10_1-1.1	Feb 05, 2024		Soil	S24-Fe0017576			X							
51	SB11_0.3-0.4	Feb 05, 2024		Soil	S24-Fe0017577			X							
52	SB12_1-1.1	Feb 05, 2024		Soil	S24-Fe0017578			X							
53	SB13_0.5-0.6	Feb 05, 2024		Soil	S24-Fe0017579			X							
54	SB13_1-1.1	Feb 05, 2024		Soil	S24-Fe0017580			X							
55	SB14_0.5-0.6	Feb 05, 2024		Soil	S24-Fe0017581			X							
56	SB14_1-1.1	Feb 05, 2024		Soil	S24-Fe0017582			X							
57	MW04_0.1-0.2	Feb 05, 2024		Soil	S24-Fe0017583			X							
58	MW04_0.8-0.9	Feb 05, 2024		Soil	S24-Fe0017584			X							
59	MW04_3-3.1	Feb 05, 2024		Soil	S24-Fe0017585			X							
60	MW04_4-4.1	Feb 05, 2024		Soil	S24-Fe0017586			X							

eurofins

web: www.eurofins.com.au
email: EnviroSales@eurofins.com

Eurofins Environment Testing Australia Pty Ltd
ABN: 50 005 085 521

Melbourne
6 Monterey Road
Dandenong South
VIC 3175
+61 3 8564 5000
NATA# 1261
Site# 1254

Geelong
19/8 Lewalan Street
Grovedale
VIC 3216
+61 3 8564 5000
NATA# 1261
Site# 25403

Sydney
179 Magowar Road
Girraween
NSW 2145
+61 2 9900 8400
NATA# 1261
Site# 18217

Canberra
Unit 1,2 Dacre Street
Mitchell
ACT 2911
+61 2 6113 8091
NATA# 1261
Site# 25466

Brisbane
1/21 Smallwood Place
Murarrie
QLD 4172
T: +61 7 3902 4600
NATA# 1261
Site# 20794

Newcastle
1/2 Frost Drive
Mayfield West
NSW 2304
+61 2 4968 8448
NATA# 1261
Site# 25079 & 25289

Eurofins ARL Pty Ltd
ABN: 91 05 0159 898

Perth
46-48 Banksia Road
Welshpool
WA 6106
+61 8 6253 4444
NATA# 2377
Site# 2370

Eurofins Environment Testing NZ Ltd
NZBN: 9429046024954

Auckland
35 O'Rorke Road
Penrose,
Auckland 1061
+64 9 526 4551
IANZ# 1327

Auckland (Asb)
Unit C1/4 Pacific Rise,
Mount Wellington,
Auckland 1061
+64 9 525 0568
IANZ# 1308

Christchurch
43 Detroit Drive
Rolleston,
Christchurch 7675
+64 3 343 5201
IANZ# 1290

Tauranga
1277 Cameron Road,
Gate Pa,
Tauranga 3112
+64 9 525 0568
IANZ# 1402

Company Name: Senversa Pty Ltd NSW
Address: Level 24, 1 Market Street
SYDNEY
NSW 2000

Project Name: SMITHFIELD
Project ID: 21182

Order No.:
Report #: 1066481
Phone: 02 9994 8016
Fax: 03 9606 0074

Received: Feb 6, 2024 4:50 PM
Due: Feb 13, 2024
Priority: 5 Day
Contact Name: Julia Nicholson

Eurofins Analytical Services Manager : Adam Bateup

Sample Detail						Asbestos - AS4964	Asbestos - WA guidelines	HOLD	Suite B13: OCP/PCB	Moisture Set	Eurofins Suite B7	BTEXN and Volatile TRH	Eurofins Suite SVV: SVOC/VOC	Per- and Polyfluoroalkyl Substances (PFASs)	BTEXN and Volatile TRH
Sydney Laboratory - NATA # 1261 Site # 18217						X	X	X	X	X	X	X	X	X	X
61	MW04_5-5.1	Feb 05, 2024		Soil	S24-Fe0017587			X							
62	MW04_6.4-6.5	Feb 05, 2024		Soil	S24-Fe0017588			X							
63	MW05_0.2-0.3	Feb 05, 2024		Soil	S24-Fe0017589			X							
64	MW05_0.5-0.6	Feb 05, 2024		Soil	S24-Fe0017590			X							
65	MW05_1.2-1.3	Feb 05, 2024		Soil	S24-Fe0017591			X							
66	MW05_1.5-1.6	Feb 05, 2024		Soil	S24-Fe0017592			X							
67	MW05_2.2-2.3	Feb 05, 2024		Soil	S24-Fe0017593			X							
68	MW05_3-3.1	Feb 05, 2024		Soil	S24-Fe0017594			X							
69	MW05_4-4.1	Feb 05, 2024		Soil	S24-Fe0017595			X							
70	MW05_5-5.1	Feb 05, 2024		Soil	S24-Fe0017596			X							
Test Counts						13	3	41	4	25	20	1	4	7	1

Internal Quality Control Review and Glossary

General

1. Laboratory QC results for Method Blanks, Duplicates, Matrix Spikes, and Laboratory Control Samples follow guidelines delineated in the National Environment Protection (Assessment of Site Contamination) Measure 1999, as amended May 2013. They are included in this QC report where applicable. Additional QC data may be available on request.
2. All soil/sediment/solid results are reported on a dry weight basis unless otherwise stated.
3. All biota/food results are reported on a wet weight basis on the edible portion unless otherwise stated.
4. For CEC results where the sample's origin is unknown or environmentally contaminated, the results should be used advisedly.
5. Actual LORs are matrix dependent. Quoted LORs may be raised where sample extracts are diluted due to interferences.
6. Results are uncorrected for matrix spikes or surrogate recoveries except for PFAS compounds.
7. SVOC analysis on waters is performed on homogenised, unfiltered samples unless noted otherwise.
8. Samples were analysed on an 'as received' basis.
9. Information identified in this report with blue colour indicates data provided by customers that may have an impact on the results.
10. This report replaces any interim results previously issued.

Holding Times

Please refer to the 'Sample Preservation and Container Guide' for holding times (QS3001).

For samples received on the last day of holding time, notification of testing requirements should have been received at least 6 hours before sample receipt deadlines as stated on the SRA.

If the Laboratory did not receive the information in the required timeframe, and despite any other integrity issues, suitably qualified results may still be reported.

Holding times apply from the date of sampling; therefore, compliance with these may be outside the laboratory's control.

For VOCs containing vinyl chloride, styrene and 2-chloroethyl vinyl ether, the holding time is 7 days; however, for all other VOCs, such as BTEX or C6-10 TRH, the holding time is 14 days.

Units

mg/kg: milligrams per kilogram	**mg/L:** milligrams per litre	**ppm:** parts per million
µg/L: micrograms per litre	**ppb:** parts per billion	**%:** Percentage
org/100 mL: Organisms per 100 millilitres	**NTU:** Nephelometric Turbidity Units	**MPN/100 mL:** Most Probable Number of organisms per 100 millilitres
CFU: Colony forming unit	**Colour:** Pt-Co Units	

Terms

APHA	American Public Health Association
CEC	Cation Exchange Capacity
COC	Chain of Custody
CP	Client Parent - QC was performed on samples pertaining to this report
CRM	Certified Reference Material (ISO17034) - reported as percent recovery.
Dry	Where moisture has been determined on a solid sample, the result is expressed on a dry weight basis.
Duplicate	A second piece of analysis from the same sample and reported in the same units as the result to show comparison.
LOR	Limit of Reporting.
LCS	Laboratory Control Sample - reported as percent recovery.
Method Blank	In the case of solid samples, these are performed on laboratory-certified clean sands and in the case of water samples, these are performed on de-ionised water.
NCP	Non-Client Parent - QC performed on samples not pertaining to this report, QC represents the sequence or batch that client samples were analysed within.
RPD	Relative Percent Difference between two Duplicate pieces of analysis.
SPIKE	Addition of the analyte to the sample and reported as percentage recovery.
SRA	Sample Receipt Advice
Surr - Surrogate	The addition of a similar compound to the analyte target is reported as percentage recovery. See below for acceptance criteria.
TBTO	Tributyltin oxide (*bis*-tributyltin oxide) - individual tributyltin compounds cannot be identified separately in the environment; however, free tributyltin was measured, and its values were converted stoichiometrically into tributyltin oxide for comparison with regulatory limits.
TCLP	Toxicity Characteristic Leaching Procedure
TEQ	Toxic Equivalency Quotient or Total Equivalence
QSM	US Department of Defense Quality Systems Manual Version 5.4
US EPA	United States Environmental Protection Agency
WA DWER	Sum of PFBA, PFPeA, PFHxA, PFHpA, PFOA, PFBS, PFHxS, PFOS, 6:2 FTSA, 8:2 FTSA

QC - Acceptance Criteria

The acceptance criteria should only be used as a guide and may be different when site-specific Sampling Analysis and Quality Plan (SAQP) have been implemented.

RPD Duplicates: Global RPD Duplicates Acceptance Criteria is ≤30%; however, the following acceptance guidelines are equally applicable:

Results <10 times the LOR:	No Limit
Results between 10-20 times the LOR:	RPD must lie between 0-50%
Results >20 times the LOR:	RPD must lie between 0-30%

NOTE: pH duplicates are reported as a range, not as RPD

Surrogate Recoveries: Recoveries must lie between 20-130% for Speciated Phenols & 50-150% for PFAS. SVOCs recoveries 20 – 150%, VOC recoveries 70 – 130%

PFAS field samples containing surrogate recoveries above the QC limit designated in QSM 5.4, where no positive PFAS results have been reported or reviewed, and no data was affected.

QC Data General Comments

1. Where a result is reported as less than (<), higher than the nominated LOR, this is due to either matrix interference, extract dilution required due to interferences or contaminant levels within the sample, high moisture content or insufficient sample provided.
2. Duplicate data shown within this report that states the word "BATCH" is a Batch Duplicate from outside of your sample batch but within the laboratory sample batch at a 1:10 ratio. The Parent and Duplicate data shown are not data from your samples.
3. pH and Free Chlorine analysed in the laboratory - Analysis on this test must begin within 30 minutes of sampling. Therefore, laboratory analysis is unlikely to be completed within holding time.Analysis will begin as soon as possible after sample receipt.
4. Recovery Data (Spikes & Surrogates) - where chromatographic interference does not allow the determination of recovery, the term "INT" appears against that analyte.
5. For Matrix Spikes and LCS results, a dash "-" in the report means that the specific analyte was not added to the QC sample.
6. Duplicate RPDs are calculated from raw analytical data; thus, it is possible to have two sets of data.

Quality Control Results

Test	Units	Result 1			Acceptance Limits	Pass Limits	Qualifying Code
Method Blank							
Total Recoverable Hydrocarbons							
TRH C6-C9	mg/L	< 0.02			0.02	Pass	
TRH C10-C14	mg/L	< 0.05			0.05	Pass	
TRH C15-C28	mg/L	< 0.1			0.1	Pass	
TRH C29-C36	mg/L	< 0.1			0.1	Pass	
TRH C6-C10	mg/L	< 0.02			0.02	Pass	
TRH >C10-C16	mg/L	< 0.05			0.05	Pass	
TRH >C16-C34	mg/L	< 0.1			0.1	Pass	
TRH >C34-C40	mg/L	< 0.1			0.1	Pass	
Method Blank							
BTEX							
Benzene	mg/L	< 0.001			0.001	Pass	
Toluene	mg/L	< 0.001			0.001	Pass	
Ethylbenzene	mg/L	< 0.001			0.001	Pass	
m&p-Xylenes	mg/L	< 0.002			0.002	Pass	
o-Xylene	mg/L	< 0.001			0.001	Pass	
Xylenes - Total*	mg/L	< 0.003			0.003	Pass	
Method Blank							
Volatile Organics							
1.1-Dichloroethane	mg/L	< 0.001			0.001	Pass	
1.1-Dichloroethene	mg/L	< 0.001			0.001	Pass	
1.1.1-Trichloroethane	mg/L	< 0.001			0.001	Pass	
1.1.1.2-Tetrachloroethane	mg/L	< 0.001			0.001	Pass	
1.1.2-Trichloroethane	mg/L	< 0.001			0.001	Pass	
1.1.2.2-Tetrachloroethane	mg/L	< 0.001			0.001	Pass	
1.2-Dibromoethane	mg/L	< 0.001			0.001	Pass	
1.2-Dichlorobenzene	mg/L	< 0.001			0.001	Pass	
1.2-Dichloroethane	mg/L	< 0.001			0.001	Pass	
1.2-Dichloropropane	mg/L	< 0.001			0.001	Pass	
1.2.3-Trichloropropane	mg/L	< 0.001			0.001	Pass	
1.2.4-Trimethylbenzene	mg/L	< 0.001			0.001	Pass	
1.3-Dichlorobenzene	mg/L	< 0.001			0.001	Pass	
1.3-Dichloropropane	mg/L	< 0.001			0.001	Pass	
1.3.5-Trimethylbenzene	mg/L	< 0.001			0.001	Pass	
1.4-Dichlorobenzene	mg/L	< 0.001			0.001	Pass	
2-Butanone (MEK)	mg/L	< 0.005			0.005	Pass	
2-Propanone (Acetone)	mg/L	< 0.005			0.005	Pass	
4-Chlorotoluene	mg/L	< 0.001			0.001	Pass	
4-Methyl-2-pentanone (MIBK)	mg/L	< 0.005			0.005	Pass	
Allyl chloride	mg/L	< 0.001			0.001	Pass	
Bromobenzene	mg/L	< 0.001			0.001	Pass	
Bromochloromethane	mg/L	< 0.001			0.001	Pass	
Bromodichloromethane	mg/L	< 0.001			0.001	Pass	
Bromoform	mg/L	< 0.001			0.001	Pass	
Bromomethane	mg/L	< 0.005			0.005	Pass	
Carbon disulfide	mg/L	< 0.001			0.001	Pass	
Carbon Tetrachloride	mg/L	< 0.001			0.001	Pass	
Chlorobenzene	mg/L	< 0.001			0.001	Pass	
Chloroethane	mg/L	< 0.005			0.005	Pass	
Chloroform	mg/L	< 0.005			0.005	Pass	
Chloromethane	mg/L	< 0.005			0.005	Pass	

Test	Units	Result 1			Acceptance Limits	Pass Limits	Qualifying Code
cis-1.2-Dichloroethene	mg/L	< 0.001			0.001	Pass	
cis-1.3-Dichloropropene	mg/L	< 0.001			0.001	Pass	
Dibromochloromethane	mg/L	< 0.001			0.001	Pass	
Dibromomethane	mg/L	< 0.001			0.001	Pass	
Dichlorodifluoromethane	mg/L	< 0.005			0.005	Pass	
Iodomethane	mg/L	< 0.001			0.001	Pass	
Isopropyl benzene (Cumene)	mg/L	< 0.001			0.001	Pass	
Methylene Chloride	mg/L	< 0.005			0.005	Pass	
Styrene	mg/L	< 0.001			0.001	Pass	
Tetrachloroethene	mg/L	< 0.001			0.001	Pass	
trans-1.2-Dichloroethene	mg/L	< 0.001			0.001	Pass	
trans-1.3-Dichloropropene	mg/L	< 0.001			0.001	Pass	
Trichloroethene	mg/L	< 0.001			0.001	Pass	
Trichlorofluoromethane	mg/L	< 0.005			0.005	Pass	
Vinyl chloride	mg/L	< 0.005			0.005	Pass	
Method Blank							
Total Recoverable Hydrocarbons - 2013 NEPM Fractions							
Naphthalene	mg/L	< 0.01			0.01	Pass	
Method Blank							
Polycyclic Aromatic Hydrocarbons							
Acenaphthene	mg/L	< 0.001			0.001	Pass	
Acenaphthylene	mg/L	< 0.001			0.001	Pass	
Anthracene	mg/L	< 0.001			0.001	Pass	
Benz(a)anthracene	mg/L	< 0.001			0.001	Pass	
Benzo(a)pyrene	mg/L	< 0.001			0.001	Pass	
Benzo(b&j)fluoranthene	mg/L	< 0.001			0.001	Pass	
Benzo(g.h.i)perylene	mg/L	< 0.001			0.001	Pass	
Benzo(k)fluoranthene	mg/L	< 0.001			0.001	Pass	
Chrysene	mg/L	< 0.001			0.001	Pass	
Dibenz(a.h)anthracene	mg/L	< 0.001			0.001	Pass	
Fluoranthene	mg/L	< 0.001			0.001	Pass	
Fluorene	mg/L	< 0.001			0.001	Pass	
Indeno(1.2.3-cd)pyrene	mg/L	< 0.001			0.001	Pass	
Naphthalene	mg/L	< 0.001			0.001	Pass	
Phenanthrene	mg/L	< 0.001			0.001	Pass	
Pyrene	mg/L	< 0.001			0.001	Pass	
Method Blank							
Organochlorine Pesticides							
Chlordanes - Total	mg/L	< 0.002			0.002	Pass	
4.4'-DDD	mg/L	< 0.0002			0.0002	Pass	
4.4'-DDE	mg/L	< 0.0002			0.0002	Pass	
4.4'-DDT	mg/L	< 0.0002			0.0002	Pass	
a-HCH	mg/L	< 0.0002			0.0002	Pass	
Aldrin	mg/L	< 0.0002			0.0002	Pass	
b-HCH	mg/L	< 0.0002			0.0002	Pass	
d-HCH	mg/L	< 0.0002			0.0002	Pass	
Dieldrin	mg/L	< 0.0002			0.0002	Pass	
Endosulfan I	mg/L	< 0.0002			0.0002	Pass	
Endosulfan II	mg/L	< 0.0002			0.0002	Pass	
Endosulfan sulphate	mg/L	< 0.0002			0.0002	Pass	
Endrin	mg/L	< 0.0002			0.0002	Pass	
Endrin aldehyde	mg/L	< 0.0002			0.0002	Pass	
Endrin ketone	mg/L	< 0.0002			0.0002	Pass	
g-HCH (Lindane)	mg/L	< 0.0002			0.0002	Pass	

Test	Units	Result 1			Acceptance Limits	Pass Limits	Qualifying Code
Heptachlor	mg/L	< 0.0002			0.0002	Pass	
Heptachlor epoxide	mg/L	< 0.0002			0.0002	Pass	
Hexachlorobenzene	mg/L	< 0.0002			0.0002	Pass	
Methoxychlor	mg/L	< 0.0002			0.0002	Pass	
Toxaphene	mg/L	< 0.005			0.005	Pass	
Method Blank							
Polychlorinated Biphenyls							
Aroclor-1016	mg/L	< 0.005			0.005	Pass	
Aroclor-1221	mg/L	< 0.005			0.005	Pass	
Aroclor-1232	mg/L	< 0.005			0.005	Pass	
Aroclor-1242	mg/L	< 0.005			0.005	Pass	
Aroclor-1248	mg/L	< 0.005			0.005	Pass	
Aroclor-1254	mg/L	< 0.005			0.005	Pass	
Aroclor-1260	mg/L	< 0.005			0.005	Pass	
Total PCB*	mg/L	< 0.005			0.005	Pass	
Method Blank							
Semivolatile Organics							
2-Methyl-4.6-dinitrophenol	mg/L	< 0.03			0.03	Pass	
1-Chloronaphthalene	mg/L	< 0.005			0.005	Pass	
1-Naphthylamine	mg/L	< 0.005			0.005	Pass	
1.2-Dichlorobenzene	mg/L	< 0.005			0.005	Pass	
1.2.3-Trichlorobenzene	mg/L	< 0.005			0.005	Pass	
1.2.3.4-Tetrachlorobenzene	mg/L	< 0.005			0.005	Pass	
1.2.3.5-Tetrachlorobenzene	mg/L	< 0.005			0.005	Pass	
1.2.4-Trichlorobenzene	mg/L	< 0.005			0.005	Pass	
1.2.4.5-Tetrachlorobenzene	mg/L	< 0.005			0.005	Pass	
1.3-Dichlorobenzene	mg/L	< 0.005			0.005	Pass	
1.3.5-Trichlorobenzene	mg/L	< 0.005			0.005	Pass	
1.4-Dichlorobenzene	mg/L	< 0.005			0.005	Pass	
2-Chloronaphthalene	mg/L	< 0.005			0.005	Pass	
2-Chlorophenol	mg/L	< 0.003			0.003	Pass	
2-Methylnaphthalene	mg/L	< 0.005			0.005	Pass	
2-Methylphenol (o-Cresol)	mg/L	< 0.003			0.003	Pass	
2-Naphthylamine	mg/L	< 0.005			0.005	Pass	
2-Nitroaniline	mg/L	< 0.005			0.005	Pass	
2-Nitrophenol	mg/L	< 0.01			0.01	Pass	
2-Picoline	mg/L	< 0.005			0.005	Pass	
2.3.4.6-Tetrachlorophenol	mg/L	< 0.01			0.01	Pass	
2.4-Dichlorophenol	mg/L	< 0.003			0.003	Pass	
2.4-Dimethylphenol	mg/L	< 0.003			0.003	Pass	
2.4-Dinitrophenol	mg/L	< 0.03			0.03	Pass	
2.4-Dinitrotoluene	mg/L	< 0.005			0.005	Pass	
2.4.5-Trichlorophenol	mg/L	< 0.01			0.01	Pass	
2.4.6-Trichlorophenol	mg/L	< 0.01			0.01	Pass	
2.6-Dichlorophenol	mg/L	< 0.003			0.003	Pass	
2.6-Dinitrotoluene	mg/L	< 0.005			0.005	Pass	
3&4-Methylphenol (m&p-Cresol)	mg/L	< 0.006			0.006	Pass	
3-Methylcholanthrene	mg/L	< 0.005			0.005	Pass	
3.3'-Dichlorobenzidine	mg/L	< 0.005			0.005	Pass	
4-Aminobiphenyl	mg/L	< 0.005			0.005	Pass	
4-Chloro-3-methylphenol	mg/L	< 0.01			0.01	Pass	
4-Nitrophenol	mg/L	< 0.03			0.03	Pass	
4.4'-DDD	mg/L	< 0.005			0.005	Pass	
4.4'-DDE	mg/L	< 0.005			0.005	Pass	

Test	Units	Result 1			Acceptance Limits	Pass Limits	Qualifying Code
4.4'-DDT	mg/L	< 0.005			0.005	Pass	
7.12-Dimethylbenz(a)anthracene	mg/L	< 0.005			0.005	Pass	
a-HCH	mg/L	< 0.005			0.005	Pass	
Acetophenone	mg/L	< 0.005			0.005	Pass	
Aldrin	mg/L	< 0.005			0.005	Pass	
Aniline	mg/L	< 0.005			0.005	Pass	
b-HCH	mg/L	< 0.005			0.005	Pass	
Benzyl chloride	mg/L	< 0.005			0.005	Pass	
Bis(2-ethylhexyl)phthalate	mg/L	< 0.005			0.005	Pass	
Butyl benzyl phthalate	mg/L	< 0.005			0.005	Pass	
d-HCH	mg/L	< 0.005			0.005	Pass	
Di-n-butyl phthalate	mg/L	< 0.005			0.005	Pass	
Di-n-octyl phthalate	mg/L	< 0.005			0.005	Pass	
Dibenz(a.j)acridine	mg/L	< 0.005			0.005	Pass	
Dibenzofuran	mg/L	< 0.005			0.005	Pass	
Dieldrin	mg/L	< 0.005			0.005	Pass	
Diethyl phthalate	mg/L	< 0.005			0.005	Pass	
Dimethyl phthalate	mg/L	< 0.005			0.005	Pass	
Dimethylaminoazobenzene	mg/L	< 0.005			0.005	Pass	
Diphenylamine	mg/L	< 0.005			0.005	Pass	
Endosulfan I	mg/L	< 0.005			0.005	Pass	
Endosulfan II	mg/L	< 0.005			0.005	Pass	
Endosulfan sulphate	mg/L	< 0.005			0.005	Pass	
Endrin	mg/L	< 0.005			0.005	Pass	
Endrin ketone	mg/L	< 0.005			0.005	Pass	
g-HCH (Lindane)	mg/L	< 0.005			0.005	Pass	
Heptachlor	mg/L	< 0.005			0.005	Pass	
Heptachlor epoxide	mg/L	< 0.005			0.005	Pass	
Hexachlorobenzene	mg/L	< 0.005			0.005	Pass	
Hexachlorobutadiene	mg/L	< 0.005			0.005	Pass	
Hexachlorocyclopentadiene	mg/L	< 0.005			0.005	Pass	
Hexachloroethane	mg/L	< 0.005			0.005	Pass	
Methoxychlor	mg/L	< 0.005			0.005	Pass	
N-Nitrosodibutylamine	mg/L	< 0.005			0.005	Pass	
N-Nitrosodipropylamine	mg/L	< 0.005			0.005	Pass	
N-Nitrosopiperidine	mg/L	< 0.005			0.005	Pass	
Nitrobenzene	mg/L	< 0.005			0.005	Pass	
Pentachlorobenzene	mg/L	< 0.005			0.005	Pass	
Pentachloronitrobenzene	mg/L	< 0.005			0.005	Pass	
Pentachlorophenol	mg/L	< 0.01			0.01	Pass	
Phenol	mg/L	< 0.003			0.003	Pass	
Pronamide	mg/L	< 0.005			0.005	Pass	
Trifluralin	mg/L	< 0.005			0.005	Pass	
Method Blank							
Haloethers							
4-Bromophenyl phenyl ether	mg/L	< 0.005			0.005	Pass	
4-Chlorophenyl phenyl ether	mg/L	< 0.005			0.005	Pass	
Bis(2-chloroethoxy)methane	mg/L	< 0.005			0.005	Pass	
Bis(2-chloroisopropyl)ether	mg/L	< 0.005			0.005	Pass	
Method Blank							
Heavy Metals							
Arsenic	mg/L	< 0.001			0.001	Pass	
Cadmium	mg/L	< 0.0002			0.0002	Pass	
Chromium	mg/L	< 0.001			0.001	Pass	

Test	Units	Result 1			Acceptance Limits	Pass Limits	Qualifying Code
Copper	mg/L	< 0.001			0.001	Pass	
Lead	mg/L	< 0.001			0.001	Pass	
Mercury	mg/L	< 0.0001			0.0001	Pass	
Nickel	mg/L	< 0.001			0.001	Pass	
Zinc	mg/L	< 0.005			0.005	Pass	
Method Blank							
Perfluoroalkyl carboxylic acids (PFCAs)							
Perfluorobutanoic acid (PFBA)	ug/L	< 0.05			0.05	Pass	
Perfluoropentanoic acid (PFPeA)	ug/L	< 0.01			0.01	Pass	
Perfluorohexanoic acid (PFHxA)	ug/L	< 0.01			0.01	Pass	
Perfluoroheptanoic acid (PFHpA)	ug/L	< 0.01			0.01	Pass	
Perfluorooctanoic acid (PFOA)	ug/L	< 0.01			0.01	Pass	
Perfluorononanoic acid (PFNA)	ug/L	< 0.01			0.01	Pass	
Perfluorodecanoic acid (PFDA)	ug/L	< 0.01			0.01	Pass	
Perfluoroundecanoic acid (PFUnDA)	ug/L	< 0.01			0.01	Pass	
Perfluorododecanoic acid (PFDoDA)	ug/L	< 0.01			0.01	Pass	
Perfluorotridecanoic acid (PFTrDA)	ug/L	< 0.01			0.01	Pass	
Perfluorotetradecanoic acid (PFTeDA)	ug/L	< 0.01			0.01	Pass	
Method Blank							
Perfluoroalkyl sulfonamido substances							
Perfluorooctane sulfonamide (FOSA)	ug/L	< 0.05			0.05	Pass	
N-methylperfluoro-1-octane sulfonamide (N-MeFOSA)	ug/L	< 0.05			0.05	Pass	
N-ethylperfluoro-1-octane sulfonamide (N-EtFOSA)	ug/L	< 0.05			0.05	Pass	
2-(N-methylperfluoro-1-octane sulfonamido)-ethanol(N-MeFOSE)	ug/L	< 0.05			0.05	Pass	
2-(N-ethylperfluoro-1-octane sulfonamido)-ethanol(N-EtFOSE)	ug/L	< 0.05			0.05	Pass	
N-ethyl-perfluorooctanesulfonamidoacetic acid (N-EtFOSAA)	ug/L	< 0.05			0.05	Pass	
N-methyl-perfluorooctanesulfonamidoacetic acid (N-MeFOSAA)	ug/L	< 0.05			0.05	Pass	
Method Blank							
Perfluoroalkyl sulfonic acids (PFSAs)							
Perfluorobutanesulfonic acid (PFBS)	ug/L	< 0.01			0.01	Pass	
Perfluorononanesulfonic acid (PFNS)	ug/L	< 0.01			0.01	Pass	
Perfluoropropanesulfonic acid (PFPrS)	ug/L	< 0.01			0.01	Pass	
Perfluoropentanesulfonic acid (PFPeS)	ug/L	< 0.01			0.01	Pass	
Perfluorohexanesulfonic acid (PFHxS)	ug/L	< 0.01			0.01	Pass	
Perfluoroheptanesulfonic acid (PFHpS)	ug/L	< 0.01			0.01	Pass	
Perfluorooctanesulfonic acid (PFOS)	ug/L	< 0.01			0.01	Pass	
Perfluorodecanesulfonic acid (PFDS)	ug/L	< 0.01			0.01	Pass	
Method Blank							
n:2 Fluorotelomer sulfonic acids (n:2 FTSAs)							
1H.1H.2H.2H-perfluorohexanesulfonic acid (4:2 FTSA)	ug/L	< 0.01			0.01	Pass	
1H.1H.2H.2H-perfluorooctanesulfonic acid(6:2 FTSA)	ug/L	< 0.05			0.05	Pass	
1H.1H.2H.2H-perfluorodecanesulfonic acid (8:2 FTSA)	ug/L	< 0.01			0.01	Pass	
1H.1H.2H.2H-perfluorododecanesulfonic acid (10:2 FTSA)	ug/L	< 0.01			0.01	Pass	
LCS - % Recovery							
Total Recoverable Hydrocarbons							
TRH C6-C9	%	93			70-130	Pass	
TRH C10-C14	%	71			70-130	Pass	
TRH C6-C10	%	91			70-130	Pass	
TRH >C10-C16	%	72			70-130	Pass	
LCS - % Recovery							
BTEX							
Benzene	%	91			70-130	Pass	
Toluene	%	90			70-130	Pass	
Ethylbenzene	%	93			70-130	Pass	

Test	Units	Result 1			Acceptance Limits	Pass Limits	Qualifying Code
m&p-Xylenes	%	95			70-130	Pass	
o-Xylene	%	95			70-130	Pass	
Xylenes - Total*	%	95			70-130	Pass	
LCS - % Recovery							
Volatile Organics							
1.1-Dichloroethene	%	95			70-130	Pass	
1.1.1-Trichloroethane	%	75			70-130	Pass	
1.2-Dichlorobenzene	%	107			70-130	Pass	
1.2-Dichloroethane	%	102			70-130	Pass	
Trichloroethene	%	78			70-130	Pass	
LCS - % Recovery							
Total Recoverable Hydrocarbons - 2013 NEPM Fractions							
Naphthalene	%	112			70-130	Pass	
LCS - % Recovery							
Polycyclic Aromatic Hydrocarbons							
Acenaphthene	%	104			70-130	Pass	
Acenaphthylene	%	104			70-130	Pass	
Anthracene	%	103			70-130	Pass	
Benz(a)anthracene	%	113			70-130	Pass	
Benzo(a)pyrene	%	111			70-130	Pass	
Benzo(b&j)fluoranthene	%	89			70-130	Pass	
Benzo(g.h.i)perylene	%	104			70-130	Pass	
Benzo(k)fluoranthene	%	97			70-130	Pass	
Chrysene	%	114			70-130	Pass	
Dibenz(a.h)anthracene	%	93			70-130	Pass	
Fluoranthene	%	99			70-130	Pass	
Fluorene	%	108			70-130	Pass	
Indeno(1.2.3-cd)pyrene	%	96			70-130	Pass	
Naphthalene	%	98			70-130	Pass	
Phenanthrene	%	110			70-130	Pass	
Pyrene	%	93			70-130	Pass	
LCS - % Recovery							
Organochlorine Pesticides							
Chlordanes - Total	%	107			70-130	Pass	
4.4'-DDD	%	100			70-130	Pass	
4.4'-DDE	%	119			70-130	Pass	
a-HCH	%	101			70-130	Pass	
Aldrin	%	102			70-130	Pass	
b-HCH	%	111			70-130	Pass	
d-HCH	%	113			70-130	Pass	
Dieldrin	%	115			70-130	Pass	
Endosulfan I	%	111			70-130	Pass	
Endosulfan II	%	111			70-130	Pass	
Endosulfan sulphate	%	110			70-130	Pass	
Endrin	%	126			70-130	Pass	
Endrin aldehyde	%	103			70-130	Pass	
g-HCH (Lindane)	%	108			70-130	Pass	
Heptachlor	%	119			70-130	Pass	
Heptachlor epoxide	%	123			70-130	Pass	
Hexachlorobenzene	%	94			70-130	Pass	
LCS - % Recovery							
Polychlorinated Biphenyls							
Aroclor-1016	%	99			70-130	Pass	
Aroclor-1260	%	118			70-130	Pass	

Test	Units	Result 1			Acceptance Limits	Pass Limits	Qualifying Code
LCS - % Recovery							
Semivolatile Organics							
2-Methyl-4.6-dinitrophenol	%	78			25-140	Pass	
2-Chlorophenol	%	102			25-140	Pass	
2-Methylphenol (o-Cresol)	%	82			25-140	Pass	
2-Nitrophenol	%	107			25-140	Pass	
2.4-Dichlorophenol	%	92			25-140	Pass	
2.4-Dimethylphenol	%	99			25-140	Pass	
2.4-Dinitrophenol	%	77			25-140	Pass	
2.4.5-Trichlorophenol	%	49			25-140	Pass	
2.4.6-Trichlorophenol	%	77			25-140	Pass	
2.6-Dichlorophenol	%	103			25-140	Pass	
3&4-Methylphenol (m&p-Cresol)	%	76			25-140	Pass	
4-Chloro-3-methylphenol	%	68			25-140	Pass	
4-Nitrophenol	%	33			25-140	Pass	
Pentachlorophenol	%	84			25-140	Pass	
Phenol	%	43			25-140	Pass	
LCS - % Recovery							
Heavy Metals							
Arsenic	%	84			80-120	Pass	
Cadmium	%	83			80-120	Pass	
Chromium	%	86			80-120	Pass	
Copper	%	84			80-120	Pass	
Lead	%	87			80-120	Pass	
Mercury	%	90			80-120	Pass	
Nickel	%	86			80-120	Pass	
Zinc	%	84			80-120	Pass	
LCS - % Recovery							
Perfluoroalkyl carboxylic acids (PFCAs)							
Perfluorobutanoic acid (PFBA)	%	104			50-150	Pass	
Perfluoropentanoic acid (PFPeA)	%	100			50-150	Pass	
Perfluorohexanoic acid (PFHxA)	%	111			50-150	Pass	
Perfluoroheptanoic acid (PFHpA)	%	111			50-150	Pass	
Perfluorooctanoic acid (PFOA)	%	117			50-150	Pass	
Perfluorononanoic acid (PFNA)	%	107			50-150	Pass	
Perfluorodecanoic acid (PFDA)	%	114			50-150	Pass	
Perfluoroundecanoic acid (PFUnDA)	%	119			50-150	Pass	
Perfluorododecanoic acid (PFDoDA)	%	103			50-150	Pass	
Perfluorotridecanoic acid (PFTrDA)	%	149			50-150	Pass	
Perfluorotetradecanoic acid (PFTeDA)	%	105			50-150	Pass	
LCS - % Recovery							
Perfluoroalkyl sulfonamido substances							
Perfluorooctane sulfonamide (FOSA)	%	93			50-150	Pass	
N-methylperfluoro-1-octane sulfonamide (N-MeFOSA)	%	104			50-150	Pass	
N-ethylperfluoro-1-octane sulfonamide (N-EtFOSA)	%	111			50-150	Pass	
2-(N-methylperfluoro-1-octane sulfonamido)-ethanol(N-MeFOSE)	%	107			50-150	Pass	
2-(N-ethylperfluoro-1-octane sulfonamido)-ethanol(N-EtFOSE)	%	96			50-150	Pass	
N-ethyl-perfluorooctanesulfonamidoacetic acid (N-EtFOSAA)	%	99			50-150	Pass	
N-methyl-perfluorooctanesulfonamidoacetic acid (N-MeFOSAA)	%	103			50-150	Pass	
LCS - % Recovery							
Perfluoroalkyl sulfonic acids (PFSAs)							
Perfluorobutanesulfonic acid (PFBS)	%	104			50-150	Pass	
Perfluorononanesulfonic acid (PFNS)	%	100			50-150	Pass	
Perfluoropropanesulfonic acid (PFPrS)	%	92			50-150	Pass	

Test			Units	Result 1			Acceptance Limits	Pass Limits	Qualifying Code
Perfluoropentanesulfonic acid (PFPeS)			%	96			50-150	Pass	
Perfluorohexanesulfonic acid (PFHxS)			%	106			50-150	Pass	
Perfluoroheptanesulfonic acid (PFHpS)			%	108			50-150	Pass	
Perfluorooctanesulfonic acid (PFOS)			%	101			50-150	Pass	
Perfluorodecanesulfonic acid (PFDS)			%	103			50-150	Pass	
LCS - % Recovery									
n:2 Fluorotelomer sulfonic acids (n:2 FTSAs)									
1H.1H.2H.2H-perfluorohexanesulfonic acid (4:2 FTSA)			%	121			50-150	Pass	
1H.1H.2H.2H-perfluorooctanesulfonic acid(6:2 FTSA)			%	97			50-150	Pass	
1H.1H.2H.2H-perfluorodecanesulfonic acid (8:2 FTSA)			%	129			50-150	Pass	
1H.1H.2H.2H-perfluorododecanesulfonic acid (10:2 FTSA)			%	94			50-150	Pass	
Test	**Lab Sample ID**	**QA Source**	**Units**	**Result 1**			**Acceptance Limits**	**Pass Limits**	**Qualifying Code**
Spike - % Recovery									
Total Recoverable Hydrocarbons				Result 1					
TRH C6-C9	S24-Fe0017860	NCP	%	96			70-130	Pass	
TRH C10-C14	S24-Fe0025117	NCP	%	89			70-130	Pass	
TRH C6-C10	S24-Fe0017860	NCP	%	96			70-130	Pass	
TRH >C10-C16	S24-Fe0025117	NCP	%	82			70-130	Pass	
Spike - % Recovery									
BTEX				Result 1					
Benzene	S24-Fe0017860	NCP	%	104			70-130	Pass	
Toluene	S24-Fe0017860	NCP	%	106			70-130	Pass	
Ethylbenzene	S24-Fe0017860	NCP	%	103			70-130	Pass	
m&p-Xylenes	S24-Fe0017860	NCP	%	106			70-130	Pass	
o-Xylene	S24-Fe0017860	NCP	%	106			70-130	Pass	
Xylenes - Total*	S24-Fe0017860	NCP	%	106			70-130	Pass	
Spike - % Recovery									
Volatile Organics				Result 1					
1.1-Dichloroethene	S24-Fe0012649	NCP	%	97			70-130	Pass	
1.1.1-Trichloroethane	S24-Fe0012649	NCP	%	75			70-130	Pass	
1.2-Dichlorobenzene	S24-Fe0012649	NCP	%	106			70-130	Pass	
1.2-Dichloroethane	S24-Fe0012649	NCP	%	94			70-130	Pass	
Trichloroethene	S24-Fe0012649	NCP	%	81			70-130	Pass	
Spike - % Recovery									
Total Recoverable Hydrocarbons - 2013 NEPM Fractions				Result 1					
Naphthalene	S24-Fe0017860	NCP	%	91			70-130	Pass	
Spike - % Recovery									
Polycyclic Aromatic Hydrocarbons				Result 1					
Acenaphthene	S24-Fe0029546	NCP	%	72			70-130	Pass	
Acenaphthylene	S24-Fe0029546	NCP	%	70			70-130	Pass	
Benz(a)anthracene	S24-Fe0029546	NCP	%	79			70-130	Pass	
Benzo(a)pyrene	S24-Fe0029546	NCP	%	85			70-130	Pass	
Benzo(b&j)fluoranthene	S24-Fe0029546	NCP	%	88			70-130	Pass	
Benzo(g.h.i)perylene	S24-Fe0029546	NCP	%	93			70-130	Pass	
Benzo(k)fluoranthene	S24-Fe0029546	NCP	%	76			70-130	Pass	
Chrysene	S24-Fe0029546	NCP	%	74			70-130	Pass	
Dibenz(a.h)anthracene	S24-Fe0029546	NCP	%	88			70-130	Pass	
Fluorene	S24-Fe0029546	NCP	%	71			70-130	Pass	
Indeno(1.2.3-cd)pyrene	S24-Fe0029546	NCP	%	84			70-130	Pass	
Spike - % Recovery									
Organochlorine Pesticides				Result 1					
Endrin aldehyde	W24-Fe0015193	NCP	%	107			70-130	Pass	
Spike - % Recovery									
Semivolatile Organics				Result 1					

Test	Lab Sample ID	QA Source	Units	Result 1			Acceptance Limits	Pass Limits	Qualifying Code
2-Methyl-4.6-dinitrophenol	S24-Fe0020576	NCP	%	63			30-130	Pass	
2-Chlorophenol	S24-Fe0020576	NCP	%	88			30-130	Pass	
2-Methylphenol (o-Cresol)	S24-Fe0020576	NCP	%	78			30-130	Pass	
2-Nitrophenol	S24-Fe0020576	NCP	%	95			30-130	Pass	
2.4-Dichlorophenol	S24-Fe0020576	NCP	%	81			30-130	Pass	
2.4-Dimethylphenol	S24-Fe0020576	NCP	%	89			30-130	Pass	
2.4.5-Trichlorophenol	S24-Fe0020576	NCP	%	47			30-130	Pass	
2.4.6-Trichlorophenol	S24-Fe0020576	NCP	%	66			30-130	Pass	
2.6-Dichlorophenol	S24-Fe0020576	NCP	%	90			30-130	Pass	
3&4-Methylphenol (m&p-Cresol)	S24-Fe0020576	NCP	%	69			30-130	Pass	
4-Chloro-3-methylphenol	S24-Fe0020576	NCP	%	62			30-130	Pass	
4-Nitrophenol	S24-Fe0020576	NCP	%	23			30-130	Fail	Q08
Pentachlorophenol	S24-Fe0020576	NCP	%	74			30-130	Pass	
Phenol	S24-Fe0020576	NCP	%	40			30-130	Pass	
Spike - % Recovery									
Heavy Metals				Result 1					
Arsenic	N24-Fe0011668	NCP	%	87			75-125	Pass	
Cadmium	N24-Fe0011668	NCP	%	89			75-125	Pass	
Chromium	N24-Fe0011668	NCP	%	93			75-125	Pass	
Copper	N24-Fe0011668	NCP	%	93			75-125	Pass	
Lead	N24-Fe0011668	NCP	%	94			75-125	Pass	
Mercury	N24-Fe0011668	NCP	%	97			75-125	Pass	
Nickel	N24-Fe0011668	NCP	%	92			75-125	Pass	
Zinc	N24-Fe0011668	NCP	%	91			75-125	Pass	
Spike - % Recovery									
Perfluoroalkyl carboxylic acids (PFCAs)				Result 1					
Perfluorobutanoic acid (PFBA)	S24-Fe0029547	NCP	%	99			50-150	Pass	
Perfluoropentanoic acid (PFPeA)	S24-Fe0029547	NCP	%	88			50-150	Pass	
Perfluorohexanoic acid (PFHxA)	S24-Fe0029547	NCP	%	102			50-150	Pass	
Perfluoroheptanoic acid (PFHpA)	S24-Fe0029547	NCP	%	103			50-150	Pass	
Perfluorooctanoic acid (PFOA)	S24-Fe0029547	NCP	%	98			50-150	Pass	
Perfluorononanoic acid (PFNA)	S24-Fe0029547	NCP	%	115			50-150	Pass	
Perfluorodecanoic acid (PFDA)	S24-Fe0029547	NCP	%	117			50-150	Pass	
Perfluoroundecanoic acid (PFUnDA)	S24-Fe0029547	NCP	%	108			50-150	Pass	
Perfluorododecanoic acid (PFDoDA)	S24-Fe0029547	NCP	%	95			50-150	Pass	
Perfluorotridecanoic acid (PFTrDA)	S24-Fe0022701	NCP	%	89			50-150	Pass	
Perfluorotetradecanoic acid (PFTeDA)	S24-Fe0029547	NCP	%	122			50-150	Pass	
Spike - % Recovery									
Perfluoroalkyl sulfonamido substances				Result 1					
Perfluorooctane sulfonamide (FOSA)	S24-Fe0029547	NCP	%	98			50-150	Pass	
N-methylperfluoro-1-octane sulfonamide (N-MeFOSA)	S24-Fe0029547	NCP	%	89			50-150	Pass	
N-ethylperfluoro-1-octane sulfonamide (N-EtFOSA)	S24-Fe0029547	NCP	%	94			50-150	Pass	
2-(N-methylperfluoro-1-octane sulfonamido)-ethanol(N-MeFOSE)	S24-Fe0029547	NCP	%	96			50-150	Pass	
2-(N-ethylperfluoro-1-octane sulfonamido)-ethanol(N-EtFOSE)	S24-Fe0029547	NCP	%	92			50-150	Pass	
N-ethyl-perfluorooctanesulfonamidoacetic acid (N-EtFOSAA)	S24-Fe0029547	NCP	%	91			50-150	Pass	
N-methyl-perfluorooctanesulfonamidoacetic acid (N-MeFOSAA)	S24-Fe0029547	NCP	%	97			50-150	Pass	

Test	Lab Sample ID	QA Source	Units	Result 1			Acceptance Limits	Pass Limits	Qualifying Code
Spike - % Recovery									
Perfluoroalkyl sulfonic acids (PFSAs)				Result 1					
Perfluorobutanesulfonic acid (PFBS)	S24-Fe0029547	NCP	%	106			50-150	Pass	
Perfluorononanesulfonic acid (PFNS)	S24-Fe0029547	NCP	%	93			50-150	Pass	
Perfluoropropanesulfonic acid (PFPrS)	S24-Fe0029547	NCP	%	83			50-150	Pass	
Perfluoropentanesulfonic acid (PFPeS)	S24-Fe0029547	NCP	%	90			50-150	Pass	
Perfluorohexanesulfonic acid (PFHxS)	S24-Fe0029547	NCP	%	132			50-150	Pass	
Perfluoroheptanesulfonic acid (PFHpS)	S24-Fe0029547	NCP	%	111			50-150	Pass	
Perfluorooctanesulfonic acid (PFOS)	S24-Fe0029547	NCP	%	115			50-150	Pass	
Perfluorodecanesulfonic acid (PFDS)	S24-Fe0029547	NCP	%	79			50-150	Pass	
Spike - % Recovery									
n:2 Fluorotelomer sulfonic acids (n:2 FTSAs)				Result 1					
1H.1H.2H.2H-perfluorohexanesulfonic acid (4:2 FTSA)	S24-Fe0029547	NCP	%	106			50-150	Pass	
1H.1H.2H.2H-perfluorooctanesulfonic acid(6:2 FTSA)	S24-Fe0029547	NCP	%	105			50-150	Pass	
1H.1H.2H.2H-perfluorodecanesulfonic acid (8:2 FTSA)	S24-Fe0029547	NCP	%	117			50-150	Pass	
1H.1H.2H.2H-perfluorododecanesulfonic acid (10:2 FTSA)	S24-Fe0029547	NCP	%	95			50-150	Pass	
Test	**Lab Sample ID**	**QA Source**	**Units**	**Result 1**			**Acceptance Limits**	**Pass Limits**	**Qualifying Code**
Duplicate									
Total Recoverable Hydrocarbons				Result 1	Result 2	RPD			
TRH C6-C9	S24-Fe0029550	NCP	mg/L	< 0.02	< 0.02	<1	30%	Pass	
TRH C10-C14	S24-Fe0025126	NCP	mg/L	2.6	1.8	35	30%	Fail	Q15
TRH C15-C28	S24-Fe0025126	NCP	mg/L	< 0.1	< 0.1	<1	30%	Pass	
TRH C29-C36	S24-Fe0025126	NCP	mg/L	< 0.1	< 0.1	<1	30%	Pass	
TRH C6-C10	S24-Fe0029550	NCP	mg/L	< 0.02	< 0.02	<1	30%	Pass	
TRH >C10-C16	S24-Fe0025126	NCP	mg/L	1.6	1.2	31	30%	Fail	Q15
TRH >C16-C34	S24-Fe0025126	NCP	mg/L	< 0.1	< 0.1	<1	30%	Pass	
TRH >C34-C40	S24-Fe0025126	NCP	mg/L	< 0.1	< 0.1	<1	30%	Pass	
Duplicate									
BTEX				Result 1	Result 2	RPD			
Benzene	S24-Fe0029550	NCP	mg/L	< 0.001	< 0.001	<1	30%	Pass	
Toluene	S24-Fe0029550	NCP	mg/L	< 0.001	< 0.001	<1	30%	Pass	
Ethylbenzene	S24-Fe0029550	NCP	mg/L	< 0.001	< 0.001	<1	30%	Pass	
m&p-Xylenes	S24-Fe0029550	NCP	mg/L	< 0.002	< 0.002	<1	30%	Pass	
o-Xylene	S24-Fe0029550	NCP	mg/L	< 0.001	< 0.001	<1	30%	Pass	
Xylenes - Total*	S24-Fe0029550	NCP	mg/L	< 0.003	< 0.003	<1	30%	Pass	
Duplicate									
Volatile Organics				Result 1	Result 2	RPD			
1.1-Dichloroethane	S24-Fe0029550	NCP	mg/L	< 0.001	< 0.001	<1	30%	Pass	
1.1-Dichloroethene	S24-Fe0029550	NCP	mg/L	< 0.001	< 0.001	<1	30%	Pass	
1.1.1-Trichloroethane	S24-Fe0029550	NCP	mg/L	< 0.001	< 0.001	<1	30%	Pass	
1.1.1.2-Tetrachloroethane	S24-Fe0029550	NCP	mg/L	< 0.001	< 0.001	<1	30%	Pass	
1.1.2-Trichloroethane	S24-Fe0029550	NCP	mg/L	< 0.001	< 0.001	<1	30%	Pass	
1.1.2.2-Tetrachloroethane	S24-Fe0029550	NCP	mg/L	< 0.001	< 0.001	<1	30%	Pass	

Duplicate									
Volatile Organics				Result 1	Result 2	RPD			
1.2-Dibromoethane	S24-Fe0029550	NCP	mg/L	< 0.001	< 0.001	<1	30%	Pass	
1.2-Dichlorobenzene	S24-Fe0029550	NCP	mg/L	< 0.001	< 0.001	<1	30%	Pass	
1.2-Dichloroethane	S24-Fe0029550	NCP	mg/L	< 0.001	< 0.001	<1	30%	Pass	
1.2-Dichloropropane	S24-Fe0029550	NCP	mg/L	< 0.001	< 0.001	<1	30%	Pass	
1.2.3-Trichloropropane	S24-Fe0029550	NCP	mg/L	< 0.001	< 0.001	<1	30%	Pass	
1.2.4-Trimethylbenzene	S24-Fe0029550	NCP	mg/L	< 0.001	< 0.001	<1	30%	Pass	
1.3-Dichlorobenzene	S24-Fe0029550	NCP	mg/L	< 0.001	< 0.001	<1	30%	Pass	
1.3-Dichloropropane	S24-Fe0029550	NCP	mg/L	< 0.001	< 0.001	<1	30%	Pass	
1.3.5-Trimethylbenzene	S24-Fe0029550	NCP	mg/L	< 0.001	< 0.001	<1	30%	Pass	
1.4-Dichlorobenzene	S24-Fe0029550	NCP	mg/L	< 0.001	< 0.001	<1	30%	Pass	
2-Butanone (MEK)	S24-Fe0029550	NCP	mg/L	< 0.005	< 0.005	<1	30%	Pass	
2-Propanone (Acetone)	S24-Fe0029550	NCP	mg/L	< 0.005	< 0.005	<1	30%	Pass	
4-Chlorotoluene	S24-Fe0029550	NCP	mg/L	< 0.001	< 0.001	<1	30%	Pass	
4-Methyl-2-pentanone (MIBK)	S24-Fe0029550	NCP	mg/L	< 0.005	< 0.005	<1	30%	Pass	
Allyl chloride	S24-Fe0029550	NCP	mg/L	< 0.001	< 0.001	<1	30%	Pass	
Bromobenzene	S24-Fe0029550	NCP	mg/L	< 0.001	< 0.001	<1	30%	Pass	
Bromochloromethane	S24-Fe0029550	NCP	mg/L	< 0.001	< 0.001	<1	30%	Pass	
Bromodichloromethane	S24-Fe0029550	NCP	mg/L	< 0.001	< 0.001	<1	30%	Pass	
Bromoform	S24-Fe0029550	NCP	mg/L	< 0.001	< 0.001	<1	30%	Pass	
Bromomethane	S24-Fe0029550	NCP	mg/L	< 0.005	< 0.005	<1	30%	Pass	
Carbon disulfide	S24-Fe0029550	NCP	mg/L	< 0.001	< 0.001	<1	30%	Pass	
Carbon Tetrachloride	S24-Fe0029550	NCP	mg/L	< 0.001	< 0.001	<1	30%	Pass	
Chlorobenzene	S24-Fe0029550	NCP	mg/L	< 0.001	< 0.001	<1	30%	Pass	
Chloroethane	S24-Fe0029550	NCP	mg/L	< 0.005	< 0.005	<1	30%	Pass	
Chloroform	S24-Fe0029550	NCP	mg/L	< 0.005	< 0.005	<1	30%	Pass	
Chloromethane	S24-Fe0029550	NCP	mg/L	< 0.005	< 0.005	<1	30%	Pass	
cis-1.2-Dichloroethene	S24-Fe0029550	NCP	mg/L	< 0.001	< 0.001	<1	30%	Pass	
cis-1.3-Dichloropropene	S24-Fe0029550	NCP	mg/L	< 0.001	< 0.001	<1	30%	Pass	
Dibromochloromethane	S24-Fe0029550	NCP	mg/L	< 0.001	< 0.001	<1	30%	Pass	
Dibromomethane	S24-Fe0029550	NCP	mg/L	< 0.001	< 0.001	<1	30%	Pass	
Dichlorodifluoromethane	S24-Fe0029550	NCP	mg/L	< 0.005	< 0.005	<1	30%	Pass	
Iodomethane	S24-Fe0029550	NCP	mg/L	< 0.001	< 0.001	<1	30%	Pass	
Isopropyl benzene (Cumene)	S24-Fe0029550	NCP	mg/L	< 0.001	< 0.001	<1	30%	Pass	
Methylene Chloride	S24-Fe0029550	NCP	mg/L	< 0.005	< 0.005	<1	30%	Pass	
Styrene	S24-Fe0029550	NCP	mg/L	< 0.001	< 0.001	<1	30%	Pass	
Tetrachloroethene	S24-Fe0029550	NCP	mg/L	< 0.001	< 0.001	<1	30%	Pass	
trans-1.2-Dichloroethene	S24-Fe0029550	NCP	mg/L	< 0.001	< 0.001	<1	30%	Pass	
trans-1.3-Dichloropropene	S24-Fe0029550	NCP	mg/L	< 0.001	< 0.001	<1	30%	Pass	
Trichloroethene	S24-Fe0029550	NCP	mg/L	< 0.001	< 0.001	<1	30%	Pass	
Trichlorofluoromethane	S24-Fe0029550	NCP	mg/L	< 0.005	< 0.005	<1	30%	Pass	
Vinyl chloride	S24-Fe0029550	NCP	mg/L	< 0.005	< 0.005	<1	30%	Pass	
Duplicate									
Total Recoverable Hydrocarbons - 2013 NEPM Fractions				Result 1	Result 2	RPD			
Naphthalene	S24-Fe0029550	NCP	mg/L	< 0.01	< 0.01	<1	30%	Pass	
Duplicate									
Semivolatile Organics				Result 1	Result 2	RPD			
2-Methyl-4.6-dinitrophenol	S24-Fe0020575	NCP	mg/L	< 0.03	< 0.03	<1	30%	Pass	
2-Chlorophenol	S24-Fe0020575	NCP	mg/L	< 0.003	< 0.003	<1	30%	Pass	
2-Methylphenol (o-Cresol)	S24-Fe0020575	NCP	mg/L	< 0.003	< 0.003	<1	30%	Pass	
2-Nitrophenol	S24-Fe0020575	NCP	mg/L	< 0.01	< 0.01	<1	30%	Pass	
2.4-Dichlorophenol	S24-Fe0020575	NCP	mg/L	< 0.003	< 0.003	<1	30%	Pass	
2.4-Dimethylphenol	S24-Fe0020575	NCP	mg/L	< 0.003	< 0.003	<1	30%	Pass	
2.4-Dinitrophenol	S24-Fe0020575	NCP	mg/L	< 0.03	< 0.03	<1	30%	Pass	
2.4.5-Trichlorophenol	S24-Fe0020575	NCP	mg/L	< 0.01	< 0.01	<1	30%	Pass	

Duplicate									
Semivolatile Organics				Result 1	Result 2	RPD			
2.4.6-Trichlorophenol	S24-Fe0020575	NCP	mg/L	< 0.01	< 0.01	<1	30%	Pass	
2.6-Dichlorophenol	S24-Fe0020575	NCP	mg/L	< 0.003	< 0.003	<1	30%	Pass	
3&4-Methylphenol (m&p-Cresol)	S24-Fe0020575	NCP	mg/L	< 0.006	< 0.006	<1	30%	Pass	
4-Chloro-3-methylphenol	S24-Fe0020575	NCP	mg/L	< 0.01	< 0.01	<1	30%	Pass	
4-Nitrophenol	S24-Fe0020575	NCP	mg/L	< 0.03	< 0.03	<1	30%	Pass	
Endrin aldehyde	S24-Fe0017552	CP	mg/L	< 0.005	< 0.005	<1	30%	Pass	
Pentachlorophenol	S24-Fe0020575	NCP	mg/L	< 0.01	< 0.01	<1	30%	Pass	
Phenol	S24-Fe0020575	NCP	mg/L	< 0.003	< 0.003	<1	30%	Pass	
Duplicate									
Heavy Metals				Result 1	Result 2	RPD			
Arsenic	S24-Fe0017631	NCP	mg/L	< 0.001	< 0.001	<1	30%	Pass	
Cadmium	S24-Fe0017631	NCP	mg/L	< 0.0002	< 0.0002	<1	30%	Pass	
Chromium	S24-Fe0017631	NCP	mg/L	< 0.001	< 0.001	<1	30%	Pass	
Copper	S24-Fe0017631	NCP	mg/L	0.009	0.008	2.5	30%	Pass	
Lead	S24-Fe0017631	NCP	mg/L	< 0.001	< 0.001	<1	30%	Pass	
Mercury	S24-Fe0017631	NCP	mg/L	< 0.0001	< 0.0001	<1	30%	Pass	
Nickel	S24-Fe0017631	NCP	mg/L	0.003	0.003	8.3	30%	Pass	
Zinc	S24-Fe0017631	NCP	mg/L	0.42	0.42	<1	30%	Pass	
Duplicate									
Perfluoroalkyl carboxylic acids (PFCAs)				Result 1	Result 2	RPD			
Perfluorobutanoic acid (PFBA)	S24-Fe0017552	CP	ug/L	< 0.05	< 0.05	<1	30%	Pass	
Perfluoropentanoic acid (PFPeA)	S24-Fe0017552	CP	ug/L	< 0.01	< 0.01	<1	30%	Pass	
Perfluorohexanoic acid (PFHxA)	S24-Fe0017552	CP	ug/L	< 0.01	< 0.01	<1	30%	Pass	
Perfluoroheptanoic acid (PFHpA)	S24-Fe0017552	CP	ug/L	< 0.01	< 0.01	<1	30%	Pass	
Perfluorooctanoic acid (PFOA)	S24-Fe0017552	CP	ug/L	< 0.01	< 0.01	<1	30%	Pass	
Perfluorononanoic acid (PFNA)	S24-Fe0017552	CP	ug/L	< 0.01	< 0.01	<1	30%	Pass	
Perfluorodecanoic acid (PFDA)	S24-Fe0017552	CP	ug/L	< 0.01	< 0.01	<1	30%	Pass	
Perfluoroundecanoic acid (PFUnDA)	S24-Fe0017552	CP	ug/L	< 0.01	< 0.01	<1	30%	Pass	
Perfluorododecanoic acid (PFDoDA)	S24-Fe0017552	CP	ug/L	< 0.01	< 0.01	<1	30%	Pass	
Perfluorotridecanoic acid (PFTrDA)	S24-Fe0017552	CP	ug/L	< 0.01	< 0.01	<1	30%	Pass	
Perfluorotetradecanoic acid (PFTeDA)	S24-Fe0017552	CP	ug/L	< 0.01	< 0.01	<1	30%	Pass	
Duplicate									
Perfluoroalkyl sulfonamido substances				Result 1	Result 2	RPD			
Perfluorooctane sulfonamide (FOSA)	S24-Fe0017552	CP	ug/L	< 0.05	< 0.05	<1	30%	Pass	
N-methylperfluoro-1-octane sulfonamide (N-MeFOSA)	S24-Fe0017552	CP	ug/L	< 0.05	< 0.05	<1	30%	Pass	
N-ethylperfluoro-1-octane sulfonamide (N-EtFOSA)	S24-Fe0017552	CP	ug/L	< 0.05	< 0.05	<1	30%	Pass	
2-(N-methylperfluoro-1-octane sulfonamido)-ethanol(N-MeFOSE)	S24-Fe0017552	CP	ug/L	< 0.05	< 0.05	<1	30%	Pass	
2-(N-ethylperfluoro-1-octane sulfonamido)-ethanol(N-EtFOSE)	S24-Fe0017552	CP	ug/L	< 0.05	< 0.05	<1	30%	Pass	
N-ethyl-perfluorooctanesulfonamidoacetic acid (N-EtFOSAA)	S24-Fe0017552	CP	ug/L	< 0.05	< 0.05	<1	30%	Pass	
N-methyl-perfluorooctanesulfonamidoacetic acid (N-MeFOSAA)	S24-Fe0017552	CP	ug/L	< 0.05	< 0.05	<1	30%	Pass	

Duplicate									
Perfluoroalkyl sulfonic acids (PFSAs)				Result 1	Result 2	RPD			
Perfluorobutanesulfonic acid (PFBS)	S24-Fe0017552	CP	ug/L	< 0.01	< 0.01	<1	30%	Pass	
Perfluorononanesulfonic acid (PFNS)	S24-Fe0017552	CP	ug/L	< 0.01	< 0.01	<1	30%	Pass	
Perfluoropropanesulfonic acid (PFPrS)	S24-Fe0017552	CP	ug/L	< 0.01	< 0.01	<1	30%	Pass	
Perfluoropentanesulfonic acid (PFPeS)	S24-Fe0017552	CP	ug/L	< 0.01	< 0.01	<1	30%	Pass	
Perfluorohexanesulfonic acid (PFHxS)	S24-Fe0017552	CP	ug/L	< 0.01	< 0.01	<1	30%	Pass	
Perfluoroheptanesulfonic acid (PFHpS)	S24-Fe0017552	CP	ug/L	< 0.01	< 0.01	<1	30%	Pass	
Perfluorooctanesulfonic acid (PFOS)	S24-Fe0017552	CP	ug/L	< 0.01	< 0.01	<1	30%	Pass	
Perfluorodecanesulfonic acid (PFDS)	S24-Fe0017552	CP	ug/L	< 0.01	< 0.01	<1	30%	Pass	
Duplicate									
n:2 Fluorotelomer sulfonic acids (n:2 FTSAs)				Result 1	Result 2	RPD			
1H.1H.2H.2H-perfluorohexanesulfonic acid (4:2 FTSA)	S24-Fe0017552	CP	ug/L	< 0.01	< 0.01	<1	30%	Pass	
1H.1H.2H.2H-perfluorooctanesulfonic acid(6:2 FTSA)	S24-Fe0017552	CP	ug/L	< 0.05	< 0.05	<1	30%	Pass	
1H.1H.2H.2H-perfluorodecanesulfonic acid (8:2 FTSA)	S24-Fe0017552	CP	ug/L	< 0.01	< 0.01	<1	30%	Pass	
1H.1H.2H.2H-perfluorododecanesulfonic acid (10:2 FTSA)	S24-Fe0017552	CP	ug/L	< 0.01	< 0.01	<1	30%	Pass	

Comments

Sample Integrity

Custody Seals Intact (if used)	N/A
Attempt to Chill was evident	Yes
Sample correctly preserved	Yes
Appropriate sample containers have been used	Yes
Sample containers for volatile analysis received with minimal headspace	Yes
Samples received within HoldingTime	Yes
Some samples have been subcontracted	No

Qualifier Codes/Comments

Code	Description
N01	F2 is determined by arithmetically subtracting the "naphthalene" value from the ">C10-C16" value. The naphthalene value used in this calculation is obtained from volatiles (Purge & Trap analysis).
N02	Where we have reported both volatile (P&T GCMS) and semivolatile (GCMS) naphthalene data, results may not be identical. Provided correct sample handling protocols have been followed, any observed differences in results are likely to be due to procedural differences within each methodology. Results determined by both techniques have passed all QAQC acceptance criteria, and are entirely technically valid.
N04	F1 is determined by arithmetically subtracting the "Total BTEX" value from the "C6-C10" value. The "Total BTEX" value is obtained by summing the concentrations of BTEX analytes. The "C6-C10" value is obtained by quantitating against a standard of mixed aromatic/aliphatic analytes.
N07	Please note:- These two PAH isomers closely co-elute using the most contemporary analytical methods and both the reported concentration (and the TEQ) apply specifically to the total of the two co-eluting PAHs
N11	Isotope dilution is used for calibration of each native compound for which an exact labelled analogue is available (Isotope Dilution Quantitation). The isotopically labelled analogues allow identification and recovery correction of the concentration of the associated native PFAS compounds.
N15	Where the native PFAS compound does not have labelled analogue then the quantification is made using the Extracted Internal Standard Analyte with the closest retention time to the analyte and no recovery correction has been made (Internal Standard Quantitation).
Q08	The matrix spike recovery is outside of the recommended acceptance criteria. An acceptable recovery was obtained for the laboratory control sample indicating a sample matrix interference.
Q15	The RPD reported passes Eurofins Environment Testing's QC - Acceptance Criteria as defined in the Internal Quality Control Review and Glossary page of this report.

Authorised by:

Ursula Long	Analytical Services Manager
Fang Yee Tan	Senior Analyst-Metal
Maria Tian	Senior Analyst-Organic
Roopesh Rangarajan	Senior Analyst-Organic
Roopesh Rangarajan	Senior Analyst-Volatile



Glenn Jackson
Managing Director

Final Report – this report replaces any previously issued Report

- Indicates Not Requested

* Indicates NATA accreditation does not cover the performance of this service

Measurement uncertainty of test data is available on request or please click here.

Eurofins shall not be liable for loss, cost, damages or expenses incurred by the client, or any other person or company, resulting from the use of any information or interpretation given in this report. In no case shall Eurofins be liable for consequential damages including, but not limited to, lost profits, damages for failure to meet deadlines and lost production arising from this report. This document shall not be reproduced except in full and relates only to the items tested. Unless indicated otherwise, the tests were performed on the samples as received.

#1066832

8/2/24

senversa

Senversa Pty Ltd
www.senversa.com.au
ABN 89 132 231 380

Chain of Custody Documentation

Laboratory: mgt/Eurofins
Address:
Contact: Sample Receipt
Phone:

Job Number:	21182	Purchase Order:	
Project Name:	Smithfield	Quote No:	
Sampled By:	Julia	Turn Around Time:	Standard
Project Manager:	Julia		
Send Invoice to	supplieraccounts@senversa.com.au	Page:	1 of 1
Email Report To:	julia.nicholson@senversa.com.au	Phone/Mobile:	

Analysis Required

Lab ID	Sample ID	Matrix *	Date	Time	Container Information: Type / Code	Total Bottles	VOC 8260 method	TRH	Isopropanol							HOLD	Comments: e.g. Highly contaminated sample; hazardous materials present; trace LORs etc.
	SV01	gas	5/02/2024		Carbon tube		X	X	X								
	SV02	gas	5/02/2024		Carbon tube		X	X	X								
	SV03	gas	5/02/2024		Carbon tube		X	X	X								
	SV04	gas	5/02/2024		Carbon tube		X	X	X								
	SV05	gas	5/02/2024		Carbon tube		X	X	X								
	QV01	gas	5/02/2024		Carbon tube		X	X	X								
	FB	gas	5/02/2024		Carbon tube		X	X	X								
Total																	

Sampler: I attest that proper field sampling procedures in accordance with Senversa standard procedures and/or project specifications were used during the collection of these samples:

Sampler Name: Julia | Signature: Julia | Date: 7/12/2023

Relinquished By:		Method of Shipment (If applicable):	Received by:	
Name/Signature: J.N	Date: 6/2/24	Carrier / Reference #:	Name/Signature:	Date:
Of:	Time:	Date/Time:	Of:	Time:
Name/Signature:	Date:	Carrier / Reference #:	Name/Signature:	Date:
Of:	Time:	Date/Time:	Of:	Time:
Name/Signature:	Date:	Carrier / Reference #:	Name/Signature:	Date:
Of:	Time:	Date/Time:	Of:	Time:

S.B

tic Preserved ORC; SH = Sodium Hydroxide (NaOH)/Cadmium (Cd) Preserved; S = Sodium Hydroxide Preserved Plastic; STH = Sodium thiosulfate preserved plastic;
VSA = Sulphuric Preserved Amber Glass; H = HCl Preserved Plastic; HS = HCl Preserved Speciation Bottle; SP = Sulphuric Preserved Plastic;
ottles; ST = Sterile Bottle; UA = Unpreserved Amber Glass; L=Lugol's iodine preserved white plastic bottle; SW = sulfuric acid preserved wide mouth glass jar

Brandon Everfing 6/2/24 5:35

Completed by: _____
Checked by: _____

eurofins | Environment Testing

www.eurofins.com.au EnviroSales@eurofins.com

Eurofins Environment Testing Australia Pty Ltd

ABN: 50 005 085 521

Melbourne	Geelong	Sydney	Canberra	Brisbane	Newcastle
6 Monterey Road	19/8 Lewalan Street	179 Magowar Road	Unit 1,2 Dacre Street	1/21 Smallwood Place	1/2 Frost Drive
Dandenong South	Grovedale	Girraween	Mitchell	Murarrie	Mayfield West
VIC 3175	VIC 3216	NSW 2145	ACT 2911	QLD 4172	NSW 2304
+61 3 8564 5000	+61 3 8564 5000	+61 2 9900 8400	+61 2 6113 8091	T: +61 7 3902 4600	+61 2 4968 8448
NATA# 1261	NATA# 1261	NATA# 1261	NATA# 1261	NATA# 1261	NATA# 1261
Site# 1254	Site# 25403	Site# 18217	Site# 25466	Site# 20794	Site# 25079 & 25289

Eurofins ARL Pty Ltd

ABN: 91 05 0159 898

Perth
46-48 Banksia Road
Welshpool
WA 6106
+61 8 6253 4444
NATA# 2377
Site# 2370

Eurofins Environment Testing NZ Ltd

NZBN: 9429046024954

Auckland	Auckland (Asb)	Christchurch	Tauranga
35 O'Rorke Road	Unit C1/4 Pacific Rise,	43 Detroit Drive	1277 Cameron Road,
Penrose,	Mount Wellington,	Rolleston,	Gate Pa,
Auckland 1061	Auckland 1061	Christchurch 7675	Tauranga 3112
+64 9 526 4551	+64 9 525 0568	+64 3 343 5201	+64 9 525 0568
IANZ# 1327	IANZ# 1308	IANZ# 1290	IANZ# 1402

Sample Receipt Advice

Company name:	Senversa Pty Ltd NSW
Contact name:	Julia Nicholson
Project name:	SMITHFIELD
Project ID:	21182
Turnaround time:	5 Day
Date/Time received	Feb 6, 2024 5:35 PM
Eurofins reference	1066832

Sample Information

✓	A detailed list of analytes logged into our LIMS, is included in the attached summary table.
✓	All samples have been received as described on the above COC.
✓	COC has been completed correctly.
N/A	Attempt to chill was evident.
✓	Appropriately preserved sample containers have been used.
✓	All samples were received in good condition.
✓	Samples have been provided with adequate time to commence analysis in accordance with the relevant holding times.
✓	Appropriate sample containers have been used.
✓	Sample containers for volatile analysis received with zero headspace.
✗	Split sample sent to requested external lab.
✗	Some samples have been subcontracted.
N/A	Custody Seals intact (if used).

Notes

Samples received by the laboratory after 5.30pm are deemed to have been received the following working day.

Contact

If you have any questions with respect to these samples, please contact your Analytical Services Manager:

Adam Bateup on phone : or by email: AdamBateup@eurofins.com

Results will be delivered electronically via email to Julia Nicholson - julia.nicholson@senversa.com.au.

Note: A copy of these results will also be delivered to the general Senversa Pty Ltd NSW email address.

eurofins

web: www.eurofins.com.au
email: EnviroSales@eurofins.com

Eurofins Environment Testing Australia Pty Ltd
ABN: 50 005 085 521

Melbourne	Geelong	Sydney	Canberra	Brisbane	Newcastle
6 Monterey Road	19/8 Lewalan Street	179 Magowar Road	Unit 1,2 Dacre Street	1/21 Smallwood Place	1/2 Frost Drive
Dandenong South	Grovedale	Girraween	Mitchell	Murarrie	Mayfield West
VIC 3175	VIC 3216	NSW 2145	ACT 2911	QLD 4172	NSW 2304
+61 3 8564 5000	+61 3 8564 5000	+61 2 9900 8400	+61 2 6113 8091	T: +61 7 3902 4600	+61 2 4968 8448
NATA# 1261	NATA# 1261	NATA# 1261	NATA# 1261	NATA# 1261	NATA# 1261
Site# 1254	Site# 25403	Site# 18217	Site# 25466	Site# 20794	Site# 25079 & 25289

Eurofins ARL Pty Ltd
ABN: 91 05 0159 898

Perth
46-48 Banksia Road
Welshpool
WA 6106
+61 8 6253 4444
NATA# 2377
Site# 2370

Eurofins Environment Testing NZ Ltd
NZBN: 9429046024954

Auckland	Auckland (Asb)	Christchurch	Tauranga
35 O'Rorke Road	Unit C1/4 Pacific Rise,	43 Detroit Drive	1277 Cameron Road,
Penrose,	Mount Wellington,	Rolleston,	Gate Pa,
Auckland 1061	Auckland 1061	Christchurch 7675	Tauranga 3112
+64 9 526 4551	+64 9 525 0568	+64 3 343 5201	+64 9 525 0568
IANZ# 1327	IANZ# 1308	IANZ# 1290	IANZ# 1402

Company Name: Senversa Pty Ltd NSW
Address: Level 24, 1 Market Street
SYDNEY
NSW 2000

Project Name: SMITHFIELD
Project ID: 21182

Order No.:
Report #: 1066832
Phone: 02 9994 8016
Fax: 03 9606 0074

Received: Feb 6, 2024 5:35 PM
Due: Feb 14, 2024
Priority: 5 Day
Contact Name: Julia Nicholson

Eurofins Analytical Services Manager : Adam Bateup

Sample Detail						Isopropanol	VOC AIR-TRH (Total Recoverable Hydrocarbons)	VOCs in Ambient Air by GC/MS
Melbourne Laboratory - NATA # 1261 Site # 1254						X	X	X
External Laboratory								
No	**Sample ID**	**Sample Date**	**Sampling Time**	**Matrix**	**LAB ID**			
1	SV01-FRONT	Feb 05, 2024		Air	M24-Fe0020308	X	X	X
2	SV01-BACK	Feb 05, 2024		Air	M24-Fe0020309	X	X	X
3	SV02-FRONT	Feb 05, 2024		Air	M24-Fe0020310	X	X	X
4	SV02-BACK	Feb 05, 2024		Air	M24-Fe0020311	X	X	X
5	SV03-FRONT	Feb 05, 2024		Air	M24-Fe0020312	X	X	X
6	SV03-BACK	Feb 05, 2024		Air	M24-Fe0020313	X	X	X
7	SV04-FRONT	Feb 05, 2024		Air	M24-Fe0020314	X	X	X
8	SV04-BACK	Feb 05, 2024		Air	M24-Fe0020315	X	X	X
9	SV05-FRONT	Feb 05, 2024		Air	M24-Fe0020316	X	X	X
10	SV05-BACK	Feb 05, 2024		Air	M24-Fe0020317	X	X	X
11	QV01-FRONT	Feb 05, 2024		Air	M24-Fe0020318	X	X	X
12	QV01-BACK	Feb 05, 2024		Air	M24-Fe0020319	X	X	X
13	FB-FRONT	Feb 05, 2024		Air	M24-Fe0020320	X	X	X

eurofins

web: www.eurofins.com.au
email: EnviroSales@eurofins.com

Eurofins Environment Testing Australia Pty Ltd
ABN: 50 005 085 521

Melbourne	Geelong	Sydney	Canberra	Brisbane	Newcastle
6 Monterey Road	19/8 Lewalan Street	179 Magowar Road	Unit 1,2 Dacre Street	1/21 Smallwood Place	1/2 Frost Drive
Dandenong South	Grovedale	Girraween	Mitchell	Murarrie	Mayfield West
VIC 3175	VIC 3216	NSW 2145	ACT 2911	QLD 4172	NSW 2304
+61 3 8564 5000	+61 3 8564 5000	+61 2 9900 8400	+61 2 6113 8091	T: +61 7 3902 4600	+61 2 4968 8448
NATA# 1261	NATA# 1261	NATA# 1261	NATA# 1261	NATA# 1261	NATA# 1261
Site# 1254	Site# 25403	Site# 18217	Site# 25466	Site# 20794	Site# 25079 & 25289

Eurofins ARL Pty Ltd
ABN: 91 05 0159 898

Perth
46-48 Banksia Road
Welshpool
WA 6106
+61 8 6253 4444
NATA# 2377
Site# 2370

Eurofins Environment Testing NZ Ltd
NZBN: 9429046024954

Auckland	Auckland (Asb)	Christchurch	Tauranga
35 O'Rorke Road	Unit C1/4 Pacific Rise,	43 Detroit Drive	1277 Cameron Road,
Penrose,	Mount Wellington,	Rolleston,	Gate Pa,
Auckland 1061	Auckland 1061	Christchurch 7675	Tauranga 3112
+64 9 526 4551	+64 9 525 0568	+64 3 343 5201	+64 9 525 0568
IANZ# 1327	IANZ# 1308	IANZ# 1290	IANZ# 1402

Company Name: Senversa Pty Ltd NSW
Address: Level 24, 1 Market Street
SYDNEY
NSW 2000

Project Name: SMITHFIELD
Project ID: 21182

Order No.:
Report #: 1066832
Phone: 02 9994 8016
Fax: 03 9606 0074

Received: Feb 6, 2024 5:35 PM
Due: Feb 14, 2024
Priority: 5 Day
Contact Name: Julia Nicholson

Eurofins Analytical Services Manager : Adam Bateup

Sample Detail						Isopropanol	VOC AIR-TRH (Total Recoverable Hydrocarbons)	VOCs in Ambient Air by GC/MS
Melbourne Laboratory - NATA # 1261 Site # 1254						X	X	X
14	FB-BACK	Feb 05, 2024		Air	M24-Fe0020321	X	X	X
Test Counts						14	14	14

Senversa Pty Ltd NSW
Level 24, 1 Market Street
SYDNEY
NSW 2000

NATA Accredited
Accreditation Number 1261
Site Number 1254

Accredited for compliance with ISO/IEC 17025 – Testing
NATA is a signatory to the ILAC Mutual Recognition Arrangement for the mutual recognition of the equivalence of testing, medical testing, calibration, inspection, proficiency testing scheme providers and reference materials producers reports and certificates.

Attention: **Julia Nicholson**

Report **1066832-A**
Project name SMITHFIELD
Project ID 21182
Received Date Feb 06, 2024

Client Sample ID			**SV01-FRONT**	**SV01-BACK**	**SV02-FRONT**	**SV02-BACK**
Sample Matrix			**Air**	**Air**	**Air**	**Air**
Eurofins Sample No.			**M24-Fe0020308**	**M24-Fe0020309**	**M24-Fe0020310**	**M24-Fe0020311**
Date Sampled			**Feb 05, 2024**	**Feb 05, 2024**	**Feb 05, 2024**	**Feb 05, 2024**
Test/Reference	LOR	Unit				
Alcohols						
Isopropanol	10	Total ug	< 10	< 10	< 10	< 10
VOCs in Ambient Air by GC/MS						
1.1-Dichloroethane	0.5	Total ug	< 0.5	< 0.5	< 0.5	< 0.5
1.1-Dichloroethene	0.5	Total ug	< 0.5	< 0.5	< 0.5	< 0.5
1.1-Dichloropropene	0.5	Total ug	< 0.5	< 0.5	< 0.5	< 0.5
1.1.1-Trichloroethane	0.5	Total ug	< 0.5	< 0.5	< 0.5	< 0.5
1.1.1.2-Tetrachloroethane	0.5	Total ug	< 0.5	< 0.5	< 0.5	< 0.5
1.1.2-Trichloroethane	0.5	Total ug	< 0.5	< 0.5	< 0.5	< 0.5
1.1.2.2-Tetrachloroethane	0.5	Total ug	< 0.5	< 0.5	< 0.5	< 0.5
1.2-Dibromo-3-chloropropane	0.5	Total ug	< 0.5	< 0.5	< 0.5	< 0.5
1.2-Dibromoethane	0.5	Total ug	< 0.5	< 0.5	< 0.5	< 0.5
1.2-Dichloroethane	0.5	Total ug	< 0.5	< 0.5	< 0.5	< 0.5
1.2-Dichloropropane	0.5	Total ug	< 0.5	< 0.5	< 0.5	< 0.5
1.2.3-Trichloropropane	0.5	Total ug	< 0.5	< 0.5	< 0.5	< 0.5
1.2.4-Trimethylbenzene	0.5	Total ug	< 0.5	< 0.5	< 0.5	< 0.5
1.3-Dichloropropane	0.5	Total ug	< 0.5	< 0.5	< 0.5	< 0.5
1.3.5-Trimethylbenzene	0.5	Total ug	< 0.5	< 0.5	< 0.5	< 0.5
2-Chlorotoluene	0.5	Total ug	< 0.5	< 0.5	< 0.5	< 0.5
2.2-Dichloropropane	0.5	Total ug	< 0.5	< 0.5	< 0.5	< 0.5
4-Chlorotoluene	0.5	Total ug	< 0.5	< 0.5	< 0.5	< 0.5
Benzene	0.5	Total ug	< 0.5	< 0.5	< 0.5	< 0.5
Bromochloromethane	0.5	Total ug	< 0.5	< 0.5	< 0.5	< 0.5
Bromodichloromethane	0.5	Total ug	< 0.5	< 0.5	< 0.5	< 0.5
Bromoform	0.5	Total ug	< 0.5	< 0.5	< 0.5	< 0.5
Carbon Tetrachloride	0.5	Total ug	< 0.5	< 0.5	< 0.5	< 0.5
Chlorobenzene	0.5	Total ug	< 0.5	< 0.5	< 0.5	< 0.5
Chloroform	0.5	Total ug	< 0.5	< 0.5	< 0.5	< 0.5
cis-1.2-Dichloroethene	0.5	Total ug	< 0.5	< 0.5	< 0.5	< 0.5
cis-1.3-Dichloropropene	0.5	Total ug	< 0.5	< 0.5	< 0.5	< 0.5
Dibromochloromethane	0.5	Total ug	< 0.5	< 0.5	< 0.5	< 0.5
Dibromomethane	0.5	Total ug	< 0.5	< 0.5	< 0.5	< 0.5
Ethylbenzene	0.5	Total ug	< 0.5	< 0.5	< 0.5	< 0.5
Isopropyl benzene (Cumene)	0.5	Total ug	< 0.5	< 0.5	< 0.5	< 0.5
n-Butylbenzene	0.5	Total ug	< 0.5	< 0.5	< 0.5	< 0.5
n-Propylbenzene	0.5	Total ug	< 0.5	< 0.5	< 0.5	< 0.5

Client Sample ID			SV01-FRONT	SV01-BACK	SV02-FRONT	SV02-BACK
Sample Matrix			Air	Air	Air	Air
Eurofins Sample No.			M24-Fe0020308	M24-Fe0020309	M24-Fe0020310	M24-Fe0020311
Date Sampled			Feb 05, 2024	Feb 05, 2024	Feb 05, 2024	Feb 05, 2024
Test/Reference	LOR	Unit				
VOCs in Ambient Air by GC/MS						
Naphthalene	0.5	Total ug	1.2	< 0.5	< 0.5	< 0.5
p-Isopropyltoluene	0.5	Total ug	< 0.5	< 0.5	< 0.5	< 0.5
sec-Butylbenzene	0.5	Total ug	< 0.5	< 0.5	< 0.5	< 0.5
Styrene	5	Total ug	< 5	< 5	< 5	< 5
tert-Butylbenzene	0.5	Total ug	< 0.5	< 0.5	< 0.5	< 0.5
Tetrachloroethene	0.5	Total ug	< 0.5	< 0.5	< 0.5	< 0.5
Toluene	0.5	Total ug	< 0.5	< 0.5	< 0.5	< 0.5
trans-1.3-Dichloropropene	0.5	Total ug	< 0.5	< 0.5	< 0.5	< 0.5
Trichloroethene	0.5	Total ug	< 0.5	< 0.5	< 0.5	< 0.5
Trichlorofluoromethane	0.5	Total ug	< 0.5	< 0.5	< 0.5	< 0.5
Vinyl chloride	0.5	Total ug	< 0.5	< 0.5	< 0.5	< 0.5
Xylenes - Total*	1.5	Total ug	< 1.5	< 1.5	< 1.5	< 1.5
Fluorobenzene (surr.)	1	%	96	96	95	96
4-Bromofluorobenzene (surr.)	1	%	98	99	97	99
Dibromofluoromethane (surr.)	1	%	102	101	102	102
1.2-Dichlorobenzene	0.5	Total ug	< 0.5	< 0.5	< 0.5	< 0.5
1.2.3-Trichlorobenzene	0.5	Total ug	0.7	< 0.5	< 0.5	< 0.5
1.2.4-Trichlorobenzene	0.5	Total ug	0.6	< 0.5	< 0.5	< 0.5
1.3-Dichlorobenzene	0.5	Total ug	< 0.5	< 0.5	< 0.5	< 0.5
1.4-Dichlorobenzene	0.5	Total ug	< 0.5	< 0.5	< 0.5	< 0.5
Hexachlorobutadiene	0.5	Total ug	< 0.5	< 0.5	< 0.5	< 0.5
Total Recoverable Hydrocarbons						
TRH C6-C10	20	Total ug	< 20	< 20	< 20	< 20
TRH C6-C10 less BTEX (F1)[N04]	20	Total ug	< 20	< 20	< 20	< 20
TRH >C10-C16	20	Total ug	< 20	< 20	< 20	< 20
TRH >C10-C16 less Naphthalene (F2)[N01]	20	Total ug	< 20	< 20	< 20	< 20

Client Sample ID			SV03-FRONT	SV03-BACK	SV04-FRONT	SV04-BACK
Sample Matrix			Air	Air	Air	Air
Eurofins Sample No.			M24-Fe0020312	M24-Fe0020313	M24-Fe0020314	M24-Fe0020315
Date Sampled			Feb 05, 2024	Feb 05, 2024	Feb 05, 2024	Feb 05, 2024
Test/Reference	LOR	Unit				
Alcohols						
Isopropanol	10	Total ug	< 10	< 10	< 10	< 10
VOCs in Ambient Air by GC/MS						
1.1-Dichloroethane	0.5	Total ug	< 0.5	< 0.5	< 0.5	< 0.5
1.1-Dichloroethene	0.5	Total ug	< 0.5	< 0.5	< 0.5	< 0.5
1.1-Dichloropropene	0.5	Total ug	< 0.5	< 0.5	< 0.5	< 0.5
1.1.1-Trichloroethane	0.5	Total ug	< 0.5	< 0.5	< 0.5	< 0.5
1.1.1.2-Tetrachloroethane	0.5	Total ug	< 0.5	< 0.5	< 0.5	< 0.5
1.1.2-Trichloroethane	0.5	Total ug	< 0.5	< 0.5	< 0.5	< 0.5
1.1.2.2-Tetrachloroethane	0.5	Total ug	< 0.5	< 0.5	< 0.5	< 0.5
1.2-Dibromo-3-chloropropane	0.5	Total ug	< 0.5	< 0.5	< 0.5	< 0.5
1.2-Dibromoethane	0.5	Total ug	< 0.5	< 0.5	< 0.5	< 0.5
1.2-Dichloroethane	0.5	Total ug	< 0.5	< 0.5	< 0.5	< 0.5
1.2-Dichloropropane	0.5	Total ug	< 0.5	< 0.5	< 0.5	< 0.5
1.2.3-Trichloropropane	0.5	Total ug	< 0.5	< 0.5	< 0.5	< 0.5

Client Sample ID			SV03-FRONT	SV03-BACK	SV04-FRONT	SV04-BACK
Sample Matrix			Air	Air	Air	Air
Eurofins Sample No.			M24-Fe0020312	M24-Fe0020313	M24-Fe0020314	M24-Fe0020315
Date Sampled			Feb 05, 2024	Feb 05, 2024	Feb 05, 2024	Feb 05, 2024
Test/Reference	LOR	Unit				
VOCs in Ambient Air by GC/MS						
1.2.4-Trimethylbenzene	0.5	Total ug	< 0.5	< 0.5	< 0.5	< 0.5
1.3-Dichloropropane	0.5	Total ug	< 0.5	< 0.5	< 0.5	< 0.5
1.3.5-Trimethylbenzene	0.5	Total ug	0.7	< 0.5	< 0.5	< 0.5
2-Chlorotoluene	0.5	Total ug	< 0.5	< 0.5	< 0.5	< 0.5
2.2-Dichloropropane	0.5	Total ug	< 0.5	< 0.5	< 0.5	< 0.5
4-Chlorotoluene	0.5	Total ug	< 0.5	< 0.5	< 0.5	< 0.5
Benzene	0.5	Total ug	< 0.5	< 0.5	< 0.5	< 0.5
Bromochloromethane	0.5	Total ug	< 0.5	< 0.5	< 0.5	< 0.5
Bromodichloromethane	0.5	Total ug	< 0.5	< 0.5	< 0.5	< 0.5
Bromoform	0.5	Total ug	< 0.5	< 0.5	< 0.5	< 0.5
Carbon Tetrachloride	0.5	Total ug	< 0.5	< 0.5	< 0.5	< 0.5
Chlorobenzene	0.5	Total ug	< 0.5	< 0.5	< 0.5	< 0.5
Chloroform	0.5	Total ug	< 0.5	< 0.5	< 0.5	< 0.5
cis-1.2-Dichloroethene	0.5	Total ug	< 0.5	< 0.5	< 0.5	< 0.5
cis-1.3-Dichloropropene	0.5	Total ug	< 0.5	< 0.5	< 0.5	< 0.5
Dibromochloromethane	0.5	Total ug	< 0.5	< 0.5	< 0.5	< 0.5
Dibromomethane	0.5	Total ug	< 0.5	< 0.5	< 0.5	< 0.5
Ethylbenzene	0.5	Total ug	< 0.5	< 0.5	< 0.5	< 0.5
Isopropyl benzene (Cumene)	0.5	Total ug	< 0.5	< 0.5	< 0.5	< 0.5
n-Butylbenzene	0.5	Total ug	< 0.5	< 0.5	< 0.5	< 0.5
n-Propylbenzene	0.5	Total ug	< 0.5	< 0.5	< 0.5	< 0.5
Naphthalene	0.5	Total ug	< 0.5	< 0.5	1.0	< 0.5
p-Isopropyltoluene	0.5	Total ug	< 0.5	< 0.5	< 0.5	< 0.5
sec-Butylbenzene	0.5	Total ug	< 0.5	< 0.5	< 0.5	< 0.5
Styrene	5	Total ug	< 5	< 5	< 5	< 5
tert-Butylbenzene	0.5	Total ug	< 0.5	< 0.5	< 0.5	< 0.5
Tetrachloroethene	0.5	Total ug	< 0.5	< 0.5	< 0.5	< 0.5
Toluene	0.5	Total ug	< 0.5	< 0.5	< 0.5	< 0.5
trans-1.3-Dichloropropene	0.5	Total ug	< 0.5	< 0.5	< 0.5	< 0.5
Trichloroethene	0.5	Total ug	< 0.5	< 0.5	< 0.5	< 0.5
Trichlorofluoromethane	0.5	Total ug	< 0.5	< 0.5	< 0.5	< 0.5
Vinyl chloride	0.5	Total ug	< 0.5	< 0.5	< 0.5	< 0.5
Xylenes - Total*	1.5	Total ug	< 1.5	< 1.5	< 1.5	< 1.5
Fluorobenzene (surr.)	1	%	95	96	97	97
4-Bromofluorobenzene (surr.)	1	%	97	100	101	105
Dibromofluoromethane (surr.)	1	%	102	102	102	103
1.2-Dichlorobenzene	0.5	Total ug	< 0.5	< 0.5	< 0.5	< 0.5
1.2.3-Trichlorobenzene	0.5	Total ug	< 0.5	< 0.5	0.5	< 0.5
1.2.4-Trichlorobenzene	0.5	Total ug	< 0.5	< 0.5	< 0.5	< 0.5
1.3-Dichlorobenzene	0.5	Total ug	< 0.5	< 0.5	< 0.5	< 0.5
1.4-Dichlorobenzene	0.5	Total ug	< 0.5	< 0.5	< 0.5	< 0.5
Hexachlorobutadiene	0.5	Total ug	< 0.5	< 0.5	< 0.5	< 0.5
Total Recoverable Hydrocarbons						
TRH C6-C10	20	Total ug	< 20	< 20	< 20	< 20
TRH C6-C10 less BTEX (F1)[N04]	20	Total ug	< 20	< 20	< 20	< 20
TRH >C10-C16	20	Total ug	< 20	< 20	< 20	< 20
TRH >C10-C16 less Naphthalene (F2)[N01]	20	Total ug	< 20	< 20	< 20	< 20

Client Sample ID			SV05-FRONT	SV05-BACK	QV01-FRONT	QV01-BACK
Sample Matrix			Air	Air	Air	Air
Eurofins Sample No.			M24-Fe0020316	M24-Fe0020317	M24-Fe0020318	M24-Fe0020319
Date Sampled			Feb 05, 2024	Feb 05, 2024	Feb 05, 2024	Feb 05, 2024
Test/Reference	LOR	Unit				
Alcohols						
Isopropanol	10	Total ug	< 10	< 10	< 10	< 10
VOCs in Ambient Air by GC/MS						
1.1-Dichloroethane	0.5	Total ug	< 0.5	< 0.5	< 0.5	< 0.5
1.1-Dichloroethene	0.5	Total ug	< 0.5	< 0.5	< 0.5	< 0.5
1.1-Dichloropropene	0.5	Total ug	< 0.5	< 0.5	< 0.5	< 0.5
1.1.1-Trichloroethane	0.5	Total ug	< 0.5	< 0.5	< 0.5	< 0.5
1.1.1.2-Tetrachloroethane	0.5	Total ug	< 0.5	< 0.5	< 0.5	< 0.5
1.1.2-Trichloroethane	0.5	Total ug	< 0.5	< 0.5	< 0.5	< 0.5
1.1.2.2-Tetrachloroethane	0.5	Total ug	< 0.5	< 0.5	< 0.5	< 0.5
1.2-Dibromo-3-chloropropane	0.5	Total ug	< 0.5	< 0.5	< 0.5	< 0.5
1.2-Dibromoethane	0.5	Total ug	< 0.5	< 0.5	< 0.5	< 0.5
1.2-Dichloroethane	0.5	Total ug	< 0.5	< 0.5	< 0.5	< 0.5
1.2-Dichloropropane	0.5	Total ug	< 0.5	< 0.5	< 0.5	< 0.5
1.2.3-Trichloropropane	0.5	Total ug	< 0.5	< 0.5	< 0.5	< 0.5
1.2.4-Trimethylbenzene	0.5	Total ug	< 0.5	< 0.5	< 0.5	< 0.5
1.3-Dichloropropane	0.5	Total ug	< 0.5	< 0.5	< 0.5	< 0.5
1.3.5-Trimethylbenzene	0.5	Total ug	< 0.5	< 0.5	< 0.5	< 0.5
2-Chlorotoluene	0.5	Total ug	< 0.5	< 0.5	< 0.5	< 0.5
2.2-Dichloropropane	0.5	Total ug	< 0.5	< 0.5	< 0.5	< 0.5
4-Chlorotoluene	0.5	Total ug	< 0.5	< 0.5	< 0.5	< 0.5
Benzene	0.5	Total ug	< 0.5	< 0.5	< 0.5	< 0.5
Bromochloromethane	0.5	Total ug	< 0.5	< 0.5	< 0.5	< 0.5
Bromodichloromethane	0.5	Total ug	< 0.5	< 0.5	< 0.5	< 0.5
Bromoform	0.5	Total ug	< 0.5	< 0.5	< 0.5	< 0.5
Carbon Tetrachloride	0.5	Total ug	< 0.5	< 0.5	< 0.5	< 0.5
Chlorobenzene	0.5	Total ug	< 0.5	< 0.5	< 0.5	< 0.5
Chloroform	0.5	Total ug	< 0.5	< 0.5	< 0.5	< 0.5
cis-1.2-Dichloroethene	0.5	Total ug	< 0.5	< 0.5	< 0.5	< 0.5
cis-1.3-Dichloropropene	0.5	Total ug	< 0.5	< 0.5	< 0.5	< 0.5
Dibromochloromethane	0.5	Total ug	< 0.5	< 0.5	< 0.5	< 0.5
Dibromomethane	0.5	Total ug	< 0.5	< 0.5	< 0.5	< 0.5
Ethylbenzene	0.5	Total ug	< 0.5	< 0.5	< 0.5	< 0.5
Isopropyl benzene (Cumene)	0.5	Total ug	< 0.5	< 0.5	< 0.5	< 0.5
n-Butylbenzene	0.5	Total ug	< 0.5	< 0.5	< 0.5	< 0.5
n-Propylbenzene	0.5	Total ug	< 0.5	< 0.5	< 0.5	< 0.5
Naphthalene	0.5	Total ug	< 0.5	< 0.5	< 0.5	< 0.5
p-Isopropyltoluene	0.5	Total ug	< 0.5	< 0.5	< 0.5	< 0.5
sec-Butylbenzene	0.5	Total ug	< 0.5	< 0.5	< 0.5	< 0.5
Styrene	5	Total ug	< 5	< 5	< 5	< 5
tert-Butylbenzene	0.5	Total ug	< 0.5	< 0.5	< 0.5	< 0.5
Tetrachloroethene	0.5	Total ug	< 0.5	< 0.5	< 0.5	< 0.5
Toluene	0.5	Total ug	< 0.5	< 0.5	< 0.5	< 0.5
trans-1.3-Dichloropropene	0.5	Total ug	< 0.5	< 0.5	< 0.5	< 0.5
Trichloroethene	0.5	Total ug	< 0.5	< 0.5	< 0.5	< 0.5
Trichlorofluoromethane	0.5	Total ug	< 0.5	< 0.5	< 0.5	< 0.5
Vinyl chloride	0.5	Total ug	< 0.5	< 0.5	< 0.5	< 0.5
Xylenes - Total*	1.5	Total ug	< 1.5	< 1.5	< 1.5	< 1.5
Fluorobenzene (surr.)	1	%	94	95	93	96
4-Bromofluorobenzene (surr.)	1	%	98	99	98	100

Client Sample ID			SV05-FRONT	SV05-BACK	QV01-FRONT	QV01-BACK
Sample Matrix			Air	Air	Air	Air
Eurofins Sample No.			M24-Fe0020316	M24-Fe0020317	M24-Fe0020318	M24-Fe0020319
Date Sampled			Feb 05, 2024	Feb 05, 2024	Feb 05, 2024	Feb 05, 2024
Test/Reference	LOR	Unit				
VOCs in Ambient Air by GC/MS						
Dibromofluoromethane (surr.)	1	%	102	102	102	102
1.2-Dichlorobenzene	0.5	Total ug	< 0.5	< 0.5	< 0.5	< 0.5
1.2.3-Trichlorobenzene	0.5	Total ug	< 0.5	< 0.5	< 0.5	< 0.5
1.2.4-Trichlorobenzene	0.5	Total ug	< 0.5	< 0.5	< 0.5	< 0.5
1.3-Dichlorobenzene	0.5	Total ug	< 0.5	< 0.5	< 0.5	< 0.5
1.4-Dichlorobenzene	0.5	Total ug	< 0.5	< 0.5	< 0.5	< 0.5
Hexachlorobutadiene	0.5	Total ug	< 0.5	< 0.5	< 0.5	< 0.5
Total Recoverable Hydrocarbons						
TRH C6-C10	20	Total ug	< 20	< 20	< 20	< 20
TRH C6-C10 less BTEX (F1)[N04]	20	Total ug	< 20	< 20	< 20	< 20
TRH >C10-C16	20	Total ug	< 20	< 20	< 20	< 20
TRH >C10-C16 less Naphthalene (F2)[N01]	20	Total ug	< 20	< 20	< 20	< 20

Client Sample ID			FB-FRONT	FB-BACK
Sample Matrix			Air	Air
Eurofins Sample No.			M24-Fe0020320	M24-Fe0020321
Date Sampled			Feb 05, 2024	Feb 05, 2024
Test/Reference	LOR	Unit		
Alcohols				
Isopropanol	10	Total ug	< 10	< 10
VOCs in Ambient Air by GC/MS				
1.1-Dichloroethane	0.5	Total ug	< 0.5	< 0.5
1.1-Dichloroethene	0.5	Total ug	< 0.5	< 0.5
1.1-Dichloropropene	0.5	Total ug	< 0.5	< 0.5
1.1.1-Trichloroethane	0.5	Total ug	< 0.5	< 0.5
1.1.1.2-Tetrachloroethane	0.5	Total ug	< 0.5	< 0.5
1.1.2-Trichloroethane	0.5	Total ug	< 0.5	< 0.5
1.1.2.2-Tetrachloroethane	0.5	Total ug	< 0.5	< 0.5
1.2-Dibromo-3-chloropropane	0.5	Total ug	< 0.5	< 0.5
1.2-Dibromoethane	0.5	Total ug	< 0.5	< 0.5
1.2-Dichloroethane	0.5	Total ug	< 0.5	< 0.5
1.2-Dichloropropane	0.5	Total ug	< 0.5	< 0.5
1.2.3-Trichloropropane	0.5	Total ug	< 0.5	< 0.5
1.2.4-Trimethylbenzene	0.5	Total ug	< 0.5	< 0.5
1.3-Dichloropropane	0.5	Total ug	< 0.5	< 0.5
1.3.5-Trimethylbenzene	0.5	Total ug	< 0.5	< 0.5
2-Chlorotoluene	0.5	Total ug	< 0.5	< 0.5
2.2-Dichloropropane	0.5	Total ug	< 0.5	< 0.5
4-Chlorotoluene	0.5	Total ug	< 0.5	< 0.5
Benzene	0.5	Total ug	< 0.5	< 0.5
Bromochloromethane	0.5	Total ug	< 0.5	< 0.5
Bromodichloromethane	0.5	Total ug	< 0.5	< 0.5
Bromoform	0.5	Total ug	< 0.5	< 0.5
Carbon Tetrachloride	0.5	Total ug	< 0.5	< 0.5
Chlorobenzene	0.5	Total ug	< 0.5	< 0.5
Chloroform	0.5	Total ug	< 0.5	< 0.5
cis-1.2-Dichloroethene	0.5	Total ug	< 0.5	< 0.5

Client Sample ID			FB-FRONT	FB-BACK
Sample Matrix			Air	Air
Eurofins Sample No.			M24-Fe0020320	M24-Fe0020321
Date Sampled			Feb 05, 2024	Feb 05, 2024
Test/Reference	LOR	Unit		
VOCs in Ambient Air by GC/MS				
cis-1.3-Dichloropropene	0.5	Total ug	< 0.5	< 0.5
Dibromochloromethane	0.5	Total ug	< 0.5	< 0.5
Dibromomethane	0.5	Total ug	< 0.5	< 0.5
Ethylbenzene	0.5	Total ug	< 0.5	< 0.5
Isopropyl benzene (Cumene)	0.5	Total ug	< 0.5	< 0.5
n-Butylbenzene	0.5	Total ug	< 0.5	< 0.5
n-Propylbenzene	0.5	Total ug	< 0.5	< 0.5
Naphthalene	0.5	Total ug	< 0.5	< 0.5
p-Isopropyltoluene	0.5	Total ug	< 0.5	< 0.5
sec-Butylbenzene	0.5	Total ug	< 0.5	< 0.5
Styrene	5	Total ug	< 5	< 5
tert-Butylbenzene	0.5	Total ug	< 0.5	< 0.5
Tetrachloroethene	0.5	Total ug	< 0.5	< 0.5
Toluene	0.5	Total ug	< 0.5	< 0.5
trans-1.3-Dichloropropene	0.5	Total ug	< 0.5	< 0.5
Trichloroethene	0.5	Total ug	< 0.5	< 0.5
Trichlorofluoromethane	0.5	Total ug	< 0.5	< 0.5
Vinyl chloride	0.5	Total ug	< 0.5	< 0.5
Xylenes - Total*	1.5	Total ug	< 1.5	< 1.5
Fluorobenzene (surr.)	1	%	94	93
4-Bromofluorobenzene (surr.)	1	%	98	105
Dibromofluoromethane (surr.)	1	%	102	102
1.2-Dichlorobenzene	0.5	Total ug	< 0.5	< 0.5
1.2.3-Trichlorobenzene	0.5	Total ug	< 0.5	< 0.5
1.2.4-Trichlorobenzene	0.5	Total ug	< 0.5	< 0.5
1.3-Dichlorobenzene	0.5	Total ug	< 0.5	< 0.5
1.4-Dichlorobenzene	0.5	Total ug	< 0.5	< 0.5
Hexachlorobutadiene	0.5	Total ug	< 0.5	< 0.5
Total Recoverable Hydrocarbons				
TRH C6-C10	20	Total ug	< 20	< 20
TRH C6-C10 less BTEX (F1)[N04]	20	Total ug	< 20	< 20
TRH >C10-C16	20	Total ug	< 20	< 20
TRH >C10-C16 less Naphthalene (F2)[N01]	20	Total ug	< 20	< 20

Sample History

Where samples are submitted/analysed over several days, the last date of extraction is reported.

If the date and time of sampling are not provided, the Laboratory will not be responsible for compromised results should testing be performed outside the recommended holding time.

Description	Testing Site	Extracted	Holding Time
Alcohols	Melbourne	Feb 08, 2024	14 Days
- Method: LTM-ORG-2260 Determination of Alcohols in Water and Soil by Headspace GC-MS			
VOCs in Ambient Air by GC/MS	Melbourne	Feb 08, 2024	14 Days
- Method: LTM-ORG-2030 VOCs in Ambient Air by GC/MS			
VOC AIR-TRH (Total Recoverable Hydrocarbons)			
Total Recoverable Hydrocarbons	Melbourne	Feb 08, 2024	7 Days
- Method: LTM-ORG-2010 TRH C6-C40			

eurofins

web: www.eurofins.com.au
email: EnviroSales@eurofins.com

Eurofins Environment Testing Australia Pty Ltd
ABN: 50 005 085 521

Melbourne	Geelong	Sydney	Canberra	Brisbane	Newcastle
6 Monterey Road	19/8 Lewalan Street	179 Magowar Road	Unit 1,2 Dacre Street	1/21 Smallwood Place	1/2 Frost Drive
Dandenong South	Grovedale	Girraween	Mitchell	Murarrie	Mayfield West
VIC 3175	VIC 3216	NSW 2145	ACT 2911	QLD 4172	NSW 2304
+61 3 8564 5000	+61 3 8564 5000	+61 2 9900 8400	+61 2 6113 8091	T: +61 7 3902 4600	+61 2 4968 8448
NATA# 1261	NATA# 1261	NATA# 1261	NATA# 1261	NATA# 1261	NATA# 1261
Site# 1254	Site# 25403	Site# 18217	Site# 25466	Site# 20794	Site# 25079 & 25289

Eurofins ARL Pty Ltd
ABN: 91 05 0159 898

Perth
46-48 Banksia Road
Welshpool
WA 6106
+61 8 6253 4444
NATA# 2377
Site# 2370

Eurofins Environment Testing NZ Ltd
NZBN: 9429046024954

Auckland	Auckland (Asb)	Christchurch	Tauranga
35 O'Rorke Road	Unit C1/4 Pacific Rise,	43 Detroit Drive	1277 Cameron Road,
Penrose,	Mount Wellington,	Rolleston,	Gate Pa,
Auckland 1061	Auckland 1061	Christchurch 7675	Tauranga 3112
+64 9 526 4551	+64 9 525 0568	+64 3 343 5201	+64 9 525 0568
IANZ# 1327	IANZ# 1308	IANZ# 1290	IANZ# 1402

Company Name: Senversa Pty Ltd NSW
Address: Level 24, 1 Market Street
SYDNEY
NSW 2000

Project Name: SMITHFIELD
Project ID: 21182

Order No.:
Report #: 1066832
Phone: 02 9994 8016
Fax: 03 9606 0074

Received: Feb 6, 2024 5:35 PM
Due: Feb 14, 2024
Priority: 5 Day
Contact Name: Julia Nicholson

Eurofins Analytical Services Manager : Adam Bateup

Sample Detail						Isopropanol	VOC AIR-TRH (Total Recoverable Hydrocarbons)	VOCs in Ambient Air by GC/MS
Melbourne Laboratory - NATA # 1261 Site # 1254						X	X	X
External Laboratory								
No	**Sample ID**	**Sample Date**	**Sampling Time**	**Matrix**	**LAB ID**			
1	SV01-FRONT	Feb 05, 2024		Air	M24-Fe0020308	X	X	X
2	SV01-BACK	Feb 05, 2024		Air	M24-Fe0020309	X	X	X
3	SV02-FRONT	Feb 05, 2024		Air	M24-Fe0020310	X	X	X
4	SV02-BACK	Feb 05, 2024		Air	M24-Fe0020311	X	X	X
5	SV03-FRONT	Feb 05, 2024		Air	M24-Fe0020312	X	X	X
6	SV03-BACK	Feb 05, 2024		Air	M24-Fe0020313	X	X	X
7	SV04-FRONT	Feb 05, 2024		Air	M24-Fe0020314	X	X	X
8	SV04-BACK	Feb 05, 2024		Air	M24-Fe0020315	X	X	X
9	SV05-FRONT	Feb 05, 2024		Air	M24-Fe0020316	X	X	X
10	SV05-BACK	Feb 05, 2024		Air	M24-Fe0020317	X	X	X
11	QV01-FRONT	Feb 05, 2024		Air	M24-Fe0020318	X	X	X
12	QV01-BACK	Feb 05, 2024		Air	M24-Fe0020319	X	X	X
13	FB-FRONT	Feb 05, 2024		Air	M24-Fe0020320	X	X	X

eurofins

web: www.eurofins.com.au
email: EnviroSales@eurofins.com

Eurofins Environment Testing Australia Pty Ltd
ABN: 50 005 085 521

Melbourne	Geelong	Sydney	Canberra	Brisbane	Newcastle
6 Monterey Road	19/8 Lewalan Street	179 Magowar Road	Unit 1,2 Dacre Street	1/21 Smallwood Place	1/2 Frost Drive
Dandenong South	Grovedale	Girraween	Mitchell	Murarrie	Mayfield West
VIC 3175	VIC 3216	NSW 2145	ACT 2911	QLD 4172	NSW 2304
+61 3 8564 5000	+61 3 8564 5000	+61 2 9900 8400	+61 2 6113 8091	T: +61 7 3902 4600	+61 2 4968 8448
NATA# 1261	NATA# 1261	NATA# 1261	NATA# 1261	NATA# 1261	NATA# 1261
Site# 1254	Site# 25403	Site# 18217	Site# 25466	Site# 20794	Site# 25079 & 25289

Eurofins ARL Pty Ltd
ABN: 91 05 0159 898

Perth
46-48 Banksia Road
Welshpool
WA 6106
+61 8 6253 4444
NATA# 2377
Site# 2370

Eurofins Environment Testing NZ Ltd
NZBN: 9429046024954

Auckland	Auckland (Asb)	Christchurch	Tauranga
35 O'Rorke Road	Unit C1/4 Pacific Rise,	43 Detroit Drive	1277 Cameron Road,
Penrose,	Mount Wellington,	Rolleston,	Gate Pa,
Auckland 1061	Auckland 1061	Christchurch 7675	Tauranga 3112
+64 9 526 4551	+64 9 525 0568	+64 3 343 5201	+64 9 525 0568
IANZ# 1327	IANZ# 1308	IANZ# 1290	IANZ# 1402

Company Name: Senversa Pty Ltd NSW
Address: Level 24, 1 Market Street
SYDNEY
NSW 2000

Project Name: SMITHFIELD
Project ID: 21182

Order No.:
Report #: 1066832
Phone: 02 9994 8016
Fax: 03 9606 0074

Received: Feb 6, 2024 5:35 PM
Due: Feb 14, 2024
Priority: 5 Day
Contact Name: Julia Nicholson

Eurofins Analytical Services Manager : Adam Bateup

Sample Detail						Isopropanol	VOC AIR-TRH (Total Recoverable Hydrocarbons)	VOCs in Ambient Air by GC/MS
Melbourne Laboratory - NATA # 1261 Site # 1254						X	X	X
14	FB-BACK	Feb 05, 2024		Air	M24-Fe0020321	X	X	X
Test Counts						14	14	14

eurofins | Environment Testing

Internal Quality Control Review and Glossary

General

1. Laboratory QC results for Method Blanks, Duplicates, Matrix Spikes, and Laboratory Control Samples follow guidelines delineated in the National Environment Protection (Assessment of Site Contamination) Measure 1999, as amended May 2013. They are included in this QC report where applicable. Additional QC data may be available on request.
2. All soil/sediment/solid results are reported on a dry weight basis unless otherwise stated.
3. All biota/food results are reported on a wet weight basis on the edible portion unless otherwise stated.
4. For CEC results where the sample's origin is unknown or environmentally contaminated, the results should be used advisedly.
5. Actual LORs are matrix dependent. Quoted LORs may be raised where sample extracts are diluted due to interferences.
6. Results are uncorrected for matrix spikes or surrogate recoveries except for PFAS compounds.
7. SVOC analysis on waters is performed on homogenised, unfiltered samples unless noted otherwise.
8. Samples were analysed on an 'as received' basis.
9. Information identified in this report with blue colour indicates data provided by customers that may have an impact on the results.
10. This report replaces any interim results previously issued.

Holding Times

Please refer to the 'Sample Preservation and Container Guide' for holding times (QS3001).

For samples received on the last day of holding time, notification of testing requirements should have been received at least 6 hours before sample receipt deadlines as stated on the SRA.

If the Laboratory did not receive the information in the required timeframe, and despite any other integrity issues, suitably qualified results may still be reported.

Holding times apply from the date of sampling; therefore, compliance with these may be outside the laboratory's control.

For VOCs containing vinyl chloride, styrene and 2-chloroethyl vinyl ether, the holding time is 7 days; however, for all other VOCs, such as BTEX or C6-10 TRH, the holding time is 14 days.

Units

mg/kg: milligrams per kilogram	**mg/L:** milligrams per litre	**ppm:** parts per million
µg/L: micrograms per litre	**ppb:** parts per billion	**%:** Percentage
org/100 mL: Organisms per 100 millilitres	**NTU:** Nephelometric Turbidity Units	**MPN/100 mL:** Most Probable Number of organisms per 100 millilitres
CFU: Colony forming unit	**Colour:** Pt-Co Units	

Terms

APHA	American Public Health Association
CEC	Cation Exchange Capacity
COC	Chain of Custody
CP	Client Parent - QC was performed on samples pertaining to this report
CRM	Certified Reference Material (ISO17034) - reported as percent recovery.
Dry	Where moisture has been determined on a solid sample, the result is expressed on a dry weight basis.
Duplicate	A second piece of analysis from the same sample and reported in the same units as the result to show comparison.
LOR	Limit of Reporting.
LCS	Laboratory Control Sample - reported as percent recovery.
Method Blank	In the case of solid samples, these are performed on laboratory-certified clean sands and in the case of water samples, these are performed on de-ionised water.
NCP	Non-Client Parent - QC performed on samples not pertaining to this report, QC represents the sequence or batch that client samples were analysed within.
RPD	Relative Percent Difference between two Duplicate pieces of analysis.
SPIKE	Addition of the analyte to the sample and reported as percentage recovery.
SRA	Sample Receipt Advice
Surr - Surrogate	The addition of a similar compound to the analyte target is reported as percentage recovery. See below for acceptance criteria.
TBTO	Tributyltin oxide (*bis*-tributyltin oxide) - individual tributyltin compounds cannot be identified separately in the environment; however, free tributyltin was measured, and its values were converted stoichiometrically into tributyltin oxide for comparison with regulatory limits.
TCLP	Toxicity Characteristic Leaching Procedure
TEQ	Toxic Equivalency Quotient or Total Equivalence
QSM	US Department of Defense Quality Systems Manual Version 5.4
US EPA	United States Environmental Protection Agency
WA DWER	Sum of PFBA, PFPeA, PFHxA, PFHpA, PFOA, PFBS, PFHxS, PFOS, 6:2 FTSA, 8:2 FTSA

QC - Acceptance Criteria

The acceptance criteria should only be used as a guide and may be different when site-specific Sampling Analysis and Quality Plan (SAQP) have been implemented.

RPD Duplicates: Global RPD Duplicates Acceptance Criteria is ≤30%; however, the following acceptance guidelines are equally applicable:

Results <10 times the LOR:	No Limit
Results between 10-20 times the LOR:	RPD must lie between 0-50%
Results >20 times the LOR:	RPD must lie between 0-30%

NOTE: pH duplicates are reported as a range, not as RPD

Surrogate Recoveries: Recoveries must lie between 20-130% for Speciated Phenols & 50-150% for PFAS. SVOCs recoveries 20 – 150%, VOC recoveries 70 – 130%

PFAS field samples containing surrogate recoveries above the QC limit designated in QSM 5.4, where no positive PFAS results have been reported or reviewed, and no data was affected.

QC Data General Comments

1. Where a result is reported as less than (<), higher than the nominated LOR, this is due to either matrix interference, extract dilution required due to interferences or contaminant levels within the sample, high moisture content or insufficient sample provided.
2. Duplicate data shown within this report that states the word "BATCH" is a Batch Duplicate from outside of your sample batch but within the laboratory sample batch at a 1:10 ratio. The Parent and Duplicate data shown are not data from your samples.
3. pH and Free Chlorine analysed in the laboratory - Analysis on this test must begin within 30 minutes of sampling. Therefore, laboratory analysis is unlikely to be completed within holding time.Analysis will begin as soon as possible after sample receipt.
4. Recovery Data (Spikes & Surrogates) - where chromatographic interference does not allow the determination of recovery, the term "INT" appears against that analyte.
5. For Matrix Spikes and LCS results, a dash "-" in the report means that the specific analyte was not added to the QC sample.
6. Duplicate RPDs are calculated from raw analytical data; thus, it is possible to have two sets of data.

Quality Control Results

Test	Units	Result 1			Acceptance Limits	Pass Limits	Qualifying Code
Method Blank							
Alcohols							
Isopropanol	Total ug	< 10			10	Pass	
Method Blank							
VOCs in Ambient Air by GC/MS							
1.1-Dichloroethane	Total ug	< 0.5			0.5	Pass	
1.1-Dichloroethene	Total ug	< 0.5			0.5	Pass	
1.1-Dichloropropene	Total ug	< 0.5			0.5	Pass	
1.1.1-Trichloroethane	Total ug	< 0.5			0.5	Pass	
1.1.1.2-Tetrachloroethane	Total ug	< 0.5			0.5	Pass	
1.1.2-Trichloroethane	Total ug	< 0.5			0.5	Pass	
1.1.2.2-Tetrachloroethane	Total ug	< 0.5			0.5	Pass	
1.2-Dibromo-3-chloropropane	Total ug	< 0.5			0.5	Pass	
1.2-Dibromoethane	Total ug	< 0.5			0.5	Pass	
1.2-Dichloroethane	Total ug	< 0.5			0.5	Pass	
1.2-Dichloropropane	Total ug	< 0.5			0.5	Pass	
1.2.3-Trichloropropane	Total ug	< 0.5			0.5	Pass	
1.2.4-Trimethylbenzene	Total ug	< 0.5			0.5	Pass	
1.3-Dichloropropane	Total ug	< 0.5			0.5	Pass	
1.3.5-Trimethylbenzene	Total ug	< 0.5			0.5	Pass	
2-Chlorotoluene	Total ug	< 0.5			0.5	Pass	
2.2-Dichloropropane	Total ug	< 0.5			0.5	Pass	
4-Chlorotoluene	Total ug	< 0.5			0.5	Pass	
Benzene	Total ug	< 0.5			0.5	Pass	
Bromochloromethane	Total ug	< 0.5			0.5	Pass	
Bromodichloromethane	Total ug	< 0.5			0.5	Pass	
Bromoform	Total ug	< 0.5			0.5	Pass	
Carbon Tetrachloride	Total ug	< 0.5			0.5	Pass	
Chlorobenzene	Total ug	< 0.5			0.5	Pass	
Chloroform	Total ug	< 0.5			0.5	Pass	
cis-1.2-Dichloroethene	Total ug	< 0.5			0.5	Pass	
cis-1.3-Dichloropropene	Total ug	< 0.5			0.5	Pass	
Dibromochloromethane	Total ug	< 0.5			0.5	Pass	
Dibromomethane	Total ug	< 0.5			0.5	Pass	
Ethylbenzene	Total ug	< 0.5			0.5	Pass	
Isopropyl benzene (Cumene)	Total ug	< 0.5			0.5	Pass	
n-Butylbenzene	Total ug	< 0.5			0.5	Pass	
n-Propylbenzene	Total ug	< 0.5			0.5	Pass	
Naphthalene	Total ug	< 0.5			0.5	Pass	
p-Isopropyltoluene	Total ug	< 0.5			0.5	Pass	
sec-Butylbenzene	Total ug	< 0.5			0.5	Pass	
Styrene	Total ug	< 5			5	Pass	
tert-Butylbenzene	Total ug	< 0.5			0.5	Pass	
Tetrachloroethene	Total ug	< 0.5			0.5	Pass	
Toluene	Total ug	< 0.5			0.5	Pass	
trans-1.3-Dichloropropene	Total ug	< 0.5			0.5	Pass	
Trichloroethene	Total ug	< 0.5			0.5	Pass	
Trichlorofluoromethane	Total ug	< 0.5			0.5	Pass	
Vinyl chloride	Total ug	< 0.5			0.5	Pass	
Xylenes - Total*	Total ug	< 1.5			1.5	Pass	
1.2-Dichlorobenzene	Total ug	< 0.5			0.5	Pass	
1.2.3-Trichlorobenzene	Total ug	< 0.5			0.5	Pass	

Test	Units	Result 1			Acceptance Limits	Pass Limits	Qualifying Code
1.2.4-Trichlorobenzene	Total ug	< 0.5			0.5	Pass	
1.3-Dichlorobenzene	Total ug	< 0.5			0.5	Pass	
1.4-Dichlorobenzene	Total ug	< 0.5			0.5	Pass	
Hexachlorobutadiene	Total ug	< 0.5			0.5	Pass	
Method Blank							
Total Recoverable Hydrocarbons							
TRH C6-C10	Total ug	< 20			20	Pass	
TRH >C10-C16	Total ug	< 20			20	Pass	
LCS - % Recovery							
Alcohols							
Isopropanol	%	101			70-130	Pass	
LCS - % Recovery							
VOCs in Ambient Air by GC/MS							
1.1-Dichloroethene	%	85			70-130	Pass	
1.1-Dichloropropene	%	105			70-130	Pass	
1.1.1-Trichloroethane	%	77			70-130	Pass	
1.2-Dichloroethane	%	106			70-130	Pass	
Benzene	%	70			70-130	Pass	
Ethylbenzene	%	80			70-130	Pass	
Naphthalene	%	74			70-130	Pass	
Toluene	%	76			70-130	Pass	
Trichloroethene	%	84			70-130	Pass	
Xylenes - Total*	%	96			70-130	Pass	
1.2-Dichlorobenzene	%	73			70-130	Pass	
1.2.3-Trichlorobenzene	%	70			70-130	Pass	
1.2.4-Trichlorobenzene	%	70			70-130	Pass	
1.4-Dichlorobenzene	%	98			70-130	Pass	

Comments

Sample Integrity

Custody Seals Intact (if used)	N/A
Attempt to Chill was evident	N/A
Sample correctly preserved	Yes
Appropriate sample containers have been used	Yes
Sample containers for volatile analysis received with minimal headspace	Yes
Samples received within HoldingTime	Yes
Some samples have been subcontracted	No

Qualifier Codes/Comments

Code	Description
N01	F2 is determined by arithmetically subtracting the "naphthalene" value from the ">C10-C16" value. The naphthalene value used in this calculation is obtained from volatiles (Purge & Trap analysis).
N04	F1 is determined by arithmetically subtracting the "Total BTEX" value from the "C6-C10" value. The "Total BTEX" value is obtained by summing the concentrations of BTEX analytes. The "C6-C10" value is obtained by quantitating against a standard of mixed aromatic/aliphatic analytes.

Authorised by:

Adam Bateup	Analytical Services Manager
Edward Lee	Senior Analyst-Organic



Glenn Jackson
Managing Director

Final Report – this report replaces any previously issued Report

- Indicates Not Requested

* Indicates NATA accreditation does not cover the performance of this service

Measurement uncertainty of test data is available on request or please click here.

Eurofins shall not be liable for loss, cost, damages or expenses incurred by the client, or any other person or company, resulting from the use of any information or interpretation given in this report. In no case shall Eurofins be liable for consequential damages including, but not limited to, lost profits, damages for failure to meet deadlines and lost production arising from this report. This document shall not be reproduced except in full and relates only to the items tested. Unless indicated otherwise, the tests were performed on the samples as received.

senversa

Chain of Custody Documentation

Senversa Pty Ltd
www.senversa.com.au
ABN 89 132 231 350

Laboratory: mgt/Eurofins
Address:
Contact: Sample Receipt
Phone:

Job Number:	21182	**Purchase Order:**	
Project Name:	Smithfield	**Quote No:**	
Sampled By:	Julia	**Turn Around Time:**	Standard
Project Manager:	Julia		
Send Invoice to	supplieraccounts@senversa.com.au	**Page:**	1 of 1
Email Report To:	julia.nicholson@senversa.com.au	**Phone/Mobile:**	

Sample Information					Container Information		Analysis Required											
Lab ID	Sample ID	Matrix *	Date	Time	Type / Code	Total Bottles	TRH, BTEX, PAH, heavy metals	VOCs, SVOCs	OCPs, PCBs	PFAS 28 compound	TOC, CEC, pH	Asbestos 500 mL	Asbestos absence/presence	BTEXN			HOLD	Comments: e.g. Highly contaminated sample; hazardous materials present; trace LORs etc.
	SB15_0-0.1	Soil	2/13/2024		J+P+B		X	X	X	X		X						*Please use jar to subsample asbestos (absence/presence)
	SB15_0.2-0.3	Soil	2/13/2024		J+P												X	
	SB15_0.9-1.0	Soil	2/13/2024		J												X	
	SB15_1.0-1.1	Soil	2/13/2024		J												X	
	SB16_0-0.1	Soil	2/13/2024		J+P+B												X	
	SB16_0.1-0.2	Soil	2/13/2024		J+P		X											
	SB16_0.6-0.7	Soil	2/13/2024		J												X	
	SB16_1.3-1.4	Soil	2/13/2024		J												X	
	SB17_0-0.1	Soil	2/13/2024		J+P+B		X											
	SB17_0.5-0.6	Soil	2/13/2024		J												X	
	SB17_1-1.1	Soil	2/13/2024		J												X	
	SB18_0-0.1	Soil	2/13/2024		J+P+B		X											
	SB18_0.1-0.2	Soil	2/13/2024		J												X	
	SB18_0.9-1.0	Soil	2/13/2024		J												X	
	SB19_0.1-0.2	Soil	2/13/2024		J+P												X	
	SB19_0.5-0.6	Soil	2/13/2024		J		X											
	SB19_1.0-1.1	Soil	2/13/2024		J												X	
	SB19_2.0-2.1	Soil	2/13/2024		J												X	
	SB20_0-0.1	Soil	2/13/2024		J+P		X	X	X	X								
	SB20_0.5-0.6	Soil	2/13/2024		J												X	
	SB20_1.0-1.1	Soil	2/13/2024		J												X	
	SB20_1.9-2.0	Soil	2/13/2024		J												X	
	SB21_0.25-0.35	Soil	2/13/2024		J+P+B		X											
	SB21_0.4-0.5	Soil	2/13/2024		J+P												X	
	SB21_1.0-1.1	Soil	2/13/2024		J												X	
	SB21_2.0-2.1	Soil	2/13/2024		J												X	
	MW06_0.0-0.1	Soil	2/13/2024		J+P		X		X									
	MW06_0.5-0.6	Soil	2/13/2024		J												X	
	MW06_1.0-1.1	Soil	2/13/2024		J												X	
	MW06_1.5-1.6	Soil	2/13/2024		J												X	
	MW06_2.0-2.1	Soil	2/13/2024		J												X	
	MW06_3.0-3.1	Soil	2/13/2024		J												X	
	MW06_4.0-4.1	Soil	2/13/2024		J												X	
	rinsate 2	water	2/13/2024		bottles		X	X	X	X								
	FB 2	water	2/13/2024		bottles					X								
	TS	water	2/9/2024		bottles									X				
	TB	water	2/9/2024		bottles									X				
Total																		

Sampler: I attest that proper field sampling procedures in accordance with Senversa standard procedures and/or project specifications were used during the collection of these samples:

Sampler Name: Julia **Signature:** Julia **Date:** 12/7/2023

Relinquished By:		**Method of Shipment (if applicable):**	**Received by:**	
Name/Signature:	Date:	Carrier / Reference #:	Name/Signature:	Date:
Of:	Time:	Date/Time:	Of:	Time:
Name/Signature:	Date:	Carrier / Reference #:	Name/Signature:	Date:
Of:	Time:	Date/Time:	Of:	Time:
Name/Signature:	Date:	Carrier / Reference #:	Name/Signature:	Date:
Of:	Time:	Date/Time:	Of:	Time:

Nitric Preserved ORC; SH = Sodium Hydroxide (NaOH)/Cadmium (Cd) Preserved; S = Sodium Hydroxide Preserved Plastic; STH = Sodium thiosulfate preserved plastic;
; VSA = Sulphuric Preserved Amber Glass; H = HCl Preserved Plastic; HS = HCl Preserved Speciation Bottle; SP = Sulphuric Preserved Plastic;
Bottles; ST = Sterile Bottle; UA = Unpreserved Amber Glass; L=Lugol's Iodine preserved white plastic bottle; SW= sulfuric acid preserved wide mouth glass jar

Completed by: _____

5.5

168199

senversa

Chain of Custody Documentation

Senversa Pty Ltd
www.senversa.com.au
ABN 89 132 231 380

Laboratory: mgt/Eurofins
Address:
Contact: Sample Receipt
Phone:

Job Number:	21182	**Purchase Order:**	
Project Name:	Smithfield	**Quote No:**	
Sampled By:	Julia	**Turn Around Time:**	Standard
Project Manager:	Julia		
Send Invoice to	supplieraccounts@senversa.com.au	**Page:**	1 of 1
Email Report To:	julia.nicholson@senversa.com.au	**Phone/Mobile:**	

Analysis Required

Sample Information					Container Information													
Lab ID	Sample ID	Matrix *	Date	Time	Type / Code	Total Bottles	TRH, BTEX, PAH, heavy metals	VOCs, SVOCs	OCPs, PCBs	PFAS 28 compound							HOLD	Comments: e.g. Highly contaminated sample; hazardous materials present; trace LORs etc.
	QC200	Soil	2/5/2024		J+P+B		X	X	X	X								

Completed by: _____
Checked by:

[illegible] 13/2/24 4.20 5.5

eurofins | Environment Testing

www.eurofins.com.au EnviroSales@eurofins.com

Eurofins Environment Testing Australia Pty Ltd

ABN: 50 005 085 521

Melbourne	Geelong	Sydney	Canberra	Brisbane	Newcastle
6 Monterey Road	19/8 Lewalan Street	179 Magowar Road	Unit 1,2 Dacre Street	1/21 Smallwood Place	1/2 Frost Drive
Dandenong South	Grovedale	Girraween	Mitchell	Murarrie	Mayfield West
VIC 3175	VIC 3216	NSW 2145	ACT 2911	QLD 4172	NSW 2304
+61 3 8564 5000	+61 3 8564 5000	+61 2 9900 8400	+61 2 6113 8091	T: +61 7 3902 4600	+61 2 4968 8448
NATA# 1261	NATA# 1261	NATA# 1261	NATA# 1261	NATA# 1261	NATA# 1261
Site# 1254	Site# 25403	Site# 18217	Site# 25466	Site# 20794	Site# 25079 & 25289

Eurofins ARL Pty Ltd

ABN: 91 05 0159 898

Perth
46-48 Banksia Road
Welshpool
WA 6106
+61 8 6253 4444
NATA# 2377
Site# 2370

Eurofins Environment Testing NZ Ltd

NZBN: 9429046024954

Auckland	Auckland (Asb)	Christchurch	Tauranga
35 O'Rorke Road	Unit C1/4 Pacific Rise,	43 Detroit Drive	1277 Cameron Road,
Penrose,	Mount Wellington,	Rolleston,	Gate Pa,
Auckland 1061	Auckland 1061	Christchurch 7675	Tauranga 3112
+64 9 526 4551	+64 9 525 0568	+64 3 343 5201	+64 9 525 0568
IANZ# 1327	IANZ# 1308	IANZ# 1290	IANZ# 1402

Sample Receipt Advice

Company name:	Senversa Pty Ltd NSW
Contact name:	Julia Nicholson
Project name:	SMITHFIELD
Project ID:	21182
Turnaround time:	5 Day
Date/Time received	Feb 13, 2024 4:20 PM
Eurofins reference	1068199

Sample Information

✓	A detailed list of analytes logged into our LIMS, is included in the attached summary table.
✓	All samples have been received as described on the above COC.
✓	COC has been completed correctly.
✓	Attempt to chill was evident.
✓	Appropriately preserved sample containers have been used.
✓	All samples were received in good condition.
✓	Samples have been provided with adequate time to commence analysis in accordance with the relevant holding times.
✓	Appropriate sample containers have been used.
✓	Sample containers for volatile analysis received with zero headspace.
✗	Split sample sent to requested external lab.
✗	Some samples have been subcontracted.
N/A	Custody Seals intact (if used).

Notes

Received 2 pfas jar samples unlabeled, logged on hold as unlabeled sample. We not received sample QC200 analyzes cancel.

Contact

If you have any questions with respect to these samples, please contact your Analytical Services Manager:

Adam Bateup on phone : or by email: AdamBateup@eurofins.com

Results will be delivered electronically via email to Julia Nicholson - julia.nicholson@senversa.com.au.

Note: A copy of these results will also be delivered to the general Senversa Pty Ltd NSW email address.

eurofins

web: www.eurofins.com.au
email: EnviroSales@eurofins.com

Eurofins Environment Testing Australia Pty Ltd
ABN: 50 005 085 521

Melbourne	Geelong	Sydney	Canberra	Brisbane	Newcastle
6 Monterey Road	19/8 Lewalan Street	179 Magowar Road	Unit 1,2 Dacre Street	1/21 Smallwood Place	1/2 Frost Drive
Dandenong South	Grovedale	Girraween	Mitchell	Murarrie	Mayfield West
VIC 3175	VIC 3216	NSW 2145	ACT 2911	QLD 4172	NSW 2304
+61 3 8564 5000	+61 3 8564 5000	+61 2 9900 8400	+61 2 6113 8091	T: +61 7 3902 4600	+61 2 4968 8448
NATA# 1261	NATA# 1261	NATA# 1261	NATA# 1261	NATA# 1261	NATA# 1261
Site# 1254	Site# 25403	Site# 18217	Site# 25466	Site# 20794	Site# 25079 & 25289

Eurofins ARL Pty Ltd
ABN: 91 05 0159 898

Perth
46-48 Banksia Road
Welshpool
WA 6106
+61 8 6253 4444
NATA# 2377
Site# 2370

Eurofins Environment Testing NZ Ltd
NZBN: 9429046024954

Auckland	Auckland (Asb)	Christchurch	Tauranga
35 O'Rorke Road	Unit C1/4 Pacific Rise,	43 Detroit Drive	1277 Cameron Road,
Penrose,	Mount Wellington,	Rolleston,	Gate Pa,
Auckland 1061	Auckland 1061	Christchurch 7675	Tauranga 3112
+64 9 526 4551	+64 9 525 0568	+64 3 343 5201	+64 9 525 0568
IANZ# 1327	IANZ# 1308	IANZ# 1290	IANZ# 1402

Company Name: Senversa Pty Ltd NSW
Address: Level 24, 1 Market Street
SYDNEY
NSW 2000

Project Name: SMITHFIELD
Project ID: 21182

Order No.:
Report #: 1068199
Phone: 02 9994 8016
Fax: 03 9606 0074

Received: Feb 13, 2024 4:20 PM
Due: Feb 19, 2024
Priority: 5 Day
Contact Name: Julia Nicholson

Eurofins Analytical Services Manager : Adam Bateup

Sample Detail						Asbestos - AS4964	CANCELLED	HOLD	BTEX	Suite B13: OCP/PCB	Moisture Set	Eurofins Suite B7	Eurofins Suite SVV: SVOC/VOC	Per- and Polyfluoroalkyl Substances (PFASs)	BTEX
Sydney Laboratory - NATA # 1261 Site # 18217						X	X	X	X	X	X	X	X	X	X
External Laboratory															
No	**Sample ID**	**Sample Date**	**Sampling Time**	**Matrix**	**LAB ID**										
1	SB15-0-0.1	Feb 13, 2024		Soil	S24-Fe0031866	X				X	X	X	X	X	
2	SB16-0.1-0.2	Feb 13, 2024		Soil	S24-Fe0031867						X	X			
3	SB17-0-0.1	Feb 13, 2024		Soil	S24-Fe0031868						X	X			
4	SB18-0-0.1	Feb 13, 2024		Soil	S24-Fe0031869						X	X			
5	SB19-0.5-0.6	Feb 13, 2024		Soil	S24-Fe0031870						X	X			
6	SB20-0-0.1	Feb 13, 2024		Soil	S24-Fe0031871					X	X	X	X	X	
7	SB21-0.25-0.35	Feb 13, 2024		Soil	S24-Fe0031872						X	X			
8	MW06-0.0-0.1	Feb 13, 2024		Soil	S24-Fe0031873					X	X	X			
9	RISANTE 2	Feb 13, 2024		Water	S24-Fe0031874					X		X	X	X	
10	FB 2	Feb 13, 2024		Water	S24-Fe0031875									X	
11	TS	Feb 09, 2024		Water	S24-Fe0031876										X
12	TB	Feb 09, 2024		Water	S24-Fe0031877				X						

eurofins

web: www.eurofins.com.au
email: EnviroSales@eurofins.com

Eurofins Environment Testing Australia Pty Ltd
ABN: 50 005 085 521

Melbourne
6 Monterey Road
Dandenong South
VIC 3175
+61 3 8564 5000
NATA# 1261
Site# 1254

Geelong
19/8 Lewalan Street
Grovedale
VIC 3216
+61 3 8564 5000
NATA# 1261
Site# 25403

Sydney
179 Magowar Road
Girraween
NSW 2145
+61 2 9900 8400
NATA# 1261
Site# 18217

Canberra
Unit 1,2 Dacre Street
Mitchell
ACT 2911
+61 2 6113 8091
NATA# 1261
Site# 25466

Brisbane
1/21 Smallwood Place
Murarrie
QLD 4172
T: +61 7 3902 4600
NATA# 1261
Site# 20794

Newcastle
1/2 Frost Drive
Mayfield West
NSW 2304
+61 2 4968 8448
NATA# 1261
Site# 25079 & 25289

Eurofins ARL Pty Ltd
ABN: 91 05 0159 898

Perth
46-48 Banksia Road
Welshpool
WA 6106
+61 8 6253 4444
NATA# 2377
Site# 2370

Eurofins Environment Testing NZ Ltd
NZBN: 9429046024954

Auckland
35 O'Rorke Road
Penrose,
Auckland 1061
+64 9 526 4551
IANZ# 1327

Auckland (Asb)
Unit C1/4 Pacific Rise,
Mount Wellington,
Auckland 1061
+64 9 525 0568
IANZ# 1308

Christchurch
43 Detroit Drive
Rolleston,
Christchurch 7675
+64 3 343 5201
IANZ# 1290

Tauranga
1277 Cameron Road,
Gate Pa,
Tauranga 3112
+64 9 525 0568
IANZ# 1402

Company Name: Senversa Pty Ltd NSW
Address: Level 24, 1 Market Street
SYDNEY
NSW 2000

Project Name: SMITHFIELD
Project ID: 21182

Order No.:
Report #: 1068199
Phone: 02 9994 8016
Fax: 03 9606 0074

Received: Feb 13, 2024 4:20 PM
Due: Feb 19, 2024
Priority: 5 Day
Contact Name: Julia Nicholson

Eurofins Analytical Services Manager : Adam Bateup

Sample Detail						Asbestos - AS4964	CANCELLED	HOLD	BTEX	Suite B13: OCP/PCB	Moisture Set	Eurofins Suite B7	Eurofins Suite SVV: SVOC/VOC	Per- and Polyfluoroalkyl Substances (PFASs)	BTEX
Sydney Laboratory - NATA # 1261 Site # 18217						X	X	X	X	X	X	X	X	X	X
13	QC200-CANCEL	Feb 05, 2024		Soil	S24-Fe0031878		X								
14	SB15-0.2-0.3	Feb 13, 2024		Soil	S24-Fe0031879			X							
15	SB15-0.9-1.0	Feb 13, 2024		Soil	S24-Fe0031880			X							
16	SB15-1.0-.1.1	Feb 13, 2024		Soil	S24-Fe0031881			X							
17	SB16-0-0.1	Feb 13, 2024		Soil	S24-Fe0031882			X							
18	SB16-0.6-0.7	Feb 13, 2024		Soil	S24-Fe0031883			X							
19	SB16-1.3-1.4	Feb 13, 2024		Soil	S24-Fe0031884			X							
20	SB17-0.5-0.6	Feb 13, 2024		Soil	S24-Fe0031885			X							
21	SB17-1-1.1	Feb 13, 2024		Soil	S24-Fe0031886			X							
22	SB18-0.1-0.2	Feb 13, 2024		Soil	S24-Fe0031887			X							
23	SB18-0.9-1.0	Feb 13, 2024		Soil	S24-Fe0031888			X							
24	SB19-0.1-0.2	Feb 13, 2024		Soil	S24-Fe0031889			X							
25	SB19-1.0-1.1	Feb 13, 2024		Soil	S24-Fe0031890			X							
26	SB19-2.0-2.1	Feb 13, 2024		Soil	S24-Fe0031891			X							
27	SB20-0.5-0.6	Feb 13, 2024		Soil	S24-Fe0031892			X							

eurofins

web: www.eurofins.com.au
email: EnviroSales@eurofins.com

Eurofins Environment Testing Australia Pty Ltd
ABN: 50 005 085 521

Melbourne	Geelong	Sydney	Canberra	Brisbane	Newcastle
6 Monterey Road	19/8 Lewalan Street	179 Magowar Road	Unit 1,2 Dacre Street	1/21 Smallwood Place	1/2 Frost Drive
Dandenong South	Grovedale	Girraween	Mitchell	Murarrie	Mayfield West
VIC 3175	VIC 3216	NSW 2145	ACT 2911	QLD 4172	NSW 2304
+61 3 8564 5000	+61 3 8564 5000	+61 2 9900 8400	+61 2 6113 8091	T: +61 7 3902 4600	+61 2 4968 8448
NATA# 1261	NATA# 1261	NATA# 1261	NATA# 1261	NATA# 1261	NATA# 1261
Site# 1254	Site# 25403	Site# 18217	Site# 25466	Site# 20794	Site# 25079 & 25289

Eurofins ARL Pty Ltd
ABN: 91 05 0159 898

Perth
46-48 Banksia Road
Welshpool
WA 6106
+61 8 6253 4444
NATA# 2377
Site# 2370

Eurofins Environment Testing NZ Ltd
NZBN: 9429046024954

Auckland	Auckland (Asb)	Christchurch	Tauranga
35 O'Rorke Road	Unit C1/4 Pacific Rise,	43 Detroit Drive	1277 Cameron Road,
Penrose,	Mount Wellington,	Rolleston,	Gate Pa,
Auckland 1061	Auckland 1061	Christchurch 7675	Tauranga 3112
+64 9 526 4551	+64 9 525 0568	+64 3 343 5201	+64 9 525 0568
IANZ# 1327	IANZ# 1308	IANZ# 1290	IANZ# 1402

Company Name: Senversa Pty Ltd NSW
Address: Level 24, 1 Market Street
SYDNEY
NSW 2000

Project Name: SMITHFIELD
Project ID: 21182

Order No.:
Report #: 1068199
Phone: 02 9994 8016
Fax: 03 9606 0074

Received: Feb 13, 2024 4:20 PM
Due: Feb 19, 2024
Priority: 5 Day
Contact Name: Julia Nicholson

Eurofins Analytical Services Manager : Adam Bateup

Sample Detail						Asbestos - AS4964	CANCELLED	HOLD	BTEX	Suite B13: OCP/PCB	Moisture Set	Eurofins Suite B7	Eurofins Suite SVV: SVOC/VOC	Per- and Polyfluoroalkyl Substances (PFASs)	BTEX
Sydney Laboratory - NATA # 1261 Site # 18217						X	X	X	X	X	X	X	X	X	X
28	SB20-1.0-1.1	Feb 13, 2024		Soil	S24-Fe0031893			X							
29	SB20-1.9-2.0	Feb 13, 2024		Soil	S24-Fe0031894			X							
30	SB21-0.4-0.5	Feb 13, 2024		Soil	S24-Fe0031895			X							
31	SB21-1.0-1.1	Feb 13, 2024		Soil	S24-Fe0031896			X							
32	SB21-2.0-2.1	Feb 13, 2024		Soil	S24-Fe0031897			X							
33	MW06-0.5-0.6	Feb 13, 2024		Soil	S24-Fe0031898			X							
34	MW06-1.0-1.1	Feb 13, 2024		Soil	S24-Fe0031899			X							
35	MW06-1.5-1.6	Feb 13, 2024		Soil	S24-Fe0031900			X							
36	MW06-2.0-2.1	Feb 13, 2024		Soil	S24-Fe0031901			X							
37	MW06-3.0-3.1	Feb 13, 2024		Soil	S24-Fe0031902			X							
38	MW06-4.0-4.1	Feb 13, 2024		Soil	S24-Fe0031903			X							
39	UNLABELLED	Feb 13, 2024		Soil	S24-Fe0032130			X							
Test Counts						1	1	26	1	4	8	9	3	4	1

NATA Accredited
Accreditation Number 1261
Site Number 18217

Accredited for compliance with ISO/IEC 17025–Testing
NATA is a signatory to the ILAC Mutual Recognition Arrangement for the mutual recognition of the equivalence of testing, medical testing, calibration, inspection, proficiency testing scheme providers and reference materials producers reports and certificates.

Senversa Pty Ltd NSW
Level 24, 1 Market Street
SYDNEY
NSW 2000

Attention:	Julia Nicholson
Report	1068199-AID
Project Name	SMITHFIELD
Project ID	21182
Received Date	Feb 13, 2024
Date Reported	Feb 21, 2024

Methodology:

Asbestos Fibre Identification	Conducted in accordance with the Australian Standard AS 4964 – 2004: Method for the Qualitative Identification of Asbestos in Bulk Samples and in-house Method LTM-ASB-8020 by polarised light microscopy (PLM) and dispersion staining (DS) techniques. *NOTE: Positive Trace Analysis results indicate the sample contains detectable respirable fibres.*
Unknown Mineral Fibres	Mineral fibres of unknown type, as determined by PLM with DS, may require another analytical technique, such as Electron Microscopy, to confirm unequivocal identity. *NOTE: While Actinolite, Anthophyllite and Tremolite asbestos may be detected by PLM with DS, due to variability in the optical properties of these materials, AS4964 requires that these are reported as UMF unless confirmed by an independent technique.*
Subsampling Soil Samples	The whole sample submitted is first dried and then passed through a 10mm sieve followed by a 2mm sieve. All fibrous matter greater than 10mm, greater than 2mm as well as the material passing through the 2mm sieve are retained and analysed for the presence of asbestos. If the sub 2mm fraction is greater than approximately 30 to 60g then a sub-sampling routine based on ISO 3082:2009(E) is employed. *NOTE: Depending on the nature and size of the soil sample, the sub-2 mm residue material may need to be sub-sampled for trace analysis, in accordance with AS 4964-2004.*
Bonded asbestos-containing material (ACM)	The material is first examined and any fibres isolated for identification by PLM and DS. Where required, interfering matrices may be removed by disintegration using a range of heat, chemical or physical treatments, possibly in combination.The resultant material is then further examined in accordance with AS 4964 - 2004. *NOTE: Even after disintegration it may be difficult to detect the presence of asbestos in some asbestos-containing bulk materials using PLM and DS. This is due to the low grade or small length or diameter of the asbestos fibres present in the material, or to the fact that very fine fibres have been distributed intimately throughout the materials. Vinyl/asbestos floor tiles, some asbestos-containing sealants and mastics, asbestos-containing epoxy resins and some ore samples are examples of these types of material, which are difficult to analyse.*
Limit of Reporting	The performance limitation of the AS 4964 (2004) method for non-homogeneous samples is around 0.1 g/kg (equivalent to 0.01% (w/w)). Where no asbestos is found by PLM and DS, including Trace Analysis, this is considered to be at the nominal reporting limit of 0.01% (w/w). The NEPM screening level of 0.001% (w/w) is intended as an on-site determination, not a laboratory Limit of Reporting (LOR), per se. Examination of a large sample size (e.g. 500 mL) may improve the likelihood of detecting asbestos, particularly AF, to aid assessment against the NEPM criteria. Gravimetric determinations to this level of accuracy are outside of AS 4964 and hence NATA Accreditation does not cover the performance of this service (non-NATA results shown with an asterisk). *NOTE: NATA News March 2014, p.7, states in relation to AS 4964: "This is a qualitative method with a nominal reporting limit of 0.01 % " and that currently in Australia "there is no validated method available for the quantification of asbestos".This report is consistent with the analytical procedures and reporting recommendations in the NEPM and the WA DoH.*

Project Name SMITHFIELD
Project ID 21182
Date Sampled Feb 13, 2024
Report 1068199-AID

Client Sample ID	Eurofins Sample No.	Date Sampled	Sample Description	Result
SB15-0-0.1	24-Fe0031866	Feb 13, 2024	Approximate Sample 657g Sample consisted of: Brown fine-grained clayey soil and rocks	No asbestos detected at the reporting limit of 0.01% w/w. Organic fibre detected. No trace asbestos detected.

Sample History

Where samples are submitted/analysed over several days, the last date of extraction is reported.

If the date and time of sampling are not provided, the Laboratory will not be responsible for compromised results should testing be performed outside the recommended holding time.

Description	Testing Site	Extracted	Holding Time
Asbestos - LTM-ASB-8020	Sydney	Feb 14, 2024	Indefinite

eurofins

web: www.eurofins.com.au
email: EnviroSales@eurofins.com

Eurofins Environment Testing Australia Pty Ltd
ABN: 50 005 085 521

Melbourne	Geelong	Sydney	Canberra	Brisbane	Newcastle
6 Monterey Road	19/8 Lewalan Street	179 Magowar Road	Unit 1,2 Dacre Street	1/21 Smallwood Place	1/2 Frost Drive
Dandenong South	Grovedale	Girraween	Mitchell	Murarrie	Mayfield West
VIC 3175	VIC 3216	NSW 2145	ACT 2911	QLD 4172	NSW 2304
+61 3 8564 5000	+61 3 8564 5000	+61 2 9900 8400	+61 2 6113 8091	T: +61 7 3902 4600	+61 2 4968 8448
NATA# 1261	NATA# 1261	NATA# 1261	NATA# 1261	NATA# 1261	NATA# 1261
Site# 1254	Site# 25403	Site# 18217	Site# 25466	Site# 20794	Site# 25079 & 25289

Eurofins ARL Pty Ltd
ABN: 91 05 0159 898

Perth
46-48 Banksia Road
Welshpool
WA 6106
+61 8 6253 4444
NATA# 2377
Site# 2370

Eurofins Environment Testing NZ Ltd
NZBN: 9429046024954

Auckland	Auckland (Asb)	Christchurch	Tauranga
35 O'Rorke Road	Unit C1/4 Pacific Rise,	43 Detroit Drive	1277 Cameron Road,
Penrose,	Mount Wellington,	Rolleston,	Gate Pa,
Auckland 1061	Auckland 1061	Christchurch 7675	Tauranga 3112
+64 9 526 4551	+64 9 525 0568	+64 3 343 5201	+64 9 525 0568
IANZ# 1327	IANZ# 1308	IANZ# 1290	IANZ# 1402

Company Name: Senversa Pty Ltd NSW
Address: Level 24, 1 Market Street
SYDNEY
NSW 2000

Project Name: SMITHFIELD
Project ID: 21182

Order No.:
Report #: 1068199
Phone: 02 9994 8016
Fax: 03 9606 0074

Received: Feb 13, 2024 4:20 PM
Due: Feb 19, 2024
Priority: 5 Day
Contact Name: Julia Nicholson

Eurofins Analytical Services Manager : Adam Bateup

Sample Detail						Asbestos - AS4964	CANCELLED	HOLD	BTEX	Suite B13: OCP/PCB	Moisture Set	Eurofins Suite B7	Eurofins Suite SVV: SVOC/VOC	Per- and Polyfluoroalkyl Substances (PFASs)	BTEX
Sydney Laboratory - NATA # 1261 Site # 18217						X	X	X	X	X	X	X	X	X	X
External Laboratory															
No	**Sample ID**	**Sample Date**	**Sampling Time**	**Matrix**	**LAB ID**										
1	SB15-0-0.1	Feb 13, 2024		Soil	S24-Fe0031866	X				X	X	X	X	X	
2	SB16-0.1-0.2	Feb 13, 2024		Soil	S24-Fe0031867						X	X			
3	SB17-0-0.1	Feb 13, 2024		Soil	S24-Fe0031868						X	X			
4	SB18-0-0.1	Feb 13, 2024		Soil	S24-Fe0031869						X	X			
5	SB19-0.5-0.6	Feb 13, 2024		Soil	S24-Fe0031870						X	X			
6	SB20-0-0.1	Feb 13, 2024		Soil	S24-Fe0031871					X	X	X	X	X	
7	SB21-0.25-0.35	Feb 13, 2024		Soil	S24-Fe0031872						X	X			
8	MW06-0.0-0.1	Feb 13, 2024		Soil	S24-Fe0031873					X	X	X			
9	RISANTE 2	Feb 13, 2024		Water	S24-Fe0031874					X		X	X	X	
10	FB 2	Feb 13, 2024		Water	S24-Fe0031875									X	
11	TS	Feb 09, 2024		Water	S24-Fe0031876										X
12	TB	Feb 09, 2024		Water	S24-Fe0031877				X						

eurofins

web: www.eurofins.com.au
email: EnviroSales@eurofins.com

Eurofins Environment Testing Australia Pty Ltd
ABN: 50 005 085 521

Melbourne	Geelong	Sydney	Canberra	Brisbane	Newcastle
6 Monterey Road	19/8 Lewalan Street	179 Magowar Road	Unit 1,2 Dacre Street	1/21 Smallwood Place	1/2 Frost Drive
Dandenong South	Grovedale	Girraween	Mitchell	Murarrie	Mayfield West
VIC 3175	VIC 3216	NSW 2145	ACT 2911	QLD 4172	NSW 2304
+61 3 8564 5000	+61 3 8564 5000	+61 2 9900 8400	+61 2 6113 8091	T: +61 7 3902 4600	+61 2 4968 8448
NATA# 1261	NATA# 1261	NATA# 1261	NATA# 1261	NATA# 1261	NATA# 1261
Site# 1254	Site# 25403	Site# 18217	Site# 25466	Site# 20794	Site# 25079 & 25289

Eurofins ARL Pty Ltd
ABN: 91 05 0159 898

Perth
46-48 Banksia Road
Welshpool
WA 6106
+61 8 6253 4444
NATA# 2377
Site# 2370

Eurofins Environment Testing NZ Ltd
NZBN: 9429046024954

Auckland	Auckland (Asb)	Christchurch	Tauranga
35 O'Rorke Road	Unit C1/4 Pacific Rise,	43 Detroit Drive	1277 Cameron Road,
Penrose,	Mount Wellington,	Rolleston,	Gate Pa,
Auckland 1061	Auckland 1061	Christchurch 7675	Tauranga 3112
+64 9 526 4551	+64 9 525 0568	+64 3 343 5201	+64 9 525 0568
IANZ# 1327	IANZ# 1308	IANZ# 1290	IANZ# 1402

Company Name: Senversa Pty Ltd NSW
Address: Level 24, 1 Market Street
SYDNEY
NSW 2000

Project Name: SMITHFIELD
Project ID: 21182

Order No.:
Report #: 1068199
Phone: 02 9994 8016
Fax: 03 9606 0074

Received: Feb 13, 2024 4:20 PM
Due: Feb 19, 2024
Priority: 5 Day
Contact Name: Julia Nicholson

Eurofins Analytical Services Manager : Adam Bateup

Sample Detail						Asbestos - AS4964	CANCELLED	HOLD	BTEX	Suite B13: OCP/PCB	Moisture Set	Eurofins Suite B7	Eurofins Suite SVV: SVOC/VOC	Per- and Polyfluoroalkyl Substances (PFASs)	BTEX
Sydney Laboratory - NATA # 1261 Site # 18217						X	X	X	X	X	X	X	X	X	X
13	QC200-CANCEL	Feb 05, 2024		Soil	S24-Fe0031878		X								
14	SB15-0.2-0.3	Feb 13, 2024		Soil	S24-Fe0031879			X							
15	SB15-0.9-1.0	Feb 13, 2024		Soil	S24-Fe0031880			X							
16	SB15-1.0-.1.1	Feb 13, 2024		Soil	S24-Fe0031881			X							
17	SB16-0-0.1	Feb 13, 2024		Soil	S24-Fe0031882			X							
18	SB16-0.6-0.7	Feb 13, 2024		Soil	S24-Fe0031883			X							
19	SB16-1.3-1.4	Feb 13, 2024		Soil	S24-Fe0031884			X							
20	SB17-0.5-0.6	Feb 13, 2024		Soil	S24-Fe0031885			X							
21	SB17-1-1.1	Feb 13, 2024		Soil	S24-Fe0031886			X							
22	SB18-0.1-0.2	Feb 13, 2024		Soil	S24-Fe0031887			X							
23	SB18-0.9-1.0	Feb 13, 2024		Soil	S24-Fe0031888			X							
24	SB19-0.1-0.2	Feb 13, 2024		Soil	S24-Fe0031889			X							
25	SB19-1.0-1.1	Feb 13, 2024		Soil	S24-Fe0031890			X							
26	SB19-2.0-2.1	Feb 13, 2024		Soil	S24-Fe0031891			X							
27	SB20-0.5-0.6	Feb 13, 2024		Soil	S24-Fe0031892			X							

eurofins

web: www.eurofins.com.au
email: EnviroSales@eurofins.com

Eurofins Environment Testing Australia Pty Ltd
ABN: 50 005 085 521

Melbourne	Geelong	Sydney	Canberra	Brisbane	Newcastle
6 Monterey Road	19/8 Lewalan Street	179 Magowar Road	Unit 1,2 Dacre Street	1/21 Smallwood Place	1/2 Frost Drive
Dandenong South	Grovedale	Girraween	Mitchell	Murarrie	Mayfield West
VIC 3175	VIC 3216	NSW 2145	ACT 2911	QLD 4172	NSW 2304
+61 3 8564 5000	+61 3 8564 5000	+61 2 9900 8400	+61 2 6113 8091	T: +61 7 3902 4600	+61 2 4968 8448
NATA# 1261	NATA# 1261	NATA# 1261	NATA# 1261	NATA# 1261	NATA# 1261
Site# 1254	Site# 25403	Site# 18217	Site# 25466	Site# 20794	Site# 25079 & 25289

Eurofins ARL Pty Ltd
ABN: 91 05 0159 898

Perth
46-48 Banksia Road
Welshpool
WA 6106
+61 8 6253 4444
NATA# 2377
Site# 2370

Eurofins Environment Testing NZ Ltd
NZBN: 9429046024954

Auckland	Auckland (Asb)	Christchurch	Tauranga
35 O'Rorke Road	Unit C1/4 Pacific Rise,	43 Detroit Drive	1277 Cameron Road,
Penrose,	Mount Wellington,	Rolleston,	Gate Pa,
Auckland 1061	Auckland 1061	Christchurch 7675	Tauranga 3112
+64 9 526 4551	+64 9 525 0568	+64 3 343 5201	+64 9 525 0568
IANZ# 1327	IANZ# 1308	IANZ# 1290	IANZ# 1402

Company Name: Senversa Pty Ltd NSW
Address: Level 24, 1 Market Street
SYDNEY
NSW 2000

Project Name: SMITHFIELD
Project ID: 21182

Order No.:
Report #: 1068199
Phone: 02 9994 8016
Fax: 03 9606 0074

Received: Feb 13, 2024 4:20 PM
Due: Feb 19, 2024
Priority: 5 Day
Contact Name: Julia Nicholson

Eurofins Analytical Services Manager : Adam Bateup

Sample Detail						Asbestos - AS4964	CANCELLED	HOLD	BTEX	Suite B13: OCP/PCB	Moisture Set	Eurofins Suite B7	Eurofins Suite SVV: SVOC/VOC	Per- and Polyfluoroalkyl Substances (PFASs)	BTEX
Sydney Laboratory - NATA # 1261 Site # 18217						X	X	X	X	X	X	X	X	X	X
28	SB20-1.0-1.1	Feb 13, 2024		Soil	S24-Fe0031893			X							
29	SB20-1.9-2.0	Feb 13, 2024		Soil	S24-Fe0031894			X							
30	SB21-0.4-0.5	Feb 13, 2024		Soil	S24-Fe0031895			X							
31	SB21-1.0-1.1	Feb 13, 2024		Soil	S24-Fe0031896			X							
32	SB21-2.0-2.1	Feb 13, 2024		Soil	S24-Fe0031897			X							
33	MW06-0.5-0.6	Feb 13, 2024		Soil	S24-Fe0031898			X							
34	MW06-1.0-1.1	Feb 13, 2024		Soil	S24-Fe0031899			X							
35	MW06-1.5-1.6	Feb 13, 2024		Soil	S24-Fe0031900			X							
36	MW06-2.0-2.1	Feb 13, 2024		Soil	S24-Fe0031901			X							
37	MW06-3.0-3.1	Feb 13, 2024		Soil	S24-Fe0031902			X							
38	MW06-4.0-4.1	Feb 13, 2024		Soil	S24-Fe0031903			X							
39	UNLABELLED	Feb 13, 2024		Soil	S24-Fe0032130			X							
Test Counts						1	1	26	1	4	8	9	3	4	1

Internal Quality Control Review and Glossary General

1. QC data may be available on request.
2. All soil results are reported on a dry basis, unless otherwise stated.
3. Samples were analysed on an 'as received' basis.
4. Information identified on this report with the colour **blue** indicates data provided by customer that may have an impact on the results.
5. This report replaces any interim results previously issued.

Holding Times

Please refer to the most recent version of the 'Sample Preservation and Container Guide' for holding times (QS3001).
If the Laboratory did not receive the information in the required timeframe, and regardless of any other integrity issues, suitably qualified results may still be reported. Holding times apply from the date of sampling, therefore compliance to these may be outside the laboratory's control.

Units

% w/w:	Percentage weight-for-weight basis, e.g. of asbestos in asbestos-containing finds in soil samples (**% w/w**)
F/fld	Airborne fibre filter loading as Fibres (**N**) per Fields counted (**n**)
F/mL	Airborne fibre reported concentration as Fibres per millilitre of air drawn over the sampler membrane (**C**)
g, kg	Mass, e.g. of whole sample (**M**) or asbestos-containing find within the sample (**m**)
g/kg	Concentration in grams per kilogram
L, mL	Volume, e.g. of air as measured in AFM (**V** = **r** x **t**)
L/min	Airborne fibre sampling Flowrate as litres per minute of air drawn over the sampler membrane (**r**)
min	Time (**t**), e.g. of air sample collection period

Calculations

Airborne Fibre Concentration: $C = \left(\frac{A}{a}\right) \times \left(\frac{N}{n}\right) \times \left(\frac{1}{r}\right) \times \left(\frac{1}{t}\right) = K \times \left(\frac{N}{n}\right) \times \left(\frac{1}{V}\right)$

Asbestos Content (as asbestos): $\%\, w/w = \frac{(m \times P_A)}{M}$

Weighted Average (of asbestos): $\%_{WA} = \sum \frac{(m \times P_A)_x}{x}$

Terms

%asbestos	Estimated percentage of asbestos in a given matrix may be derived from knowledge or experience of the material, informed by HSG264 *Appendix 2*, else assumed to be 15% in accordance with WA DOH *Appendix 2* (**P_A**). This estimate is not NATA-accredited.
ACM	Asbestos Containing Materials. Asbestos contained within a non-asbestos matrix, typically presented in bonded (non-friable) condition. For the purposes of the NEPM and WA DOH, ACM corresponds to material larger than 7 mm x 7 mm.
AF	Asbestos Fines. Asbestos contamination within a soil sample, as defined by WA DOH. Includes loose fibre bundles and small pieces of friable and non-friable material such as asbestos cement fragments mixed with soil. Considered under the NEPM as equivalent to “non-bonded / friable”.
AFM	Airborne Fibre Monitoring, e.g., by the MFM.
Amosite	Amosite Asbestos Detected. Amosite may also refer to Fibrous Grunerite or Brown Asbestos. Identified in accordance with AS 4964-2004.
AS	Australian Standard.
Asbestos Content (as asbestos)	Total %w/w asbestos content in asbestos-containing finds in a soil sample (**% w/w**).
Chrysotile	Chrysotile Asbestos Detected. Chrysotile may also refer to Fibrous Serpentine or White Asbestos. Identified in accordance with AS 4964-2004.
COC	Chain of Custody.
Crocidolite	Crocidolite Asbestos Detected. Crocidolite may also refer to Fibrous Riebeckite or Blue Asbestos. Identified in accordance with AS 4964-2004.
Dry	Sample is dried by heating prior to analysis.
DS	Dispersion Staining. Technique required for Unequivocal Identification of asbestos fibres by PLM.
FA	Fibrous Asbestos. Asbestos containing material that is wholly or in part friable, including materials with higher asbestos content with a propensity to become friable with handling, and any material that was previously non-friable and in a severely degraded condition. For the purposes of the NEPM and WA DOH, FA generally corresponds to material larger than 7 mm x 7 mm, although FA may be more difficult to visibly distinguish and may be assessed as AF.
Fibre Count	Total of all fibres (whether asbestos or not) meeting the counting criteria set out in the NOHSC:3003
Fibre ID	Fibre Identification. Unequivocal identification of asbestos fibres according to AS 4964-2004. Includes Chrysotile, Amosite (Grunerite) or Crocidolite asbestos.
Friable	Asbestos-containing materials of any size that may be broken or crumbled by hand pressure. For the purposes of the NEPM, this includes both AF and FA. It is outside of the laboratory’s remit to assess degree of friability.
HSG248	UK HSE HSG248, *Asbestos: The Analysts Guide*, 2nd Edition (2021).
HSG264	UK HSE HSG264, *Asbestos: The Survey Guide* (2012).
ISO (also ISO/IEC)	International Organization for Standardization / International Electrotechnical Commission.
K Factor	Microscope constant (**K**) as derived from the effective filter area of the given AFM membrane used for collecting the sample (**A**) and the projected eyepiece graticule area of the specific microscope used for the analysis (**a**).
LOR	Limit of Reporting.
MFM (also NOHSC:3003)	Membrane Filter Method. As described by the Australian Government National Occupational Health and Safety Commission, *Guidance Note on the Membrane Filter Method for Estimating Airborne Asbestos Fibres*, 2nd Edition [NOHSC:3003(2005)].
NEPM (also ASC NEPM)	National Environment Protection (Assessment of Site Contamination) Measure, (2013, as amended).
Organic	Organic Fibres Detected. Organic may refer to Natural or Man-Made Polymeric Fibres. Identified in accordance with AS 4964-2004.
PCM	Phase Contrast Microscopy. As used for Fibre Counting according to the MFM.
PLM	Polarised Light Microscopy. As used for Fibre Identification and Trace Analysis according to AS 4964-2004.
Sampling	Unless otherwise stated Eurofins are not responsible for sampling equipment or the sampling process.
SMF	Synthetic Mineral Fibre Detected. SMF may also refer to Man Made Vitreous Fibres. Identified in accordance with AS 4964-2004.
SRA	Sample Receipt Advice.
Trace Analysis	Analytical procedure used to detect the presence of respirable fibres (particularly asbestos) in a given sample matrix.
UK HSE HSG	United Kingdom, Health and Safety Executive, Health and Safety Guidance, publication.
UMF	Unidentified Mineral Fibre Detected. Fibrous minerals that are detected but have not been unequivocally identified by PLM with DS according the AS 4964-2004. May include (but not limited to) Actinolite, Anthophyllite or Tremolite asbestos.
WA DOH	Reference document for the NEPM. Government of Western Australia, *Guidelines for the Assessment, Remediation and Management of Asbestos-Contaminated Sites in Western Australia* (updated 2021), including Appendix Four: *Laboratory analysis*
Weighted Average	Combined average %w/w asbestos content of all asbestos-containing finds in the given aliquot or total soil sample (**$\%_{WA}$**).

Comments

Sample Integrity

Custody Seals Intact (if used)	N/A
Attempt to Chill was evident	Yes
Sample correctly preserved	Yes
Appropriate sample containers have been used	Yes
Sample containers for volatile analysis received with minimal headspace	Yes
Samples received within HoldingTime	Yes
Some samples have been subcontracted	No

Asbestos Counter/Identifier:

Chamath JHM Annakkage	Senior Analyst-Asbestos

Authorised by:

Sayeed Abu	Senior Analyst-Asbestos



Glenn Jackson
Managing Director

Final Report – this report replaces any previously issued Report

- Indicates Not Requested

* Indicates NATA accreditation does not cover the performance of this service

Measurement uncertainty of test data is available on request or please click here.

Eurofins shall not be liable for loss, cost, damages or expenses incurred by the client, or any other person or company, resulting from the use of any information or interpretation given in this report. In no case shall Eurofins be liable for consequential damages including, but not limited to, lost profits, damages for failure to meet deadlines and lost production arising from this report. This document shall not be reproduced except in full and relates only to the items tested. Unless indicated otherwise, the tests were performed on the samples as received.

Senversa Pty Ltd NSW
Level 24, 1 Market Street
SYDNEY
NSW 2000

NATA Accredited
Accreditation Number 1261
Site Number 18217

Accredited for compliance with ISO/IEC 17025 – Testing
NATA is a signatory to the ILAC Mutual Recognition Arrangement for the mutual recognition of the equivalence of testing, medical testing, calibration, inspection, proficiency testing scheme providers and reference materials producers reports and certificates.

Attention: **Julia Nicholson**

Report **1068199-S**
Project name SMITHFIELD
Project ID 21182
Received Date Feb 13, 2024

Client Sample ID			**SB15-0-0.1**	**SB16-0.1-0.2**	**SB17-0-0.1**	**SB18-0-0.1**
Sample Matrix			**Soil**	**Soil**	**Soil**	**Soil**
Eurofins Sample No.			**S24-Fe0031866**	**S24-Fe0031867**	**S24-Fe0031868**	**S24-Fe0031869**
Date Sampled			**Feb 13, 2024**	**Feb 13, 2024**	**Feb 13, 2024**	**Feb 13, 2024**
Test/Reference	LOR	Unit				
Total Recoverable Hydrocarbons						
TRH C6-C9	20	mg/kg	< 20	< 20	< 20	< 20
TRH C10-C14	20	mg/kg	< 20	< 20	< 20	< 20
TRH C15-C28	50	mg/kg	< 50	< 50	< 50	< 50
TRH C29-C36	50	mg/kg	< 50	< 50	< 50	< 50
TRH C10-C36 (Total)	50	mg/kg	< 50	< 50	< 50	< 50
TRH C6-C10	20	mg/kg	< 20	< 20	< 20	< 20
TRH C6-C10 less BTEX (F1)[N04]	20	mg/kg	< 20	< 20	< 20	< 20
TRH >C10-C16	50	mg/kg	< 50	< 50	< 50	< 50
TRH >C10-C16 less Naphthalene (F2)[N01]	50	mg/kg	< 50	< 50	< 50	< 50
TRH >C16-C34	100	mg/kg	< 100	< 100	< 100	< 100
TRH >C34-C40	100	mg/kg	< 100	< 100	< 100	< 100
TRH >C10-C40 (total)*	100	mg/kg	< 100	< 100	< 100	< 100
BTEX						
Benzene	0.1	mg/kg	< 0.1	< 0.1	< 0.1	< 0.1
Toluene	0.1	mg/kg	< 0.1	< 0.1	< 0.1	< 0.1
Ethylbenzene	0.1	mg/kg	< 0.1	< 0.1	< 0.1	< 0.1
m&p-Xylenes	0.2	mg/kg	< 0.2	< 0.2	< 0.2	< 0.2
o-Xylene	0.1	mg/kg	< 0.1	< 0.1	< 0.1	< 0.1
Xylenes - Total*	0.3	mg/kg	< 0.3	< 0.3	< 0.3	< 0.3
4-Bromofluorobenzene (surr.)	1	%	109	121	77	87
Volatile Organics						
1.1-Dichloroethane	0.5	mg/kg	< 0.5	-	-	-
1.1-Dichloroethene	0.5	mg/kg	< 0.5	-	-	-
1.1.1-Trichloroethane	0.5	mg/kg	< 0.5	-	-	-
1.1.1.2-Tetrachloroethane	0.5	mg/kg	< 0.5	-	-	-
1.1.2-Trichloroethane	0.5	mg/kg	< 0.5	-	-	-
1.1.2.2-Tetrachloroethane	0.5	mg/kg	< 0.5	-	-	-
1.2-Dibromoethane	0.5	mg/kg	< 0.5	-	-	-
1.2-Dichlorobenzene	0.5	mg/kg	< 0.5	-	-	-
1.2-Dichloroethane	0.5	mg/kg	< 0.5	-	-	-
1.2-Dichloropropane	0.5	mg/kg	< 0.5	-	-	-
1.2.3-Trichloropropane	0.5	mg/kg	< 0.5	-	-	-
1.2.4-Trimethylbenzene	0.5	mg/kg	< 0.5	-	-	-
1.3-Dichlorobenzene	0.5	mg/kg	< 0.5	-	-	-
1.3-Dichloropropane	0.5	mg/kg	< 0.5	-	-	-

Client Sample ID			SB15-0-0.1	SB16-0.1-0.2	SB17-0-0.1	SB18-0-0.1
Sample Matrix			Soil	Soil	Soil	Soil
Eurofins Sample No.			S24-Fe0031866	S24-Fe0031867	S24-Fe0031868	S24-Fe0031869
Date Sampled			Feb 13, 2024	Feb 13, 2024	Feb 13, 2024	Feb 13, 2024
Test/Reference	LOR	Unit				
Volatile Organics						
1.3.5-Trimethylbenzene	0.5	mg/kg	< 0.5	-	-	-
1.4-Dichlorobenzene	0.5	mg/kg	< 0.5	-	-	-
2-Butanone (MEK)	0.5	mg/kg	< 0.5	-	-	-
2-Propanone (Acetone)	0.5	mg/kg	< 0.5	-	-	-
4-Chlorotoluene	0.5	mg/kg	< 0.5	-	-	-
4-Methyl-2-pentanone (MIBK)	0.5	mg/kg	< 0.5	-	-	-
Allyl chloride	0.5	mg/kg	< 0.5	-	-	-
Benzene	0.1	mg/kg	< 0.1	-	-	-
Bromobenzene	0.5	mg/kg	< 0.5	-	-	-
Bromochloromethane	0.5	mg/kg	< 0.5	-	-	-
Bromodichloromethane	0.5	mg/kg	< 0.5	-	-	-
Bromoform	0.5	mg/kg	< 0.5	-	-	-
Bromomethane	0.5	mg/kg	< 0.5	-	-	-
Carbon disulfide	0.5	mg/kg	< 0.5	-	-	-
Carbon Tetrachloride	0.5	mg/kg	< 0.5	-	-	-
Chlorobenzene	0.5	mg/kg	< 0.5	-	-	-
Chloroethane	0.5	mg/kg	< 0.5	-	-	-
Chloroform	0.5	mg/kg	< 0.5	-	-	-
Chloromethane	0.5	mg/kg	< 0.5	-	-	-
cis-1.2-Dichloroethene	0.5	mg/kg	< 0.5	-	-	-
cis-1.3-Dichloropropene	0.5	mg/kg	< 0.5	-	-	-
Dibromochloromethane	0.5	mg/kg	< 0.5	-	-	-
Dibromomethane	0.5	mg/kg	< 0.5	-	-	-
Dichlorodifluoromethane	0.5	mg/kg	< 0.5	-	-	-
Ethylbenzene	0.1	mg/kg	< 0.1	-	-	-
Iodomethane	0.5	mg/kg	< 0.5	-	-	-
Isopropyl benzene (Cumene)	0.5	mg/kg	< 0.5	-	-	-
m&p-Xylenes	0.2	mg/kg	< 0.2	-	-	-
Methylene Chloride	0.5	mg/kg	< 0.5	-	-	-
o-Xylene	0.1	mg/kg	< 0.1	-	-	-
Styrene	0.5	mg/kg	< 0.5	-	-	-
Tetrachloroethene	0.5	mg/kg	< 0.5	-	-	-
Toluene	0.1	mg/kg	< 0.1	-	-	-
trans-1.2-Dichloroethene	0.5	mg/kg	< 0.5	-	-	-
trans-1.3-Dichloropropene	0.5	mg/kg	< 0.5	-	-	-
Trichloroethene	0.5	mg/kg	< 0.5	-	-	-
Trichlorofluoromethane	0.5	mg/kg	< 0.5	-	-	-
Vinyl chloride	0.5	mg/kg	< 0.5	-	-	-
Xylenes - Total*	0.3	mg/kg	< 0.3	-	-	-
Total MAH*	0.5	mg/kg	< 0.5	-	-	-
Vic EPA IWRG 621 CHC (Total)*	0.5	mg/kg	< 0.5	-	-	-
Vic EPA IWRG 621 Other CHC (Total)*	0.5	mg/kg	< 0.5	-	-	-
4-Bromofluorobenzene (surr.)	1	%	109	-	-	-
Toluene-d8 (surr.)	1	%	112	-	-	-
Total Recoverable Hydrocarbons - 2013 NEPM Fractions						
Naphthalene[N02]	0.5	mg/kg	< 0.5	< 0.5	< 0.5	< 0.5

Client Sample ID			SB15-0-0.1	SB16-0.1-0.2	SB17-0-0.1	SB18-0-0.1
Sample Matrix			Soil	Soil	Soil	Soil
Eurofins Sample No.			S24-Fe0031866	S24-Fe0031867	S24-Fe0031868	S24-Fe0031869
Date Sampled			Feb 13, 2024	Feb 13, 2024	Feb 13, 2024	Feb 13, 2024
Test/Reference	LOR	Unit				
Polycyclic Aromatic Hydrocarbons						
Benzo(a)pyrene TEQ (lower bound) *	0.5	mg/kg	< 0.5	< 0.5	< 0.5	< 0.5
Benzo(a)pyrene TEQ (medium bound) *	0.5	mg/kg	0.6	0.6	0.6	0.6
Benzo(a)pyrene TEQ (upper bound) *	0.5	mg/kg	1.2	1.2	1.2	1.2
Acenaphthene	0.5	mg/kg	< 0.5	< 0.5	< 0.5	< 0.5
Acenaphthylene	0.5	mg/kg	< 0.5	< 0.5	< 0.5	< 0.5
Anthracene	0.5	mg/kg	< 0.5	< 0.5	< 0.5	< 0.5
Benz(a)anthracene	0.5	mg/kg	< 0.5	< 0.5	< 0.5	< 0.5
Benzo(a)pyrene	0.5	mg/kg	< 0.5	< 0.5	< 0.5	< 0.5
Benzo(b&j)fluoranthene[N07]	0.5	mg/kg	< 0.5	< 0.5	< 0.5	< 0.5
Benzo(g.h.i)perylene	0.5	mg/kg	< 0.5	< 0.5	< 0.5	< 0.5
Benzo(k)fluoranthene	0.5	mg/kg	< 0.5	< 0.5	< 0.5	< 0.5
Chrysene	0.5	mg/kg	< 0.5	< 0.5	< 0.5	< 0.5
Dibenz(a.h)anthracene	0.5	mg/kg	< 0.5	< 0.5	< 0.5	< 0.5
Fluoranthene	0.5	mg/kg	< 0.5	< 0.5	< 0.5	< 0.5
Fluorene	0.5	mg/kg	< 0.5	< 0.5	< 0.5	< 0.5
Indeno(1.2.3-cd)pyrene	0.5	mg/kg	< 0.5	< 0.5	< 0.5	< 0.5
Naphthalene	0.5	mg/kg	< 0.5	< 0.5	< 0.5	< 0.5
Phenanthrene	0.5	mg/kg	< 0.5	< 0.5	< 0.5	< 0.5
Pyrene	0.5	mg/kg	< 0.5	< 0.5	< 0.5	< 0.5
Total PAH*	0.5	mg/kg	< 0.5	< 0.5	< 0.5	< 0.5
2-Fluorobiphenyl (surr.)	1	%	97	103	101	98
p-Terphenyl-d14 (surr.)	1	%	106	112	122	110
Organochlorine Pesticides						
Chlordanes - Total	0.1	mg/kg	< 0.1	-	-	-
4.4'-DDD	0.05	mg/kg	< 0.05	-	-	-
4.4'-DDE	0.05	mg/kg	< 0.05	-	-	-
4.4'-DDT	0.05	mg/kg	< 0.05	-	-	-
a-HCH	0.05	mg/kg	< 0.05	-	-	-
Aldrin	0.05	mg/kg	< 0.05	-	-	-
b-HCH	0.05	mg/kg	< 0.05	-	-	-
d-HCH	0.05	mg/kg	< 0.05	-	-	-
Dieldrin	0.05	mg/kg	< 0.05	-	-	-
Endosulfan I	0.05	mg/kg	< 0.05	-	-	-
Endosulfan II	0.05	mg/kg	< 0.05	-	-	-
Endosulfan sulphate	0.05	mg/kg	< 0.05	-	-	-
Endrin	0.05	mg/kg	< 0.05	-	-	-
Endrin aldehyde	0.05	mg/kg	< 0.05	-	-	-
Endrin ketone	0.05	mg/kg	< 0.05	-	-	-
g-HCH (Lindane)	0.05	mg/kg	< 0.05	-	-	-
Heptachlor	0.05	mg/kg	< 0.05	-	-	-
Heptachlor epoxide	0.05	mg/kg	< 0.05	-	-	-
Hexachlorobenzene	0.05	mg/kg	< 0.05	-	-	-
Methoxychlor	0.05	mg/kg	< 0.05	-	-	-
Toxaphene	0.5	mg/kg	< 0.5	-	-	-
Aldrin and Dieldrin (Total)*	0.05	mg/kg	< 0.05	-	-	-
DDT + DDE + DDD (Total)*	0.05	mg/kg	< 0.05	-	-	-
Vic EPA IWRG 621 OCP (Total)*	0.1	mg/kg	< 0.1	-	-	-
Vic EPA IWRG 621 Other OCP (Total)*	0.1	mg/kg	< 0.1	-	-	-
Dibutylchlorendate (surr.)	1	%	113	-	-	-
Tetrachloro-m-xylene (surr.)	1	%	103	-	-	-

Client Sample ID			SB15-0-0.1	SB16-0.1-0.2	SB17-0-0.1	SB18-0-0.1
Sample Matrix			Soil	Soil	Soil	Soil
Eurofins Sample No.			S24-Fe0031866	S24-Fe0031867	S24-Fe0031868	S24-Fe0031869
Date Sampled			Feb 13, 2024	Feb 13, 2024	Feb 13, 2024	Feb 13, 2024
Test/Reference	LOR	Unit				
Polychlorinated Biphenyls						
Aroclor-1016	0.1	mg/kg	< 0.1	-	-	-
Aroclor-1221	0.1	mg/kg	< 0.1	-	-	-
Aroclor-1232	0.1	mg/kg	< 0.1	-	-	-
Aroclor-1242	0.1	mg/kg	< 0.1	-	-	-
Aroclor-1248	0.1	mg/kg	< 0.1	-	-	-
Aroclor-1254	0.1	mg/kg	< 0.1	-	-	-
Aroclor-1260	0.1	mg/kg	< 0.1	-	-	-
Total PCB*	0.1	mg/kg	< 0.1	-	-	-
Dibutylchlorendate (surr.)	1	%	113	-	-	-
Tetrachloro-m-xylene (surr.)	1	%	103	-	-	-
Semivolatile Organics						
Aldrin and Dieldrin (Total)*	0.05	mg/kg	< 0.5	-	-	-
Benzo(a)pyrene TEQ (lower bound) *	0.5	mg/kg	< 0.5	-	-	-
DDT + DDE + DDD (Total)*	0.05	mg/kg	< 1	-	-	-
Total PAH*	0.5	mg/kg	< 0.5	-	-	-
Benzo(a)pyrene TEQ (medium bound) *	0.5	mg/kg	0.6	-	-	-
Benzo(a)pyrene TEQ (upper bound) *	0.5	mg/kg	1.2	-	-	-
2-Methyl-4.6-dinitrophenol	5	mg/kg	< 5	-	-	-
1-Chloronaphthalene	0.5	mg/kg	< 0.5	-	-	-
1-Naphthylamine	0.5	mg/kg	< 0.5	-	-	-
1.2-Dichlorobenzene	0.5	mg/kg	< 0.5	-	-	-
1.2.3-Trichlorobenzene	0.5	mg/kg	< 0.5	-	-	-
1.2.3.4-Tetrachlorobenzene	0.5	mg/kg	< 0.5	-	-	-
1.2.3.5-Tetrachlorobenzene	0.5	mg/kg	< 0.5	-	-	-
1.2.4-Trichlorobenzene	0.5	mg/kg	< 0.5	-	-	-
1.2.4.5-Tetrachlorobenzene	0.5	mg/kg	< 0.5	-	-	-
1.3-Dichlorobenzene	0.5	mg/kg	< 0.5	-	-	-
1.3.5-Trichlorobenzene	0.5	mg/kg	< 0.5	-	-	-
1.4-Dichlorobenzene	0.5	mg/kg	< 0.5	-	-	-
2-Chloronaphthalene	0.5	mg/kg	< 0.5	-	-	-
2-Chlorophenol	0.5	mg/kg	< 0.5	-	-	-
2-Fluorobiphenyl (surr.)	1	%	97	-	-	-
2-Methylnaphthalene	0.5	mg/kg	< 0.5	-	-	-
2-Methylphenol (o-Cresol)	0.2	mg/kg	< 0.2	-	-	-
2-Naphthylamine	0.5	mg/kg	< 0.5	-	-	-
2-Nitroaniline	1	mg/kg	< 1	-	-	-
2-Nitrophenol	1	mg/kg	< 1	-	-	-
2-Picoline	0.5	mg/kg	< 0.5	-	-	-
2.3.4.6-Tetrachlorophenol	0.5	mg/kg	< 0.5	-	-	-
2.4-Dichlorophenol	0.5	mg/kg	< 0.5	-	-	-
2.4-Dimethylphenol	0.5	mg/kg	< 0.5	-	-	-
2.4-Dinitrophenol	5	mg/kg	< 5	-	-	-
2.4-Dinitrotoluene	0.5	mg/kg	< 0.5	-	-	-
2.4.5-Trichlorophenol	1	mg/kg	< 1	-	-	-
2.4.6-Tribromophenol (surr.)	1	%	58	-	-	-
2.4.6-Trichlorophenol	1	mg/kg	< 1	-	-	-
2.6-Dichlorophenol	0.5	mg/kg	< 0.5	-	-	-
2.6-Dinitrotoluene	1	mg/kg	< 1	-	-	-
3&4-Methylphenol (m&p-Cresol)	0.4	mg/kg	< 0.4	-	-	-

Client Sample ID			SB15-0-0.1	SB16-0.1-0.2	SB17-0-0.1	SB18-0-0.1
Sample Matrix			Soil	Soil	Soil	Soil
Eurofins Sample No.			S24-Fe0031866	S24-Fe0031867	S24-Fe0031868	S24-Fe0031869
Date Sampled			Feb 13, 2024	Feb 13, 2024	Feb 13, 2024	Feb 13, 2024
Test/Reference	LOR	Unit				
Semivolatile Organics						
3-Methylcholanthrene	0.5	mg/kg	< 0.5	-	-	-
3.3'-Dichlorobenzidine	0.5	mg/kg	< 0.5	-	-	-
4-Aminobiphenyl	0.5	mg/kg	< 0.5	-	-	-
4-Chloro-3-methylphenol	1	mg/kg	< 1	-	-	-
4-Nitrophenol	5	mg/kg	< 5	-	-	-
4.4'-DDD	0.5	mg/kg	< 0.5	-	-	-
4.4'-DDE	0.5	mg/kg	< 0.5	-	-	-
4.4'-DDT	1	mg/kg	< 1	-	-	-
7.12-Dimethylbenz(a)anthracene	0.5	mg/kg	< 0.5	-	-	-
a-HCH	0.5	mg/kg	< 0.5	-	-	-
Acenaphthene	0.5	mg/kg	< 0.5	-	-	-
Acenaphthylene	0.5	mg/kg	< 0.5	-	-	-
Acetophenone	0.5	mg/kg	< 0.5	-	-	-
Aldrin	0.5	mg/kg	< 0.5	-	-	-
Aniline	0.5	mg/kg	< 0.5	-	-	-
Anthracene	0.5	mg/kg	< 0.5	-	-	-
b-HCH	0.5	mg/kg	< 0.5	-	-	-
Benz(a)anthracene	0.5	mg/kg	< 0.5	-	-	-
Benzo(a)pyrene	0.5	mg/kg	< 0.5	-	-	-
Benzo(b&j)fluoranthene[N07]	0.5	mg/kg	< 0.5	-	-	-
Benzo(g.h.i)perylene	0.5	mg/kg	< 0.5	-	-	-
Benzo(k)fluoranthene	0.5	mg/kg	< 0.5	-	-	-
Benzyl chloride	0.5	mg/kg	< 0.5	-	-	-
Bis(2-ethylhexyl)phthalate	5	mg/kg	< 5	-	-	-
Butyl benzyl phthalate	0.5	mg/kg	< 0.5	-	-	-
Chrysene	0.5	mg/kg	< 0.5	-	-	-
d-HCH	0.5	mg/kg	< 0.5	-	-	-
Di-n-butyl phthalate	0.5	mg/kg	< 0.5	-	-	-
Di-n-octyl phthalate	0.5	mg/kg	< 0.5	-	-	-
Dibenz(a.h)anthracene	0.5	mg/kg	< 0.5	-	-	-
Dibenz(a.j)acridine	0.5	mg/kg	< 0.5	-	-	-
Dibenzofuran	0.5	mg/kg	< 0.5	-	-	-
Dieldrin	0.5	mg/kg	< 0.5	-	-	-
Diethyl phthalate	0.5	mg/kg	< 0.5	-	-	-
Dimethyl phthalate	0.5	mg/kg	< 0.5	-	-	-
Dimethylaminoazobenzene	0.5	mg/kg	< 0.5	-	-	-
Diphenylamine	0.5	mg/kg	< 0.5	-	-	-
Endosulfan I	0.5	mg/kg	< 0.5	-	-	-
Endosulfan II	0.5	mg/kg	< 0.5	-	-	-
Endosulfan sulphate	0.5	mg/kg	< 0.5	-	-	-
Endrin	0.5	mg/kg	< 0.5	-	-	-
Endrin aldehyde	0.5	mg/kg	< 0.5	-	-	-
Endrin ketone	0.5	mg/kg	< 0.5	-	-	-
Fluoranthene	0.5	mg/kg	< 0.5	-	-	-
Fluorene	0.5	mg/kg	< 0.5	-	-	-
g-HCH (Lindane)	0.5	mg/kg	< 0.5	-	-	-
Heptachlor	0.5	mg/kg	< 0.5	-	-	-
Heptachlor epoxide	0.5	mg/kg	< 0.5	-	-	-
Hexachlorobenzene	0.5	mg/kg	< 0.5	-	-	-

Client Sample ID			SB15-0-0.1	SB16-0.1-0.2	SB17-0-0.1	SB18-0-0.1
Sample Matrix			Soil	Soil	Soil	Soil
Eurofins Sample No.			S24-Fe0031866	S24-Fe0031867	S24-Fe0031868	S24-Fe0031869
Date Sampled			Feb 13, 2024	Feb 13, 2024	Feb 13, 2024	Feb 13, 2024
Test/Reference	LOR	Unit				
Semivolatile Organics						
Hexachlorobutadiene	0.5	mg/kg	< 0.5	-	-	-
Hexachlorocyclopentadiene	1	mg/kg	< 1	-	-	-
Hexachloroethane	0.5	mg/kg	< 0.5	-	-	-
Indeno(1.2.3-cd)pyrene	0.5	mg/kg	< 0.5	-	-	-
Methoxychlor	0.5	mg/kg	< 0.5	-	-	-
N-Nitrosodibutylamine	0.5	mg/kg	< 0.5	-	-	-
N-Nitrosodipropylamine	0.5	mg/kg	< 0.5	-	-	-
N-Nitrosopiperidine	0.5	mg/kg	< 0.5	-	-	-
Naphthalene	0.5	mg/kg	< 0.5	-	-	-
Nitrobenzene	0.5	mg/kg	< 0.5	-	-	-
Nitrobenzene-d5 (surr.)	1	%	111	-	-	-
Pentachlorobenzene	0.5	mg/kg	< 0.5	-	-	-
Pentachloronitrobenzene	0.5	mg/kg	< 0.5	-	-	-
Pentachlorophenol	1	mg/kg	< 1	-	-	-
Phenanthrene	0.5	mg/kg	< 0.5	-	-	-
Phenol	0.5	mg/kg	< 0.5	-	-	-
Phenol-d6 (surr.)	1	%	98	-	-	-
Pronamide	0.5	mg/kg	< 0.5	-	-	-
Pyrene	0.5	mg/kg	< 0.5	-	-	-
Trifluralin	0.5	mg/kg	< 0.5	-	-	-
Haloethers						
4-Bromophenyl phenyl ether	0.5	mg/kg	< 0.5	-	-	-
4-Chlorophenyl phenyl ether	0.5	mg/kg	< 0.5	-	-	-
Bis(2-chloroethoxy)methane	0.5	mg/kg	< 0.5	-	-	-
Bis(2-chloroisopropyl)ether	0.5	mg/kg	< 0.5	-	-	-
Heavy Metals						
Arsenic	2	mg/kg	6.5	12	6.5	14
Cadmium	0.4	mg/kg	< 0.4	< 0.4	< 0.4	< 0.4
Chromium	5	mg/kg	9.3	24	13	17
Copper	5	mg/kg	33	23	13	30
Lead	5	mg/kg	18	180	14	36
Mercury	0.1	mg/kg	< 0.1	0.3	< 0.1	0.6
Nickel	5	mg/kg	16	15	9.0	15
Zinc	5	mg/kg	66	130	44	79
Sample Properties						
% Moisture	1	%	8.3	6.6	9.0	9.6
Perfluoroalkyl carboxylic acids (PFCAs)						
Perfluorobutanoic acid (PFBA)[N11]	5	ug/kg	< 5	-	-	-
Perfluoropentanoic acid (PFPeA)[N11]	5	ug/kg	< 5	-	-	-
Perfluorohexanoic acid (PFHxA)[N11]	5	ug/kg	< 5	-	-	-
Perfluoroheptanoic acid (PFHpA)[N11]	5	ug/kg	< 5	-	-	-
Perfluorooctanoic acid (PFOA)[N11]	5	ug/kg	< 5	-	-	-
Perfluorononanoic acid (PFNA)[N11]	5	ug/kg	< 5	-	-	-
Perfluorodecanoic acid (PFDA)[N11]	5	ug/kg	< 5	-	-	-
Perfluoroundecanoic acid (PFUnDA)[N11]	5	ug/kg	< 5	-	-	-
Perfluorododecanoic acid (PFDoDA)[N11]	5	ug/kg	< 5	-	-	-
Perfluorotridecanoic acid (PFTrDA)[N15]	5	ug/kg	< 5	-	-	-
Perfluorotetradecanoic acid (PFTeDA)[N11]	5	ug/kg	< 5	-	-	-
13C4-PFBA (surr.)	1	%	87	-	-	-

Client Sample ID			SB15-0-0.1	SB16-0.1-0.2	SB17-0-0.1	SB18-0-0.1
Sample Matrix			Soil	Soil	Soil	Soil
Eurofins Sample No.			S24-Fe0031866	S24-Fe0031867	S24-Fe0031868	S24-Fe0031869
Date Sampled			Feb 13, 2024	Feb 13, 2024	Feb 13, 2024	Feb 13, 2024
Test/Reference	LOR	Unit				
Perfluoroalkyl carboxylic acids (PFCAs)						
13C5-PFPeA (surr.)	1	%	85	-	-	-
13C5-PFHxA (surr.)	1	%	94	-	-	-
13C4-PFHpA (surr.)	1	%	80	-	-	-
13C8-PFOA (surr.)	1	%	90	-	-	-
13C5-PFNA (surr.)	1	%	101	-	-	-
13C6-PFDA (surr.)	1	%	101	-	-	-
13C2-PFUnDA (surr.)	1	%	113	-	-	-
13C2-PFDoDA (surr.)	1	%	106	-	-	-
13C2-PFTeDA (surr.)	1	%	130	-	-	-
Perfluoroalkyl sulfonamido substances						
Perfluorooctane sulfonamide (FOSA)[N11]	5	ug/kg	< 5	-	-	-
N-methylperfluoro-1-octane sulfonamide (N-MeFOSA)[N11]	5	ug/kg	< 5	-	-	-
N-ethylperfluoro-1-octane sulfonamide (N-EtFOSA)[N11]	5	ug/kg	< 5	-	-	-
2-(N-methylperfluoro-1-octane sulfonamido)-ethanol(N-MeFOSE)[N11]	5	ug/kg	< 5	-	-	-
2-(N-ethylperfluoro-1-octane sulfonamido)-ethanol(N-EtFOSE)[N11]	5	ug/kg	< 5	-	-	-
N-ethyl-perfluorooctanesulfonamidoacetic acid (N-EtFOSAA)[N11]	10	ug/kg	< 10	-	-	-
N-methyl-perfluorooctanesulfonamidoacetic acid (N-MeFOSAA)[N11]	10	ug/kg	< 10	-	-	-
13C8-FOSA (surr.)	1	%	103	-	-	-
D3-N-MeFOSA (surr.)	1	%	120	-	-	-
D5-N-EtFOSA (surr.)	1	%	120	-	-	-
D7-N-MeFOSE (surr.)	1	%	87	-	-	-
D9-N-EtFOSE (surr.)	1	%	88	-	-	-
D5-N-EtFOSAA (surr.)	1	%	133	-	-	-
D3-N-MeFOSAA (surr.)	1	%	127	-	-	-
Perfluoroalkyl sulfonic acids (PFSAs)						
Perfluorobutanesulfonic acid (PFBS)[N11]	5	ug/kg	< 5	-	-	-
Perfluorononanesulfonic acid (PFNS)[N15]	5	ug/kg	< 5	-	-	-
Perfluoropropanesulfonic acid (PFPrS)[N15]	5	ug/kg	< 5	-	-	-
Perfluoropentanesulfonic acid (PFPeS)[N15]	5	ug/kg	< 5	-	-	-
Perfluorohexanesulfonic acid (PFHxS)[N11]	5	ug/kg	< 5	-	-	-
Perfluoroheptanesulfonic acid (PFHpS)[N15]	5	ug/kg	< 5	-	-	-
Perfluorooctanesulfonic acid (PFOS)[N11]	5	ug/kg	< 5	-	-	-
Perfluorodecanesulfonic acid (PFDS)[N15]	5	ug/kg	< 5	-	-	-
13C3-PFBS (surr.)	1	%	103	-	-	-
18O2-PFHxS (surr.)	1	%	101	-	-	-
13C8-PFOS (surr.)	1	%	114	-	-	-
n:2 Fluorotelomer sulfonic acids (n:2 FTSAs)						
1H.1H.2H.2H-perfluorohexanesulfonic acid (4:2 FTSA)[N11]	5	ug/kg	< 5	-	-	-
1H.1H.2H.2H-perfluorooctanesulfonic acid(6:2 FTSA)[N11]	10	ug/kg	< 10	-	-	-
1H.1H.2H.2H-perfluorodecanesulfonic acid (8:2 FTSA)[N11]	5	ug/kg	< 5	-	-	-
1H.1H.2H.2H-perfluorododecanesulfonic acid (10:2 FTSA)[N11]	5	ug/kg	< 5	-	-	-
13C2-4:2 FTSA (surr.)	1	%	95	-	-	-
13C2-6:2 FTSA (surr.)	1	%	78	-	-	-

Client Sample ID			SB15-0-0.1	SB16-0.1-0.2	SB17-0-0.1	SB18-0-0.1
Sample Matrix			Soil	Soil	Soil	Soil
Eurofins Sample No.			S24-Fe0031866	S24-Fe0031867	S24-Fe0031868	S24-Fe0031869
Date Sampled			Feb 13, 2024	Feb 13, 2024	Feb 13, 2024	Feb 13, 2024
Test/Reference	LOR	Unit				
n:2 Fluorotelomer sulfonic acids (n:2 FTSAs)						
13C2-8:2 FTSA (surr.)	1	%	137	-	-	-
13C2-10:2 FTSA (surr.)	1	%	170	-	-	-
PFASs Summations						
Sum (PFHxS + PFOS)*	5	ug/kg	< 5	-	-	-
Sum of US EPA PFAS (PFOS + PFOA)*	5	ug/kg	< 5	-	-	-
Sum of enHealth PFAS (PFHxS + PFOS + PFOA)*	5	ug/kg	< 5	-	-	-
Sum of WA DWER PFAS (n=10)*	10	ug/kg	< 10	-	-	-
Sum of PFASs (n=30)*	50	ug/kg	< 50	-	-	-

Client Sample ID			SB19-0.5-0.6	SB20-0-0.1	SB21-0.25-0.35	MW06-0.0-0.1
Sample Matrix			Soil	Soil	Soil	Soil
Eurofins Sample No.			S24-Fe0031870	S24-Fe0031871	S24-Fe0031872	S24-Fe0031873
Date Sampled			Feb 13, 2024	Feb 13, 2024	Feb 13, 2024	Feb 13, 2024
Test/Reference	LOR	Unit				
Total Recoverable Hydrocarbons						
TRH C6-C9	20	mg/kg	< 20	< 20	< 20	< 20
TRH C10-C14	20	mg/kg	< 20	< 20	< 20	< 20
TRH C15-C28	50	mg/kg	< 50	< 50	< 50	< 50
TRH C29-C36	50	mg/kg	< 50	< 50	< 50	< 50
TRH C10-C36 (Total)	50	mg/kg	< 50	< 50	< 50	< 50
TRH C6-C10	20	mg/kg	< 20	< 20	< 20	< 20
TRH C6-C10 less BTEX (F1)[N04]	20	mg/kg	< 20	< 20	< 20	< 20
TRH >C10-C16	50	mg/kg	< 50	< 50	< 50	< 50
TRH >C10-C16 less Naphthalene (F2)[N01]	50	mg/kg	< 50	< 50	< 50	< 50
TRH >C16-C34	100	mg/kg	< 100	< 100	< 100	< 100
TRH >C34-C40	100	mg/kg	< 100	< 100	< 100	< 100
TRH >C10-C40 (total)*	100	mg/kg	< 100	< 100	< 100	< 100
BTEX						
Benzene	0.1	mg/kg	< 0.1	< 0.1	< 0.1	< 0.1
Toluene	0.1	mg/kg	< 0.1	< 0.1	< 0.1	< 0.1
Ethylbenzene	0.1	mg/kg	< 0.1	< 0.1	< 0.1	< 0.1
m&p-Xylenes	0.2	mg/kg	< 0.2	< 0.2	< 0.2	< 0.2
o-Xylene	0.1	mg/kg	< 0.1	< 0.1	< 0.1	< 0.1
Xylenes - Total*	0.3	mg/kg	< 0.3	< 0.3	< 0.3	< 0.3
4-Bromofluorobenzene (surr.)	1	%	80	112	76	129
Volatile Organics						
1.1-Dichloroethane	0.5	mg/kg	-	< 0.5	-	-
1.1-Dichloroethene	0.5	mg/kg	-	< 0.5	-	-
1.1.1-Trichloroethane	0.5	mg/kg	-	< 0.5	-	-
1.1.1.2-Tetrachloroethane	0.5	mg/kg	-	< 0.5	-	-
1.1.2-Trichloroethane	0.5	mg/kg	-	< 0.5	-	-
1.1.2.2-Tetrachloroethane	0.5	mg/kg	-	< 0.5	-	-
1.2-Dibromoethane	0.5	mg/kg	-	< 0.5	-	-
1.2-Dichlorobenzene	0.5	mg/kg	-	< 0.5	-	-
1.2-Dichloroethane	0.5	mg/kg	-	< 0.5	-	-
1.2-Dichloropropane	0.5	mg/kg	-	< 0.5	-	-
1.2.3-Trichloropropane	0.5	mg/kg	-	< 0.5	-	-
1.2.4-Trimethylbenzene	0.5	mg/kg	-	< 0.5	-	-

Client Sample ID			SB19-0.5-0.6	SB20-0-0.1	SB21-0.25-0.35	MW06-0.0-0.1
Sample Matrix			Soil	Soil	Soil	Soil
Eurofins Sample No.			S24-Fe0031870	S24-Fe0031871	S24-Fe0031872	S24-Fe0031873
Date Sampled			Feb 13, 2024	Feb 13, 2024	Feb 13, 2024	Feb 13, 2024
Test/Reference	LOR	Unit				
Volatile Organics						
1.3-Dichlorobenzene	0.5	mg/kg	-	< 0.5	-	-
1.3-Dichloropropane	0.5	mg/kg	-	< 0.5	-	-
1.3.5-Trimethylbenzene	0.5	mg/kg	-	< 0.5	-	-
1.4-Dichlorobenzene	0.5	mg/kg	-	< 0.5	-	-
2-Butanone (MEK)	0.5	mg/kg	-	< 0.5	-	-
2-Propanone (Acetone)	0.5	mg/kg	-	< 0.5	-	-
4-Chlorotoluene	0.5	mg/kg	-	< 0.5	-	-
4-Methyl-2-pentanone (MIBK)	0.5	mg/kg	-	< 0.5	-	-
Allyl chloride	0.5	mg/kg	-	< 0.5	-	-
Benzene	0.1	mg/kg	-	< 0.1	-	-
Bromobenzene	0.5	mg/kg	-	< 0.5	-	-
Bromochloromethane	0.5	mg/kg	-	< 0.5	-	-
Bromodichloromethane	0.5	mg/kg	-	< 0.5	-	-
Bromoform	0.5	mg/kg	-	< 0.5	-	-
Bromomethane	0.5	mg/kg	-	< 0.5	-	-
Carbon disulfide	0.5	mg/kg	-	< 0.5	-	-
Carbon Tetrachloride	0.5	mg/kg	-	< 0.5	-	-
Chlorobenzene	0.5	mg/kg	-	< 0.5	-	-
Chloroethane	0.5	mg/kg	-	< 0.5	-	-
Chloroform	0.5	mg/kg	-	< 0.5	-	-
Chloromethane	0.5	mg/kg	-	< 0.5	-	-
cis-1.2-Dichloroethene	0.5	mg/kg	-	< 0.5	-	-
cis-1.3-Dichloropropene	0.5	mg/kg	-	< 0.5	-	-
Dibromochloromethane	0.5	mg/kg	-	< 0.5	-	-
Dibromomethane	0.5	mg/kg	-	< 0.5	-	-
Dichlorodifluoromethane	0.5	mg/kg	-	< 0.5	-	-
Ethylbenzene	0.1	mg/kg	-	< 0.1	-	-
Iodomethane	0.5	mg/kg	-	< 0.5	-	-
Isopropyl benzene (Cumene)	0.5	mg/kg	-	< 0.5	-	-
m&p-Xylenes	0.2	mg/kg	-	< 0.2	-	-
Methylene Chloride	0.5	mg/kg	-	< 0.5	-	-
o-Xylene	0.1	mg/kg	-	< 0.1	-	-
Styrene	0.5	mg/kg	-	< 0.5	-	-
Tetrachloroethene	0.5	mg/kg	-	< 0.5	-	-
Toluene	0.1	mg/kg	-	< 0.1	-	-
trans-1.2-Dichloroethene	0.5	mg/kg	-	< 0.5	-	-
trans-1.3-Dichloropropene	0.5	mg/kg	-	< 0.5	-	-
Trichloroethene	0.5	mg/kg	-	< 0.5	-	-
Trichlorofluoromethane	0.5	mg/kg	-	< 0.5	-	-
Vinyl chloride	0.5	mg/kg	-	< 0.5	-	-
Xylenes - Total*	0.3	mg/kg	-	< 0.3	-	-
Total MAH*	0.5	mg/kg	-	< 0.5	-	-
Vic EPA IWRG 621 CHC (Total)*	0.5	mg/kg	-	< 0.5	-	-
Vic EPA IWRG 621 Other CHC (Total)*	0.5	mg/kg	-	< 0.5	-	-
4-Bromofluorobenzene (surr.)	1	%	-	112	-	-
Toluene-d8 (surr.)	1	%	-	112	-	-
Total Recoverable Hydrocarbons - 2013 NEPM Fractions						
Naphthalene[N02]	0.5	mg/kg	< 0.5	< 0.5	< 0.5	< 0.5

Client Sample ID			SB19-0.5-0.6	SB20-0-0.1	SB21-0.25-0.35	MW06-0.0-0.1
Sample Matrix			Soil	Soil	Soil	Soil
Eurofins Sample No.			S24-Fe0031870	S24-Fe0031871	S24-Fe0031872	S24-Fe0031873
Date Sampled			Feb 13, 2024	Feb 13, 2024	Feb 13, 2024	Feb 13, 2024
Test/Reference	LOR	Unit				
Polycyclic Aromatic Hydrocarbons						
Benzo(a)pyrene TEQ (lower bound) *	0.5	mg/kg	< 0.5	< 0.5	< 0.5	< 0.5
Benzo(a)pyrene TEQ (medium bound) *	0.5	mg/kg	0.6	0.6	0.6	0.6
Benzo(a)pyrene TEQ (upper bound) *	0.5	mg/kg	1.2	1.2	1.2	1.2
Acenaphthene	0.5	mg/kg	< 0.5	< 0.5	< 0.5	< 0.5
Acenaphthylene	0.5	mg/kg	< 0.5	< 0.5	< 0.5	< 0.5
Anthracene	0.5	mg/kg	< 0.5	< 0.5	< 0.5	< 0.5
Benz(a)anthracene	0.5	mg/kg	< 0.5	< 0.5	< 0.5	< 0.5
Benzo(a)pyrene	0.5	mg/kg	< 0.5	< 0.5	< 0.5	< 0.5
Benzo(b&j)fluoranthene[N07]	0.5	mg/kg	< 0.5	< 0.5	< 0.5	< 0.5
Benzo(g.h.i)perylene	0.5	mg/kg	< 0.5	< 0.5	< 0.5	< 0.5
Benzo(k)fluoranthene	0.5	mg/kg	< 0.5	< 0.5	< 0.5	< 0.5
Chrysene	0.5	mg/kg	< 0.5	< 0.5	< 0.5	< 0.5
Dibenz(a.h)anthracene	0.5	mg/kg	< 0.5	< 0.5	< 0.5	< 0.5
Fluoranthene	0.5	mg/kg	< 0.5	< 0.5	< 0.5	< 0.5
Fluorene	0.5	mg/kg	< 0.5	< 0.5	< 0.5	< 0.5
Indeno(1.2.3-cd)pyrene	0.5	mg/kg	< 0.5	< 0.5	< 0.5	< 0.5
Naphthalene	0.5	mg/kg	< 0.5	< 0.5	< 0.5	< 0.5
Phenanthrene	0.5	mg/kg	< 0.5	< 0.5	< 0.5	< 0.5
Pyrene	0.5	mg/kg	< 0.5	< 0.5	< 0.5	< 0.5
Total PAH*	0.5	mg/kg	< 0.5	< 0.5	< 0.5	< 0.5
2-Fluorobiphenyl (surr.)	1	%	68	92	89	82
p-Terphenyl-d14 (surr.)	1	%	85	99	99	104
Organochlorine Pesticides						
Chlordanes - Total	0.1	mg/kg	-	< 0.1	-	< 0.1
4.4'-DDD	0.05	mg/kg	-	< 0.05	-	< 0.05
4.4'-DDE	0.05	mg/kg	-	< 0.05	-	< 0.05
4.4'-DDT	0.05	mg/kg	-	< 0.05	-	< 0.05
a-HCH	0.05	mg/kg	-	< 0.05	-	< 0.05
Aldrin	0.05	mg/kg	-	< 0.05	-	< 0.05
b-HCH	0.05	mg/kg	-	< 0.05	-	< 0.05
d-HCH	0.05	mg/kg	-	< 0.05	-	< 0.05
Dieldrin	0.05	mg/kg	-	< 0.05	-	< 0.05
Endosulfan I	0.05	mg/kg	-	< 0.05	-	< 0.05
Endosulfan II	0.05	mg/kg	-	< 0.05	-	< 0.05
Endosulfan sulphate	0.05	mg/kg	-	< 0.05	-	< 0.05
Endrin	0.05	mg/kg	-	< 0.05	-	< 0.05
Endrin aldehyde	0.05	mg/kg	-	< 0.05	-	< 0.05
Endrin ketone	0.05	mg/kg	-	< 0.05	-	< 0.05
g-HCH (Lindane)	0.05	mg/kg	-	< 0.05	-	< 0.05
Heptachlor	0.05	mg/kg	-	< 0.05	-	< 0.05
Heptachlor epoxide	0.05	mg/kg	-	< 0.05	-	< 0.05
Hexachlorobenzene	0.05	mg/kg	-	< 0.05	-	< 0.05
Methoxychlor	0.05	mg/kg	-	< 0.05	-	< 0.05
Toxaphene	0.5	mg/kg	-	< 0.5	-	< 0.5
Aldrin and Dieldrin (Total)*	0.05	mg/kg	-	< 0.05	-	< 0.05
DDT + DDE + DDD (Total)*	0.05	mg/kg	-	< 0.05	-	< 0.05
Vic EPA IWRG 621 OCP (Total)*	0.1	mg/kg	-	< 0.1	-	< 0.1
Vic EPA IWRG 621 Other OCP (Total)*	0.1	mg/kg	-	< 0.1	-	< 0.1
Dibutylchlorendate (surr.)	1	%	-	112	-	83
Tetrachloro-m-xylene (surr.)	1	%	-	101	-	75

Client Sample ID			SB19-0.5-0.6	SB20-0-0.1	SB21-0.25-0.35	MW06-0.0-0.1
Sample Matrix			Soil	Soil	Soil	Soil
Eurofins Sample No.			S24-Fe0031870	S24-Fe0031871	S24-Fe0031872	S24-Fe0031873
Date Sampled			Feb 13, 2024	Feb 13, 2024	Feb 13, 2024	Feb 13, 2024
Test/Reference	LOR	Unit				
Polychlorinated Biphenyls						
Aroclor-1016	0.1	mg/kg	-	< 0.1	-	< 0.1
Aroclor-1221	0.1	mg/kg	-	< 0.1	-	< 0.1
Aroclor-1232	0.1	mg/kg	-	< 0.1	-	< 0.1
Aroclor-1242	0.1	mg/kg	-	< 0.1	-	< 0.1
Aroclor-1248	0.1	mg/kg	-	< 0.1	-	< 0.1
Aroclor-1254	0.1	mg/kg	-	< 0.1	-	< 0.1
Aroclor-1260	0.1	mg/kg	-	< 0.1	-	< 0.1
Total PCB*	0.1	mg/kg	-	< 0.1	-	< 0.1
Dibutylchlorendate (surr.)	1	%	-	112	-	83
Tetrachloro-m-xylene (surr.)	1	%	-	101	-	75
Semivolatile Organics						
Aldrin and Dieldrin (Total)*	0.05	mg/kg	-	< 0.5	-	-
Benzo(a)pyrene TEQ (lower bound) *	0.5	mg/kg	-	< 0.5	-	-
DDT + DDE + DDD (Total)*	0.05	mg/kg	-	< 1	-	-
Total PAH*	0.5	mg/kg	-	< 0.5	-	-
Benzo(a)pyrene TEQ (medium bound) *	0.5	mg/kg	-	0.6	-	-
Benzo(a)pyrene TEQ (upper bound) *	0.5	mg/kg	-	1.2	-	-
2-Methyl-4.6-dinitrophenol	5	mg/kg	-	< 5	-	-
1-Chloronaphthalene	0.5	mg/kg	-	< 0.5	-	-
1-Naphthylamine	0.5	mg/kg	-	< 0.5	-	-
1.2-Dichlorobenzene	0.5	mg/kg	-	< 0.5	-	-
1.2.3-Trichlorobenzene	0.5	mg/kg	-	< 0.5	-	-
1.2.3.4-Tetrachlorobenzene	0.5	mg/kg	-	< 0.5	-	-
1.2.3.5-Tetrachlorobenzene	0.5	mg/kg	-	< 0.5	-	-
1.2.4-Trichlorobenzene	0.5	mg/kg	-	< 0.5	-	-
1.2.4.5-Tetrachlorobenzene	0.5	mg/kg	-	< 0.5	-	-
1.3-Dichlorobenzene	0.5	mg/kg	-	< 0.5	-	-
1.3.5-Trichlorobenzene	0.5	mg/kg	-	< 0.5	-	-
1.4-Dichlorobenzene	0.5	mg/kg	-	< 0.5	-	-
2-Chloronaphthalene	0.5	mg/kg	-	< 0.5	-	-
2-Chlorophenol	0.5	mg/kg	-	< 0.5	-	-
2-Fluorobiphenyl (surr.)	1	%	-	92	-	-
2-Methylnaphthalene	0.5	mg/kg	-	< 0.5	-	-
2-Methylphenol (o-Cresol)	0.2	mg/kg	-	< 0.2	-	-
2-Naphthylamine	0.5	mg/kg	-	< 0.5	-	-
2-Nitroaniline	1	mg/kg	-	< 1	-	-
2-Nitrophenol	1	mg/kg	-	< 1	-	-
2-Picoline	0.5	mg/kg	-	< 0.5	-	-
2.3.4.6-Tetrachlorophenol	0.5	mg/kg	-	< 0.5	-	-
2.4-Dichlorophenol	0.5	mg/kg	-	< 0.5	-	-
2.4-Dimethylphenol	0.5	mg/kg	-	< 0.5	-	-
2.4-Dinitrophenol	5	mg/kg	-	< 5	-	-
2.4-Dinitrotoluene	0.5	mg/kg	-	< 0.5	-	-
2.4.5-Trichlorophenol	1	mg/kg	-	< 1	-	-
2.4.6-Tribromophenol (surr.)	1	%	-	56	-	-
2.4.6-Trichlorophenol	1	mg/kg	-	< 1	-	-
2.6-Dichlorophenol	0.5	mg/kg	-	< 0.5	-	-
2.6-Dinitrotoluene	1	mg/kg	-	< 1	-	-
3&4-Methylphenol (m&p-Cresol)	0.4	mg/kg	-	< 0.4	-	-

Client Sample ID			SB19-0.5-0.6	SB20-0-0.1	SB21-0.25-0.35	MW06-0.0-0.1
Sample Matrix			Soil	Soil	Soil	Soil
Eurofins Sample No.			S24-Fe0031870	S24-Fe0031871	S24-Fe0031872	S24-Fe0031873
Date Sampled			Feb 13, 2024	Feb 13, 2024	Feb 13, 2024	Feb 13, 2024
Test/Reference	LOR	Unit				
Semivolatile Organics						
3-Methylcholanthrene	0.5	mg/kg	-	< 0.5	-	-
3.3'-Dichlorobenzidine	0.5	mg/kg	-	< 0.5	-	-
4-Aminobiphenyl	0.5	mg/kg	-	< 0.5	-	-
4-Chloro-3-methylphenol	1	mg/kg	-	< 1	-	-
4-Nitrophenol	5	mg/kg	-	< 5	-	-
4.4'-DDD	0.5	mg/kg	-	< 0.5	-	-
4.4'-DDE	0.5	mg/kg	-	< 0.5	-	-
4.4'-DDT	1	mg/kg	-	< 1	-	-
7.12-Dimethylbenz(a)anthracene	0.5	mg/kg	-	< 0.5	-	-
a-HCH	0.5	mg/kg	-	< 0.5	-	-
Acenaphthene	0.5	mg/kg	-	< 0.5	-	-
Acenaphthylene	0.5	mg/kg	-	< 0.5	-	-
Acetophenone	0.5	mg/kg	-	< 0.5	-	-
Aldrin	0.5	mg/kg	-	< 0.5	-	-
Aniline	0.5	mg/kg	-	< 0.5	-	-
Anthracene	0.5	mg/kg	-	< 0.5	-	-
b-HCH	0.5	mg/kg	-	< 0.5	-	-
Benz(a)anthracene	0.5	mg/kg	-	< 0.5	-	-
Benzo(a)pyrene	0.5	mg/kg	-	< 0.5	-	-
Benzo(b&j)fluoranthene[N07]	0.5	mg/kg	-	< 0.5	-	-
Benzo(g.h.i)perylene	0.5	mg/kg	-	< 0.5	-	-
Benzo(k)fluoranthene	0.5	mg/kg	-	< 0.5	-	-
Benzyl chloride	0.5	mg/kg	-	< 0.5	-	-
Bis(2-ethylhexyl)phthalate	5	mg/kg	-	< 5	-	-
Butyl benzyl phthalate	0.5	mg/kg	-	< 0.5	-	-
Chrysene	0.5	mg/kg	-	< 0.5	-	-
d-HCH	0.5	mg/kg	-	< 0.5	-	-
Di-n-butyl phthalate	0.5	mg/kg	-	< 0.5	-	-
Di-n-octyl phthalate	0.5	mg/kg	-	< 0.5	-	-
Dibenz(a.h)anthracene	0.5	mg/kg	-	< 0.5	-	-
Dibenz(a.j)acridine	0.5	mg/kg	-	< 0.5	-	-
Dibenzofuran	0.5	mg/kg	-	< 0.5	-	-
Dieldrin	0.5	mg/kg	-	< 0.5	-	-
Diethyl phthalate	0.5	mg/kg	-	< 0.5	-	-
Dimethyl phthalate	0.5	mg/kg	-	< 0.5	-	-
Dimethylaminoazobenzene	0.5	mg/kg	-	< 0.5	-	-
Diphenylamine	0.5	mg/kg	-	< 0.5	-	-
Endosulfan I	0.5	mg/kg	-	< 0.5	-	-
Endosulfan II	0.5	mg/kg	-	< 0.5	-	-
Endosulfan sulphate	0.5	mg/kg	-	< 0.5	-	-
Endrin	0.5	mg/kg	-	< 0.5	-	-
Endrin aldehyde	0.5	mg/kg	-	< 0.5	-	-
Endrin ketone	0.5	mg/kg	-	< 0.5	-	-
Fluoranthene	0.5	mg/kg	-	< 0.5	-	-
Fluorene	0.5	mg/kg	-	< 0.5	-	-
g-HCH (Lindane)	0.5	mg/kg	-	< 0.5	-	-
Heptachlor	0.5	mg/kg	-	< 0.5	-	-
Heptachlor epoxide	0.5	mg/kg	-	< 0.5	-	-
Hexachlorobenzene	0.5	mg/kg	-	< 0.5	-	-

Client Sample ID			SB19-0.5-0.6	SB20-0-0.1	SB21-0.25-0.35	MW06-0.0-0.1
Sample Matrix			Soil	Soil	Soil	Soil
Eurofins Sample No.			S24-Fe0031870	S24-Fe0031871	S24-Fe0031872	S24-Fe0031873
Date Sampled			Feb 13, 2024	Feb 13, 2024	Feb 13, 2024	Feb 13, 2024
Test/Reference	LOR	Unit				
Semivolatile Organics						
Hexachlorobutadiene	0.5	mg/kg	-	< 0.5	-	-
Hexachlorocyclopentadiene	1	mg/kg	-	< 1	-	-
Hexachloroethane	0.5	mg/kg	-	< 0.5	-	-
Indeno(1.2.3-cd)pyrene	0.5	mg/kg	-	< 0.5	-	-
Methoxychlor	0.5	mg/kg	-	< 0.5	-	-
N-Nitrosodibutylamine	0.5	mg/kg	-	< 0.5	-	-
N-Nitrosodipropylamine	0.5	mg/kg	-	< 0.5	-	-
N-Nitrosopiperidine	0.5	mg/kg	-	< 0.5	-	-
Naphthalene	0.5	mg/kg	-	< 0.5	-	-
Nitrobenzene	0.5	mg/kg	-	< 0.5	-	-
Nitrobenzene-d5 (surr.)	1	%	-	104	-	-
Pentachlorobenzene	0.5	mg/kg	-	< 0.5	-	-
Pentachloronitrobenzene	0.5	mg/kg	-	< 0.5	-	-
Pentachlorophenol	1	mg/kg	-	< 1	-	-
Phenanthrene	0.5	mg/kg	-	< 0.5	-	-
Phenol	0.5	mg/kg	-	< 0.5	-	-
Phenol-d6 (surr.)	1	%	-	88	-	-
Pronamide	0.5	mg/kg	-	< 0.5	-	-
Pyrene	0.5	mg/kg	-	< 0.5	-	-
Trifluralin	0.5	mg/kg	-	< 0.5	-	-
Haloethers						
4-Bromophenyl phenyl ether	0.5	mg/kg	-	< 0.5	-	-
4-Chlorophenyl phenyl ether	0.5	mg/kg	-	< 0.5	-	-
Bis(2-chloroethoxy)methane	0.5	mg/kg	-	< 0.5	-	-
Bis(2-chloroisopropyl)ether	0.5	mg/kg	-	< 0.5	-	-
Heavy Metals						
Arsenic	2	mg/kg	12	28	12	10
Cadmium	0.4	mg/kg	< 0.4	< 0.4	< 0.4	< 0.4
Chromium	5	mg/kg	16	52	17	26
Copper	5	mg/kg	40	14	49	33
Lead	5	mg/kg	23	30	17	33
Mercury	0.1	mg/kg	< 0.1	< 0.1	< 0.1	< 0.1
Nickel	5	mg/kg	27	20	80	32
Zinc	5	mg/kg	130	24	87	130
Sample Properties						
% Moisture	1	%	9.3	11	4.6	7.2
Perfluoroalkyl carboxylic acids (PFCAs)						
Perfluorobutanoic acid (PFBA)[N11]	5	ug/kg	-	< 5	-	-
Perfluoropentanoic acid (PFPeA)[N11]	5	ug/kg	-	< 5	-	-
Perfluorohexanoic acid (PFHxA)[N11]	5	ug/kg	-	< 5	-	-
Perfluoroheptanoic acid (PFHpA)[N11]	5	ug/kg	-	< 5	-	-
Perfluorooctanoic acid (PFOA)[N11]	5	ug/kg	-	< 5	-	-
Perfluorononanoic acid (PFNA)[N11]	5	ug/kg	-	< 5	-	-
Perfluorodecanoic acid (PFDA)[N11]	5	ug/kg	-	< 5	-	-
Perfluoroundecanoic acid (PFUnDA)[N11]	5	ug/kg	-	< 5	-	-
Perfluorododecanoic acid (PFDoDA)[N11]	5	ug/kg	-	< 5	-	-
Perfluorotridecanoic acid (PFTrDA)[N15]	5	ug/kg	-	< 5	-	-
Perfluorotetradecanoic acid (PFTeDA)[N11]	5	ug/kg	-	< 5	-	-
13C4-PFBA (surr.)	1	%	-	90	-	-

Client Sample ID			SB19-0.5-0.6	SB20-0-0.1	SB21-0.25-0.35	MW06-0.0-0.1
Sample Matrix			Soil	Soil	Soil	Soil
Eurofins Sample No.			S24-Fe0031870	S24-Fe0031871	S24-Fe0031872	S24-Fe0031873
Date Sampled			Feb 13, 2024	Feb 13, 2024	Feb 13, 2024	Feb 13, 2024
Test/Reference	LOR	Unit				
Perfluoroalkyl carboxylic acids (PFCAs)						
13C5-PFPeA (surr.)	1	%	-	93	-	-
13C5-PFHxA (surr.)	1	%	-	110	-	-
13C4-PFHpA (surr.)	1	%	-	94	-	-
13C8-PFOA (surr.)	1	%	-	98	-	-
13C5-PFNA (surr.)	1	%	-	108	-	-
13C6-PFDA (surr.)	1	%	-	92	-	-
13C2-PFUnDA (surr.)	1	%	-	102	-	-
13C2-PFDoDA (surr.)	1	%	-	98	-	-
13C2-PFTeDA (surr.)	1	%	-	128	-	-
Perfluoroalkyl sulfonamido substances						
Perfluorooctane sulfonamide (FOSA)[N11]	5	ug/kg	-	< 5	-	-
N-methylperfluoro-1-octane sulfonamide (N-MeFOSA)[N11]	5	ug/kg	-	< 5	-	-
N-ethylperfluoro-1-octane sulfonamide (N-EtFOSA)[N11]	5	ug/kg	-	< 5	-	-
2-(N-methylperfluoro-1-octane sulfonamido)-ethanol(N-MeFOSE)[N11]	5	ug/kg	-	< 5	-	-
2-(N-ethylperfluoro-1-octane sulfonamido)-ethanol(N-EtFOSE)[N11]	5	ug/kg	-	< 5	-	-
N-ethyl-perfluorooctanesulfonamidoacetic acid (N-EtFOSAA)[N11]	10	ug/kg	-	< 10	-	-
N-methyl-perfluorooctanesulfonamidoacetic acid (N-MeFOSAA)[N11]	10	ug/kg	-	< 10	-	-
13C8-FOSA (surr.)	1	%	-	109	-	-
D3-N-MeFOSA (surr.)	1	%	-	107	-	-
D5-N-EtFOSA (surr.)	1	%	-	115	-	-
D7-N-MeFOSE (surr.)	1	%	-	108	-	-
D9-N-EtFOSE (surr.)	1	%	-	100	-	-
D5-N-EtFOSAA (surr.)	1	%	-	113	-	-
D3-N-MeFOSAA (surr.)	1	%	-	115	-	-
Perfluoroalkyl sulfonic acids (PFSAs)						
Perfluorobutanesulfonic acid (PFBS)[N11]	5	ug/kg	-	< 5	-	-
Perfluorononanesulfonic acid (PFNS)[N15]	5	ug/kg	-	< 5	-	-
Perfluoropropanesulfonic acid (PFPrS)[N15]	5	ug/kg	-	< 5	-	-
Perfluoropentanesulfonic acid (PFPeS)[N15]	5	ug/kg	-	< 5	-	-
Perfluorohexanesulfonic acid (PFHxS)[N11]	5	ug/kg	-	< 5	-	-
Perfluoroheptanesulfonic acid (PFHpS)[N15]	5	ug/kg	-	< 5	-	-
Perfluorooctanesulfonic acid (PFOS)[N11]	5	ug/kg	-	< 5	-	-
Perfluorodecanesulfonic acid (PFDS)[N15]	5	ug/kg	-	< 5	-	-
13C3-PFBS (surr.)	1	%	-	106	-	-
18O2-PFHxS (surr.)	1	%	-	103	-	-
13C8-PFOS (surr.)	1	%	-	126	-	-
n:2 Fluorotelomer sulfonic acids (n:2 FTSAs)						
1H.1H.2H.2H-perfluorohexanesulfonic acid (4:2 FTSA)[N11]	5	ug/kg	-	< 5	-	-
1H.1H.2H.2H-perfluorooctanesulfonic acid(6:2 FTSA)[N11]	10	ug/kg	-	< 10	-	-
1H.1H.2H.2H-perfluorodecanesulfonic acid (8:2 FTSA)[N11]	5	ug/kg	-	< 5	-	-
1H.1H.2H.2H-perfluorododecanesulfonic acid (10:2 FTSA)[N11]	5	ug/kg	-	< 5	-	-
13C2-4:2 FTSA (surr.)	1	%	-	97	-	-
13C2-6:2 FTSA (surr.)	1	%	-	117	-	-

Client Sample ID			SB19-0.5-0.6	SB20-0-0.1	SB21-0.25-0.35	MW06-0.0-0.1
Sample Matrix			Soil	Soil	Soil	Soil
Eurofins Sample No.			S24-Fe0031870	S24-Fe0031871	S24-Fe0031872	S24-Fe0031873
Date Sampled			Feb 13, 2024	Feb 13, 2024	Feb 13, 2024	Feb 13, 2024
Test/Reference	LOR	Unit				
n:2 Fluorotelomer sulfonic acids (n:2 FTSAs)						
13C2-8:2 FTSA (surr.)	1	%	-	106	-	-
13C2-10:2 FTSA (surr.)	1	%	-	132	-	-
PFASs Summations						
Sum (PFHxS + PFOS)*	5	ug/kg	-	< 5	-	-
Sum of US EPA PFAS (PFOS + PFOA)*	5	ug/kg	-	< 5	-	-
Sum of enHealth PFAS (PFHxS + PFOS + PFOA)*	5	ug/kg	-	< 5	-	-
Sum of WA DWER PFAS (n=10)*	10	ug/kg	-	< 10	-	-
Sum of PFASs (n=30)*	50	ug/kg	-	< 50	-	-

Sample History

Where samples are submitted/analysed over several days, the last date of extraction is reported.

If the date and time of sampling are not provided, the Laboratory will not be responsible for compromised results should testing be performed outside the recommended holding time.

Description	Testing Site	Extracted	Holding Time
Total Recoverable Hydrocarbons - 1999 NEPM Fractions	Sydney	Feb 17, 2024	14 Days
- Method: LTM-ORG-2010 TRH C6-C40			
Total Recoverable Hydrocarbons - 2013 NEPM Fractions	Sydney	Feb 17, 2024	14 Days
- Method: LTM-ORG-2010 TRH C6-C40			
Total Recoverable Hydrocarbons - 2013 NEPM Fractions	Sydney	Feb 17, 2024	14 Days
- Method: LTM-ORG-2010 TRH C6-C40			
BTEX	Sydney	Feb 17, 2024	14 Days
- Method: LTM-ORG-2010 BTEX and Volatile TRH			
Polycyclic Aromatic Hydrocarbons	Sydney	Feb 17, 2024	14 Days
- Method: LTM-ORG-2130 PAH and Phenols in Soil and Water			
Metals M8	Sydney	Feb 17, 2024	28 Days
- Method: LTM-MET-3040 Metals in Waters, Soils & Sediments by ICP-MS			
Volatile Organics	Sydney	Feb 17, 2024	7 Days
- Method: LTM-ORG-2150 VOCs in Soils Liquid and other Aqueous Matrices			
Semivolatile Organics	Sydney	Feb 17, 2024	14 Day
- Method: LTM-ORG-2190 SVOC in Water & Soil by GC-MS			
Organochlorine Pesticides	Sydney	Feb 17, 2024	14 Days
- Method: LTM-ORG-2220 OCP & PCB in Soil and Water			
Polychlorinated Biphenyls	Sydney	Feb 17, 2024	28 Days
- Method: LTM-ORG-2220 OCP & PCB in Soil and Water			
% Moisture	Sydney	Feb 13, 2024	14 Days
- Method: LTM-GEN-7080 Moisture			
Per- and Polyfluoroalkyl Substances (PFASs)			
Perfluoroalkyl carboxylic acids (PFCAs)	Sydney	Feb 17, 2024	28 Days
- Method: LTM-ORG-2100 Per- and Polyfluoroalkyl Substances (PFAS)			
Perfluoroalkyl sulfonamido substances	Sydney	Feb 17, 2024	28 Days
- Method: LTM-ORG-2100 Per- and Polyfluoroalkyl Substances (PFAS)			
Perfluoroalkyl sulfonic acids (PFSAs)	Sydney	Feb 17, 2024	28 Days
- Method: LTM-ORG-2100 Per- and Polyfluoroalkyl Substances (PFAS)			
n:2 Fluorotelomer sulfonic acids (n:2 FTSAs)	Sydney	Feb 17, 2024	28 Days
- Method: LTM-ORG-2100 Per- and Polyfluoroalkyl Substances (PFAS)			
PFASs Summations	Sydney	Feb 13, 2024	
- Method: LTM-ORG-2100 Per- and Polyfluoroalkyl Substances (PFAS)			

eurofins

web: www.eurofins.com.au
email: EnviroSales@eurofins.com

Eurofins Environment Testing Australia Pty Ltd
ABN: 50 005 085 521

Melbourne	Geelong	Sydney	Canberra	Brisbane	Newcastle
6 Monterey Road	19/8 Lewalan Street	179 Magowar Road	Unit 1,2 Dacre Street	1/21 Smallwood Place	1/2 Frost Drive
Dandenong South	Grovedale	Girraween	Mitchell	Murarrie	Mayfield West
VIC 3175	VIC 3216	NSW 2145	ACT 2911	QLD 4172	NSW 2304
+61 3 8564 5000	+61 3 8564 5000	+61 2 9900 8400	+61 2 6113 8091	T: +61 7 3902 4600	+61 2 4968 8448
NATA# 1261	NATA# 1261	NATA# 1261	NATA# 1261	NATA# 1261	NATA# 1261
Site# 1254	Site# 25403	Site# 18217	Site# 25466	Site# 20794	Site# 25079 & 25289

Eurofins ARL Pty Ltd
ABN: 91 05 0159 898

Perth
46-48 Banksia Road
Welshpool
WA 6106
+61 8 6253 4444
NATA# 2377
Site# 2370

Eurofins Environment Testing NZ Ltd
NZBN: 9429046024954

Auckland	Auckland (Asb)	Christchurch	Tauranga
35 O'Rorke Road	Unit C1/4 Pacific Rise,	43 Detroit Drive	1277 Cameron Road,
Penrose,	Mount Wellington,	Rolleston,	Gate Pa,
Auckland 1061	Auckland 1061	Christchurch 7675	Tauranga 3112
+64 9 526 4551	+64 9 525 0568	+64 3 343 5201	+64 9 525 0568
IANZ# 1327	IANZ# 1308	IANZ# 1290	IANZ# 1402

Company Name: Senversa Pty Ltd NSW
Address: Level 24, 1 Market Street
SYDNEY
NSW 2000

Project Name: SMITHFIELD
Project ID: 21182

Order No.:
Report #: 1068199
Phone: 02 9994 8016
Fax: 03 9606 0074

Received: Feb 13, 2024 4:20 PM
Due: Feb 19, 2024
Priority: 5 Day
Contact Name: Julia Nicholson

Eurofins Analytical Services Manager : Adam Bateup

Sample Detail						Asbestos - AS4964	CANCELLED	HOLD	BTEX	Suite B13: OCP/PCB	Moisture Set	Eurofins Suite B7	Eurofins Suite SVV: SVOC/VOC	Per- and Polyfluoroalkyl Substances (PFASs)	BTEX
Sydney Laboratory - NATA # 1261 Site # 18217						X	X	X	X	X	X	X	X	X	X
External Laboratory															
No	**Sample ID**	**Sample Date**	**Sampling Time**	**Matrix**	**LAB ID**										
1	SB15-0-0.1	Feb 13, 2024		Soil	S24-Fe0031866	X				X	X	X	X	X	
2	SB16-0.1-0.2	Feb 13, 2024		Soil	S24-Fe0031867						X	X			
3	SB17-0-0.1	Feb 13, 2024		Soil	S24-Fe0031868						X	X			
4	SB18-0-0.1	Feb 13, 2024		Soil	S24-Fe0031869						X	X			
5	SB19-0.5-0.6	Feb 13, 2024		Soil	S24-Fe0031870						X	X			
6	SB20-0-0.1	Feb 13, 2024		Soil	S24-Fe0031871					X	X	X	X	X	
7	SB21-0.25-0.35	Feb 13, 2024		Soil	S24-Fe0031872						X	X			
8	MW06-0.0-0.1	Feb 13, 2024		Soil	S24-Fe0031873					X	X	X			
9	RISANTE 2	Feb 13, 2024		Water	S24-Fe0031874					X		X	X	X	
10	FB 2	Feb 13, 2024		Water	S24-Fe0031875									X	
11	TS	Feb 09, 2024		Water	S24-Fe0031876										X
12	TB	Feb 09, 2024		Water	S24-Fe0031877				X						

eurofins

web: www.eurofins.com.au
email: EnviroSales@eurofins.com

Eurofins Environment Testing Australia Pty Ltd
ABN: 50 005 085 521

Melbourne
6 Monterey Road
Dandenong South
VIC 3175
+61 3 8564 5000
NATA# 1261
Site# 1254

Geelong
19/8 Lewalan Street
Grovedale
VIC 3216
+61 3 8564 5000
NATA# 1261
Site# 25403

Sydney
179 Magowar Road
Girraween
NSW 2145
+61 2 9900 8400
NATA# 1261
Site# 18217

Canberra
Unit 1,2 Dacre Street
Mitchell
ACT 2911
+61 2 6113 8091
NATA# 1261
Site# 25466

Brisbane
1/21 Smallwood Place
Murarrie
QLD 4172
T: +61 7 3902 4600
NATA# 1261
Site# 20794

Newcastle
1/2 Frost Drive
Mayfield West
NSW 2304
+61 2 4968 8448
NATA# 1261
Site# 25079 & 25289

Eurofins ARL Pty Ltd
ABN: 91 05 0159 898

Perth
46-48 Banksia Road
Welshpool
WA 6106
+61 8 6253 4444
NATA# 2377
Site# 2370

Eurofins Environment Testing NZ Ltd
NZBN: 9429046024954

Auckland
35 O'Rorke Road
Penrose,
Auckland 1061
+64 9 526 4551
IANZ# 1327

Auckland (Asb)
Unit C1/4 Pacific Rise,
Mount Wellington,
Auckland 1061
+64 9 525 0568
IANZ# 1308

Christchurch
43 Detroit Drive
Rolleston,
Christchurch 7675
+64 3 343 5201
IANZ# 1290

Tauranga
1277 Cameron Road,
Gate Pa,
Tauranga 3112
+64 9 525 0568
IANZ# 1402

Company Name: Senversa Pty Ltd NSW
Address: Level 24, 1 Market Street
SYDNEY
NSW 2000

Project Name: SMITHFIELD
Project ID: 21182

Order No.:
Report #: 1068199
Phone: 02 9994 8016
Fax: 03 9606 0074

Received: Feb 13, 2024 4:20 PM
Due: Feb 19, 2024
Priority: 5 Day
Contact Name: Julia Nicholson

Eurofins Analytical Services Manager : Adam Bateup

Sample Detail						Asbestos - AS4964	CANCELLED	HOLD	BTEX	Suite B13: OCP/PCB	Moisture Set	Eurofins Suite B7	Eurofins Suite SVV: SVOC/VOC	Per- and Polyfluoroalkyl Substances (PFASs)	BTEX
Sydney Laboratory - NATA # 1261 Site # 18217						X	X	X	X	X	X	X	X	X	X
13	QC200-CANCEL	Feb 05, 2024		Soil	S24-Fe0031878		X								
14	SB15-0.2-0.3	Feb 13, 2024		Soil	S24-Fe0031879			X							
15	SB15-0.9-1.0	Feb 13, 2024		Soil	S24-Fe0031880			X							
16	SB15-1.0-.1.1	Feb 13, 2024		Soil	S24-Fe0031881			X							
17	SB16-0-0.1	Feb 13, 2024		Soil	S24-Fe0031882			X							
18	SB16-0.6-0.7	Feb 13, 2024		Soil	S24-Fe0031883			X							
19	SB16-1.3-1.4	Feb 13, 2024		Soil	S24-Fe0031884			X							
20	SB17-0.5-0.6	Feb 13, 2024		Soil	S24-Fe0031885			X							
21	SB17-1-1.1	Feb 13, 2024		Soil	S24-Fe0031886			X							
22	SB18-0.1-0.2	Feb 13, 2024		Soil	S24-Fe0031887			X							
23	SB18-0.9-1.0	Feb 13, 2024		Soil	S24-Fe0031888			X							
24	SB19-0.1-0.2	Feb 13, 2024		Soil	S24-Fe0031889			X							
25	SB19-1.0-1.1	Feb 13, 2024		Soil	S24-Fe0031890			X							
26	SB19-2.0-2.1	Feb 13, 2024		Soil	S24-Fe0031891			X							
27	SB20-0.5-0.6	Feb 13, 2024		Soil	S24-Fe0031892			X							

eurofins

web: www.eurofins.com.au
email: EnviroSales@eurofins.com

Eurofins Environment Testing Australia Pty Ltd
ABN: 50 005 085 521

Melbourne	Geelong	Sydney	Canberra	Brisbane	Newcastle
6 Monterey Road	19/8 Lewalan Street	179 Magowar Road	Unit 1,2 Dacre Street	1/21 Smallwood Place	1/2 Frost Drive
Dandenong South	Grovedale	Girraween	Mitchell	Murarrie	Mayfield West
VIC 3175	VIC 3216	NSW 2145	ACT 2911	QLD 4172	NSW 2304
+61 3 8564 5000	+61 3 8564 5000	+61 2 9900 8400	+61 2 6113 8091	T: +61 7 3902 4600	+61 2 4968 8448
NATA# 1261	NATA# 1261	NATA# 1261	NATA# 1261	NATA# 1261	NATA# 1261
Site# 1254	Site# 25403	Site# 18217	Site# 25466	Site# 20794	Site# 25079 & 25289

Eurofins ARL Pty Ltd
ABN: 91 05 0159 898

Perth
46-48 Banksia Road
Welshpool
WA 6106
+61 8 6253 4444
NATA# 2377
Site# 2370

Eurofins Environment Testing NZ Ltd
NZBN: 9429046024954

Auckland	Auckland (Asb)	Christchurch	Tauranga
35 O'Rorke Road	Unit C1/4 Pacific Rise,	43 Detroit Drive	1277 Cameron Road,
Penrose,	Mount Wellington,	Rolleston,	Gate Pa,
Auckland 1061	Auckland 1061	Christchurch 7675	Tauranga 3112
+64 9 526 4551	+64 9 525 0568	+64 3 343 5201	+64 9 525 0568
IANZ# 1327	IANZ# 1308	IANZ# 1290	IANZ# 1402

Company Name: Senversa Pty Ltd NSW
Address: Level 24, 1 Market Street
SYDNEY
NSW 2000

Project Name: SMITHFIELD
Project ID: 21182

Order No.:
Report #: 1068199
Phone: 02 9994 8016
Fax: 03 9606 0074

Received: Feb 13, 2024 4:20 PM
Due: Feb 19, 2024
Priority: 5 Day
Contact Name: Julia Nicholson

Eurofins Analytical Services Manager : Adam Bateup

Sample Detail						Asbestos - AS4964	CANCELLED	HOLD	BTEX	Suite B13: OCP/PCB	Moisture Set	Eurofins Suite B7	Eurofins Suite SVV: SVOC/VOC	Per- and Polyfluoroalkyl Substances (PFASs)	BTEX
Sydney Laboratory - NATA # 1261 Site # 18217						X	X	X	X	X	X	X	X	X	X
28	SB20-1.0-1.1	Feb 13, 2024		Soil	S24-Fe0031893			X							
29	SB20-1.9-2.0	Feb 13, 2024		Soil	S24-Fe0031894			X							
30	SB21-0.4-0.5	Feb 13, 2024		Soil	S24-Fe0031895			X							
31	SB21-1.0-1.1	Feb 13, 2024		Soil	S24-Fe0031896			X							
32	SB21-2.0-2.1	Feb 13, 2024		Soil	S24-Fe0031897			X							
33	MW06-0.5-0.6	Feb 13, 2024		Soil	S24-Fe0031898			X							
34	MW06-1.0-1.1	Feb 13, 2024		Soil	S24-Fe0031899			X							
35	MW06-1.5-1.6	Feb 13, 2024		Soil	S24-Fe0031900			X							
36	MW06-2.0-2.1	Feb 13, 2024		Soil	S24-Fe0031901			X							
37	MW06-3.0-3.1	Feb 13, 2024		Soil	S24-Fe0031902			X							
38	MW06-4.0-4.1	Feb 13, 2024		Soil	S24-Fe0031903			X							
39	UNLABELLED	Feb 13, 2024		Soil	S24-Fe0032130			X							
Test Counts						1	1	26	1	4	8	9	3	4	1

Internal Quality Control Review and Glossary

General

1. Laboratory QC results for Method Blanks, Duplicates, Matrix Spikes, and Laboratory Control Samples follow guidelines delineated in the National Environment Protection (Assessment of Site Contamination) Measure 1999, as amended May 2013. They are included in this QC report where applicable. Additional QC data may be available on request.
2. All soil/sediment/solid results are reported on a dry weight basis unless otherwise stated.
3. All biota/food results are reported on a wet weight basis on the edible portion unless otherwise stated.
4. For CEC results where the sample's origin is unknown or environmentally contaminated, the results should be used advisedly.
5. Actual LORs are matrix dependent. Quoted LORs may be raised where sample extracts are diluted due to interferences.
6. Results are uncorrected for matrix spikes or surrogate recoveries except for PFAS compounds.
7. SVOC analysis on waters is performed on homogenised, unfiltered samples unless noted otherwise.
8. Samples were analysed on an 'as received' basis.
9. Information identified in this report with blue colour indicates data provided by customers that may have an impact on the results.
10. This report replaces any interim results previously issued.

Holding Times

Please refer to the 'Sample Preservation and Container Guide' for holding times (QS3001).

For samples received on the last day of holding time, notification of testing requirements should have been received at least 6 hours before sample receipt deadlines as stated on the SRA.

If the Laboratory did not receive the information in the required timeframe, and despite any other integrity issues, suitably qualified results may still be reported.

Holding times apply from the date of sampling; therefore, compliance with these may be outside the laboratory's control.

For VOCs containing vinyl chloride, styrene and 2-chloroethyl vinyl ether, the holding time is 7 days; however, for all other VOCs, such as BTEX or C6-10 TRH, the holding time is 14 days.

Units

mg/kg: milligrams per kilogram	**mg/L:** milligrams per litre	**ppm:** parts per million
µg/L: micrograms per litre	**ppb:** parts per billion	**%:** Percentage
org/100 mL: Organisms per 100 millilitres	**NTU:** Nephelometric Turbidity Units	**MPN/100 mL:** Most Probable Number of organisms per 100 millilitres
CFU: Colony forming unit	**Colour:** Pt-Co Units	

Terms

APHA	American Public Health Association
CEC	Cation Exchange Capacity
COC	Chain of Custody
CP	Client Parent - QC was performed on samples pertaining to this report
CRM	Certified Reference Material (ISO17034) - reported as percent recovery.
Dry	Where moisture has been determined on a solid sample, the result is expressed on a dry weight basis.
Duplicate	A second piece of analysis from the same sample and reported in the same units as the result to show comparison.
LOR	Limit of Reporting.
LCS	Laboratory Control Sample - reported as percent recovery.
Method Blank	In the case of solid samples, these are performed on laboratory-certified clean sands and in the case of water samples, these are performed on de-ionised water.
NCP	Non-Client Parent - QC performed on samples not pertaining to this report, QC represents the sequence or batch that client samples were analysed within.
RPD	Relative Percent Difference between two Duplicate pieces of analysis.
SPIKE	Addition of the analyte to the sample and reported as percentage recovery.
SRA	Sample Receipt Advice
Surr - Surrogate	The addition of a similar compound to the analyte target is reported as percentage recovery. See below for acceptance criteria.
TBTO	Tributyltin oxide (*bis*-tributyltin oxide) - individual tributyltin compounds cannot be identified separately in the environment; however, free tributyltin was measured, and its values were converted stoichiometrically into tributyltin oxide for comparison with regulatory limits.
TCLP	Toxicity Characteristic Leaching Procedure
TEQ	Toxic Equivalency Quotient or Total Equivalence
QSM	US Department of Defense Quality Systems Manual Version 5.4
US EPA	United States Environmental Protection Agency
WA DWER	Sum of PFBA, PFPeA, PFHxA, PFHpA, PFOA, PFBS, PFHxS, PFOS, 6:2 FTSA, 8:2 FTSA

QC - Acceptance Criteria

The acceptance criteria should only be used as a guide and may be different when site-specific Sampling Analysis and Quality Plan (SAQP) have been implemented.

RPD Duplicates: Global RPD Duplicates Acceptance Criteria is ≤30%; however, the following acceptance guidelines are equally applicable:

Results <10 times the LOR:	No Limit
Results between 10-20 times the LOR:	RPD must lie between 0-50%
Results >20 times the LOR:	RPD must lie between 0-30%

NOTE: pH duplicates are reported as a range, not as RPD

Surrogate Recoveries: Recoveries must lie between 20-130% for Speciated Phenols & 50-150% for PFAS. SVOCs recoveries 20 – 150%, VOC recoveries 70 – 130%

PFAS field samples containing surrogate recoveries above the QC limit designated in QSM 5.4, where no positive PFAS results have been reported or reviewed, and no data was affected.

QC Data General Comments

1. Where a result is reported as less than (<), higher than the nominated LOR, this is due to either matrix interference, extract dilution required due to interferences or contaminant levels within the sample, high moisture content or insufficient sample provided.
2. Duplicate data shown within this report that states the word "BATCH" is a Batch Duplicate from outside of your sample batch but within the laboratory sample batch at a 1:10 ratio. The Parent and Duplicate data shown are not data from your samples.
3. pH and Free Chlorine analysed in the laboratory - Analysis on this test must begin within 30 minutes of sampling. Therefore, laboratory analysis is unlikely to be completed within holding time.Analysis will begin as soon as possible after sample receipt.
4. Recovery Data (Spikes & Surrogates) - where chromatographic interference does not allow the determination of recovery, the term "INT" appears against that analyte.
5. For Matrix Spikes and LCS results, a dash "-" in the report means that the specific analyte was not added to the QC sample.
6. Duplicate RPDs are calculated from raw analytical data; thus, it is possible to have two sets of data.

Quality Control Results

Test	Units	Result 1			Acceptance Limits	Pass Limits	Qualifying Code
Method Blank							
Total Recoverable Hydrocarbons							
TRH C6-C9	mg/kg	< 20			20	Pass	
TRH C10-C14	mg/kg	< 20			20	Pass	
TRH C15-C28	mg/kg	< 50			50	Pass	
TRH C29-C36	mg/kg	< 50			50	Pass	
TRH C6-C10	mg/kg	< 20			20	Pass	
TRH >C10-C16	mg/kg	< 50			50	Pass	
TRH >C16-C34	mg/kg	< 100			100	Pass	
TRH >C34-C40	mg/kg	< 100			100	Pass	
Method Blank							
BTEX							
Benzene	mg/kg	< 0.1			0.1	Pass	
Toluene	mg/kg	< 0.1			0.1	Pass	
Ethylbenzene	mg/kg	< 0.1			0.1	Pass	
m&p-Xylenes	mg/kg	< 0.2			0.2	Pass	
o-Xylene	mg/kg	< 0.1			0.1	Pass	
Xylenes - Total*	mg/kg	< 0.3			0.3	Pass	
Method Blank							
Volatile Organics							
1.1-Dichloroethane	mg/kg	< 0.5			0.5	Pass	
1.1-Dichloroethene	mg/kg	< 0.5			0.5	Pass	
1.1.1-Trichloroethane	mg/kg	< 0.5			0.5	Pass	
1.1.1.2-Tetrachloroethane	mg/kg	< 0.5			0.5	Pass	
1.1.2-Trichloroethane	mg/kg	< 0.5			0.5	Pass	
1.1.2.2-Tetrachloroethane	mg/kg	< 0.5			0.5	Pass	
1.2-Dibromoethane	mg/kg	< 0.5			0.5	Pass	
1.2-Dichlorobenzene	mg/kg	< 0.5			0.5	Pass	
1.2-Dichloroethane	mg/kg	< 0.5			0.5	Pass	
1.2-Dichloropropane	mg/kg	< 0.5			0.5	Pass	
1.2.3-Trichloropropane	mg/kg	< 0.5			0.5	Pass	
1.2.4-Trimethylbenzene	mg/kg	< 0.5			0.5	Pass	
1.3-Dichlorobenzene	mg/kg	< 0.5			0.5	Pass	
1.3-Dichloropropane	mg/kg	< 0.5			0.5	Pass	
1.3.5-Trimethylbenzene	mg/kg	< 0.5			0.5	Pass	
1.4-Dichlorobenzene	mg/kg	< 0.5			0.5	Pass	
2-Butanone (MEK)	mg/kg	< 0.5			0.5	Pass	
2-Propanone (Acetone)	mg/kg	< 0.5			0.5	Pass	
4-Chlorotoluene	mg/kg	< 0.5			0.5	Pass	
4-Methyl-2-pentanone (MIBK)	mg/kg	< 0.5			0.5	Pass	
Allyl chloride	mg/kg	< 0.5			0.5	Pass	
Benzene	mg/kg	< 0.1			0.1	Pass	
Bromobenzene	mg/kg	< 0.5			0.5	Pass	
Bromochloromethane	mg/kg	< 0.5			0.5	Pass	
Bromodichloromethane	mg/kg	< 0.5			0.5	Pass	
Bromoform	mg/kg	< 0.5			0.5	Pass	
Bromomethane	mg/kg	< 0.5			0.5	Pass	
Carbon disulfide	mg/kg	< 0.5			0.5	Pass	
Carbon Tetrachloride	mg/kg	< 0.5			0.5	Pass	
Chlorobenzene	mg/kg	< 0.5			0.5	Pass	
Chloroethane	mg/kg	< 0.5			0.5	Pass	
Chloroform	mg/kg	< 0.5			0.5	Pass	

Test	Units	Result 1			Acceptance Limits	Pass Limits	Qualifying Code
Chloromethane	mg/kg	< 0.5			0.5	Pass	
cis-1.2-Dichloroethene	mg/kg	< 0.5			0.5	Pass	
cis-1.3-Dichloropropene	mg/kg	< 0.5			0.5	Pass	
Dibromochloromethane	mg/kg	< 0.5			0.5	Pass	
Dibromomethane	mg/kg	< 0.5			0.5	Pass	
Dichlorodifluoromethane	mg/kg	< 0.5			0.5	Pass	
Ethylbenzene	mg/kg	< 0.1			0.1	Pass	
Iodomethane	mg/kg	< 0.5			0.5	Pass	
Isopropyl benzene (Cumene)	mg/kg	< 0.5			0.5	Pass	
m&p-Xylenes	mg/kg	< 0.2			0.2	Pass	
Methylene Chloride	mg/kg	< 0.5			0.5	Pass	
o-Xylene	mg/kg	< 0.1			0.1	Pass	
Styrene	mg/kg	< 0.5			0.5	Pass	
Tetrachloroethene	mg/kg	< 0.5			0.5	Pass	
Toluene	mg/kg	< 0.1			0.1	Pass	
trans-1.2-Dichloroethene	mg/kg	< 0.5			0.5	Pass	
trans-1.3-Dichloropropene	mg/kg	< 0.5			0.5	Pass	
Trichloroethene	mg/kg	< 0.5			0.5	Pass	
Trichlorofluoromethane	mg/kg	< 0.5			0.5	Pass	
Vinyl chloride	mg/kg	< 0.5			0.5	Pass	
Xylenes - Total*	mg/kg	< 0.3			0.3	Pass	
Method Blank							
Total Recoverable Hydrocarbons - 2013 NEPM Fractions							
Naphthalene	mg/kg	< 0.5			0.5	Pass	
Method Blank							
Polycyclic Aromatic Hydrocarbons							
Acenaphthene	mg/kg	< 0.5			0.5	Pass	
Acenaphthylene	mg/kg	< 0.5			0.5	Pass	
Anthracene	mg/kg	< 0.5			0.5	Pass	
Benz(a)anthracene	mg/kg	< 0.5			0.5	Pass	
Benzo(a)pyrene	mg/kg	< 0.5			0.5	Pass	
Benzo(b&j)fluoranthene	mg/kg	< 0.5			0.5	Pass	
Benzo(g.h.i)perylene	mg/kg	< 0.5			0.5	Pass	
Benzo(k)fluoranthene	mg/kg	< 0.5			0.5	Pass	
Chrysene	mg/kg	< 0.5			0.5	Pass	
Dibenz(a.h)anthracene	mg/kg	< 0.5			0.5	Pass	
Fluoranthene	mg/kg	< 0.5			0.5	Pass	
Fluorene	mg/kg	< 0.5			0.5	Pass	
Indeno(1.2.3-cd)pyrene	mg/kg	< 0.5			0.5	Pass	
Naphthalene	mg/kg	< 0.5			0.5	Pass	
Phenanthrene	mg/kg	< 0.5			0.5	Pass	
Pyrene	mg/kg	< 0.5			0.5	Pass	
Method Blank							
Organochlorine Pesticides							
Chlordanes - Total	mg/kg	< 0.1			0.1	Pass	
4.4'-DDD	mg/kg	< 0.05			0.05	Pass	
4.4'-DDE	mg/kg	< 0.05			0.05	Pass	
4.4'-DDT	mg/kg	< 0.05			0.05	Pass	
a-HCH	mg/kg	< 0.05			0.05	Pass	
Aldrin	mg/kg	< 0.05			0.05	Pass	
b-HCH	mg/kg	< 0.05			0.05	Pass	
d-HCH	mg/kg	< 0.05			0.05	Pass	
Dieldrin	mg/kg	< 0.05			0.05	Pass	
Endosulfan I	mg/kg	< 0.05			0.05	Pass	

Test	Units	Result 1			Acceptance Limits	Pass Limits	Qualifying Code
Endosulfan II	mg/kg	< 0.05			0.05	Pass	
Endosulfan sulphate	mg/kg	< 0.05			0.05	Pass	
Endrin	mg/kg	< 0.05			0.05	Pass	
Endrin aldehyde	mg/kg	< 0.05			0.05	Pass	
Endrin ketone	mg/kg	< 0.05			0.05	Pass	
g-HCH (Lindane)	mg/kg	< 0.05			0.05	Pass	
Heptachlor	mg/kg	< 0.05			0.05	Pass	
Heptachlor epoxide	mg/kg	< 0.05			0.05	Pass	
Hexachlorobenzene	mg/kg	< 0.05			0.05	Pass	
Methoxychlor	mg/kg	< 0.05			0.05	Pass	
Toxaphene	mg/kg	< 0.5			0.5	Pass	
Method Blank							
Polychlorinated Biphenyls							
Aroclor-1016	mg/kg	< 0.1			0.1	Pass	
Aroclor-1221	mg/kg	< 0.1			0.1	Pass	
Aroclor-1232	mg/kg	< 0.1			0.1	Pass	
Aroclor-1242	mg/kg	< 0.1			0.1	Pass	
Aroclor-1248	mg/kg	< 0.1			0.1	Pass	
Aroclor-1254	mg/kg	< 0.1			0.1	Pass	
Aroclor-1260	mg/kg	< 0.1			0.1	Pass	
Total PCB*	mg/kg	< 0.1			0.1	Pass	
Method Blank							
Semivolatile Organics							
2-Methyl-4.6-dinitrophenol	mg/kg	< 5			5	Pass	
1-Chloronaphthalene	mg/kg	< 0.5			0.5	Pass	
1-Naphthylamine	mg/kg	< 0.5			0.5	Pass	
1.2-Dichlorobenzene	mg/kg	< 0.5			0.5	Pass	
1.2.3-Trichlorobenzene	mg/kg	< 0.5			0.5	Pass	
1.2.3.4-Tetrachlorobenzene	mg/kg	< 0.5			0.5	Pass	
1.2.3.5-Tetrachlorobenzene	mg/kg	< 0.5			0.5	Pass	
1.2.4-Trichlorobenzene	mg/kg	< 0.5			0.5	Pass	
1.2.4.5-Tetrachlorobenzene	mg/kg	< 0.5			0.5	Pass	
1.3-Dichlorobenzene	mg/kg	< 0.5			0.5	Pass	
1.3.5-Trichlorobenzene	mg/kg	< 0.5			0.5	Pass	
1.4-Dichlorobenzene	mg/kg	< 0.5			0.5	Pass	
2-Chloronaphthalene	mg/kg	< 0.5			0.5	Pass	
2-Chlorophenol	mg/kg	< 0.5			0.5	Pass	
2-Methylnaphthalene	mg/kg	< 0.5			0.5	Pass	
2-Methylphenol (o-Cresol)	mg/kg	< 0.2			0.2	Pass	
2-Naphthylamine	mg/kg	< 0.5			0.5	Pass	
2-Nitroaniline	mg/kg	< 1			1	Pass	
2-Nitrophenol	mg/kg	< 1			1	Pass	
2-Picoline	mg/kg	< 0.5			0.5	Pass	
2.3.4.6-Tetrachlorophenol	mg/kg	< 0.5			0.5	Pass	
2.4-Dichlorophenol	mg/kg	< 0.5			0.5	Pass	
2.4-Dimethylphenol	mg/kg	< 0.5			0.5	Pass	
2.4-Dinitrophenol	mg/kg	< 5			5	Pass	
2.4-Dinitrotoluene	mg/kg	< 0.5			0.5	Pass	
2.4.5-Trichlorophenol	mg/kg	< 1			1	Pass	
2.4.6-Trichlorophenol	mg/kg	< 1			1	Pass	
2.6-Dichlorophenol	mg/kg	< 0.5			0.5	Pass	
2.6-Dinitrotoluene	mg/kg	< 1			1	Pass	
3&4-Methylphenol (m&p-Cresol)	mg/kg	< 0.4			0.4	Pass	
3-Methylcholanthrene	mg/kg	< 0.5			0.5	Pass	

Test	Units	Result 1			Acceptance Limits	Pass Limits	Qualifying Code
3.3'-Dichlorobenzidine	mg/kg	< 0.5			0.5	Pass	
4-Aminobiphenyl	mg/kg	< 0.5			0.5	Pass	
4-Chloro-3-methylphenol	mg/kg	< 1			1	Pass	
4-Nitrophenol	mg/kg	< 5			5	Pass	
4.4'-DDD	mg/kg	< 0.5			0.5	Pass	
4.4'-DDE	mg/kg	< 0.5			0.5	Pass	
4.4'-DDT	mg/kg	< 1			1	Pass	
7.12-Dimethylbenz(a)anthracene	mg/kg	< 0.5			0.5	Pass	
a-HCH	mg/kg	< 0.5			0.5	Pass	
Acetophenone	mg/kg	< 0.5			0.5	Pass	
Aldrin	mg/kg	< 0.5			0.5	Pass	
Aniline	mg/kg	< 0.5			0.5	Pass	
b-HCH	mg/kg	< 0.5			0.5	Pass	
Benzyl chloride	mg/kg	< 0.5			0.5	Pass	
Bis(2-ethylhexyl)phthalate	mg/kg	< 5			5	Pass	
Butyl benzyl phthalate	mg/kg	< 0.5			0.5	Pass	
d-HCH	mg/kg	< 0.5			0.5	Pass	
Di-n-butyl phthalate	mg/kg	< 0.5			0.5	Pass	
Di-n-octyl phthalate	mg/kg	< 0.5			0.5	Pass	
Dibenz(a.j)acridine	mg/kg	< 0.5			0.5	Pass	
Dibenzofuran	mg/kg	< 0.5			0.5	Pass	
Dieldrin	mg/kg	< 0.5			0.5	Pass	
Diethyl phthalate	mg/kg	< 0.5			0.5	Pass	
Dimethyl phthalate	mg/kg	< 0.5			0.5	Pass	
Dimethylaminoazobenzene	mg/kg	< 0.5			0.5	Pass	
Diphenylamine	mg/kg	< 0.5			0.5	Pass	
Endosulfan I	mg/kg	< 0.5			0.5	Pass	
Endosulfan II	mg/kg	< 0.5			0.5	Pass	
Endosulfan sulphate	mg/kg	< 0.5			0.5	Pass	
Endrin	mg/kg	< 0.5			0.5	Pass	
Endrin aldehyde	mg/kg	< 0.5			0.5	Pass	
Endrin ketone	mg/kg	< 0.5			0.5	Pass	
g-HCH (Lindane)	mg/kg	< 0.5			0.5	Pass	
Heptachlor	mg/kg	< 0.5			0.5	Pass	
Heptachlor epoxide	mg/kg	< 0.5			0.5	Pass	
Hexachlorobenzene	mg/kg	< 0.5			0.5	Pass	
Hexachlorobutadiene	mg/kg	< 0.5			0.5	Pass	
Hexachlorocyclopentadiene	mg/kg	< 1			1	Pass	
Hexachloroethane	mg/kg	< 0.5			0.5	Pass	
Methoxychlor	mg/kg	< 0.5			0.5	Pass	
N-Nitrosodibutylamine	mg/kg	< 0.5			0.5	Pass	
N-Nitrosodipropylamine	mg/kg	< 0.5			0.5	Pass	
N-Nitrosopiperidine	mg/kg	< 0.5			0.5	Pass	
Nitrobenzene	mg/kg	< 0.5			0.5	Pass	
Pentachlorobenzene	mg/kg	< 0.5			0.5	Pass	
Pentachloronitrobenzene	mg/kg	< 0.5			0.5	Pass	
Pentachlorophenol	mg/kg	< 1			1	Pass	
Phenol	mg/kg	< 0.5			0.5	Pass	
Pronamide	mg/kg	< 0.5			0.5	Pass	
Trifluralin	mg/kg	< 0.5			0.5	Pass	
Method Blank							
Haloethers							
4-Bromophenyl phenyl ether	mg/kg	< 0.5			0.5	Pass	
4-Chlorophenyl phenyl ether	mg/kg	< 0.5			0.5	Pass	

Test	Units	Result 1			Acceptance Limits	Pass Limits	Qualifying Code
Bis(2-chloroethoxy)methane	mg/kg	< 0.5			0.5	Pass	
Bis(2-chloroisopropyl)ether	mg/kg	< 0.5			0.5	Pass	
Method Blank							
Heavy Metals							
Arsenic	mg/kg	< 2			2	Pass	
Cadmium	mg/kg	< 0.4			0.4	Pass	
Chromium	mg/kg	< 5			5	Pass	
Copper	mg/kg	< 5			5	Pass	
Lead	mg/kg	< 5			5	Pass	
Mercury	mg/kg	0.3			0.1	Fail	Q15
Nickel	mg/kg	< 5			5	Pass	
Zinc	mg/kg	< 5			5	Pass	
Method Blank							
Perfluoroalkyl carboxylic acids (PFCAs)							
Perfluorobutanoic acid (PFBA)	ug/kg	< 5			5	Pass	
Perfluoropentanoic acid (PFPeA)	ug/kg	< 5			5	Pass	
Perfluorohexanoic acid (PFHxA)	ug/kg	< 5			5	Pass	
Perfluoroheptanoic acid (PFHpA)	ug/kg	< 5			5	Pass	
Perfluorooctanoic acid (PFOA)	ug/kg	< 5			5	Pass	
Perfluorononanoic acid (PFNA)	ug/kg	< 5			5	Pass	
Perfluorodecanoic acid (PFDA)	ug/kg	< 5			5	Pass	
Perfluoroundecanoic acid (PFUnDA)	ug/kg	< 5			5	Pass	
Perfluorododecanoic acid (PFDoDA)	ug/kg	< 5			5	Pass	
Perfluorotridecanoic acid (PFTrDA)	ug/kg	< 5			5	Pass	
Perfluorotetradecanoic acid (PFTeDA)	ug/kg	< 5			5	Pass	
Method Blank							
Perfluoroalkyl sulfonamido substances							
Perfluorooctane sulfonamide (FOSA)	ug/kg	< 5			5	Pass	
N-methylperfluoro-1-octane sulfonamide (N-MeFOSA)	ug/kg	< 5			5	Pass	
N-ethylperfluoro-1-octane sulfonamide (N-EtFOSA)	ug/kg	< 5			5	Pass	
2-(N-methylperfluoro-1-octane sulfonamido)-ethanol(N-MeFOSE)	ug/kg	< 5			5	Pass	
2-(N-ethylperfluoro-1-octane sulfonamido)-ethanol(N-EtFOSE)	ug/kg	< 5			5	Pass	
N-ethyl-perfluorooctanesulfonamidoacetic acid (N-EtFOSAA)	ug/kg	< 10			10	Pass	
N-methyl-perfluorooctanesulfonamidoacetic acid (N-MeFOSAA)	ug/kg	< 10			10	Pass	
Method Blank							
Perfluoroalkyl sulfonic acids (PFSAs)							
Perfluorobutanesulfonic acid (PFBS)	ug/kg	< 5			5	Pass	
Perfluorononanesulfonic acid (PFNS)	ug/kg	< 5			5	Pass	
Perfluoropropanesulfonic acid (PFPrS)	ug/kg	< 5			5	Pass	
Perfluoropentanesulfonic acid (PFPeS)	ug/kg	< 5			5	Pass	
Perfluorohexanesulfonic acid (PFHxS)	ug/kg	< 5			5	Pass	
Perfluoroheptanesulfonic acid (PFHpS)	ug/kg	< 5			5	Pass	
Perfluorooctanesulfonic acid (PFOS)	ug/kg	< 5			5	Pass	
Perfluorodecanesulfonic acid (PFDS)	ug/kg	< 5			5	Pass	
Method Blank							
n:2 Fluorotelomer sulfonic acids (n:2 FTSAs)							
1H.1H.2H.2H-perfluorohexanesulfonic acid (4:2 FTSA)	ug/kg	< 5			5	Pass	
1H.1H.2H.2H-perfluorooctanesulfonic acid(6:2 FTSA)	ug/kg	< 10			10	Pass	
1H.1H.2H.2H-perfluorodecanesulfonic acid (8:2 FTSA)	ug/kg	< 5			5	Pass	
1H.1H.2H.2H-perfluorododecanesulfonic acid (10:2 FTSA)	ug/kg	< 5			5	Pass	
LCS - % Recovery							
Total Recoverable Hydrocarbons							
TRH C6-C9	%	84			70-130	Pass	
TRH C10-C14	%	89			70-130	Pass	

Test	Units	Result 1			Acceptance Limits	Pass Limits	Qualifying Code
TRH C6-C10	%	83			70-130	Pass	
TRH >C10-C16	%	84			70-130	Pass	
LCS - % Recovery							
BTEX							
Benzene	%	102			70-130	Pass	
Toluene	%	108			70-130	Pass	
Ethylbenzene	%	101			70-130	Pass	
m&p-Xylenes	%	104			70-130	Pass	
o-Xylene	%	105			70-130	Pass	
Xylenes - Total*	%	104			70-130	Pass	
LCS - % Recovery							
Volatile Organics							
1.1-Dichloroethene	%	102			70-130	Pass	
1.1.1-Trichloroethane	%	80			70-130	Pass	
1.2-Dichlorobenzene	%	115			70-130	Pass	
1.2-Dichloroethane	%	120			70-130	Pass	
Benzene	%	98			70-130	Pass	
Ethylbenzene	%	100			70-130	Pass	
m&p-Xylenes	%	100			70-130	Pass	
o-Xylene	%	107			70-130	Pass	
Toluene	%	104			70-130	Pass	
Trichloroethene	%	74			70-130	Pass	
Xylenes - Total*	%	102			70-130	Pass	
LCS - % Recovery							
Total Recoverable Hydrocarbons - 2013 NEPM Fractions							
Naphthalene	%	92			70-130	Pass	
LCS - % Recovery							
Polycyclic Aromatic Hydrocarbons							
Acenaphthene	%	89			70-130	Pass	
Acenaphthylene	%	96			70-130	Pass	
Anthracene	%	86			70-130	Pass	
Benz(a)anthracene	%	87			70-130	Pass	
Benzo(a)pyrene	%	89			70-130	Pass	
Benzo(b&j)fluoranthene	%	88			70-130	Pass	
Benzo(g.h.i)perylene	%	93			70-130	Pass	
Benzo(k)fluoranthene	%	91			70-130	Pass	
Chrysene	%	95			70-130	Pass	
Dibenz(a.h)anthracene	%	92			70-130	Pass	
Fluoranthene	%	86			70-130	Pass	
Fluorene	%	90			70-130	Pass	
Indeno(1.2.3-cd)pyrene	%	89			70-130	Pass	
Naphthalene	%	90			70-130	Pass	
Phenanthrene	%	90			70-130	Pass	
Pyrene	%	88			70-130	Pass	
LCS - % Recovery							
Organochlorine Pesticides							
Chlordanes - Total	%	94			70-130	Pass	
4.4'-DDD	%	98			70-130	Pass	
4.4'-DDE	%	96			70-130	Pass	
4.4'-DDT	%	89			70-130	Pass	
a-HCH	%	91			70-130	Pass	
Aldrin	%	92			70-130	Pass	
b-HCH	%	88			70-130	Pass	
d-HCH	%	87			70-130	Pass	

Test	Units	Result 1			Acceptance Limits	Pass Limits	Qualifying Code
Dieldrin	%	89			70-130	Pass	
Endosulfan I	%	96			70-130	Pass	
Endosulfan II	%	85			70-130	Pass	
Endosulfan sulphate	%	93			70-130	Pass	
Endrin	%	91			70-130	Pass	
Endrin aldehyde	%	79			70-130	Pass	
Endrin ketone	%	92			70-130	Pass	
g-HCH (Lindane)	%	83			70-130	Pass	
Heptachlor	%	93			70-130	Pass	
Heptachlor epoxide	%	89			70-130	Pass	
Hexachlorobenzene	%	90			70-130	Pass	
Methoxychlor	%	92			70-130	Pass	
LCS - % Recovery							
Polychlorinated Biphenyls							
Aroclor-1016	%	92			70-130	Pass	
Aroclor-1260	%	95			70-130	Pass	
LCS - % Recovery							
Semivolatile Organics							
2-Methyl-4.6-dinitrophenol	%	82			25-140	Pass	
1.2.4-Trichlorobenzene	%	104			70-130	Pass	
1.4-Dichlorobenzene	%	102			70-130	Pass	
2-Chlorophenol	%	89			25-140	Pass	
2-Methylphenol (o-Cresol)	%	92			25-140	Pass	
2-Nitrophenol	%	93			25-140	Pass	
2.4-Dichlorophenol	%	99			25-140	Pass	
2.4-Dimethylphenol	%	89			25-140	Pass	
2.4-Dinitrophenol	%	86			25-140	Pass	
2.4-Dinitrotoluene	%	88			70-130	Pass	
2.4.5-Trichlorophenol	%	89			25-140	Pass	
2.4.6-Trichlorophenol	%	96			25-140	Pass	
2.6-Dichlorophenol	%	97			25-140	Pass	
3&4-Methylphenol (m&p-Cresol)	%	91			25-140	Pass	
4-Chloro-3-methylphenol	%	89			25-140	Pass	
4-Nitrophenol	%	82			25-140	Pass	
Endrin aldehyde	%	79			70-130	Pass	
N-Nitrosodipropylamine	%	98			70-130	Pass	
Pentachlorophenol	%	96			25-140	Pass	
Phenol	%	90			25-140	Pass	
LCS - % Recovery							
Heavy Metals							
Arsenic	%	108			80-120	Pass	
Cadmium	%	108			80-120	Pass	
Chromium	%	113			80-120	Pass	
Copper	%	116			80-120	Pass	
Lead	%	113			80-120	Pass	
Mercury	%	95			80-120	Pass	
Nickel	%	114			80-120	Pass	
Zinc	%	112			80-120	Pass	
LCS - % Recovery							
Perfluoroalkyl carboxylic acids (PFCAs)							
Perfluorobutanoic acid (PFBA)	%	108			50-150	Pass	
Perfluoropentanoic acid (PFPeA)	%	115			50-150	Pass	
Perfluorohexanoic acid (PFHxA)	%	116			50-150	Pass	
Perfluoroheptanoic acid (PFHpA)	%	117			50-150	Pass	

Test	Units	Result 1			Acceptance Limits	Pass Limits	Qualifying Code
Perfluorooctanoic acid (PFOA)	%	109			50-150	Pass	
Perfluorononanoic acid (PFNA)	%	114			50-150	Pass	
Perfluorodecanoic acid (PFDA)	%	100			50-150	Pass	
Perfluoroundecanoic acid (PFUnDA)	%	112			50-150	Pass	
Perfluorododecanoic acid (PFDoDA)	%	116			50-150	Pass	
Perfluorotridecanoic acid (PFTrDA)	%	98			50-150	Pass	
Perfluorotetradecanoic acid (PFTeDA)	%	116			50-150	Pass	
LCS - % Recovery							
Perfluoroalkyl sulfonamido substances							
Perfluorooctane sulfonamide (FOSA)	%	113			50-150	Pass	
N-methylperfluoro-1-octane sulfonamide (N-MeFOSA)	%	96			50-150	Pass	
N-ethylperfluoro-1-octane sulfonamide (N-EtFOSA)	%	107			50-150	Pass	
2-(N-methylperfluoro-1-octane sulfonamido)-ethanol(N-MeFOSE)	%	109			50-150	Pass	
2-(N-ethylperfluoro-1-octane sulfonamido)-ethanol(N-EtFOSE)	%	112			50-150	Pass	
N-ethyl-perfluorooctanesulfonamidoacetic acid (N-EtFOSAA)	%	85			50-150	Pass	
N-methyl-perfluorooctanesulfonamidoacetic acid (N-MeFOSAA)	%	111			50-150	Pass	
LCS - % Recovery							
Perfluoroalkyl sulfonic acids (PFSAs)							
Perfluorobutanesulfonic acid (PFBS)	%	113			50-150	Pass	
Perfluorononanesulfonic acid (PFNS)	%	119			50-150	Pass	
Perfluoropropanesulfonic acid (PFPrS)	%	95			50-150	Pass	
Perfluoropentanesulfonic acid (PFPeS)	%	91			50-150	Pass	
Perfluorohexanesulfonic acid (PFHxS)	%	108			50-150	Pass	
Perfluoroheptanesulfonic acid (PFHpS)	%	115			50-150	Pass	
Perfluorooctanesulfonic acid (PFOS)	%	111			50-150	Pass	
Perfluorodecanesulfonic acid (PFDS)	%	116			50-150	Pass	
LCS - % Recovery							
n:2 Fluorotelomer sulfonic acids (n:2 FTSAs)							
1H.1H.2H.2H-perfluorohexanesulfonic acid (4:2 FTSA)	%	108			50-150	Pass	
1H.1H.2H.2H-perfluorooctanesulfonic acid(6:2 FTSA)	%	97			50-150	Pass	
1H.1H.2H.2H-perfluorodecanesulfonic acid (8:2 FTSA)	%	110			50-150	Pass	
1H.1H.2H.2H-perfluorododecanesulfonic acid (10:2 FTSA)	%	122			50-150	Pass	

Test	Lab Sample ID	QA Source	Units	Result 1			Acceptance Limits	Pass Limits	Qualifying Code
Spike - % Recovery									
Volatile Organics				Result 1					
1.1-Dichloroethene	S24-Fe0028274	NCP	%	81			70-130	Pass	
1.2-Dichlorobenzene	S24-Fe0028274	NCP	%	107			70-130	Pass	
1.2-Dichloroethane	S24-Fe0028274	NCP	%	105			70-130	Pass	
Spike - % Recovery									
Organochlorine Pesticides				Result 1					
Chlordanes - Total	S24-Fe0031712	NCP	%	118			70-130	Pass	
4.4'-DDD	S24-Fe0031712	NCP	%	108			70-130	Pass	
4.4'-DDE	S24-Fe0031712	NCP	%	110			70-130	Pass	
4.4'-DDT	S24-Fe0031712	NCP	%	113			70-130	Pass	
a-HCH	S24-Fe0031712	NCP	%	112			70-130	Pass	
Aldrin	S24-Fe0031712	NCP	%	117			70-130	Pass	
b-HCH	S24-Fe0031712	NCP	%	101			70-130	Pass	
d-HCH	S24-Fe0031712	NCP	%	101			70-130	Pass	
Dieldrin	S24-Fe0031712	NCP	%	109			70-130	Pass	
Endosulfan I	S24-Fe0031712	NCP	%	111			70-130	Pass	
Endosulfan II	S24-Fe0031712	NCP	%	96			70-130	Pass	
Endosulfan sulphate	S24-Fe0031712	NCP	%	108			70-130	Pass	
Endrin	S24-Fe0031712	NCP	%	117			70-130	Pass	

Test	Lab Sample ID	QA Source	Units	Result 1			Acceptance Limits	Pass Limits	Qualifying Code
Endrin aldehyde	S24-Fe0031712	NCP	%	108			70-130	Pass	
Endrin ketone	S24-Fe0031712	NCP	%	102			70-130	Pass	
g-HCH (Lindane)	S24-Fe0031712	NCP	%	109			70-130	Pass	
Heptachlor	S24-Fe0031712	NCP	%	116			70-130	Pass	
Heptachlor epoxide	S24-Fe0031712	NCP	%	112			70-130	Pass	
Hexachlorobenzene	S24-Fe0031712	NCP	%	114			70-130	Pass	
Methoxychlor	S24-Fe0031712	NCP	%	115			70-130	Pass	
Spike - % Recovery									
Polychlorinated Biphenyls				Result 1					
Aroclor-1016	S24-Fe0031712	NCP	%	107			70-130	Pass	
Aroclor-1260	S24-Fe0031712	NCP	%	107			70-130	Pass	
Spike - % Recovery									
Semivolatile Organics				Result 1					
Endrin aldehyde	S24-Fe0031712	NCP	%	108			70-130	Pass	
Spike - % Recovery									
Perfluoroalkyl carboxylic acids (PFCAs)				Result 1					
Perfluorobutanoic acid (PFBA)	S24-Fe0026222	NCP	%	85			50-150	Pass	
Perfluoropentanoic acid (PFPeA)	S24-Fe0026222	NCP	%	91			50-150	Pass	
Perfluorohexanoic acid (PFHxA)	S24-Fe0026222	NCP	%	97			50-150	Pass	
Perfluoroheptanoic acid (PFHpA)	S24-Fe0026222	NCP	%	90			50-150	Pass	
Perfluorooctanoic acid (PFOA)	S24-Fe0026222	NCP	%	88			50-150	Pass	
Perfluorononanoic acid (PFNA)	S24-Fe0026222	NCP	%	92			50-150	Pass	
Perfluorodecanoic acid (PFDA)	S24-Fe0026222	NCP	%	91			50-150	Pass	
Perfluoroundecanoic acid (PFUnDA)	S24-Fe0026222	NCP	%	81			50-150	Pass	
Perfluorododecanoic acid (PFDoDA)	S24-Fe0026222	NCP	%	88			50-150	Pass	
Perfluorotridecanoic acid (PFTrDA)	S24-Fe0026222	NCP	%	89			50-150	Pass	
Perfluorotetradecanoic acid (PFTeDA)	S24-Fe0026222	NCP	%	97			50-150	Pass	
Spike - % Recovery									
Perfluoroalkyl sulfonamido substances				Result 1					
Perfluorooctane sulfonamide (FOSA)	S24-Fe0026222	NCP	%	81			50-150	Pass	
N-methylperfluoro-1-octane sulfonamide (N-MeFOSA)	S24-Fe0026222	NCP	%	72			50-150	Pass	
N-ethylperfluoro-1-octane sulfonamide (N-EtFOSA)	S24-Fe0026222	NCP	%	95			50-150	Pass	
2-(N-methylperfluoro-1-octane sulfonamido)-ethanol(N-MeFOSE)	S24-Fe0026222	NCP	%	80			50-150	Pass	
2-(N-ethylperfluoro-1-octane sulfonamido)-ethanol(N-EtFOSE)	S24-Fe0026222	NCP	%	90			50-150	Pass	
N-ethyl-perfluorooctanesulfonamidoacetic acid (N-EtFOSAA)	S24-Fe0026222	NCP	%	80			50-150	Pass	
N-methyl-perfluorooctanesulfonamidoacetic acid (N-MeFOSAA)	S24-Fe0026222	NCP	%	85			50-150	Pass	
Spike - % Recovery									
Perfluoroalkyl sulfonic acids (PFSAs)				Result 1					
Perfluorobutanesulfonic acid (PFBS)	S24-Fe0026222	NCP	%	87			50-150	Pass	
Perfluorononanesulfonic acid (PFNS)	S24-Fe0026222	NCP	%	80			50-150	Pass	
Perfluoropropanesulfonic acid (PFPrS)	S24-Fe0026222	NCP	%	78			50-150	Pass	
Perfluoropentanesulfonic acid (PFPeS)	S24-Fe0026222	NCP	%	80			50-150	Pass	

Test	Lab Sample ID	QA Source	Units	Result 1			Acceptance Limits	Pass Limits	Qualifying Code
Perfluorohexanesulfonic acid (PFHxS)	S24-Fe0026222	NCP	%	90			50-150	Pass	
Perfluoroheptanesulfonic acid (PFHpS)	S24-Fe0026222	NCP	%	89			50-150	Pass	
Perfluorooctanesulfonic acid (PFOS)	S24-Fe0026222	NCP	%	79			50-150	Pass	
Perfluorodecanesulfonic acid (PFDS)	S24-Fe0026222	NCP	%	83			50-150	Pass	
Spike - % Recovery									
n:2 Fluorotelomer sulfonic acids (n:2 FTSAs)				Result 1					
1H.1H.2H.2H-perfluorohexanesulfonic acid (4:2 FTSA)	S24-Fe0026222	NCP	%	69			50-150	Pass	
1H.1H.2H.2H-perfluorooctanesulfonic acid(6:2 FTSA)	S24-Fe0026222	NCP	%	87			50-150	Pass	
1H.1H.2H.2H-perfluorodecanesulfonic acid (8:2 FTSA)	S24-Fe0026222	NCP	%	63			50-150	Pass	
1H.1H.2H.2H-perfluorododecanesulfonic acid (10:2 FTSA)	S24-Fe0026222	NCP	%	91			50-150	Pass	
Spike - % Recovery									
Polycyclic Aromatic Hydrocarbons				Result 1					
Acenaphthene	S24-Fe0031397	NCP	%	103			70-130	Pass	
Acenaphthylene	S24-Fe0031397	NCP	%	97			70-130	Pass	
Anthracene	S24-Fe0031397	NCP	%	83			70-130	Pass	
Benz(a)anthracene	S24-Fe0031397	NCP	%	99			70-130	Pass	
Benzo(a)pyrene	S24-Fe0031397	NCP	%	106			70-130	Pass	
Benzo(b&j)fluoranthene	S24-Fe0031397	NCP	%	109			70-130	Pass	
Benzo(g.h.i)perylene	N24-Fe0023097	NCP	%	109			70-130	Pass	
Benzo(k)fluoranthene	S24-Fe0031397	NCP	%	108			70-130	Pass	
Chrysene	S24-Fe0031397	NCP	%	117			70-130	Pass	
Dibenz(a.h)anthracene	S24-Fe0031397	NCP	%	120			70-130	Pass	
Fluoranthene	S24-Fe0031397	NCP	%	87			70-130	Pass	
Fluorene	S24-Fe0031397	NCP	%	98			70-130	Pass	
Indeno(1.2.3-cd)pyrene	S24-Fe0031397	NCP	%	115			70-130	Pass	
Naphthalene	S24-Fe0031397	NCP	%	108			70-130	Pass	
Phenanthrene	S24-Fe0031397	NCP	%	86			70-130	Pass	
Pyrene	S24-Fe0031397	NCP	%	107			70-130	Pass	
Spike - % Recovery									
Total Recoverable Hydrocarbons				Result 1					
TRH C10-C14	S24-Fe0031868	CP	%	79			70-130	Pass	
TRH >C10-C16	S24-Fe0031868	CP	%	75			70-130	Pass	
Spike - % Recovery									
Heavy Metals				Result 1					
Arsenic	S24-Fe0031868	CP	%	107			75-125	Pass	
Cadmium	S24-Fe0031868	CP	%	101			75-125	Pass	
Chromium	S24-Fe0031868	CP	%	108			75-125	Pass	
Copper	S24-Fe0031868	CP	%	110			75-125	Pass	
Lead	S24-Fe0031868	CP	%	112			75-125	Pass	
Mercury	S24-Fe0031868	CP	%	108			75-125	Pass	
Nickel	S24-Fe0031868	CP	%	117			75-125	Pass	
Zinc	S24-Fe0031868	CP	%	91			75-125	Pass	
Spike - % Recovery									
Total Recoverable Hydrocarbons				Result 1					
TRH C6-C9	S24-Fe0031869	CP	%	89			70-130	Pass	
TRH C6-C10	S24-Fe0031869	CP	%	89			70-130	Pass	

Test	Lab Sample ID	QA Source	Units	Result 1			Acceptance Limits	Pass Limits	Qualifying Code
Spike - % Recovery									
BTEX				Result 1					
Benzene	S24-Fe0031869	CP	%	87			70-130	Pass	
Toluene	S24-Fe0031869	CP	%	86			70-130	Pass	
Ethylbenzene	S24-Fe0031869	CP	%	92			70-130	Pass	
m&p-Xylenes	S24-Fe0031869	CP	%	93			70-130	Pass	
o-Xylene	S24-Fe0031869	CP	%	93			70-130	Pass	
Xylenes - Total*	S24-Fe0031869	CP	%	93			70-130	Pass	
Spike - % Recovery									
Total Recoverable Hydrocarbons - 2013 NEPM Fractions				Result 1					
Naphthalene	S24-Fe0031869	CP	%	72			70-130	Pass	
Test	**Lab Sample ID**	**QA Source**	**Units**	**Result 1**			**Acceptance Limits**	**Pass Limits**	**Qualifying Code**
Duplicate									
Total Recoverable Hydrocarbons				Result 1	Result 2	RPD			
TRH C10-C14	S24-Fe0031396	NCP	mg/kg	< 20	< 20	<1	30%	Pass	
TRH C15-C28	S24-Fe0031396	NCP	mg/kg	< 50	< 50	<1	30%	Pass	
TRH C29-C36	S24-Fe0031396	NCP	mg/kg	< 50	< 50	<1	30%	Pass	
TRH >C10-C16	S24-Fe0031396	NCP	mg/kg	< 50	< 50	<1	30%	Pass	
TRH >C16-C34	S24-Fe0031396	NCP	mg/kg	< 100	< 100	<1	30%	Pass	
TRH >C34-C40	S24-Fe0031396	NCP	mg/kg	< 100	< 100	<1	30%	Pass	
Duplicate									
Polycyclic Aromatic Hydrocarbons				Result 1	Result 2	RPD			
Acenaphthene	S24-Fe0031711	NCP	mg/kg	< 0.5	< 0.5	<1	30%	Pass	
Acenaphthylene	S24-Fe0031711	NCP	mg/kg	< 0.5	< 0.5	<1	30%	Pass	
Anthracene	S24-Fe0031711	NCP	mg/kg	< 0.5	< 0.5	<1	30%	Pass	
Benz(a)anthracene	S24-Fe0031711	NCP	mg/kg	< 0.5	< 0.5	<1	30%	Pass	
Benzo(a)pyrene	S24-Fe0031711	NCP	mg/kg	< 0.5	< 0.5	<1	30%	Pass	
Benzo(b&j)fluoranthene	S24-Fe0031711	NCP	mg/kg	< 0.5	< 0.5	<1	30%	Pass	
Benzo(g.h.i)perylene	S24-Fe0031711	NCP	mg/kg	< 0.5	< 0.5	<1	30%	Pass	
Benzo(k)fluoranthene	S24-Fe0031711	NCP	mg/kg	< 0.5	< 0.5	<1	30%	Pass	
Chrysene	S24-Fe0031711	NCP	mg/kg	< 0.5	< 0.5	<1	30%	Pass	
Dibenz(a.h)anthracene	S24-Fe0031711	NCP	mg/kg	< 0.5	< 0.5	<1	30%	Pass	
Fluoranthene	S24-Fe0031711	NCP	mg/kg	< 0.5	< 0.5	<1	30%	Pass	
Fluorene	S24-Fe0031711	NCP	mg/kg	< 0.5	< 0.5	<1	30%	Pass	
Indeno(1.2.3-cd)pyrene	S24-Fe0031711	NCP	mg/kg	< 0.5	< 0.5	<1	30%	Pass	
Naphthalene	S24-Fe0031711	NCP	mg/kg	< 0.5	< 0.5	<1	30%	Pass	
Phenanthrene	S24-Fe0031711	NCP	mg/kg	< 0.5	< 0.5	<1	30%	Pass	
Pyrene	S24-Fe0031711	NCP	mg/kg	< 0.5	< 0.5	<1	30%	Pass	
Duplicate									
Organochlorine Pesticides				Result 1	Result 2	RPD			
Chlordanes - Total	S24-Fe0031711	NCP	mg/kg	< 0.1	< 0.1	<1	30%	Pass	
4.4'-DDD	S24-Fe0031711	NCP	mg/kg	< 0.05	< 0.05	<1	30%	Pass	
4.4'-DDE	S24-Fe0031711	NCP	mg/kg	< 0.05	< 0.05	<1	30%	Pass	
4.4'-DDT	S24-Fe0031711	NCP	mg/kg	< 0.05	< 0.05	<1	30%	Pass	
a-HCH	S24-Fe0031711	NCP	mg/kg	< 0.05	< 0.05	<1	30%	Pass	
Aldrin	S24-Fe0031711	NCP	mg/kg	< 0.05	< 0.05	<1	30%	Pass	
b-HCH	S24-Fe0031711	NCP	mg/kg	< 0.05	< 0.05	<1	30%	Pass	
d-HCH	S24-Fe0031711	NCP	mg/kg	< 0.05	< 0.05	<1	30%	Pass	
Dieldrin	S24-Fe0031711	NCP	mg/kg	< 0.05	< 0.05	<1	30%	Pass	
Endosulfan I	S24-Fe0031711	NCP	mg/kg	< 0.05	< 0.05	<1	30%	Pass	
Endosulfan II	S24-Fe0031711	NCP	mg/kg	< 0.05	< 0.05	<1	30%	Pass	
Endosulfan sulphate	S24-Fe0031711	NCP	mg/kg	< 0.05	< 0.05	<1	30%	Pass	
Endrin	S24-Fe0031711	NCP	mg/kg	< 0.05	< 0.05	<1	30%	Pass	
Endrin aldehyde	S24-Fe0031711	NCP	mg/kg	< 0.05	< 0.05	<1	30%	Pass	

Duplicate									
Organochlorine Pesticides				Result 1	Result 2	RPD			
Endrin ketone	S24-Fe0031711	NCP	mg/kg	< 0.05	< 0.05	<1	30%	Pass	
g-HCH (Lindane)	S24-Fe0031711	NCP	mg/kg	< 0.05	< 0.05	<1	30%	Pass	
Heptachlor	S24-Fe0031711	NCP	mg/kg	< 0.05	< 0.05	<1	30%	Pass	
Heptachlor epoxide	S24-Fe0031711	NCP	mg/kg	< 0.05	< 0.05	<1	30%	Pass	
Hexachlorobenzene	S24-Fe0031711	NCP	mg/kg	< 0.05	< 0.05	<1	30%	Pass	
Methoxychlor	S24-Fe0031711	NCP	mg/kg	< 0.05	< 0.05	<1	30%	Pass	
Toxaphene	S24-Fe0031711	NCP	mg/kg	< 0.5	< 0.5	<1	30%	Pass	
Duplicate									
Polychlorinated Biphenyls				Result 1	Result 2	RPD			
Aroclor-1016	S24-Fe0031711	NCP	mg/kg	< 0.1	< 0.1	<1	30%	Pass	
Aroclor-1221	S24-Fe0031711	NCP	mg/kg	< 0.1	< 0.1	<1	30%	Pass	
Aroclor-1232	S24-Fe0031711	NCP	mg/kg	< 0.1	< 0.1	<1	30%	Pass	
Aroclor-1242	S24-Fe0031711	NCP	mg/kg	< 0.1	< 0.1	<1	30%	Pass	
Aroclor-1248	S24-Fe0031711	NCP	mg/kg	< 0.1	< 0.1	<1	30%	Pass	
Aroclor-1254	S24-Fe0031711	NCP	mg/kg	< 0.1	< 0.1	<1	30%	Pass	
Aroclor-1260	S24-Fe0031711	NCP	mg/kg	< 0.1	< 0.1	<1	30%	Pass	
Total PCB*	S24-Fe0031711	NCP	mg/kg	< 0.1	< 0.1	<1	30%	Pass	
Duplicate									
Semivolatile Organics				Result 1	Result 2	RPD			
2-Methyl-4.6-dinitrophenol	S24-Fe0031711	NCP	mg/kg	< 5	< 5	<1	30%	Pass	
1-Chloronaphthalene	S24-Fe0031711	NCP	mg/kg	< 0.5	< 0.5	<1	30%	Pass	
1-Naphthylamine	S24-Fe0031711	NCP	mg/kg	< 0.5	< 0.5	<1	30%	Pass	
1.2-Dichlorobenzene	S24-Fe0031711	NCP	mg/kg	< 0.5	< 0.5	<1	30%	Pass	
1.2.3-Trichlorobenzene	S24-Fe0031711	NCP	mg/kg	< 0.5	< 0.5	<1	30%	Pass	
1.2.3.4-Tetrachlorobenzene	S24-Fe0031711	NCP	mg/kg	< 0.5	< 0.5	<1	30%	Pass	
1.2.3.5-Tetrachlorobenzene	S24-Fe0031711	NCP	mg/kg	< 0.5	< 0.5	<1	30%	Pass	
1.2.4-Trichlorobenzene	S24-Fe0031711	NCP	mg/kg	< 0.5	< 0.5	<1	30%	Pass	
1.2.4.5-Tetrachlorobenzene	S24-Fe0031711	NCP	mg/kg	< 0.5	< 0.5	<1	30%	Pass	
1.3-Dichlorobenzene	S24-Fe0031711	NCP	mg/kg	< 0.5	< 0.5	<1	30%	Pass	
1.3.5-Trichlorobenzene	S24-Fe0031711	NCP	mg/kg	< 0.5	< 0.5	<1	30%	Pass	
1.4-Dichlorobenzene	S24-Fe0031711	NCP	mg/kg	< 0.5	< 0.5	<1	30%	Pass	
2-Chloronaphthalene	S24-Fe0031711	NCP	mg/kg	< 0.5	< 0.5	<1	30%	Pass	
2-Chlorophenol	S24-Fe0031711	NCP	mg/kg	< 0.5	< 0.5	<1	30%	Pass	
2-Methylnaphthalene	S24-Fe0031711	NCP	mg/kg	< 0.5	< 0.5	<1	30%	Pass	
2-Methylphenol (o-Cresol)	S24-Fe0031711	NCP	mg/kg	< 0.2	< 0.2	<1	30%	Pass	
2-Naphthylamine	S24-Fe0031711	NCP	mg/kg	< 0.5	< 0.5	<1	30%	Pass	
2-Nitroaniline	S24-Fe0031711	NCP	mg/kg	< 1	< 1	<1	30%	Pass	
2-Nitrophenol	S24-Fe0031711	NCP	mg/kg	< 1	< 1	<1	30%	Pass	
2-Picoline	S24-Fe0031711	NCP	mg/kg	< 0.5	< 0.5	<1	30%	Pass	
2.3.4.6-Tetrachlorophenol	S24-Fe0031711	NCP	mg/kg	< 0.5	< 0.5	<1	30%	Pass	
2.4-Dichlorophenol	S24-Fe0031711	NCP	mg/kg	< 0.5	< 0.5	<1	30%	Pass	
2.4-Dimethylphenol	S24-Fe0031711	NCP	mg/kg	< 0.5	< 0.5	<1	30%	Pass	
2.4-Dinitrophenol	S24-Fe0031711	NCP	mg/kg	< 5	< 5	<1	30%	Pass	
2.4-Dinitrotoluene	S24-Fe0031711	NCP	mg/kg	< 0.5	< 0.5	<1	30%	Pass	
2.4.5-Trichlorophenol	S24-Fe0031711	NCP	mg/kg	< 1	< 1	<1	30%	Pass	
2.4.6-Trichlorophenol	S24-Fe0031711	NCP	mg/kg	< 1	< 1	<1	30%	Pass	
2.6-Dichlorophenol	S24-Fe0031711	NCP	mg/kg	< 0.5	< 0.5	<1	30%	Pass	
2.6-Dinitrotoluene	S24-Fe0031711	NCP	mg/kg	< 1	< 1	<1	30%	Pass	
3&4-Methylphenol (m&p-Cresol)	S24-Fe0031711	NCP	mg/kg	< 0.4	< 0.4	<1	30%	Pass	
3-Methylcholanthrene	S24-Fe0031711	NCP	mg/kg	< 0.5	< 0.5	<1	30%	Pass	
3.3'-Dichlorobenzidine	S24-Fe0031711	NCP	mg/kg	< 0.5	< 0.5	<1	30%	Pass	
4-Aminobiphenyl	S24-Fe0031711	NCP	mg/kg	< 0.5	< 0.5	<1	30%	Pass	
4-Chloro-3-methylphenol	S24-Fe0031711	NCP	mg/kg	< 1	< 1	<1	30%	Pass	
4-Nitrophenol	S24-Fe0031711	NCP	mg/kg	< 5	< 5	<1	30%	Pass	

Duplicate									
Semivolatile Organics				Result 1	Result 2	RPD			
4.4'-DDD	S24-Fe0031711	NCP	mg/kg	< 0.5	< 0.5	<1	30%	Pass	
4.4'-DDE	S24-Fe0031711	NCP	mg/kg	< 0.5	< 0.5	<1	30%	Pass	
4.4'-DDT	S24-Fe0031711	NCP	mg/kg	< 1	< 1	<1	30%	Pass	
7.12-Dimethylbenz(a)anthracene	S24-Fe0031711	NCP	mg/kg	< 0.5	< 0.5	<1	30%	Pass	
Acetophenone	S24-Fe0031711	NCP	mg/kg	< 0.5	< 0.5	<1	30%	Pass	
Aldrin	S24-Fe0031711	NCP	mg/kg	< 0.5	< 0.5	<1	30%	Pass	
Aniline	S24-Fe0031711	NCP	mg/kg	< 0.5	< 0.5	<1	30%	Pass	
Benzyl chloride	S24-Fe0031711	NCP	mg/kg	< 0.5	< 0.5	<1	30%	Pass	
Bis(2-ethylhexyl)phthalate	S24-Fe0031711	NCP	mg/kg	< 5	< 5	<1	30%	Pass	
Butyl benzyl phthalate	S24-Fe0031711	NCP	mg/kg	< 0.5	< 0.5	<1	30%	Pass	
Di-n-butyl phthalate	S24-Fe0031711	NCP	mg/kg	< 0.5	< 0.5	<1	30%	Pass	
Di-n-octyl phthalate	S24-Fe0031711	NCP	mg/kg	< 0.5	< 0.5	<1	30%	Pass	
Dibenz(a.j)acridine	S24-Fe0031711	NCP	mg/kg	< 0.5	< 0.5	<1	30%	Pass	
Dibenzofuran	S24-Fe0031711	NCP	mg/kg	< 0.5	< 0.5	<1	30%	Pass	
Dieldrin	S24-Fe0031711	NCP	mg/kg	< 0.5	< 0.5	<1	30%	Pass	
Diethyl phthalate	S24-Fe0031711	NCP	mg/kg	< 0.5	< 0.5	<1	30%	Pass	
Dimethyl phthalate	S24-Fe0031711	NCP	mg/kg	< 0.5	< 0.5	<1	30%	Pass	
Dimethylaminoazobenzene	S24-Fe0031711	NCP	mg/kg	< 0.5	< 0.5	<1	30%	Pass	
Diphenylamine	S24-Fe0031711	NCP	mg/kg	< 0.5	< 0.5	<1	30%	Pass	
Endosulfan I	S24-Fe0031711	NCP	mg/kg	< 0.5	< 0.5	<1	30%	Pass	
Endosulfan II	S24-Fe0031711	NCP	mg/kg	< 0.5	< 0.5	<1	30%	Pass	
Endosulfan sulphate	S24-Fe0031711	NCP	mg/kg	< 0.5	< 0.5	<1	30%	Pass	
Endrin	S24-Fe0031711	NCP	mg/kg	< 0.5	< 0.5	<1	30%	Pass	
Endrin aldehyde	S24-Fe0031711	NCP	mg/kg	< 0.5	< 0.5	<1	30%	Pass	
Endrin ketone	S24-Fe0031711	NCP	mg/kg	< 0.5	< 0.5	<1	30%	Pass	
g-HCH (Lindane)	S24-Fe0031711	NCP	mg/kg	< 0.5	< 0.5	<1	30%	Pass	
Heptachlor	S24-Fe0031711	NCP	mg/kg	< 0.5	< 0.5	<1	30%	Pass	
Heptachlor epoxide	S24-Fe0031711	NCP	mg/kg	< 0.5	< 0.5	<1	30%	Pass	
Hexachlorobenzene	S24-Fe0031711	NCP	mg/kg	< 0.5	< 0.5	<1	30%	Pass	
Hexachlorobutadiene	S24-Fe0031711	NCP	mg/kg	< 0.5	< 0.5	<1	30%	Pass	
Hexachlorocyclopentadiene	S24-Fe0031711	NCP	mg/kg	< 1	< 1	<1	30%	Pass	
Hexachloroethane	S24-Fe0031711	NCP	mg/kg	< 0.5	< 0.5	<1	30%	Pass	
Methoxychlor	S24-Fe0031711	NCP	mg/kg	< 0.5	< 0.5	<1	30%	Pass	
N-Nitrosodibutylamine	S24-Fe0031711	NCP	mg/kg	< 0.5	< 0.5	<1	30%	Pass	
N-Nitrosodipropylamine	S24-Fe0031711	NCP	mg/kg	< 0.5	< 0.5	<1	30%	Pass	
N-Nitrosopiperidine	S24-Fe0031711	NCP	mg/kg	< 0.5	< 0.5	<1	30%	Pass	
Nitrobenzene	S24-Fe0031711	NCP	mg/kg	< 0.5	< 0.5	<1	30%	Pass	
Pentachlorobenzene	S24-Fe0031711	NCP	mg/kg	< 0.5	< 0.5	<1	30%	Pass	
Pentachloronitrobenzene	S24-Fe0031711	NCP	mg/kg	< 0.5	< 0.5	<1	30%	Pass	
Pentachlorophenol	S24-Fe0031711	NCP	mg/kg	< 1	< 1	<1	30%	Pass	
Phenol	S24-Fe0031711	NCP	mg/kg	< 0.5	< 0.5	<1	30%	Pass	
Pronamide	S24-Fe0031711	NCP	mg/kg	< 0.5	< 0.5	<1	30%	Pass	
Trifluralin	S24-Fe0031711	NCP	mg/kg	< 0.5	< 0.5	<1	30%	Pass	
Duplicate									
Haloethers				Result 1	Result 2	RPD			
4-Bromophenyl phenyl ether	S24-Fe0031711	NCP	mg/kg	< 0.5	< 0.5	<1	30%	Pass	
4-Chlorophenyl phenyl ether	S24-Fe0031711	NCP	mg/kg	< 0.5	< 0.5	<1	30%	Pass	
Bis(2-chloroethoxy)methane	S24-Fe0031711	NCP	mg/kg	< 0.5	< 0.5	<1	30%	Pass	
Bis(2-chloroisopropyl)ether	S24-Fe0031711	NCP	mg/kg	< 0.5	< 0.5	<1	30%	Pass	

Duplicate								
Perfluoroalkyl carboxylic acids (PFCAs)				Result 1	Result 2	RPD		
Perfluorobutanoic acid (PFBA)	S24-Fe0033189	NCP	ug/kg	< 5	< 5	<1	30%	Pass
Perfluoropentanoic acid (PFPeA)	S24-Fe0033189	NCP	ug/kg	< 5	< 5	<1	30%	Pass
Perfluorohexanoic acid (PFHxA)	S24-Fe0033189	NCP	ug/kg	7.3	7.3	<1	30%	Pass
Perfluoroheptanoic acid (PFHpA)	S24-Fe0033189	NCP	ug/kg	< 5	< 5	<1	30%	Pass
Perfluorooctanoic acid (PFOA)	S24-Fe0033189	NCP	ug/kg	< 5	< 5	<1	30%	Pass
Perfluorononanoic acid (PFNA)	S24-Fe0033189	NCP	ug/kg	< 5	< 5	<1	30%	Pass
Perfluorodecanoic acid (PFDA)	S24-Fe0033189	NCP	ug/kg	< 5	< 5	<1	30%	Pass
Perfluoroundecanoic acid (PFUnDA)	S24-Fe0033189	NCP	ug/kg	< 5	< 5	<1	30%	Pass
Perfluorododecanoic acid (PFDoDA)	S24-Fe0033189	NCP	ug/kg	< 5	< 5	<1	30%	Pass
Perfluorotridecanoic acid (PFTrDA)	S24-Fe0033189	NCP	ug/kg	< 5	< 5	<1	30%	Pass
Perfluorotetradecanoic acid (PFTeDA)	S24-Fe0033189	NCP	ug/kg	< 5	< 5	<1	30%	Pass
Duplicate								
Perfluoroalkyl sulfonamido substances				Result 1	Result 2	RPD		
Perfluorooctane sulfonamide (FOSA)	S24-Fe0033189	NCP	ug/kg	< 5	< 5	<1	30%	Pass
N-methylperfluoro-1-octane sulfonamide (N-MeFOSA)	S24-Fe0033189	NCP	ug/kg	< 5	< 5	<1	30%	Pass
N-ethylperfluoro-1-octane sulfonamide (N-EtFOSA)	S24-Fe0033189	NCP	ug/kg	< 5	< 5	<1	30%	Pass
2-(N-methylperfluoro-1-octane sulfonamido)-ethanol(N-MeFOSE)	S24-Fe0033189	NCP	ug/kg	< 5	< 5	<1	30%	Pass
2-(N-ethylperfluoro-1-octane sulfonamido)-ethanol(N-EtFOSE)	S24-Fe0033189	NCP	ug/kg	< 5	< 5	<1	30%	Pass
N-ethyl-perfluorooctanesulfonamidoacetic acid (N-EtFOSAA)	S24-Fe0033189	NCP	ug/kg	< 10	< 10	<1	30%	Pass
N-methyl-perfluorooctanesulfonamidoacetic acid (N-MeFOSAA)	S24-Fe0033189	NCP	ug/kg	< 10	< 10	<1	30%	Pass
Duplicate								
Perfluoroalkyl sulfonic acids (PFSAs)				Result 1	Result 2	RPD		
Perfluorobutanesulfonic acid (PFBS)	S24-Fe0033189	NCP	ug/kg	< 5	< 5	<1	30%	Pass
Perfluorononanesulfonic acid (PFNS)	S24-Fe0033189	NCP	ug/kg	< 5	< 5	<1	30%	Pass
Perfluoropropanesulfonic acid (PFPrS)	S24-Fe0033189	NCP	ug/kg	< 5	< 5	<1	30%	Pass
Perfluoropentanesulfonic acid (PFPeS)	S24-Fe0033189	NCP	ug/kg	< 5	< 5	<1	30%	Pass
Perfluorohexanesulfonic acid (PFHxS)	S24-Fe0033189	NCP	ug/kg	11	9.3	13	30%	Pass
Perfluoroheptanesulfonic acid (PFHpS)	S24-Fe0033189	NCP	ug/kg	< 5	< 5	<1	30%	Pass
Perfluorooctanesulfonic acid (PFOS)	S24-Fe0033189	NCP	ug/kg	13	12	8.6	30%	Pass
Perfluorodecanesulfonic acid (PFDS)	S24-Fe0033189	NCP	ug/kg	< 5	< 5	<1	30%	Pass
Duplicate								
n:2 Fluorotelomer sulfonic acids (n:2 FTSAs)				Result 1	Result 2	RPD		
1H.1H.2H.2H-perfluorohexanesulfonic acid (4:2 FTSA)	S24-Fe0033189	NCP	ug/kg	< 5	< 5	<1	30%	Pass
1H.1H.2H.2H-perfluorooctanesulfonic acid(6:2 FTSA)	S24-Fe0033189	NCP	ug/kg	< 10	< 10	<1	30%	Pass
1H.1H.2H.2H-perfluorodecanesulfonic acid (8:2 FTSA)	S24-Fe0033189	NCP	ug/kg	< 5	< 5	<1	30%	Pass
1H.1H.2H.2H-perfluorododecanesulfonic acid (10:2 FTSA)	S24-Fe0033189	NCP	ug/kg	< 5	< 5	<1	30%	Pass

Duplicate									
Heavy Metals				Result 1	Result 2	RPD			
Arsenic	S24-Fe0031867	CP	mg/kg	12	11	5.6	30%	Pass	
Cadmium	S24-Fe0031867	CP	mg/kg	< 0.4	< 0.4	<1	30%	Pass	
Chromium	S24-Fe0031867	CP	mg/kg	24	19	20	30%	Pass	
Copper	S24-Fe0031867	CP	mg/kg	23	21	9.6	30%	Pass	
Lead	S24-Fe0031867	CP	mg/kg	180	330	57	30%	Fail	Q02
Mercury	S24-Fe0031867	CP	mg/kg	0.3	0.3	13	30%	Pass	
Nickel	S24-Fe0031867	CP	mg/kg	15	20	32	30%	Fail	Q15
Zinc	S24-Fe0031867	CP	mg/kg	130	140	7.0	30%	Pass	
Duplicate									
Total Recoverable Hydrocarbons				Result 1	Result 2	RPD			
TRH C6-C9	S24-Fe0031871	CP	mg/kg	< 20	< 20	<1	30%	Pass	
TRH C6-C10	S24-Fe0031871	CP	mg/kg	< 20	< 20	<1	30%	Pass	
Duplicate									
BTEX				Result 1	Result 2	RPD			
Benzene	S24-Fe0031871	CP	mg/kg	< 0.1	< 0.1	<1	30%	Pass	
Toluene	S24-Fe0031871	CP	mg/kg	< 0.1	< 0.1	<1	30%	Pass	
Ethylbenzene	S24-Fe0031871	CP	mg/kg	< 0.1	< 0.1	<1	30%	Pass	
m&p-Xylenes	S24-Fe0031871	CP	mg/kg	< 0.2	< 0.2	<1	30%	Pass	
o-Xylene	S24-Fe0031871	CP	mg/kg	< 0.1	< 0.1	<1	30%	Pass	
Xylenes - Total*	S24-Fe0031871	CP	mg/kg	< 0.3	< 0.3	<1	30%	Pass	
Duplicate									
Volatile Organics				Result 1	Result 2	RPD			
1.1-Dichloroethane	S24-Fe0031871	CP	mg/kg	< 0.5	< 0.5	<1	30%	Pass	
1.1-Dichloroethene	S24-Fe0031871	CP	mg/kg	< 0.5	< 0.5	<1	30%	Pass	
1.1.1-Trichloroethane	S24-Fe0031871	CP	mg/kg	< 0.5	< 0.5	<1	30%	Pass	
1.1.1.2-Tetrachloroethane	S24-Fe0031871	CP	mg/kg	< 0.5	< 0.5	<1	30%	Pass	
1.1.2-Trichloroethane	S24-Fe0031871	CP	mg/kg	< 0.5	< 0.5	<1	30%	Pass	
1.1.2.2-Tetrachloroethane	S24-Fe0031871	CP	mg/kg	< 0.5	< 0.5	<1	30%	Pass	
1.2-Dibromoethane	S24-Fe0031871	CP	mg/kg	< 0.5	< 0.5	<1	30%	Pass	
1.2-Dichlorobenzene	S24-Fe0031871	CP	mg/kg	< 0.5	< 0.5	<1	30%	Pass	
1.2-Dichloroethane	S24-Fe0031871	CP	mg/kg	< 0.5	< 0.5	<1	30%	Pass	
1.2-Dichloropropane	S24-Fe0031871	CP	mg/kg	< 0.5	< 0.5	<1	30%	Pass	
1.2.3-Trichloropropane	S24-Fe0031871	CP	mg/kg	< 0.5	< 0.5	<1	30%	Pass	
1.2.4-Trimethylbenzene	S24-Fe0031871	CP	mg/kg	< 0.5	< 0.5	<1	30%	Pass	
1.3-Dichlorobenzene	S24-Fe0031871	CP	mg/kg	< 0.5	< 0.5	<1	30%	Pass	
1.3-Dichloropropane	S24-Fe0031871	CP	mg/kg	< 0.5	< 0.5	<1	30%	Pass	
1.3.5-Trimethylbenzene	S24-Fe0031871	CP	mg/kg	< 0.5	< 0.5	<1	30%	Pass	
1.4-Dichlorobenzene	S24-Fe0031871	CP	mg/kg	< 0.5	< 0.5	<1	30%	Pass	
2-Butanone (MEK)	S24-Fe0031871	CP	mg/kg	< 0.5	< 0.5	<1	30%	Pass	
2-Propanone (Acetone)	S24-Fe0031871	CP	mg/kg	< 0.5	< 0.5	<1	30%	Pass	
4-Chlorotoluene	S24-Fe0031871	CP	mg/kg	< 0.5	< 0.5	<1	30%	Pass	
4-Methyl-2-pentanone (MIBK)	S24-Fe0031871	CP	mg/kg	< 0.5	< 0.5	<1	30%	Pass	
Allyl chloride	S24-Fe0031871	CP	mg/kg	< 0.5	< 0.5	<1	30%	Pass	
Bromobenzene	S24-Fe0031871	CP	mg/kg	< 0.5	< 0.5	<1	30%	Pass	
Bromochloromethane	S24-Fe0031871	CP	mg/kg	< 0.5	< 0.5	<1	30%	Pass	
Bromodichloromethane	S24-Fe0031871	CP	mg/kg	< 0.5	< 0.5	<1	30%	Pass	
Bromoform	S24-Fe0031871	CP	mg/kg	< 0.5	< 0.5	<1	30%	Pass	
Bromomethane	S24-Fe0031871	CP	mg/kg	< 0.5	< 0.5	<1	30%	Pass	
Carbon disulfide	S24-Fe0031871	CP	mg/kg	< 0.5	< 0.5	<1	30%	Pass	
Carbon Tetrachloride	S24-Fe0031871	CP	mg/kg	< 0.5	< 0.5	<1	30%	Pass	
Chlorobenzene	S24-Fe0031871	CP	mg/kg	< 0.5	< 0.5	<1	30%	Pass	
Chloroethane	S24-Fe0031871	CP	mg/kg	< 0.5	< 0.5	<1	30%	Pass	
Chloroform	S24-Fe0031871	CP	mg/kg	< 0.5	< 0.5	<1	30%	Pass	
Chloromethane	S24-Fe0031871	CP	mg/kg	< 0.5	< 0.5	<1	30%	Pass	

Duplicate									
Volatile Organics				Result 1	Result 2	RPD			
cis-1.2-Dichloroethene	S24-Fe0031871	CP	mg/kg	< 0.5	< 0.5	<1	30%	Pass	
cis-1.3-Dichloropropene	S24-Fe0031871	CP	mg/kg	< 0.5	< 0.5	<1	30%	Pass	
Dibromochloromethane	S24-Fe0031871	CP	mg/kg	< 0.5	< 0.5	<1	30%	Pass	
Dibromomethane	S24-Fe0031871	CP	mg/kg	< 0.5	< 0.5	<1	30%	Pass	
Dichlorodifluoromethane	S24-Fe0031871	CP	mg/kg	< 0.5	< 0.5	<1	30%	Pass	
Iodomethane	S24-Fe0031871	CP	mg/kg	< 0.5	< 0.5	<1	30%	Pass	
Isopropyl benzene (Cumene)	S24-Fe0031871	CP	mg/kg	< 0.5	< 0.5	<1	30%	Pass	
Methylene Chloride	S24-Fe0031871	CP	mg/kg	< 0.5	< 0.5	<1	30%	Pass	
Styrene	S24-Fe0031871	CP	mg/kg	< 0.5	< 0.5	<1	30%	Pass	
Tetrachloroethene	S24-Fe0031871	CP	mg/kg	< 0.5	< 0.5	<1	30%	Pass	
trans-1.2-Dichloroethene	S24-Fe0031871	CP	mg/kg	< 0.5	< 0.5	<1	30%	Pass	
trans-1.3-Dichloropropene	S24-Fe0031871	CP	mg/kg	< 0.5	< 0.5	<1	30%	Pass	
Trichloroethene	S24-Fe0031871	CP	mg/kg	< 0.5	< 0.5	<1	30%	Pass	
Trichlorofluoromethane	S24-Fe0031871	CP	mg/kg	< 0.5	< 0.5	<1	30%	Pass	
Vinyl chloride	S24-Fe0031871	CP	mg/kg	< 0.5	< 0.5	<1	30%	Pass	
Duplicate									
Total Recoverable Hydrocarbons - 2013 NEPM Fractions				Result 1	Result 2	RPD			
Naphthalene	S24-Fe0031871	CP	mg/kg	< 0.5	< 0.5	<1	30%	Pass	
Duplicate									
Sample Properties				Result 1	Result 2	RPD			
% Moisture	S24-Fe0031871	CP	%	11	12	12	30%	Pass	

Comments

Sample Integrity

Custody Seals Intact (if used)	N/A
Attempt to Chill was evident	Yes
Sample correctly preserved	Yes
Appropriate sample containers have been used	Yes
Sample containers for volatile analysis received with minimal headspace	Yes
Samples received within HoldingTime	Yes
Some samples have been subcontracted	No

Qualifier Codes/Comments

Code	Description
N01	F2 is determined by arithmetically subtracting the "naphthalene" value from the ">C10-C16" value. The naphthalene value used in this calculation is obtained from volatiles (Purge & Trap analysis).
N02	Where we have reported both volatile (P&T GCMS) and semivolatile (GCMS) naphthalene data, results may not be identical. Provided correct sample handling protocols have been followed, any observed differences in results are likely to be due to procedural differences within each methodology. Results determined by both techniques have passed all QAQC acceptance criteria, and are entirely technically valid.
N04	F1 is determined by arithmetically subtracting the "Total BTEX" value from the "C6-C10" value. The "Total BTEX" value is obtained by summing the concentrations of BTEX analytes. The "C6-C10" value is obtained by quantitating against a standard of mixed aromatic/aliphatic analytes.
N07	Please note:- These two PAH isomers closely co-elute using the most contemporary analytical methods and both the reported concentration (and the TEQ) apply specifically to the total of the two co-eluting PAHs
N11	Isotope dilution is used for calibration of each native compound for which an exact labelled analogue is available (Isotope Dilution Quantitation). The isotopically labelled analogues allow identification and recovery correction of the concentration of the associated native PFAS compounds.
N15	Where the native PFAS compound does not have labelled analogue then the quantification is made using the Extracted Internal Standard Analyte with the closest retention time to the analyte and no recovery correction has been made (Internal Standard Quantitation).
Q02	The duplicate %RPD is outside the recommended acceptance criteria. Further analysis indicates sample heterogeneity as the cause
Q15	The RPD reported passes Eurofins Environment Testing's QC - Acceptance Criteria as defined in the Internal Quality Control Review and Glossary page of this report.

Authorised by:

Adam Bateup	Analytical Services Manager
Fang Yee Tan	Senior Analyst-Metal
Roopesh Rangarajan	Senior Analyst-Organic
Roopesh Rangarajan	Senior Analyst-Volatile
Sayeed Abu	Senior Analyst-Asbestos



Glenn Jackson
Managing Director

Final Report – this report replaces any previously issued Report

- Indicates Not Requested

* Indicates NATA accreditation does not cover the performance of this service

Measurement uncertainty of test data is available on request or please click here.

Eurofins shall not be liable for loss, cost, damages or expenses incurred by the client, or any other person or company, resulting from the use of any information or interpretation given in this report. In no case shall Eurofins be liable for consequential damages including, but not limited to, lost profits, damages for failure to meet deadlines and lost production arising from this report. This document shall not be reproduced except in full and relates only to the items tested. Unless indicated otherwise, the tests were performed on the samples as received.

Senversa Pty Ltd NSW
Level 24, 1 Market Street
SYDNEY
NSW 2000

NATA Accredited
Accreditation Number 1261
Site Number 18217

Accredited for compliance with ISO/IEC 17025 – Testing
NATA is a signatory to the ILAC Mutual Recognition Arrangement for the mutual recognition of the equivalence of testing, medical testing, calibration, inspection, proficiency testing scheme providers and reference materials producers reports and certificates.

Attention: **Julia Nicholson**

Report **1068199-W**
Project name SMITHFIELD
Project ID 21182
Received Date Feb 13, 2024

Client Sample ID			**RISANTE 2**	**FB 2**	**TS**	**TB**
Sample Matrix			**Water**	**Water**	**Water**	**Water**
Eurofins Sample No.			**S24-Fe0031874**	**S24-Fe0031875**	**S24-Fe0031876**	**S24-Fe0031877**
Date Sampled			**Feb 13, 2024**	**Feb 13, 2024**	**Feb 09, 2024**	**Feb 09, 2024**
Test/Reference	LOR	Unit				
Total Recoverable Hydrocarbons						
TRH C6-C9	0.02	mg/L	< 0.02	-	-	-
TRH C10-C14	0.05	mg/L	< 0.05	-	-	-
TRH C15-C28	0.1	mg/L	< 0.1	-	-	-
TRH C29-C36	0.1	mg/L	< 0.1	-	-	-
TRH C10-C36 (Total)	0.1	mg/L	< 0.1	-	-	-
TRH C6-C10	0.02	mg/L	< 0.02	-	-	-
TRH C6-C10 less BTEX (F1)[N04]	0.02	mg/L	< 0.02	-	-	-
TRH >C10-C16	0.05	mg/L	< 0.05	-	-	-
TRH >C10-C16 less Naphthalene (F2)[N01]	0.05	mg/L	< 0.05	-	-	-
TRH >C16-C34	0.1	mg/L	< 0.1	-	-	-
TRH >C34-C40	0.1	mg/L	< 0.1	-	-	-
TRH >C10-C40 (total)*	0.1	mg/L	< 0.1	-	-	-
BTEX						
Benzene	0.001	mg/L	< 0.001	-	-	< 0.001
Toluene	0.001	mg/L	< 0.001	-	-	< 0.001
Ethylbenzene	0.001	mg/L	< 0.001	-	-	< 0.001
m&p-Xylenes	0.002	mg/L	< 0.002	-	-	< 0.002
o-Xylene	0.001	mg/L	< 0.001	-	-	< 0.001
Xylenes - Total*	0.003	mg/L	< 0.003	-	-	< 0.003
4-Bromofluorobenzene (surr.)	1	%	105	-	-	124
Volatile Organics						
1.1-Dichloroethane	0.001	mg/L	< 0.001	-	-	-
1.1-Dichloroethene	0.001	mg/L	< 0.001	-	-	-
1.1.1-Trichloroethane	0.001	mg/L	< 0.001	-	-	-
1.1.1.2-Tetrachloroethane	0.001	mg/L	< 0.001	-	-	-
1.1.2-Trichloroethane	0.001	mg/L	< 0.001	-	-	-
1.1.2.2-Tetrachloroethane	0.001	mg/L	< 0.001	-	-	-
1.2-Dibromoethane	0.001	mg/L	< 0.001	-	-	-
1.2-Dichlorobenzene	0.001	mg/L	< 0.001	-	-	-
1.2-Dichloroethane	0.001	mg/L	< 0.001	-	-	-
1.2-Dichloropropane	0.001	mg/L	< 0.001	-	-	-
1.2.3-Trichloropropane	0.001	mg/L	< 0.001	-	-	-
1.2.4-Trimethylbenzene	0.001	mg/L	< 0.001	-	-	-
1.3-Dichlorobenzene	0.001	mg/L	< 0.001	-	-	-
1.3-Dichloropropane	0.001	mg/L	< 0.001	-	-	-

Client Sample ID			RISANTE 2	FB 2	TS	TB
Sample Matrix			Water	Water	Water	Water
Eurofins Sample No.			S24-Fe0031874	S24-Fe0031875	S24-Fe0031876	S24-Fe0031877
Date Sampled			Feb 13, 2024	Feb 13, 2024	Feb 09, 2024	Feb 09, 2024
Test/Reference	LOR	Unit				
Volatile Organics						
1.3.5-Trimethylbenzene	0.001	mg/L	< 0.001	-	-	-
1.4-Dichlorobenzene	0.001	mg/L	< 0.001	-	-	-
2-Butanone (MEK)	0.005	mg/L	< 0.005	-	-	-
2-Propanone (Acetone)	0.005	mg/L	< 0.005	-	-	-
4-Chlorotoluene	0.001	mg/L	< 0.001	-	-	-
4-Methyl-2-pentanone (MIBK)	0.005	mg/L	< 0.005	-	-	-
Allyl chloride	0.001	mg/L	< 0.001	-	-	-
Benzene	0.001	mg/L	< 0.001	-	-	-
Bromobenzene	0.001	mg/L	< 0.001	-	-	-
Bromochloromethane	0.001	mg/L	< 0.001	-	-	-
Bromodichloromethane	0.001	mg/L	< 0.001	-	-	-
Bromoform	0.001	mg/L	< 0.001	-	-	-
Bromomethane	0.005	mg/L	< 0.005	-	-	-
Carbon disulfide	0.001	mg/L	< 0.001	-	-	-
Carbon Tetrachloride	0.001	mg/L	< 0.001	-	-	-
Chlorobenzene	0.001	mg/L	< 0.001	-	-	-
Chloroethane	0.005	mg/L	< 0.005	-	-	-
Chloroform	0.005	mg/L	< 0.005	-	-	-
Chloromethane	0.005	mg/L	< 0.005	-	-	-
cis-1.2-Dichloroethene	0.001	mg/L	< 0.001	-	-	-
cis-1.3-Dichloropropene	0.001	mg/L	< 0.001	-	-	-
Dibromochloromethane	0.001	mg/L	< 0.001	-	-	-
Dibromomethane	0.001	mg/L	< 0.001	-	-	-
Dichlorodifluoromethane	0.005	mg/L	< 0.005	-	-	-
Ethylbenzene	0.001	mg/L	< 0.001	-	-	-
Iodomethane	0.001	mg/L	< 0.001	-	-	-
Isopropyl benzene (Cumene)	0.001	mg/L	< 0.001	-	-	-
m&p-Xylenes	0.002	mg/L	< 0.002	-	-	-
Methylene Chloride	0.005	mg/L	< 0.005	-	-	-
o-Xylene	0.001	mg/L	< 0.001	-	-	-
Styrene	0.001	mg/L	< 0.001	-	-	-
Tetrachloroethene	0.001	mg/L	< 0.001	-	-	-
Toluene	0.001	mg/L	< 0.001	-	-	-
trans-1.2-Dichloroethene	0.001	mg/L	< 0.001	-	-	-
trans-1.3-Dichloropropene	0.001	mg/L	< 0.001	-	-	-
Trichloroethene	0.001	mg/L	< 0.001	-	-	-
Trichlorofluoromethane	0.005	mg/L	< 0.005	-	-	-
Vinyl chloride	0.005	mg/L	< 0.005	-	-	-
Xylenes - Total*	0.003	mg/L	< 0.003	-	-	-
Total MAH*	0.003	mg/L	< 0.003	-	-	-
Vic EPA IWRG 621 CHC (Total)*	0.005	mg/L	< 0.005	-	-	-
Vic EPA IWRG 621 Other CHC (Total)*	0.005	mg/L	< 0.005	-	-	-
4-Bromofluorobenzene (surr.)	1	%	105	-	-	-
Toluene-d8 (surr.)	1	%	95	-	-	-
Total Recoverable Hydrocarbons - 2013 NEPM Fractions						
Naphthalene[N02]	0.01	mg/L	< 0.01	-	-	-

Client Sample ID			RISANTE 2	FB 2	TS	TB
Sample Matrix			Water	Water	Water	Water
Eurofins Sample No.			S24-Fe0031874	S24-Fe0031875	S24-Fe0031876	S24-Fe0031877
Date Sampled			Feb 13, 2024	Feb 13, 2024	Feb 09, 2024	Feb 09, 2024
Test/Reference	LOR	Unit				
Polycyclic Aromatic Hydrocarbons						
Acenaphthene	0.001	mg/L	< 0.001	-	-	-
Acenaphthylene	0.001	mg/L	< 0.001	-	-	-
Anthracene	0.001	mg/L	< 0.001	-	-	-
Benz(a)anthracene	0.001	mg/L	< 0.001	-	-	-
Benzo(a)pyrene	0.001	mg/L	< 0.001	-	-	-
Benzo(b&j)fluoranthene[N07]	0.001	mg/L	< 0.001	-	-	-
Benzo(g.h.i)perylene	0.001	mg/L	< 0.001	-	-	-
Benzo(k)fluoranthene	0.001	mg/L	< 0.001	-	-	-
Chrysene	0.001	mg/L	< 0.001	-	-	-
Dibenz(a.h)anthracene	0.001	mg/L	< 0.001	-	-	-
Fluoranthene	0.001	mg/L	< 0.001	-	-	-
Fluorene	0.001	mg/L	< 0.001	-	-	-
Indeno(1.2.3-cd)pyrene	0.001	mg/L	< 0.001	-	-	-
Naphthalene	0.001	mg/L	< 0.001	-	-	-
Phenanthrene	0.001	mg/L	< 0.001	-	-	-
Pyrene	0.001	mg/L	< 0.001	-	-	-
Total PAH*	0.001	mg/L	< 0.001	-	-	-
2-Fluorobiphenyl (surr.)	1	%	125	-	-	-
p-Terphenyl-d14 (surr.)	1	%	81	-	-	-
Organochlorine Pesticides						
Chlordanes - Total	0.002	mg/L	< 0.002	-	-	-
4.4'-DDD	0.0002	mg/L	< 0.0002	-	-	-
4.4'-DDE	0.0002	mg/L	< 0.0002	-	-	-
4.4'-DDT	0.0002	mg/L	< 0.0002	-	-	-
a-HCH	0.0002	mg/L	< 0.0002	-	-	-
Aldrin	0.0002	mg/L	< 0.0002	-	-	-
b-HCH	0.0002	mg/L	< 0.0002	-	-	-
d-HCH	0.0002	mg/L	< 0.0002	-	-	-
Dieldrin	0.0002	mg/L	< 0.0002	-	-	-
Endosulfan I	0.0002	mg/L	< 0.0002	-	-	-
Endosulfan II	0.0002	mg/L	< 0.0002	-	-	-
Endosulfan sulphate	0.0002	mg/L	< 0.0002	-	-	-
Endrin	0.0002	mg/L	< 0.0002	-	-	-
Endrin aldehyde	0.0002	mg/L	< 0.0002	-	-	-
Endrin ketone	0.0002	mg/L	< 0.0002	-	-	-
g-HCH (Lindane)	0.0002	mg/L	< 0.0002	-	-	-
Heptachlor	0.0002	mg/L	< 0.0002	-	-	-
Heptachlor epoxide	0.0002	mg/L	< 0.0002	-	-	-
Hexachlorobenzene	0.0002	mg/L	< 0.0002	-	-	-
Methoxychlor	0.0002	mg/L	< 0.0002	-	-	-
Toxaphene	0.005	mg/L	< 0.005	-	-	-
Aldrin and Dieldrin (Total)*	0.0002	mg/L	< 0.0002	-	-	-
DDT + DDE + DDD (Total)*	0.0002	mg/L	< 0.0002	-	-	-
Vic EPA IWRG 621 OCP (Total)*	0.002	mg/L	< 0.002	-	-	-
Vic EPA IWRG 621 Other OCP (Total)*	0.002	mg/L	< 0.002	-	-	-
Dibutylchlorendate (surr.)	1	%	67	-	-	-
Tetrachloro-m-xylene (surr.)	1	%	72	-	-	-

Client Sample ID			RISANTE 2	FB 2	TS	TB
Sample Matrix			Water	Water	Water	Water
Eurofins Sample No.			S24-Fe0031874	S24-Fe0031875	S24-Fe0031876	S24-Fe0031877
Date Sampled			Feb 13, 2024	Feb 13, 2024	Feb 09, 2024	Feb 09, 2024
Test/Reference	LOR	Unit				
Polychlorinated Biphenyls						
Aroclor-1016	0.005	mg/L	< 0.005	-	-	-
Aroclor-1221	0.005	mg/L	< 0.005	-	-	-
Aroclor-1232	0.005	mg/L	< 0.005	-	-	-
Aroclor-1242	0.005	mg/L	< 0.005	-	-	-
Aroclor-1248	0.005	mg/L	< 0.005	-	-	-
Aroclor-1254	0.005	mg/L	< 0.005	-	-	-
Aroclor-1260	0.005	mg/L	< 0.005	-	-	-
Total PCB*	0.005	mg/L	< 0.005	-	-	-
Dibutylchlorendate (surr.)	1	%	67	-	-	-
Tetrachloro-m-xylene (surr.)	1	%	72	-	-	-
Semivolatile Organics						
Aldrin and Dieldrin (Total)*	0.0001	mg/L	< 0.005	-	-	-
DDT + DDE + DDD (Total)*	0.0001	mg/L	< 0.005	-	-	-
Total PAH*	0.001	mg/L	< 0.001	-	-	-
2-Methyl-4.6-dinitrophenol	0.03	mg/L	< 0.03	-	-	-
1-Chloronaphthalene	0.005	mg/L	< 0.005	-	-	-
1-Naphthylamine	0.005	mg/L	< 0.005	-	-	-
1.2-Dichlorobenzene	0.005	mg/L	< 0.005	-	-	-
1.2.3-Trichlorobenzene	0.005	mg/L	< 0.005	-	-	-
1.2.3.4-Tetrachlorobenzene	0.005	mg/L	< 0.005	-	-	-
1.2.3.5-Tetrachlorobenzene	0.005	mg/L	< 0.005	-	-	-
1.2.4-Trichlorobenzene	0.005	mg/L	< 0.005	-	-	-
1.2.4.5-Tetrachlorobenzene	0.005	mg/L	< 0.005	-	-	-
1.3-Dichlorobenzene	0.005	mg/L	< 0.005	-	-	-
1.3.5-Trichlorobenzene	0.005	mg/L	< 0.005	-	-	-
1.4-Dichlorobenzene	0.005	mg/L	< 0.005	-	-	-
2-Chloronaphthalene	0.005	mg/L	< 0.005	-	-	-
2-Chlorophenol	0.003	mg/L	< 0.003	-	-	-
2-Fluorobiphenyl (surr.)	1	%	125	-	-	-
2-Methylnaphthalene	0.005	mg/L	< 0.005	-	-	-
2-Methylphenol (o-Cresol)	0.003	mg/L	< 0.003	-	-	-
2-Naphthylamine	0.005	mg/L	< 0.005	-	-	-
2-Nitroaniline	0.005	mg/L	< 0.005	-	-	-
2-Nitrophenol	0.01	mg/L	< 0.01	-	-	-
2-Picoline	0.005	mg/L	< 0.005	-	-	-
2.3.4.6-Tetrachlorophenol	0.01	mg/L	< 0.01	-	-	-
2.4-Dichlorophenol	0.003	mg/L	< 0.003	-	-	-
2.4-Dimethylphenol	0.003	mg/L	< 0.003	-	-	-
2.4-Dinitrophenol	0.03	mg/L	< 0.03	-	-	-
2.4-Dinitrotoluene	0.005	mg/L	< 0.005	-	-	-
2.4.5-Trichlorophenol	0.01	mg/L	< 0.01	-	-	-
2.4.6-Tribromophenol (surr.)	1	%	INT	-	-	-
2.4.6-Trichlorophenol	0.01	mg/L	< 0.01	-	-	-
2.6-Dichlorophenol	0.003	mg/L	< 0.003	-	-	-
2.6-Dinitrotoluene	0.005	mg/L	< 0.005	-	-	-
3&4-Methylphenol (m&p-Cresol)	0.006	mg/L	< 0.006	-	-	-
3-Methylcholanthrene	0.005	mg/L	< 0.005	-	-	-
3.3'-Dichlorobenzidine	0.005	mg/L	< 0.005	-	-	-
4-Aminobiphenyl	0.005	mg/L	< 0.005	-	-	-

Client Sample ID			RISANTE 2	FB 2	TS	TB
Sample Matrix			Water	Water	Water	Water
Eurofins Sample No.			S24-Fe0031874	S24-Fe0031875	S24-Fe0031876	S24-Fe0031877
Date Sampled			Feb 13, 2024	Feb 13, 2024	Feb 09, 2024	Feb 09, 2024
Test/Reference	LOR	Unit				
Semivolatile Organics						
4-Chloro-3-methylphenol	0.01	mg/L	< 0.01	-	-	-
4-Nitrophenol	0.03	mg/L	< 0.03	-	-	-
4.4'-DDD	0.005	mg/L	< 0.005	-	-	-
4.4'-DDE	0.005	mg/L	< 0.005	-	-	-
4.4'-DDT	0.005	mg/L	< 0.005	-	-	-
7.12-Dimethylbenz(a)anthracene	0.005	mg/L	< 0.005	-	-	-
a-HCH	0.005	mg/L	< 0.005	-	-	-
Acenaphthene	0.001	mg/L	< 0.001	-	-	-
Acenaphthylene	0.001	mg/L	< 0.001	-	-	-
Acetophenone	0.005	mg/L	< 0.005	-	-	-
Aldrin	0.005	mg/L	< 0.005	-	-	-
Aniline	0.005	mg/L	< 0.005	-	-	-
Anthracene	0.001	mg/L	< 0.001	-	-	-
b-HCH	0.005	mg/L	< 0.005	-	-	-
Benz(a)anthracene	0.001	mg/L	< 0.001	-	-	-
Benzo(a)pyrene	0.001	mg/L	< 0.001	-	-	-
Benzo(b&j)fluoranthene[N07]	0.001	mg/L	< 0.001	-	-	-
Benzo(g.h.i)perylene	0.001	mg/L	< 0.001	-	-	-
Benzo(k)fluoranthene	0.001	mg/L	< 0.001	-	-	-
Benzyl chloride	0.005	mg/L	< 0.005	-	-	-
Bis(2-ethylhexyl)phthalate	0.005	mg/L	< 0.005	-	-	-
Butyl benzyl phthalate	0.005	mg/L	< 0.005	-	-	-
Chrysene	0.001	mg/L	< 0.001	-	-	-
d-HCH	0.005	mg/L	< 0.005	-	-	-
Di-n-butyl phthalate	0.005	mg/L	< 0.005	-	-	-
Di-n-octyl phthalate	0.005	mg/L	< 0.005	-	-	-
Dibenz(a.h)anthracene	0.001	mg/L	< 0.001	-	-	-
Dibenz(a.j)acridine	0.005	mg/L	< 0.005	-	-	-
Dibenzofuran	0.005	mg/L	< 0.005	-	-	-
Dieldrin	0.005	mg/L	< 0.005	-	-	-
Diethyl phthalate	0.005	mg/L	< 0.005	-	-	-
Dimethyl phthalate	0.005	mg/L	< 0.005	-	-	-
Dimethylaminoazobenzene	0.005	mg/L	< 0.005	-	-	-
Diphenylamine	0.005	mg/L	< 0.005	-	-	-
Endosulfan I	0.005	mg/L	< 0.005	-	-	-
Endosulfan II	0.005	mg/L	< 0.005	-	-	-
Endosulfan sulphate	0.005	mg/L	< 0.005	-	-	-
Endrin	0.005	mg/L	< 0.005	-	-	-
Endrin aldehyde	0.005	mg/L	< 0.005	-	-	-
Endrin ketone	0.005	mg/L	< 0.005	-	-	-
Fluoranthene	0.001	mg/L	< 0.001	-	-	-
Fluorene	0.001	mg/L	< 0.001	-	-	-
g-HCH (Lindane)	0.005	mg/L	< 0.005	-	-	-
Heptachlor	0.005	mg/L	< 0.005	-	-	-
Heptachlor epoxide	0.005	mg/L	< 0.005	-	-	-
Hexachlorobenzene	0.005	mg/L	< 0.005	-	-	-
Hexachlorobutadiene	0.005	mg/L	< 0.005	-	-	-
Hexachlorocyclopentadiene	0.005	mg/L	< 0.005	-	-	-
Hexachloroethane	0.005	mg/L	< 0.005	-	-	-

Client Sample ID			RISANTE 2	FB 2	TS	TB
Sample Matrix			Water	Water	Water	Water
Eurofins Sample No.			S24-Fe0031874	S24-Fe0031875	S24-Fe0031876	S24-Fe0031877
Date Sampled			Feb 13, 2024	Feb 13, 2024	Feb 09, 2024	Feb 09, 2024
Test/Reference	LOR	Unit				
Semivolatile Organics						
Indeno(1.2.3-cd)pyrene	0.001	mg/L	< 0.001	-	-	-
Methoxychlor	0.005	mg/L	< 0.005	-	-	-
N-Nitrosodibutylamine	0.005	mg/L	< 0.005	-	-	-
N-Nitrosodipropylamine	0.005	mg/L	< 0.005	-	-	-
N-Nitrosopiperidine	0.005	mg/L	< 0.005	-	-	-
Naphthalene	0.001	mg/L	< 0.001	-	-	-
Nitrobenzene	0.005	mg/L	< 0.005	-	-	-
Nitrobenzene-d5 (surr.)	1	%	70	-	-	-
Pentachlorobenzene	0.005	mg/L	< 0.005	-	-	-
Pentachloronitrobenzene	0.005	mg/L	< 0.005	-	-	-
Pentachlorophenol	0.01	mg/L	< 0.01	-	-	-
Phenanthrene	0.001	mg/L	< 0.001	-	-	-
Phenol	0.003	mg/L	< 0.003	-	-	-
Phenol-d6 (surr.)	1	%	35	-	-	-
Pronamide	0.005	mg/L	< 0.005	-	-	-
Pyrene	0.001	mg/L	< 0.001	-	-	-
Trifluralin	0.005	mg/L	< 0.005	-	-	-
Haloethers						
4-Bromophenyl phenyl ether	0.005	mg/L	< 0.005	-	-	-
4-Chlorophenyl phenyl ether	0.005	mg/L	< 0.005	-	-	-
Bis(2-chloroethoxy)methane	0.005	mg/L	< 0.005	-	-	-
Bis(2-chloroisopropyl)ether	0.005	mg/L	< 0.005	-	-	-
Heavy Metals						
Arsenic	0.001	mg/L	< 0.001	-	-	-
Cadmium	0.0002	mg/L	< 0.0002	-	-	-
Chromium	0.001	mg/L	< 0.001	-	-	-
Copper	0.001	mg/L	< 0.001	-	-	-
Lead	0.001	mg/L	< 0.001	-	-	-
Mercury	0.0001	mg/L	< 0.0001	-	-	-
Nickel	0.001	mg/L	< 0.001	-	-	-
Zinc	0.005	mg/L	< 0.005	-	-	-
Perfluoroalkyl carboxylic acids (PFCAs)						
Perfluorobutanoic acid (PFBA)[N11]	0.05	ug/L	< 0.05	< 0.05	-	-
Perfluoropentanoic acid (PFPeA)[N11]	0.01	ug/L	< 0.01	< 0.01	-	-
Perfluorohexanoic acid (PFHxA)[N11]	0.01	ug/L	< 0.01	< 0.01	-	-
Perfluoroheptanoic acid (PFHpA)[N11]	0.01	ug/L	< 0.01	< 0.01	-	-
Perfluorooctanoic acid (PFOA)[N11]	0.01	ug/L	< 0.01	< 0.01	-	-
Perfluorononanoic acid (PFNA)[N11]	0.01	ug/L	< 0.01	< 0.01	-	-
Perfluorodecanoic acid (PFDA)[N11]	0.01	ug/L	< 0.01	< 0.01	-	-
Perfluoroundecanoic acid (PFUnDA)[N11]	0.01	ug/L	< 0.01	< 0.01	-	-
Perfluorododecanoic acid (PFDoDA)[N11]	0.01	ug/L	< 0.01	< 0.01	-	-
Perfluorotridecanoic acid (PFTrDA)[N15]	0.01	ug/L	< 0.01	< 0.01	-	-
Perfluorotetradecanoic acid (PFTeDA)[N11]	0.01	ug/L	< 0.01	< 0.01	-	-
13C4-PFBA (surr.)	1	%	93	102	-	-
13C5-PFPeA (surr.)	1	%	95	97	-	-
13C5-PFHxA (surr.)	1	%	93	107	-	-
13C4-PFHpA (surr.)	1	%	92	95	-	-
13C8-PFOA (surr.)	1	%	99	104	-	-
13C5-PFNA (surr.)	1	%	92	91	-	-

Client Sample ID			RISANTE 2	FB 2	TS	TB
Sample Matrix			Water	Water	Water	Water
Eurofins Sample No.			S24-Fe0031874	S24-Fe0031875	S24-Fe0031876	S24-Fe0031877
Date Sampled			Feb 13, 2024	Feb 13, 2024	Feb 09, 2024	Feb 09, 2024
Test/Reference	LOR	Unit				
Perfluoroalkyl carboxylic acids (PFCAs)						
13C6-PFDA (surr.)	1	%	87	85	-	-
13C2-PFUnDA (surr.)	1	%	80	80	-	-
13C2-PFDoDA (surr.)	1	%	83	67	-	-
13C2-PFTeDA (surr.)	1	%	66	49	-	-
Perfluoroalkyl sulfonamido substances						
Perfluorooctane sulfonamide (FOSA)[N11]	0.05	ug/L	< 0.05	< 0.05	-	-
N-methylperfluoro-1-octane sulfonamide (N-MeFOSA)[N11]	0.05	ug/L	< 0.05	< 0.05	-	-
N-ethylperfluoro-1-octane sulfonamide (N-EtFOSA)[N11]	0.05	ug/L	< 0.05	< 0.05	-	-
2-(N-methylperfluoro-1-octane sulfonamido)-ethanol(N-MeFOSE)[N11]	0.05	ug/L	< 0.05	< 0.05	-	-
2-(N-ethylperfluoro-1-octane sulfonamido)-ethanol(N-EtFOSE)[N11]	0.05	ug/L	< 0.05	< 0.05	-	-
N-ethyl-perfluorooctanesulfonamidoacetic acid (N-EtFOSAA)[N11]	0.05	ug/L	< 0.05	< 0.05	-	-
N-methyl-perfluorooctanesulfonamidoacetic acid (N-MeFOSAA)[N11]	0.05	ug/L	< 0.05	< 0.05	-	-
13C8-FOSA (surr.)	1	%	114	121	-	-
D3-N-MeFOSA (surr.)	1	%	80	69	-	-
D5-N-EtFOSA (surr.)	1	%	72	61	-	-
D7-N-MeFOSE (surr.)	1	%	84	69	-	-
D9-N-EtFOSE (surr.)	1	%	67	55	-	-
D5-N-EtFOSAA (surr.)	1	%	93	108	-	-
D3-N-MeFOSAA (surr.)	1	%	100	101	-	-
Perfluoroalkyl sulfonic acids (PFSAs)						
Perfluorobutanesulfonic acid (PFBS)[N11]	0.01	ug/L	< 0.01	< 0.01	-	-
Perfluorononanesulfonic acid (PFNS)[N15]	0.01	ug/L	< 0.01	< 0.01	-	-
Perfluoropropanesulfonic acid (PFPrS)[N15]	0.01	ug/L	< 0.01	< 0.01	-	-
Perfluoropentanesulfonic acid (PFPeS)[N15]	0.01	ug/L	< 0.01	< 0.01	-	-
Perfluorohexanesulfonic acid (PFHxS)[N11]	0.01	ug/L	< 0.01	< 0.01	-	-
Perfluoroheptanesulfonic acid (PFHpS)[N15]	0.01	ug/L	< 0.01	< 0.01	-	-
Perfluorooctanesulfonic acid (PFOS)[N11]	0.01	ug/L	< 0.01	< 0.01	-	-
Perfluorodecanesulfonic acid (PFDS)[N15]	0.01	ug/L	< 0.01	< 0.01	-	-
13C3-PFBS (surr.)	1	%	98	113	-	-
18O2-PFHxS (surr.)	1	%	108	117	-	-
13C8-PFOS (surr.)	1	%	94	102	-	-
n:2 Fluorotelomer sulfonic acids (n:2 FTSAs)						
1H.1H.2H.2H-perfluorohexanesulfonic acid (4:2 FTSA)[N11]	0.01	ug/L	< 0.01	< 0.01	-	-
1H.1H.2H.2H-perfluorooctanesulfonic acid(6:2 FTSA)[N11]	0.05	ug/L	< 0.05	< 0.05	-	-
1H.1H.2H.2H-perfluorodecanesulfonic acid (8:2 FTSA)[N11]	0.01	ug/L	< 0.01	< 0.01	-	-
1H.1H.2H.2H-perfluorododecanesulfonic acid (10:2 FTSA)[N11]	0.01	ug/L	< 0.01	< 0.01	-	-
13C2-4:2 FTSA (surr.)	1	%	91	107	-	-
13C2-6:2 FTSA (surr.)	1	%	99	96	-	-
13C2-8:2 FTSA (surr.)	1	%	95	104	-	-
13C2-10:2 FTSA (surr.)	1	%	83	74	-	-

Client Sample ID			RISANTE 2	FB 2	TS	TB
Sample Matrix			Water	Water	Water	Water
Eurofins Sample No.			S24-Fe0031874	S24-Fe0031875	S24-Fe0031876	S24-Fe0031877
Date Sampled			Feb 13, 2024	Feb 13, 2024	Feb 09, 2024	Feb 09, 2024
Test/Reference	LOR	Unit				
PFASs Summations						
Sum (PFHxS + PFOS)*	0.01	ug/L	< 0.01	< 0.01	-	-
Sum of US EPA PFAS (PFOS + PFOA)*	0.01	ug/L	< 0.01	< 0.01	-	-
Sum of enHealth PFAS (PFHxS + PFOS + PFOA)*	0.01	ug/L	< 0.01	< 0.01	-	-
Sum of WA DWER PFAS (n=10)*	0.05	ug/L	< 0.05	< 0.05	-	-
Sum of PFASs (n=30)*	0.1	ug/L	< 0.1	< 0.1	-	-
BTEX						
Benzene	1	%	-	-	96	-
Ethylbenzene	1	%	-	-	90	-
m&p-Xylenes	1	%	-	-	95	-
o-Xylene	1	%	-	-	91	-
Toluene	1	%	-	-	96	-
Xylenes - Total	1	%	-	-	92	-
4-Bromofluorobenzene (surr.)	1	%	-	-	112	-

Sample History

Where samples are submitted/analysed over several days, the last date of extraction is reported.

If the date and time of sampling are not provided, the Laboratory will not be responsible for compromised results should testing be performed outside the recommended holding time.

Description	Testing Site	Extracted	Holding Time
Total Recoverable Hydrocarbons - 1999 NEPM Fractions	Sydney	Feb 17, 2024	7 Days
- Method: LTM-ORG-2010 TRH C6-C40			
Total Recoverable Hydrocarbons - 2013 NEPM Fractions	Sydney	Feb 13, 2024	7 Days
- Method: LTM-ORG-2010 TRH C6-C40			
Total Recoverable Hydrocarbons - 2013 NEPM Fractions	Sydney	Feb 17, 2024	7 Days
- Method: LTM-ORG-2010 TRH C6-C40			
BTEX	Sydney	Feb 13, 2024	14 Days
- Method: LTM-ORG-2010 BTEX and Volatile TRH			
Polycyclic Aromatic Hydrocarbons	Sydney	Feb 17, 2024	7 Days
- Method: LTM-ORG-2130 PAH and Phenols in Soil and Water			
Metals M8	Sydney	Feb 17, 2024	28 Days
- Method: LTM-MET-3040 Metals in Waters, Soils & Sediments by ICP-MS			
Volatile Organics	Sydney	Feb 13, 2024	7 Days
- Method: LTM-ORG-2150 VOCs in Soils Liquid and other Aqueous Matrices			
Semivolatile Organics	Sydney	Feb 17, 2024	7 Day
- Method: LTM-ORG-2190 SVOC in Water & Soil by GC-MS			
Organochlorine Pesticides	Sydney	Feb 17, 2024	7 Days
- Method: LTM-ORG-2220 OCP & PCB in Soil and Water			
Polychlorinated Biphenyls	Sydney	Feb 17, 2024	7 Days
- Method: LTM-ORG-2220 OCP & PCB in Soil and Water			
Per- and Polyfluoroalkyl Substances (PFASs)			
Perfluoroalkyl carboxylic acids (PFCAs)	Sydney	Feb 17, 2024	28 Days
- Method: LTM-ORG-2100 Per- and Polyfluoroalkyl Substances (PFAS)			
Perfluoroalkyl sulfonamido substances	Sydney	Feb 17, 2024	28 Days
- Method: LTM-ORG-2100 Per- and Polyfluoroalkyl Substances (PFAS)			
Perfluoroalkyl sulfonic acids (PFSAs)	Sydney	Feb 17, 2024	28 Days
- Method: LTM-ORG-2100 Per- and Polyfluoroalkyl Substances (PFAS)			
n:2 Fluorotelomer sulfonic acids (n:2 FTSAs)	Sydney	Feb 17, 2024	28 Days
- Method: LTM-ORG-2100 Per- and Polyfluoroalkyl Substances (PFAS)			
PFASs Summations	Sydney	Feb 13, 2024	
- Method: LTM-ORG-2100 Per- and Polyfluoroalkyl Substances (PFAS)			

eurofins

web: www.eurofins.com.au
email: EnviroSales@eurofins.com

Eurofins Environment Testing Australia Pty Ltd
ABN: 50 005 085 521

Melbourne	Geelong	Sydney	Canberra	Brisbane	Newcastle
6 Monterey Road	19/8 Lewalan Street	179 Magowar Road	Unit 1,2 Dacre Street	1/21 Smallwood Place	1/2 Frost Drive
Dandenong South	Grovedale	Girraween	Mitchell	Murarrie	Mayfield West
VIC 3175	VIC 3216	NSW 2145	ACT 2911	QLD 4172	NSW 2304
+61 3 8564 5000	+61 3 8564 5000	+61 2 9900 8400	+61 2 6113 8091	T: +61 7 3902 4600	+61 2 4968 8448
NATA# 1261	NATA# 1261	NATA# 1261	NATA# 1261	NATA# 1261	NATA# 1261
Site# 1254	Site# 25403	Site# 18217	Site# 25466	Site# 20794	Site# 25079 & 25289

Eurofins ARL Pty Ltd
ABN: 91 05 0159 898

Perth
46-48 Banksia Road
Welshpool
WA 6106
+61 8 6253 4444
NATA# 2377
Site# 2370

Eurofins Environment Testing NZ Ltd
NZBN: 9429046024954

Auckland	Auckland (Asb)	Christchurch	Tauranga
35 O'Rorke Road	Unit C1/4 Pacific Rise,	43 Detroit Drive	1277 Cameron Road,
Penrose,	Mount Wellington,	Rolleston,	Gate Pa,
Auckland 1061	Auckland 1061	Christchurch 7675	Tauranga 3112
+64 9 526 4551	+64 9 525 0568	+64 3 343 5201	+64 9 525 0568
IANZ# 1327	IANZ# 1308	IANZ# 1290	IANZ# 1402

Company Name: Senversa Pty Ltd NSW
Address: Level 24, 1 Market Street
SYDNEY
NSW 2000

Project Name: SMITHFIELD
Project ID: 21182

Order No.:
Report #: 1068199
Phone: 02 9994 8016
Fax: 03 9606 0074

Received: Feb 13, 2024 4:20 PM
Due: Feb 19, 2024
Priority: 5 Day
Contact Name: Julia Nicholson

Eurofins Analytical Services Manager : Adam Bateup

Sample Detail						Asbestos - AS4964	CANCELLED	HOLD	BTEX	Suite B13: OCP/PCB	Moisture Set	Eurofins Suite B7	Eurofins Suite SVV: SVOC/VOC	Per- and Polyfluoroalkyl Substances (PFASs)	BTEX
Sydney Laboratory - NATA # 1261 Site # 18217						X	X	X	X	X	X	X	X	X	X
External Laboratory															
No	**Sample ID**	**Sample Date**	**Sampling Time**	**Matrix**	**LAB ID**										
1	SB15-0-0.1	Feb 13, 2024		Soil	S24-Fe0031866	X				X	X	X	X	X	
2	SB16-0.1-0.2	Feb 13, 2024		Soil	S24-Fe0031867						X	X			
3	SB17-0-0.1	Feb 13, 2024		Soil	S24-Fe0031868						X	X			
4	SB18-0-0.1	Feb 13, 2024		Soil	S24-Fe0031869						X	X			
5	SB19-0.5-0.6	Feb 13, 2024		Soil	S24-Fe0031870						X	X			
6	SB20-0-0.1	Feb 13, 2024		Soil	S24-Fe0031871					X	X	X	X	X	
7	SB21-0.25-0.35	Feb 13, 2024		Soil	S24-Fe0031872						X	X			
8	MW06-0.0-0.1	Feb 13, 2024		Soil	S24-Fe0031873					X	X	X			
9	RISANTE 2	Feb 13, 2024		Water	S24-Fe0031874					X		X	X	X	
10	FB 2	Feb 13, 2024		Water	S24-Fe0031875									X	
11	TS	Feb 09, 2024		Water	S24-Fe0031876										X
12	TB	Feb 09, 2024		Water	S24-Fe0031877				X						

eurofins

web: www.eurofins.com.au
email: EnviroSales@eurofins.com

Eurofins Environment Testing Australia Pty Ltd
ABN: 50 005 085 521

Melbourne	Geelong	Sydney	Canberra	Brisbane	Newcastle
6 Monterey Road	19/8 Lewalan Street	179 Magowar Road	Unit 1,2 Dacre Street	1/21 Smallwood Place	1/2 Frost Drive
Dandenong South	Grovedale	Girraween	Mitchell	Murarrie	Mayfield West
VIC 3175	VIC 3216	NSW 2145	ACT 2911	QLD 4172	NSW 2304
+61 3 8564 5000	+61 3 8564 5000	+61 2 9900 8400	+61 2 6113 8091	T: +61 7 3902 4600	+61 2 4968 8448
NATA# 1261	NATA# 1261	NATA# 1261	NATA# 1261	NATA# 1261	NATA# 1261
Site# 1254	Site# 25403	Site# 18217	Site# 25466	Site# 20794	Site# 25079 & 25289

Eurofins ARL Pty Ltd
ABN: 91 05 0159 898

Perth
46-48 Banksia Road
Welshpool
WA 6106
+61 8 6253 4444
NATA# 2377
Site# 2370

Eurofins Environment Testing NZ Ltd
NZBN: 9429046024954

Auckland	Auckland (Asb)	Christchurch	Tauranga
35 O'Rorke Road	Unit C1/4 Pacific Rise,	43 Detroit Drive	1277 Cameron Road,
Penrose,	Mount Wellington,	Rolleston,	Gate Pa,
Auckland 1061	Auckland 1061	Christchurch 7675	Tauranga 3112
+64 9 526 4551	+64 9 525 0568	+64 3 343 5201	+64 9 525 0568
IANZ# 1327	IANZ# 1308	IANZ# 1290	IANZ# 1402

Company Name: Senversa Pty Ltd NSW
Address: Level 24, 1 Market Street
SYDNEY
NSW 2000

Project Name: SMITHFIELD
Project ID: 21182

Order No.:
Report #: 1068199
Phone: 02 9994 8016
Fax: 03 9606 0074

Received: Feb 13, 2024 4:20 PM
Due: Feb 19, 2024
Priority: 5 Day
Contact Name: Julia Nicholson

Eurofins Analytical Services Manager : Adam Bateup

Sample Detail						Asbestos - AS4964	CANCELLED	HOLD	BTEX	Suite B13: OCP/PCB	Moisture Set	Eurofins Suite B7	Eurofins Suite SVV: SVOC/VOC	Per- and Polyfluoroalkyl Substances (PFASs)	BTEX
Sydney Laboratory - NATA # 1261 Site # 18217						X	X	X	X	X	X	X	X	X	X
13	QC200-CANCEL	Feb 05, 2024		Soil	S24-Fe0031878		X								
14	SB15-0.2-0.3	Feb 13, 2024		Soil	S24-Fe0031879			X							
15	SB15-0.9-1.0	Feb 13, 2024		Soil	S24-Fe0031880			X							
16	SB15-1.0-.1.1	Feb 13, 2024		Soil	S24-Fe0031881			X							
17	SB16-0-0.1	Feb 13, 2024		Soil	S24-Fe0031882			X							
18	SB16-0.6-0.7	Feb 13, 2024		Soil	S24-Fe0031883			X							
19	SB16-1.3-1.4	Feb 13, 2024		Soil	S24-Fe0031884			X							
20	SB17-0.5-0.6	Feb 13, 2024		Soil	S24-Fe0031885			X							
21	SB17-1-1.1	Feb 13, 2024		Soil	S24-Fe0031886			X							
22	SB18-0.1-0.2	Feb 13, 2024		Soil	S24-Fe0031887			X							
23	SB18-0.9-1.0	Feb 13, 2024		Soil	S24-Fe0031888			X							
24	SB19-0.1-0.2	Feb 13, 2024		Soil	S24-Fe0031889			X							
25	SB19-1.0-1.1	Feb 13, 2024		Soil	S24-Fe0031890			X							
26	SB19-2.0-2.1	Feb 13, 2024		Soil	S24-Fe0031891			X							
27	SB20-0.5-0.6	Feb 13, 2024		Soil	S24-Fe0031892			X							

eurofins

web: www.eurofins.com.au
email: EnviroSales@eurofins.com

Eurofins Environment Testing Australia Pty Ltd
ABN: 50 005 085 521

Melbourne	Geelong	Sydney	Canberra	Brisbane	Newcastle
6 Monterey Road	19/8 Lewalan Street	179 Magowar Road	Unit 1,2 Dacre Street	1/21 Smallwood Place	1/2 Frost Drive
Dandenong South	Grovedale	Girraween	Mitchell	Murarrie	Mayfield West
VIC 3175	VIC 3216	NSW 2145	ACT 2911	QLD 4172	NSW 2304
+61 3 8564 5000	+61 3 8564 5000	+61 2 9900 8400	+61 2 6113 8091	T: +61 7 3902 4600	+61 2 4968 8448
NATA# 1261	NATA# 1261	NATA# 1261	NATA# 1261	NATA# 1261	NATA# 1261
Site# 1254	Site# 25403	Site# 18217	Site# 25466	Site# 20794	Site# 25079 & 25289

Eurofins ARL Pty Ltd
ABN: 91 05 0159 898

Perth
46-48 Banksia Road
Welshpool
WA 6106
+61 8 6253 4444
NATA# 2377
Site# 2370

Eurofins Environment Testing NZ Ltd
NZBN: 9429046024954

Auckland	Auckland (Asb)	Christchurch	Tauranga
35 O'Rorke Road	Unit C1/4 Pacific Rise,	43 Detroit Drive	1277 Cameron Road,
Penrose,	Mount Wellington,	Rolleston,	Gate Pa,
Auckland 1061	Auckland 1061	Christchurch 7675	Tauranga 3112
+64 9 526 4551	+64 9 525 0568	+64 3 343 5201	+64 9 525 0568
IANZ# 1327	IANZ# 1308	IANZ# 1290	IANZ# 1402

Company Name: Senversa Pty Ltd NSW
Address: Level 24, 1 Market Street
SYDNEY
NSW 2000

Project Name: SMITHFIELD
Project ID: 21182

Order No.:
Report #: 1068199
Phone: 02 9994 8016
Fax: 03 9606 0074

Received: Feb 13, 2024 4:20 PM
Due: Feb 19, 2024
Priority: 5 Day
Contact Name: Julia Nicholson

Eurofins Analytical Services Manager : Adam Bateup

Sample Detail						Asbestos - AS4964	CANCELLED	HOLD	BTEX	Suite B13: OCP/PCB	Moisture Set	Eurofins Suite B7	Eurofins Suite SVV: SVOC/VOC	Per- and Polyfluoroalkyl Substances (PFASs)	BTEX
Sydney Laboratory - NATA # 1261 Site # 18217						X	X	X	X	X	X	X	X	X	X
28	SB20-1.0-1.1	Feb 13, 2024		Soil	S24-Fe0031893			X							
29	SB20-1.9-2.0	Feb 13, 2024		Soil	S24-Fe0031894			X							
30	SB21-0.4-0.5	Feb 13, 2024		Soil	S24-Fe0031895			X							
31	SB21-1.0-1.1	Feb 13, 2024		Soil	S24-Fe0031896			X							
32	SB21-2.0-2.1	Feb 13, 2024		Soil	S24-Fe0031897			X							
33	MW06-0.5-0.6	Feb 13, 2024		Soil	S24-Fe0031898			X							
34	MW06-1.0-1.1	Feb 13, 2024		Soil	S24-Fe0031899			X							
35	MW06-1.5-1.6	Feb 13, 2024		Soil	S24-Fe0031900			X							
36	MW06-2.0-2.1	Feb 13, 2024		Soil	S24-Fe0031901			X							
37	MW06-3.0-3.1	Feb 13, 2024		Soil	S24-Fe0031902			X							
38	MW06-4.0-4.1	Feb 13, 2024		Soil	S24-Fe0031903			X							
39	UNLABELLED	Feb 13, 2024		Soil	S24-Fe0032130			X							
Test Counts						1	1	26	1	4	8	9	3	4	1

Internal Quality Control Review and Glossary

General

1. Laboratory QC results for Method Blanks, Duplicates, Matrix Spikes, and Laboratory Control Samples follow guidelines delineated in the National Environment Protection (Assessment of Site Contamination) Measure 1999, as amended May 2013. They are included in this QC report where applicable. Additional QC data may be available on request.
2. All soil/sediment/solid results are reported on a dry weight basis unless otherwise stated.
3. All biota/food results are reported on a wet weight basis on the edible portion unless otherwise stated.
4. For CEC results where the sample's origin is unknown or environmentally contaminated, the results should be used advisedly.
5. Actual LORs are matrix dependent. Quoted LORs may be raised where sample extracts are diluted due to interferences.
6. Results are uncorrected for matrix spikes or surrogate recoveries except for PFAS compounds.
7. SVOC analysis on waters is performed on homogenised, unfiltered samples unless noted otherwise.
8. Samples were analysed on an 'as received' basis.
9. Information identified in this report with blue colour indicates data provided by customers that may have an impact on the results.
10. This report replaces any interim results previously issued.

Holding Times

Please refer to the 'Sample Preservation and Container Guide' for holding times (QS3001).

For samples received on the last day of holding time, notification of testing requirements should have been received at least 6 hours before sample receipt deadlines as stated on the SRA.

If the Laboratory did not receive the information in the required timeframe, and despite any other integrity issues, suitably qualified results may still be reported.

Holding times apply from the date of sampling; therefore, compliance with these may be outside the laboratory's control.

For VOCs containing vinyl chloride, styrene and 2-chloroethyl vinyl ether, the holding time is 7 days; however, for all other VOCs, such as BTEX or C6-10 TRH, the holding time is 14 days.

Units

mg/kg: milligrams per kilogram	**mg/L:** milligrams per litre	**ppm:** parts per million
µg/L: micrograms per litre	**ppb:** parts per billion	**%:** Percentage
org/100 mL: Organisms per 100 millilitres	**NTU:** Nephelometric Turbidity Units	**MPN/100 mL:** Most Probable Number of organisms per 100 millilitres
CFU: Colony forming unit	**Colour:** Pt-Co Units	

Terms

APHA	American Public Health Association
CEC	Cation Exchange Capacity
COC	Chain of Custody
CP	Client Parent - QC was performed on samples pertaining to this report
CRM	Certified Reference Material (ISO17034) - reported as percent recovery.
Dry	Where moisture has been determined on a solid sample, the result is expressed on a dry weight basis.
Duplicate	A second piece of analysis from the same sample and reported in the same units as the result to show comparison.
LOR	Limit of Reporting.
LCS	Laboratory Control Sample - reported as percent recovery.
Method Blank	In the case of solid samples, these are performed on laboratory-certified clean sands and in the case of water samples, these are performed on de-ionised water.
NCP	Non-Client Parent - QC performed on samples not pertaining to this report, QC represents the sequence or batch that client samples were analysed within.
RPD	Relative Percent Difference between two Duplicate pieces of analysis.
SPIKE	Addition of the analyte to the sample and reported as percentage recovery.
SRA	Sample Receipt Advice
Surr - Surrogate	The addition of a similar compound to the analyte target is reported as percentage recovery. See below for acceptance criteria.
TBTO	Tributyltin oxide (*bis*-tributyltin oxide) - individual tributyltin compounds cannot be identified separately in the environment; however, free tributyltin was measured, and its values were converted stoichiometrically into tributyltin oxide for comparison with regulatory limits.
TCLP	Toxicity Characteristic Leaching Procedure
TEQ	Toxic Equivalency Quotient or Total Equivalence
QSM	US Department of Defense Quality Systems Manual Version 5.4
US EPA	United States Environmental Protection Agency
WA DWER	Sum of PFBA, PFPeA, PFHxA, PFHpA, PFOA, PFBS, PFHxS, PFOS, 6:2 FTSA, 8:2 FTSA

QC - Acceptance Criteria

The acceptance criteria should only be used as a guide and may be different when site-specific Sampling Analysis and Quality Plan (SAQP) have been implemented.

RPD Duplicates: Global RPD Duplicates Acceptance Criteria is ≤30%; however, the following acceptance guidelines are equally applicable:

Results <10 times the LOR:	No Limit
Results between 10-20 times the LOR:	RPD must lie between 0-50%
Results >20 times the LOR:	RPD must lie between 0-30%

NOTE: pH duplicates are reported as a range, not as RPD

Surrogate Recoveries: Recoveries must lie between 20-130% for Speciated Phenols & 50-150% for PFAS. SVOCs recoveries 20 – 150%, VOC recoveries 70 – 130%

PFAS field samples containing surrogate recoveries above the QC limit designated in QSM 5.4, where no positive PFAS results have been reported or reviewed, and no data was affected.

QC Data General Comments

1. Where a result is reported as less than (<), higher than the nominated LOR, this is due to either matrix interference, extract dilution required due to interferences or contaminant levels within the sample, high moisture content or insufficient sample provided.
2. Duplicate data shown within this report that states the word "BATCH" is a Batch Duplicate from outside of your sample batch but within the laboratory sample batch at a 1:10 ratio. The Parent and Duplicate data shown are not data from your samples.
3. pH and Free Chlorine analysed in the laboratory - Analysis on this test must begin within 30 minutes of sampling. Therefore, laboratory analysis is unlikely to be completed within holding time.Analysis will begin as soon as possible after sample receipt.
4. Recovery Data (Spikes & Surrogates) - where chromatographic interference does not allow the determination of recovery, the term "INT" appears against that analyte.
5. For Matrix Spikes and LCS results, a dash "-" in the report means that the specific analyte was not added to the QC sample.
6. Duplicate RPDs are calculated from raw analytical data; thus, it is possible to have two sets of data.

Quality Control Results

Test	Units	Result 1			Acceptance Limits	Pass Limits	Qualifying Code
Method Blank							
Total Recoverable Hydrocarbons							
TRH C6-C9	mg/L	< 0.02			0.02	Pass	
TRH C10-C14	mg/L	< 0.05			0.05	Pass	
TRH C15-C28	mg/L	< 0.1			0.1	Pass	
TRH C29-C36	mg/L	< 0.1			0.1	Pass	
TRH C6-C10	mg/L	< 0.02			0.02	Pass	
TRH >C10-C16	mg/L	< 0.05			0.05	Pass	
TRH >C16-C34	mg/L	< 0.1			0.1	Pass	
TRH >C34-C40	mg/L	< 0.1			0.1	Pass	
Method Blank							
BTEX							
Benzene	mg/L	< 0.001			0.001	Pass	
Toluene	mg/L	< 0.001			0.001	Pass	
Ethylbenzene	mg/L	< 0.001			0.001	Pass	
m&p-Xylenes	mg/L	< 0.002			0.002	Pass	
o-Xylene	mg/L	< 0.001			0.001	Pass	
Xylenes - Total*	mg/L	< 0.003			0.003	Pass	
Method Blank							
Volatile Organics							
1.1-Dichloroethane	mg/L	< 0.001			0.001	Pass	
1.1-Dichloroethene	mg/L	< 0.001			0.001	Pass	
1.1.1-Trichloroethane	mg/L	< 0.001			0.001	Pass	
1.1.1.2-Tetrachloroethane	mg/L	< 0.001			0.001	Pass	
1.1.2-Trichloroethane	mg/L	< 0.001			0.001	Pass	
1.1.2.2-Tetrachloroethane	mg/L	< 0.001			0.001	Pass	
1.2-Dibromoethane	mg/L	< 0.001			0.001	Pass	
1.2-Dichlorobenzene	mg/L	< 0.001			0.001	Pass	
1.2-Dichloroethane	mg/L	< 0.001			0.001	Pass	
1.2-Dichloropropane	mg/L	< 0.001			0.001	Pass	
1.2.3-Trichloropropane	mg/L	< 0.001			0.001	Pass	
1.2.4-Trimethylbenzene	mg/L	< 0.001			0.001	Pass	
1.3-Dichlorobenzene	mg/L	< 0.001			0.001	Pass	
1.3-Dichloropropane	mg/L	< 0.001			0.001	Pass	
1.3.5-Trimethylbenzene	mg/L	< 0.001			0.001	Pass	
1.4-Dichlorobenzene	mg/L	< 0.001			0.001	Pass	
2-Butanone (MEK)	mg/L	< 0.005			0.005	Pass	
2-Propanone (Acetone)	mg/L	< 0.005			0.005	Pass	
4-Chlorotoluene	mg/L	< 0.001			0.001	Pass	
4-Methyl-2-pentanone (MIBK)	mg/L	< 0.005			0.005	Pass	
Allyl chloride	mg/L	< 0.001			0.001	Pass	
Bromobenzene	mg/L	< 0.001			0.001	Pass	
Bromochloromethane	mg/L	< 0.001			0.001	Pass	
Bromodichloromethane	mg/L	< 0.001			0.001	Pass	
Bromoform	mg/L	< 0.001			0.001	Pass	
Bromomethane	mg/L	< 0.005			0.005	Pass	
Carbon disulfide	mg/L	< 0.001			0.001	Pass	
Carbon Tetrachloride	mg/L	< 0.001			0.001	Pass	
Chlorobenzene	mg/L	< 0.001			0.001	Pass	
Chloroethane	mg/L	< 0.005			0.005	Pass	
Chloroform	mg/L	< 0.005			0.005	Pass	
Chloromethane	mg/L	< 0.005			0.005	Pass	

Test	Units	Result 1			Acceptance Limits	Pass Limits	Qualifying Code
cis-1.2-Dichloroethene	mg/L	< 0.001			0.001	Pass	
cis-1.3-Dichloropropene	mg/L	< 0.001			0.001	Pass	
Dibromochloromethane	mg/L	< 0.001			0.001	Pass	
Dibromomethane	mg/L	< 0.001			0.001	Pass	
Dichlorodifluoromethane	mg/L	< 0.005			0.005	Pass	
Iodomethane	mg/L	< 0.001			0.001	Pass	
Isopropyl benzene (Cumene)	mg/L	< 0.001			0.001	Pass	
Methylene Chloride	mg/L	< 0.005			0.005	Pass	
Styrene	mg/L	< 0.001			0.001	Pass	
Tetrachloroethene	mg/L	< 0.001			0.001	Pass	
trans-1.2-Dichloroethene	mg/L	< 0.001			0.001	Pass	
trans-1.3-Dichloropropene	mg/L	< 0.001			0.001	Pass	
Trichloroethene	mg/L	< 0.001			0.001	Pass	
Trichlorofluoromethane	mg/L	< 0.005			0.005	Pass	
Vinyl chloride	mg/L	< 0.005			0.005	Pass	
Method Blank							
Total Recoverable Hydrocarbons - 2013 NEPM Fractions							
Naphthalene	mg/L	< 0.01			0.01	Pass	
Method Blank							
Polycyclic Aromatic Hydrocarbons							
Acenaphthene	mg/L	< 0.001			0.001	Pass	
Acenaphthylene	mg/L	< 0.001			0.001	Pass	
Anthracene	mg/L	< 0.001			0.001	Pass	
Benz(a)anthracene	mg/L	< 0.001			0.001	Pass	
Benzo(a)pyrene	mg/L	< 0.001			0.001	Pass	
Benzo(b&j)fluoranthene	mg/L	< 0.001			0.001	Pass	
Benzo(g.h.i)perylene	mg/L	< 0.001			0.001	Pass	
Benzo(k)fluoranthene	mg/L	< 0.001			0.001	Pass	
Chrysene	mg/L	< 0.001			0.001	Pass	
Dibenz(a.h)anthracene	mg/L	< 0.001			0.001	Pass	
Fluoranthene	mg/L	< 0.001			0.001	Pass	
Fluorene	mg/L	< 0.001			0.001	Pass	
Indeno(1.2.3-cd)pyrene	mg/L	< 0.001			0.001	Pass	
Naphthalene	mg/L	< 0.001			0.001	Pass	
Phenanthrene	mg/L	< 0.001			0.001	Pass	
Pyrene	mg/L	< 0.001			0.001	Pass	
Method Blank							
Organochlorine Pesticides							
Chlordanes - Total	mg/L	< 0.002			0.002	Pass	
4.4'-DDD	mg/L	< 0.0002			0.0002	Pass	
4.4'-DDE	mg/L	< 0.0002			0.0002	Pass	
4.4'-DDT	mg/L	< 0.0002			0.0002	Pass	
a-HCH	mg/L	< 0.0002			0.0002	Pass	
Aldrin	mg/L	< 0.0002			0.0002	Pass	
b-HCH	mg/L	< 0.0002			0.0002	Pass	
d-HCH	mg/L	< 0.0002			0.0002	Pass	
Dieldrin	mg/L	< 0.0002			0.0002	Pass	
Endosulfan I	mg/L	< 0.0002			0.0002	Pass	
Endosulfan II	mg/L	< 0.0002			0.0002	Pass	
Endosulfan sulphate	mg/L	< 0.0002			0.0002	Pass	
Endrin	mg/L	< 0.0002			0.0002	Pass	
Endrin aldehyde	mg/L	< 0.0002			0.0002	Pass	
Endrin ketone	mg/L	< 0.0002			0.0002	Pass	
g-HCH (Lindane)	mg/L	< 0.0002			0.0002	Pass	

Test	Units	Result 1			Acceptance Limits	Pass Limits	Qualifying Code
Heptachlor	mg/L	< 0.0002			0.0002	Pass	
Heptachlor epoxide	mg/L	< 0.0002			0.0002	Pass	
Hexachlorobenzene	mg/L	< 0.0002			0.0002	Pass	
Methoxychlor	mg/L	< 0.0002			0.0002	Pass	
Toxaphene	mg/L	< 0.005			0.005	Pass	
Method Blank							
Polychlorinated Biphenyls							
Aroclor-1016	mg/L	< 0.005			0.005	Pass	
Aroclor-1221	mg/L	< 0.005			0.005	Pass	
Aroclor-1232	mg/L	< 0.005			0.005	Pass	
Aroclor-1242	mg/L	< 0.005			0.005	Pass	
Aroclor-1248	mg/L	< 0.005			0.005	Pass	
Aroclor-1254	mg/L	< 0.005			0.005	Pass	
Aroclor-1260	mg/L	< 0.005			0.005	Pass	
Total PCB*	mg/L	< 0.005			0.005	Pass	
Method Blank							
Semivolatile Organics							
2-Methyl-4.6-dinitrophenol	mg/L	< 0.03			0.03	Pass	
1-Chloronaphthalene	mg/L	< 0.005			0.005	Pass	
1-Naphthylamine	mg/L	< 0.005			0.005	Pass	
1.2-Dichlorobenzene	mg/L	< 0.005			0.005	Pass	
1.2.3-Trichlorobenzene	mg/L	< 0.005			0.005	Pass	
1.2.3.4-Tetrachlorobenzene	mg/L	< 0.005			0.005	Pass	
1.2.3.5-Tetrachlorobenzene	mg/L	< 0.005			0.005	Pass	
1.2.4-Trichlorobenzene	mg/L	< 0.005			0.005	Pass	
1.2.4.5-Tetrachlorobenzene	mg/L	< 0.005			0.005	Pass	
1.3-Dichlorobenzene	mg/L	< 0.005			0.005	Pass	
1.3.5-Trichlorobenzene	mg/L	< 0.005			0.005	Pass	
1.4-Dichlorobenzene	mg/L	< 0.005			0.005	Pass	
2-Chloronaphthalene	mg/L	< 0.005			0.005	Pass	
2-Chlorophenol	mg/L	< 0.003			0.003	Pass	
2-Methylnaphthalene	mg/L	< 0.005			0.005	Pass	
2-Methylphenol (o-Cresol)	mg/L	< 0.003			0.003	Pass	
2-Naphthylamine	mg/L	< 0.005			0.005	Pass	
2-Nitroaniline	mg/L	< 0.005			0.005	Pass	
2-Nitrophenol	mg/L	< 0.01			0.01	Pass	
2-Picoline	mg/L	< 0.005			0.005	Pass	
2.3.4.6-Tetrachlorophenol	mg/L	< 0.01			0.01	Pass	
2.4-Dichlorophenol	mg/L	< 0.003			0.003	Pass	
2.4-Dimethylphenol	mg/L	< 0.003			0.003	Pass	
2.4-Dinitrophenol	mg/L	< 0.03			0.03	Pass	
2.4-Dinitrotoluene	mg/L	< 0.005			0.005	Pass	
2.4.5-Trichlorophenol	mg/L	< 0.01			0.01	Pass	
2.4.6-Trichlorophenol	mg/L	< 0.01			0.01	Pass	
2.6-Dichlorophenol	mg/L	< 0.003			0.003	Pass	
2.6-Dinitrotoluene	mg/L	< 0.005			0.005	Pass	
3&4-Methylphenol (m&p-Cresol)	mg/L	< 0.006			0.006	Pass	
3-Methylcholanthrene	mg/L	< 0.005			0.005	Pass	
3.3'-Dichlorobenzidine	mg/L	< 0.005			0.005	Pass	
4-Aminobiphenyl	mg/L	< 0.005			0.005	Pass	
4-Chloro-3-methylphenol	mg/L	< 0.01			0.01	Pass	
4-Nitrophenol	mg/L	< 0.03			0.03	Pass	
4.4'-DDD	mg/L	< 0.005			0.005	Pass	
4.4'-DDE	mg/L	< 0.005			0.005	Pass	

Test	Units	Result 1			Acceptance Limits	Pass Limits	Qualifying Code
4.4'-DDT	mg/L	< 0.005			0.005	Pass	
7.12-Dimethylbenz(a)anthracene	mg/L	< 0.005			0.005	Pass	
a-HCH	mg/L	< 0.005			0.005	Pass	
Acetophenone	mg/L	< 0.005			0.005	Pass	
Aldrin	mg/L	< 0.005			0.005	Pass	
Aniline	mg/L	< 0.005			0.005	Pass	
b-HCH	mg/L	< 0.005			0.005	Pass	
Benzyl chloride	mg/L	< 0.005			0.005	Pass	
Bis(2-ethylhexyl)phthalate	mg/L	< 0.005			0.005	Pass	
Butyl benzyl phthalate	mg/L	< 0.005			0.005	Pass	
d-HCH	mg/L	< 0.005			0.005	Pass	
Di-n-butyl phthalate	mg/L	< 0.005			0.005	Pass	
Di-n-octyl phthalate	mg/L	< 0.005			0.005	Pass	
Dibenz(a.j)acridine	mg/L	< 0.005			0.005	Pass	
Dibenzofuran	mg/L	< 0.005			0.005	Pass	
Dieldrin	mg/L	< 0.005			0.005	Pass	
Diethyl phthalate	mg/L	< 0.005			0.005	Pass	
Dimethyl phthalate	mg/L	< 0.005			0.005	Pass	
Dimethylaminoazobenzene	mg/L	< 0.005			0.005	Pass	
Diphenylamine	mg/L	< 0.005			0.005	Pass	
Endosulfan I	mg/L	< 0.005			0.005	Pass	
Endosulfan II	mg/L	< 0.005			0.005	Pass	
Endosulfan sulphate	mg/L	< 0.005			0.005	Pass	
Endrin	mg/L	< 0.005			0.005	Pass	
Endrin aldehyde	mg/L	< 0.005			0.005	Pass	
Endrin ketone	mg/L	< 0.005			0.005	Pass	
g-HCH (Lindane)	mg/L	< 0.005			0.005	Pass	
Heptachlor	mg/L	< 0.005			0.005	Pass	
Heptachlor epoxide	mg/L	< 0.005			0.005	Pass	
Hexachlorobenzene	mg/L	< 0.005			0.005	Pass	
Hexachlorobutadiene	mg/L	< 0.005			0.005	Pass	
Hexachlorocyclopentadiene	mg/L	< 0.005			0.005	Pass	
Hexachloroethane	mg/L	< 0.005			0.005	Pass	
Methoxychlor	mg/L	< 0.005			0.005	Pass	
N-Nitrosodibutylamine	mg/L	< 0.005			0.005	Pass	
N-Nitrosodipropylamine	mg/L	< 0.005			0.005	Pass	
N-Nitrosopiperidine	mg/L	< 0.005			0.005	Pass	
Nitrobenzene	mg/L	< 0.005			0.005	Pass	
Pentachlorobenzene	mg/L	< 0.005			0.005	Pass	
Pentachloronitrobenzene	mg/L	< 0.005			0.005	Pass	
Pentachlorophenol	mg/L	< 0.01			0.01	Pass	
Phenol	mg/L	< 0.003			0.003	Pass	
Pronamide	mg/L	< 0.005			0.005	Pass	
Trifluralin	mg/L	< 0.005			0.005	Pass	
Method Blank							
Haloethers							
4-Bromophenyl phenyl ether	mg/L	< 0.005			0.005	Pass	
4-Chlorophenyl phenyl ether	mg/L	< 0.005			0.005	Pass	
Bis(2-chloroethoxy)methane	mg/L	< 0.005			0.005	Pass	
Bis(2-chloroisopropyl)ether	mg/L	< 0.005			0.005	Pass	
Method Blank							
Heavy Metals							
Arsenic	mg/L	< 0.001			0.001	Pass	
Cadmium	mg/L	< 0.0002			0.0002	Pass	

Test	Units	Result 1			Acceptance Limits	Pass Limits	Qualifying Code
Chromium	mg/L	< 0.001			0.001	Pass	
Copper	mg/L	< 0.001			0.001	Pass	
Lead	mg/L	< 0.001			0.001	Pass	
Mercury	mg/L	< 0.0001			0.0001	Pass	
Nickel	mg/L	< 0.001			0.001	Pass	
Zinc	mg/L	< 0.005			0.005	Pass	
Method Blank							
Perfluoroalkyl carboxylic acids (PFCAs)							
Perfluorobutanoic acid (PFBA)	ug/L	< 0.05			0.05	Pass	
Perfluoropentanoic acid (PFPeA)	ug/L	< 0.01			0.01	Pass	
Perfluorohexanoic acid (PFHxA)	ug/L	< 0.01			0.01	Pass	
Perfluoroheptanoic acid (PFHpA)	ug/L	< 0.01			0.01	Pass	
Perfluorooctanoic acid (PFOA)	ug/L	< 0.01			0.01	Pass	
Perfluorononanoic acid (PFNA)	ug/L	< 0.01			0.01	Pass	
Perfluorodecanoic acid (PFDA)	ug/L	< 0.01			0.01	Pass	
Perfluoroundecanoic acid (PFUnDA)	ug/L	< 0.01			0.01	Pass	
Perfluorododecanoic acid (PFDoDA)	ug/L	< 0.01			0.01	Pass	
Perfluorotridecanoic acid (PFTrDA)	ug/L	< 0.01			0.01	Pass	
Perfluorotetradecanoic acid (PFTeDA)	ug/L	< 0.01			0.01	Pass	
Method Blank							
Perfluoroalkyl sulfonamido substances							
Perfluorooctane sulfonamide (FOSA)	ug/L	< 0.05			0.05	Pass	
N-methylperfluoro-1-octane sulfonamide (N-MeFOSA)	ug/L	< 0.05			0.05	Pass	
N-ethylperfluoro-1-octane sulfonamide (N-EtFOSA)	ug/L	< 0.05			0.05	Pass	
2-(N-methylperfluoro-1-octane sulfonamido)-ethanol(N-MeFOSE)	ug/L	< 0.05			0.05	Pass	
2-(N-ethylperfluoro-1-octane sulfonamido)-ethanol(N-EtFOSE)	ug/L	< 0.05			0.05	Pass	
N-ethyl-perfluorooctanesulfonamidoacetic acid (N-EtFOSAA)	ug/L	< 0.05			0.05	Pass	
N-methyl-perfluorooctanesulfonamidoacetic acid (N-MeFOSAA)	ug/L	< 0.05			0.05	Pass	
Method Blank							
Perfluoroalkyl sulfonic acids (PFSAs)							
Perfluorobutanesulfonic acid (PFBS)	ug/L	< 0.01			0.01	Pass	
Perfluorononanesulfonic acid (PFNS)	ug/L	< 0.01			0.01	Pass	
Perfluoropropanesulfonic acid (PFPrS)	ug/L	< 0.01			0.01	Pass	
Perfluoropentanesulfonic acid (PFPeS)	ug/L	< 0.01			0.01	Pass	
Perfluorohexanesulfonic acid (PFHxS)	ug/L	< 0.01			0.01	Pass	
Perfluoroheptanesulfonic acid (PFHpS)	ug/L	< 0.01			0.01	Pass	
Perfluorooctanesulfonic acid (PFOS)	ug/L	< 0.01			0.01	Pass	
Perfluorodecanesulfonic acid (PFDS)	ug/L	< 0.01			0.01	Pass	
Method Blank							
n:2 Fluorotelomer sulfonic acids (n:2 FTSAs)							
1H.1H.2H.2H-perfluorohexanesulfonic acid (4:2 FTSA)	ug/L	< 0.01			0.01	Pass	
1H.1H.2H.2H-perfluorooctanesulfonic acid(6:2 FTSA)	ug/L	< 0.05			0.05	Pass	
1H.1H.2H.2H-perfluorodecanesulfonic acid (8:2 FTSA)	ug/L	< 0.01			0.01	Pass	
1H.1H.2H.2H-perfluorododecanesulfonic acid (10:2 FTSA)	ug/L	< 0.01			0.01	Pass	
Method Blank							
PFASs Summations							
Sum of US EPA PFAS (PFOS + PFOA)*	ug/L	-			0.01	N/A	
LCS - % Recovery							
Total Recoverable Hydrocarbons							
TRH C6-C9	%	93			70-130	Pass	
TRH C10-C14	%	97			70-130	Pass	
TRH C6-C10	%	92			70-130	Pass	
TRH >C10-C16	%	90			70-130	Pass	
LCS - % Recovery							

Test	Units	Result 1			Acceptance Limits	Pass Limits	Qualifying Code
BTEX							
Benzene	%	86			70-130	Pass	
Toluene	%	94			70-130	Pass	
Ethylbenzene	%	97			70-130	Pass	
m&p-Xylenes	%	101			70-130	Pass	
o-Xylene	%	100			70-130	Pass	
Xylenes - Total*	%	100			70-130	Pass	
LCS - % Recovery							
Volatile Organics							
1.1-Dichloroethene	%	94			70-130	Pass	
1.1.1-Trichloroethane	%	73			70-130	Pass	
1.2-Dichlorobenzene	%	109			70-130	Pass	
1.2-Dichloroethane	%	90			70-130	Pass	
Trichloroethene	%	73			70-130	Pass	
LCS - % Recovery							
Total Recoverable Hydrocarbons - 2013 NEPM Fractions							
Naphthalene	%	106			70-130	Pass	
LCS - % Recovery							
Polycyclic Aromatic Hydrocarbons							
Anthracene	%	73			70-130	Pass	
Benzo(a)pyrene	%	81			70-130	Pass	
Benzo(b&j)fluoranthene	%	76			70-130	Pass	
Benzo(g.h.i)perylene	%	79			70-130	Pass	
Benzo(k)fluoranthene	%	79			70-130	Pass	
Chrysene	%	80			70-130	Pass	
Dibenz(a.h)anthracene	%	77			70-130	Pass	
Fluoranthene	%	83			70-130	Pass	
Indeno(1.2.3-cd)pyrene	%	81			70-130	Pass	
Phenanthrene	%	74			70-130	Pass	
LCS - % Recovery							
Organochlorine Pesticides							
Chlordanes - Total	%	90			70-130	Pass	
4.4'-DDD	%	84			70-130	Pass	
4.4'-DDE	%	89			70-130	Pass	
4.4'-DDT	%	92			70-130	Pass	
a-HCH	%	81			70-130	Pass	
b-HCH	%	80			70-130	Pass	
d-HCH	%	85			70-130	Pass	
Dieldrin	%	88			70-130	Pass	
Endosulfan II	%	92			70-130	Pass	
Endrin	%	88			70-130	Pass	
Endrin ketone	%	93			70-130	Pass	
g-HCH (Lindane)	%	77			70-130	Pass	
Heptachlor	%	87			70-130	Pass	
Heptachlor epoxide	%	89			70-130	Pass	
Hexachlorobenzene	%	78			70-130	Pass	
Methoxychlor	%	86			70-130	Pass	
LCS - % Recovery							
Polychlorinated Biphenyls							
Aroclor-1260	%	91			70-130	Pass	
LCS - % Recovery							
Semivolatile Organics							
2-Methyl-4.6-dinitrophenol	%	102			25-140	Pass	
2-Chlorophenol	%	58			25-140	Pass	

Test	Units	Result 1			Acceptance Limits	Pass Limits	Qualifying Code
2-Methylphenol (o-Cresol)	%	81			25-140	Pass	
2-Nitrophenol	%	119			25-140	Pass	
2.4-Dichlorophenol	%	117			25-140	Pass	
2.4-Dimethylphenol	%	96			25-140	Pass	
2.4-Dinitrophenol	%	107			25-140	Pass	
2.4.5-Trichlorophenol	%	104			25-140	Pass	
2.4.6-Trichlorophenol	%	121			25-140	Pass	
2.6-Dichlorophenol	%	114			25-140	Pass	
3&4-Methylphenol (m&p-Cresol)	%	74			25-140	Pass	
4-Chloro-3-methylphenol	%	57			25-140	Pass	
4-Nitrophenol	%	30			25-140	Pass	
Endrin aldehyde	%	84			70-130	Pass	
Pentachlorophenol	%	65			25-140	Pass	
Phenol	%	38			25-140	Pass	
LCS - % Recovery							
Heavy Metals							
Arsenic	%	101			80-120	Pass	
Cadmium	%	100			80-120	Pass	
Chromium	%	102			80-120	Pass	
Copper	%	103			80-120	Pass	
Lead	%	102			80-120	Pass	
Mercury	%	101			80-120	Pass	
Nickel	%	102			80-120	Pass	
Zinc	%	101			80-120	Pass	
LCS - % Recovery							
Perfluoroalkyl carboxylic acids (PFCAs)							
Perfluorobutanoic acid (PFBA)	%	105			50-150	Pass	
Perfluoropentanoic acid (PFPeA)	%	101			50-150	Pass	
Perfluorohexanoic acid (PFHxA)	%	99			50-150	Pass	
Perfluoroheptanoic acid (PFHpA)	%	111			50-150	Pass	
Perfluorooctanoic acid (PFOA)	%	103			50-150	Pass	
Perfluorononanoic acid (PFNA)	%	110			50-150	Pass	
Perfluorodecanoic acid (PFDA)	%	118			50-150	Pass	
Perfluoroundecanoic acid (PFUnDA)	%	122			50-150	Pass	
Perfluorododecanoic acid (PFDoDA)	%	106			50-150	Pass	
Perfluorotridecanoic acid (PFTrDA)	%	133			50-150	Pass	
Perfluorotetradecanoic acid (PFTeDA)	%	117			50-150	Pass	
LCS - % Recovery							
Perfluoroalkyl sulfonamido substances							
Perfluorooctane sulfonamide (FOSA)	%	99			50-150	Pass	
N-methylperfluoro-1-octane sulfonamide (N-MeFOSA)	%	98			50-150	Pass	
N-ethylperfluoro-1-octane sulfonamide (N-EtFOSA)	%	103			50-150	Pass	
2-(N-methylperfluoro-1-octane sulfonamido)-ethanol(N-MeFOSE)	%	100			50-150	Pass	
2-(N-ethylperfluoro-1-octane sulfonamido)-ethanol(N-EtFOSE)	%	109			50-150	Pass	
N-ethyl-perfluorooctanesulfonamidoacetic acid (N-EtFOSAA)	%	107			50-150	Pass	
N-methyl-perfluorooctanesulfonamidoacetic acid (N-MeFOSAA)	%	105			50-150	Pass	
LCS - % Recovery							
Perfluoroalkyl sulfonic acids (PFSAs)							
Perfluorobutanesulfonic acid (PFBS)	%	109			50-150	Pass	
Perfluorononanesulfonic acid (PFNS)	%	112			50-150	Pass	
Perfluoropropanesulfonic acid (PFPrS)	%	103			50-150	Pass	
Perfluoropentanesulfonic acid (PFPeS)	%	103			50-150	Pass	
Perfluorohexanesulfonic acid (PFHxS)	%	118			50-150	Pass	
Perfluoroheptanesulfonic acid (PFHpS)	%	124			50-150	Pass	

Test			Units	Result 1			Acceptance Limits	Pass Limits	Qualifying Code
Perfluorooctanesulfonic acid (PFOS)			%	108			50-150	Pass	
Perfluorodecanesulfonic acid (PFDS)			%	101			50-150	Pass	
LCS - % Recovery									
n:2 Fluorotelomer sulfonic acids (n:2 FTSAs)									
1H.1H.2H.2H-perfluorohexanesulfonic acid (4:2 FTSA)			%	106			50-150	Pass	
1H.1H.2H.2H-perfluorooctanesulfonic acid(6:2 FTSA)			%	119			50-150	Pass	
1H.1H.2H.2H-perfluorodecanesulfonic acid (8:2 FTSA)			%	128			50-150	Pass	
1H.1H.2H.2H-perfluorododecanesulfonic acid (10:2 FTSA)			%	117			50-150	Pass	
Test	**Lab Sample ID**	**QA Source**	**Units**	**Result 1**			**Acceptance Limits**	**Pass Limits**	**Qualifying Code**
Spike - % Recovery									
Total Recoverable Hydrocarbons				Result 1					
TRH C10-C14	S24-Fe0032517	NCP	%	108			70-130	Pass	
TRH >C10-C16	S24-Fe0026864	NCP	%	130			70-130	Pass	
Spike - % Recovery									
Heavy Metals				Result 1					
Arsenic	R24-Fe0030398	NCP	%	102			75-125	Pass	
Cadmium	R24-Fe0030398	NCP	%	101			75-125	Pass	
Chromium	R24-Fe0030398	NCP	%	101			75-125	Pass	
Copper	R24-Fe0030398	NCP	%	102			75-125	Pass	
Lead	R24-Fe0030398	NCP	%	101			75-125	Pass	
Mercury	R24-Fe0030398	NCP	%	100			75-125	Pass	
Nickel	R24-Fe0030398	NCP	%	103			75-125	Pass	
Zinc	R24-Fe0030398	NCP	%	100			75-125	Pass	
Spike - % Recovery									
Perfluoroalkyl carboxylic acids (PFCAs)				Result 1					
Perfluorobutanoic acid (PFBA)	S24-Fe0033200	NCP	%	101			50-150	Pass	
Perfluoropentanoic acid (PFPeA)	S24-Fe0033200	NCP	%	110			50-150	Pass	
Perfluorohexanoic acid (PFHxA)	S24-Fe0033200	NCP	%	108			50-150	Pass	
Perfluoroheptanoic acid (PFHpA)	S24-Fe0033200	NCP	%	117			50-150	Pass	
Perfluorooctanoic acid (PFOA)	S24-Fe0033200	NCP	%	96			50-150	Pass	
Perfluorononanoic acid (PFNA)	S24-Fe0033200	NCP	%	107			50-150	Pass	
Perfluorodecanoic acid (PFDA)	S24-Fe0033200	NCP	%	127			50-150	Pass	
Perfluoroundecanoic acid (PFUnDA)	S24-Fe0033200	NCP	%	100			50-150	Pass	
Perfluorododecanoic acid (PFDoDA)	S24-Fe0033200	NCP	%	136			50-150	Pass	
Perfluorotridecanoic acid (PFTrDA)	S24-Fe0033200	NCP	%	123			50-150	Pass	
Perfluorotetradecanoic acid (PFTeDA)	S24-Fe0033200	NCP	%	114			50-150	Pass	
Spike - % Recovery									
Perfluoroalkyl sulfonamido substances				Result 1					
Perfluorooctane sulfonamide (FOSA)	S24-Fe0033200	NCP	%	109			50-150	Pass	
N-methylperfluoro-1-octane sulfonamide (N-MeFOSA)	S24-Fe0033200	NCP	%	104			50-150	Pass	
N-ethylperfluoro-1-octane sulfonamide (N-EtFOSA)	S24-Fe0033200	NCP	%	90			50-150	Pass	
2-(N-methylperfluoro-1-octane sulfonamido)-ethanol(N-MeFOSE)	S24-Fe0033200	NCP	%	109			50-150	Pass	
2-(N-ethylperfluoro-1-octane sulfonamido)-ethanol(N-EtFOSE)	S24-Fe0033200	NCP	%	109			50-150	Pass	
N-ethyl-perfluorooctanesulfonamidoacetic acid (N-EtFOSAA)	S24-Fe0033200	NCP	%	84			50-150	Pass	
N-methyl-perfluorooctanesulfonamidoacetic acid (N-MeFOSAA)	S24-Fe0033200	NCP	%	127			50-150	Pass	
Spike - % Recovery									

Test	Lab Sample ID	QA Source	Units	Result 1			Acceptance Limits	Pass Limits	Qualifying Code
Perfluoroalkyl sulfonic acids (PFSAs)				Result 1					
Perfluorobutanesulfonic acid (PFBS)	S24-Fe0033200	NCP	%	108			50-150	Pass	
Perfluorononanesulfonic acid (PFNS)	S24-Fe0033200	NCP	%	122			50-150	Pass	
Perfluoropropanesulfonic acid (PFPrS)	S24-Fe0033200	NCP	%	103			50-150	Pass	
Perfluoropentanesulfonic acid (PFPeS)	S24-Fe0033200	NCP	%	103			50-150	Pass	
Perfluorohexanesulfonic acid (PFHxS)	S24-Fe0033200	NCP	%	106			50-150	Pass	
Perfluoroheptanesulfonic acid (PFHpS)	S24-Fe0033200	NCP	%	128			50-150	Pass	
Perfluorooctanesulfonic acid (PFOS)	S24-Fe0033200	NCP	%	113			50-150	Pass	
Perfluorodecanesulfonic acid (PFDS)	S24-Fe0033200	NCP	%	111			50-150	Pass	
Spike - % Recovery									
n:2 Fluorotelomer sulfonic acids (n:2 FTSAs)				Result 1					
1H.1H.2H.2H-perfluorohexanesulfonic acid (4:2 FTSA)	S24-Fe0033200	NCP	%	130			50-150	Pass	
1H.1H.2H.2H-perfluorooctanesulfonic acid(6:2 FTSA)	S24-Fe0033200	NCP	%	103			50-150	Pass	
1H.1H.2H.2H-perfluorodecanesulfonic acid (8:2 FTSA)	S24-Fe0033200	NCP	%	116			50-150	Pass	
1H.1H.2H.2H-perfluorododecanesulfonic acid (10:2 FTSA)	S24-Fe0033200	NCP	%	107			50-150	Pass	
Spike - % Recovery									
Total Recoverable Hydrocarbons				Result 1					
TRH C6-C9	S24-Fe0030873	NCP	%	75			70-130	Pass	
TRH C6-C10	S24-Fe0030873	NCP	%	79			70-130	Pass	
Spike - % Recovery									
BTEX				Result 1					
Benzene	S24-Fe0030873	NCP	%	107			70-130	Pass	
Toluene	S24-Fe0030873	NCP	%	85			70-130	Pass	
Ethylbenzene	S24-Fe0030873	NCP	%	100			70-130	Pass	
m&p-Xylenes	S24-Fe0030873	NCP	%	98			70-130	Pass	
o-Xylene	S24-Fe0030873	NCP	%	100			70-130	Pass	
Xylenes - Total*	S24-Fe0030873	NCP	%	98			70-130	Pass	
Spike - % Recovery									
Total Recoverable Hydrocarbons - 2013 NEPM Fractions				Result 1					
Naphthalene	S24-Fe0030873	NCP	%	106			70-130	Pass	

Test	Lab Sample ID	QA Source	Units	Result 1			Acceptance Limits	Pass Limits	Qualifying Code
Duplicate									
Total Recoverable Hydrocarbons				Result 1	Result 2	RPD			
TRH C10-C14	S24-Fe0026868	NCP	mg/L	< 0.05	< 0.05	<1	30%	Pass	
TRH C15-C28	S24-Fe0026868	NCP	mg/L	< 0.1	< 0.1	<1	30%	Pass	
TRH C29-C36	S24-Fe0026868	NCP	mg/L	< 0.1	< 0.1	<1	30%	Pass	
TRH >C10-C16	S24-Fe0026868	NCP	mg/L	< 0.05	< 0.05	<1	30%	Pass	
TRH >C16-C34	S24-Fe0026868	NCP	mg/L	< 0.1	< 0.1	<1	30%	Pass	
TRH >C34-C40	S24-Fe0026868	NCP	mg/L	< 0.1	< 0.1	<1	30%	Pass	

Duplicate									
Semivolatile Organics				Result 1	Result 2	RPD			
2-Methyl-4.6-dinitrophenol	S24-Fe0032516	NCP	mg/L	< 0.03	< 0.03	<1	30%	Pass	
2-Chlorophenol	S24-Fe0032516	NCP	mg/L	< 0.003	< 0.003	<1	30%	Pass	
2-Methylphenol (o-Cresol)	S24-Fe0032516	NCP	mg/L	< 0.003	< 0.003	<1	30%	Pass	
2-Nitrophenol	S24-Fe0032516	NCP	mg/L	< 0.01	< 0.01	<1	30%	Pass	
2.4-Dichlorophenol	S24-Fe0032516	NCP	mg/L	< 0.003	< 0.003	<1	30%	Pass	
2.4-Dimethylphenol	S24-Fe0032516	NCP	mg/L	< 0.003	< 0.003	<1	30%	Pass	
2.4-Dinitrophenol	S24-Fe0032516	NCP	mg/L	< 0.03	< 0.03	<1	30%	Pass	
2.4.5-Trichlorophenol	S24-Fe0032516	NCP	mg/L	< 0.01	< 0.01	<1	30%	Pass	
2.4.6-Trichlorophenol	S24-Fe0032516	NCP	mg/L	< 0.01	< 0.01	<1	30%	Pass	
2.6-Dichlorophenol	S24-Fe0032516	NCP	mg/L	< 0.003	< 0.003	<1	30%	Pass	
3&4-Methylphenol (m&p-Cresol)	S24-Fe0032516	NCP	mg/L	< 0.006	< 0.006	<1	30%	Pass	
4-Chloro-3-methylphenol	S24-Fe0032516	NCP	mg/L	< 0.01	< 0.01	<1	30%	Pass	
4-Nitrophenol	S24-Fe0032516	NCP	mg/L	< 0.03	< 0.03	<1	30%	Pass	
Pentachlorophenol	S24-Fe0032516	NCP	mg/L	< 0.01	< 0.01	<1	30%	Pass	
Phenol	S24-Fe0032516	NCP	mg/L	< 0.003	< 0.003	<1	30%	Pass	
Duplicate									
Heavy Metals				Result 1	Result 2	RPD			
Arsenic	S24-Fe0030077	NCP	mg/L	< 0.001	< 0.001	<1	30%	Pass	
Cadmium	S24-Fe0030077	NCP	mg/L	< 0.0002	< 0.0002	<1	30%	Pass	
Chromium	S24-Fe0030077	NCP	mg/L	0.003	0.003	8.0	30%	Pass	
Copper	S24-Fe0030077	NCP	mg/L	0.011	0.011	4.5	30%	Pass	
Lead	S24-Fe0030077	NCP	mg/L	0.004	0.004	2.9	30%	Pass	
Mercury	S24-Fe0030077	NCP	mg/L	< 0.0001	< 0.0001	<1	30%	Pass	
Nickel	S24-Fe0030077	NCP	mg/L	0.004	0.004	7.5	30%	Pass	
Zinc	S24-Fe0030077	NCP	mg/L	0.029	0.028	4.6	30%	Pass	
Duplicate									
Perfluoroalkyl carboxylic acids (PFCAs)				Result 1	Result 2	RPD			
Perfluorobutanoic acid (PFBA)	S24-Fe0033197	NCP	ug/L	< 0.05	< 0.05	<1	30%	Pass	
Perfluoropentanoic acid (PFPeA)	S24-Fe0033197	NCP	ug/L	0.02	0.03	4.0	30%	Pass	
Perfluorohexanoic acid (PFHxA)	S24-Fe0033197	NCP	ug/L	0.07	0.08	6.5	30%	Pass	
Perfluoroheptanoic acid (PFHpA)	S24-Fe0033197	NCP	ug/L	< 0.01	< 0.01	<1	30%	Pass	
Perfluorooctanoic acid (PFOA)	S24-Fe0033197	NCP	ug/L	0.03	0.02	20	30%	Pass	
Perfluorononanoic acid (PFNA)	S24-Fe0033197	NCP	ug/L	< 0.01	< 0.01	<1	30%	Pass	
Perfluorodecanoic acid (PFDA)	S24-Fe0033197	NCP	ug/L	< 0.01	< 0.01	<1	30%	Pass	
Perfluoroundecanoic acid (PFUnDA)	S24-Fe0033197	NCP	ug/L	< 0.01	< 0.01	<1	30%	Pass	
Perfluorododecanoic acid (PFDoDA)	S24-Fe0033197	NCP	ug/L	< 0.01	< 0.01	<1	30%	Pass	
Perfluorotridecanoic acid (PFTrDA)	S24-Fe0033197	NCP	ug/L	< 0.01	< 0.01	<1	30%	Pass	
Perfluorotetradecanoic acid (PFTeDA)	S24-Fe0033197	NCP	ug/L	< 0.01	< 0.01	<1	30%	Pass	
Duplicate									
Perfluoroalkyl sulfonamido substances				Result 1	Result 2	RPD			
Perfluorooctane sulfonamide (FOSA)	S24-Fe0033197	NCP	ug/L	< 0.05	< 0.05	<1	30%	Pass	
N-methylperfluoro-1-octane sulfonamide (N-MeFOSA)	S24-Fe0033197	NCP	ug/L	< 0.05	< 0.05	<1	30%	Pass	
N-ethylperfluoro-1-octane sulfonamide (N-EtFOSA)	S24-Fe0033197	NCP	ug/L	< 0.05	< 0.05	<1	30%	Pass	
2-(N-methylperfluoro-1-octane sulfonamido)-ethanol(N-MeFOSE)	S24-Fe0033197	NCP	ug/L	< 0.05	< 0.05	<1	30%	Pass	
2-(N-ethylperfluoro-1-octane sulfonamido)-ethanol(N-EtFOSE)	S24-Fe0033197	NCP	ug/L	< 0.05	< 0.05	<1	30%	Pass	
N-ethyl-perfluorooctanesulfonamidoacetic acid (N-EtFOSAA)	S24-Fe0033197	NCP	ug/L	< 0.05	< 0.05	<1	30%	Pass	
N-methyl-perfluorooctanesulfonamidoacetic acid (N-MeFOSAA)	S24-Fe0033197	NCP	ug/L	< 0.05	< 0.05	<1	30%	Pass	

Duplicate									
Perfluoroalkyl sulfonic acids (PFSAs)				Result 1	Result 2	RPD			
Perfluorobutanesulfonic acid (PFBS)	S24-Fe0033197	NCP	ug/L	< 0.01	< 0.01	<1	30%	Pass	
Perfluorononanesulfonic acid (PFNS)	S24-Fe0033197	NCP	ug/L	< 0.01	< 0.01	<1	30%	Pass	
Perfluoropropanesulfonic acid (PFPrS)	S24-Fe0033197	NCP	ug/L	0.01	0.01	12	30%	Pass	
Perfluoropentanesulfonic acid (PFPeS)	S24-Fe0033197	NCP	ug/L	0.02	0.02	12	30%	Pass	
Perfluorohexanesulfonic acid (PFHxS)	S24-Fe0033197	NCP	ug/L	0.16	0.16	3.3	30%	Pass	
Perfluoroheptanesulfonic acid (PFHpS)	S24-Fe0033197	NCP	ug/L	0.02	0.02	14	30%	Pass	
Perfluorooctanesulfonic acid (PFOS)	S24-Fe0033197	NCP	ug/L	0.94	1.1	12	30%	Pass	
Perfluorodecanesulfonic acid (PFDS)	S24-Fe0033197	NCP	ug/L	< 0.01	< 0.01	<1	30%	Pass	
Duplicate									
n:2 Fluorotelomer sulfonic acids (n:2 FTSAs)				Result 1	Result 2	RPD			
1H.1H.2H.2H-perfluorohexanesulfonic acid (4:2 FTSA)	S24-Fe0033197	NCP	ug/L	< 0.01	< 0.01	<1	30%	Pass	
1H.1H.2H.2H-perfluorooctanesulfonic acid(6:2 FTSA)	S24-Fe0008722	NCP	ug/L	< 0.05	< 0.05	<1	30%	Pass	
1H.1H.2H.2H-perfluorodecanesulfonic acid (8:2 FTSA)	S24-Fe0008722	NCP	ug/L	< 0.01	< 0.01	<1	30%	Pass	
1H.1H.2H.2H-perfluorododecanesulfonic acid (10:2 FTSA)	S24-Fe0033197	NCP	ug/L	< 0.01	< 0.01	<1	30%	Pass	
Duplicate									
Total Recoverable Hydrocarbons				Result 1	Result 2	RPD			
TRH C6-C9	S24-Fe0031877	CP	mg/L	< 0.02	< 0.02	<1	30%	Pass	
TRH C6-C10	S24-Fe0031877	CP	mg/L	< 0.02	< 0.02	<1	30%	Pass	
Duplicate									
BTEX				Result 1	Result 2	RPD			
Benzene	S24-Fe0031877	CP	mg/L	< 0.001	< 0.001	<1	30%	Pass	
Toluene	S24-Fe0031877	CP	mg/L	< 0.001	< 0.001	<1	30%	Pass	
Ethylbenzene	S24-Fe0031877	CP	mg/L	< 0.001	< 0.001	<1	30%	Pass	
m&p-Xylenes	S24-Fe0031877	CP	mg/L	< 0.002	< 0.002	<1	30%	Pass	
o-Xylene	S24-Fe0031877	CP	mg/L	< 0.001	< 0.001	<1	30%	Pass	
Xylenes - Total*	S24-Fe0031877	CP	mg/L	< 0.003	< 0.003	<1	30%	Pass	
Duplicate									
Total Recoverable Hydrocarbons - 2013 NEPM Fractions				Result 1	Result 2	RPD			
Naphthalene	S24-Fe0031877	CP	mg/L	< 0.01	< 0.01	<1	30%	Pass	

Comments

Sample Integrity

Custody Seals Intact (if used)	N/A
Attempt to Chill was evident	Yes
Sample correctly preserved	Yes
Appropriate sample containers have been used	Yes
Sample containers for volatile analysis received with minimal headspace	Yes
Samples received within HoldingTime	Yes
Some samples have been subcontracted	No

Qualifier Codes/Comments

Code	Description
N01	F2 is determined by arithmetically subtracting the "naphthalene" value from the ">C10-C16" value. The naphthalene value used in this calculation is obtained from volatiles (Purge & Trap analysis).
N02	Where we have reported both volatile (P&T GCMS) and semivolatile (GCMS) naphthalene data, results may not be identical. Provided correct sample handling protocols have been followed, any observed differences in results are likely to be due to procedural differences within each methodology. Results determined by both techniques have passed all QAQC acceptance criteria, and are entirely technically valid.
N04	F1 is determined by arithmetically subtracting the "Total BTEX" value from the "C6-C10" value. The "Total BTEX" value is obtained by summing the concentrations of BTEX analytes. The "C6-C10" value is obtained by quantitating against a standard of mixed aromatic/aliphatic analytes.
N07	Please note:- These two PAH isomers closely co-elute using the most contemporary analytical methods and both the reported concentration (and the TEQ) apply specifically to the total of the two co-eluting PAHs
N11	Isotope dilution is used for calibration of each native compound for which an exact labelled analogue is available (Isotope Dilution Quantitation). The isotopically labelled analogues allow identification and recovery correction of the concentration of the associated native PFAS compounds.
N15	Where the native PFAS compound does not have labelled analogue then the quantification is made using the Extracted Internal Standard Analyte with the closest retention time to the analyte and no recovery correction has been made (Internal Standard Quantitation).

Authorised by:

Adam Bateup	Analytical Services Manager
Fang Yee Tan	Senior Analyst-Metal
Roopesh Rangarajan	Senior Analyst-Organic
Roopesh Rangarajan	Senior Analyst-Volatile



Glenn Jackson
Managing Director

Final Report – this report replaces any previously issued Report

- Indicates Not Requested

* Indicates NATA accreditation does not cover the performance of this service

Measurement uncertainty of test data is available on request or please click here.

Eurofins shall not be liable for loss, cost, damages or expenses incurred by the client, or any other person or company, resulting from the use of any information or interpretation given in this report. In no case shall Eurofins be liable for consequential damages including, but not limited to, lost profits, damages for failure to meet deadlines and lost production arising from this report. This document shall not be reproduced except in full and relates only to the items tested. Unless indicated otherwise, the tests were performed on the samples as received.

senversa

Senversa Pty Ltd
www.senversa.com.au
ABN 89 132 231 380

Chain of Custody Documentation

Laboratory: mgt/Eurofins
Address:
Contact: Sample Receipt
Phone:

Job Number:	21182	Purchase Order:	
Project Name:	Smithfield	Quote No:	
Sampled By:	Julia	Turn Around Time:	Standard
Project Manager:	Julia		
Send Invoice to	supplieraccounts@senversa.com.au	Page:	1 of 1
Email Report To:	julia.nicholson@senversa.com.au	Phone/Mobile:	

Analysis Required

Comments: e.g. Highly contaminated sample; hazardous materials present; trace LORs etc.

Sample Information					Container Information													
Lab ID	Sample ID	Matrix *	Date	Time	Type / Code	Total Bottles	VOC 8260 method	TRH	Isopropanol								HOLD	
	SV08	Gas	2/14/2024		Carbon tube		X	X	X									
	SV09	Gas	2/14/2024		Carbon tube		X	X	X									
	SV10	Gas	2/14/2024		Carbon tube		X	X	X									
	SV11	Gas	2/14/2024		Carbon tube		X	X	X									
	SV12	Gas	2/14/2024		Carbon tube		X	X	X									
	SV13	Gas	2/14/2024		Carbon tube		X	X	X									
	SV14	Gas	2/14/2024		Carbon tube		X	X	X									
	SV15	Gas	2/14/2024		Carbon tube		X	X	X									
	SV16	Gas	2/15/2024		Carbon tube		X	X	X									
	SV17	Gas	2/14/2024		Carbon tube		X	X	X									
	SV19	Gas	2/15/2024		Carbon tube		X	X	X									
	SV20	Gas	2/15/2024		Carbon tube		X	X	X									
	SV21	Gas	2/15/2024		Carbon tube		X	X	X									
	SV22	Gas	2/15/2024		Carbon tube		X	X	X									
	SV23	Gas	2/15/2024		Carbon tube		X	X	X									
	SV24	Gas	2/15/2024		Carbon tube		X	X	X									
	SV25	Gas	2/15/2024		Carbon tube		X	X	X									
	SV26	Gas	2/15/2024		Carbon tube		X	X	X									
	SV27	Gas	2/15/2024		Carbon tube		X	X	X									
	SV28	Gas	2/15/2024		Carbon tube		X	X	X									
	SV29	Gas	2/15/2024		Carbon tube		X	X	X									
	SV30	Gas	2/15/2024		Carbon tube		X	X	X									
	SV31	Gas	2/16/2024		Carbon tube		X	X	X									
	SV32	Gas	2/16/2024		Carbon tube		X	X	X									
	SV33	Gas	2/16/2024		Carbon tube		X	X	X									
	SV34	Gas	2/16/2024		Carbon tube		X	X	X									
	SV35	Gas	2/16/2024		Carbon tube		X	X	X									
	SV36	Gas	2/16/2024		Carbon tube		X	X	X									
	SV37	Gas	2/16/2024		Carbon tube		X	X	X									
	SV38	Gas	2/16/2024		Carbon tube		X	X	X									
	SV39	Gas	2/16/2024		Carbon tube		X	X	X									
	SV40	Gas	2/16/2024		Carbon tube		X	X	X									
	QV02	Gas	2/14/2024		Carbon tube		X	X	X									
	QV03	Gas	2/15/2024		Carbon tube		X	X	X									
	FB 2	Gas			Carbon tube		X	X	X									

Completed by: _____
Checked by: [signature] 19/2/24 2:25 15.0 1069921

eurofins | Environment Testing

www.eurofins.com.au EnviroSales@eurofins.com

Eurofins Environment Testing Australia Pty Ltd

ABN: 50 005 085 521

Melbourne	Geelong	Sydney	Canberra	Brisbane	Newcastle
6 Monterey Road	19/8 Lewalan Street	179 Magowar Road	Unit 1,2 Dacre Street	1/21 Smallwood Place	1/2 Frost Drive
Dandenong South	Grovedale	Girraween	Mitchell	Murarrie	Mayfield West
VIC 3175	VIC 3216	NSW 2145	ACT 2911	QLD 4172	NSW 2304
+61 3 8564 5000	+61 3 8564 5000	+61 2 9900 8400	+61 2 6113 8091	T: +61 7 3902 4600	+61 2 4968 8448
NATA# 1261	NATA# 1261	NATA# 1261	NATA# 1261	NATA# 1261	NATA# 1261
Site# 1254	Site# 25403	Site# 18217	Site# 25466	Site# 20794	Site# 25079 & 25289

Eurofins ARL Pty Ltd

ABN: 91 05 0159 898

Perth
46-48 Banksia Road
Welshpool
WA 6106
+61 8 6253 4444
NATA# 2377
Site# 2370

Eurofins Environment Testing NZ Ltd

NZBN: 9429046024954

Auckland	Auckland (Asb)	Christchurch	Tauranga
35 O'Rorke Road	Unit C1/4 Pacific Rise,	43 Detroit Drive	1277 Cameron Road,
Penrose,	Mount Wellington,	Rolleston,	Gate Pa,
Auckland 1061	Auckland 1061	Christchurch 7675	Tauranga 3112
+64 9 526 4551	+64 9 525 0568	+64 3 343 5201	+64 9 525 0568
IANZ# 1327	IANZ# 1308	IANZ# 1290	IANZ# 1402

Sample Receipt Advice

Company name:	Senversa Pty Ltd NSW
Contact name:	Julia Nicholson
Project name:	SMITHFIELD
Project ID:	21182
Turnaround time:	5 Day
Date/Time received	Feb 19, 2024 2:25 PM
Eurofins reference	1069921

Sample Information

✓	A detailed list of analytes logged into our LIMS, is included in the attached summary table.
✓	All samples have been received as described on the above COC.
✓	COC has been completed correctly.
✓	Attempt to chill was evident.
✓	Appropriately preserved sample containers have been used.
✓	All samples were received in good condition.
✓	Samples have been provided with adequate time to commence analysis in accordance with the relevant holding times.
✓	Appropriate sample containers have been used.
✓	Sample containers for volatile analysis received with zero headspace.
X	Split sample sent to requested external lab.
X	Some samples have been subcontracted.
N/A	Custody Seals intact (if used).

Notes

Sample labelled "SV18" not received, analysis cancelled.

Contact

If you have any questions with respect to these samples, please contact your Analytical Services Manager:

Adam Bateup on phone : or by email: AdamBateup@eurofins.com

Results will be delivered electronically via email to Julia Nicholson - julia.nicholson@senversa.com.au.

Note: A copy of these results will also be delivered to the general Senversa Pty Ltd NSW email address.

eurofins

web: www.eurofins.com.au
email: EnviroSales@eurofins.com

Eurofins Environment Testing Australia Pty Ltd
ABN: 50 005 085 521

Melbourne	Geelong	Sydney	Canberra	Brisbane	Newcastle
6 Monterey Road	19/8 Lewalan Street	179 Magowar Road	Unit 1,2 Dacre Street	1/21 Smallwood Place	1/2 Frost Drive
Dandenong South	Grovedale	Girraween	Mitchell	Murarrie	Mayfield West
VIC 3175	VIC 3216	NSW 2145	ACT 2911	QLD 4172	NSW 2304
+61 3 8564 5000	+61 3 8564 5000	+61 2 9900 8400	+61 2 6113 8091	T: +61 7 3902 4600	+61 2 4968 8448
NATA# 1261	NATA# 1261	NATA# 1261	NATA# 1261	NATA# 1261	NATA# 1261
Site# 1254	Site# 25403	Site# 18217	Site# 25466	Site# 20794	Site# 25079 & 25289

Eurofins ARL Pty Ltd
ABN: 91 05 0159 898

Perth
46-48 Banksia Road
Welshpool
WA 6106
+61 8 6253 4444
NATA# 2377
Site# 2370

Eurofins Environment Testing NZ Ltd
NZBN: 9429046024954

Auckland	Auckland (Asb)	Christchurch	Tauranga
35 O'Rorke Road	Unit C1/4 Pacific Rise,	43 Detroit Drive	1277 Cameron Road,
Penrose,	Mount Wellington,	Rolleston,	Gate Pa,
Auckland 1061	Auckland 1061	Christchurch 7675	Tauranga 3112
+64 9 526 4551	+64 9 525 0568	+64 3 343 5201	+64 9 525 0568
IANZ# 1327	IANZ# 1308	IANZ# 1290	IANZ# 1402

Company Name: Senversa Pty Ltd NSW
Address: Level 24, 1 Market Street
SYDNEY
NSW 2000

Project Name: SMITHFIELD
Project ID: 21182

Order No.:
Report #: 1069921
Phone: 02 9994 8016
Fax: 03 9606 0074

Received: Feb 19, 2024 2:25 PM
Due: Feb 26, 2024
Priority: 5 Day
Contact Name: Julia Nicholson

Eurofins Analytical Services Manager : Adam Bateup

Sample Detail						CANCELLED	Isopropanol	VOC AIR-TRH (Total Recoverable Hydrocarbons)	VOCs in Ambient Air by GC/MS
Melbourne Laboratory - NATA # 1261 Site # 1254							X	X	X
Sydney Laboratory - NATA # 1261 Site # 18217						X			
External Laboratory									
No	**Sample ID**	**Sample Date**	**Sampling Time**	**Matrix**	**LAB ID**				
1	SV08-FRONT	Feb 14, 2024		Air	S24-Fe0045081		X	X	X
2	SV08-BACK	Feb 14, 2024		Air	S24-Fe0045082		X	X	X
3	SV09-FRONT	Feb 14, 2024		Air	S24-Fe0045083		X	X	X
4	SV09-BACK	Feb 14, 2024		Air	S24-Fe0045084		X	X	X
5	SV10-FRONT	Feb 14, 2024		Air	S24-Fe0045085		X	X	X
6	SV10-BACK	Feb 14, 2024		Air	S24-Fe0045086		X	X	X
7	SV11-FRONT	Feb 14, 2024		Air	S24-Fe0045087		X	X	X
8	SV11-BACK	Feb 14, 2024		Air	S24-Fe0045088		X	X	X
9	SV12-FRONT	Feb 14, 2024		Air	S24-Fe0045089		X	X	X
10	SV12-BACK	Feb 14, 2024		Air	S24-Fe0045090		X	X	X
11	SV13-FRONT	Feb 14, 2024		Air	S24-Fe0045091		X	X	X
12	SV13-BACK	Feb 14, 2024		Air	S24-Fe0045092		X	X	X

eurofins

web: www.eurofins.com.au
email: EnviroSales@eurofins.com

Eurofins Environment Testing Australia Pty Ltd
ABN: 50 005 085 521

Melbourne
6 Monterey Road
Dandenong South
VIC 3175
+61 3 8564 5000
NATA# 1261
Site# 1254

Geelong
19/8 Lewalan Street
Grovedale
VIC 3216
+61 3 8564 5000
NATA# 1261
Site# 25403

Sydney
179 Magowar Road
Girraween
NSW 2145
+61 2 9900 8400
NATA# 1261
Site# 18217

Canberra
Unit 1,2 Dacre Street
Mitchell
ACT 2911
+61 2 6113 8091
NATA# 1261
Site# 25466

Brisbane
1/21 Smallwood Place
Murarrie
QLD 4172
T: +61 7 3902 4600
NATA# 1261
Site# 20794

Newcastle
1/2 Frost Drive
Mayfield West
NSW 2304
+61 2 4968 8448
NATA# 1261
Site# 25079 & 25289

Eurofins ARL Pty Ltd
ABN: 91 05 0159 898

Perth
46-48 Banksia Road
Welshpool
WA 6106
+61 8 6253 4444
NATA# 2377
Site# 2370

Eurofins Environment Testing NZ Ltd
NZBN: 9429046024954

Auckland
35 O'Rorke Road
Penrose,
Auckland 1061
+64 9 526 4551
IANZ# 1327

Auckland (Asb)
Unit C1/4 Pacific Rise,
Mount Wellington,
Auckland 1061
+64 9 525 0568
IANZ# 1308

Christchurch
43 Detroit Drive
Rolleston,
Christchurch 7675
+64 3 343 5201
IANZ# 1290

Tauranga
1277 Cameron Road,
Gate Pa,
Tauranga 3112
+64 9 525 0568
IANZ# 1402

Company Name: Senversa Pty Ltd NSW
Address: Level 24, 1 Market Street
SYDNEY
NSW 2000

Project Name: SMITHFIELD
Project ID: 21182

Order No.:
Report #: 1069921
Phone: 02 9994 8016
Fax: 03 9606 0074

Received: Feb 19, 2024 2:25 PM
Due: Feb 26, 2024
Priority: 5 Day
Contact Name: Julia Nicholson

Eurofins Analytical Services Manager : Adam Bateup

Sample Detail						CANCELLED	Isopropanol	VOC AIR-TRH (Total Recoverable Hydrocarbons)	VOCs in Ambient Air by GC/MS
Melbourne Laboratory - NATA # 1261 Site # 1254							X	X	X
Sydney Laboratory - NATA # 1261 Site # 18217						X			
13	SV14-FRONT	Feb 14, 2024		Air	S24-Fe0045093		X	X	X
14	SV14-BACK	Feb 14, 2024		Air	S24-Fe0045094		X	X	X
15	SV15-FRONT	Feb 14, 2024		Air	S24-Fe0045095		X	X	X
16	SV15-BACK	Feb 14, 2024		Air	S24-Fe0045096		X	X	X
17	SV16-FRONT	Feb 14, 2024		Air	S24-Fe0045097		X	X	X
18	SV16-BACK	Feb 14, 2024		Air	S24-Fe0045098		X	X	X
19	SV17-FRONT	Feb 14, 2024		Air	S24-Fe0045099		X	X	X
20	SV17-BACK	Feb 14, 2024		Air	S24-Fe0045100		X	X	X
21	SV18-FRONT	Feb 14, 2024		Air	S24-Fe0045101	X			
22	SV18-BACK	Feb 14, 2024		Air	S24-Fe0045102	X			
23	SV19-FRONT	Feb 14, 2024		Air	S24-Fe0045103		X	X	X
24	SV19-BACK	Feb 14, 2024		Air	S24-Fe0045104		X	X	X
25	SV20-FRONT	Feb 14, 2024		Air	S24-Fe0045105		X	X	X
26	SV20-BACK	Feb 14, 2024		Air	S24-Fe0045106		X	X	X
27	SV21-FRONT	Feb 14, 2024		Air	S24-Fe0045107		X	X	X

eurofins

web: www.eurofins.com.au
email: EnviroSales@eurofins.com

Eurofins Environment Testing Australia Pty Ltd
ABN: 50 005 085 521

Melbourne
6 Monterey Road
Dandenong South
VIC 3175
+61 3 8564 5000
NATA# 1261
Site# 1254

Geelong
19/8 Lewalan Street
Grovedale
VIC 3216
+61 3 8564 5000
NATA# 1261
Site# 25403

Sydney
179 Magowar Road
Girraween
NSW 2145
+61 2 9900 8400
NATA# 1261
Site# 18217

Canberra
Unit 1,2 Dacre Street
Mitchell
ACT 2911
+61 2 6113 8091
NATA# 1261
Site# 25466

Brisbane
1/21 Smallwood Place
Murarrie
QLD 4172
T: +61 7 3902 4600
NATA# 1261
Site# 20794

Newcastle
1/2 Frost Drive
Mayfield West
NSW 2304
+61 2 4968 8448
NATA# 1261
Site# 25079 & 25289

Eurofins ARL Pty Ltd
ABN: 91 05 0159 898

Perth
46-48 Banksia Road
Welshpool
WA 6106
+61 8 6253 4444
NATA# 2377
Site# 2370

Eurofins Environment Testing NZ Ltd
NZBN: 9429046024954

Auckland
35 O'Rorke Road
Penrose,
Auckland 1061
+64 9 526 4551
IANZ# 1327

Auckland (Asb)
Unit C1/4 Pacific Rise,
Mount Wellington,
Auckland 1061
+64 9 525 0568
IANZ# 1308

Christchurch
43 Detroit Drive
Rolleston,
Christchurch 7675
+64 3 343 5201
IANZ# 1290

Tauranga
1277 Cameron Road,
Gate Pa,
Tauranga 3112
+64 9 525 0568
IANZ# 1402

Company Name: Senversa Pty Ltd NSW
Address: Level 24, 1 Market Street
SYDNEY
NSW 2000

Project Name: SMITHFIELD
Project ID: 21182

Order No.:
Report #: 1069921
Phone: 02 9994 8016
Fax: 03 9606 0074

Received: Feb 19, 2024 2:25 PM
Due: Feb 26, 2024
Priority: 5 Day
Contact Name: Julia Nicholson

Eurofins Analytical Services Manager : Adam Bateup

Sample Detail						CANCELLED	Isopropanol	VOC AIR-TRH (Total Recoverable Hydrocarbons)	VOCs in Ambient Air by GC/MS
Melbourne Laboratory - NATA # 1261 Site # 1254							X	X	X
Sydney Laboratory - NATA # 1261 Site # 18217						X			
28	SV21-BACK	Feb 14, 2024		Air	S24-Fe0045108		X	X	X
29	SV22-FRONT	Feb 14, 2024		Air	S24-Fe0045109		X	X	X
30	SV22-BACK	Feb 14, 2024		Air	S24-Fe0045110		X	X	X
31	SV23-FRONT	Feb 14, 2024		Air	S24-Fe0045111		X	X	X
32	SV23-BACK	Feb 14, 2024		Air	S24-Fe0045112		X	X	X
33	SV24-FRONT	Feb 14, 2024		Air	S24-Fe0045113		X	X	X
34	SV24-BACK	Feb 14, 2024		Air	S24-Fe0045114		X	X	X
35	SV25-FRONT	Feb 14, 2024		Air	S24-Fe0045115		X	X	X
36	SV25-BACK	Feb 14, 2024		Air	S24-Fe0045116		X	X	X
37	SV26-FRONT	Feb 14, 2024		Air	S24-Fe0045117		X	X	X
38	SV26-BACK	Feb 14, 2024		Air	S24-Fe0045118		X	X	X
39	SV27-FRONT	Feb 14, 2024		Air	S24-Fe0045119		X	X	X
40	SV27-BACK	Feb 14, 2024		Air	S24-Fe0045120		X	X	X
41	SV28-FRONT	Feb 14, 2024		Air	S24-Fe0045121		X	X	X
42	SV28-BACK	Feb 14, 2024		Air	S24-Fe0045122		X	X	X

eurofins

web: www.eurofins.com.au
email: EnviroSales@eurofins.com

Eurofins Environment Testing Australia Pty Ltd
ABN: 50 005 085 521

Melbourne	Geelong	Sydney	Canberra	Brisbane	Newcastle
6 Monterey Road	19/8 Lewalan Street	179 Magowar Road	Unit 1,2 Dacre Street	1/21 Smallwood Place	1/2 Frost Drive
Dandenong South	Grovedale	Girraween	Mitchell	Murarrie	Mayfield West
VIC 3175	VIC 3216	NSW 2145	ACT 2911	QLD 4172	NSW 2304
+61 3 8564 5000	+61 3 8564 5000	+61 2 9900 8400	+61 2 6113 8091	T: +61 7 3902 4600	+61 2 4968 8448
NATA# 1261	NATA# 1261	NATA# 1261	NATA# 1261	NATA# 1261	NATA# 1261
Site# 1254	Site# 25403	Site# 18217	Site# 25466	Site# 20794	Site# 25079 & 25289

Eurofins ARL Pty Ltd
ABN: 91 05 0159 898

Perth
46-48 Banksia Road
Welshpool
WA 6106
+61 8 6253 4444
NATA# 2377
Site# 2370

Eurofins Environment Testing NZ Ltd
NZBN: 9429046024954

Auckland	Auckland (Asb)	Christchurch	Tauranga
35 O'Rorke Road	Unit C1/4 Pacific Rise,	43 Detroit Drive	1277 Cameron Road,
Penrose,	Mount Wellington,	Rolleston,	Gate Pa,
Auckland 1061	Auckland 1061	Christchurch 7675	Tauranga 3112
+64 9 526 4551	+64 9 525 0568	+64 3 343 5201	+64 9 525 0568
IANZ# 1327	IANZ# 1308	IANZ# 1290	IANZ# 1402

Company Name: Senversa Pty Ltd NSW
Address: Level 24, 1 Market Street
SYDNEY
NSW 2000

Project Name: SMITHFIELD
Project ID: 21182

Order No.:
Report #: 1069921
Phone: 02 9994 8016
Fax: 03 9606 0074

Received: Feb 19, 2024 2:25 PM
Due: Feb 26, 2024
Priority: 5 Day
Contact Name: Julia Nicholson

Eurofins Analytical Services Manager : Adam Bateup

Sample Detail						CANCELLED	Isopropanol	VOC AIR-TRH (Total Recoverable Hydrocarbons)	VOCs in Ambient Air by GC/MS
Melbourne Laboratory - NATA # 1261 Site # 1254							X	X	X
Sydney Laboratory - NATA # 1261 Site # 18217						X			
43	SV29-FRONT	Feb 14, 2024		Air	S24-Fe0045123		X	X	X
44	SV29-BACK	Feb 14, 2024		Air	S24-Fe0045124		X	X	X
45	SV30-FRONT	Feb 14, 2024		Air	S24-Fe0045125		X	X	X
46	SV30-BACK	Feb 14, 2024		Air	S24-Fe0045126		X	X	X
47	SV31-FRONT	Feb 14, 2024		Air	S24-Fe0045127		X	X	X
48	SV31-BACK	Feb 14, 2024		Air	S24-Fe0045128		X	X	X
49	SV32-FRONT	Feb 14, 2024		Air	S24-Fe0045129		X	X	X
50	SV32-BACK	Feb 14, 2024		Air	S24-Fe0045130		X	X	X
51	SV33-FRONT	Feb 14, 2024		Air	S24-Fe0045131		X	X	X
52	SV33-BACK	Feb 14, 2024		Air	S24-Fe0045132		X	X	X
53	SV34-FRONT	Feb 14, 2024		Air	S24-Fe0045133		X	X	X
54	SV34-BACK	Feb 14, 2024		Air	S24-Fe0045134		X	X	X
55	SV35-FRONT	Feb 14, 2024		Air	S24-Fe0045135		X	X	X
56	SV35-BACK	Feb 14, 2024		Air	S24-Fe0045136		X	X	X
57	SV36-FRONT	Feb 14, 2024		Air	S24-Fe0045137		X	X	X

eurofins

web: www.eurofins.com.au
email: EnviroSales@eurofins.com

Eurofins Environment Testing Australia Pty Ltd
ABN: 50 005 085 521

Melbourne	Geelong	Sydney	Canberra	Brisbane	Newcastle
6 Monterey Road	19/8 Lewalan Street	179 Magowar Road	Unit 1,2 Dacre Street	1/21 Smallwood Place	1/2 Frost Drive
Dandenong South	Grovedale	Girraween	Mitchell	Murarrie	Mayfield West
VIC 3175	VIC 3216	NSW 2145	ACT 2911	QLD 4172	NSW 2304
+61 3 8564 5000	+61 3 8564 5000	+61 2 9900 8400	+61 2 6113 8091	T: +61 7 3902 4600	+61 2 4968 8448
NATA# 1261	NATA# 1261	NATA# 1261	NATA# 1261	NATA# 1261	NATA# 1261
Site# 1254	Site# 25403	Site# 18217	Site# 25466	Site# 20794	Site# 25079 & 25289

Eurofins ARL Pty Ltd
ABN: 91 05 0159 898

Perth
46-48 Banksia Road
Welshpool
WA 6106
+61 8 6253 4444
NATA# 2377
Site# 2370

Eurofins Environment Testing NZ Ltd
NZBN: 9429046024954

Auckland	Auckland (Asb)	Christchurch	Tauranga
35 O'Rorke Road	Unit C1/4 Pacific Rise,	43 Detroit Drive	1277 Cameron Road,
Penrose,	Mount Wellington,	Rolleston,	Gate Pa,
Auckland 1061	Auckland 1061	Christchurch 7675	Tauranga 3112
+64 9 526 4551	+64 9 525 0568	+64 3 343 5201	+64 9 525 0568
IANZ# 1327	IANZ# 1308	IANZ# 1290	IANZ# 1402

Company Name: Senversa Pty Ltd NSW
Address: Level 24, 1 Market Street
SYDNEY
NSW 2000

Project Name: SMITHFIELD
Project ID: 21182

Order No.:
Report #: 1069921
Phone: 02 9994 8016
Fax: 03 9606 0074

Received: Feb 19, 2024 2:25 PM
Due: Feb 26, 2024
Priority: 5 Day
Contact Name: Julia Nicholson

Eurofins Analytical Services Manager : Adam Bateup

Sample Detail						CANCELLED	Isopropanol	VOC AIR-TRH (Total Recoverable Hydrocarbons)	VOCs in Ambient Air by GC/MS
Melbourne Laboratory - NATA # 1261 Site # 1254							X	X	X
Sydney Laboratory - NATA # 1261 Site # 18217						X			
58	SV36-BACK	Feb 14, 2024		Air	S24-Fe0045138		X	X	X
59	SV37-FRONT	Feb 14, 2024		Air	S24-Fe0045139		X	X	X
60	SV37-BACK	Feb 14, 2024		Air	S24-Fe0045140		X	X	X
61	SV38-FRONT	Feb 14, 2024		Air	S24-Fe0045141		X	X	X
62	SV38-BACK	Feb 14, 2024		Air	S24-Fe0045142		X	X	X
63	SV39-FRONT	Feb 14, 2024		Air	S24-Fe0045143		X	X	X
64	SV39-BACK	Feb 14, 2024		Air	S24-Fe0045144		X	X	X
65	SV40-FRONT	Feb 14, 2024		Air	S24-Fe0045145		X	X	X
66	SV40-BACK	Feb 14, 2024		Air	S24-Fe0045146		X	X	X
67	QV02-FRONT	Feb 14, 2024		Air	S24-Fe0045147		X	X	X
68	QV02-BACK	Feb 14, 2024		Air	S24-Fe0045148		X	X	X
69	QV03-FRONT	Feb 14, 2024		Air	S24-Fe0045149		X	X	X
70	QV03-BACK	Feb 14, 2024		Air	S24-Fe0045150		X	X	X
71	FB 2-FRONT	Feb 14, 2024		Air	S24-Fe0045151		X	X	X
72	FB 2-BACK	Feb 14, 2024		Air	S24-Fe0045152		X	X	X

eurofins

web: www.eurofins.com.au
email: EnviroSales@eurofins.com

Eurofins Environment Testing Australia Pty Ltd
ABN: 50 005 085 521

Melbourne	Geelong	Sydney	Canberra	Brisbane	Newcastle
6 Monterey Road	19/8 Lewalan Street	179 Magowar Road	Unit 1,2 Dacre Street	1/21 Smallwood Place	1/2 Frost Drive
Dandenong South	Grovedale	Girraween	Mitchell	Murarrie	Mayfield West
VIC 3175	VIC 3216	NSW 2145	ACT 2911	QLD 4172	NSW 2304
+61 3 8564 5000	+61 3 8564 5000	+61 2 9900 8400	+61 2 6113 8091	T: +61 7 3902 4600	+61 2 4968 8448
NATA# 1261	NATA# 1261	NATA# 1261	NATA# 1261	NATA# 1261	NATA# 1261
Site# 1254	Site# 25403	Site# 18217	Site# 25466	Site# 20794	Site# 25079 & 25289

Eurofins ARL Pty Ltd
ABN: 91 05 0159 898

Perth
46-48 Banksia Road
Welshpool
WA 6106
+61 8 6253 4444
NATA# 2377
Site# 2370

Eurofins Environment Testing NZ Ltd
NZBN: 9429046024954

Auckland	Auckland (Asb)	Christchurch	Tauranga
35 O'Rorke Road	Unit C1/4 Pacific Rise,	43 Detroit Drive	1277 Cameron Road,
Penrose,	Mount Wellington,	Rolleston,	Gate Pa,
Auckland 1061	Auckland 1061	Christchurch 7675	Tauranga 3112
+64 9 526 4551	+64 9 525 0568	+64 3 343 5201	+64 9 525 0568
IANZ# 1327	IANZ# 1308	IANZ# 1290	IANZ# 1402

Company Name: Senversa Pty Ltd NSW
Address: Level 24, 1 Market Street
SYDNEY
NSW 2000

Project Name: SMITHFIELD
Project ID: 21182

Order No.:
Report #: 1069921
Phone: 02 9994 8016
Fax: 03 9606 0074

Received: Feb 19, 2024 2:25 PM
Due: Feb 26, 2024
Priority: 5 Day
Contact Name: Julia Nicholson

Eurofins Analytical Services Manager : Adam Bateup

Sample Detail	CANCELLED	Isopropanol	VOC AIR-TRH (Total Recoverable Hydrocarbons)	VOCs in Ambient Air by GC/MS
Melbourne Laboratory - NATA # 1261 Site # 1254		X	X	X
Sydney Laboratory - NATA # 1261 Site # 18217	X			
Test Counts	3	70	70	70

Senversa Pty Ltd NSW
Level 24, 1 Market Street
SYDNEY
NSW 2000

NATA Accredited
Accreditation Number 1261
Site Number 1254

Accredited for compliance with ISO/IEC 17025 – Testing
NATA is a signatory to the ILAC Mutual Recognition Arrangement for the mutual recognition of the equivalence of testing, medical testing, calibration, inspection, proficiency testing scheme providers and reference materials producers reports and certificates.

Attention: **Julia Nicholson**

Report **1069921-A**
Project name SMITHFIELD
Project ID 21182
Received Date Feb 19, 2024

Client Sample ID			**SV08-FRONT**	**SV08-BACK**	**SV09-FRONT**	**SV09-BACK**
Sample Matrix			**Air**	**Air**	**Air**	**Air**
Eurofins Sample No.			**S24-Fe0045081**	**S24-Fe0045082**	**S24-Fe0045083**	**S24-Fe0045084**
Date Sampled			**Feb 14, 2024**	**Feb 14, 2024**	**Feb 14, 2024**	**Feb 14, 2024**
Test/Reference	LOR	Unit				
Alcohols						
Isopropanol	10	Total ug	< 10	< 10	< 10	< 10
VOCs in Ambient Air by GC/MS						
1.1-Dichloroethane	0.5	Total ug	< 0.5	< 0.5	< 0.5	< 0.5
1.1-Dichloroethene	0.5	Total ug	< 0.5	< 0.5	< 0.5	< 0.5
1.1-Dichloropropene	0.5	Total ug	< 0.5	< 0.5	< 0.5	< 0.5
1.1.1-Trichloroethane	0.5	Total ug	< 0.5	< 0.5	< 0.5	< 0.5
1.1.1.2-Tetrachloroethane	0.5	Total ug	< 0.5	< 0.5	< 0.5	< 0.5
1.1.2-Trichloroethane	0.5	Total ug	< 0.5	< 0.5	< 0.5	< 0.5
1.1.2.2-Tetrachloroethane	0.5	Total ug	< 0.5	< 0.5	< 0.5	< 0.5
1.2-Dibromo-3-chloropropane	0.5	Total ug	< 0.5	< 0.5	< 0.5	< 0.5
1.2-Dibromoethane	0.5	Total ug	< 0.5	< 0.5	< 0.5	< 0.5
1.2-Dichloroethane	0.5	Total ug	< 0.5	< 0.5	< 0.5	< 0.5
1.2-Dichloropropane	0.5	Total ug	< 0.5	< 0.5	< 0.5	< 0.5
1.2.3-Trichloropropane	0.5	Total ug	< 0.5	< 0.5	< 0.5	< 0.5
1.2.4-Trimethylbenzene	0.5	Total ug	< 0.5	< 0.5	< 0.5	< 0.5
1.3-Dichloropropane	0.5	Total ug	< 0.5	< 0.5	< 0.5	< 0.5
1.3.5-Trimethylbenzene	0.5	Total ug	< 0.5	< 0.5	< 0.5	< 0.5
2-Chlorotoluene	0.5	Total ug	< 0.5	< 0.5	< 0.5	< 0.5
2.2-Dichloropropane	0.5	Total ug	< 0.5	< 0.5	< 0.5	< 0.5
4-Chlorotoluene	0.5	Total ug	< 0.5	< 0.5	< 0.5	< 0.5
Benzene	0.5	Total ug	< 0.5	< 0.5	< 0.5	< 0.5
Bromochloromethane	0.5	Total ug	< 0.5	< 0.5	< 0.5	< 0.5
Bromodichloromethane	0.5	Total ug	< 0.5	< 0.5	< 0.5	< 0.5
Bromoform	0.5	Total ug	< 0.5	< 0.5	< 0.5	< 0.5
Carbon Tetrachloride	0.5	Total ug	< 0.5	< 0.5	< 0.5	< 0.5
Chlorobenzene	0.5	Total ug	< 0.5	< 0.5	< 0.5	< 0.5
Chloroform	0.5	Total ug	< 0.5	< 0.5	< 0.5	< 0.5
cis-1.2-Dichloroethene	0.5	Total ug	< 0.5	< 0.5	< 0.5	< 0.5
cis-1.3-Dichloropropene	0.5	Total ug	< 0.5	< 0.5	< 0.5	< 0.5
Dibromochloromethane	0.5	Total ug	< 0.5	< 0.5	< 0.5	< 0.5
Dibromomethane	0.5	Total ug	< 0.5	< 0.5	< 0.5	< 0.5
Ethylbenzene	0.5	Total ug	< 0.5	< 0.5	< 0.5	< 0.5
Isopropyl benzene (Cumene)	0.5	Total ug	< 0.5	< 0.5	< 0.5	< 0.5
n-Butylbenzene	0.5	Total ug	< 0.5	< 0.5	< 0.5	< 0.5
n-Propylbenzene	0.5	Total ug	< 0.5	< 0.5	< 0.5	< 0.5

Client Sample ID			SV08-FRONT	SV08-BACK	SV09-FRONT	SV09-BACK
Sample Matrix			Air	Air	Air	Air
Eurofins Sample No.			S24-Fe0045081	S24-Fe0045082	S24-Fe0045083	S24-Fe0045084
Date Sampled			Feb 14, 2024	Feb 14, 2024	Feb 14, 2024	Feb 14, 2024
Test/Reference	LOR	Unit				
VOCs in Ambient Air by GC/MS						
Naphthalene	0.5	Total ug	< 0.5	< 0.5	< 0.5	< 0.5
p-Isopropyltoluene	0.5	Total ug	< 0.5	< 0.5	< 0.5	< 0.5
sec-Butylbenzene	0.5	Total ug	< 0.5	< 0.5	< 0.5	< 0.5
Styrene	5	Total ug	< 5	< 5	< 5	< 5
tert-Butylbenzene	0.5	Total ug	< 0.5	< 0.5	< 0.5	< 0.5
Tetrachloroethene	0.5	Total ug	< 0.5	< 0.5	< 0.5	< 0.5
Toluene	0.5	Total ug	< 0.5	< 0.5	< 0.5	< 0.5
trans-1.3-Dichloropropene	0.5	Total ug	< 0.5	< 0.5	< 0.5	< 0.5
Trichloroethene	0.5	Total ug	< 0.5	< 0.5	< 0.5	< 0.5
Trichlorofluoromethane	0.5	Total ug	< 0.5	< 0.5	< 0.5	< 0.5
Vinyl chloride	0.5	Total ug	< 0.5	< 0.5	< 0.5	< 0.5
Xylenes - Total*	1.5	Total ug	< 1.5	< 1.5	< 1.5	< 1.5
Fluorobenzene (surr.)	1	%	95	95	94	95
4-Bromofluorobenzene (surr.)	1	%	98	99	97	99
Dibromofluoromethane (surr.)	1	%	102	102	102	102
1.2-Dichlorobenzene	0.5	Total ug	< 0.5	< 0.5	< 0.5	< 0.5
1.2.3-Trichlorobenzene	0.5	Total ug	< 0.5	< 0.5	< 0.5	< 0.5
1.2.4-Trichlorobenzene	0.5	Total ug	< 0.5	< 0.5	< 0.5	< 0.5
1.3-Dichlorobenzene	0.5	Total ug	< 0.5	< 0.5	< 0.5	< 0.5
1.4-Dichlorobenzene	0.5	Total ug	< 0.5	< 0.5	< 0.5	< 0.5
Hexachlorobutadiene	0.5	Total ug	< 0.5	< 0.5	< 0.5	< 0.5
Total Recoverable Hydrocarbons						
TRH C6-C10	20	Total ug	< 20	< 20	25	< 20
TRH C6-C10 less BTEX (F1)[N04]	20	Total ug	< 20	< 20	25	< 20
TRH >C10-C16	20	Total ug	< 20	< 20	< 20	< 20
TRH >C10-C16 less Naphthalene (F2)[N01]	20	Total ug	< 20	< 20	< 20	< 20

Client Sample ID			SV10-FRONT	SV10-BACK	SV11-FRONT	SV11-BACK
Sample Matrix			Air	Air	Air	Air
Eurofins Sample No.			S24-Fe0045085	S24-Fe0045086	S24-Fe0045087	S24-Fe0045088
Date Sampled			Feb 14, 2024	Feb 14, 2024	Feb 14, 2024	Feb 14, 2024
Test/Reference	LOR	Unit				
Alcohols						
Isopropanol	10	Total ug	< 10	< 10	< 10	< 10
VOCs in Ambient Air by GC/MS						
1.1-Dichloroethane	0.5	Total ug	< 0.5	< 0.5	< 0.5	< 0.5
1.1-Dichloroethene	0.5	Total ug	< 0.5	< 0.5	< 0.5	< 0.5
1.1-Dichloropropene	0.5	Total ug	< 0.5	< 0.5	< 0.5	< 0.5
1.1.1-Trichloroethane	0.5	Total ug	< 0.5	< 0.5	< 0.5	< 0.5
1.1.1.2-Tetrachloroethane	0.5	Total ug	< 0.5	< 0.5	< 0.5	< 0.5
1.1.2-Trichloroethane	0.5	Total ug	< 0.5	< 0.5	< 0.5	< 0.5
1.1.2.2-Tetrachloroethane	0.5	Total ug	< 0.5	< 0.5	< 0.5	< 0.5
1.2-Dibromo-3-chloropropane	0.5	Total ug	< 0.5	< 0.5	< 0.5	< 0.5
1.2-Dibromoethane	0.5	Total ug	< 0.5	< 0.5	< 0.5	< 0.5
1.2-Dichloroethane	0.5	Total ug	< 0.5	< 0.5	< 0.5	< 0.5
1.2-Dichloropropane	0.5	Total ug	< 0.5	< 0.5	< 0.5	< 0.5
1.2.3-Trichloropropane	0.5	Total ug	< 0.5	< 0.5	< 0.5	< 0.5
1.2.4-Trimethylbenzene	0.5	Total ug	< 0.5	< 0.5	< 0.5	< 0.5

Client Sample ID			SV10-FRONT	SV10-BACK	SV11-FRONT	SV11-BACK
Sample Matrix			Air	Air	Air	Air
Eurofins Sample No.			S24-Fe0045085	S24-Fe0045086	S24-Fe0045087	S24-Fe0045088
Date Sampled			Feb 14, 2024	Feb 14, 2024	Feb 14, 2024	Feb 14, 2024
Test/Reference	LOR	Unit				
VOCs in Ambient Air by GC/MS						
1.3-Dichloropropane	0.5	Total ug	< 0.5	< 0.5	< 0.5	< 0.5
1.3.5-Trimethylbenzene	0.5	Total ug	< 0.5	< 0.5	< 0.5	< 0.5
2-Chlorotoluene	0.5	Total ug	< 0.5	< 0.5	< 0.5	< 0.5
2.2-Dichloropropane	0.5	Total ug	< 0.5	< 0.5	< 0.5	< 0.5
4-Chlorotoluene	0.5	Total ug	< 0.5	< 0.5	< 0.5	< 0.5
Benzene	0.5	Total ug	< 0.5	< 0.5	< 0.5	< 0.5
Bromochloromethane	0.5	Total ug	< 0.5	< 0.5	< 0.5	< 0.5
Bromodichloromethane	0.5	Total ug	< 0.5	< 0.5	< 0.5	< 0.5
Bromoform	0.5	Total ug	< 0.5	< 0.5	< 0.5	< 0.5
Carbon Tetrachloride	0.5	Total ug	< 0.5	< 0.5	< 0.5	< 0.5
Chlorobenzene	0.5	Total ug	< 0.5	< 0.5	< 0.5	< 0.5
Chloroform	0.5	Total ug	< 0.5	< 0.5	< 0.5	< 0.5
cis-1.2-Dichloroethene	0.5	Total ug	< 0.5	< 0.5	< 0.5	< 0.5
cis-1.3-Dichloropropene	0.5	Total ug	< 0.5	< 0.5	< 0.5	< 0.5
Dibromochloromethane	0.5	Total ug	< 0.5	< 0.5	< 0.5	< 0.5
Dibromomethane	0.5	Total ug	< 0.5	< 0.5	< 0.5	< 0.5
Ethylbenzene	0.5	Total ug	< 0.5	< 0.5	< 0.5	< 0.5
Isopropyl benzene (Cumene)	0.5	Total ug	< 0.5	< 0.5	< 0.5	< 0.5
n-Butylbenzene	0.5	Total ug	< 0.5	< 0.5	< 0.5	< 0.5
n-Propylbenzene	0.5	Total ug	< 0.5	< 0.5	< 0.5	< 0.5
Naphthalene	0.5	Total ug	< 0.5	< 0.5	< 0.5	< 0.5
p-Isopropyltoluene	0.5	Total ug	< 0.5	< 0.5	< 0.5	< 0.5
sec-Butylbenzene	0.5	Total ug	< 0.5	< 0.5	< 0.5	< 0.5
Styrene	5	Total ug	< 5	< 5	< 5	< 5
tert-Butylbenzene	0.5	Total ug	< 0.5	< 0.5	< 0.5	< 0.5
Tetrachloroethene	0.5	Total ug	< 0.5	< 0.5	< 0.5	< 0.5
Toluene	0.5	Total ug	< 0.5	< 0.5	< 0.5	< 0.5
trans-1.3-Dichloropropene	0.5	Total ug	< 0.5	< 0.5	< 0.5	< 0.5
Trichloroethene	0.5	Total ug	< 0.5	< 0.5	< 0.5	< 0.5
Trichlorofluoromethane	0.5	Total ug	< 0.5	< 0.5	< 0.5	< 0.5
Vinyl chloride	0.5	Total ug	< 0.5	< 0.5	< 0.5	< 0.5
Xylenes - Total*	1.5	Total ug	< 1.5	< 1.5	< 1.5	< 1.5
Fluorobenzene (surr.)	1	%	94	95	94	95
4-Bromofluorobenzene (surr.)	1	%	98	100	98	99
Dibromofluoromethane (surr.)	1	%	102	102	102	102
1.2-Dichlorobenzene	0.5	Total ug	< 0.5	< 0.5	< 0.5	< 0.5
1.2.3-Trichlorobenzene	0.5	Total ug	< 0.5	< 0.5	< 0.5	< 0.5
1.2.4-Trichlorobenzene	0.5	Total ug	< 0.5	< 0.5	< 0.5	< 0.5
1.3-Dichlorobenzene	0.5	Total ug	< 0.5	< 0.5	< 0.5	< 0.5
1.4-Dichlorobenzene	0.5	Total ug	< 0.5	< 0.5	< 0.5	< 0.5
Hexachlorobutadiene	0.5	Total ug	< 0.5	< 0.5	< 0.5	< 0.5
Total Recoverable Hydrocarbons						
TRH C6-C10	20	Total ug	< 20	< 20	< 20	< 20
TRH C6-C10 less BTEX (F1)[N04]	20	Total ug	< 20	< 20	< 20	< 20
TRH >C10-C16	20	Total ug	< 20	< 20	< 20	< 20
TRH >C10-C16 less Naphthalene (F2)[N01]	20	Total ug	< 20	< 20	< 20	< 20

Client Sample ID			SV12-FRONT	SV12-BACK	SV13-FRONT	SV13-BACK
Sample Matrix			Air	Air	Air	Air
Eurofins Sample No.			S24-Fe0045089	S24-Fe0045090	S24-Fe0045091	S24-Fe0045092
Date Sampled			Feb 14, 2024	Feb 14, 2024	Feb 14, 2024	Feb 14, 2024
Test/Reference	LOR	Unit				
Alcohols						
Isopropanol	10	Total ug	< 10	< 10	< 10	< 10
VOCs in Ambient Air by GC/MS						
1.1-Dichloroethane	0.5	Total ug	< 0.5	< 0.5	< 0.5	< 0.5
1.1-Dichloroethene	0.5	Total ug	< 0.5	< 0.5	< 0.5	< 0.5
1.1-Dichloropropene	0.5	Total ug	< 0.5	< 0.5	< 0.5	< 0.5
1.1.1-Trichloroethane	0.5	Total ug	< 0.5	< 0.5	< 0.5	< 0.5
1.1.1.2-Tetrachloroethane	0.5	Total ug	< 0.5	< 0.5	< 0.5	< 0.5
1.1.2-Trichloroethane	0.5	Total ug	< 0.5	< 0.5	< 0.5	< 0.5
1.1.2.2-Tetrachloroethane	0.5	Total ug	< 0.5	< 0.5	< 0.5	< 0.5
1.2-Dibromo-3-chloropropane	0.5	Total ug	< 0.5	< 0.5	< 0.5	< 0.5
1.2-Dibromoethane	0.5	Total ug	< 0.5	< 0.5	< 0.5	< 0.5
1.2-Dichloroethane	0.5	Total ug	< 0.5	< 0.5	< 0.5	< 0.5
1.2-Dichloropropane	0.5	Total ug	< 0.5	< 0.5	< 0.5	< 0.5
1.2.3-Trichloropropane	0.5	Total ug	< 0.5	< 0.5	< 0.5	< 0.5
1.2.4-Trimethylbenzene	0.5	Total ug	< 0.5	< 0.5	< 0.5	< 0.5
1.3-Dichloropropane	0.5	Total ug	< 0.5	< 0.5	< 0.5	< 0.5
1.3.5-Trimethylbenzene	0.5	Total ug	1.1	< 0.5	< 0.5	< 0.5
2-Chlorotoluene	0.5	Total ug	< 0.5	< 0.5	< 0.5	< 0.5
2.2-Dichloropropane	0.5	Total ug	< 0.5	< 0.5	< 0.5	< 0.5
4-Chlorotoluene	0.5	Total ug	< 0.5	< 0.5	< 0.5	< 0.5
Benzene	0.5	Total ug	< 0.5	< 0.5	< 0.5	< 0.5
Bromochloromethane	0.5	Total ug	< 0.5	< 0.5	< 0.5	< 0.5
Bromodichloromethane	0.5	Total ug	< 0.5	< 0.5	< 0.5	< 0.5
Bromoform	0.5	Total ug	< 0.5	< 0.5	< 0.5	< 0.5
Carbon Tetrachloride	0.5	Total ug	< 0.5	< 0.5	< 0.5	< 0.5
Chlorobenzene	0.5	Total ug	< 0.5	< 0.5	< 0.5	< 0.5
Chloroform	0.5	Total ug	5000	600	< 0.5	< 0.5
cis-1.2-Dichloroethene	0.5	Total ug	< 0.5	< 0.5	< 0.5	< 0.5
cis-1.3-Dichloropropene	0.5	Total ug	< 0.5	< 0.5	< 0.5	< 0.5
Dibromochloromethane	0.5	Total ug	< 0.5	< 0.5	< 0.5	< 0.5
Dibromomethane	0.5	Total ug	< 0.5	< 0.5	< 0.5	< 0.5
Ethylbenzene	0.5	Total ug	< 0.5	< 0.5	< 0.5	< 0.5
Isopropyl benzene (Cumene)	0.5	Total ug	< 0.5	< 0.5	< 0.5	< 0.5
n-Butylbenzene	0.5	Total ug	< 0.5	< 0.5	< 0.5	< 0.5
n-Propylbenzene	0.5	Total ug	< 0.5	< 0.5	< 0.5	< 0.5
Naphthalene	0.5	Total ug	< 0.5	< 0.5	< 0.5	< 0.5
p-Isopropyltoluene	0.5	Total ug	< 0.5	< 0.5	< 0.5	< 0.5
sec-Butylbenzene	0.5	Total ug	< 0.5	< 0.5	< 0.5	< 0.5
Styrene	5	Total ug	< 5	< 5	< 5	< 5
tert-Butylbenzene	0.5	Total ug	< 0.5	< 0.5	< 0.5	< 0.5
Tetrachloroethene	0.5	Total ug	< 0.5	< 0.5	< 0.5	< 0.5
Toluene	0.5	Total ug	< 0.5	< 0.5	< 0.5	< 0.5
trans-1.3-Dichloropropene	0.5	Total ug	< 0.5	< 0.5	< 0.5	< 0.5
Trichloroethene	0.5	Total ug	< 0.5	< 0.5	< 0.5	< 0.5
Trichlorofluoromethane	0.5	Total ug	< 0.5	< 0.5	< 0.5	< 0.5
Vinyl chloride	0.5	Total ug	< 0.5	< 0.5	< 0.5	< 0.5
Xylenes - Total*	1.5	Total ug	< 1.5	< 1.5	< 1.5	< 1.5
Fluorobenzene (surr.)	1	%	94	94	94	95
4-Bromofluorobenzene (surr.)	1	%	99	100	96	100

Client Sample ID			SV12-FRONT	SV12-BACK	SV13-FRONT	SV13-BACK
Sample Matrix			Air	Air	Air	Air
Eurofins Sample No.			S24-Fe0045089	S24-Fe0045090	S24-Fe0045091	S24-Fe0045092
Date Sampled			Feb 14, 2024	Feb 14, 2024	Feb 14, 2024	Feb 14, 2024
Test/Reference	LOR	Unit				
VOCs in Ambient Air by GC/MS						
Dibromofluoromethane (surr.)	1	%	106	106	103	103
1.2-Dichlorobenzene	0.5	Total ug	< 0.5	< 0.5	< 0.5	< 0.5
1.2.3-Trichlorobenzene	0.5	Total ug	< 0.5	< 0.5	< 0.5	< 0.5
1.2.4-Trichlorobenzene	0.5	Total ug	< 0.5	< 0.5	< 0.5	< 0.5
1.3-Dichlorobenzene	0.5	Total ug	< 0.5	< 0.5	< 0.5	< 0.5
1.4-Dichlorobenzene	0.5	Total ug	< 0.5	< 0.5	< 0.5	< 0.5
Hexachlorobutadiene	0.5	Total ug	< 0.5	< 0.5	< 0.5	< 0.5
Total Recoverable Hydrocarbons						
TRH C6-C10	20	Total ug	560	100	< 20	< 20
TRH C6-C10 less BTEX (F1)[N04]	20	Total ug	560	100	< 20	< 20
TRH >C10-C16	20	Total ug	< 20	< 20	< 20	< 20
TRH >C10-C16 less Naphthalene (F2)[N01]	20	Total ug	< 20	< 20	< 20	< 20

Client Sample ID			SV14-FRONT	SV14-BACK	SV15-FRONT	SV15-BACK
Sample Matrix			Air	Air	Air	Air
Eurofins Sample No.			S24-Fe0045093	S24-Fe0045094	S24-Fe0045095	S24-Fe0045096
Date Sampled			Feb 14, 2024	Feb 14, 2024	Feb 14, 2024	Feb 14, 2024
Test/Reference	LOR	Unit				
Alcohols						
Isopropanol	10	Total ug	< 10	< 10	< 10	< 10
VOCs in Ambient Air by GC/MS						
1.1-Dichloroethane	0.5	Total ug	< 0.5	< 0.5	< 0.5	< 0.5
1.1-Dichloroethene	0.5	Total ug	< 0.5	< 0.5	< 0.5	< 0.5
1.1-Dichloropropene	0.5	Total ug	< 0.5	< 0.5	< 0.5	< 0.5
1.1.1-Trichloroethane	0.5	Total ug	< 0.5	< 0.5	< 0.5	< 0.5
1.1.1.2-Tetrachloroethane	0.5	Total ug	< 0.5	< 0.5	< 0.5	< 0.5
1.1.2-Trichloroethane	0.5	Total ug	< 0.5	< 0.5	< 0.5	< 0.5
1.1.2.2-Tetrachloroethane	0.5	Total ug	< 0.5	< 0.5	< 0.5	< 0.5
1.2-Dibromo-3-chloropropane	0.5	Total ug	< 0.5	< 0.5	< 0.5	< 0.5
1.2-Dibromoethane	0.5	Total ug	< 0.5	< 0.5	< 0.5	< 0.5
1.2-Dichloroethane	0.5	Total ug	< 0.5	< 0.5	< 0.5	< 0.5
1.2-Dichloropropane	0.5	Total ug	< 0.5	< 0.5	< 0.5	< 0.5
1.2.3-Trichloropropane	0.5	Total ug	< 0.5	< 0.5	< 0.5	< 0.5
1.2.4-Trimethylbenzene	0.5	Total ug	< 0.5	< 0.5	< 0.5	< 0.5
1.3-Dichloropropane	0.5	Total ug	< 0.5	< 0.5	< 0.5	< 0.5
1.3.5-Trimethylbenzene	0.5	Total ug	< 0.5	< 0.5	< 0.5	< 0.5
2-Chlorotoluene	0.5	Total ug	< 0.5	< 0.5	< 0.5	< 0.5
2.2-Dichloropropane	0.5	Total ug	< 0.5	< 0.5	< 0.5	< 0.5
4-Chlorotoluene	0.5	Total ug	< 0.5	< 0.5	< 0.5	< 0.5
Benzene	0.5	Total ug	< 0.5	< 0.5	< 0.5	< 0.5
Bromochloromethane	0.5	Total ug	< 0.5	< 0.5	< 0.5	< 0.5
Bromodichloromethane	0.5	Total ug	< 0.5	< 0.5	< 0.5	< 0.5
Bromoform	0.5	Total ug	< 0.5	< 0.5	< 0.5	< 0.5
Carbon Tetrachloride	0.5	Total ug	< 0.5	< 0.5	< 0.5	< 0.5
Chlorobenzene	0.5	Total ug	< 0.5	< 0.5	< 0.5	< 0.5
Chloroform	0.5	Total ug	< 0.5	< 0.5	< 0.5	< 0.5
cis-1.2-Dichloroethene	0.5	Total ug	< 0.5	< 0.5	< 0.5	< 0.5
cis-1.3-Dichloropropene	0.5	Total ug	< 0.5	< 0.5	< 0.5	< 0.5

Client Sample ID			SV14-FRONT	SV14-BACK	SV15-FRONT	SV15-BACK
Sample Matrix			Air	Air	Air	Air
Eurofins Sample No.			S24-Fe0045093	S24-Fe0045094	S24-Fe0045095	S24-Fe0045096
Date Sampled			Feb 14, 2024	Feb 14, 2024	Feb 14, 2024	Feb 14, 2024
Test/Reference	LOR	Unit				
VOCs in Ambient Air by GC/MS						
Dibromochloromethane	0.5	Total ug	< 0.5	< 0.5	< 0.5	< 0.5
Dibromomethane	0.5	Total ug	< 0.5	< 0.5	< 0.5	< 0.5
Ethylbenzene	0.5	Total ug	< 0.5	< 0.5	< 0.5	< 0.5
Isopropyl benzene (Cumene)	0.5	Total ug	< 0.5	< 0.5	< 0.5	< 0.5
n-Butylbenzene	0.5	Total ug	< 0.5	< 0.5	< 0.5	< 0.5
n-Propylbenzene	0.5	Total ug	< 0.5	< 0.5	< 0.5	< 0.5
Naphthalene	0.5	Total ug	< 0.5	< 0.5	< 0.5	< 0.5
p-Isopropyltoluene	0.5	Total ug	< 0.5	< 0.5	< 0.5	< 0.5
sec-Butylbenzene	0.5	Total ug	< 0.5	< 0.5	< 0.5	< 0.5
Styrene	5	Total ug	< 5	< 5	< 5	< 5
tert-Butylbenzene	0.5	Total ug	< 0.5	< 0.5	< 0.5	< 0.5
Tetrachloroethene	0.5	Total ug	< 0.5	< 0.5	< 0.5	< 0.5
Toluene	0.5	Total ug	< 0.5	< 0.5	< 0.5	< 0.5
trans-1.3-Dichloropropene	0.5	Total ug	< 0.5	< 0.5	< 0.5	< 0.5
Trichloroethene	0.5	Total ug	< 0.5	< 0.5	< 0.5	< 0.5
Trichlorofluoromethane	0.5	Total ug	< 0.5	< 0.5	< 0.5	< 0.5
Vinyl chloride	0.5	Total ug	< 0.5	< 0.5	< 0.5	< 0.5
Xylenes - Total*	1.5	Total ug	< 1.5	< 1.5	< 1.5	< 1.5
Fluorobenzene (surr.)	1	%	95	95	94	95
4-Bromofluorobenzene (surr.)	1	%	99	99	97	99
Dibromofluoromethane (surr.)	1	%	103	103	102	103
1.2-Dichlorobenzene	0.5	Total ug	< 0.5	< 0.5	< 0.5	< 0.5
1.2.3-Trichlorobenzene	0.5	Total ug	< 0.5	< 0.5	< 0.5	< 0.5
1.2.4-Trichlorobenzene	0.5	Total ug	< 0.5	< 0.5	< 0.5	< 0.5
1.3-Dichlorobenzene	0.5	Total ug	< 0.5	< 0.5	< 0.5	< 0.5
1.4-Dichlorobenzene	0.5	Total ug	< 0.5	< 0.5	< 0.5	< 0.5
Hexachlorobutadiene	0.5	Total ug	< 0.5	< 0.5	< 0.5	< 0.5
Total Recoverable Hydrocarbons						
TRH C6-C10	20	Total ug	< 20	< 20	< 20	< 20
TRH C6-C10 less BTEX (F1)[N04]	20	Total ug	< 20	< 20	< 20	< 20
TRH >C10-C16	20	Total ug	< 20	< 20	< 20	< 20
TRH >C10-C16 less Naphthalene (F2)[N01]	20	Total ug	< 20	< 20	< 20	< 20

Client Sample ID			SV16-FRONT	SV16-BACK	SV17-FRONT	SV17-BACK
Sample Matrix			Air	Air	Air	Air
Eurofins Sample No.			S24-Fe0045097	S24-Fe0045098	S24-Fe0045099	S24-Fe0045100
Date Sampled			Feb 14, 2024	Feb 14, 2024	Feb 14, 2024	Feb 14, 2024
Test/Reference	LOR	Unit				
Alcohols						
Isopropanol	10	Total ug	< 10	< 10	< 10	< 10
VOCs in Ambient Air by GC/MS						
1.1-Dichloroethane	0.5	Total ug	< 0.5	< 0.5	< 0.5	< 0.5
1.1-Dichloroethene	0.5	Total ug	< 0.5	< 0.5	< 0.5	< 0.5
1.1-Dichloropropene	0.5	Total ug	< 0.5	< 0.5	< 0.5	< 0.5
1.1.1-Trichloroethane	0.5	Total ug	< 0.5	< 0.5	< 0.5	< 0.5
1.1.1.2-Tetrachloroethane	0.5	Total ug	< 0.5	< 0.5	< 0.5	< 0.5
1.1.2-Trichloroethane	0.5	Total ug	< 0.5	< 0.5	< 0.5	< 0.5
1.1.2.2-Tetrachloroethane	0.5	Total ug	< 0.5	< 0.5	< 0.5	< 0.5

Client Sample ID			SV16-FRONT	SV16-BACK	SV17-FRONT	SV17-BACK
Sample Matrix			Air	Air	Air	Air
Eurofins Sample No.			S24-Fe0045097	S24-Fe0045098	S24-Fe0045099	S24-Fe0045100
Date Sampled			Feb 14, 2024	Feb 14, 2024	Feb 14, 2024	Feb 14, 2024
Test/Reference	LOR	Unit				
VOCs in Ambient Air by GC/MS						
1.2-Dibromo-3-chloropropane	0.5	Total ug	< 0.5	< 0.5	< 0.5	< 0.5
1.2-Dibromoethane	0.5	Total ug	< 0.5	< 0.5	< 0.5	< 0.5
1.2-Dichloroethane	0.5	Total ug	< 0.5	< 0.5	< 0.5	< 0.5
1.2-Dichloropropane	0.5	Total ug	< 0.5	< 0.5	< 0.5	< 0.5
1.2.3-Trichloropropane	0.5	Total ug	< 0.5	< 0.5	< 0.5	< 0.5
1.2.4-Trimethylbenzene	0.5	Total ug	< 0.5	< 0.5	< 0.5	< 0.5
1.3-Dichloropropane	0.5	Total ug	< 0.5	< 0.5	< 0.5	< 0.5
1.3.5-Trimethylbenzene	0.5	Total ug	< 0.5	< 0.5	< 0.5	< 0.5
2-Chlorotoluene	0.5	Total ug	< 0.5	< 0.5	< 0.5	< 0.5
2.2-Dichloropropane	0.5	Total ug	< 0.5	< 0.5	< 0.5	< 0.5
4-Chlorotoluene	0.5	Total ug	< 0.5	< 0.5	< 0.5	< 0.5
Benzene	0.5	Total ug	< 0.5	< 0.5	< 0.5	< 0.5
Bromochloromethane	0.5	Total ug	< 0.5	< 0.5	< 0.5	< 0.5
Bromodichloromethane	0.5	Total ug	< 0.5	< 0.5	< 0.5	< 0.5
Bromoform	0.5	Total ug	< 0.5	< 0.5	< 0.5	< 0.5
Carbon Tetrachloride	0.5	Total ug	< 0.5	< 0.5	< 0.5	< 0.5
Chlorobenzene	0.5	Total ug	< 0.5	< 0.5	< 0.5	< 0.5
Chloroform	0.5	Total ug	< 0.5	< 0.5	< 0.5	< 0.5
cis-1.2-Dichloroethene	0.5	Total ug	< 0.5	< 0.5	< 0.5	< 0.5
cis-1.3-Dichloropropene	0.5	Total ug	< 0.5	< 0.5	< 0.5	< 0.5
Dibromochloromethane	0.5	Total ug	< 0.5	< 0.5	< 0.5	< 0.5
Dibromomethane	0.5	Total ug	< 0.5	< 0.5	< 0.5	< 0.5
Ethylbenzene	0.5	Total ug	< 0.5	< 0.5	< 0.5	< 0.5
Isopropyl benzene (Cumene)	0.5	Total ug	< 0.5	< 0.5	< 0.5	< 0.5
n-Butylbenzene	0.5	Total ug	< 0.5	< 0.5	< 0.5	< 0.5
n-Propylbenzene	0.5	Total ug	< 0.5	< 0.5	< 0.5	< 0.5
Naphthalene	0.5	Total ug	< 0.5	< 0.5	< 0.5	< 0.5
p-Isopropyltoluene	0.5	Total ug	< 0.5	< 0.5	< 0.5	< 0.5
sec-Butylbenzene	0.5	Total ug	< 0.5	< 0.5	< 0.5	< 0.5
Styrene	5	Total ug	< 5	< 5	< 5	< 5
tert-Butylbenzene	0.5	Total ug	< 0.5	< 0.5	< 0.5	< 0.5
Tetrachloroethene	0.5	Total ug	< 0.5	< 0.5	< 0.5	< 0.5
Toluene	0.5	Total ug	< 0.5	< 0.5	< 0.5	< 0.5
trans-1.3-Dichloropropene	0.5	Total ug	< 0.5	< 0.5	< 0.5	< 0.5
Trichloroethene	0.5	Total ug	< 0.5	< 0.5	< 0.5	< 0.5
Trichlorofluoromethane	0.5	Total ug	< 0.5	< 0.5	< 0.5	< 0.5
Vinyl chloride	0.5	Total ug	< 0.5	< 0.5	< 0.5	< 0.5
Xylenes - Total*	1.5	Total ug	< 1.5	< 1.5	< 1.5	< 1.5
Fluorobenzene (surr.)	1	%	94	95	94	94
4-Bromofluorobenzene (surr.)	1	%	97	100	99	100
Dibromofluoromethane (surr.)	1	%	102	103	103	102
1.2-Dichlorobenzene	0.5	Total ug	< 0.5	< 0.5	< 0.5	< 0.5
1.2.3-Trichlorobenzene	0.5	Total ug	< 0.5	< 0.5	< 0.5	< 0.5
1.2.4-Trichlorobenzene	0.5	Total ug	< 0.5	< 0.5	< 0.5	< 0.5
1.3-Dichlorobenzene	0.5	Total ug	< 0.5	< 0.5	< 0.5	< 0.5
1.4-Dichlorobenzene	0.5	Total ug	< 0.5	< 0.5	< 0.5	< 0.5
Hexachlorobutadiene	0.5	Total ug	< 0.5	< 0.5	< 0.5	< 0.5

Client Sample ID			SV16-FRONT	SV16-BACK	SV17-FRONT	SV17-BACK
Sample Matrix			Air	Air	Air	Air
Eurofins Sample No.			S24-Fe0045097	S24-Fe0045098	S24-Fe0045099	S24-Fe0045100
Date Sampled			Feb 14, 2024	Feb 14, 2024	Feb 14, 2024	Feb 14, 2024
Test/Reference	LOR	Unit				
Total Recoverable Hydrocarbons						
TRH C6-C10	20	Total ug	< 20	< 20	< 20	< 20
TRH C6-C10 less BTEX (F1)[N04]	20	Total ug	< 20	< 20	< 20	< 20
TRH >C10-C16	20	Total ug	< 20	< 20	< 20	< 20
TRH >C10-C16 less Naphthalene (F2)[N01]	20	Total ug	< 20	< 20	< 20	< 20

Client Sample ID			SV19-FRONT	SV19-BACK	SV20-FRONT	SV20-BACK
Sample Matrix			Air	Air	Air	Air
Eurofins Sample No.			S24-Fe0045103	S24-Fe0045104	S24-Fe0045105	S24-Fe0045106
Date Sampled			Feb 14, 2024	Feb 14, 2024	Feb 14, 2024	Feb 14, 2024
Test/Reference	LOR	Unit				
Alcohols						
Isopropanol	10	Total ug	< 10	< 10	< 10	< 10
VOCs in Ambient Air by GC/MS						
1.1-Dichloroethane	0.5	Total ug	< 0.5	< 0.5	< 0.5	< 0.5
1.1-Dichloroethene	0.5	Total ug	< 0.5	< 0.5	< 0.5	< 0.5
1.1-Dichloropropene	0.5	Total ug	< 0.5	< 0.5	< 0.5	< 0.5
1.1.1-Trichloroethane	0.5	Total ug	< 0.5	< 0.5	< 0.5	< 0.5
1.1.1.2-Tetrachloroethane	0.5	Total ug	< 0.5	< 0.5	< 0.5	< 0.5
1.1.2-Trichloroethane	0.5	Total ug	< 0.5	< 0.5	< 0.5	< 0.5
1.1.2.2-Tetrachloroethane	0.5	Total ug	< 0.5	< 0.5	< 0.5	< 0.5
1.2-Dibromo-3-chloropropane	0.5	Total ug	< 0.5	< 0.5	< 0.5	< 0.5
1.2-Dibromoethane	0.5	Total ug	< 0.5	< 0.5	< 0.5	< 0.5
1.2-Dichloroethane	0.5	Total ug	< 0.5	< 0.5	< 0.5	< 0.5
1.2-Dichloropropane	0.5	Total ug	< 0.5	< 0.5	< 0.5	< 0.5
1.2.3-Trichloropropane	0.5	Total ug	< 0.5	< 0.5	< 0.5	< 0.5
1.2.4-Trimethylbenzene	0.5	Total ug	< 0.5	< 0.5	< 0.5	< 0.5
1.3-Dichloropropane	0.5	Total ug	< 0.5	< 0.5	< 0.5	< 0.5
1.3.5-Trimethylbenzene	0.5	Total ug	< 0.5	< 0.5	< 0.5	< 0.5
2-Chlorotoluene	0.5	Total ug	< 0.5	< 0.5	< 0.5	< 0.5
2.2-Dichloropropane	0.5	Total ug	< 0.5	< 0.5	< 0.5	< 0.5
4-Chlorotoluene	0.5	Total ug	< 0.5	< 0.5	< 0.5	< 0.5
Benzene	0.5	Total ug	< 0.5	< 0.5	< 0.5	< 0.5
Bromochloromethane	0.5	Total ug	< 0.5	< 0.5	< 0.5	< 0.5
Bromodichloromethane	0.5	Total ug	< 0.5	< 0.5	< 0.5	< 0.5
Bromoform	0.5	Total ug	< 0.5	< 0.5	< 0.5	< 0.5
Carbon Tetrachloride	0.5	Total ug	< 0.5	< 0.5	< 0.5	< 0.5
Chlorobenzene	0.5	Total ug	< 0.5	< 0.5	< 0.5	< 0.5
Chloroform	0.5	Total ug	< 0.5	< 0.5	< 0.5	< 0.5
cis-1.2-Dichloroethene	0.5	Total ug	< 0.5	< 0.5	< 0.5	< 0.5
cis-1.3-Dichloropropene	0.5	Total ug	< 0.5	< 0.5	< 0.5	< 0.5
Dibromochloromethane	0.5	Total ug	< 0.5	< 0.5	< 0.5	< 0.5
Dibromomethane	0.5	Total ug	< 0.5	< 0.5	< 0.5	< 0.5
Ethylbenzene	0.5	Total ug	< 0.5	< 0.5	< 0.5	< 0.5
Isopropyl benzene (Cumene)	0.5	Total ug	< 0.5	< 0.5	< 0.5	< 0.5
n-Butylbenzene	0.5	Total ug	< 0.5	< 0.5	< 0.5	< 0.5
n-Propylbenzene	0.5	Total ug	< 0.5	< 0.5	< 0.5	< 0.5
Naphthalene	0.5	Total ug	0.9	0.5	< 0.5	< 0.5
p-Isopropyltoluene	0.5	Total ug	< 0.5	< 0.5	< 0.5	< 0.5

Client Sample ID			SV19-FRONT	SV19-BACK	SV20-FRONT	SV20-BACK
Sample Matrix			Air	Air	Air	Air
Eurofins Sample No.			S24-Fe0045103	S24-Fe0045104	S24-Fe0045105	S24-Fe0045106
Date Sampled			Feb 14, 2024	Feb 14, 2024	Feb 14, 2024	Feb 14, 2024
Test/Reference	LOR	Unit				
VOCs in Ambient Air by GC/MS						
sec-Butylbenzene	0.5	Total ug	< 0.5	< 0.5	< 0.5	< 0.5
Styrene	5	Total ug	< 5	< 5	< 5	< 5
tert-Butylbenzene	0.5	Total ug	< 0.5	< 0.5	< 0.5	< 0.5
Tetrachloroethene	0.5	Total ug	< 0.5	< 0.5	< 0.5	< 0.5
Toluene	0.5	Total ug	< 0.5	< 0.5	< 0.5	< 0.5
trans-1.3-Dichloropropene	0.5	Total ug	< 0.5	< 0.5	< 0.5	< 0.5
Trichloroethene	0.5	Total ug	< 0.5	< 0.5	< 0.5	< 0.5
Trichlorofluoromethane	0.5	Total ug	< 0.5	< 0.5	< 0.5	< 0.5
Vinyl chloride	0.5	Total ug	< 0.5	< 0.5	< 0.5	< 0.5
Xylenes - Total*	1.5	Total ug	< 1.5	< 1.5	< 1.5	< 1.5
Fluorobenzene (surr.)	1	%	98	102	100	100
4-Bromofluorobenzene (surr.)	1	%	95	97	100	101
Dibromofluoromethane (surr.)	1	%	106	105	105	105
1.2-Dichlorobenzene	0.5	Total ug	< 0.5	< 0.5	< 0.5	< 0.5
1.2.3-Trichlorobenzene	0.5	Total ug	< 0.5	< 0.5	< 0.5	< 0.5
1.2.4-Trichlorobenzene	0.5	Total ug	< 0.5	< 0.5	< 0.5	< 0.5
1.3-Dichlorobenzene	0.5	Total ug	< 0.5	< 0.5	< 0.5	< 0.5
1.4-Dichlorobenzene	0.5	Total ug	< 0.5	< 0.5	< 0.5	< 0.5
Hexachlorobutadiene	0.5	Total ug	< 0.5	< 0.5	< 0.5	< 0.5
Total Recoverable Hydrocarbons						
TRH C6-C10	20	Total ug	< 20	< 20	< 20	250
TRH C6-C10 less BTEX (F1)[N04]	20	Total ug	< 20	< 20	< 20	250
TRH >C10-C16	20	Total ug	< 20	< 20	< 20	< 20
TRH >C10-C16 less Naphthalene (F2)[N01]	20	Total ug	< 20	< 20	< 20	< 20

Client Sample ID			SV21-FRONT	SV21-BACK	SV22-FRONT	SV22-BACK
Sample Matrix			Air	Air	Air	Air
Eurofins Sample No.			S24-Fe0045107	S24-Fe0045108	S24-Fe0045109	S24-Fe0045110
Date Sampled			Feb 14, 2024	Feb 14, 2024	Feb 14, 2024	Feb 14, 2024
Test/Reference	LOR	Unit				
Alcohols						
Isopropanol	10	Total ug	< 10	< 10	< 10	< 10
VOCs in Ambient Air by GC/MS						
1.1-Dichloroethane	0.5	Total ug	< 0.5	< 0.5	< 0.5	< 0.5
1.1-Dichloroethene	0.5	Total ug	< 0.5	< 0.5	< 0.5	< 0.5
1.1-Dichloropropene	0.5	Total ug	< 0.5	< 0.5	< 0.5	< 0.5
1.1.1-Trichloroethane	0.5	Total ug	< 0.5	< 0.5	< 0.5	< 0.5
1.1.1.2-Tetrachloroethane	0.5	Total ug	< 0.5	< 0.5	< 0.5	< 0.5
1.1.2-Trichloroethane	0.5	Total ug	< 0.5	< 0.5	< 0.5	< 0.5
1.1.2.2-Tetrachloroethane	0.5	Total ug	< 0.5	< 0.5	< 0.5	< 0.5
1.2-Dibromo-3-chloropropane	0.5	Total ug	< 0.5	< 0.5	< 0.5	< 0.5
1.2-Dibromoethane	0.5	Total ug	< 0.5	< 0.5	< 0.5	< 0.5
1.2-Dichloroethane	0.5	Total ug	< 0.5	< 0.5	< 0.5	< 0.5
1.2-Dichloropropane	0.5	Total ug	< 0.5	< 0.5	< 0.5	< 0.5
1.2.3-Trichloropropane	0.5	Total ug	< 0.5	< 0.5	< 0.5	< 0.5
1.2.4-Trimethylbenzene	0.5	Total ug	< 0.5	< 0.5	< 0.5	< 0.5
1.3-Dichloropropane	0.5	Total ug	< 0.5	< 0.5	< 0.5	< 0.5
1.3.5-Trimethylbenzene	0.5	Total ug	< 0.5	< 0.5	< 0.5	< 0.5

Client Sample ID			SV21-FRONT	SV21-BACK	SV22-FRONT	SV22-BACK
Sample Matrix			Air	Air	Air	Air
Eurofins Sample No.			S24-Fe0045107	S24-Fe0045108	S24-Fe0045109	S24-Fe0045110
Date Sampled			Feb 14, 2024	Feb 14, 2024	Feb 14, 2024	Feb 14, 2024
Test/Reference	LOR	Unit				
VOCs in Ambient Air by GC/MS						
2-Chlorotoluene	0.5	Total ug	< 0.5	< 0.5	< 0.5	< 0.5
2.2-Dichloropropane	0.5	Total ug	< 0.5	< 0.5	< 0.5	< 0.5
4-Chlorotoluene	0.5	Total ug	< 0.5	< 0.5	< 0.5	< 0.5
Benzene	0.5	Total ug	< 0.5	< 0.5	< 0.5	< 0.5
Bromochloromethane	0.5	Total ug	< 0.5	< 0.5	< 0.5	< 0.5
Bromodichloromethane	0.5	Total ug	< 0.5	< 0.5	< 0.5	< 0.5
Bromoform	0.5	Total ug	< 0.5	< 0.5	< 0.5	< 0.5
Carbon Tetrachloride	0.5	Total ug	< 0.5	< 0.5	< 0.5	< 0.5
Chlorobenzene	0.5	Total ug	< 0.5	< 0.5	< 0.5	< 0.5
Chloroform	0.5	Total ug	< 0.5	< 0.5	< 0.5	< 0.5
cis-1.2-Dichloroethene	0.5	Total ug	< 0.5	< 0.5	< 0.5	< 0.5
cis-1.3-Dichloropropene	0.5	Total ug	< 0.5	< 0.5	< 0.5	< 0.5
Dibromochloromethane	0.5	Total ug	< 0.5	< 0.5	< 0.5	< 0.5
Dibromomethane	0.5	Total ug	< 0.5	< 0.5	< 0.5	< 0.5
Ethylbenzene	0.5	Total ug	< 0.5	< 0.5	< 0.5	< 0.5
Isopropyl benzene (Cumene)	0.5	Total ug	< 0.5	< 0.5	< 0.5	< 0.5
n-Butylbenzene	0.5	Total ug	< 0.5	< 0.5	< 0.5	< 0.5
n-Propylbenzene	0.5	Total ug	< 0.5	< 0.5	< 0.5	< 0.5
Naphthalene	0.5	Total ug	< 0.5	< 0.5	< 0.5	< 0.5
p-Isopropyltoluene	0.5	Total ug	< 0.5	< 0.5	< 0.5	< 0.5
sec-Butylbenzene	0.5	Total ug	< 0.5	< 0.5	< 0.5	< 0.5
Styrene	5	Total ug	< 5	< 5	< 5	< 5
tert-Butylbenzene	0.5	Total ug	< 0.5	< 0.5	< 0.5	< 0.5
Tetrachloroethene	0.5	Total ug	< 0.5	< 0.5	< 0.5	< 0.5
Toluene	0.5	Total ug	1.1	< 0.5	< 0.5	< 0.5
trans-1.3-Dichloropropene	0.5	Total ug	< 0.5	< 0.5	< 0.5	< 0.5
Trichloroethene	0.5	Total ug	< 0.5	< 0.5	< 0.5	< 0.5
Trichlorofluoromethane	0.5	Total ug	< 0.5	< 0.5	< 0.5	< 0.5
Vinyl chloride	0.5	Total ug	< 0.5	< 0.5	< 0.5	< 0.5
Xylenes - Total*	1.5	Total ug	< 1.5	< 1.5	< 1.5	< 1.5
Fluorobenzene (surr.)	1	%	101	101	100	103
4-Bromofluorobenzene (surr.)	1	%	100	99	97	98
Dibromofluoromethane (surr.)	1	%	106	107	105	106
1.2-Dichlorobenzene	0.5	Total ug	< 0.5	< 0.5	< 0.5	< 0.5
1.2.3-Trichlorobenzene	0.5	Total ug	< 0.5	< 0.5	< 0.5	< 0.5
1.2.4-Trichlorobenzene	0.5	Total ug	< 0.5	< 0.5	< 0.5	< 0.5
1.3-Dichlorobenzene	0.5	Total ug	< 0.5	< 0.5	< 0.5	< 0.5
1.4-Dichlorobenzene	0.5	Total ug	< 0.5	< 0.5	< 0.5	< 0.5
Hexachlorobutadiene	0.5	Total ug	< 0.5	< 0.5	< 0.5	< 0.5
Total Recoverable Hydrocarbons						
TRH C6-C10	20	Total ug	< 20	< 20	< 20	< 20
TRH C6-C10 less BTEX (F1)[N04]	20	Total ug	< 20	< 20	< 20	< 20
TRH >C10-C16	20	Total ug	< 20	< 20	< 20	< 20
TRH >C10-C16 less Naphthalene (F2)[N01]	20	Total ug	< 20	< 20	< 20	< 20

Client Sample ID			SV23-FRONT	SV23-BACK	SV24-FRONT	SV24-BACK
Sample Matrix			Air	Air	Air	Air
Eurofins Sample No.			S24-Fe0045111	S24-Fe0045112	S24-Fe0045113	S24-Fe0045114
Date Sampled			Feb 14, 2024	Feb 14, 2024	Feb 14, 2024	Feb 14, 2024
Test/Reference	LOR	Unit				
Alcohols						
Isopropanol	10	Total ug	< 10	< 10	< 10	< 10
VOCs in Ambient Air by GC/MS						
1.1-Dichloroethane	0.5	Total ug	< 0.5	< 0.5	< 0.5	< 0.5
1.1-Dichloroethene	0.5	Total ug	< 0.5	< 0.5	< 0.5	< 0.5
1.1-Dichloropropene	0.5	Total ug	< 0.5	< 0.5	< 0.5	< 0.5
1.1.1-Trichloroethane	0.5	Total ug	< 0.5	< 0.5	< 0.5	< 0.5
1.1.1.2-Tetrachloroethane	0.5	Total ug	< 0.5	< 0.5	< 0.5	< 0.5
1.1.2-Trichloroethane	0.5	Total ug	< 0.5	< 0.5	< 0.5	< 0.5
1.1.2.2-Tetrachloroethane	0.5	Total ug	< 0.5	< 0.5	< 0.5	< 0.5
1.2-Dibromo-3-chloropropane	0.5	Total ug	< 0.5	< 0.5	< 0.5	< 0.5
1.2-Dibromoethane	0.5	Total ug	< 0.5	< 0.5	< 0.5	< 0.5
1.2-Dichloroethane	0.5	Total ug	< 0.5	< 0.5	< 0.5	< 0.5
1.2-Dichloropropane	0.5	Total ug	< 0.5	< 0.5	< 0.5	< 0.5
1.2.3-Trichloropropane	0.5	Total ug	< 0.5	< 0.5	< 0.5	< 0.5
1.2.4-Trimethylbenzene	0.5	Total ug	< 0.5	< 0.5	< 0.5	< 0.5
1.3-Dichloropropane	0.5	Total ug	< 0.5	< 0.5	< 0.5	< 0.5
1.3.5-Trimethylbenzene	0.5	Total ug	< 0.5	< 0.5	< 0.5	< 0.5
2-Chlorotoluene	0.5	Total ug	< 0.5	< 0.5	< 0.5	< 0.5
2.2-Dichloropropane	0.5	Total ug	< 0.5	< 0.5	< 0.5	< 0.5
4-Chlorotoluene	0.5	Total ug	< 0.5	< 0.5	< 0.5	< 0.5
Benzene	0.5	Total ug	< 0.5	< 0.5	< 0.5	< 0.5
Bromochloromethane	0.5	Total ug	< 0.5	< 0.5	< 0.5	< 0.5
Bromodichloromethane	0.5	Total ug	< 0.5	< 0.5	< 0.5	< 0.5
Bromoform	0.5	Total ug	< 0.5	< 0.5	< 0.5	< 0.5
Carbon Tetrachloride	0.5	Total ug	< 0.5	< 0.5	< 0.5	< 0.5
Chlorobenzene	0.5	Total ug	< 0.5	< 0.5	< 0.5	< 0.5
Chloroform	0.5	Total ug	< 0.5	< 0.5	< 0.5	< 0.5
cis-1.2-Dichloroethene	0.5	Total ug	< 0.5	< 0.5	< 0.5	< 0.5
cis-1.3-Dichloropropene	0.5	Total ug	< 0.5	< 0.5	< 0.5	< 0.5
Dibromochloromethane	0.5	Total ug	< 0.5	< 0.5	< 0.5	< 0.5
Dibromomethane	0.5	Total ug	< 0.5	< 0.5	< 0.5	< 0.5
Ethylbenzene	0.5	Total ug	< 0.5	< 0.5	< 0.5	< 0.5
Isopropyl benzene (Cumene)	0.5	Total ug	< 0.5	< 0.5	< 0.5	< 0.5
n-Butylbenzene	0.5	Total ug	< 0.5	< 0.5	< 0.5	< 0.5
n-Propylbenzene	0.5	Total ug	< 0.5	< 0.5	< 0.5	< 0.5
Naphthalene	0.5	Total ug	< 0.5	< 0.5	< 0.5	< 0.5
p-Isopropyltoluene	0.5	Total ug	< 0.5	< 0.5	< 0.5	< 0.5
sec-Butylbenzene	0.5	Total ug	< 0.5	< 0.5	< 0.5	< 0.5
Styrene	5	Total ug	< 5	< 5	< 5	< 5
tert-Butylbenzene	0.5	Total ug	< 0.5	< 0.5	< 0.5	< 0.5
Tetrachloroethene	0.5	Total ug	< 0.5	< 0.5	< 0.5	< 0.5
Toluene	0.5	Total ug	< 0.5	< 0.5	0.8	< 0.5
trans-1.3-Dichloropropene	0.5	Total ug	< 0.5	< 0.5	< 0.5	< 0.5
Trichloroethene	0.5	Total ug	< 0.5	< 0.5	< 0.5	< 0.5
Trichlorofluoromethane	0.5	Total ug	< 0.5	< 0.5	< 0.5	< 0.5
Vinyl chloride	0.5	Total ug	< 0.5	< 0.5	< 0.5	< 0.5
Xylenes - Total*	1.5	Total ug	< 1.5	< 1.5	< 1.5	< 1.5
Fluorobenzene (surr.)	1	%	102	102	100	102
4-Bromofluorobenzene (surr.)	1	%	98	99	98	99

Client Sample ID			SV23-FRONT	SV23-BACK	SV24-FRONT	SV24-BACK
Sample Matrix			Air	Air	Air	Air
Eurofins Sample No.			S24-Fe0045111	S24-Fe0045112	S24-Fe0045113	S24-Fe0045114
Date Sampled			Feb 14, 2024	Feb 14, 2024	Feb 14, 2024	Feb 14, 2024
Test/Reference	LOR	Unit				
VOCs in Ambient Air by GC/MS						
Dibromofluoromethane (surr.)	1	%	106	106	106	106
1.2-Dichlorobenzene	0.5	Total ug	< 0.5	< 0.5	< 0.5	< 0.5
1.2.3-Trichlorobenzene	0.5	Total ug	< 0.5	< 0.5	< 0.5	< 0.5
1.2.4-Trichlorobenzene	0.5	Total ug	< 0.5	< 0.5	< 0.5	< 0.5
1.3-Dichlorobenzene	0.5	Total ug	< 0.5	< 0.5	< 0.5	< 0.5
1.4-Dichlorobenzene	0.5	Total ug	< 0.5	< 0.5	< 0.5	< 0.5
Hexachlorobutadiene	0.5	Total ug	< 0.5	< 0.5	< 0.5	< 0.5
Total Recoverable Hydrocarbons						
TRH C6-C10	20	Total ug	< 20	< 20	< 20	< 20
TRH C6-C10 less BTEX (F1)[N04]	20	Total ug	< 20	< 20	< 20	< 20
TRH >C10-C16	20	Total ug	< 20	< 20	< 20	< 20
TRH >C10-C16 less Naphthalene (F2)[N01]	20	Total ug	< 20	< 20	< 20	< 20

Client Sample ID			SV25-FRONT	SV25-BACK	SV26-FRONT	SV26-BACK
Sample Matrix			Air	Air	Air	Air
Eurofins Sample No.			S24-Fe0045115	S24-Fe0045116	S24-Fe0045117	S24-Fe0045118
Date Sampled			Feb 14, 2024	Feb 14, 2024	Feb 14, 2024	Feb 14, 2024
Test/Reference	LOR	Unit				
Alcohols						
Isopropanol	10	Total ug	< 10	< 10	< 10	< 10
VOCs in Ambient Air by GC/MS						
1.1-Dichloroethane	0.5	Total ug	< 0.5	< 0.5	< 0.5	< 0.5
1.1-Dichloroethene	0.5	Total ug	< 0.5	< 0.5	< 0.5	< 0.5
1.1-Dichloropropene	0.5	Total ug	< 0.5	< 0.5	< 0.5	< 0.5
1.1.1-Trichloroethane	0.5	Total ug	< 0.5	< 0.5	< 0.5	< 0.5
1.1.1.2-Tetrachloroethane	0.5	Total ug	< 0.5	< 0.5	< 0.5	< 0.5
1.1.2-Trichloroethane	0.5	Total ug	< 0.5	< 0.5	< 0.5	< 0.5
1.1.2.2-Tetrachloroethane	0.5	Total ug	< 0.5	< 0.5	< 0.5	< 0.5
1.2-Dibromo-3-chloropropane	0.5	Total ug	< 0.5	< 0.5	< 0.5	< 0.5
1.2-Dibromoethane	0.5	Total ug	< 0.5	< 0.5	< 0.5	< 0.5
1.2-Dichloroethane	0.5	Total ug	< 0.5	< 0.5	< 0.5	< 0.5
1.2-Dichloropropane	0.5	Total ug	< 0.5	< 0.5	< 0.5	< 0.5
1.2.3-Trichloropropane	0.5	Total ug	< 0.5	< 0.5	< 0.5	< 0.5
1.2.4-Trimethylbenzene	0.5	Total ug	< 0.5	< 0.5	< 0.5	< 0.5
1.3-Dichloropropane	0.5	Total ug	< 0.5	< 0.5	< 0.5	< 0.5
1.3.5-Trimethylbenzene	0.5	Total ug	< 0.5	< 0.5	< 0.5	< 0.5
2-Chlorotoluene	0.5	Total ug	< 0.5	< 0.5	< 0.5	< 0.5
2.2-Dichloropropane	0.5	Total ug	< 0.5	< 0.5	< 0.5	< 0.5
4-Chlorotoluene	0.5	Total ug	< 0.5	< 0.5	< 0.5	< 0.5
Benzene	0.5	Total ug	< 0.5	< 0.5	< 0.5	< 0.5
Bromochloromethane	0.5	Total ug	< 0.5	< 0.5	< 0.5	< 0.5
Bromodichloromethane	0.5	Total ug	< 0.5	< 0.5	< 0.5	< 0.5
Bromoform	0.5	Total ug	< 0.5	< 0.5	< 0.5	< 0.5
Carbon Tetrachloride	0.5	Total ug	< 0.5	< 0.5	< 0.5	< 0.5
Chlorobenzene	0.5	Total ug	< 0.5	< 0.5	< 0.5	< 0.5
Chloroform	0.5	Total ug	< 0.5	< 0.5	< 0.5	< 0.5
cis-1.2-Dichloroethene	0.5	Total ug	< 0.5	< 0.5	< 0.5	< 0.5
cis-1.3-Dichloropropene	0.5	Total ug	< 0.5	< 0.5	< 0.5	< 0.5

Client Sample ID			SV25-FRONT	SV25-BACK	SV26-FRONT	SV26-BACK
Sample Matrix			Air	Air	Air	Air
Eurofins Sample No.			S24-Fe0045115	S24-Fe0045116	S24-Fe0045117	S24-Fe0045118
Date Sampled			Feb 14, 2024	Feb 14, 2024	Feb 14, 2024	Feb 14, 2024
Test/Reference	LOR	Unit				
VOCs in Ambient Air by GC/MS						
Dibromochloromethane	0.5	Total ug	< 0.5	< 0.5	< 0.5	< 0.5
Dibromomethane	0.5	Total ug	< 0.5	< 0.5	< 0.5	< 0.5
Ethylbenzene	0.5	Total ug	< 0.5	< 0.5	< 0.5	< 0.5
Isopropyl benzene (Cumene)	0.5	Total ug	< 0.5	< 0.5	< 0.5	< 0.5
n-Butylbenzene	0.5	Total ug	< 0.5	< 0.5	< 0.5	< 0.5
n-Propylbenzene	0.5	Total ug	< 0.5	< 0.5	< 0.5	< 0.5
Naphthalene	0.5	Total ug	< 0.5	< 0.5	< 0.5	< 0.5
p-Isopropyltoluene	0.5	Total ug	< 0.5	< 0.5	< 0.5	< 0.5
sec-Butylbenzene	0.5	Total ug	< 0.5	< 0.5	< 0.5	< 0.5
Styrene	5	Total ug	< 5	< 5	< 5	< 5
tert-Butylbenzene	0.5	Total ug	< 0.5	< 0.5	< 0.5	< 0.5
Tetrachloroethene	0.5	Total ug	< 0.5	< 0.5	< 0.5	< 0.5
Toluene	0.5	Total ug	0.8	< 0.5	< 0.5	< 0.5
trans-1.3-Dichloropropene	0.5	Total ug	< 0.5	< 0.5	< 0.5	< 0.5
Trichloroethene	0.5	Total ug	1.1	< 0.5	< 0.5	< 0.5
Trichlorofluoromethane	0.5	Total ug	< 0.5	< 0.5	< 0.5	< 0.5
Vinyl chloride	0.5	Total ug	< 0.5	< 0.5	< 0.5	< 0.5
Xylenes - Total*	1.5	Total ug	< 1.5	< 1.5	< 1.5	< 1.5
Fluorobenzene (surr.)	1	%	102	102	99	100
4-Bromofluorobenzene (surr.)	1	%	95	98	98	100
Dibromofluoromethane (surr.)	1	%	106	107	106	105
1.2-Dichlorobenzene	0.5	Total ug	< 0.5	< 0.5	< 0.5	< 0.5
1.2.3-Trichlorobenzene	0.5	Total ug	< 0.5	< 0.5	< 0.5	< 0.5
1.2.4-Trichlorobenzene	0.5	Total ug	< 0.5	< 0.5	< 0.5	< 0.5
1.3-Dichlorobenzene	0.5	Total ug	< 0.5	< 0.5	< 0.5	< 0.5
1.4-Dichlorobenzene	0.5	Total ug	< 0.5	< 0.5	< 0.5	< 0.5
Hexachlorobutadiene	0.5	Total ug	< 0.5	< 0.5	< 0.5	< 0.5
Total Recoverable Hydrocarbons						
TRH C6-C10	20	Total ug	< 20	< 20	< 20	25
TRH C6-C10 less BTEX (F1)[N04]	20	Total ug	< 20	< 20	< 20	25
TRH >C10-C16	20	Total ug	< 20	< 20	< 20	< 20
TRH >C10-C16 less Naphthalene (F2)[N01]	20	Total ug	< 20	< 20	< 20	< 20

Client Sample ID			SV27-FRONT	SV27-BACK	SV28-FRONT	SV28-BACK
Sample Matrix			Air	Air	Air	Air
Eurofins Sample No.			S24-Fe0045119	S24-Fe0045120	S24-Fe0045121	S24-Fe0045122
Date Sampled			Feb 14, 2024	Feb 14, 2024	Feb 14, 2024	Feb 14, 2024
Test/Reference	LOR	Unit				
Alcohols						
Isopropanol	10	Total ug	< 10	< 10	< 10	< 10
VOCs in Ambient Air by GC/MS						
1.1-Dichloroethane	0.5	Total ug	< 0.5	< 0.5	< 0.5	< 0.5
1.1-Dichloroethene	0.5	Total ug	< 0.5	< 0.5	< 0.5	< 0.5
1.1-Dichloropropene	0.5	Total ug	< 0.5	< 0.5	< 0.5	< 0.5
1.1.1-Trichloroethane	0.5	Total ug	< 0.5	< 0.5	< 0.5	< 0.5
1.1.1.2-Tetrachloroethane	0.5	Total ug	< 0.5	< 0.5	< 0.5	< 0.5
1.1.2-Trichloroethane	0.5	Total ug	< 0.5	< 0.5	< 0.5	< 0.5
1.1.2.2-Tetrachloroethane	0.5	Total ug	< 0.5	< 0.5	< 0.5	< 0.5

Client Sample ID			SV27-FRONT	SV27-BACK	SV28-FRONT	SV28-BACK
Sample Matrix			Air	Air	Air	Air
Eurofins Sample No.			S24-Fe0045119	S24-Fe0045120	S24-Fe0045121	S24-Fe0045122
Date Sampled			Feb 14, 2024	Feb 14, 2024	Feb 14, 2024	Feb 14, 2024
Test/Reference	LOR	Unit				
VOCs in Ambient Air by GC/MS						
1.2-Dibromo-3-chloropropane	0.5	Total ug	< 0.5	< 0.5	< 0.5	< 0.5
1.2-Dibromoethane	0.5	Total ug	< 0.5	< 0.5	< 0.5	< 0.5
1.2-Dichloroethane	0.5	Total ug	< 0.5	< 0.5	< 0.5	< 0.5
1.2-Dichloropropane	0.5	Total ug	< 0.5	< 0.5	< 0.5	< 0.5
1.2.3-Trichloropropane	0.5	Total ug	< 0.5	< 0.5	< 0.5	< 0.5
1.2.4-Trimethylbenzene	0.5	Total ug	< 0.5	< 0.5	< 0.5	< 0.5
1.3-Dichloropropane	0.5	Total ug	< 0.5	< 0.5	< 0.5	< 0.5
1.3.5-Trimethylbenzene	0.5	Total ug	< 0.5	< 0.5	< 0.5	< 0.5
2-Chlorotoluene	0.5	Total ug	< 0.5	< 0.5	< 0.5	< 0.5
2.2-Dichloropropane	0.5	Total ug	< 0.5	< 0.5	< 0.5	< 0.5
4-Chlorotoluene	0.5	Total ug	< 0.5	< 0.5	< 0.5	< 0.5
Benzene	0.5	Total ug	0.6	< 0.5	< 0.5	< 0.5
Bromochloromethane	0.5	Total ug	< 0.5	< 0.5	< 0.5	< 0.5
Bromodichloromethane	0.5	Total ug	< 0.5	< 0.5	< 0.5	< 0.5
Bromoform	0.5	Total ug	< 0.5	< 0.5	< 0.5	< 0.5
Carbon Tetrachloride	0.5	Total ug	< 0.5	< 0.5	< 0.5	< 0.5
Chlorobenzene	0.5	Total ug	< 0.5	< 0.5	< 0.5	< 0.5
Chloroform	0.5	Total ug	< 0.5	< 0.5	< 0.5	< 0.5
cis-1.2-Dichloroethene	0.5	Total ug	< 0.5	< 0.5	< 0.5	< 0.5
cis-1.3-Dichloropropene	0.5	Total ug	< 0.5	< 0.5	< 0.5	< 0.5
Dibromochloromethane	0.5	Total ug	< 0.5	< 0.5	< 0.5	< 0.5
Dibromomethane	0.5	Total ug	< 0.5	< 0.5	< 0.5	< 0.5
Ethylbenzene	0.5	Total ug	< 0.5	< 0.5	< 0.5	< 0.5
Isopropyl benzene (Cumene)	0.5	Total ug	< 0.5	< 0.5	< 0.5	< 0.5
n-Butylbenzene	0.5	Total ug	< 0.5	< 0.5	< 0.5	< 0.5
n-Propylbenzene	0.5	Total ug	< 0.5	< 0.5	< 0.5	< 0.5
Naphthalene	0.5	Total ug	< 0.5	< 0.5	< 0.5	< 0.5
p-Isopropyltoluene	0.5	Total ug	< 0.5	< 0.5	< 0.5	< 0.5
sec-Butylbenzene	0.5	Total ug	< 0.5	< 0.5	< 0.5	< 0.5
Styrene	5	Total ug	< 5	< 5	< 5	< 5
tert-Butylbenzene	0.5	Total ug	< 0.5	< 0.5	< 0.5	< 0.5
Tetrachloroethene	0.5	Total ug	< 0.5	< 0.5	< 0.5	< 0.5
Toluene	0.5	Total ug	1.3	< 0.5	1.0	< 0.5
trans-1.3-Dichloropropene	0.5	Total ug	< 0.5	< 0.5	< 0.5	< 0.5
Trichloroethene	0.5	Total ug	< 0.5	< 0.5	< 0.5	< 0.5
Trichlorofluoromethane	0.5	Total ug	< 0.5	< 0.5	< 0.5	< 0.5
Vinyl chloride	0.5	Total ug	< 0.5	< 0.5	< 0.5	< 0.5
Xylenes - Total*	1.5	Total ug	< 1.5	< 1.5	< 1.5	< 1.5
Fluorobenzene (surr.)	1	%	102	103	102	103
4-Bromofluorobenzene (surr.)	1	%	97	98	97	96
Dibromofluoromethane (surr.)	1	%	106	107	106	106
1.2-Dichlorobenzene	0.5	Total ug	< 0.5	< 0.5	< 0.5	< 0.5
1.2.3-Trichlorobenzene	0.5	Total ug	< 0.5	< 0.5	< 0.5	< 0.5
1.2.4-Trichlorobenzene	0.5	Total ug	< 0.5	< 0.5	< 0.5	< 0.5
1.3-Dichlorobenzene	0.5	Total ug	< 0.5	< 0.5	< 0.5	< 0.5
1.4-Dichlorobenzene	0.5	Total ug	< 0.5	< 0.5	< 0.5	< 0.5
Hexachlorobutadiene	0.5	Total ug	< 0.5	< 0.5	< 0.5	< 0.5

Client Sample ID			SV27-FRONT	SV27-BACK	SV28-FRONT	SV28-BACK
Sample Matrix			Air	Air	Air	Air
Eurofins Sample No.			S24-Fe0045119	S24-Fe0045120	S24-Fe0045121	S24-Fe0045122
Date Sampled			Feb 14, 2024	Feb 14, 2024	Feb 14, 2024	Feb 14, 2024
Test/Reference	LOR	Unit				
Total Recoverable Hydrocarbons						
TRH C6-C10	20	Total ug	35	28	40	27
TRH C6-C10 less BTEX (F1)[N04]	20	Total ug	33	28	39	27
TRH >C10-C16	20	Total ug	< 20	< 20	< 20	< 20
TRH >C10-C16 less Naphthalene (F2)[N01]	20	Total ug	< 20	< 20	< 20	< 20

Client Sample ID			SV29-FRONT	SV29-BACK	SV30-FRONT	SV30-BACK
Sample Matrix			Air	Air	Air	Air
Eurofins Sample No.			S24-Fe0045123	S24-Fe0045124	S24-Fe0045125	S24-Fe0045126
Date Sampled			Feb 14, 2024	Feb 14, 2024	Feb 14, 2024	Feb 14, 2024
Test/Reference	LOR	Unit				
Alcohols						
Isopropanol	10	Total ug	< 10	< 10	< 10	< 10
VOCs in Ambient Air by GC/MS						
1.1-Dichloroethane	0.5	Total ug	< 0.5	< 0.5	< 0.5	< 0.5
1.1-Dichloroethene	0.5	Total ug	< 0.5	< 0.5	< 0.5	< 0.5
1.1-Dichloropropene	0.5	Total ug	< 0.5	< 0.5	< 0.5	< 0.5
1.1.1-Trichloroethane	0.5	Total ug	< 0.5	< 0.5	< 0.5	< 0.5
1.1.1.2-Tetrachloroethane	0.5	Total ug	< 0.5	< 0.5	< 0.5	< 0.5
1.1.2-Trichloroethane	0.5	Total ug	< 0.5	< 0.5	< 0.5	< 0.5
1.1.2.2-Tetrachloroethane	0.5	Total ug	< 0.5	< 0.5	< 0.5	< 0.5
1.2-Dibromo-3-chloropropane	0.5	Total ug	< 0.5	< 0.5	< 0.5	< 0.5
1.2-Dibromoethane	0.5	Total ug	< 0.5	< 0.5	< 0.5	< 0.5
1.2-Dichloroethane	0.5	Total ug	< 0.5	< 0.5	< 0.5	< 0.5
1.2-Dichloropropane	0.5	Total ug	< 0.5	< 0.5	< 0.5	< 0.5
1.2.3-Trichloropropane	0.5	Total ug	< 0.5	< 0.5	< 0.5	< 0.5
1.2.4-Trimethylbenzene	0.5	Total ug	< 0.5	< 0.5	< 0.5	< 0.5
1.3-Dichloropropane	0.5	Total ug	< 0.5	< 0.5	< 0.5	< 0.5
1.3.5-Trimethylbenzene	0.5	Total ug	< 0.5	< 0.5	< 0.5	< 0.5
2-Chlorotoluene	0.5	Total ug	< 0.5	< 0.5	< 0.5	< 0.5
2.2-Dichloropropane	0.5	Total ug	< 0.5	< 0.5	< 0.5	< 0.5
4-Chlorotoluene	0.5	Total ug	< 0.5	< 0.5	< 0.5	< 0.5
Benzene	0.5	Total ug	< 0.5	< 0.5	< 0.5	< 0.5
Bromochloromethane	0.5	Total ug	< 0.5	< 0.5	< 0.5	< 0.5
Bromodichloromethane	0.5	Total ug	< 0.5	< 0.5	< 0.5	< 0.5
Bromoform	0.5	Total ug	< 0.5	< 0.5	< 0.5	< 0.5
Carbon Tetrachloride	0.5	Total ug	< 0.5	< 0.5	< 0.5	< 0.5
Chlorobenzene	0.5	Total ug	< 0.5	< 0.5	< 0.5	< 0.5
Chloroform	0.5	Total ug	< 0.5	< 0.5	8.5	< 0.5
cis-1.2-Dichloroethene	0.5	Total ug	< 0.5	< 0.5	< 0.5	< 0.5
cis-1.3-Dichloropropene	0.5	Total ug	< 0.5	< 0.5	< 0.5	< 0.5
Dibromochloromethane	0.5	Total ug	< 0.5	< 0.5	< 0.5	< 0.5
Dibromomethane	0.5	Total ug	< 0.5	< 0.5	< 0.5	< 0.5
Ethylbenzene	0.5	Total ug	< 0.5	< 0.5	< 0.5	< 0.5
Isopropyl benzene (Cumene)	0.5	Total ug	< 0.5	< 0.5	< 0.5	< 0.5
n-Butylbenzene	0.5	Total ug	< 0.5	< 0.5	< 0.5	< 0.5
n-Propylbenzene	0.5	Total ug	< 0.5	< 0.5	< 0.5	< 0.5
Naphthalene	0.5	Total ug	< 0.5	< 0.5	< 0.5	< 0.5
p-Isopropyltoluene	0.5	Total ug	< 0.5	< 0.5	< 0.5	< 0.5

Client Sample ID			SV29-FRONT	SV29-BACK	SV30-FRONT	SV30-BACK
Sample Matrix			Air	Air	Air	Air
Eurofins Sample No.			S24-Fe0045123	S24-Fe0045124	S24-Fe0045125	S24-Fe0045126
Date Sampled			Feb 14, 2024	Feb 14, 2024	Feb 14, 2024	Feb 14, 2024
Test/Reference	LOR	Unit				
VOCs in Ambient Air by GC/MS						
sec-Butylbenzene	0.5	Total ug	< 0.5	< 0.5	< 0.5	< 0.5
Styrene	5	Total ug	< 5	< 5	< 5	< 5
tert-Butylbenzene	0.5	Total ug	< 0.5	< 0.5	< 0.5	< 0.5
Tetrachloroethene	0.5	Total ug	< 0.5	< 0.5	< 0.5	< 0.5
Toluene	0.5	Total ug	0.9	< 0.5	< 0.5	< 0.5
trans-1.3-Dichloropropene	0.5	Total ug	< 0.5	< 0.5	< 0.5	< 0.5
Trichloroethene	0.5	Total ug	< 0.5	< 0.5	< 0.5	< 0.5
Trichlorofluoromethane	0.5	Total ug	< 0.5	< 0.5	< 0.5	< 0.5
Vinyl chloride	0.5	Total ug	< 0.5	< 0.5	< 0.5	< 0.5
Xylenes - Total*	1.5	Total ug	< 1.5	< 1.5	< 1.5	< 1.5
Fluorobenzene (surr.)	1	%	101	102	100	102
4-Bromofluorobenzene (surr.)	1	%	96	100	97	99
Dibromofluoromethane (surr.)	1	%	106	106	107	106
1.2-Dichlorobenzene	0.5	Total ug	< 0.5	< 0.5	< 0.5	< 0.5
1.2.3-Trichlorobenzene	0.5	Total ug	< 0.5	< 0.5	< 0.5	< 0.5
1.2.4-Trichlorobenzene	0.5	Total ug	< 0.5	< 0.5	< 0.5	< 0.5
1.3-Dichlorobenzene	0.5	Total ug	< 0.5	< 0.5	< 0.5	< 0.5
1.4-Dichlorobenzene	0.5	Total ug	< 0.5	< 0.5	< 0.5	< 0.5
Hexachlorobutadiene	0.5	Total ug	< 0.5	< 0.5	< 0.5	< 0.5
Total Recoverable Hydrocarbons						
TRH C6-C10	20	Total ug	< 20	< 20	< 20	< 20
TRH C6-C10 less BTEX (F1)[N04]	20	Total ug	< 20	< 20	< 20	< 20
TRH >C10-C16	20	Total ug	< 20	< 20	< 20	< 20
TRH >C10-C16 less Naphthalene (F2)[N01]	20	Total ug	< 20	< 20	< 20	< 20

Client Sample ID			SV31-FRONT	SV31-BACK	SV32-FRONT	SV32-BACK
Sample Matrix			Air	Air	Air	Air
Eurofins Sample No.			S24-Fe0045127	S24-Fe0045128	S24-Fe0045129	S24-Fe0045130
Date Sampled			Feb 14, 2024	Feb 14, 2024	Feb 14, 2024	Feb 14, 2024
Test/Reference	LOR	Unit				
Alcohols						
Isopropanol	10	Total ug	< 10	< 10	< 10	< 10
VOCs in Ambient Air by GC/MS						
1.1-Dichloroethane	0.5	Total ug	< 0.5	< 0.5	< 0.5	< 0.5
1.1-Dichloroethene	0.5	Total ug	< 0.5	< 0.5	< 0.5	< 0.5
1.1-Dichloropropene	0.5	Total ug	< 0.5	< 0.5	< 0.5	< 0.5
1.1.1-Trichloroethane	0.5	Total ug	< 0.5	< 0.5	< 0.5	< 0.5
1.1.1.2-Tetrachloroethane	0.5	Total ug	< 0.5	< 0.5	< 0.5	< 0.5
1.1.2-Trichloroethane	0.5	Total ug	< 0.5	< 0.5	< 0.5	< 0.5
1.1.2.2-Tetrachloroethane	0.5	Total ug	< 0.5	< 0.5	< 0.5	< 0.5
1.2-Dibromo-3-chloropropane	0.5	Total ug	< 0.5	< 0.5	< 0.5	< 0.5
1.2-Dibromoethane	0.5	Total ug	< 0.5	< 0.5	< 0.5	< 0.5
1.2-Dichloroethane	0.5	Total ug	< 0.5	< 0.5	< 0.5	< 0.5
1.2-Dichloropropane	0.5	Total ug	< 0.5	< 0.5	< 0.5	< 0.5
1.2.3-Trichloropropane	0.5	Total ug	< 0.5	< 0.5	< 0.5	< 0.5
1.2.4-Trimethylbenzene	0.5	Total ug	< 0.5	< 0.5	< 0.5	< 0.5
1.3-Dichloropropane	0.5	Total ug	0.5	< 0.5	< 0.5	< 0.5
1.3.5-Trimethylbenzene	0.5	Total ug	< 0.5	< 0.5	< 0.5	< 0.5

Client Sample ID			SV31-FRONT	SV31-BACK	SV32-FRONT	SV32-BACK
Sample Matrix			Air	Air	Air	Air
Eurofins Sample No.			S24-Fe0045127	S24-Fe0045128	S24-Fe0045129	S24-Fe0045130
Date Sampled			Feb 14, 2024	Feb 14, 2024	Feb 14, 2024	Feb 14, 2024
Test/Reference	LOR	Unit				
VOCs in Ambient Air by GC/MS						
2-Chlorotoluene	0.5	Total ug	< 0.5	< 0.5	< 0.5	< 0.5
2.2-Dichloropropane	0.5	Total ug	< 0.5	< 0.5	< 0.5	< 0.5
4-Chlorotoluene	0.5	Total ug	< 0.5	< 0.5	< 0.5	< 0.5
Benzene	0.5	Total ug	< 0.5	< 0.5	< 0.5	< 0.5
Bromochloromethane	0.5	Total ug	< 0.5	< 0.5	< 0.5	< 0.5
Bromodichloromethane	0.5	Total ug	< 0.5	< 0.5	< 0.5	< 0.5
Bromoform	0.5	Total ug	< 0.5	< 0.5	< 0.5	< 0.5
Carbon Tetrachloride	0.5	Total ug	< 0.5	< 0.5	< 0.5	< 0.5
Chlorobenzene	0.5	Total ug	< 0.5	< 0.5	< 0.5	< 0.5
Chloroform	0.5	Total ug	< 0.5	< 0.5	< 0.5	< 0.5
cis-1.2-Dichloroethene	0.5	Total ug	< 0.5	< 0.5	< 0.5	< 0.5
cis-1.3-Dichloropropene	0.5	Total ug	< 0.5	< 0.5	< 0.5	< 0.5
Dibromochloromethane	0.5	Total ug	< 0.5	< 0.5	< 0.5	< 0.5
Dibromomethane	0.5	Total ug	< 0.5	< 0.5	< 0.5	< 0.5
Ethylbenzene	0.5	Total ug	< 0.5	< 0.5	< 0.5	< 0.5
Isopropyl benzene (Cumene)	0.5	Total ug	< 0.5	< 0.5	< 0.5	< 0.5
n-Butylbenzene	0.5	Total ug	< 0.5	< 0.5	< 0.5	< 0.5
n-Propylbenzene	0.5	Total ug	< 0.5	< 0.5	< 0.5	< 0.5
Naphthalene	0.5	Total ug	< 0.5	< 0.5	< 0.5	< 0.5
p-Isopropyltoluene	0.5	Total ug	< 0.5	< 0.5	< 0.5	< 0.5
sec-Butylbenzene	0.5	Total ug	< 0.5	< 0.5	< 0.5	< 0.5
Styrene	5	Total ug	< 5	< 5	< 5	< 5
tert-Butylbenzene	0.5	Total ug	< 0.5	< 0.5	< 0.5	< 0.5
Tetrachloroethene	0.5	Total ug	0.7	< 0.5	0.6	< 0.5
Toluene	0.5	Total ug	< 0.5	< 0.5	< 0.5	< 0.5
trans-1.3-Dichloropropene	0.5	Total ug	< 0.5	< 0.5	< 0.5	< 0.5
Trichloroethene	0.5	Total ug	< 0.5	< 0.5	< 0.5	< 0.5
Trichlorofluoromethane	0.5	Total ug	< 0.5	< 0.5	< 0.5	< 0.5
Vinyl chloride	0.5	Total ug	< 0.5	< 0.5	< 0.5	< 0.5
Xylenes - Total*	1.5	Total ug	< 1.5	< 1.5	< 1.5	< 1.5
Fluorobenzene (surr.)	1	%	101	102	101	102
4-Bromofluorobenzene (surr.)	1	%	98	98	96	98
Dibromofluoromethane (surr.)	1	%	105	105	106	106
1.2-Dichlorobenzene	0.5	Total ug	< 0.5	< 0.5	< 0.5	< 0.5
1.2.3-Trichlorobenzene	0.5	Total ug	< 0.5	< 0.5	< 0.5	< 0.5
1.2.4-Trichlorobenzene	0.5	Total ug	< 0.5	< 0.5	< 0.5	< 0.5
1.3-Dichlorobenzene	0.5	Total ug	< 0.5	< 0.5	< 0.5	< 0.5
1.4-Dichlorobenzene	0.5	Total ug	< 0.5	< 0.5	< 0.5	< 0.5
Hexachlorobutadiene	0.5	Total ug	< 0.5	< 0.5	< 0.5	< 0.5
Total Recoverable Hydrocarbons						
TRH C6-C10	20	Total ug	< 20	< 20	< 20	< 20
TRH C6-C10 less BTEX (F1)[N04]	20	Total ug	< 20	< 20	< 20	< 20
TRH >C10-C16	20	Total ug	< 20	< 20	< 20	< 20
TRH >C10-C16 less Naphthalene (F2)[N01]	20	Total ug	< 20	< 20	< 20	< 20

Client Sample ID			SV33-FRONT	SV33-BACK	SV34-FRONT	SV34-BACK
Sample Matrix			Air	Air	Air	Air
Eurofins Sample No.			S24-Fe0045131	S24-Fe0045132	S24-Fe0045133	S24-Fe0045134
Date Sampled			Feb 14, 2024	Feb 14, 2024	Feb 14, 2024	Feb 14, 2024
Test/Reference	LOR	Unit				
Alcohols						
Isopropanol	10	Total ug	< 10	< 10	< 10	< 10
VOCs in Ambient Air by GC/MS						
1.1-Dichloroethane	0.5	Total ug	< 0.5	< 0.5	< 0.5	< 0.5
1.1-Dichloroethene	0.5	Total ug	< 0.5	< 0.5	< 0.5	< 0.5
1.1-Dichloropropene	0.5	Total ug	< 0.5	< 0.5	< 0.5	< 0.5
1.1.1-Trichloroethane	0.5	Total ug	< 0.5	< 0.5	< 0.5	< 0.5
1.1.1.2-Tetrachloroethane	0.5	Total ug	< 0.5	< 0.5	< 0.5	< 0.5
1.1.2-Trichloroethane	0.5	Total ug	< 0.5	< 0.5	< 0.5	< 0.5
1.1.2.2-Tetrachloroethane	0.5	Total ug	< 0.5	< 0.5	< 0.5	< 0.5
1.2-Dibromo-3-chloropropane	0.5	Total ug	< 0.5	< 0.5	< 0.5	< 0.5
1.2-Dibromoethane	0.5	Total ug	< 0.5	< 0.5	< 0.5	< 0.5
1.2-Dichloroethane	0.5	Total ug	< 0.5	< 0.5	< 0.5	< 0.5
1.2-Dichloropropane	0.5	Total ug	< 0.5	< 0.5	< 0.5	< 0.5
1.2.3-Trichloropropane	0.5	Total ug	< 0.5	< 0.5	< 0.5	< 0.5
1.2.4-Trimethylbenzene	0.5	Total ug	< 0.5	< 0.5	< 0.5	< 0.5
1.3-Dichloropropane	0.5	Total ug	0.7	< 0.5	0.6	< 0.5
1.3.5-Trimethylbenzene	0.5	Total ug	< 0.5	< 0.5	< 0.5	< 0.5
2-Chlorotoluene	0.5	Total ug	< 0.5	< 0.5	< 0.5	< 0.5
2.2-Dichloropropane	0.5	Total ug	< 0.5	< 0.5	< 0.5	< 0.5
4-Chlorotoluene	0.5	Total ug	< 0.5	< 0.5	< 0.5	< 0.5
Benzene	0.5	Total ug	< 0.5	< 0.5	< 0.5	< 0.5
Bromochloromethane	0.5	Total ug	< 0.5	< 0.5	< 0.5	< 0.5
Bromodichloromethane	0.5	Total ug	< 0.5	< 0.5	< 0.5	< 0.5
Bromoform	0.5	Total ug	< 0.5	< 0.5	< 0.5	< 0.5
Carbon Tetrachloride	0.5	Total ug	< 0.5	< 0.5	< 0.5	< 0.5
Chlorobenzene	0.5	Total ug	< 0.5	< 0.5	< 0.5	< 0.5
Chloroform	0.5	Total ug	< 0.5	< 0.5	< 0.5	< 0.5
cis-1.2-Dichloroethene	0.5	Total ug	< 0.5	< 0.5	< 0.5	< 0.5
cis-1.3-Dichloropropene	0.5	Total ug	< 0.5	< 0.5	< 0.5	< 0.5
Dibromochloromethane	0.5	Total ug	< 0.5	< 0.5	< 0.5	< 0.5
Dibromomethane	0.5	Total ug	< 0.5	< 0.5	< 0.5	< 0.5
Ethylbenzene	0.5	Total ug	< 0.5	< 0.5	< 0.5	< 0.5
Isopropyl benzene (Cumene)	0.5	Total ug	< 0.5	< 0.5	< 0.5	< 0.5
n-Butylbenzene	0.5	Total ug	< 0.5	< 0.5	< 0.5	< 0.5
n-Propylbenzene	0.5	Total ug	< 0.5	< 0.5	< 0.5	< 0.5
Naphthalene	0.5	Total ug	< 0.5	< 0.5	< 0.5	< 0.5
p-Isopropyltoluene	0.5	Total ug	< 0.5	< 0.5	< 0.5	< 0.5
sec-Butylbenzene	0.5	Total ug	< 0.5	< 0.5	< 0.5	< 0.5
Styrene	5	Total ug	< 5	< 5	< 5	< 5
tert-Butylbenzene	0.5	Total ug	< 0.5	< 0.5	< 0.5	< 0.5
Tetrachloroethene	0.5	Total ug	6.4	< 0.5	< 0.5	< 0.5
Toluene	0.5	Total ug	< 0.5	< 0.5	< 0.5	< 0.5
trans-1.3-Dichloropropene	0.5	Total ug	< 0.5	< 0.5	< 0.5	< 0.5
Trichloroethene	0.5	Total ug	< 0.5	< 0.5	< 0.5	< 0.5
Trichlorofluoromethane	0.5	Total ug	< 0.5	< 0.5	< 0.5	< 0.5
Vinyl chloride	0.5	Total ug	< 0.5	< 0.5	< 0.5	< 0.5
Xylenes - Total*	1.5	Total ug	< 1.5	< 1.5	< 1.5	< 1.5
Fluorobenzene (surr.)	1	%	101	102	100	101
4-Bromofluorobenzene (surr.)	1	%	96	97	95	97

Client Sample ID			SV33-FRONT	SV33-BACK	SV34-FRONT	SV34-BACK
Sample Matrix			Air	Air	Air	Air
Eurofins Sample No.			S24-Fe0045131	S24-Fe0045132	S24-Fe0045133	S24-Fe0045134
Date Sampled			Feb 14, 2024	Feb 14, 2024	Feb 14, 2024	Feb 14, 2024
Test/Reference	LOR	Unit				
VOCs in Ambient Air by GC/MS						
Dibromofluoromethane (surr.)	1	%	106	106	105	106
1.2-Dichlorobenzene	0.5	Total ug	< 0.5	< 0.5	< 0.5	< 0.5
1.2.3-Trichlorobenzene	0.5	Total ug	< 0.5	< 0.5	< 0.5	< 0.5
1.2.4-Trichlorobenzene	0.5	Total ug	< 0.5	< 0.5	< 0.5	< 0.5
1.3-Dichlorobenzene	0.5	Total ug	< 0.5	< 0.5	< 0.5	< 0.5
1.4-Dichlorobenzene	0.5	Total ug	< 0.5	< 0.5	< 0.5	< 0.5
Hexachlorobutadiene	0.5	Total ug	< 0.5	< 0.5	< 0.5	< 0.5
Total Recoverable Hydrocarbons						
TRH C6-C10	20	Total ug	< 20	< 20	< 20	< 20
TRH C6-C10 less BTEX (F1)[N04]	20	Total ug	< 20	< 20	< 20	< 20
TRH >C10-C16	20	Total ug	< 20	< 20	< 20	< 20
TRH >C10-C16 less Naphthalene (F2)[N01]	20	Total ug	< 20	< 20	< 20	< 20

Client Sample ID			SV35-FRONT	SV35-BACK	SV36-FRONT	SV36-BACK
Sample Matrix			Air	Air	Air	Air
Eurofins Sample No.			S24-Fe0045135	S24-Fe0045136	S24-Fe0045137	S24-Fe0045138
Date Sampled			Feb 14, 2024	Feb 14, 2024	Feb 14, 2024	Feb 14, 2024
Test/Reference	LOR	Unit				
Alcohols						
Isopropanol	10	Total ug	< 10	< 10	< 10	< 10
VOCs in Ambient Air by GC/MS						
1.1-Dichloroethane	0.5	Total ug	< 0.5	< 0.5	< 0.5	< 0.5
1.1-Dichloroethene	0.5	Total ug	< 0.5	< 0.5	< 0.5	< 0.5
1.1-Dichloropropene	0.5	Total ug	< 0.5	< 0.5	< 0.5	< 0.5
1.1.1-Trichloroethane	0.5	Total ug	< 0.5	< 0.5	< 0.5	< 0.5
1.1.1.2-Tetrachloroethane	0.5	Total ug	< 0.5	< 0.5	< 0.5	< 0.5
1.1.2-Trichloroethane	0.5	Total ug	< 0.5	< 0.5	< 0.5	< 0.5
1.1.2.2-Tetrachloroethane	0.5	Total ug	< 0.5	< 0.5	< 0.5	< 0.5
1.2-Dibromo-3-chloropropane	0.5	Total ug	< 0.5	< 0.5	< 0.5	< 0.5
1.2-Dibromoethane	0.5	Total ug	< 0.5	< 0.5	< 0.5	< 0.5
1.2-Dichloroethane	0.5	Total ug	< 0.5	< 0.5	< 0.5	< 0.5
1.2-Dichloropropane	0.5	Total ug	< 0.5	< 0.5	< 0.5	< 0.5
1.2.3-Trichloropropane	0.5	Total ug	< 0.5	< 0.5	< 0.5	< 0.5
1.2.4-Trimethylbenzene	0.5	Total ug	< 0.5	< 0.5	< 0.5	< 0.5
1.3-Dichloropropane	0.5	Total ug	0.5	< 0.5	< 0.5	< 0.5
1.3.5-Trimethylbenzene	0.5	Total ug	< 0.5	< 0.5	< 0.5	< 0.5
2-Chlorotoluene	0.5	Total ug	< 0.5	< 0.5	< 0.5	< 0.5
2.2-Dichloropropane	0.5	Total ug	< 0.5	< 0.5	< 0.5	< 0.5
4-Chlorotoluene	0.5	Total ug	< 0.5	< 0.5	< 0.5	< 0.5
Benzene	0.5	Total ug	< 0.5	< 0.5	< 0.5	< 0.5
Bromochloromethane	0.5	Total ug	< 0.5	< 0.5	< 0.5	< 0.5
Bromodichloromethane	0.5	Total ug	< 0.5	< 0.5	< 0.5	< 0.5
Bromoform	0.5	Total ug	< 0.5	< 0.5	< 0.5	< 0.5
Carbon Tetrachloride	0.5	Total ug	< 0.5	< 0.5	< 0.5	< 0.5
Chlorobenzene	0.5	Total ug	< 0.5	< 0.5	< 0.5	< 0.5
Chloroform	0.5	Total ug	< 0.5	< 0.5	< 0.5	< 0.5
cis-1.2-Dichloroethene	0.5	Total ug	< 0.5	< 0.5	< 0.5	< 0.5
cis-1.3-Dichloropropene	0.5	Total ug	< 0.5	< 0.5	< 0.5	< 0.5

Client Sample ID			SV35-FRONT	SV35-BACK	SV36-FRONT	SV36-BACK
Sample Matrix			Air	Air	Air	Air
Eurofins Sample No.			S24-Fe0045135	S24-Fe0045136	S24-Fe0045137	S24-Fe0045138
Date Sampled			Feb 14, 2024	Feb 14, 2024	Feb 14, 2024	Feb 14, 2024
Test/Reference	LOR	Unit				
VOCs in Ambient Air by GC/MS						
Dibromochloromethane	0.5	Total ug	< 0.5	< 0.5	< 0.5	< 0.5
Dibromomethane	0.5	Total ug	< 0.5	< 0.5	< 0.5	< 0.5
Ethylbenzene	0.5	Total ug	< 0.5	< 0.5	< 0.5	< 0.5
Isopropyl benzene (Cumene)	0.5	Total ug	< 0.5	< 0.5	< 0.5	< 0.5
n-Butylbenzene	0.5	Total ug	< 0.5	< 0.5	< 0.5	< 0.5
n-Propylbenzene	0.5	Total ug	< 0.5	< 0.5	< 0.5	< 0.5
Naphthalene	0.5	Total ug	< 0.5	< 0.5	< 0.5	< 0.5
p-Isopropyltoluene	0.5	Total ug	< 0.5	< 0.5	< 0.5	< 0.5
sec-Butylbenzene	0.5	Total ug	< 0.5	< 0.5	< 0.5	< 0.5
Styrene	5	Total ug	< 5	< 5	< 5	< 5
tert-Butylbenzene	0.5	Total ug	< 0.5	< 0.5	< 0.5	< 0.5
Tetrachloroethene	0.5	Total ug	< 0.5	< 0.5	< 0.5	< 0.5
Toluene	0.5	Total ug	< 0.5	< 0.5	< 0.5	< 0.5
trans-1.3-Dichloropropene	0.5	Total ug	< 0.5	< 0.5	< 0.5	< 0.5
Trichloroethene	0.5	Total ug	< 0.5	< 0.5	< 0.5	< 0.5
Trichlorofluoromethane	0.5	Total ug	< 0.5	< 0.5	< 0.5	< 0.5
Vinyl chloride	0.5	Total ug	< 0.5	< 0.5	< 0.5	< 0.5
Xylenes - Total*	1.5	Total ug	< 1.5	< 1.5	< 1.5	< 1.5
Fluorobenzene (surr.)	1	%	101	101	100	103
4-Bromofluorobenzene (surr.)	1	%	97	98	95	97
Dibromofluoromethane (surr.)	1	%	106	105	105	106
1.2-Dichlorobenzene	0.5	Total ug	< 0.5	< 0.5	< 0.5	< 0.5
1.2.3-Trichlorobenzene	0.5	Total ug	< 0.5	< 0.5	< 0.5	< 0.5
1.2.4-Trichlorobenzene	0.5	Total ug	< 0.5	< 0.5	< 0.5	< 0.5
1.3-Dichlorobenzene	0.5	Total ug	< 0.5	< 0.5	< 0.5	< 0.5
1.4-Dichlorobenzene	0.5	Total ug	< 0.5	< 0.5	< 0.5	< 0.5
Hexachlorobutadiene	0.5	Total ug	< 0.5	< 0.5	< 0.5	< 0.5
Total Recoverable Hydrocarbons						
TRH C6-C10	20	Total ug	< 20	< 20	< 20	< 20
TRH C6-C10 less BTEX (F1)[N04]	20	Total ug	< 20	< 20	< 20	< 20
TRH >C10-C16	20	Total ug	< 20	< 20	< 20	< 20
TRH >C10-C16 less Naphthalene (F2)[N01]	20	Total ug	< 20	< 20	< 20	< 20

Client Sample ID			SV37-FRONT	SV37-BACK	SV38-FRONT	SV38-BACK
Sample Matrix			Air	Air	Air	Air
Eurofins Sample No.			S24-Fe0045139	S24-Fe0045140	S24-Fe0045141	S24-Fe0045142
Date Sampled			Feb 14, 2024	Feb 14, 2024	Feb 14, 2024	Feb 14, 2024
Test/Reference	LOR	Unit				
Alcohols						
Isopropanol	10	Total ug	< 10	< 10	< 10	< 10
VOCs in Ambient Air by GC/MS						
1.1-Dichloroethane	0.5	Total ug	< 0.5	< 0.5	< 0.5	< 0.5
1.1-Dichloroethene	0.5	Total ug	< 0.5	< 0.5	< 0.5	< 0.5
1.1-Dichloropropene	0.5	Total ug	< 0.5	< 0.5	< 0.5	< 0.5
1.1.1-Trichloroethane	0.5	Total ug	< 0.5	< 0.5	< 0.5	< 0.5
1.1.1.2-Tetrachloroethane	0.5	Total ug	< 0.5	< 0.5	< 0.5	< 0.5
1.1.2-Trichloroethane	0.5	Total ug	< 0.5	< 0.5	< 0.5	< 0.5
1.1.2.2-Tetrachloroethane	0.5	Total ug	< 0.5	< 0.5	< 0.5	< 0.5

Client Sample ID			SV37-FRONT	SV37-BACK	SV38-FRONT	SV38-BACK
Sample Matrix			Air	Air	Air	Air
Eurofins Sample No.			S24-Fe0045139	S24-Fe0045140	S24-Fe0045141	S24-Fe0045142
Date Sampled			Feb 14, 2024	Feb 14, 2024	Feb 14, 2024	Feb 14, 2024
Test/Reference	LOR	Unit				
VOCs in Ambient Air by GC/MS						
1.2-Dibromo-3-chloropropane	0.5	Total ug	< 0.5	< 0.5	< 0.5	< 0.5
1.2-Dibromoethane	0.5	Total ug	< 0.5	< 0.5	< 0.5	< 0.5
1.2-Dichloroethane	0.5	Total ug	< 0.5	< 0.5	< 0.5	< 0.5
1.2-Dichloropropane	0.5	Total ug	< 0.5	< 0.5	< 0.5	< 0.5
1.2.3-Trichloropropane	0.5	Total ug	< 0.5	< 0.5	< 0.5	< 0.5
1.2.4-Trimethylbenzene	0.5	Total ug	< 0.5	< 0.5	< 0.5	< 0.5
1.3-Dichloropropane	0.5	Total ug	< 0.5	1.0	< 0.5	< 0.5
1.3.5-Trimethylbenzene	0.5	Total ug	< 0.5	< 0.5	< 0.5	< 0.5
2-Chlorotoluene	0.5	Total ug	< 0.5	< 0.5	< 0.5	< 0.5
2.2-Dichloropropane	0.5	Total ug	< 0.5	< 0.5	< 0.5	< 0.5
4-Chlorotoluene	0.5	Total ug	< 0.5	< 0.5	< 0.5	< 0.5
Benzene	0.5	Total ug	< 0.5	< 0.5	< 0.5	< 0.5
Bromochloromethane	0.5	Total ug	< 0.5	< 0.5	< 0.5	< 0.5
Bromodichloromethane	0.5	Total ug	< 0.5	< 0.5	< 0.5	< 0.5
Bromoform	0.5	Total ug	< 0.5	< 0.5	< 0.5	< 0.5
Carbon Tetrachloride	0.5	Total ug	< 0.5	< 0.5	< 0.5	< 0.5
Chlorobenzene	0.5	Total ug	< 0.5	< 0.5	< 0.5	< 0.5
Chloroform	0.5	Total ug	< 0.5	< 0.5	< 0.5	< 0.5
cis-1.2-Dichloroethene	0.5	Total ug	< 0.5	< 0.5	< 0.5	< 0.5
cis-1.3-Dichloropropene	0.5	Total ug	< 0.5	< 0.5	< 0.5	< 0.5
Dibromochloromethane	0.5	Total ug	< 0.5	< 0.5	< 0.5	< 0.5
Dibromomethane	0.5	Total ug	< 0.5	< 0.5	< 0.5	< 0.5
Ethylbenzene	0.5	Total ug	< 0.5	< 0.5	< 0.5	< 0.5
Isopropyl benzene (Cumene)	0.5	Total ug	< 0.5	< 0.5	< 0.5	< 0.5
n-Butylbenzene	0.5	Total ug	< 0.5	< 0.5	< 0.5	< 0.5
n-Propylbenzene	0.5	Total ug	< 0.5	< 0.5	< 0.5	< 0.5
Naphthalene	0.5	Total ug	1.1	0.6	< 0.5	< 0.5
p-Isopropyltoluene	0.5	Total ug	< 0.5	< 0.5	< 0.5	< 0.5
sec-Butylbenzene	0.5	Total ug	< 0.5	< 0.5	< 0.5	< 0.5
Styrene	5	Total ug	< 5	< 5	< 5	< 5
tert-Butylbenzene	0.5	Total ug	< 0.5	< 0.5	< 0.5	< 0.5
Tetrachloroethene	0.5	Total ug	< 0.5	< 0.5	< 0.5	< 0.5
Toluene	0.5	Total ug	< 0.5	< 0.5	< 0.5	< 0.5
trans-1.3-Dichloropropene	0.5	Total ug	< 0.5	< 0.5	< 0.5	< 0.5
Trichloroethene	0.5	Total ug	< 0.5	< 0.5	< 0.5	< 0.5
Trichlorofluoromethane	0.5	Total ug	< 0.5	< 0.5	< 0.5	< 0.5
Vinyl chloride	0.5	Total ug	< 0.5	< 0.5	< 0.5	< 0.5
Xylenes - Total*	1.5	Total ug	< 1.5	< 1.5	< 1.5	< 1.5
Fluorobenzene (surr.)	1	%	100	101	100	101
4-Bromofluorobenzene (surr.)	1	%	94	97	95	96
Dibromofluoromethane (surr.)	1	%	105	105	105	105
1.2-Dichlorobenzene	0.5	Total ug	< 0.5	< 0.5	< 0.5	< 0.5
1.2.3-Trichlorobenzene	0.5	Total ug	0.7	< 0.5	< 0.5	< 0.5
1.2.4-Trichlorobenzene	0.5	Total ug	0.6	< 0.5	< 0.5	< 0.5
1.3-Dichlorobenzene	0.5	Total ug	< 0.5	< 0.5	< 0.5	< 0.5
1.4-Dichlorobenzene	0.5	Total ug	< 0.5	< 0.5	< 0.5	< 0.5
Hexachlorobutadiene	0.5	Total ug	< 0.5	< 0.5	< 0.5	< 0.5

Client Sample ID			SV37-FRONT	SV37-BACK	SV38-FRONT	SV38-BACK
Sample Matrix			Air	Air	Air	Air
Eurofins Sample No.			S24-Fe0045139	S24-Fe0045140	S24-Fe0045141	S24-Fe0045142
Date Sampled			Feb 14, 2024	Feb 14, 2024	Feb 14, 2024	Feb 14, 2024
Test/Reference	LOR	Unit				
Total Recoverable Hydrocarbons						
TRH C6-C10	20	Total ug	< 20	< 20	< 20	< 20
TRH C6-C10 less BTEX (F1)[N04]	20	Total ug	< 20	< 20	< 20	< 20
TRH >C10-C16	20	Total ug	< 20	< 20	< 20	< 20
TRH >C10-C16 less Naphthalene (F2)[N01]	20	Total ug	< 20	< 20	< 20	< 20

Client Sample ID			SV39-FRONT	SV39-BACK	SV40-FRONT	SV40-BACK
Sample Matrix			Air	Air	Air	Air
Eurofins Sample No.			S24-Fe0045143	S24-Fe0045144	S24-Fe0045145	S24-Fe0045146
Date Sampled			Feb 14, 2024	Feb 14, 2024	Feb 14, 2024	Feb 14, 2024
Test/Reference	LOR	Unit				
Alcohols						
Isopropanol	10	Total ug	< 10	< 10	< 10	< 10
VOCs in Ambient Air by GC/MS						
1.1-Dichloroethane	0.5	Total ug	< 0.5	< 0.5	< 0.5	< 0.5
1.1-Dichloroethene	0.5	Total ug	< 0.5	< 0.5	< 0.5	< 0.5
1.1-Dichloropropene	0.5	Total ug	< 0.5	< 0.5	< 0.5	< 0.5
1.1.1-Trichloroethane	0.5	Total ug	< 0.5	< 0.5	< 0.5	< 0.5
1.1.1.2-Tetrachloroethane	0.5	Total ug	< 0.5	< 0.5	< 0.5	< 0.5
1.1.2-Trichloroethane	0.5	Total ug	< 0.5	< 0.5	< 0.5	< 0.5
1.1.2.2-Tetrachloroethane	0.5	Total ug	< 0.5	< 0.5	< 0.5	< 0.5
1.2-Dibromo-3-chloropropane	0.5	Total ug	< 0.5	< 0.5	< 0.5	< 0.5
1.2-Dibromoethane	0.5	Total ug	< 0.5	< 0.5	< 0.5	< 0.5
1.2-Dichloroethane	0.5	Total ug	< 0.5	< 0.5	< 0.5	< 0.5
1.2-Dichloropropane	0.5	Total ug	< 0.5	< 0.5	< 0.5	< 0.5
1.2.3-Trichloropropane	0.5	Total ug	< 0.5	< 0.5	< 0.5	< 0.5
1.2.4-Trimethylbenzene	0.5	Total ug	< 0.5	< 0.5	< 0.5	< 0.5
1.3-Dichloropropane	0.5	Total ug	< 0.5	< 0.5	0.6	< 0.5
1.3.5-Trimethylbenzene	0.5	Total ug	< 0.5	< 0.5	< 0.5	< 0.5
2-Chlorotoluene	0.5	Total ug	< 0.5	< 0.5	< 0.5	< 0.5
2.2-Dichloropropane	0.5	Total ug	< 0.5	< 0.5	< 0.5	< 0.5
4-Chlorotoluene	0.5	Total ug	< 0.5	< 0.5	< 0.5	< 0.5
Benzene	0.5	Total ug	< 0.5	< 0.5	< 0.5	< 0.5
Bromochloromethane	0.5	Total ug	< 0.5	< 0.5	< 0.5	< 0.5
Bromodichloromethane	0.5	Total ug	< 0.5	< 0.5	< 0.5	< 0.5
Bromoform	0.5	Total ug	< 0.5	< 0.5	< 0.5	< 0.5
Carbon Tetrachloride	0.5	Total ug	< 0.5	< 0.5	< 0.5	< 0.5
Chlorobenzene	0.5	Total ug	< 0.5	< 0.5	< 0.5	< 0.5
Chloroform	0.5	Total ug	< 0.5	< 0.5	< 0.5	< 0.5
cis-1.2-Dichloroethene	0.5	Total ug	< 0.5	< 0.5	< 0.5	< 0.5
cis-1.3-Dichloropropene	0.5	Total ug	< 0.5	< 0.5	< 0.5	< 0.5
Dibromochloromethane	0.5	Total ug	< 0.5	< 0.5	< 0.5	< 0.5
Dibromomethane	0.5	Total ug	< 0.5	< 0.5	< 0.5	< 0.5
Ethylbenzene	0.5	Total ug	0.9	< 0.5	< 0.5	< 0.5
Isopropyl benzene (Cumene)	0.5	Total ug	< 0.5	< 0.5	< 0.5	< 0.5
n-Butylbenzene	0.5	Total ug	< 0.5	< 0.5	< 0.5	< 0.5
n-Propylbenzene	0.5	Total ug	< 0.5	< 0.5	< 0.5	< 0.5
Naphthalene	0.5	Total ug	< 0.5	< 0.5	< 0.5	< 0.5
p-Isopropyltoluene	0.5	Total ug	< 0.5	< 0.5	< 0.5	< 0.5

Client Sample ID			SV39-FRONT	SV39-BACK	SV40-FRONT	SV40-BACK
Sample Matrix			Air	Air	Air	Air
Eurofins Sample No.			S24-Fe0045143	S24-Fe0045144	S24-Fe0045145	S24-Fe0045146
Date Sampled			Feb 14, 2024	Feb 14, 2024	Feb 14, 2024	Feb 14, 2024
Test/Reference	LOR	Unit				
VOCs in Ambient Air by GC/MS						
sec-Butylbenzene	0.5	Total ug	< 0.5	< 0.5	< 0.5	< 0.5
Styrene	5	Total ug	< 5	< 5	< 5	< 5
tert-Butylbenzene	0.5	Total ug	< 0.5	< 0.5	< 0.5	< 0.5
Tetrachloroethene	0.5	Total ug	< 0.5	< 0.5	< 0.5	< 0.5
Toluene	0.5	Total ug	< 0.5	< 0.5	< 0.5	< 0.5
trans-1.3-Dichloropropene	0.5	Total ug	< 0.5	< 0.5	< 0.5	< 0.5
Trichloroethene	0.5	Total ug	< 0.5	< 0.5	< 0.5	< 0.5
Trichlorofluoromethane	0.5	Total ug	< 0.5	< 0.5	< 0.5	< 0.5
Vinyl chloride	0.5	Total ug	< 0.5	< 0.5	< 0.5	< 0.5
Xylenes - Total*	1.5	Total ug	< 1.5	< 1.5	< 1.5	< 1.5
Fluorobenzene (surr.)	1	%	101	102	101	102
4-Bromofluorobenzene (surr.)	1	%	98	99	96	96
Dibromofluoromethane (surr.)	1	%	104	104	105	104
1.2-Dichlorobenzene	0.5	Total ug	< 0.5	< 0.5	< 0.5	< 0.5
1.2.3-Trichlorobenzene	0.5	Total ug	< 0.5	< 0.5	< 0.5	< 0.5
1.2.4-Trichlorobenzene	0.5	Total ug	< 0.5	< 0.5	< 0.5	< 0.5
1.3-Dichlorobenzene	0.5	Total ug	< 0.5	< 0.5	< 0.5	< 0.5
1.4-Dichlorobenzene	0.5	Total ug	< 0.5	< 0.5	< 0.5	< 0.5
Hexachlorobutadiene	0.5	Total ug	< 0.5	< 0.5	< 0.5	< 0.5
Total Recoverable Hydrocarbons						
TRH C6-C10	20	Total ug	< 20	< 20	< 20	< 20
TRH C6-C10 less BTEX (F1)[N04]	20	Total ug	< 20	< 20	< 20	< 20
TRH >C10-C16	20	Total ug	< 20	< 20	< 20	< 20
TRH >C10-C16 less Naphthalene (F2)[N01]	20	Total ug	< 20	< 20	< 20	< 20

Client Sample ID			QV02-FRONT	QV02-BACK	QV03-FRONT	QV03-BACK
Sample Matrix			Air	Air	Air	Air
Eurofins Sample No.			S24-Fe0045147	S24-Fe0045148	S24-Fe0045149	S24-Fe0045150
Date Sampled			Feb 14, 2024	Feb 14, 2024	Feb 14, 2024	Feb 14, 2024
Test/Reference	LOR	Unit				
Alcohols						
Isopropanol	10	Total ug	< 10	< 10	< 10	< 10
VOCs in Ambient Air by GC/MS						
1.1-Dichloroethane	0.5	Total ug	< 0.5	< 0.5	< 0.5	< 0.5
1.1-Dichloroethene	0.5	Total ug	< 0.5	< 0.5	< 0.5	< 0.5
1.1-Dichloropropene	0.5	Total ug	< 0.5	< 0.5	< 0.5	< 0.5
1.1.1-Trichloroethane	0.5	Total ug	< 0.5	< 0.5	< 0.5	< 0.5
1.1.1.2-Tetrachloroethane	0.5	Total ug	< 0.5	< 0.5	< 0.5	< 0.5
1.1.2-Trichloroethane	0.5	Total ug	< 0.5	< 0.5	< 0.5	< 0.5
1.1.2.2-Tetrachloroethane	0.5	Total ug	< 0.5	< 0.5	< 0.5	< 0.5
1.2-Dibromo-3-chloropropane	0.5	Total ug	< 0.5	< 0.5	< 0.5	< 0.5
1.2-Dibromoethane	0.5	Total ug	< 0.5	< 0.5	< 0.5	< 0.5
1.2-Dichloroethane	0.5	Total ug	< 0.5	< 0.5	< 0.5	< 0.5
1.2-Dichloropropane	0.5	Total ug	< 0.5	< 0.5	< 0.5	< 0.5
1.2.3-Trichloropropane	0.5	Total ug	< 0.5	< 0.5	< 0.5	< 0.5
1.2.4-Trimethylbenzene	0.5	Total ug	< 0.5	< 0.5	< 0.5	< 0.5
1.3-Dichloropropane	0.5	Total ug	< 0.5	< 0.5	< 0.5	< 0.5
1.3.5-Trimethylbenzene	0.5	Total ug	< 0.5	< 0.5	< 0.5	< 0.5

Client Sample ID			QV02-FRONT	QV02-BACK	QV03-FRONT	QV03-BACK
Sample Matrix			Air	Air	Air	Air
Eurofins Sample No.			S24-Fe0045147	S24-Fe0045148	S24-Fe0045149	S24-Fe0045150
Date Sampled			Feb 14, 2024	Feb 14, 2024	Feb 14, 2024	Feb 14, 2024
Test/Reference	LOR	Unit				
VOCs in Ambient Air by GC/MS						
2-Chlorotoluene	0.5	Total ug	< 0.5	< 0.5	< 0.5	< 0.5
2.2-Dichloropropane	0.5	Total ug	< 0.5	< 0.5	< 0.5	< 0.5
4-Chlorotoluene	0.5	Total ug	< 0.5	< 0.5	< 0.5	< 0.5
Benzene	0.5	Total ug	< 0.5	< 0.5	< 0.5	< 0.5
Bromochloromethane	0.5	Total ug	< 0.5	< 0.5	< 0.5	< 0.5
Bromodichloromethane	0.5	Total ug	< 0.5	< 0.5	< 0.5	< 0.5
Bromoform	0.5	Total ug	< 0.5	< 0.5	< 0.5	< 0.5
Carbon Tetrachloride	0.5	Total ug	< 0.5	< 0.5	< 0.5	< 0.5
Chlorobenzene	0.5	Total ug	< 0.5	< 0.5	< 0.5	< 0.5
Chloroform	0.5	Total ug	< 0.5	< 0.5	< 0.5	< 0.5
cis-1.2-Dichloroethene	0.5	Total ug	< 0.5	< 0.5	< 0.5	< 0.5
cis-1.3-Dichloropropene	0.5	Total ug	< 0.5	< 0.5	< 0.5	< 0.5
Dibromochloromethane	0.5	Total ug	< 0.5	< 0.5	< 0.5	< 0.5
Dibromomethane	0.5	Total ug	< 0.5	< 0.5	< 0.5	< 0.5
Ethylbenzene	0.5	Total ug	< 0.5	< 0.5	< 0.5	< 0.5
Isopropyl benzene (Cumene)	0.5	Total ug	< 0.5	< 0.5	< 0.5	< 0.5
n-Butylbenzene	0.5	Total ug	< 0.5	< 0.5	< 0.5	< 0.5
n-Propylbenzene	0.5	Total ug	< 0.5	< 0.5	< 0.5	< 0.5
Naphthalene	0.5	Total ug	< 0.5	< 0.5	< 0.5	< 0.5
p-Isopropyltoluene	0.5	Total ug	< 0.5	< 0.5	< 0.5	< 0.5
sec-Butylbenzene	0.5	Total ug	< 0.5	< 0.5	< 0.5	< 0.5
Styrene	5	Total ug	< 5	< 5	< 5	< 5
tert-Butylbenzene	0.5	Total ug	< 0.5	< 0.5	< 0.5	< 0.5
Tetrachloroethene	0.5	Total ug	< 0.5	< 0.5	< 0.5	< 0.5
Toluene	0.5	Total ug	< 0.5	< 0.5	0.6	< 0.5
trans-1.3-Dichloropropene	0.5	Total ug	< 0.5	< 0.5	< 0.5	< 0.5
Trichloroethene	0.5	Total ug	< 0.5	< 0.5	1.0	< 0.5
Trichlorofluoromethane	0.5	Total ug	< 0.5	< 0.5	< 0.5	< 0.5
Vinyl chloride	0.5	Total ug	< 0.5	< 0.5	< 0.5	< 0.5
Xylenes - Total*	1.5	Total ug	< 1.5	< 1.5	< 1.5	< 1.5
Fluorobenzene (surr.)	1	%	102	103	102	101
4-Bromofluorobenzene (surr.)	1	%	94	97	98	97
Dibromofluoromethane (surr.)	1	%	105	104	105	105
1.2-Dichlorobenzene	0.5	Total ug	< 0.5	< 0.5	< 0.5	< 0.5
1.2.3-Trichlorobenzene	0.5	Total ug	< 0.5	< 0.5	< 0.5	< 0.5
1.2.4-Trichlorobenzene	0.5	Total ug	< 0.5	< 0.5	< 0.5	< 0.5
1.3-Dichlorobenzene	0.5	Total ug	< 0.5	< 0.5	< 0.5	< 0.5
1.4-Dichlorobenzene	0.5	Total ug	< 0.5	< 0.5	< 0.5	< 0.5
Hexachlorobutadiene	0.5	Total ug	< 0.5	< 0.5	< 0.5	< 0.5
Total Recoverable Hydrocarbons						
TRH C6-C10	20	Total ug	< 20	< 20	< 20	< 20
TRH C6-C10 less BTEX (F1)[N04]	20	Total ug	< 20	< 20	< 20	< 20
TRH >C10-C16	20	Total ug	< 20	< 20	< 20	< 20
TRH >C10-C16 less Naphthalene (F2)[N01]	20	Total ug	< 20	< 20	< 20	< 20

Client Sample ID			FB 2-FRONT	FB 2-BACK
Sample Matrix			Air	Air
Eurofins Sample No.			S24-Fe0045151	S24-Fe0045152
Date Sampled			Feb 14, 2024	Feb 14, 2024
Test/Reference	LOR	Unit		
Alcohols				
Isopropanol	10	Total ug	< 10	< 10
VOCs in Ambient Air by GC/MS				
1.1-Dichloroethane	0.5	Total ug	< 0.5	< 0.5
1.1-Dichloroethene	0.5	Total ug	< 0.5	< 0.5
1.1-Dichloropropene	0.5	Total ug	< 0.5	< 0.5
1.1.1-Trichloroethane	0.5	Total ug	< 0.5	< 0.5
1.1.1.2-Tetrachloroethane	0.5	Total ug	< 0.5	< 0.5
1.1.2-Trichloroethane	0.5	Total ug	< 0.5	< 0.5
1.1.2.2-Tetrachloroethane	0.5	Total ug	< 0.5	< 0.5
1.2-Dibromo-3-chloropropane	0.5	Total ug	< 0.5	< 0.5
1.2-Dibromoethane	0.5	Total ug	< 0.5	< 0.5
1.2-Dichloroethane	0.5	Total ug	< 0.5	< 0.5
1.2-Dichloropropane	0.5	Total ug	< 0.5	< 0.5
1.2.3-Trichloropropane	0.5	Total ug	< 0.5	< 0.5
1.2.4-Trimethylbenzene	0.5	Total ug	< 0.5	< 0.5
1.3-Dichloropropane	0.5	Total ug	< 0.5	< 0.5
1.3.5-Trimethylbenzene	0.5	Total ug	< 0.5	< 0.5
2-Chlorotoluene	0.5	Total ug	< 0.5	< 0.5
2.2-Dichloropropane	0.5	Total ug	< 0.5	< 0.5
4-Chlorotoluene	0.5	Total ug	< 0.5	< 0.5
Benzene	0.5	Total ug	< 0.5	< 0.5
Bromochloromethane	0.5	Total ug	< 0.5	< 0.5
Bromodichloromethane	0.5	Total ug	< 0.5	< 0.5
Bromoform	0.5	Total ug	< 0.5	< 0.5
Carbon Tetrachloride	0.5	Total ug	< 0.5	< 0.5
Chlorobenzene	0.5	Total ug	< 0.5	< 0.5
Chloroform	0.5	Total ug	< 0.5	< 0.5
cis-1.2-Dichloroethene	0.5	Total ug	< 0.5	< 0.5
cis-1.3-Dichloropropene	0.5	Total ug	< 0.5	< 0.5
Dibromochloromethane	0.5	Total ug	< 0.5	< 0.5
Dibromomethane	0.5	Total ug	< 0.5	< 0.5
Ethylbenzene	0.5	Total ug	< 0.5	< 0.5
Isopropyl benzene (Cumene)	0.5	Total ug	< 0.5	< 0.5
n-Butylbenzene	0.5	Total ug	< 0.5	< 0.5
n-Propylbenzene	0.5	Total ug	< 0.5	< 0.5
Naphthalene	0.5	Total ug	< 0.5	< 0.5
p-Isopropyltoluene	0.5	Total ug	< 0.5	< 0.5
sec-Butylbenzene	0.5	Total ug	< 0.5	< 0.5
Styrene	5	Total ug	< 5	< 5
tert-Butylbenzene	0.5	Total ug	< 0.5	< 0.5
Tetrachloroethene	0.5	Total ug	< 0.5	< 0.5
Toluene	0.5	Total ug	< 0.5	< 0.5
trans-1.3-Dichloropropene	0.5	Total ug	< 0.5	< 0.5
Trichloroethene	0.5	Total ug	< 0.5	< 0.5
Trichlorofluoromethane	0.5	Total ug	< 0.5	< 0.5
Vinyl chloride	0.5	Total ug	< 0.5	< 0.5
Xylenes - Total*	1.5	Total ug	< 1.5	< 1.5
Fluorobenzene (surr.)	1	%	100	101
4-Bromofluorobenzene (surr.)	1	%	97	95

Client Sample ID			FB 2-FRONT	FB 2-BACK
Sample Matrix			Air	Air
Eurofins Sample No.			S24-Fe0045151	S24-Fe0045152
Date Sampled			Feb 14, 2024	Feb 14, 2024
Test/Reference	LOR	Unit		
VOCs in Ambient Air by GC/MS				
Dibromofluoromethane (surr.)	1	%	105	105
1.2-Dichlorobenzene	0.5	Total ug	< 0.5	< 0.5
1.2.3-Trichlorobenzene	0.5	Total ug	< 0.5	< 0.5
1.2.4-Trichlorobenzene	0.5	Total ug	< 0.5	< 0.5
1.3-Dichlorobenzene	0.5	Total ug	< 0.5	< 0.5
1.4-Dichlorobenzene	0.5	Total ug	< 0.5	< 0.5
Hexachlorobutadiene	0.5	Total ug	< 0.5	< 0.5
Total Recoverable Hydrocarbons				
TRH C6-C10	20	Total ug	< 20	< 20
TRH C6-C10 less BTEX (F1)[N04]	20	Total ug	< 20	< 20
TRH >C10-C16	20	Total ug	< 20	< 20
TRH >C10-C16 less Naphthalene (F2)[N01]	20	Total ug	< 20	< 20

Sample History

Where samples are submitted/analysed over several days, the last date of extraction is reported.

If the date and time of sampling are not provided, the Laboratory will not be responsible for compromised results should testing be performed outside the recommended holding time.

Description	Testing Site	Extracted	Holding Time
Alcohols	Melbourne	Feb 19, 2024	14 Days
- Method: LTM-ORG-2260 Determination of Alcohols in Water and Soil by Headspace GC-MS			
VOCs in Ambient Air by GC/MS	Melbourne	Feb 19, 2024	14 Days
- Method: LTM-ORG-2030 VOCs in Ambient Air by GC/MS			
VOC AIR-TRH (Total Recoverable Hydrocarbons)			
Total Recoverable Hydrocarbons	Melbourne	Feb 19, 2024	7 Days
- Method: LTM-ORG-2010 TRH C6-C40			

eurofins

web: www.eurofins.com.au
email: EnviroSales@eurofins.com

Eurofins Environment Testing Australia Pty Ltd
ABN: 50 005 085 521

Melbourne	Geelong	Sydney	Canberra	Brisbane	Newcastle
6 Monterey Road	19/8 Lewalan Street	179 Magowar Road	Unit 1,2 Dacre Street	1/21 Smallwood Place	1/2 Frost Drive
Dandenong South	Grovedale	Girraween	Mitchell	Murarrie	Mayfield West
VIC 3175	VIC 3216	NSW 2145	ACT 2911	QLD 4172	NSW 2304
+61 3 8564 5000	+61 3 8564 5000	+61 2 9900 8400	+61 2 6113 8091	T: +61 7 3902 4600	+61 2 4968 8448
NATA# 1261	NATA# 1261	NATA# 1261	NATA# 1261	NATA# 1261	NATA# 1261
Site# 1254	Site# 25403	Site# 18217	Site# 25466	Site# 20794	Site# 25079 & 25289

Eurofins ARL Pty Ltd
ABN: 91 05 0159 898

Perth
46-48 Banksia Road
Welshpool
WA 6106
+61 8 6253 4444
NATA# 2377
Site# 2370

Eurofins Environment Testing NZ Ltd
NZBN: 9429046024954

Auckland	Auckland (Asb)	Christchurch	Tauranga
35 O'Rorke Road	Unit C1/4 Pacific Rise,	43 Detroit Drive	1277 Cameron Road,
Penrose,	Mount Wellington,	Rolleston,	Gate Pa,
Auckland 1061	Auckland 1061	Christchurch 7675	Tauranga 3112
+64 9 526 4551	+64 9 525 0568	+64 3 343 5201	+64 9 525 0568
IANZ# 1327	IANZ# 1308	IANZ# 1290	IANZ# 1402

Company Name: Senversa Pty Ltd NSW
Address: Level 24, 1 Market Street
SYDNEY
NSW 2000

Project Name: SMITHFIELD
Project ID: 21182

Order No.:
Report #: 1069921
Phone: 02 9994 8016
Fax: 03 9606 0074

Received: Feb 19, 2024 2:25 PM
Due: Feb 26, 2024
Priority: 5 Day
Contact Name: Julia Nicholson

Eurofins Analytical Services Manager : Adam Bateup

Sample Detail						CANCELLED	Isopropanol	VOC AIR-TRH (Total Recoverable Hydrocarbons)	VOCs in Ambient Air by GC/MS
Melbourne Laboratory - NATA # 1261 Site # 1254							X	X	X
Sydney Laboratory - NATA # 1261 Site # 18217						X			
External Laboratory									
No	**Sample ID**	**Sample Date**	**Sampling Time**	**Matrix**	**LAB ID**				
1	SV08-FRONT	Feb 14, 2024		Air	S24-Fe0045081		X	X	X
2	SV08-BACK	Feb 14, 2024		Air	S24-Fe0045082		X	X	X
3	SV09-FRONT	Feb 14, 2024		Air	S24-Fe0045083		X	X	X
4	SV09-BACK	Feb 14, 2024		Air	S24-Fe0045084		X	X	X
5	SV10-FRONT	Feb 14, 2024		Air	S24-Fe0045085		X	X	X
6	SV10-BACK	Feb 14, 2024		Air	S24-Fe0045086		X	X	X
7	SV11-FRONT	Feb 14, 2024		Air	S24-Fe0045087		X	X	X
8	SV11-BACK	Feb 14, 2024		Air	S24-Fe0045088		X	X	X
9	SV12-FRONT	Feb 14, 2024		Air	S24-Fe0045089		X	X	X
10	SV12-BACK	Feb 14, 2024		Air	S24-Fe0045090		X	X	X
11	SV13-FRONT	Feb 14, 2024		Air	S24-Fe0045091		X	X	X
12	SV13-BACK	Feb 14, 2024		Air	S24-Fe0045092		X	X	X

eurofins

web: www.eurofins.com.au
email: EnviroSales@eurofins.com

Eurofins Environment Testing Australia Pty Ltd
ABN: 50 005 085 521

Melbourne
6 Monterey Road
Dandenong South
VIC 3175
+61 3 8564 5000
NATA# 1261
Site# 1254

Geelong
19/8 Lewalan Street
Grovedale
VIC 3216
+61 3 8564 5000
NATA# 1261
Site# 25403

Sydney
179 Magowar Road
Girraween
NSW 2145
+61 2 9900 8400
NATA# 1261
Site# 18217

Canberra
Unit 1,2 Dacre Street
Mitchell
ACT 2911
+61 2 6113 8091
NATA# 1261
Site# 25466

Brisbane
1/21 Smallwood Place
Murarrie
QLD 4172
T: +61 7 3902 4600
NATA# 1261
Site# 20794

Newcastle
1/2 Frost Drive
Mayfield West
NSW 2304
+61 2 4968 8448
NATA# 1261
Site# 25079 & 25289

Eurofins ARL Pty Ltd
ABN: 91 05 0159 898

Perth
46-48 Banksia Road
Welshpool
WA 6106
+61 8 6253 4444
NATA# 2377
Site# 2370

Eurofins Environment Testing NZ Ltd
NZBN: 9429046024954

Auckland
35 O'Rorke Road
Penrose,
Auckland 1061
+64 9 526 4551
IANZ# 1327

Auckland (Asb)
Unit C1/4 Pacific Rise,
Mount Wellington,
Auckland 1061
+64 9 525 0568
IANZ# 1308

Christchurch
43 Detroit Drive
Rolleston,
Christchurch 7675
+64 3 343 5201
IANZ# 1290

Tauranga
1277 Cameron Road,
Gate Pa,
Tauranga 3112
+64 9 525 0568
IANZ# 1402

Company Name: Senversa Pty Ltd NSW
Address: Level 24, 1 Market Street
SYDNEY
NSW 2000

Project Name: SMITHFIELD
Project ID: 21182

Order No.:
Report #: 1069921
Phone: 02 9994 8016
Fax: 03 9606 0074

Received: Feb 19, 2024 2:25 PM
Due: Feb 26, 2024
Priority: 5 Day
Contact Name: Julia Nicholson

Eurofins Analytical Services Manager : Adam Bateup

Sample Detail						CANCELLED	Isopropanol	VOC AIR-TRH (Total Recoverable Hydrocarbons)	VOCs in Ambient Air by GC/MS
Melbourne Laboratory - NATA # 1261 Site # 1254							X	X	X
Sydney Laboratory - NATA # 1261 Site # 18217						X			
13	SV14-FRONT	Feb 14, 2024		Air	S24-Fe0045093		X	X	X
14	SV14-BACK	Feb 14, 2024		Air	S24-Fe0045094		X	X	X
15	SV15-FRONT	Feb 14, 2024		Air	S24-Fe0045095		X	X	X
16	SV15-BACK	Feb 14, 2024		Air	S24-Fe0045096		X	X	X
17	SV16-FRONT	Feb 14, 2024		Air	S24-Fe0045097		X	X	X
18	SV16-BACK	Feb 14, 2024		Air	S24-Fe0045098		X	X	X
19	SV17-FRONT	Feb 14, 2024		Air	S24-Fe0045099		X	X	X
20	SV17-BACK	Feb 14, 2024		Air	S24-Fe0045100		X	X	X
21	SV18-FRONT	Feb 14, 2024		Air	S24-Fe0045101	X			
22	SV18-BACK	Feb 14, 2024		Air	S24-Fe0045102	X			
23	SV19-FRONT	Feb 14, 2024		Air	S24-Fe0045103		X	X	X
24	SV19-BACK	Feb 14, 2024		Air	S24-Fe0045104		X	X	X
25	SV20-FRONT	Feb 14, 2024		Air	S24-Fe0045105		X	X	X
26	SV20-BACK	Feb 14, 2024		Air	S24-Fe0045106		X	X	X
27	SV21-FRONT	Feb 14, 2024		Air	S24-Fe0045107		X	X	X

eurofins

web: www.eurofins.com.au
email: EnviroSales@eurofins.com

Eurofins Environment Testing Australia Pty Ltd
ABN: 50 005 085 521

Melbourne
6 Monterey Road
Dandenong South
VIC 3175
+61 3 8564 5000
NATA# 1261
Site# 1254

Geelong
19/8 Lewalan Street
Grovedale
VIC 3216
+61 3 8564 5000
NATA# 1261
Site# 25403

Sydney
179 Magowar Road
Girraween
NSW 2145
+61 2 9900 8400
NATA# 1261
Site# 18217

Canberra
Unit 1,2 Dacre Street
Mitchell
ACT 2911
+61 2 6113 8091
NATA# 1261
Site# 25466

Brisbane
1/21 Smallwood Place
Murarrie
QLD 4172
T: +61 7 3902 4600
NATA# 1261
Site# 20794

Newcastle
1/2 Frost Drive
Mayfield West
NSW 2304
+61 2 4968 8448
NATA# 1261
Site# 25079 & 25289

Eurofins ARL Pty Ltd
ABN: 91 05 0159 898

Perth
46-48 Banksia Road
Welshpool
WA 6106
+61 8 6253 4444
NATA# 2377
Site# 2370

Eurofins Environment Testing NZ Ltd
NZBN: 9429046024954

Auckland
35 O'Rorke Road
Penrose,
Auckland 1061
+64 9 526 4551
IANZ# 1327

Auckland (Asb)
Unit C1/4 Pacific Rise,
Mount Wellington,
Auckland 1061
+64 9 525 0568
IANZ# 1308

Christchurch
43 Detroit Drive
Rolleston,
Christchurch 7675
+64 3 343 5201
IANZ# 1290

Tauranga
1277 Cameron Road,
Gate Pa,
Tauranga 3112
+64 9 525 0568
IANZ# 1402

Company Name: Senversa Pty Ltd NSW
Address: Level 24, 1 Market Street
SYDNEY
NSW 2000

Project Name: SMITHFIELD
Project ID: 21182

Order No.:
Report #: 1069921
Phone: 02 9994 8016
Fax: 03 9606 0074

Received: Feb 19, 2024 2:25 PM
Due: Feb 26, 2024
Priority: 5 Day
Contact Name: Julia Nicholson

Eurofins Analytical Services Manager : Adam Bateup

Sample Detail						CANCELLED	Isopropanol	VOC AIR-TRH (Total Recoverable Hydrocarbons)	VOCs in Ambient Air by GC/MS
Melbourne Laboratory - NATA # 1261 Site # 1254							X	X	X
Sydney Laboratory - NATA # 1261 Site # 18217						X			
28	SV21-BACK	Feb 14, 2024		Air	S24-Fe0045108		X	X	X
29	SV22-FRONT	Feb 14, 2024		Air	S24-Fe0045109		X	X	X
30	SV22-BACK	Feb 14, 2024		Air	S24-Fe0045110		X	X	X
31	SV23-FRONT	Feb 14, 2024		Air	S24-Fe0045111		X	X	X
32	SV23-BACK	Feb 14, 2024		Air	S24-Fe0045112		X	X	X
33	SV24-FRONT	Feb 14, 2024		Air	S24-Fe0045113		X	X	X
34	SV24-BACK	Feb 14, 2024		Air	S24-Fe0045114		X	X	X
35	SV25-FRONT	Feb 14, 2024		Air	S24-Fe0045115		X	X	X
36	SV25-BACK	Feb 14, 2024		Air	S24-Fe0045116		X	X	X
37	SV26-FRONT	Feb 14, 2024		Air	S24-Fe0045117		X	X	X
38	SV26-BACK	Feb 14, 2024		Air	S24-Fe0045118		X	X	X
39	SV27-FRONT	Feb 14, 2024		Air	S24-Fe0045119		X	X	X
40	SV27-BACK	Feb 14, 2024		Air	S24-Fe0045120		X	X	X
41	SV28-FRONT	Feb 14, 2024		Air	S24-Fe0045121		X	X	X
42	SV28-BACK	Feb 14, 2024		Air	S24-Fe0045122		X	X	X

eurofins

web: www.eurofins.com.au
email: EnviroSales@eurofins.com

Eurofins Environment Testing Australia Pty Ltd
ABN: 50 005 085 521

Melbourne
6 Monterey Road
Dandenong South
VIC 3175
+61 3 8564 5000
NATA# 1261
Site# 1254

Geelong
19/8 Lewalan Street
Grovedale
VIC 3216
+61 3 8564 5000
NATA# 1261
Site# 25403

Sydney
179 Magowar Road
Girraween
NSW 2145
+61 2 9900 8400
NATA# 1261
Site# 18217

Canberra
Unit 1,2 Dacre Street
Mitchell
ACT 2911
+61 2 6113 8091
NATA# 1261
Site# 25466

Brisbane
1/21 Smallwood Place
Murarrie
QLD 4172
T: +61 7 3902 4600
NATA# 1261
Site# 20794

Newcastle
1/2 Frost Drive
Mayfield West
NSW 2304
+61 2 4968 8448
NATA# 1261
Site# 25079 & 25289

Eurofins ARL Pty Ltd
ABN: 91 05 0159 898

Perth
46-48 Banksia Road
Welshpool
WA 6106
+61 8 6253 4444
NATA# 2377
Site# 2370

Eurofins Environment Testing NZ Ltd
NZBN: 9429046024954

Auckland
35 O'Rorke Road
Penrose,
Auckland 1061
+64 9 526 4551
IANZ# 1327

Auckland (Asb)
Unit C1/4 Pacific Rise,
Mount Wellington,
Auckland 1061
+64 9 525 0568
IANZ# 1308

Christchurch
43 Detroit Drive
Rolleston,
Christchurch 7675
+64 3 343 5201
IANZ# 1290

Tauranga
1277 Cameron Road,
Gate Pa,
Tauranga 3112
+64 9 525 0568
IANZ# 1402

Company Name: Senversa Pty Ltd NSW
Address: Level 24, 1 Market Street
SYDNEY
NSW 2000

Project Name: SMITHFIELD
Project ID: 21182

Order No.:
Report #: 1069921
Phone: 02 9994 8016
Fax: 03 9606 0074

Received: Feb 19, 2024 2:25 PM
Due: Feb 26, 2024
Priority: 5 Day
Contact Name: Julia Nicholson

Eurofins Analytical Services Manager : Adam Bateup

Sample Detail						CANCELLED	Isopropanol	VOC AIR-TRH (Total Recoverable Hydrocarbons)	VOCs in Ambient Air by GC/MS
Melbourne Laboratory - NATA # 1261 Site # 1254							X	X	X
Sydney Laboratory - NATA # 1261 Site # 18217						X			
43	SV29-FRONT	Feb 14, 2024		Air	S24-Fe0045123		X	X	X
44	SV29-BACK	Feb 14, 2024		Air	S24-Fe0045124		X	X	X
45	SV30-FRONT	Feb 14, 2024		Air	S24-Fe0045125		X	X	X
46	SV30-BACK	Feb 14, 2024		Air	S24-Fe0045126		X	X	X
47	SV31-FRONT	Feb 14, 2024		Air	S24-Fe0045127		X	X	X
48	SV31-BACK	Feb 14, 2024		Air	S24-Fe0045128		X	X	X
49	SV32-FRONT	Feb 14, 2024		Air	S24-Fe0045129		X	X	X
50	SV32-BACK	Feb 14, 2024		Air	S24-Fe0045130		X	X	X
51	SV33-FRONT	Feb 14, 2024		Air	S24-Fe0045131		X	X	X
52	SV33-BACK	Feb 14, 2024		Air	S24-Fe0045132		X	X	X
53	SV34-FRONT	Feb 14, 2024		Air	S24-Fe0045133		X	X	X
54	SV34-BACK	Feb 14, 2024		Air	S24-Fe0045134		X	X	X
55	SV35-FRONT	Feb 14, 2024		Air	S24-Fe0045135		X	X	X
56	SV35-BACK	Feb 14, 2024		Air	S24-Fe0045136		X	X	X
57	SV36-FRONT	Feb 14, 2024		Air	S24-Fe0045137		X	X	X

eurofins

web: www.eurofins.com.au
email: EnviroSales@eurofins.com

Eurofins Environment Testing Australia Pty Ltd
ABN: 50 005 085 521

Melbourne
6 Monterey Road
Dandenong South
VIC 3175
+61 3 8564 5000
NATA# 1261
Site# 1254

Geelong
19/8 Lewalan Street
Grovedale
VIC 3216
+61 3 8564 5000
NATA# 1261
Site# 25403

Sydney
179 Magowar Road
Girraween
NSW 2145
+61 2 9900 8400
NATA# 1261
Site# 18217

Canberra
Unit 1,2 Dacre Street
Mitchell
ACT 2911
+61 2 6113 8091
NATA# 1261
Site# 25466

Brisbane
1/21 Smallwood Place
Murarrie
QLD 4172
T: +61 7 3902 4600
NATA# 1261
Site# 20794

Newcastle
1/2 Frost Drive
Mayfield West
NSW 2304
+61 2 4968 8448
NATA# 1261
Site# 25079 & 25289

Eurofins ARL Pty Ltd
ABN: 91 05 0159 898

Perth
46-48 Banksia Road
Welshpool
WA 6106
+61 8 6253 4444
NATA# 2377
Site# 2370

Eurofins Environment Testing NZ Ltd
NZBN: 9429046024954

Auckland
35 O'Rorke Road
Penrose,
Auckland 1061
+64 9 526 4551
IANZ# 1327

Auckland (Asb)
Unit C1/4 Pacific Rise,
Mount Wellington,
Auckland 1061
+64 9 525 0568
IANZ# 1308

Christchurch
43 Detroit Drive
Rolleston,
Christchurch 7675
+64 3 343 5201
IANZ# 1290

Tauranga
1277 Cameron Road,
Gate Pa,
Tauranga 3112
+64 9 525 0568
IANZ# 1402

Company Name: Senversa Pty Ltd NSW
Address: Level 24, 1 Market Street
SYDNEY
NSW 2000

Project Name: SMITHFIELD
Project ID: 21182

Order No.:
Report #: 1069921
Phone: 02 9994 8016
Fax: 03 9606 0074

Received: Feb 19, 2024 2:25 PM
Due: Feb 26, 2024
Priority: 5 Day
Contact Name: Julia Nicholson

Eurofins Analytical Services Manager : Adam Bateup

Sample Detail						CANCELLED	Isopropanol	VOC AIR-TRH (Total Recoverable Hydrocarbons)	VOCs in Ambient Air by GC/MS
Melbourne Laboratory - NATA # 1261 Site # 1254							X	X	X
Sydney Laboratory - NATA # 1261 Site # 18217						X			
58	SV36-BACK	Feb 14, 2024		Air	S24-Fe0045138		X	X	X
59	SV37-FRONT	Feb 14, 2024		Air	S24-Fe0045139		X	X	X
60	SV37-BACK	Feb 14, 2024		Air	S24-Fe0045140		X	X	X
61	SV38-FRONT	Feb 14, 2024		Air	S24-Fe0045141		X	X	X
62	SV38-BACK	Feb 14, 2024		Air	S24-Fe0045142		X	X	X
63	SV39-FRONT	Feb 14, 2024		Air	S24-Fe0045143		X	X	X
64	SV39-BACK	Feb 14, 2024		Air	S24-Fe0045144		X	X	X
65	SV40-FRONT	Feb 14, 2024		Air	S24-Fe0045145		X	X	X
66	SV40-BACK	Feb 14, 2024		Air	S24-Fe0045146		X	X	X
67	QV02-FRONT	Feb 14, 2024		Air	S24-Fe0045147		X	X	X
68	QV02-BACK	Feb 14, 2024		Air	S24-Fe0045148		X	X	X
69	QV03-FRONT	Feb 14, 2024		Air	S24-Fe0045149		X	X	X
70	QV03-BACK	Feb 14, 2024		Air	S24-Fe0045150		X	X	X
71	FB 2-FRONT	Feb 14, 2024		Air	S24-Fe0045151		X	X	X
72	FB 2-BACK	Feb 14, 2024		Air	S24-Fe0045152		X	X	X

Eurofins Environment Testing Australia Pty Ltd
ABN: 50 005 085 521

Melbourne
6 Monterey Road
Dandenong South
VIC 3175
+61 3 8564 5000
NATA# 1261
Site# 1254

Geelong
19/8 Lewalan Street
Grovedale
VIC 3216
+61 3 8564 5000
NATA# 1261
Site# 25403

Sydney
179 Magowar Road
Girraween
NSW 2145
+61 2 9900 8400
NATA# 1261
Site# 18217

Canberra
Unit 1,2 Dacre Street
Mitchell
ACT 2911
+61 2 6113 8091
NATA# 1261
Site# 25466

Brisbane
1/21 Smallwood Place
Murarrie
QLD 4172
T: +61 7 3902 4600
NATA# 1261
Site# 20794

Newcastle
1/2 Frost Drive
Mayfield West
NSW 2304
+61 2 4968 8448
NATA# 1261
Site# 25079 & 25289

Eurofins ARL Pty Ltd
ABN: 91 05 0159 898

Perth
46-48 Banksia Road
Welshpool
WA 6106
+61 8 6253 4444
NATA# 2377
Site# 2370

Eurofins Environment Testing NZ Ltd
NZBN: 9429046024954

Auckland
35 O'Rorke Road
Penrose,
Auckland 1061
+64 9 526 4551
IANZ# 1327

Auckland (Asb)
Unit C1/4 Pacific Rise,
Mount Wellington,
Auckland 1061
+64 9 525 0568
IANZ# 1308

Christchurch
43 Detroit Drive
Rolleston,
Christchurch 7675
+64 3 343 5201
IANZ# 1290

Tauranga
1277 Cameron Road,
Gate Pa,
Tauranga 3112
+64 9 525 0568
IANZ# 1402

web: www.eurofins.com.au
email: EnviroSales@eurofins.com

Company Name: Senversa Pty Ltd NSW
Address: Level 24, 1 Market Street
SYDNEY
NSW 2000

Project Name: SMITHFIELD
Project ID: 21182

Order No.:
Report #: 1069921
Phone: 02 9994 8016
Fax: 03 9606 0074

Received: Feb 19, 2024 2:25 PM
Due: Feb 26, 2024
Priority: 5 Day
Contact Name: Julia Nicholson

Eurofins Analytical Services Manager : Adam Bateup

Sample Detail	CANCELLED	Isopropanol	VOC AIR-TRH (Total Recoverable Hydrocarbons)	VOCs in Ambient Air by GC/MS
Melbourne Laboratory - NATA # 1261 Site # 1254		X	X	X
Sydney Laboratory - NATA # 1261 Site # 18217	X			
Test Counts	3	70	70	70

Internal Quality Control Review and Glossary

General

1. Laboratory QC results for Method Blanks, Duplicates, Matrix Spikes, and Laboratory Control Samples follow guidelines delineated in the National Environment Protection (Assessment of Site Contamination) Measure 1999, as amended May 2013. They are included in this QC report where applicable. Additional QC data may be available on request.
2. All soil/sediment/solid results are reported on a dry weight basis unless otherwise stated.
3. All biota/food results are reported on a wet weight basis on the edible portion unless otherwise stated.
4. For CEC results where the sample's origin is unknown or environmentally contaminated, the results should be used advisedly.
5. Actual LORs are matrix dependent. Quoted LORs may be raised where sample extracts are diluted due to interferences.
6. Results are uncorrected for matrix spikes or surrogate recoveries except for PFAS compounds.
7. SVOC analysis on waters is performed on homogenised, unfiltered samples unless noted otherwise.
8. Samples were analysed on an 'as received' basis.
9. Information identified in this report with blue colour indicates data provided by customers that may have an impact on the results.
10. This report replaces any interim results previously issued.

Holding Times

Please refer to the 'Sample Preservation and Container Guide' for holding times (QS3001).

For samples received on the last day of holding time, notification of testing requirements should have been received at least 6 hours before sample receipt deadlines as stated on the SRA.

If the Laboratory did not receive the information in the required timeframe, and despite any other integrity issues, suitably qualified results may still be reported.

Holding times apply from the date of sampling; therefore, compliance with these may be outside the laboratory's control.

For VOCs containing vinyl chloride, styrene and 2-chloroethyl vinyl ether, the holding time is 7 days; however, for all other VOCs, such as BTEX or C6-10 TRH, the holding time is 14 days.

Units

mg/kg: milligrams per kilogram	**mg/L:** milligrams per litre	**ppm:** parts per million
µg/L: micrograms per litre	**ppb:** parts per billion	**%:** Percentage
org/100 mL: Organisms per 100 millilitres	**NTU:** Nephelometric Turbidity Units	**MPN/100 mL:** Most Probable Number of organisms per 100 millilitres
CFU: Colony forming unit	**Colour:** Pt-Co Units	

Terms

APHA	American Public Health Association
CEC	Cation Exchange Capacity
COC	Chain of Custody
CP	Client Parent - QC was performed on samples pertaining to this report
CRM	Certified Reference Material (ISO17034) - reported as percent recovery.
Dry	Where moisture has been determined on a solid sample, the result is expressed on a dry weight basis.
Duplicate	A second piece of analysis from the same sample and reported in the same units as the result to show comparison.
LOR	Limit of Reporting.
LCS	Laboratory Control Sample - reported as percent recovery.
Method Blank	In the case of solid samples, these are performed on laboratory-certified clean sands and in the case of water samples, these are performed on de-ionised water.
NCP	Non-Client Parent - QC performed on samples not pertaining to this report, QC represents the sequence or batch that client samples were analysed within.
RPD	Relative Percent Difference between two Duplicate pieces of analysis.
SPIKE	Addition of the analyte to the sample and reported as percentage recovery.
SRA	Sample Receipt Advice
Surr - Surrogate	The addition of a similar compound to the analyte target is reported as percentage recovery. See below for acceptance criteria.
TBTO	Tributyltin oxide (*bis*-tributyltin oxide) - individual tributyltin compounds cannot be identified separately in the environment; however, free tributyltin was measured, and its values were converted stoichiometrically into tributyltin oxide for comparison with regulatory limits.
TCLP	Toxicity Characteristic Leaching Procedure
TEQ	Toxic Equivalency Quotient or Total Equivalence
QSM	US Department of Defense Quality Systems Manual Version 5.4
US EPA	United States Environmental Protection Agency
WA DWER	Sum of PFBA, PFPeA, PFHxA, PFHpA, PFOA, PFBS, PFHxS, PFOS, 6:2 FTSA, 8:2 FTSA

QC - Acceptance Criteria

The acceptance criteria should only be used as a guide and may be different when site-specific Sampling Analysis and Quality Plan (SAQP) have been implemented.

RPD Duplicates: Global RPD Duplicates Acceptance Criteria is ≤30%; however, the following acceptance guidelines are equally applicable:

Results <10 times the LOR:	No Limit
Results between 10-20 times the LOR:	RPD must lie between 0-50%
Results >20 times the LOR:	RPD must lie between 0-30%

NOTE: pH duplicates are reported as a range, not as RPD

Surrogate Recoveries: Recoveries must lie between 20-130% for Speciated Phenols & 50-150% for PFAS. SVOCs recoveries 20 – 150%, VOC recoveries 70 – 130%

PFAS field samples containing surrogate recoveries above the QC limit designated in QSM 5.4, where no positive PFAS results have been reported or reviewed, and no data was affected.

QC Data General Comments

1. Where a result is reported as less than (<), higher than the nominated LOR, this is due to either matrix interference, extract dilution required due to interferences or contaminant levels within the sample, high moisture content or insufficient sample provided.
2. Duplicate data shown within this report that states the word "BATCH" is a Batch Duplicate from outside of your sample batch but within the laboratory sample batch at a 1:10 ratio. The Parent and Duplicate data shown are not data from your samples.
3. pH and Free Chlorine analysed in the laboratory - Analysis on this test must begin within 30 minutes of sampling. Therefore, laboratory analysis is unlikely to be completed within holding time.Analysis will begin as soon as possible after sample receipt.
4. Recovery Data (Spikes & Surrogates) - where chromatographic interference does not allow the determination of recovery, the term "INT" appears against that analyte.
5. For Matrix Spikes and LCS results, a dash "-" in the report means that the specific analyte was not added to the QC sample.
6. Duplicate RPDs are calculated from raw analytical data; thus, it is possible to have two sets of data.

Quality Control Results

Test	Units	Result 1			Acceptance Limits	Pass Limits	Qualifying Code
Method Blank							
Alcohols							
Isopropanol	Total ug	< 10			10	Pass	
Method Blank							
VOCs in Ambient Air by GC/MS							
1.1-Dichloroethane	Total ug	< 0.5			0.5	Pass	
1.1-Dichloroethene	Total ug	< 0.5			0.5	Pass	
1.1-Dichloropropene	Total ug	< 0.5			0.5	Pass	
1.1.1-Trichloroethane	Total ug	< 0.5			0.5	Pass	
1.1.1.2-Tetrachloroethane	Total ug	< 0.5			0.5	Pass	
1.1.2-Trichloroethane	Total ug	< 0.5			0.5	Pass	
1.1.2.2-Tetrachloroethane	Total ug	< 0.5			0.5	Pass	
1.2-Dibromo-3-chloropropane	Total ug	< 0.5			0.5	Pass	
1.2-Dibromoethane	Total ug	< 0.5			0.5	Pass	
1.2-Dichloroethane	Total ug	< 0.5			0.5	Pass	
1.2-Dichloropropane	Total ug	< 0.5			0.5	Pass	
1.2.3-Trichloropropane	Total ug	< 0.5			0.5	Pass	
1.2.4-Trimethylbenzene	Total ug	< 0.5			0.5	Pass	
1.3-Dichloropropane	Total ug	< 0.5			0.5	Pass	
1.3.5-Trimethylbenzene	Total ug	< 0.5			0.5	Pass	
2-Chlorotoluene	Total ug	< 0.5			0.5	Pass	
2.2-Dichloropropane	Total ug	< 0.5			0.5	Pass	
4-Chlorotoluene	Total ug	< 0.5			0.5	Pass	
Benzene	Total ug	< 0.5			0.5	Pass	
Bromochloromethane	Total ug	< 0.5			0.5	Pass	
Bromodichloromethane	Total ug	< 0.5			0.5	Pass	
Bromoform	Total ug	< 0.5			0.5	Pass	
Carbon Tetrachloride	Total ug	< 0.5			0.5	Pass	
Chlorobenzene	Total ug	< 0.5			0.5	Pass	
Chloroform	Total ug	< 0.5			0.5	Pass	
cis-1.2-Dichloroethene	Total ug	< 0.5			0.5	Pass	
cis-1.3-Dichloropropene	Total ug	< 0.5			0.5	Pass	
Dibromochloromethane	Total ug	< 0.5			0.5	Pass	
Dibromomethane	Total ug	< 0.5			0.5	Pass	
Ethylbenzene	Total ug	< 0.5			0.5	Pass	
Isopropyl benzene (Cumene)	Total ug	< 0.5			0.5	Pass	
n-Butylbenzene	Total ug	< 0.5			0.5	Pass	
n-Propylbenzene	Total ug	< 0.5			0.5	Pass	
Naphthalene	Total ug	< 0.5			0.5	Pass	
p-Isopropyltoluene	Total ug	< 0.5			0.5	Pass	
sec-Butylbenzene	Total ug	< 0.5			0.5	Pass	
Styrene	Total ug	< 5			5	Pass	
tert-Butylbenzene	Total ug	< 0.5			0.5	Pass	
Tetrachloroethene	Total ug	< 0.5			0.5	Pass	
Toluene	Total ug	< 0.5			0.5	Pass	
trans-1.3-Dichloropropene	Total ug	< 0.5			0.5	Pass	
Trichloroethene	Total ug	< 0.5			0.5	Pass	
Trichlorofluoromethane	Total ug	< 0.5			0.5	Pass	
Vinyl chloride	Total ug	< 0.5			0.5	Pass	
Xylenes - Total*	Total ug	< 1.5			1.5	Pass	
1.2-Dichlorobenzene	Total ug	< 0.5			0.5	Pass	
1.2.3-Trichlorobenzene	Total ug	< 0.5			0.5	Pass	

Test	Units	Result 1			Acceptance Limits	Pass Limits	Qualifying Code
1.2.4-Trichlorobenzene	Total ug	< 0.5			0.5	Pass	
1.3-Dichlorobenzene	Total ug	< 0.5			0.5	Pass	
1.4-Dichlorobenzene	Total ug	< 0.5			0.5	Pass	
Hexachlorobutadiene	Total ug	< 0.5			0.5	Pass	
Method Blank							
Total Recoverable Hydrocarbons							
TRH C6-C10	Total ug	< 20			20	Pass	
TRH >C10-C16	Total ug	< 20			20	Pass	
LCS - % Recovery							
Alcohols							
Isopropanol	%	88			70-130	Pass	
LCS - % Recovery							
VOCs in Ambient Air by GC/MS							
1.1-Dichloroethene	%	86			70-130	Pass	
1.1-Dichloropropene	%	92			70-130	Pass	
1.1.1-Trichloroethane	%	86			70-130	Pass	
1.2-Dibromo-3-chloropropane	%	87			75-125	Pass	
1.2-Dichloroethane	%	84			70-130	Pass	
Benzene	%	83			70-130	Pass	
Ethylbenzene	%	90			70-130	Pass	
Naphthalene	%	84			70-130	Pass	
Toluene	%	97			70-130	Pass	
Trichloroethene	%	96			70-130	Pass	
Xylenes - Total*	%	110			70-130	Pass	
1.2-Dichlorobenzene	%	79			70-130	Pass	
1.2.3-Trichlorobenzene	%	82			70-130	Pass	
1.2.4-Trichlorobenzene	%	75			70-130	Pass	
1.4-Dichlorobenzene	%	78			70-130	Pass	

Comments

Sample Integrity

Custody Seals Intact (if used)	N/A
Attempt to Chill was evident	Yes
Sample correctly preserved	Yes
Appropriate sample containers have been used	Yes
Sample containers for volatile analysis received with minimal headspace	Yes
Samples received within HoldingTime	Yes
Some samples have been subcontracted	No

Qualifier Codes/Comments

Code	Description
N01	F2 is determined by arithmetically subtracting the "naphthalene" value from the ">C10-C16" value. The naphthalene value used in this calculation is obtained from volatiles (Purge & Trap analysis).
N04	F1 is determined by arithmetically subtracting the "Total BTEX" value from the "C6-C10" value. The "Total BTEX" value is obtained by summing the concentrations of BTEX analytes. The "C6-C10" value is obtained by quantitating against a standard of mixed aromatic/aliphatic analytes.

Authorised by:

Adam Bateup	Analytical Services Manager
Joseph Edouard	Senior Analyst-Organic
Joseph Edouard	Senior Analyst-Volatile



Glenn Jackson
Managing Director

Final Report – this report replaces any previously issued Report

- Indicates Not Requested

* Indicates NATA accreditation does not cover the performance of this service

Measurement uncertainty of test data is available on request or please click here.

Eurofins shall not be liable for loss, cost, damages or expenses incurred by the client, or any other person or company, resulting from the use of any information or interpretation given in this report. In no case shall Eurofins be liable for consequential damages including, but not limited to, lost profits, damages for failure to meet deadlines and lost production arising from this report. This document shall not be reproduced except in full and relates only to the items tested. Unless indicated otherwise, the tests were performed on the samples as received.

senversa

Chain of Custody Documentation

Senversa Pty Ltd
www.senversa.com.au
ABN 89 132 231 380

Laboratory: mgt/Eurofins
Address:
Contact: Sample Receipt
Phone:

Job Number:	21182	Purchase Order:	
Project Name:	Smithfield	Quote No:	
Sampled By:	Julia	Turn Around Time:	Standard
Project Manager:	Julia		
Send Invoice to	supplieraccounts@senversa.com.au	Page:	1 of 1
Email Report To:	julia.nicholson@senversa.com.au	Phone/Mobile:	

Sample Information					Container Information		Analysis Required												
Lab ID	Sample ID	Matrix *	Date	Time	Type / Code	Total Bottles	TRH, BTEX, PAH, heavy metals	VOCs, SVOCs	OCPs, PCBs	PFAS 28 compound	TOC, CEC, pH	Asbestos 500 mL	Asbestos absence/presence	BTEXN	Chromium suite (ASS/PASS)		HOLD	Comments: e.g Highly contaminated sample; hazardous materials present; trace LORs etc.
	MW07_0.3-0.4	Soil	2/14/2024		J+P+B		X					X						
	MW07_0.9-1.0	Soil	2/14/2024		J+P+B													
	MW07_1.9-2.0	Soil	2/14/2024		J + ASS													
	MW07_2.9-3.0	Soil	2/14/2024		J													
	MW07_3.9-4.0	Soil	2/14/2024		J													
	MW08_0.2-0.3	Soil	2/15/2024		J+P													
	MW08_1.0-1.1	Soil	2/15/2024		J													
	MW08_2.0-2.1	Soil	2/15/2024		J		X											
	MW08_3.0-3.1	Soil	2/15/2024		J													
	MW08_4.0-4.1	Soil	2/15/2024		J													
	MW08_5.0-5.1	Soil	2/15/2024		J													
	SB22_0.3-0.4	Soil	2/16/2024		J+P					X								
	SB22_0.8-0.9	Soil	2/16/2024		J		X	X	X									
	SB22_0.9-1.0	Soil	2/16/2024		J													
	SB23_0.3-0.4	Soil	2/14/2024		J+P+B		X	X	X			X						
	SB23_0.5-0.6	Soil	2/14/2024		J+P													
	SB23_1.1-1.2	Soil	2/14/2024		J													
	SB23_1.8-1.9	Soil	2/14/2024		J+ASS										X			
	SB23_2.1-2.2	Soil	2/14/2024		J													*Please use jar to subsample asbestos (absence/presence)
	SB24_0.2-0.3	Soil	2/14/2024		J+P+B													
	SB24_0.5-0.6	Soil	2/14/2024		J+P+B		X	X		X		X						
	SB24_1.0-1.1	Soil	2/14/2024		J+ASS										X			
	SB24_1.5-1.6	Soil	2/14/2024		J													
	SB25_0.2-0.3	Soil	2/14/2024		J+P+B													
	SB25_1.0-1.1	Soil	2/14/2024		J+ASS		X	X							X			
	SB25_1.9-2.0	Soil	2/14/2024		J													
	SB26_0.1-0.2	Soil	2/16/2024		J		X											
	SB26_0.4-0.5	Soil	2/16/2024		J													
	SB26_0.9-1.0	Soil	2/16/2024		J													
	SB27_0.15-0.25	Soil	2/16/2024		J+P													
	SB27_0.5-0.6	Soil	2/16/2024		J+P		X	X	X	X								
	SB27_1.0-1.1	Soil	2/16/2024		J			X										
	SB27_1.5-1.6	Soil	2/16/2024		J		X	X	X									
	SB27_2.0-2.1	Soil	2/16/2024		J													
	SB27_2.2-2.3	Soil	2/16/2024		J			X										
	SB27_2.5-2.6	Soil	2/16/2024		J													
	SB27_3.0-3.1	Soil	2/16/2024		J													
	QC101	Soil	2/16/2024		J		X	X	X									
	SB28_0.2-0.3	Soil	2/16/2024		J+P													

Completed by: _____
Checked by: _____

1070194

	SB28_0.4-0.5	Soil	2/16/2024		J+P		X	X	X									
	SB28_0.7-0.8	Soil	2/16/2024		J													
	SB29_0-0.1	Soil	2/16/2024		J+P+B		X	X	X	X		X						
	SB29_0.5-0.6	Soil	2/16/2024		J													
	SB29_1.1-1.2	Soil	2/16/2024		J													
	SB30_0.05-0.15	Soil	2/16/2024		J													
	SB30_0.2-0.3	Soil	2/16/2024		J													
	SB30_1.0-1.1	Soil	2/16/2024		J		X											
	SB31_0-0.1	Soil	2/16/2024		J+P													
	SB31_0.5-0.6	Soil	2/16/2024		J		X											
	SB32_0-0.1	Soil	2/16/2024		J+P													
	SB32_0.1-0.2	Soil	2/16/2024		J+B		X					X						
	SB32_0.9-1.0	Soil	2/16/2024		J													
	SB33_0-0.1	Soil	2/16/2024		J+P		X	X	X									
	SB33_0.5-0.6	Soil	2/16/2024		J													
	SB33_1.0-1.1	Soil	2/16/2024		J													
	SB34_0.2-0.3	Soil	2/16/2024		J+P		X	X		X								
	SB34_0.5-0.6	Soil	2/16/2024		J													
	SB34_0.6-0.7	Soil	2/16/2024		J+P		X	X	X									
	SB34_1.1-1.2	Soil	2/16/2024		J													
	SB35_0.2-0.3	Soil	2/16/2024		J+P		X	X										
	SB35_0.3-0.4	Soil	2/16/2024		J+P													
	SB35_1.0-1.1	Soil	2/16/2024		J		X	X										
	SB35_1.5-1.6	Soil	2/16/2024		J													
	SB35_2.0-2.1	Soil	2/16/2024		J													
	rinsate 3	water	2/14/2024		bottles													
	rinsate 4	water	2/15/2024		bottles													
	rinsate 5	water	2/16/2024		bottles													
	FB 3	water	2/13/2024		bottles													
	TS	water	2/13/2024		bottles													
	TB	water	2/13/2024		bottles													
Total																		

Sampler: I attest that proper field sampling procedures in accordance with Senversa standard procedures and/or project specifications were used during the collection of these samples:

Sampler Name: Julia

Signature: Julia

Date: 12/7/2023

Relinquished By: Brenwell 19/2/24 2:25 150

Method of Shipment (if applicable):

Received by:

1070199

Completed by: _____

Checked by:

Kind regards,

Sydney Sample Receipt

Eurofins Environment Testing Australia Pty Ltd

179 Magowar Rd
Girraween, NSW 2145

Phone: +61 2 9900 8421

E-mail: EnviroSampleNSW@eurofins.com

Website: www.eurofins.com.au/environmental-testing

35 YEARS
TESTING FOR LIFE

From: Julia Nicholson <Julia.Nicholson@senversa.com.au>
Sent: Wednesday, March 6, 2024 11:50 AM
To: #AU25_Enviro_Sample_NSW <EnviroSampleNSW@eurofins.com>
Subject: 1070199 - Sample Name Edit

CAUTION: EXTERNAL EMAIL - Sent from an email domain that is not formally trusted by Eurofins.

Do not click on links or open attachments unless you recognise the sender and are certain that the content is safe.

Hi

Could I please get the following samples renamed.

SS22 should be SB22
SS23 should be SB23
SS24 should be SB24
SS25 should be SB25
SS26 should be SB26
SS27 should be SB27

Thanks,
Julia

senversa

Julia Nicholson

Senior Associate Environmental Scientist

M: +61 435 372 567
E: Julia.Nicholson@senversa.com.au

www.senversa.com.au

eurofins | Environment Testing

www.eurofins.com.au EnviroSales@eurofins.com

Eurofins Environment Testing Australia Pty Ltd

ABN: 50 005 085 521

Melbourne	Geelong	Sydney	Canberra	Brisbane	Newcastle
6 Monterey Road	19/8 Lewalan Street	179 Magowar Road	Unit 1,2 Dacre Street	1/21 Smallwood Place	1/2 Frost Drive
Dandenong South	Grovedale	Girraween	Mitchell	Murarrie	Mayfield West
VIC 3175	VIC 3216	NSW 2145	ACT 2911	QLD 4172	NSW 2304
+61 3 8564 5000	+61 3 8564 5000	+61 2 9900 8400	+61 2 6113 8091	T: +61 7 3902 4600	+61 2 4968 8448
NATA# 1261	NATA# 1261	NATA# 1261	NATA# 1261	NATA# 1261	NATA# 1261
Site# 1254	Site# 25403	Site# 18217	Site# 25466	Site# 20794	Site# 25079 & 25289

Eurofins ARL Pty Ltd

ABN: 91 05 0159 898

Perth
46-48 Banksia Road
Welshpool
WA 6106
+61 8 6253 4444
NATA# 2377
Site# 2370

Eurofins Environment Testing NZ Ltd

NZBN: 9429046024954

Auckland	Auckland (Asb)	Christchurch	Tauranga
35 O'Rorke Road	Unit C1/4 Pacific Rise,	43 Detroit Drive	1277 Cameron Road,
Penrose,	Mount Wellington,	Rolleston,	Gate Pa,
Auckland 1061	Auckland 1061	Christchurch 7675	Tauranga 3112
+64 9 526 4551	+64 9 525 0568	+64 3 343 5201	+64 9 525 0568
IANZ# 1327	IANZ# 1308	IANZ# 1290	IANZ# 1402

Sample Receipt Advice

Company name:	Senversa Pty Ltd NSW
Contact name:	Julia Nicholson
Project name:	SMITHFIELD
Project ID:	21182
Turnaround time:	5 Day
Date/Time received	Feb 19, 2024 2:25 PM
Eurofins reference	1070199

Sample Information

✓	A detailed list of analytes logged into our LIMS, is included in the attached summary table.
✓	All samples have been received as described on the above COC.
✓	COC has been completed correctly.
✓	Attempt to chill was evident.
✓	Appropriately preserved sample containers have been used.
✓	All samples were received in good condition.
✓	Samples have been provided with adequate time to commence analysis in accordance with the relevant holding times.
✓	Appropriate sample containers have been used.
✓	Sample containers for volatile analysis received with zero headspace.
✗	Split sample sent to requested external lab.
✗	Some samples have been subcontracted.
N/A	Custody Seals intact (if used).

Notes

Received sample jar SB34_0.5-0.6 labelled as SB34_0.3-0.4. Logged as per COC. Received extra sample jar MW09_0.5-0.6, MW09_1.0-1.1, MW09_2.0-2.1, SB23_1-1.1, SB24_1.1-1.2. Logged on hold.

Contact

If you have any questions with respect to these samples, please contact your Analytical Services Manager:

Adam Bateup on phone : or by email: AdamBateup@eurofins.com

Results will be delivered electronically via email to Julia Nicholson - julia.nicholson@senversa.com.au.

Note: A copy of these results will also be delivered to the general Senversa Pty Ltd NSW email address.

eurofins

web: www.eurofins.com.au
email: EnviroSales@eurofins.com

Eurofins Environment Testing Australia Pty Ltd
ABN: 50 005 085 521

Melbourne	Geelong	Sydney	Canberra	Brisbane	Newcastle
6 Monterey Road	19/8 Lewalan Street	179 Magowar Road	Unit 1,2 Dacre Street	1/21 Smallwood Place	1/2 Frost Drive
Dandenong South	Grovedale	Girraween	Mitchell	Murarrie	Mayfield West
VIC 3175	VIC 3216	NSW 2145	ACT 2911	QLD 4172	NSW 2304
+61 3 8564 5000	+61 3 8564 5000	+61 2 9900 8400	+61 2 6113 8091	T: +61 7 3902 4600	+61 2 4968 8448
NATA# 1261	NATA# 1261	NATA# 1261	NATA# 1261	NATA# 1261	NATA# 1261
Site# 1254	Site# 25403	Site# 18217	Site# 25466	Site# 20794	Site# 25079 & 25289

Eurofins ARL Pty Ltd
ABN: 91 05 0159 898

Perth
46-48 Banksia Road
Welshpool
WA 6106
+61 8 6253 4444
NATA# 2377
Site# 2370

Eurofins Environment Testing NZ Ltd
NZBN: 9429046024954

Auckland	Auckland (Asb)	Christchurch	Tauranga
35 O'Rorke Road	Unit C1/4 Pacific Rise,	43 Detroit Drive	1277 Cameron Road,
Penrose,	Mount Wellington,	Rolleston,	Gate Pa,
Auckland 1061	Auckland 1061	Christchurch 7675	Tauranga 3112
+64 9 526 4551	+64 9 525 0568	+64 3 343 5201	+64 9 525 0568
IANZ# 1327	IANZ# 1308	IANZ# 1290	IANZ# 1402

Company Name: Senversa Pty Ltd NSW
Address: Level 24, 1 Market Street
SYDNEY
NSW 2000

Project Name: SMITHFIELD
Project ID: 21182

Order No.:
Report #: 1070199
Phone: 02 9994 8016
Fax: 03 9606 0074

Received: Feb 19, 2024 2:25 PM
Due: Feb 26, 2024
Priority: 5 Day
Contact Name: Julia Nicholson

Eurofins Analytical Services Manager : Adam Bateup

Sample Detail						Asbestos - WA guidelines	HOLD	Acid Sulfate Soils Field pH Test	Suite B13: OCP/PCB	Moisture Set	Eurofins Suite B7	Eurofins Suite SVV: SVOC/VOC	Per- and Polyfluoroalkyl Substances (PFASs)
Sydney Laboratory - NATA # 1261 Site # 18217						X	X	X	X	X	X	X	X
External Laboratory													
No	**Sample ID**	**Sample Date**	**Sampling Time**	**Matrix**	**LAB ID**								
1	MW07_0.3-0.4	Feb 14, 2024		Soil	S24-Fe0047792	X				X	X		
2	MW08_2.0-2.1	Feb 15, 2024		Soil	S24-Fe0047793					X	X		
3	SB22_0.3-0.4	Feb 16, 2024		Soil	S24-Fe0047794					X			X
4	SB22_0.8-0.9	Feb 16, 2024		Soil	S24-Fe0047795				X	X	X	X	
5	SB23_0.3-0.4	Feb 14, 2024		Soil	S24-Fe0047796	X			X	X	X	X	
6	SB23_1.8-1.9	Feb 14, 2024		Soil	S24-Fe0047797			X					
7	SB24_0.5-0.6	Feb 14, 2024		Soil	S24-Fe0047798	X				X	X	X	X
8	SB24_1.0-1.1	Feb 14, 2024		Soil	S24-Fe0047799			X					
9	SB25_1.0-1.1	Feb 14, 2024		Soil	S24-Fe0047800			X		X	X	X	
10	SB26_0.1-0.2	Feb 16, 2024		Soil	S24-Fe0047801					X	X		
11	SB27_0.5-0.6	Feb 16, 2024		Soil	S24-Fe0047802				X	X	X	X	X
12	SB27_1.0-1.1	Feb 16, 2024		Soil	S24-Fe0047803					X		X	
13	SB27_1.5-1.6	Feb 16, 2024		Soil	S24-Fe0047804				X	X	X	X	

eurofins

web: www.eurofins.com.au
email: EnviroSales@eurofins.com

Eurofins Environment Testing Australia Pty Ltd
ABN: 50 005 085 521

Melbourne
6 Monterey Road
Dandenong South
VIC 3175
+61 3 8564 5000
NATA# 1261
Site# 1254

Geelong
19/8 Lewalan Street
Grovedale
VIC 3216
+61 3 8564 5000
NATA# 1261
Site# 25403

Sydney
179 Magowar Road
Girraween
NSW 2145
+61 2 9900 8400
NATA# 1261
Site# 18217

Canberra
Unit 1,2 Dacre Street
Mitchell
ACT 2911
+61 2 6113 8091
NATA# 1261
Site# 25466

Brisbane
1/21 Smallwood Place
Murarrie
QLD 4172
T: +61 7 3902 4600
NATA# 1261
Site# 20794

Newcastle
1/2 Frost Drive
Mayfield West
NSW 2304
+61 2 4968 8448
NATA# 1261
Site# 25079 & 25289

Eurofins ARL Pty Ltd
ABN: 91 05 0159 898

Perth
46-48 Banksia Road
Welshpool
WA 6106
+61 8 6253 4444
NATA# 2377
Site# 2370

Eurofins Environment Testing NZ Ltd
NZBN: 9429046024954

Auckland
35 O'Rorke Road
Penrose,
Auckland 1061
+64 9 526 4551
IANZ# 1327

Auckland (Asb)
Unit C1/4 Pacific Rise,
Mount Wellington,
Auckland 1061
+64 9 525 0568
IANZ# 1308

Christchurch
43 Detroit Drive
Rolleston,
Christchurch 7675
+64 3 343 5201
IANZ# 1290

Tauranga
1277 Cameron Road,
Gate Pa,
Tauranga 3112
+64 9 525 0568
IANZ# 1402

Company Name: Senversa Pty Ltd NSW
Address: Level 24, 1 Market Street
SYDNEY
NSW 2000

Project Name: SMITHFIELD
Project ID: 21182

Order No.:
Report #: 1070199
Phone: 02 9994 8016
Fax: 03 9606 0074

Received: Feb 19, 2024 2:25 PM
Due: Feb 26, 2024
Priority: 5 Day
Contact Name: Julia Nicholson

Eurofins Analytical Services Manager : Adam Bateup

Sample Detail						Asbestos - WA guidelines	HOLD	Acid Sulfate Soils Field pH Test	Suite B13: OCP/PCB	Moisture Set	Eurofins Suite B7	Eurofins Suite SVV: SVOC/VOC	Per- and Polyfluoroalkyl Substances (PFASs)
Sydney Laboratory - NATA # 1261 Site # 18217						X	X	X	X	X	X	X	X
14	SB27_2.2-2.3	Feb 16, 2024		Soil	S24-Fe0047805					X		X	
15	QC101	Feb 16, 2024		Soil	S24-Fe0047806				X	X	X	X	
16	SB28_0.4-0.5	Feb 16, 2024		Soil	S24-Fe0047807				X	X	X	X	
17	SB29_0-0.1	Feb 16, 2024		Soil	S24-Fe0047808	X			X	X	X	X	X
18	SB30_1.0-1.1	Feb 16, 2024		Soil	S24-Fe0047809					X	X		
19	SB31_0.5-0.6	Feb 16, 2024		Soil	S24-Fe0047810					X	X		
20	SB32_0.1-0.2	Feb 16, 2024		Soil	S24-Fe0047811	X				X	X		
21	SB33_0-0.1	Feb 16, 2024		Soil	S24-Fe0047812				X	X	X	X	
22	SB34_0.2-0.3	Feb 16, 2024		Soil	S24-Fe0047813					X	X	X	X
23	SB34_0.6-0.7	Feb 16, 2024		Soil	S24-Fe0047814				X	X	X	X	
24	SB35_0.2-0.3	Feb 16, 2024		Soil	S24-Fe0047815					X	X	X	
25	SB35_1.0-1.1	Feb 16, 2024		Soil	S24-Fe0047816					X	X	X	
26	MW07_0.39-1.0	Feb 14, 2024		Soil	S24-Fe0047817		X						
27	MW07_1.9-2.0	Feb 14, 2024		Soil	S24-Fe0047818		X						
28	MW07_2.9-3.0	Feb 14, 2024		Soil	S24-Fe0047819		X						

eurofins

web: www.eurofins.com.au
email: EnviroSales@eurofins.com

Eurofins Environment Testing Australia Pty Ltd
ABN: 50 005 085 521

Melbourne	Geelong	Sydney	Canberra	Brisbane	Newcastle
6 Monterey Road	19/8 Lewalan Street	179 Magowar Road	Unit 1,2 Dacre Street	1/21 Smallwood Place	1/2 Frost Drive
Dandenong South	Grovedale	Girraween	Mitchell	Murarrie	Mayfield West
VIC 3175	VIC 3216	NSW 2145	ACT 2911	QLD 4172	NSW 2304
+61 3 8564 5000	+61 3 8564 5000	+61 2 9900 8400	+61 2 6113 8091	T: +61 7 3902 4600	+61 2 4968 8448
NATA# 1261	NATA# 1261	NATA# 1261	NATA# 1261	NATA# 1261	NATA# 1261
Site# 1254	Site# 25403	Site# 18217	Site# 25466	Site# 20794	Site# 25079 & 25289

Eurofins ARL Pty Ltd
ABN: 91 05 0159 898

Perth
46-48 Banksia Road
Welshpool
WA 6106
+61 8 6253 4444
NATA# 2377
Site# 2370

Eurofins Environment Testing NZ Ltd
NZBN: 9429046024954

Auckland	Auckland (Asb)	Christchurch	Tauranga
35 O'Rorke Road	Unit C1/4 Pacific Rise,	43 Detroit Drive	1277 Cameron Road,
Penrose,	Mount Wellington,	Rolleston,	Gate Pa,
Auckland 1061	Auckland 1061	Christchurch 7675	Tauranga 3112
+64 9 526 4551	+64 9 525 0568	+64 3 343 5201	+64 9 525 0568
IANZ# 1327	IANZ# 1308	IANZ# 1290	IANZ# 1402

Company Name: Senversa Pty Ltd NSW
Address: Level 24, 1 Market Street
SYDNEY
NSW 2000

Project Name: SMITHFIELD
Project ID: 21182

Order No.:
Report #: 1070199
Phone: 02 9994 8016
Fax: 03 9606 0074

Received: Feb 19, 2024 2:25 PM
Due: Feb 26, 2024
Priority: 5 Day
Contact Name: Julia Nicholson

Eurofins Analytical Services Manager : Adam Bateup

Sample Detail						Asbestos - WA guidelines	HOLD	Acid Sulfate Soils Field pH Test	Suite B13: OCP/PCB	Moisture Set	Eurofins Suite B7	Eurofins Suite SVV: SVOC/VOC	Per- and Polyfluoroalkyl Substances (PFASs)
Sydney Laboratory - NATA # 1261 Site # 18217						X	X	X	X	X	X	X	X
29	MW07_3.9-4.0	Feb 14, 2024		Soil	S24-Fe0047820		X						
30	MW08_0.2-0.3	Feb 15, 2024		Soil	S24-Fe0047821		X						
31	MW08_1.0-1.1	Feb 15, 2024		Soil	S24-Fe0047822		X						
32	MW08_3.0-3.1	Feb 15, 2024		Soil	S24-Fe0047823		X						
33	MW08_4.0-4.1	Feb 15, 2024		Soil	S24-Fe0047824		X						
34	MW08_5.0-5.1	Feb 15, 2024		Soil	S24-Fe0047825		X						
35	SB22_0.9-1.0	Feb 16, 2024		Soil	S24-Fe0047826		X						
36	SB23_0.5-0.6	Feb 14, 2024		Soil	S24-Fe0047827		X						
37	SB23_1.1-1.2	Feb 14, 2024		Soil	S24-Fe0047828		X						
38	SB23_2.1-2.2	Feb 14, 2024		Soil	S24-Fe0047829		X						
39	SB24_0.2-0.3	Feb 14, 2024		Soil	S24-Fe0047830		X						
40	SB24_1.5-1.6	Feb 14, 2024		Soil	S24-Fe0047831		X						
41	SB25_0.2-0.3	Feb 14, 2024		Soil	S24-Fe0047832		X						
42	SB25_1.9-2.0	Feb 14, 2024		Soil	S24-Fe0047833		X						
43	SB26_0.4-0.5	Feb 16, 2024		Soil	S24-Fe0047834		X						
44	SB26_0.9-1.0	Feb 16, 2024		Soil	S24-Fe0047835		X						

eurofins

web: www.eurofins.com.au
email: EnviroSales@eurofins.com

Eurofins Environment Testing Australia Pty Ltd
ABN: 50 005 085 521

Melbourne	Geelong	Sydney	Canberra	Brisbane	Newcastle
6 Monterey Road	19/8 Lewalan Street	179 Magowar Road	Unit 1,2 Dacre Street	1/21 Smallwood Place	1/2 Frost Drive
Dandenong South	Grovedale	Girraween	Mitchell	Murarrie	Mayfield West
VIC 3175	VIC 3216	NSW 2145	ACT 2911	QLD 4172	NSW 2304
+61 3 8564 5000	+61 3 8564 5000	+61 2 9900 8400	+61 2 6113 8091	T: +61 7 3902 4600	+61 2 4968 8448
NATA# 1261	NATA# 1261	NATA# 1261	NATA# 1261	NATA# 1261	NATA# 1261
Site# 1254	Site# 25403	Site# 18217	Site# 25466	Site# 20794	Site# 25079 & 25289

Eurofins ARL Pty Ltd
ABN: 91 05 0159 898

Perth
46-48 Banksia Road
Welshpool
WA 6106
+61 8 6253 4444
NATA# 2377
Site# 2370

Eurofins Environment Testing NZ Ltd
NZBN: 9429046024954

Auckland	Auckland (Asb)	Christchurch	Tauranga
35 O'Rorke Road	Unit C1/4 Pacific Rise,	43 Detroit Drive	1277 Cameron Road,
Penrose,	Mount Wellington,	Rolleston,	Gate Pa,
Auckland 1061	Auckland 1061	Christchurch 7675	Tauranga 3112
+64 9 526 4551	+64 9 525 0568	+64 3 343 5201	+64 9 525 0568
IANZ# 1327	IANZ# 1308	IANZ# 1290	IANZ# 1402

Company Name: Senversa Pty Ltd NSW
Address: Level 24, 1 Market Street
SYDNEY
NSW 2000

Project Name: SMITHFIELD
Project ID: 21182

Order No.:
Report #: 1070199
Phone: 02 9994 8016
Fax: 03 9606 0074

Received: Feb 19, 2024 2:25 PM
Due: Feb 26, 2024
Priority: 5 Day
Contact Name: Julia Nicholson

Eurofins Analytical Services Manager : Adam Bateup

Sample Detail						Asbestos - WA guidelines	HOLD	Acid Sulfate Soils Field pH Test	Suite B13: OCP/PCB	Moisture Set	Eurofins Suite B7	Eurofins Suite SVV: SVOC/VOC	Per- and Polyfluoroalkyl Substances (PFASs)
Sydney Laboratory - NATA # 1261 Site # 18217						X	X	X	X	X	X	X	X
45	SB27_0.15-0.25	Feb 16, 2024		Soil	S24-Fe0047836		X						
46	SB27_2.0-2.1	Feb 16, 2024		Soil	S24-Fe0047837		X						
47	SB27_2.5-2.6	Feb 16, 2024		Soil	S24-Fe0047838		X						
48	SB27_3.0-3.1	Feb 16, 2024		Soil	S24-Fe0047839		X						
49	SB28_0.2-0.3	Feb 16, 2024		Soil	S24-Fe0047840		X						
50	SB28_0.7-0.8	Feb 16, 2024		Soil	S24-Fe0047841		X						
51	SB29_0.5-0.6	Feb 16, 2024		Soil	S24-Fe0047842		X						
52	SB29_1.1-1.2	Feb 16, 2024		Soil	S24-Fe0047843		X						
53	SB30_0.05-0.15	Feb 16, 2024		Soil	S24-Fe0047844		X						
54	SB30_0.2-0.3	Feb 16, 2024		Soil	S24-Fe0047845		X						
55	SB31_0-0.1	Feb 16, 2024		Soil	S24-Fe0047846		X						
56	SB32_0-0.1	Feb 16, 2024		Soil	S24-Fe0047847		X						
57	SB32_0.9-1.0	Feb 16, 2024		Soil	S24-Fe0047848		X						
58	SB33_0.5-0.6	Feb 16, 2024		Soil	S24-Fe0047849		X						

eurofins

web: www.eurofins.com.au
email: EnviroSales@eurofins.com

Eurofins Environment Testing Australia Pty Ltd
ABN: 50 005 085 521

Melbourne
6 Monterey Road
Dandenong South
VIC 3175
+61 3 8564 5000
NATA# 1261
Site# 1254

Geelong
19/8 Lewalan Street
Grovedale
VIC 3216
+61 3 8564 5000
NATA# 1261
Site# 25403

Sydney
179 Magowar Road
Girraween
NSW 2145
+61 2 9900 8400
NATA# 1261
Site# 18217

Canberra
Unit 1,2 Dacre Street
Mitchell
ACT 2911
+61 2 6113 8091
NATA# 1261
Site# 25466

Brisbane
1/21 Smallwood Place
Murarrie
QLD 4172
T: +61 7 3902 4600
NATA# 1261
Site# 20794

Newcastle
1/2 Frost Drive
Mayfield West
NSW 2304
+61 2 4968 8448
NATA# 1261
Site# 25079 & 25289

Eurofins ARL Pty Ltd
ABN: 91 05 0159 898

Perth
46-48 Banksia Road
Welshpool
WA 6106
+61 8 6253 4444
NATA# 2377
Site# 2370

Eurofins Environment Testing NZ Ltd
NZBN: 9429046024954

Auckland
35 O'Rorke Road
Penrose,
Auckland 1061
+64 9 526 4551
IANZ# 1327

Auckland (Asb)
Unit C1/4 Pacific Rise,
Mount Wellington,
Auckland 1061
+64 9 525 0568
IANZ# 1308

Christchurch
43 Detroit Drive
Rolleston,
Christchurch 7675
+64 3 343 5201
IANZ# 1290

Tauranga
1277 Cameron Road,
Gate Pa,
Tauranga 3112
+64 9 525 0568
IANZ# 1402

Company Name: Senversa Pty Ltd NSW
Address: Level 24, 1 Market Street
SYDNEY
NSW 2000

Project Name: SMITHFIELD
Project ID: 21182

Order No.:
Report #: 1070199
Phone: 02 9994 8016
Fax: 03 9606 0074

Received: Feb 19, 2024 2:25 PM
Due: Feb 26, 2024
Priority: 5 Day
Contact Name: Julia Nicholson

Eurofins Analytical Services Manager : Adam Bateup

Sample Detail						Asbestos - WA guidelines	HOLD	Acid Sulfate Soils Field pH Test	Suite B13: OCP/PCB	Moisture Set	Eurofins Suite B7	Eurofins Suite SVV: SVOC/VOC	Per- and Polyfluoroalkyl Substances (PFASs)
Sydney Laboratory - NATA # 1261 Site # 18217						X	X	X	X	X	X	X	X
59	SB33_1.0-1.1	Feb 16, 2024		Soil	S24-Fe0047850		X						
60	SB34_0.5-0.6	Feb 16, 2024		Soil	S24-Fe0047851		X						
61	SB34_1.1-1.2	Feb 16, 2024		Soil	S24-Fe0047852		X						
62	SB35_0.3-0.4	Feb 16, 2024		Soil	S24-Fe0047853		X						
63	SB35_1.5-1.6	Feb 16, 2024		Soil	S24-Fe0047854		X						
64	SB35_2.0-2.1	Feb 16, 2024		Soil	S24-Fe0047855		X						
65	RINSATE 3	Feb 14, 2024		Water	S24-Fe0047856		X						
66	RINSATE 4	Feb 15, 2024		Water	S24-Fe0047857		X						
67	RINSATE 5	Feb 16, 2024		Water	S24-Fe0047858		X						
68	FB 3	Feb 13, 2024		Water	S24-Fe0047859		X						
69	TS	Feb 13, 2024		Water	S24-Fe0047860		X						
70	TB	Feb 13, 2024		Water	S24-Fe0047861		X						
71	MW09_0-0.1	Feb 13, 2024		Soil	S24-Fe0048082					X	X		
72	MW09_0.5-0.6	Feb 13, 2024		Soil	S24-Fe0048083		X						
73	MW09_1.0-1.1	Feb 13, 2024		Soil	S24-Fe0048084		X						
74	MW09_2.0-2.1	Feb 13, 2024		Soil	S24-Fe0048085		X						

eurofins

web: www.eurofins.com.au
email: EnviroSales@eurofins.com

Eurofins Environment Testing Australia Pty Ltd
ABN: 50 005 085 521

Melbourne	Geelong	Sydney	Canberra	Brisbane	Newcastle
6 Monterey Road	19/8 Lewalan Street	179 Magowar Road	Unit 1,2 Dacre Street	1/21 Smallwood Place	1/2 Frost Drive
Dandenong South	Grovedale	Girraween	Mitchell	Murarrie	Mayfield West
VIC 3175	VIC 3216	NSW 2145	ACT 2911	QLD 4172	NSW 2304
+61 3 8564 5000	+61 3 8564 5000	+61 2 9900 8400	+61 2 6113 8091	T: +61 7 3902 4600	+61 2 4968 8448
NATA# 1261	NATA# 1261	NATA# 1261	NATA# 1261	NATA# 1261	NATA# 1261
Site# 1254	Site# 25403	Site# 18217	Site# 25466	Site# 20794	Site# 25079 & 25289

Eurofins ARL Pty Ltd
ABN: 91 05 0159 898

Perth
46-48 Banksia Road
Welshpool
WA 6106
+61 8 6253 4444
NATA# 2377
Site# 2370

Eurofins Environment Testing NZ Ltd
NZBN: 9429046024954

Auckland	Auckland (Asb)	Christchurch	Tauranga
35 O'Rorke Road	Unit C1/4 Pacific Rise,	43 Detroit Drive	1277 Cameron Road,
Penrose,	Mount Wellington,	Rolleston,	Gate Pa,
Auckland 1061	Auckland 1061	Christchurch 7675	Tauranga 3112
+64 9 526 4551	+64 9 525 0568	+64 3 343 5201	+64 9 525 0568
IANZ# 1327	IANZ# 1308	IANZ# 1290	IANZ# 1402

Company Name: Senversa Pty Ltd NSW
Address: Level 24, 1 Market Street
SYDNEY
NSW 2000

Project Name: SMITHFIELD
Project ID: 21182

Order No.:
Report #: 1070199
Phone: 02 9994 8016
Fax: 03 9606 0074

Received: Feb 19, 2024 2:25 PM
Due: Feb 26, 2024
Priority: 5 Day
Contact Name: Julia Nicholson

Eurofins Analytical Services Manager : Adam Bateup

Sample Detail						Asbestos - WA guidelines	HOLD	Acid Sulfate Soils Field pH Test	Suite B13: OCP/PCB	Moisture Set	Eurofins Suite B7	Eurofins Suite SVV: SVOC/VOC	Per- and Polyfluoroalkyl Substances (PFASs)
Sydney Laboratory - NATA # 1261 Site # 18217						X	X	X	X	X	X	X	X
75	SB23_1-1.1	Feb 13, 2024		Soil	S24-Fe0048086		X						
76	SB24_1.1-1.2	Feb 13, 2024		Soil	S24-Fe0048087		X						
Test Counts						5	50	3	9	24	21	16	5

Certificate of Analysis

eurofins | Environment Testing

Senversa Pty Ltd NSW
Level 24, 1 Market Street
SYDNEY
NSW 2000

NATA Accredited
Accreditation Number 1261
Site Number 18217

Accredited for compliance with ISO/IEC 17025–Testing
NATA is a signatory to the ILAC Mutual Recognition Arrangement for the mutual recognition of the equivalence of testing, medical testing, calibration, inspection, proficiency testing scheme providers and reference materials producers reports and certificates.

Attention:	Julia Nicholson
Report	1070199-AID-V2
Project Name	SMITHFIELD
Project ID	21182
Received Date	Feb 19, 2024
Date Reported	Mar 06, 2024

Methodology:

Asbestos Fibre Identification	Conducted in accordance with the Australian Standard AS 4964 – 2004: Method for the Qualitative Identification of Asbestos in Bulk Samples and in-house Method LTM-ASB-8020 by polarised light microscopy (PLM) and dispersion staining (DS) techniques. *NOTE: Positive Trace Analysis results indicate the sample contains detectable respirable fibres.*
Unknown Mineral Fibres	Mineral fibres of unknown type, as determined by PLM with DS, may require another analytical technique, such as Electron Microscopy, to confirm unequivocal identity. *NOTE: While Actinolite, Anthophyllite and Tremolite asbestos may be detected by PLM with DS, due to variability in the optical properties of these materials, AS4964 requires that these are reported as UMF unless confirmed by an independent technique.*
Subsampling Soil Samples	The whole sample submitted is first dried and then passed through a 10mm sieve followed by a 2mm sieve. All fibrous matter greater than 10mm, greater than 2mm as well as the material passing through the 2mm sieve are retained and analysed for the presence of asbestos. If the sub 2mm fraction is greater than approximately 30 to 60g then a sub-sampling routine based on ISO 3082:2009(E) is employed. *NOTE: Depending on the nature and size of the soil sample, the sub-2 mm residue material may need to be sub-sampled for trace analysis, in accordance with AS 4964-2004.*
Bonded asbestos-containing material (ACM)	The material is first examined and any fibres isolated for identification by PLM and DS. Where required, interfering matrices may be removed by disintegration using a range of heat, chemical or physical treatments, possibly in combination.The resultant material is then further examined in accordance with AS 4964 - 2004. *NOTE: Even after disintegration it may be difficult to detect the presence of asbestos in some asbestos-containing bulk materials using PLM and DS. This is due to the low grade or small length or diameter of the asbestos fibres present in the material, or to the fact that very fine fibres have been distributed intimately throughout the materials. Vinyl/asbestos floor tiles, some asbestos-containing sealants and mastics, asbestos-containing epoxy resins and some ore samples are examples of these types of material, which are difficult to analyse.*
Limit of Reporting	The performance limitation of the AS 4964 (2004) method for non-homogeneous samples is around 0.1 g/kg (equivalent to 0.01% (w/w)). Where no asbestos is found by PLM and DS, including Trace Analysis, this is considered to be at the nominal reporting limit of 0.01% (w/w). The NEPM screening level of 0.001% (w/w) is intended as an on-site determination, not a laboratory Limit of Reporting (LOR), per se. Examination of a large sample size (e.g. 500 mL) may improve the likelihood of detecting asbestos, particularly AF, to aid assessment against the NEPM criteria. Gravimetric determinations to this level of accuracy are outside of AS 4964 and hence NATA Accreditation does not cover the performance of this service (non-NATA results shown with an asterisk). *NOTE: NATA News March 2014, p.7, states in relation to AS 4964: "This is a qualitative method with a nominal reporting limit of 0.01 % " and that currently in Australia "there is no validated method available for the quantification of asbestos".This report is consistent with the analytical procedures and reporting recommendations in the NEPM and the WA DoH.*

Project Name SMITHFIELD
Project ID 21182
Date Sampled Feb 14, 2024 to Feb 16, 2024
Report 1070199-AID-V2

Client Sample ID	Eurofins Sample No.	Date Sampled	Sample Description	Result
MW07_0.3-0.4	24-Fe0047792	Feb 14, 2024	Approximate Sample 649g Sample consisted of: Brown fine-grained clayey soil and rocks	No asbestos detected at the reporting limit of 0.001% w/w.* Organic fibre detected. No trace asbestos detected.
SB23_0.3-0.4	24-Fe0047796	Feb 14, 2024	Approximate Sample 556g Sample consisted of: Brown fine-grained clayey soil and rocks	No asbestos detected at the reporting limit of 0.001% w/w.* Organic fibre detected. No trace asbestos detected.
SB24_0.5-0.6	24-Fe0047798	Feb 14, 2024	Approximate Sample 861g Sample consisted of: Brown coarse-grained soil and rocks	No asbestos detected at the reporting limit of 0.001% w/w.* Organic fibre detected. No trace asbestos detected.
SB29_0-0.1	24-Fe0047808	Feb 16, 2024	Approximate Sample 690g Sample consisted of: Brown fine-grained clayey soil and rocks	No asbestos detected at the reporting limit of 0.001% w/w.* Organic fibre detected. No trace asbestos detected.
SB32_0.1-0.2	24-Fe0047811	Feb 16, 2024	Approximate Sample 579g Sample consisted of: Brown fine-grained clayey soil, bitumen and rocks	No asbestos detected at the reporting limit of 0.001% w/w.* Organic fibre detected. No trace asbestos detected.

Sample History

Where samples are submitted/analysed over several days, the last date of extraction is reported.

If the date and time of sampling are not provided, the Laboratory will not be responsible for compromised results should testing be performed outside the recommended holding time.

Description	Testing Site	Extracted	Holding Time
Asbestos - LTM-ASB-8020	Sydney	Feb 20, 2024	Indefinite

eurofins

web: www.eurofins.com.au
email: EnviroSales@eurofins.com

Eurofins Environment Testing Australia Pty Ltd
ABN: 50 005 085 521

Melbourne	Geelong	Sydney	Canberra	Brisbane	Newcastle
6 Monterey Road	19/8 Lewalan Street	179 Magowar Road	Unit 1,2 Dacre Street	1/21 Smallwood Place	1/2 Frost Drive
Dandenong South	Grovedale	Girraween	Mitchell	Murarrie	Mayfield West
VIC 3175	VIC 3216	NSW 2145	ACT 2911	QLD 4172	NSW 2304
+61 3 8564 5000	+61 3 8564 5000	+61 2 9900 8400	+61 2 6113 8091	T: +61 7 3902 4600	+61 2 4968 8448
NATA# 1261	NATA# 1261	NATA# 1261	NATA# 1261	NATA# 1261	NATA# 1261
Site# 1254	Site# 25403	Site# 18217	Site# 25466	Site# 20794	Site# 25079 & 25289

Eurofins ARL Pty Ltd
ABN: 91 05 0159 898

Perth
46-48 Banksia Road
Welshpool
WA 6106
+61 8 6253 4444
NATA# 2377
Site# 2370

Eurofins Environment Testing NZ Ltd
NZBN: 9429046024954

Auckland	Auckland (Asb)	Christchurch	Tauranga
35 O'Rorke Road	Unit C1/4 Pacific Rise,	43 Detroit Drive	1277 Cameron Road,
Penrose,	Mount Wellington,	Rolleston,	Gate Pa,
Auckland 1061	Auckland 1061	Christchurch 7675	Tauranga 3112
+64 9 526 4551	+64 9 525 0568	+64 3 343 5201	+64 9 525 0568
IANZ# 1327	IANZ# 1308	IANZ# 1290	IANZ# 1402

Company Name: Senversa Pty Ltd NSW
Address: Level 24, 1 Market Street
SYDNEY
NSW 2000

Project Name: SMITHFIELD
Project ID: 21182

Order No.:
Report #: 1070199
Phone: 02 9994 8016
Fax: 03 9606 0074

Received: Feb 19, 2024 2:25 PM
Due: Feb 26, 2024
Priority: 5 Day
Contact Name: Julia Nicholson

Eurofins Analytical Services Manager : Adam Bateup

Sample Detail						Asbestos - WA guidelines	HOLD	Acid Sulfate Soils Field pH Test	Suite B13: OCP/PCB	Moisture Set	Eurofins Suite B7	Eurofins Suite SVV: SVOC/VOC	Per- and Polyfluoroalkyl Substances (PFASs)
Sydney Laboratory - NATA # 1261 Site # 18217						X	X	X	X	X	X	X	X
External Laboratory													
No	**Sample ID**	**Sample Date**	**Sampling Time**	**Matrix**	**LAB ID**								
1	MW07_0.3-0.4	Feb 14, 2024		Soil	S24-Fe0047792	X				X	X		
2	MW08_2.0-2.1	Feb 15, 2024		Soil	S24-Fe0047793					X	X		
3	SB22_0.3-0.4	Feb 16, 2024		Soil	S24-Fe0047794					X			X
4	SB22_0.8-0.9	Feb 16, 2024		Soil	S24-Fe0047795				X	X	X	X	
5	SB23_0.3-0.4	Feb 14, 2024		Soil	S24-Fe0047796	X			X	X	X	X	
6	SB23_1.8-1.9	Feb 14, 2024		Soil	S24-Fe0047797			X					
7	SB24_0.5-0.6	Feb 14, 2024		Soil	S24-Fe0047798	X				X	X	X	X
8	SB24_1.0-1.1	Feb 14, 2024		Soil	S24-Fe0047799			X					
9	SB25_1.0-1.1	Feb 14, 2024		Soil	S24-Fe0047800			X		X	X	X	
10	SB26_0.1-0.2	Feb 16, 2024		Soil	S24-Fe0047801					X	X		
11	SB27_0.5-0.6	Feb 16, 2024		Soil	S24-Fe0047802				X	X	X	X	X
12	SB27_1.0-1.1	Feb 16, 2024		Soil	S24-Fe0047803					X		X	
13	SB27_1.5-1.6	Feb 16, 2024		Soil	S24-Fe0047804				X	X	X	X	

eurofins

web: www.eurofins.com.au
email: EnviroSales@eurofins.com

Eurofins Environment Testing Australia Pty Ltd
ABN: 50 005 085 521

Melbourne	Geelong	Sydney	Canberra	Brisbane	Newcastle
6 Monterey Road	19/8 Lewalan Street	179 Magowar Road	Unit 1,2 Dacre Street	1/21 Smallwood Place	1/2 Frost Drive
Dandenong South	Grovedale	Girraween	Mitchell	Murarrie	Mayfield West
VIC 3175	VIC 3216	NSW 2145	ACT 2911	QLD 4172	NSW 2304
+61 3 8564 5000	+61 3 8564 5000	+61 2 9900 8400	+61 2 6113 8091	T: +61 7 3902 4600	+61 2 4968 8448
NATA# 1261	NATA# 1261	NATA# 1261	NATA# 1261	NATA# 1261	NATA# 1261
Site# 1254	Site# 25403	Site# 18217	Site# 25466	Site# 20794	Site# 25079 & 25289

Eurofins ARL Pty Ltd
ABN: 91 05 0159 898

Perth
46-48 Banksia Road
Welshpool
WA 6106
+61 8 6253 4444
NATA# 2377
Site# 2370

Eurofins Environment Testing NZ Ltd
NZBN: 9429046024954

Auckland	Auckland (Asb)	Christchurch	Tauranga
35 O'Rorke Road	Unit C1/4 Pacific Rise,	43 Detroit Drive	1277 Cameron Road,
Penrose,	Mount Wellington,	Rolleston,	Gate Pa,
Auckland 1061	Auckland 1061	Christchurch 7675	Tauranga 3112
+64 9 526 4551	+64 9 525 0568	+64 3 343 5201	+64 9 525 0568
IANZ# 1327	IANZ# 1308	IANZ# 1290	IANZ# 1402

Company Name: Senversa Pty Ltd NSW
Address: Level 24, 1 Market Street
SYDNEY
NSW 2000

Project Name: SMITHFIELD
Project ID: 21182

Order No.:
Report #: 1070199
Phone: 02 9994 8016
Fax: 03 9606 0074

Received: Feb 19, 2024 2:25 PM
Due: Feb 26, 2024
Priority: 5 Day
Contact Name: Julia Nicholson

Eurofins Analytical Services Manager : Adam Bateup

Sample Detail						Asbestos - WA guidelines	HOLD	Acid Sulfate Soils Field pH Test	Suite B13: OCP/PCB	Moisture Set	Eurofins Suite B7	Eurofins Suite SVV: SVOC/VOC	Per- and Polyfluoroalkyl Substances (PFASs)
Sydney Laboratory - NATA # 1261 Site # 18217						X	X	X	X	X	X	X	X
14	SB27_2.2-2.3	Feb 16, 2024		Soil	S24-Fe0047805					X		X	
15	QC101	Feb 16, 2024		Soil	S24-Fe0047806				X	X	X	X	
16	SB28_0.4-0.5	Feb 16, 2024		Soil	S24-Fe0047807				X	X	X	X	
17	SB29_0-0.1	Feb 16, 2024		Soil	S24-Fe0047808	X			X	X	X	X	X
18	SB30_1.0-1.1	Feb 16, 2024		Soil	S24-Fe0047809					X	X		
19	SB31_0.5-0.6	Feb 16, 2024		Soil	S24-Fe0047810					X	X		
20	SB32_0.1-0.2	Feb 16, 2024		Soil	S24-Fe0047811	X				X	X		
21	SB33_0-0.1	Feb 16, 2024		Soil	S24-Fe0047812				X	X	X	X	
22	SB34_0.2-0.3	Feb 16, 2024		Soil	S24-Fe0047813					X	X	X	X
23	SB34_0.6-0.7	Feb 16, 2024		Soil	S24-Fe0047814				X	X	X	X	
24	SB35_0.2-0.3	Feb 16, 2024		Soil	S24-Fe0047815					X	X	X	
25	SB35_1.0-1.1	Feb 16, 2024		Soil	S24-Fe0047816					X	X	X	
26	MW07_0.39-1.0	Feb 14, 2024		Soil	S24-Fe0047817		X						
27	MW07_1.9-2.0	Feb 14, 2024		Soil	S24-Fe0047818		X						
28	MW07_2.9-3.0	Feb 14, 2024		Soil	S24-Fe0047819		X						

eurofins

web: www.eurofins.com.au
email: EnviroSales@eurofins.com

Eurofins Environment Testing Australia Pty Ltd
ABN: 50 005 085 521

Melbourne	Geelong	Sydney	Canberra	Brisbane	Newcastle
6 Monterey Road	19/8 Lewalan Street	179 Magowar Road	Unit 1,2 Dacre Street	1/21 Smallwood Place	1/2 Frost Drive
Dandenong South	Grovedale	Girraween	Mitchell	Murarrie	Mayfield West
VIC 3175	VIC 3216	NSW 2145	ACT 2911	QLD 4172	NSW 2304
+61 3 8564 5000	+61 3 8564 5000	+61 2 9900 8400	+61 2 6113 8091	T: +61 7 3902 4600	+61 2 4968 8448
NATA# 1261	NATA# 1261	NATA# 1261	NATA# 1261	NATA# 1261	NATA# 1261
Site# 1254	Site# 25403	Site# 18217	Site# 25466	Site# 20794	Site# 25079 & 25289

Eurofins ARL Pty Ltd
ABN: 91 05 0159 898

Perth
46-48 Banksia Road
Welshpool
WA 6106
+61 8 6253 4444
NATA# 2377
Site# 2370

Eurofins Environment Testing NZ Ltd
NZBN: 9429046024954

Auckland	Auckland (Asb)	Christchurch	Tauranga
35 O'Rorke Road	Unit C1/4 Pacific Rise,	43 Detroit Drive	1277 Cameron Road,
Penrose,	Mount Wellington,	Rolleston,	Gate Pa,
Auckland 1061	Auckland 1061	Christchurch 7675	Tauranga 3112
+64 9 526 4551	+64 9 525 0568	+64 3 343 5201	+64 9 525 0568
IANZ# 1327	IANZ# 1308	IANZ# 1290	IANZ# 1402

Company Name: Senversa Pty Ltd NSW
Address: Level 24, 1 Market Street
SYDNEY
NSW 2000

Project Name: SMITHFIELD
Project ID: 21182

Order No.:
Report #: 1070199
Phone: 02 9994 8016
Fax: 03 9606 0074

Received: Feb 19, 2024 2:25 PM
Due: Feb 26, 2024
Priority: 5 Day
Contact Name: Julia Nicholson

Eurofins Analytical Services Manager : Adam Bateup

Sample Detail						Asbestos - WA guidelines	HOLD	Acid Sulfate Soils Field pH Test	Suite B13: OCP/PCB	Moisture Set	Eurofins Suite B7	Eurofins Suite SVV: SVOC/VOC	Per- and Polyfluoroalkyl Substances (PFASs)
Sydney Laboratory - NATA # 1261 Site # 18217						X	X	X	X	X	X	X	X
29	MW07_3.9-4.0	Feb 14, 2024		Soil	S24-Fe0047820		X						
30	MW08_0.2-0.3	Feb 15, 2024		Soil	S24-Fe0047821		X						
31	MW08_1.0-1.1	Feb 15, 2024		Soil	S24-Fe0047822		X						
32	MW08_3.0-3.1	Feb 15, 2024		Soil	S24-Fe0047823		X						
33	MW08_4.0-4.1	Feb 15, 2024		Soil	S24-Fe0047824		X						
34	MW08_5.0-5.1	Feb 15, 2024		Soil	S24-Fe0047825		X						
35	SB22_0.9-1.0	Feb 16, 2024		Soil	S24-Fe0047826		X						
36	SB23_0.5-0.6	Feb 14, 2024		Soil	S24-Fe0047827		X						
37	SB23_1.1-1.2	Feb 14, 2024		Soil	S24-Fe0047828		X						
38	SB23_2.1-2.2	Feb 14, 2024		Soil	S24-Fe0047829		X						
39	SB24_0.2-0.3	Feb 14, 2024		Soil	S24-Fe0047830		X						
40	SB24_1.5-1.6	Feb 14, 2024		Soil	S24-Fe0047831		X						
41	SB25_0.2-0.3	Feb 14, 2024		Soil	S24-Fe0047832		X						
42	SB25_1.9-2.0	Feb 14, 2024		Soil	S24-Fe0047833		X						
43	SB26_0.4-0.5	Feb 16, 2024		Soil	S24-Fe0047834		X						
44	SB26_0.9-1.0	Feb 16, 2024		Soil	S24-Fe0047835		X						

eurofins

web: www.eurofins.com.au
email: EnviroSales@eurofins.com

Eurofins Environment Testing Australia Pty Ltd
ABN: 50 005 085 521

Melbourne	Geelong	Sydney	Canberra	Brisbane	Newcastle
6 Monterey Road	19/8 Lewalan Street	179 Magowar Road	Unit 1,2 Dacre Street	1/21 Smallwood Place	1/2 Frost Drive
Dandenong South	Grovedale	Girraween	Mitchell	Murarrie	Mayfield West
VIC 3175	VIC 3216	NSW 2145	ACT 2911	QLD 4172	NSW 2304
+61 3 8564 5000	+61 3 8564 5000	+61 2 9900 8400	+61 2 6113 8091	T: +61 7 3902 4600	+61 2 4968 8448
NATA# 1261	NATA# 1261	NATA# 1261	NATA# 1261	NATA# 1261	NATA# 1261
Site# 1254	Site# 25403	Site# 18217	Site# 25466	Site# 20794	Site# 25079 & 25289

Eurofins ARL Pty Ltd
ABN: 91 05 0159 898

Perth
46-48 Banksia Road
Welshpool
WA 6106
+61 8 6253 4444
NATA# 2377
Site# 2370

Eurofins Environment Testing NZ Ltd
NZBN: 9429046024954

Auckland	Auckland (Asb)	Christchurch	Tauranga
35 O'Rorke Road	Unit C1/4 Pacific Rise,	43 Detroit Drive	1277 Cameron Road,
Penrose,	Mount Wellington,	Rolleston,	Gate Pa,
Auckland 1061	Auckland 1061	Christchurch 7675	Tauranga 3112
+64 9 526 4551	+64 9 525 0568	+64 3 343 5201	+64 9 525 0568
IANZ# 1327	IANZ# 1308	IANZ# 1290	IANZ# 1402

Company Name: Senversa Pty Ltd NSW
Address: Level 24, 1 Market Street
SYDNEY
NSW 2000

Project Name: SMITHFIELD
Project ID: 21182

Order No.:
Report #: 1070199
Phone: 02 9994 8016
Fax: 03 9606 0074

Received: Feb 19, 2024 2:25 PM
Due: Feb 26, 2024
Priority: 5 Day
Contact Name: Julia Nicholson

Eurofins Analytical Services Manager : Adam Bateup

Sample Detail						Asbestos - WA guidelines	HOLD	Acid Sulfate Soils Field pH Test	Suite B13: OCP/PCB	Moisture Set	Eurofins Suite B7	Eurofins Suite SVV: SVOC/VOC	Per- and Polyfluoroalkyl Substances (PFASs)
Sydney Laboratory - NATA # 1261 Site # 18217						X	X	X	X	X	X	X	X
45	SB27_0.15-0.25	Feb 16, 2024		Soil	S24-Fe0047836		X						
46	SB27_2.0-2.1	Feb 16, 2024		Soil	S24-Fe0047837		X						
47	SB27_2.5-2.6	Feb 16, 2024		Soil	S24-Fe0047838		X						
48	SB27_3.0-3.1	Feb 16, 2024		Soil	S24-Fe0047839		X						
49	SB28_0.2-0.3	Feb 16, 2024		Soil	S24-Fe0047840		X						
50	SB28_0.7-0.8	Feb 16, 2024		Soil	S24-Fe0047841		X						
51	SB29_0.5-0.6	Feb 16, 2024		Soil	S24-Fe0047842		X						
52	SB29_1.1-1.2	Feb 16, 2024		Soil	S24-Fe0047843		X						
53	SB30_0.05-0.15	Feb 16, 2024		Soil	S24-Fe0047844		X						
54	SB30_0.2-0.3	Feb 16, 2024		Soil	S24-Fe0047845		X						
55	SB31_0-0.1	Feb 16, 2024		Soil	S24-Fe0047846		X						
56	SB32_0-0.1	Feb 16, 2024		Soil	S24-Fe0047847		X						
57	SB32_0.9-1.0	Feb 16, 2024		Soil	S24-Fe0047848		X						
58	SB33_0.5-0.6	Feb 16, 2024		Soil	S24-Fe0047849		X						

eurofins

web: www.eurofins.com.au
email: EnviroSales@eurofins.com

Eurofins Environment Testing Australia Pty Ltd
ABN: 50 005 085 521

Melbourne	Geelong	Sydney	Canberra	Brisbane	Newcastle
6 Monterey Road	19/8 Lewalan Street	179 Magowar Road	Unit 1,2 Dacre Street	1/21 Smallwood Place	1/2 Frost Drive
Dandenong South	Grovedale	Girraween	Mitchell	Murarrie	Mayfield West
VIC 3175	VIC 3216	NSW 2145	ACT 2911	QLD 4172	NSW 2304
+61 3 8564 5000	+61 3 8564 5000	+61 2 9900 8400	+61 2 6113 8091	T: +61 7 3902 4600	+61 2 4968 8448
NATA# 1261	NATA# 1261	NATA# 1261	NATA# 1261	NATA# 1261	NATA# 1261
Site# 1254	Site# 25403	Site# 18217	Site# 25466	Site# 20794	Site# 25079 & 25289

Eurofins ARL Pty Ltd
ABN: 91 05 0159 898

Perth
46-48 Banksia Road
Welshpool
WA 6106
+61 8 6253 4444
NATA# 2377
Site# 2370

Eurofins Environment Testing NZ Ltd
NZBN: 9429046024954

Auckland	Auckland (Asb)	Christchurch	Tauranga
35 O'Rorke Road	Unit C1/4 Pacific Rise,	43 Detroit Drive	1277 Cameron Road,
Penrose,	Mount Wellington,	Rolleston,	Gate Pa,
Auckland 1061	Auckland 1061	Christchurch 7675	Tauranga 3112
+64 9 526 4551	+64 9 525 0568	+64 3 343 5201	+64 9 525 0568
IANZ# 1327	IANZ# 1308	IANZ# 1290	IANZ# 1402

Company Name: Senversa Pty Ltd NSW
Address: Level 24, 1 Market Street
SYDNEY
NSW 2000

Project Name: SMITHFIELD
Project ID: 21182

Order No.:
Report #: 1070199
Phone: 02 9994 8016
Fax: 03 9606 0074

Received: Feb 19, 2024 2:25 PM
Due: Feb 26, 2024
Priority: 5 Day
Contact Name: Julia Nicholson

Eurofins Analytical Services Manager : Adam Bateup

Sample Detail						Asbestos - WA guidelines	HOLD	Acid Sulfate Soils Field pH Test	Suite B13: OCP/PCB	Moisture Set	Eurofins Suite B7	Eurofins Suite SVV: SVOC/VOC	Per- and Polyfluoroalkyl Substances (PFASs)
Sydney Laboratory - NATA # 1261 Site # 18217						X	X	X	X	X	X	X	X
59	SB33_1.0-1.1	Feb 16, 2024		Soil	S24-Fe0047850		X						
60	SB34_0.5-0.6	Feb 16, 2024		Soil	S24-Fe0047851		X						
61	SB34_1.1-1.2	Feb 16, 2024		Soil	S24-Fe0047852		X						
62	SB35_0.3-0.4	Feb 16, 2024		Soil	S24-Fe0047853		X						
63	SB35_1.5-1.6	Feb 16, 2024		Soil	S24-Fe0047854		X						
64	SB35_2.0-2.1	Feb 16, 2024		Soil	S24-Fe0047855		X						
65	RINSATE 3	Feb 14, 2024		Water	S24-Fe0047856		X						
66	RINSATE 4	Feb 15, 2024		Water	S24-Fe0047857		X						
67	RINSATE 5	Feb 16, 2024		Water	S24-Fe0047858		X						
68	FB 3	Feb 13, 2024		Water	S24-Fe0047859		X						
69	TS	Feb 13, 2024		Water	S24-Fe0047860		X						
70	TB	Feb 13, 2024		Water	S24-Fe0047861		X						
71	MW09_0-0.1	Feb 13, 2024		Soil	S24-Fe0048082					X	X		
72	MW09_0.5-0.6	Feb 13, 2024		Soil	S24-Fe0048083		X						
73	MW09_1.0-1.1	Feb 13, 2024		Soil	S24-Fe0048084		X						
74	MW09_2.0-2.1	Feb 13, 2024		Soil	S24-Fe0048085		X						

eurofins

web: www.eurofins.com.au
email: EnviroSales@eurofins.com

Eurofins Environment Testing Australia Pty Ltd
ABN: 50 005 085 521

Melbourne	Geelong	Sydney	Canberra	Brisbane	Newcastle
6 Monterey Road	19/8 Lewalan Street	179 Magowar Road	Unit 1,2 Dacre Street	1/21 Smallwood Place	1/2 Frost Drive
Dandenong South	Grovedale	Girraween	Mitchell	Murarrie	Mayfield West
VIC 3175	VIC 3216	NSW 2145	ACT 2911	QLD 4172	NSW 2304
+61 3 8564 5000	+61 3 8564 5000	+61 2 9900 8400	+61 2 6113 8091	T: +61 7 3902 4600	+61 2 4968 8448
NATA# 1261	NATA# 1261	NATA# 1261	NATA# 1261	NATA# 1261	NATA# 1261
Site# 1254	Site# 25403	Site# 18217	Site# 25466	Site# 20794	Site# 25079 & 25289

Eurofins ARL Pty Ltd
ABN: 91 05 0159 898

Perth
46-48 Banksia Road
Welshpool
WA 6106
+61 8 6253 4444
NATA# 2377
Site# 2370

Eurofins Environment Testing NZ Ltd
NZBN: 9429046024954

Auckland	Auckland (Asb)	Christchurch	Tauranga
35 O'Rorke Road	Unit C1/4 Pacific Rise,	43 Detroit Drive	1277 Cameron Road,
Penrose,	Mount Wellington,	Rolleston,	Gate Pa,
Auckland 1061	Auckland 1061	Christchurch 7675	Tauranga 3112
+64 9 526 4551	+64 9 525 0568	+64 3 343 5201	+64 9 525 0568
IANZ# 1327	IANZ# 1308	IANZ# 1290	IANZ# 1402

Company Name: Senversa Pty Ltd NSW
Address: Level 24, 1 Market Street
SYDNEY
NSW 2000

Project Name: SMITHFIELD
Project ID: 21182

Order No.:
Report #: 1070199
Phone: 02 9994 8016
Fax: 03 9606 0074

Received: Feb 19, 2024 2:25 PM
Due: Feb 26, 2024
Priority: 5 Day
Contact Name: Julia Nicholson

Eurofins Analytical Services Manager : Adam Bateup

Sample Detail						Asbestos - WA guidelines	HOLD	Acid Sulfate Soils Field pH Test	Suite B13: OCP/PCB	Moisture Set	Eurofins Suite B7	Eurofins Suite SVV: SVOC/VOC	Per- and Polyfluoroalkyl Substances (PFASs)
Sydney Laboratory - NATA # 1261 Site # 18217						X	X	X	X	X	X	X	X
75	SB23_1-1.1	Feb 13, 2024		Soil	S24-Fe0048086		X						
76	SB24_1.1-1.2	Feb 13, 2024		Soil	S24-Fe0048087		X						
Test Counts						5	50	3	9	24	21	16	5

Internal Quality Control Review and Glossary General

1. QC data may be available on request.
2. All soil results are reported on a dry basis, unless otherwise stated.
3. Samples were analysed on an 'as received' basis.
4. Information identified on this report with the colour **blue** indicates data provided by customer that may have an impact on the results.
5. This report replaces any interim results previously issued.

Holding Times

Please refer to the most recent version of the 'Sample Preservation and Container Guide' for holding times (QS3001).
If the Laboratory did not receive the information in the required timeframe, and regardless of any other integrity issues, suitably qualified results may still be reported. Holding times apply from the date of sampling, therefore compliance to these may be outside the laboratory's control.

Units

% w/w:	Percentage weight-for-weight basis, e.g. of asbestos in asbestos-containing finds in soil samples (**% w/w**)
F/fld	Airborne fibre filter loading as Fibres (**N**) per Fields counted (**n**)
F/mL	Airborne fibre reported concentration as Fibres per millilitre of air drawn over the sampler membrane (**C**)
g, kg	Mass, e.g. of whole sample (**M**) or asbestos-containing find within the sample (**m**)
g/kg	Concentration in grams per kilogram
L, mL	Volume, e.g. of air as measured in AFM (**V** = **r** x **t**)
L/min	Airborne fibre sampling Flowrate as litres per minute of air drawn over the sampler membrane (**r**)
min	Time (**t**), e.g. of air sample collection period

Calculations

Airborne Fibre Concentration: $C = \left(\frac{A}{a}\right) \times \left(\frac{N}{n}\right) \times \left(\frac{1}{r}\right) \times \left(\frac{1}{t}\right) = K \times \left(\frac{N}{n}\right) \times \left(\frac{1}{V}\right)$

Asbestos Content (as asbestos): $\%\, w/w = \frac{(m \times P_A)}{M}$

Weighted Average (of asbestos): $\%_{WA} = \sum \frac{(m \times P_A)_x}{x}$

Terms

%asbestos	Estimated percentage of asbestos in a given matrix may be derived from knowledge or experience of the material, informed by HSG264 *Appendix 2*, else assumed to be 15% in accordance with WA DOH *Appendix 2* (**P_A**). This estimate is not NATA-accredited.
ACM	Asbestos Containing Materials. Asbestos contained within a non-asbestos matrix, typically presented in bonded (non-friable) condition. For the purposes of the NEPM and WA DOH, ACM corresponds to material larger than 7 mm x 7 mm.
AF	Asbestos Fines. Asbestos contamination within a soil sample, as defined by WA DOH. Includes loose fibre bundles and small pieces of friable and non-friable material such as asbestos cement fragments mixed with soil. Considered under the NEPM as equivalent to “non-bonded / friable”.
AFM	Airborne Fibre Monitoring, e.g., by the MFM.
Amosite	Amosite Asbestos Detected. Amosite may also refer to Fibrous Grunerite or Brown Asbestos. Identified in accordance with AS 4964-2004.
AS	Australian Standard.
Asbestos Content (as asbestos)	Total %w/w asbestos content in asbestos-containing finds in a soil sample (**% w/w**).
Chrysotile	Chrysotile Asbestos Detected. Chrysotile may also refer to Fibrous Serpentine or White Asbestos. Identified in accordance with AS 4964-2004.
COC	Chain of Custody.
Crocidolite	Crocidolite Asbestos Detected. Crocidolite may also refer to Fibrous Riebeckite or Blue Asbestos. Identified in accordance with AS 4964-2004.
Dry	Sample is dried by heating prior to analysis.
DS	Dispersion Staining. Technique required for Unequivocal Identification of asbestos fibres by PLM.
FA	Fibrous Asbestos. Asbestos containing material that is wholly or in part friable, including materials with higher asbestos content with a propensity to become friable with handling, and any material that was previously non-friable and in a severely degraded condition. For the purposes of the NEPM and WA DOH, FA generally corresponds to material larger than 7 mm x 7 mm, although FA may be more difficult to visibly distinguish and may be assessed as AF.
Fibre Count	Total of all fibres (whether asbestos or not) meeting the counting criteria set out in the NOHSC:3003
Fibre ID	Fibre Identification. Unequivocal identification of asbestos fibres according to AS 4964-2004. Includes Chrysotile, Amosite (Grunerite) or Crocidolite asbestos.
Friable	Asbestos-containing materials of any size that may be broken or crumbled by hand pressure. For the purposes of the NEPM, this includes both AF and FA. It is outside of the laboratory’s remit to assess degree of friability.
HSG248	UK HSE HSG248, *Asbestos: The Analysts Guide*, 2nd Edition (2021).
HSG264	UK HSE HSG264, *Asbestos: The Survey Guide* (2012).
ISO (also ISO/IEC)	International Organization for Standardization / International Electrotechnical Commission.
K Factor	Microscope constant (**K**) as derived from the effective filter area of the given AFM membrane used for collecting the sample (**A**) and the projected eyepiece graticule area of the specific microscope used for the analysis (**a**).
LOR	Limit of Reporting.
MFM (also NOHSC:3003)	Membrane Filter Method. As described by the Australian Government National Occupational Health and Safety Commission, *Guidance Note on the Membrane Filter Method for Estimating Airborne Asbestos Fibres*, 2nd Edition [NOHSC:3003(2005)].
NEPM (also ASC NEPM)	National Environment Protection (Assessment of Site Contamination) Measure, (2013, as amended).
Organic	Organic Fibres Detected. Organic may refer to Natural or Man-Made Polymeric Fibres. Identified in accordance with AS 4964-2004.
PCM	Phase Contrast Microscopy. As used for Fibre Counting according to the MFM.
PLM	Polarised Light Microscopy. As used for Fibre Identification and Trace Analysis according to AS 4964-2004.
Sampling	Unless otherwise stated Eurofins are not responsible for sampling equipment or the sampling process.
SMF	Synthetic Mineral Fibre Detected. SMF may also refer to Man Made Vitreous Fibres. Identified in accordance with AS 4964-2004.
SRA	Sample Receipt Advice.
Trace Analysis	Analytical procedure used to detect the presence of respirable fibres (particularly asbestos) in a given sample matrix.
UK HSE HSG	United Kingdom, Health and Safety Executive, Health and Safety Guidance, publication.
UMF	Unidentified Mineral Fibre Detected. Fibrous minerals that are detected but have not been unequivocally identified by PLM with DS according the AS 4964-2004. May include (but not limited to) Actinolite, Anthophyllite or Tremolite asbestos.
WA DOH	Reference document for the NEPM. Government of Western Australia, *Guidelines for the Assessment, Remediation and Management of Asbestos-Contaminated Sites in Western Australia* (updated 2021), including Appendix Four: *Laboratory analysis*
Weighted Average	Combined average %w/w asbestos content of all asbestos-containing finds in the given aliquot or total soil sample (**$\%_{WA}$**).

Comments

Sample Integrity

Custody Seals Intact (if used)	N/A
Attempt to Chill was evident	Yes
Sample correctly preserved	Yes
Appropriate sample containers have been used	Yes
Sample containers for volatile analysis received with minimal headspace	Yes
Samples received within HoldingTime	Yes
Some samples have been subcontracted	No

Asbestos Counter/Identifier:

Chamath JHM Annakkage	Senior Analyst-Asbestos

Authorised by:

Sayeed Abu	Senior Analyst-Asbestos



Glenn Jackson
Managing Director

Final Report – this report replaces any previously issued Report

- Indicates Not Requested

* Indicates NATA accreditation does not cover the performance of this service

Measurement uncertainty of test data is available on request or please click here.

Eurofins shall not be liable for loss, cost, damages or expenses incurred by the client, or any other person or company, resulting from the use of any information or interpretation given in this report. In no case shall Eurofins be liable for consequential damages including, but not limited to, lost profits, damages for failure to meet deadlines and lost production arising from this report. This document shall not be reproduced except in full and relates only to the items tested. Unless indicated otherwise, the tests were performed on the samples as received.

Senversa Pty Ltd NSW
Level 24, 1 Market Street
SYDNEY
NSW 2000

NATA Accredited
Accreditation Number 1261
Site Number 18217

Accredited for compliance with ISO/IEC 17025 – Testing
NATA is a signatory to the ILAC Mutual Recognition Arrangement for the mutual recognition of the equivalence of testing, medical testing, calibration, inspection, proficiency testing scheme providers and reference materials producers reports and certificates.

Attention: **Julia Nicholson**

Report **1070199-S-V2**
Project name SMITHFIELD
Project ID 21182
Received Date Feb 19, 2024

Client Sample ID			**MW07_0.3-0.4**	**MW08_2.0-2.1**	**SB22_0.3-0.4**	**SB22_0.8-0.9**
Sample Matrix			**Soil**	**Soil**	**Soil**	**Soil**
Eurofins Sample No.			**S24-Fe0047792**	**S24-Fe0047793**	**S24-Fe0047794**	**S24-Fe0047795**
Date Sampled			**Feb 14, 2024**	**Feb 15, 2024**	**Feb 16, 2024**	**Feb 16, 2024**
Test/Reference	LOR	Unit				
Total Recoverable Hydrocarbons						
TRH C6-C9	20	mg/kg	< 20	< 20	-	< 20
TRH C10-C14	20	mg/kg	< 20	< 20	-	26
TRH C15-C28	50	mg/kg	< 50	< 50	-	< 50
TRH C29-C36	50	mg/kg	< 50	61	-	< 50
TRH C10-C36 (Total)	50	mg/kg	< 50	61	-	< 50
TRH C6-C10	20	mg/kg	< 20	< 20	-	< 20
TRH C6-C10 less BTEX (F1)[N04]	20	mg/kg	< 20	< 20	-	< 20
TRH >C10-C16	50	mg/kg	< 50	< 50	-	< 50
TRH >C10-C16 less Naphthalene (F2)[N01]	50	mg/kg	< 50	< 50	-	< 50
TRH >C16-C34	100	mg/kg	< 100	< 100	-	< 100
TRH >C34-C40	100	mg/kg	< 100	< 100	-	< 100
TRH >C10-C40 (total)*	100	mg/kg	< 100	< 100	-	< 100
BTEX						
Benzene	0.1	mg/kg	< 0.1	< 0.1	-	< 0.1
Toluene	0.1	mg/kg	< 0.1	< 0.1	-	< 0.1
Ethylbenzene	0.1	mg/kg	< 0.1	< 0.1	-	< 0.1
m&p-Xylenes	0.2	mg/kg	< 0.2	< 0.2	-	< 0.2
o-Xylene	0.1	mg/kg	< 0.1	< 0.1	-	< 0.1
Xylenes - Total*	0.3	mg/kg	< 0.3	< 0.3	-	< 0.3
4-Bromofluorobenzene (surr.)	1	%	85	68	-	87
Total Recoverable Hydrocarbons - 2013 NEPM Fractions						
Naphthalene[N02]	0.5	mg/kg	< 0.5	< 0.5	-	< 0.5
Polycyclic Aromatic Hydrocarbons						
Benzo(a)pyrene TEQ (lower bound) *	0.5	mg/kg	< 0.5	< 0.5	-	< 0.5
Benzo(a)pyrene TEQ (medium bound) *	0.5	mg/kg	0.6	0.6	-	0.6
Benzo(a)pyrene TEQ (upper bound) *	0.5	mg/kg	1.2	1.2	-	1.2
Acenaphthene	0.5	mg/kg	< 0.5	< 0.5	-	< 0.5
Acenaphthylene	0.5	mg/kg	< 0.5	< 0.5	-	< 0.5
Anthracene	0.5	mg/kg	< 0.5	< 0.5	-	< 0.5
Benz(a)anthracene	0.5	mg/kg	< 0.5	< 0.5	-	< 0.5
Benzo(a)pyrene	0.5	mg/kg	< 0.5	< 0.5	-	< 0.5
Benzo(b&j)fluoranthene[N07]	0.5	mg/kg	< 0.5	< 0.5	-	< 0.5
Benzo(g.h.i)perylene	0.5	mg/kg	< 0.5	< 0.5	-	< 0.5
Benzo(k)fluoranthene	0.5	mg/kg	< 0.5	< 0.5	-	< 0.5
Chrysene	0.5	mg/kg	< 0.5	< 0.5	-	< 0.5

Client Sample ID			MW07_0.3-0.4	MW08_2.0-2.1	SB22_0.3-0.4	SB22_0.8-0.9
Sample Matrix			Soil	Soil	Soil	Soil
Eurofins Sample No.			S24-Fe0047792	S24-Fe0047793	S24-Fe0047794	S24-Fe0047795
Date Sampled			Feb 14, 2024	Feb 15, 2024	Feb 16, 2024	Feb 16, 2024
Test/Reference	LOR	Unit				
Polycyclic Aromatic Hydrocarbons						
Dibenz(a.h)anthracene	0.5	mg/kg	< 0.5	< 0.5	-	< 0.5
Fluoranthene	0.5	mg/kg	< 0.5	< 0.5	-	< 0.5
Fluorene	0.5	mg/kg	< 0.5	< 0.5	-	< 0.5
Indeno(1.2.3-cd)pyrene	0.5	mg/kg	< 0.5	< 0.5	-	< 0.5
Naphthalene	0.5	mg/kg	< 0.5	< 0.5	-	< 0.5
Phenanthrene	0.5	mg/kg	< 0.5	< 0.5	-	< 0.5
Pyrene	0.5	mg/kg	< 0.5	< 0.5	-	< 0.5
Total PAH*	0.5	mg/kg	< 0.5	< 0.5	-	< 0.5
2-Fluorobiphenyl (surr.)	1	%	99	99	-	83
p-Terphenyl-d14 (surr.)	1	%	95	98	-	106
Heavy Metals						
Arsenic	2	mg/kg	8.5	17	-	9.5
Cadmium	0.4	mg/kg	< 0.4	< 0.4	-	< 0.4
Chromium	5	mg/kg	< 5	12	-	13
Copper	5	mg/kg	32	54	-	64
Lead	5	mg/kg	19	22	-	24
Mercury	0.1	mg/kg	< 0.1	0.1	-	< 0.1
Nickel	5	mg/kg	9.2	29	-	45
Zinc	5	mg/kg	69	110	-	230
Sample Properties						
% Moisture	1	%	6.6	8.2	15	10
Perfluoroalkyl carboxylic acids (PFCAs)						
Perfluorobutanoic acid (PFBA)[N11]	5	ug/kg	-	-	< 5	-
Perfluoropentanoic acid (PFPeA)[N11]	5	ug/kg	-	-	< 5	-
Perfluorohexanoic acid (PFHxA)[N11]	5	ug/kg	-	-	< 5	-
Perfluoroheptanoic acid (PFHpA)[N11]	5	ug/kg	-	-	< 5	-
Perfluorooctanoic acid (PFOA)[N11]	5	ug/kg	-	-	< 5	-
Perfluorononanoic acid (PFNA)[N11]	5	ug/kg	-	-	< 5	-
Perfluorodecanoic acid (PFDA)[N11]	5	ug/kg	-	-	< 5	-
Perfluoroundecanoic acid (PFUnDA)[N11]	5	ug/kg	-	-	< 5	-
Perfluorododecanoic acid (PFDoDA)[N11]	5	ug/kg	-	-	< 5	-
Perfluorotridecanoic acid (PFTrDA)[N15]	5	ug/kg	-	-	< 5	-
Perfluorotetradecanoic acid (PFTeDA)[N11]	5	ug/kg	-	-	< 5	-
13C4-PFBA (surr.)	1	%	-	-	87	-
13C5-PFPeA (surr.)	1	%	-	-	96	-
13C5-PFHxA (surr.)	1	%	-	-	95	-
13C4-PFHpA (surr.)	1	%	-	-	100	-
13C8-PFOA (surr.)	1	%	-	-	93	-
13C5-PFNA (surr.)	1	%	-	-	106	-
13C6-PFDA (surr.)	1	%	-	-	102	-
13C2-PFUnDA (surr.)	1	%	-	-	100	-
13C2-PFDoDA (surr.)	1	%	-	-	93	-
13C2-PFTeDA (surr.)	1	%	-	-	98	-

Client Sample ID			MW07_0.3-0.4	MW08_2.0-2.1	SB22_0.3-0.4	SB22_0.8-0.9
Sample Matrix			Soil	Soil	Soil	Soil
Eurofins Sample No.			S24-Fe0047792	S24-Fe0047793	S24-Fe0047794	S24-Fe0047795
Date Sampled			Feb 14, 2024	Feb 15, 2024	Feb 16, 2024	Feb 16, 2024
Test/Reference	LOR	Unit				
Perfluoroalkyl sulfonamido substances						
Perfluorooctane sulfonamide (FOSA)[N11]	5	ug/kg	-	-	< 5	-
N-methylperfluoro-1-octane sulfonamide (N-MeFOSA)[N11]	5	ug/kg	-	-	< 5	-
N-ethylperfluoro-1-octane sulfonamide (N-EtFOSA)[N11]	5	ug/kg	-	-	< 5	-
2-(N-methylperfluoro-1-octane sulfonamido)-ethanol(N-MeFOSE)[N11]	5	ug/kg	-	-	< 5	-
2-(N-ethylperfluoro-1-octane sulfonamido)-ethanol(N-EtFOSE)[N11]	5	ug/kg	-	-	< 5	-
N-ethyl-perfluorooctanesulfonamidoacetic acid (N-EtFOSAA)[N11]	10	ug/kg	-	-	< 10	-
N-methyl-perfluorooctanesulfonamidoacetic acid (N-MeFOSAA)[N11]	10	ug/kg	-	-	< 10	-
13C8-FOSA (surr.)	1	%	-	-	92	-
D3-N-MeFOSA (surr.)	1	%	-	-	100	-
D5-N-EtFOSA (surr.)	1	%	-	-	95	-
D7-N-MeFOSE (surr.)	1	%	-	-	86	-
D9-N-EtFOSE (surr.)	1	%	-	-	80	-
D5-N-EtFOSAA (surr.)	1	%	-	-	99	-
D3-N-MeFOSAA (surr.)	1	%	-	-	114	-
Perfluoroalkyl sulfonic acids (PFSAs)						
Perfluorobutanesulfonic acid (PFBS)[N11]	5	ug/kg	-	-	< 5	-
Perfluorononanesulfonic acid (PFNS)[N15]	5	ug/kg	-	-	< 5	-
Perfluoropropanesulfonic acid (PFPrS)[N15]	5	ug/kg	-	-	< 5	-
Perfluoropentanesulfonic acid (PFPeS)[N15]	5	ug/kg	-	-	< 5	-
Perfluorohexanesulfonic acid (PFHxS)[N11]	5	ug/kg	-	-	< 5	-
Perfluoroheptanesulfonic acid (PFHpS)[N15]	5	ug/kg	-	-	< 5	-
Perfluorooctanesulfonic acid (PFOS)[N11]	5	ug/kg	-	-	< 5	-
Perfluorodecanesulfonic acid (PFDS)[N15]	5	ug/kg	-	-	< 5	-
13C3-PFBS (surr.)	1	%	-	-	105	-
18O2-PFHxS (surr.)	1	%	-	-	105	-
13C8-PFOS (surr.)	1	%	-	-	105	-
n:2 Fluorotelomer sulfonic acids (n:2 FTSAs)						
1H.1H.2H.2H-perfluorohexanesulfonic acid (4:2 FTSA)[N11]	5	ug/kg	-	-	< 5	-
1H.1H.2H.2H-perfluorooctanesulfonic acid(6:2 FTSA)[N11]	10	ug/kg	-	-	< 10	-
1H.1H.2H.2H-perfluorodecanesulfonic acid (8:2 FTSA)[N11]	5	ug/kg	-	-	< 5	-
1H.1H.2H.2H-perfluorododecanesulfonic acid (10:2 FTSA)[N11]	5	ug/kg	-	-	< 5	-
13C2-4:2 FTSA (surr.)	1	%	-	-	110	-
13C2-6:2 FTSA (surr.)	1	%	-	-	87	-
13C2-8:2 FTSA (surr.)	1	%	-	-	119	-
13C2-10:2 FTSA (surr.)	1	%	-	-	132	-
PFASs Summations						
Sum (PFHxS + PFOS)*	5	ug/kg	-	-	< 5	-
Sum of US EPA PFAS (PFOS + PFOA)*	5	ug/kg	-	-	< 5	-
Sum of enHealth PFAS (PFHxS + PFOS + PFOA)*	5	ug/kg	-	-	< 5	-
Sum of WA DWER PFAS (n=10)*	10	ug/kg	-	-	< 10	-
Sum of PFASs (n=30)*	50	ug/kg	-	-	< 50	-

Client Sample ID			MW07_0.3-0.4	MW08_2.0-2.1	SB22_0.3-0.4	SB22_0.8-0.9
Sample Matrix			Soil	Soil	Soil	Soil
Eurofins Sample No.			S24-Fe0047792	S24-Fe0047793	S24-Fe0047794	S24-Fe0047795
Date Sampled			Feb 14, 2024	Feb 15, 2024	Feb 16, 2024	Feb 16, 2024
Test/Reference	LOR	Unit				
Volatile Organics						
1.1-Dichloroethane	0.5	mg/kg	-	-	-	< 0.5
1.1-Dichloroethene	0.5	mg/kg	-	-	-	< 0.5
1.1.1-Trichloroethane	0.5	mg/kg	-	-	-	< 0.5
1.1.1.2-Tetrachloroethane	0.5	mg/kg	-	-	-	< 0.5
1.1.2-Trichloroethane	0.5	mg/kg	-	-	-	< 0.5
1.1.2.2-Tetrachloroethane	0.5	mg/kg	-	-	-	< 0.5
1.2-Dibromoethane	0.5	mg/kg	-	-	-	< 0.5
1.2-Dichlorobenzene	0.5	mg/kg	-	-	-	< 0.5
1.2-Dichloroethane	0.5	mg/kg	-	-	-	< 0.5
1.2-Dichloropropane	0.5	mg/kg	-	-	-	< 0.5
1.2.3-Trichloropropane	0.5	mg/kg	-	-	-	< 0.5
1.2.4-Trimethylbenzene	0.5	mg/kg	-	-	-	< 0.5
1.3-Dichlorobenzene	0.5	mg/kg	-	-	-	< 0.5
1.3-Dichloropropane	0.5	mg/kg	-	-	-	< 0.5
1.3.5-Trimethylbenzene	0.5	mg/kg	-	-	-	< 0.5
1.4-Dichlorobenzene	0.5	mg/kg	-	-	-	< 0.5
2-Butanone (MEK)	0.5	mg/kg	-	-	-	< 0.5
2-Propanone (Acetone)	0.5	mg/kg	-	-	-	< 0.5
4-Chlorotoluene	0.5	mg/kg	-	-	-	< 0.5
4-Methyl-2-pentanone (MIBK)	0.5	mg/kg	-	-	-	< 0.5
Allyl chloride	0.5	mg/kg	-	-	-	< 0.5
Benzene	0.1	mg/kg	-	-	-	< 0.1
Bromobenzene	0.5	mg/kg	-	-	-	< 0.5
Bromochloromethane	0.5	mg/kg	-	-	-	< 0.5
Bromodichloromethane	0.5	mg/kg	-	-	-	< 0.5
Bromoform	0.5	mg/kg	-	-	-	< 0.5
Bromomethane	0.5	mg/kg	-	-	-	< 0.5
Carbon disulfide	0.5	mg/kg	-	-	-	< 0.5
Carbon Tetrachloride	0.5	mg/kg	-	-	-	< 0.5
Chlorobenzene	0.5	mg/kg	-	-	-	< 0.5
Chloroethane	0.5	mg/kg	-	-	-	< 0.5
Chloroform	0.5	mg/kg	-	-	-	< 0.5
Chloromethane	0.5	mg/kg	-	-	-	< 0.5
cis-1.2-Dichloroethene	0.5	mg/kg	-	-	-	< 0.5
cis-1.3-Dichloropropene	0.5	mg/kg	-	-	-	< 0.5
Dibromochloromethane	0.5	mg/kg	-	-	-	< 0.5
Dibromomethane	0.5	mg/kg	-	-	-	< 0.5
Dichlorodifluoromethane	0.5	mg/kg	-	-	-	< 0.5
Ethylbenzene	0.1	mg/kg	-	-	-	< 0.1
Iodomethane	0.5	mg/kg	-	-	-	< 0.5
Isopropyl benzene (Cumene)	0.5	mg/kg	-	-	-	< 0.5
m&p-Xylenes	0.2	mg/kg	-	-	-	< 0.2
Methylene Chloride	0.5	mg/kg	-	-	-	< 0.5
o-Xylene	0.1	mg/kg	-	-	-	< 0.1
Styrene	0.5	mg/kg	-	-	-	< 0.5
Tetrachloroethene	0.5	mg/kg	-	-	-	< 0.5
Toluene	0.1	mg/kg	-	-	-	< 0.1
trans-1.2-Dichloroethene	0.5	mg/kg	-	-	-	< 0.5
trans-1.3-Dichloropropene	0.5	mg/kg	-	-	-	< 0.5

Client Sample ID			MW07_0.3-0.4	MW08_2.0-2.1	SB22_0.3-0.4	SB22_0.8-0.9
Sample Matrix			Soil	Soil	Soil	Soil
Eurofins Sample No.			S24-Fe0047792	S24-Fe0047793	S24-Fe0047794	S24-Fe0047795
Date Sampled			Feb 14, 2024	Feb 15, 2024	Feb 16, 2024	Feb 16, 2024
Test/Reference	LOR	Unit				
Volatile Organics						
Trichloroethene	0.5	mg/kg	-	-	-	< 0.5
Trichlorofluoromethane	0.5	mg/kg	-	-	-	< 0.5
Vinyl chloride	0.5	mg/kg	-	-	-	< 0.5
Xylenes - Total*	0.3	mg/kg	-	-	-	< 0.3
Total MAH*	0.5	mg/kg	-	-	-	< 0.5
Vic EPA IWRG 621 CHC (Total)*	0.5	mg/kg	-	-	-	< 0.5
Vic EPA IWRG 621 Other CHC (Total)*	0.5	mg/kg	-	-	-	< 0.5
4-Bromofluorobenzene (surr.)	1	%	-	-	-	87
Toluene-d8 (surr.)	1	%	-	-	-	96
Organochlorine Pesticides						
Chlordanes - Total	0.1	mg/kg	-	-	-	< 0.1
4.4'-DDD	0.05	mg/kg	-	-	-	< 0.05
4.4'-DDE	0.05	mg/kg	-	-	-	< 0.05
4.4'-DDT	0.05	mg/kg	-	-	-	< 0.05
a-HCH	0.05	mg/kg	-	-	-	< 0.05
Aldrin	0.05	mg/kg	-	-	-	< 0.05
b-HCH	0.05	mg/kg	-	-	-	< 0.05
d-HCH	0.05	mg/kg	-	-	-	< 0.05
Dieldrin	0.05	mg/kg	-	-	-	< 0.05
Endosulfan I	0.05	mg/kg	-	-	-	< 0.05
Endosulfan II	0.05	mg/kg	-	-	-	< 0.05
Endosulfan sulphate	0.05	mg/kg	-	-	-	< 0.05
Endrin	0.05	mg/kg	-	-	-	< 0.05
Endrin aldehyde	0.05	mg/kg	-	-	-	< 0.05
Endrin ketone	0.05	mg/kg	-	-	-	< 0.05
g-HCH (Lindane)	0.05	mg/kg	-	-	-	< 0.05
Heptachlor	0.05	mg/kg	-	-	-	< 0.05
Heptachlor epoxide	0.05	mg/kg	-	-	-	< 0.05
Hexachlorobenzene	0.05	mg/kg	-	-	-	< 0.05
Methoxychlor	0.05	mg/kg	-	-	-	< 0.05
Toxaphene	0.5	mg/kg	-	-	-	< 0.5
Aldrin and Dieldrin (Total)*	0.05	mg/kg	-	-	-	< 0.05
DDT + DDE + DDD (Total)*	0.05	mg/kg	-	-	-	< 0.05
Vic EPA IWRG 621 OCP (Total)*	0.1	mg/kg	-	-	-	< 0.1
Vic EPA IWRG 621 Other OCP (Total)*	0.1	mg/kg	-	-	-	< 0.1
Dibutylchlorendate (surr.)	1	%	-	-	-	111
Tetrachloro-m-xylene (surr.)	1	%	-	-	-	83
Polychlorinated Biphenyls						
Aroclor-1016	0.1	mg/kg	-	-	-	< 0.1
Aroclor-1221	0.1	mg/kg	-	-	-	< 0.1
Aroclor-1232	0.1	mg/kg	-	-	-	< 0.1
Aroclor-1242	0.1	mg/kg	-	-	-	< 0.1
Aroclor-1248	0.1	mg/kg	-	-	-	< 0.1
Aroclor-1254	0.1	mg/kg	-	-	-	< 0.1
Aroclor-1260	0.1	mg/kg	-	-	-	< 0.1
Total PCB*	0.1	mg/kg	-	-	-	< 0.1
Dibutylchlorendate (surr.)	1	%	-	-	-	111
Tetrachloro-m-xylene (surr.)	1	%	-	-	-	83

Client Sample ID			MW07_0.3-0.4	MW08_2.0-2.1	SB22_0.3-0.4	SB22_0.8-0.9
Sample Matrix			Soil	Soil	Soil	Soil
Eurofins Sample No.			S24-Fe0047792	S24-Fe0047793	S24-Fe0047794	S24-Fe0047795
Date Sampled			Feb 14, 2024	Feb 15, 2024	Feb 16, 2024	Feb 16, 2024
Test/Reference	LOR	Unit				
Semivolatile Organics						
Aldrin and Dieldrin (Total)*	0.05	mg/kg	-	-	-	< 0.5
Benzo(a)pyrene TEQ (lower bound) *	0.5	mg/kg	-	-	-	< 0.5
DDT + DDE + DDD (Total)*	0.05	mg/kg	-	-	-	< 1
Total PAH*	0.5	mg/kg	-	-	-	< 0.5
Benzo(a)pyrene TEQ (medium bound) *	0.5	mg/kg	-	-	-	0.6
Benzo(a)pyrene TEQ (upper bound) *	0.5	mg/kg	-	-	-	1.2
2-Methyl-4.6-dinitrophenol	5	mg/kg	-	-	-	< 5
1-Chloronaphthalene	0.5	mg/kg	-	-	-	< 0.5
1-Naphthylamine	0.5	mg/kg	-	-	-	< 0.5
1.2-Dichlorobenzene	0.5	mg/kg	-	-	-	< 0.5
1.2.3-Trichlorobenzene	0.5	mg/kg	-	-	-	< 0.5
1.2.3.4-Tetrachlorobenzene	0.5	mg/kg	-	-	-	< 0.5
1.2.3.5-Tetrachlorobenzene	0.5	mg/kg	-	-	-	< 0.5
1.2.4-Trichlorobenzene	0.5	mg/kg	-	-	-	< 0.5
1.2.4.5-Tetrachlorobenzene	0.5	mg/kg	-	-	-	< 0.5
1.3-Dichlorobenzene	0.5	mg/kg	-	-	-	< 0.5
1.3.5-Trichlorobenzene	0.5	mg/kg	-	-	-	< 0.5
1.4-Dichlorobenzene	0.5	mg/kg	-	-	-	< 0.5
2-Chloronaphthalene	0.5	mg/kg	-	-	-	< 0.5
2-Chlorophenol	0.5	mg/kg	-	-	-	< 0.5
2-Fluorobiphenyl (surr.)	1	%	-	-	-	83
2-Methylnaphthalene	0.5	mg/kg	-	-	-	< 0.5
2-Methylphenol (o-Cresol)	0.2	mg/kg	-	-	-	< 0.2
2-Naphthylamine	0.5	mg/kg	-	-	-	< 0.5
2-Nitroaniline	1	mg/kg	-	-	-	< 1
2-Nitrophenol	1	mg/kg	-	-	-	< 1
2-Picoline	0.5	mg/kg	-	-	-	< 0.5
2.3.4.6-Tetrachlorophenol	0.5	mg/kg	-	-	-	< 0.5
2.4-Dichlorophenol	0.5	mg/kg	-	-	-	< 0.5
2.4-Dimethylphenol	0.5	mg/kg	-	-	-	< 0.5
2.4-Dinitrophenol	5	mg/kg	-	-	-	< 5
2.4-Dinitrotoluene	0.5	mg/kg	-	-	-	< 0.5
2.4.5-Trichlorophenol	1	mg/kg	-	-	-	< 1
2.4.6-Tribromophenol (surr.)	1	%	-	-	-	111
2.4.6-Trichlorophenol	1	mg/kg	-	-	-	< 1
2.6-Dichlorophenol	0.5	mg/kg	-	-	-	< 0.5
2.6-Dinitrotoluene	1	mg/kg	-	-	-	< 1
3&4-Methylphenol (m&p-Cresol)	0.4	mg/kg	-	-	-	< 0.4
3-Methylcholanthrene	0.5	mg/kg	-	-	-	< 0.5
3.3'-Dichlorobenzidine	0.5	mg/kg	-	-	-	< 0.5
4-Aminobiphenyl	0.5	mg/kg	-	-	-	< 0.5
4-Chloro-3-methylphenol	1	mg/kg	-	-	-	< 1
4-Nitrophenol	5	mg/kg	-	-	-	< 5
4.4'-DDD	0.5	mg/kg	-	-	-	< 0.5
4.4'-DDE	0.5	mg/kg	-	-	-	< 0.5
4.4'-DDT	1	mg/kg	-	-	-	< 1
7.12-Dimethylbenz(a)anthracene	0.5	mg/kg	-	-	-	< 0.5
a-HCH	0.5	mg/kg	-	-	-	< 0.5
Acenaphthene	0.5	mg/kg	-	-	-	< 0.5

Client Sample ID			MW07_0.3-0.4	MW08_2.0-2.1	SB22_0.3-0.4	SB22_0.8-0.9
Sample Matrix			Soil	Soil	Soil	Soil
Eurofins Sample No.			S24-Fe0047792	S24-Fe0047793	S24-Fe0047794	S24-Fe0047795
Date Sampled			Feb 14, 2024	Feb 15, 2024	Feb 16, 2024	Feb 16, 2024
Test/Reference	LOR	Unit				
Semivolatile Organics						
Acenaphthylene	0.5	mg/kg	-	-	-	< 0.5
Acetophenone	0.5	mg/kg	-	-	-	< 0.5
Aldrin	0.5	mg/kg	-	-	-	< 0.5
Aniline	0.5	mg/kg	-	-	-	< 0.5
Anthracene	0.5	mg/kg	-	-	-	< 0.5
b-HCH	0.5	mg/kg	-	-	-	< 0.5
Benz(a)anthracene	0.5	mg/kg	-	-	-	< 0.5
Benzo(a)pyrene	0.5	mg/kg	-	-	-	< 0.5
Benzo(b&j)fluoranthene[N07]	0.5	mg/kg	-	-	-	< 0.5
Benzo(g.h.i)perylene	0.5	mg/kg	-	-	-	< 0.5
Benzo(k)fluoranthene	0.5	mg/kg	-	-	-	< 0.5
Benzyl chloride	0.5	mg/kg	-	-	-	< 0.5
Bis(2-ethylhexyl)phthalate	5	mg/kg	-	-	-	< 5
Butyl benzyl phthalate	0.5	mg/kg	-	-	-	< 0.5
Chrysene	0.5	mg/kg	-	-	-	< 0.5
d-HCH	0.5	mg/kg	-	-	-	< 0.5
Di-n-butyl phthalate	0.5	mg/kg	-	-	-	< 0.5
Di-n-octyl phthalate	0.5	mg/kg	-	-	-	< 0.5
Dibenz(a.h)anthracene	0.5	mg/kg	-	-	-	< 0.5
Dibenz(a.j)acridine	0.5	mg/kg	-	-	-	< 0.5
Dibenzofuran	0.5	mg/kg	-	-	-	< 0.5
Dieldrin	0.5	mg/kg	-	-	-	< 0.5
Diethyl phthalate	0.5	mg/kg	-	-	-	< 0.5
Dimethyl phthalate	0.5	mg/kg	-	-	-	< 0.5
Dimethylaminoazobenzene	0.5	mg/kg	-	-	-	< 0.5
Diphenylamine	0.5	mg/kg	-	-	-	< 0.5
Endosulfan I	0.5	mg/kg	-	-	-	< 0.5
Endosulfan II	0.5	mg/kg	-	-	-	< 0.5
Endosulfan sulphate	0.5	mg/kg	-	-	-	< 0.5
Endrin	0.5	mg/kg	-	-	-	< 0.5
Endrin aldehyde	0.5	mg/kg	-	-	-	< 0.5
Endrin ketone	0.5	mg/kg	-	-	-	< 0.5
Fluoranthene	0.5	mg/kg	-	-	-	< 0.5
Fluorene	0.5	mg/kg	-	-	-	< 0.5
g-HCH (Lindane)	0.5	mg/kg	-	-	-	< 0.5
Heptachlor	0.5	mg/kg	-	-	-	< 0.5
Heptachlor epoxide	0.5	mg/kg	-	-	-	< 0.5
Hexachlorobenzene	0.5	mg/kg	-	-	-	< 0.5
Hexachlorobutadiene	0.5	mg/kg	-	-	-	< 0.5
Hexachlorocyclopentadiene	1	mg/kg	-	-	-	< 1
Hexachloroethane	0.5	mg/kg	-	-	-	< 0.5
Indeno(1.2.3-cd)pyrene	0.5	mg/kg	-	-	-	< 0.5
Methoxychlor	0.5	mg/kg	-	-	-	< 0.5
N-Nitrosodibutylamine	0.5	mg/kg	-	-	-	< 0.5
N-Nitrosodipropylamine	0.5	mg/kg	-	-	-	< 0.5
N-Nitrosopiperidine	0.5	mg/kg	-	-	-	< 0.5
Naphthalene	0.5	mg/kg	-	-	-	< 0.5
Nitrobenzene	0.5	mg/kg	-	-	-	< 0.5
Nitrobenzene-d5 (surr.)	1	%	-	-	-	93

Client Sample ID			MW07_0.3-0.4	MW08_2.0-2.1	SB22_0.3-0.4	SB22_0.8-0.9
Sample Matrix			Soil	Soil	Soil	Soil
Eurofins Sample No.			S24-Fe0047792	S24-Fe0047793	S24-Fe0047794	S24-Fe0047795
Date Sampled			Feb 14, 2024	Feb 15, 2024	Feb 16, 2024	Feb 16, 2024
Test/Reference	LOR	Unit				
Semivolatile Organics						
Pentachlorobenzene	0.5	mg/kg	-	-	-	< 0.5
Pentachloronitrobenzene	0.5	mg/kg	-	-	-	< 0.5
Pentachlorophenol	1	mg/kg	-	-	-	< 1
Phenanthrene	0.5	mg/kg	-	-	-	< 0.5
Phenol	0.5	mg/kg	-	-	-	< 0.5
Phenol-d6 (surr.)	1	%	-	-	-	104
Pronamide	0.5	mg/kg	-	-	-	< 0.5
Pyrene	0.5	mg/kg	-	-	-	< 0.5
Trifluralin	0.5	mg/kg	-	-	-	< 0.5
Haloethers						
4-Bromophenyl phenyl ether	0.5	mg/kg	-	-	-	< 0.5
4-Chlorophenyl phenyl ether	0.5	mg/kg	-	-	-	< 0.5
Bis(2-chloroethoxy)methane	0.5	mg/kg	-	-	-	< 0.5
Bis(2-chloroisopropyl)ether	0.5	mg/kg	-	-	-	< 0.5

Client Sample ID			SB23_0.3-0.4	SB23_1.8-1.9	SB24_0.5-0.6	SB24_1.0-1.1
Sample Matrix			Soil	Soil	Soil	Soil
Eurofins Sample No.			S24-Fe0047796	S24-Fe0047797	S24-Fe0047798	S24-Fe0047799
Date Sampled			Feb 14, 2024	Feb 14, 2024	Feb 14, 2024	Feb 14, 2024
Test/Reference	LOR	Unit				
Total Recoverable Hydrocarbons						
TRH C6-C9	20	mg/kg	< 20	-	< 20	-
TRH C10-C14	20	mg/kg	< 20	-	< 20	-
TRH C15-C28	50	mg/kg	< 50	-	< 50	-
TRH C29-C36	50	mg/kg	< 50	-	< 50	-
TRH C10-C36 (Total)	50	mg/kg	< 50	-	< 50	-
TRH C6-C10	20	mg/kg	< 20	-	< 20	-
TRH C6-C10 less BTEX (F1)[N04]	20	mg/kg	< 20	-	< 20	-
TRH >C10-C16	50	mg/kg	< 50	-	< 50	-
TRH >C10-C16 less Naphthalene (F2)[N01]	50	mg/kg	< 50	-	< 50	-
TRH >C16-C34	100	mg/kg	< 100	-	< 100	-
TRH >C34-C40	100	mg/kg	< 100	-	< 100	-
TRH >C10-C40 (total)*	100	mg/kg	< 100	-	< 100	-
BTEX						
Benzene	0.1	mg/kg	< 0.1	-	< 0.1	-
Toluene	0.1	mg/kg	< 0.1	-	< 0.1	-
Ethylbenzene	0.1	mg/kg	< 0.1	-	< 0.1	-
m&p-Xylenes	0.2	mg/kg	< 0.2	-	< 0.2	-
o-Xylene	0.1	mg/kg	< 0.1	-	< 0.1	-
Xylenes - Total*	0.3	mg/kg	< 0.3	-	< 0.3	-
4-Bromofluorobenzene (surr.)	1	%	81	-	92	-
Total Recoverable Hydrocarbons - 2013 NEPM Fractions						
Naphthalene[N02]	0.5	mg/kg	< 0.5	-	< 0.5	-
Polycyclic Aromatic Hydrocarbons						
Benzo(a)pyrene TEQ (lower bound) *	0.5	mg/kg	< 0.5	-	< 0.5	-
Benzo(a)pyrene TEQ (medium bound) *	0.5	mg/kg	0.6	-	0.6	-
Benzo(a)pyrene TEQ (upper bound) *	0.5	mg/kg	1.2	-	1.2	-
Acenaphthene	0.5	mg/kg	< 0.5	-	< 0.5	-

Client Sample ID			SB23_0.3-0.4	SB23_1.8-1.9	SB24_0.5-0.6	SB24_1.0-1.1
Sample Matrix			Soil	Soil	Soil	Soil
Eurofins Sample No.			S24-Fe0047796	S24-Fe0047797	S24-Fe0047798	S24-Fe0047799
Date Sampled			Feb 14, 2024	Feb 14, 2024	Feb 14, 2024	Feb 14, 2024
Test/Reference	LOR	Unit				
Polycyclic Aromatic Hydrocarbons						
Acenaphthylene	0.5	mg/kg	< 0.5	-	< 0.5	-
Anthracene	0.5	mg/kg	< 0.5	-	< 0.5	-
Benz(a)anthracene	0.5	mg/kg	< 0.5	-	< 0.5	-
Benzo(a)pyrene	0.5	mg/kg	< 0.5	-	< 0.5	-
Benzo(b&j)fluoranthene[N07]	0.5	mg/kg	< 0.5	-	< 0.5	-
Benzo(g.h.i)perylene	0.5	mg/kg	< 0.5	-	< 0.5	-
Benzo(k)fluoranthene	0.5	mg/kg	< 0.5	-	< 0.5	-
Chrysene	0.5	mg/kg	< 0.5	-	< 0.5	-
Dibenz(a.h)anthracene	0.5	mg/kg	< 0.5	-	< 0.5	-
Fluoranthene	0.5	mg/kg	< 0.5	-	< 0.5	-
Fluorene	0.5	mg/kg	< 0.5	-	< 0.5	-
Indeno(1.2.3-cd)pyrene	0.5	mg/kg	< 0.5	-	< 0.5	-
Naphthalene	0.5	mg/kg	< 0.5	-	< 0.5	-
Phenanthrene	0.5	mg/kg	< 0.5	-	< 0.5	-
Pyrene	0.5	mg/kg	< 0.5	-	< 0.5	-
Total PAH*	0.5	mg/kg	< 0.5	-	< 0.5	-
2-Fluorobiphenyl (surr.)	1	%	58	-	81	-
p-Terphenyl-d14 (surr.)	1	%	67	-	100	-
Heavy Metals						
Arsenic	2	mg/kg	14	-	4.4	-
Cadmium	0.4	mg/kg	< 0.4	-	< 0.4	-
Chromium	5	mg/kg	29	-	16	-
Copper	5	mg/kg	50	-	8.0	-
Lead	5	mg/kg	30	-	12	-
Mercury	0.1	mg/kg	< 0.1	-	< 0.1	-
Nickel	5	mg/kg	26	-	23	-
Zinc	5	mg/kg	260	-	23	-
Sample Properties						
% Moisture	1	%	13	-	9.8	-
Perfluoroalkyl carboxylic acids (PFCAs)						
Perfluorobutanoic acid (PFBA)[N11]	5	ug/kg	-	-	< 5	-
Perfluoropentanoic acid (PFPeA)[N11]	5	ug/kg	-	-	< 5	-
Perfluorohexanoic acid (PFHxA)[N11]	5	ug/kg	-	-	< 5	-
Perfluoroheptanoic acid (PFHpA)[N11]	5	ug/kg	-	-	< 5	-
Perfluorooctanoic acid (PFOA)[N11]	5	ug/kg	-	-	< 5	-
Perfluorononanoic acid (PFNA)[N11]	5	ug/kg	-	-	< 5	-
Perfluorodecanoic acid (PFDA)[N11]	5	ug/kg	-	-	< 5	-
Perfluoroundecanoic acid (PFUnDA)[N11]	5	ug/kg	-	-	< 5	-
Perfluorododecanoic acid (PFDoDA)[N11]	5	ug/kg	-	-	< 5	-
Perfluorotridecanoic acid (PFTrDA)[N15]	5	ug/kg	-	-	< 5	-
Perfluorotetradecanoic acid (PFTeDA)[N11]	5	ug/kg	-	-	< 5	-
13C4-PFBA (surr.)	1	%	-	-	90	-
13C5-PFPeA (surr.)	1	%	-	-	105	-
13C5-PFHxA (surr.)	1	%	-	-	102	-
13C4-PFHpA (surr.)	1	%	-	-	103	-
13C8-PFOA (surr.)	1	%	-	-	96	-
13C5-PFNA (surr.)	1	%	-	-	102	-
13C6-PFDA (surr.)	1	%	-	-	108	-
13C2-PFUnDA (surr.)	1	%	-	-	123	-

Client Sample ID			SB23_0.3-0.4	SB23_1.8-1.9	SB24_0.5-0.6	SB24_1.0-1.1
Sample Matrix			Soil	Soil	Soil	Soil
Eurofins Sample No.			S24-Fe0047796	S24-Fe0047797	S24-Fe0047798	S24-Fe0047799
Date Sampled			Feb 14, 2024	Feb 14, 2024	Feb 14, 2024	Feb 14, 2024
Test/Reference	LOR	Unit				
Perfluoroalkyl carboxylic acids (PFCAs)						
13C2-PFDoDA (surr.)	1	%	-	-	80	-
13C2-PFTeDA (surr.)	1	%	-	-	101	-
Perfluoroalkyl sulfonamido substances						
Perfluorooctane sulfonamide (FOSA)[N11]	5	ug/kg	-	-	< 5	-
N-methylperfluoro-1-octane sulfonamide (N-MeFOSA)[N11]	5	ug/kg	-	-	< 5	-
N-ethylperfluoro-1-octane sulfonamide (N-EtFOSA)[N11]	5	ug/kg	-	-	< 5	-
2-(N-methylperfluoro-1-octane sulfonamido)-ethanol(N-MeFOSE)[N11]	5	ug/kg	-	-	< 5	-
2-(N-ethylperfluoro-1-octane sulfonamido)-ethanol(N-EtFOSE)[N11]	5	ug/kg	-	-	< 5	-
N-ethyl-perfluorooctanesulfonamidoacetic acid (N-EtFOSAA)[N11]	10	ug/kg	-	-	< 10	-
N-methyl-perfluorooctanesulfonamidoacetic acid (N-MeFOSAA)[N11]	10	ug/kg	-	-	< 10	-
13C8-FOSA (surr.)	1	%	-	-	92	-
D3-N-MeFOSA (surr.)	1	%	-	-	102	-
D5-N-EtFOSA (surr.)	1	%	-	-	108	-
D7-N-MeFOSE (surr.)	1	%	-	-	111	-
D9-N-EtFOSE (surr.)	1	%	-	-	93	-
D5-N-EtFOSAA (surr.)	1	%	-	-	102	-
D3-N-MeFOSAA (surr.)	1	%	-	-	95	-
Perfluoroalkyl sulfonic acids (PFSAs)						
Perfluorobutanesulfonic acid (PFBS)[N11]	5	ug/kg	-	-	< 5	-
Perfluorononanesulfonic acid (PFNS)[N15]	5	ug/kg	-	-	< 5	-
Perfluoropropanesulfonic acid (PFPrS)[N15]	5	ug/kg	-	-	< 5	-
Perfluoropentanesulfonic acid (PFPeS)[N15]	5	ug/kg	-	-	< 5	-
Perfluorohexanesulfonic acid (PFHxS)[N11]	5	ug/kg	-	-	< 5	-
Perfluoroheptanesulfonic acid (PFHpS)[N15]	5	ug/kg	-	-	< 5	-
Perfluorooctanesulfonic acid (PFOS)[N11]	5	ug/kg	-	-	< 5	-
Perfluorodecanesulfonic acid (PFDS)[N15]	5	ug/kg	-	-	< 5	-
13C3-PFBS (surr.)	1	%	-	-	113	-
18O2-PFHxS (surr.)	1	%	-	-	103	-
13C8-PFOS (surr.)	1	%	-	-	99	-
n:2 Fluorotelomer sulfonic acids (n:2 FTSAs)						
1H.1H.2H.2H-perfluorohexanesulfonic acid (4:2 FTSA)[N11]	5	ug/kg	-	-	< 5	-
1H.1H.2H.2H-perfluorooctanesulfonic acid(6:2 FTSA)[N11]	10	ug/kg	-	-	< 10	-
1H.1H.2H.2H-perfluorodecanesulfonic acid (8:2 FTSA)[N11]	5	ug/kg	-	-	< 5	-
1H.1H.2H.2H-perfluorododecanesulfonic acid (10:2 FTSA)[N11]	5	ug/kg	-	-	< 5	-
13C2-4:2 FTSA (surr.)	1	%	-	-	102	-
13C2-6:2 FTSA (surr.)	1	%	-	-	102	-
13C2-8:2 FTSA (surr.)	1	%	-	-	109	-
13C2-10:2 FTSA (surr.)	1	%	-	-	135	-
PFASs Summations						
Sum (PFHxS + PFOS)*	5	ug/kg	-	-	< 5	-
Sum of US EPA PFAS (PFOS + PFOA)*	5	ug/kg	-	-	< 5	-
Sum of enHealth PFAS (PFHxS + PFOS + PFOA)*	5	ug/kg	-	-	< 5	-
Sum of WA DWER PFAS (n=10)*	10	ug/kg	-	-	< 10	-
Sum of PFASs (n=30)*	50	ug/kg	-	-	< 50	-

Client Sample ID			SB23_0.3-0.4	SB23_1.8-1.9	SB24_0.5-0.6	SB24_1.0-1.1
Sample Matrix			Soil	Soil	Soil	Soil
Eurofins Sample No.			S24-Fe0047796	S24-Fe0047797	S24-Fe0047798	S24-Fe0047799
Date Sampled			Feb 14, 2024	Feb 14, 2024	Feb 14, 2024	Feb 14, 2024
Test/Reference	LOR	Unit				
Volatile Organics						
1.1-Dichloroethane	0.5	mg/kg	< 0.5	-	< 0.5	-
1.1-Dichloroethene	0.5	mg/kg	< 0.5	-	< 0.5	-
1.1.1-Trichloroethane	0.5	mg/kg	< 0.5	-	< 0.5	-
1.1.1.2-Tetrachloroethane	0.5	mg/kg	< 0.5	-	< 0.5	-
1.1.2-Trichloroethane	0.5	mg/kg	< 0.5	-	< 0.5	-
1.1.2.2-Tetrachloroethane	0.5	mg/kg	< 0.5	-	< 0.5	-
1.2-Dibromoethane	0.5	mg/kg	< 0.5	-	< 0.5	-
1.2-Dichlorobenzene	0.5	mg/kg	< 0.5	-	< 0.5	-
1.2-Dichloroethane	0.5	mg/kg	< 0.5	-	< 0.5	-
1.2-Dichloropropane	0.5	mg/kg	< 0.5	-	< 0.5	-
1.2.3-Trichloropropane	0.5	mg/kg	< 0.5	-	< 0.5	-
1.2.4-Trimethylbenzene	0.5	mg/kg	< 0.5	-	< 0.5	-
1.3-Dichlorobenzene	0.5	mg/kg	< 0.5	-	< 0.5	-
1.3-Dichloropropane	0.5	mg/kg	< 0.5	-	< 0.5	-
1.3.5-Trimethylbenzene	0.5	mg/kg	< 0.5	-	< 0.5	-
1.4-Dichlorobenzene	0.5	mg/kg	< 0.5	-	< 0.5	-
2-Butanone (MEK)	0.5	mg/kg	< 0.5	-	< 0.5	-
2-Propanone (Acetone)	0.5	mg/kg	< 0.5	-	< 0.5	-
4-Chlorotoluene	0.5	mg/kg	< 0.5	-	< 0.5	-
4-Methyl-2-pentanone (MIBK)	0.5	mg/kg	< 0.5	-	< 0.5	-
Allyl chloride	0.5	mg/kg	< 0.5	-	< 0.5	-
Benzene	0.1	mg/kg	< 0.1	-	< 0.1	-
Bromobenzene	0.5	mg/kg	< 0.5	-	< 0.5	-
Bromochloromethane	0.5	mg/kg	< 0.5	-	< 0.5	-
Bromodichloromethane	0.5	mg/kg	< 0.5	-	< 0.5	-
Bromoform	0.5	mg/kg	< 0.5	-	< 0.5	-
Bromomethane	0.5	mg/kg	< 0.5	-	< 0.5	-
Carbon disulfide	0.5	mg/kg	< 0.5	-	< 0.5	-
Carbon Tetrachloride	0.5	mg/kg	< 0.5	-	< 0.5	-
Chlorobenzene	0.5	mg/kg	< 0.5	-	< 0.5	-
Chloroethane	0.5	mg/kg	< 0.5	-	< 0.5	-
Chloroform	0.5	mg/kg	< 0.5	-	< 0.5	-
Chloromethane	0.5	mg/kg	< 0.5	-	< 0.5	-
cis-1.2-Dichloroethene	0.5	mg/kg	< 0.5	-	< 0.5	-
cis-1.3-Dichloropropene	0.5	mg/kg	< 0.5	-	< 0.5	-
Dibromochloromethane	0.5	mg/kg	< 0.5	-	< 0.5	-
Dibromomethane	0.5	mg/kg	< 0.5	-	< 0.5	-
Dichlorodifluoromethane	0.5	mg/kg	< 0.5	-	< 0.5	-
Ethylbenzene	0.1	mg/kg	< 0.1	-	< 0.1	-
Iodomethane	0.5	mg/kg	< 0.5	-	< 0.5	-
Isopropyl benzene (Cumene)	0.5	mg/kg	< 0.5	-	< 0.5	-
m&p-Xylenes	0.2	mg/kg	< 0.2	-	< 0.2	-
Methylene Chloride	0.5	mg/kg	< 0.5	-	< 0.5	-
o-Xylene	0.1	mg/kg	< 0.1	-	< 0.1	-
Styrene	0.5	mg/kg	< 0.5	-	< 0.5	-
Tetrachloroethene	0.5	mg/kg	< 0.5	-	< 0.5	-
Toluene	0.1	mg/kg	< 0.1	-	< 0.1	-
trans-1.2-Dichloroethene	0.5	mg/kg	< 0.5	-	< 0.5	-
trans-1.3-Dichloropropene	0.5	mg/kg	< 0.5	-	< 0.5	-

Client Sample ID			SB23_0.3-0.4	SB23_1.8-1.9	SB24_0.5-0.6	SB24_1.0-1.1
Sample Matrix			Soil	Soil	Soil	Soil
Eurofins Sample No.			S24-Fe0047796	S24-Fe0047797	S24-Fe0047798	S24-Fe0047799
Date Sampled			Feb 14, 2024	Feb 14, 2024	Feb 14, 2024	Feb 14, 2024
Test/Reference	LOR	Unit				
Volatile Organics						
Trichloroethene	0.5	mg/kg	< 0.5	-	< 0.5	-
Trichlorofluoromethane	0.5	mg/kg	< 0.5	-	< 0.5	-
Vinyl chloride	0.5	mg/kg	< 0.5	-	< 0.5	-
Xylenes - Total*	0.3	mg/kg	< 0.3	-	< 0.3	-
Total MAH*	0.5	mg/kg	< 0.5	-	< 0.5	-
Vic EPA IWRG 621 CHC (Total)*	0.5	mg/kg	< 0.5	-	< 0.5	-
Vic EPA IWRG 621 Other CHC (Total)*	0.5	mg/kg	< 0.5	-	< 0.5	-
4-Bromofluorobenzene (surr.)	1	%	81	-	92	-
Toluene-d8 (surr.)	1	%	89	-	93	-
Organochlorine Pesticides						
Chlordanes - Total	0.1	mg/kg	< 0.1	-	-	-
4.4'-DDD	0.05	mg/kg	< 0.05	-	-	-
4.4'-DDE	0.05	mg/kg	< 0.05	-	-	-
4.4'-DDT	0.05	mg/kg	< 0.05	-	-	-
a-HCH	0.05	mg/kg	< 0.05	-	-	-
Aldrin	0.05	mg/kg	< 0.05	-	-	-
b-HCH	0.05	mg/kg	< 0.05	-	-	-
d-HCH	0.05	mg/kg	< 0.05	-	-	-
Dieldrin	0.05	mg/kg	< 0.05	-	-	-
Endosulfan I	0.05	mg/kg	< 0.05	-	-	-
Endosulfan II	0.05	mg/kg	< 0.05	-	-	-
Endosulfan sulphate	0.05	mg/kg	< 0.05	-	-	-
Endrin	0.05	mg/kg	< 0.05	-	-	-
Endrin aldehyde	0.05	mg/kg	< 0.05	-	-	-
Endrin ketone	0.05	mg/kg	< 0.05	-	-	-
g-HCH (Lindane)	0.05	mg/kg	< 0.05	-	-	-
Heptachlor	0.05	mg/kg	< 0.05	-	-	-
Heptachlor epoxide	0.05	mg/kg	< 0.05	-	-	-
Hexachlorobenzene	0.05	mg/kg	< 0.05	-	-	-
Methoxychlor	0.05	mg/kg	< 0.05	-	-	-
Toxaphene	0.5	mg/kg	< 0.5	-	-	-
Aldrin and Dieldrin (Total)*	0.05	mg/kg	< 0.05	-	-	-
DDT + DDE + DDD (Total)*	0.05	mg/kg	< 0.05	-	-	-
Vic EPA IWRG 621 OCP (Total)*	0.1	mg/kg	< 0.1	-	-	-
Vic EPA IWRG 621 Other OCP (Total)*	0.1	mg/kg	< 0.1	-	-	-
Dibutylchlorendate (surr.)	1	%	57	-	-	-
Tetrachloro-m-xylene (surr.)	1	%	55	-	-	-
Polychlorinated Biphenyls						
Aroclor-1016	0.1	mg/kg	< 0.1	-	-	-
Aroclor-1221	0.1	mg/kg	< 0.1	-	-	-
Aroclor-1232	0.1	mg/kg	< 0.1	-	-	-
Aroclor-1242	0.1	mg/kg	< 0.1	-	-	-
Aroclor-1248	0.1	mg/kg	< 0.1	-	-	-
Aroclor-1254	0.1	mg/kg	< 0.1	-	-	-
Aroclor-1260	0.1	mg/kg	< 0.1	-	-	-
Total PCB*	0.1	mg/kg	< 0.1	-	-	-
Dibutylchlorendate (surr.)	1	%	57	-	-	-
Tetrachloro-m-xylene (surr.)	1	%	55	-	-	-

Client Sample ID			SB23_0.3-0.4	SB23_1.8-1.9	SB24_0.5-0.6	SB24_1.0-1.1
Sample Matrix			Soil	Soil	Soil	Soil
Eurofins Sample No.			S24-Fe0047796	S24-Fe0047797	S24-Fe0047798	S24-Fe0047799
Date Sampled			Feb 14, 2024	Feb 14, 2024	Feb 14, 2024	Feb 14, 2024
Test/Reference	LOR	Unit				
Semivolatile Organics						
Aldrin and Dieldrin (Total)*	0.05	mg/kg	< 0.5	-	< 0.5	-
Benzo(a)pyrene TEQ (lower bound) *	0.5	mg/kg	< 0.5	-	< 0.5	-
DDT + DDE + DDD (Total)*	0.05	mg/kg	< 1	-	< 1	-
Total PAH*	0.5	mg/kg	< 0.5	-	< 0.5	-
Benzo(a)pyrene TEQ (medium bound) *	0.5	mg/kg	0.6	-	0.6	-
Benzo(a)pyrene TEQ (upper bound) *	0.5	mg/kg	1.2	-	1.2	-
2-Methyl-4.6-dinitrophenol	5	mg/kg	< 5	-	< 5	-
1-Chloronaphthalene	0.5	mg/kg	< 0.5	-	< 0.5	-
1-Naphthylamine	0.5	mg/kg	< 0.5	-	< 0.5	-
1.2-Dichlorobenzene	0.5	mg/kg	< 0.5	-	< 0.5	-
1.2.3-Trichlorobenzene	0.5	mg/kg	< 0.5	-	< 0.5	-
1.2.3.4-Tetrachlorobenzene	0.5	mg/kg	< 0.5	-	< 0.5	-
1.2.3.5-Tetrachlorobenzene	0.5	mg/kg	< 0.5	-	< 0.5	-
1.2.4-Trichlorobenzene	0.5	mg/kg	< 0.5	-	< 0.5	-
1.2.4.5-Tetrachlorobenzene	0.5	mg/kg	< 0.5	-	< 0.5	-
1.3-Dichlorobenzene	0.5	mg/kg	< 0.5	-	< 0.5	-
1.3.5-Trichlorobenzene	0.5	mg/kg	< 0.5	-	< 0.5	-
1.4-Dichlorobenzene	0.5	mg/kg	< 0.5	-	< 0.5	-
2-Chloronaphthalene	0.5	mg/kg	< 0.5	-	< 0.5	-
2-Chlorophenol	0.5	mg/kg	< 0.5	-	< 0.5	-
2-Fluorobiphenyl (surr.)	1	%	58	-	81	-
2-Methylnaphthalene	0.5	mg/kg	< 0.5	-	< 0.5	-
2-Methylphenol (o-Cresol)	0.2	mg/kg	< 0.2	-	< 0.2	-
2-Naphthylamine	0.5	mg/kg	< 0.5	-	< 0.5	-
2-Nitroaniline	1	mg/kg	< 1	-	< 1	-
2-Nitrophenol	1	mg/kg	< 1	-	< 1	-
2-Picoline	0.5	mg/kg	< 0.5	-	< 0.5	-
2.3.4.6-Tetrachlorophenol	0.5	mg/kg	< 0.5	-	< 0.5	-
2.4-Dichlorophenol	0.5	mg/kg	< 0.5	-	< 0.5	-
2.4-Dimethylphenol	0.5	mg/kg	< 0.5	-	< 0.5	-
2.4-Dinitrophenol	5	mg/kg	< 5	-	< 5	-
2.4-Dinitrotoluene	0.5	mg/kg	< 0.5	-	< 0.5	-
2.4.5-Trichlorophenol	1	mg/kg	< 1	-	< 1	-
2.4.6-Tribromophenol (surr.)	1	%	53	-	105	-
2.4.6-Trichlorophenol	1	mg/kg	< 1	-	< 1	-
2.6-Dichlorophenol	0.5	mg/kg	< 0.5	-	< 0.5	-
2.6-Dinitrotoluene	1	mg/kg	< 1	-	< 1	-
3&4-Methylphenol (m&p-Cresol)	0.4	mg/kg	< 0.4	-	< 0.4	-
3-Methylcholanthrene	0.5	mg/kg	< 0.5	-	< 0.5	-
3.3'-Dichlorobenzidine	0.5	mg/kg	< 0.5	-	< 0.5	-
4-Aminobiphenyl	0.5	mg/kg	< 0.5	-	< 0.5	-
4-Chloro-3-methylphenol	1	mg/kg	< 1	-	< 1	-
4-Nitrophenol	5	mg/kg	< 5	-	< 5	-
4.4'-DDD	0.5	mg/kg	< 0.5	-	< 0.5	-
4.4'-DDE	0.5	mg/kg	< 0.5	-	< 0.5	-
4.4'-DDT	1	mg/kg	< 1	-	< 1	-
7.12-Dimethylbenz(a)anthracene	0.5	mg/kg	< 0.5	-	< 0.5	-
a-HCH	0.5	mg/kg	< 0.5	-	< 0.5	-
Acenaphthene	0.5	mg/kg	< 0.5	-	< 0.5	-

Client Sample ID			SB23_0.3-0.4	SB23_1.8-1.9	SB24_0.5-0.6	SB24_1.0-1.1
Sample Matrix			Soil	Soil	Soil	Soil
Eurofins Sample No.			S24-Fe0047796	S24-Fe0047797	S24-Fe0047798	S24-Fe0047799
Date Sampled			Feb 14, 2024	Feb 14, 2024	Feb 14, 2024	Feb 14, 2024
Test/Reference	LOR	Unit				
Semivolatile Organics						
Acenaphthylene	0.5	mg/kg	< 0.5	-	< 0.5	-
Acetophenone	0.5	mg/kg	< 0.5	-	< 0.5	-
Aldrin	0.5	mg/kg	< 0.5	-	< 0.5	-
Aniline	0.5	mg/kg	< 0.5	-	< 0.5	-
Anthracene	0.5	mg/kg	< 0.5	-	< 0.5	-
b-HCH	0.5	mg/kg	< 0.5	-	< 0.5	-
Benz(a)anthracene	0.5	mg/kg	< 0.5	-	< 0.5	-
Benzo(a)pyrene	0.5	mg/kg	< 0.5	-	< 0.5	-
Benzo(b&j)fluoranthene[N07]	0.5	mg/kg	< 0.5	-	< 0.5	-
Benzo(g.h.i)perylene	0.5	mg/kg	< 0.5	-	< 0.5	-
Benzo(k)fluoranthene	0.5	mg/kg	< 0.5	-	< 0.5	-
Benzyl chloride	0.5	mg/kg	< 0.5	-	< 0.5	-
Bis(2-ethylhexyl)phthalate	5	mg/kg	< 5	-	< 5	-
Butyl benzyl phthalate	0.5	mg/kg	< 0.5	-	< 0.5	-
Chrysene	0.5	mg/kg	< 0.5	-	< 0.5	-
d-HCH	0.5	mg/kg	< 0.5	-	< 0.5	-
Di-n-butyl phthalate	0.5	mg/kg	< 0.5	-	< 0.5	-
Di-n-octyl phthalate	0.5	mg/kg	< 0.5	-	< 0.5	-
Dibenz(a.h)anthracene	0.5	mg/kg	< 0.5	-	< 0.5	-
Dibenz(a.j)acridine	0.5	mg/kg	< 0.5	-	< 0.5	-
Dibenzofuran	0.5	mg/kg	< 0.5	-	< 0.5	-
Dieldrin	0.5	mg/kg	< 0.5	-	< 0.5	-
Diethyl phthalate	0.5	mg/kg	< 0.5	-	< 0.5	-
Dimethyl phthalate	0.5	mg/kg	< 0.5	-	< 0.5	-
Dimethylaminoazobenzene	0.5	mg/kg	< 0.5	-	< 0.5	-
Diphenylamine	0.5	mg/kg	< 0.5	-	< 0.5	-
Endosulfan I	0.5	mg/kg	< 0.5	-	< 0.5	-
Endosulfan II	0.5	mg/kg	< 0.5	-	< 0.5	-
Endosulfan sulphate	0.5	mg/kg	< 0.5	-	< 0.5	-
Endrin	0.5	mg/kg	< 0.5	-	< 0.5	-
Endrin aldehyde	0.5	mg/kg	< 0.5	-	< 0.5	-
Endrin ketone	0.5	mg/kg	< 0.5	-	< 0.5	-
Fluoranthene	0.5	mg/kg	< 0.5	-	< 0.5	-
Fluorene	0.5	mg/kg	< 0.5	-	< 0.5	-
g-HCH (Lindane)	0.5	mg/kg	< 0.5	-	< 0.5	-
Heptachlor	0.5	mg/kg	< 0.5	-	< 0.5	-
Heptachlor epoxide	0.5	mg/kg	< 0.5	-	< 0.5	-
Hexachlorobenzene	0.5	mg/kg	< 0.5	-	< 0.5	-
Hexachlorobutadiene	0.5	mg/kg	< 0.5	-	< 0.5	-
Hexachlorocyclopentadiene	1	mg/kg	< 1	-	< 1	-
Hexachloroethane	0.5	mg/kg	< 0.5	-	< 0.5	-
Indeno(1.2.3-cd)pyrene	0.5	mg/kg	< 0.5	-	< 0.5	-
Methoxychlor	0.5	mg/kg	< 0.5	-	< 0.5	-
N-Nitrosodibutylamine	0.5	mg/kg	< 0.5	-	< 0.5	-
N-Nitrosodipropylamine	0.5	mg/kg	< 0.5	-	< 0.5	-
N-Nitrosopiperidine	0.5	mg/kg	< 0.5	-	< 0.5	-
Naphthalene	0.5	mg/kg	< 0.5	-	< 0.5	-
Nitrobenzene	0.5	mg/kg	< 0.5	-	< 0.5	-
Nitrobenzene-d5 (surr.)	1	%	63	-	91	-

Client Sample ID			SB23_0.3-0.4	SB23_1.8-1.9	SB24_0.5-0.6	SB24_1.0-1.1
Sample Matrix			Soil	Soil	Soil	Soil
Eurofins Sample No.			S24-Fe0047796	S24-Fe0047797	S24-Fe0047798	S24-Fe0047799
Date Sampled			Feb 14, 2024	Feb 14, 2024	Feb 14, 2024	Feb 14, 2024
Test/Reference	LOR	Unit				
Semivolatile Organics						
Pentachlorobenzene	0.5	mg/kg	< 0.5	-	< 0.5	-
Pentachloronitrobenzene	0.5	mg/kg	< 0.5	-	< 0.5	-
Pentachlorophenol	1	mg/kg	< 1	-	< 1	-
Phenanthrene	0.5	mg/kg	< 0.5	-	< 0.5	-
Phenol	0.5	mg/kg	< 0.5	-	< 0.5	-
Phenol-d6 (surr.)	1	%	70	-	100	-
Pronamide	0.5	mg/kg	< 0.5	-	< 0.5	-
Pyrene	0.5	mg/kg	< 0.5	-	< 0.5	-
Trifluralin	0.5	mg/kg	< 0.5	-	< 0.5	-
Haloethers						
4-Bromophenyl phenyl ether	0.5	mg/kg	< 0.5	-	< 0.5	-
4-Chlorophenyl phenyl ether	0.5	mg/kg	< 0.5	-	< 0.5	-
Bis(2-chloroethoxy)methane	0.5	mg/kg	< 0.5	-	< 0.5	-
Bis(2-chloroisopropyl)ether	0.5	mg/kg	< 0.5	-	< 0.5	-
Acid Sulfate Soils Field pH Test						
pH-F (Field pH test)*	0.1	pH Units	-	7.9	-	7.0
pH-FOX (Field pH Peroxide test)*	0.1	pH Units	-	5.4	-	4.1
Reaction Ratings*[S05]	0	comment	-	3.0	-	3.0

Client Sample ID			SB25_1.0-1.1	SB26_0.1-0.2	SB27_0.5-0.6	SB27_1.0-1.1
Sample Matrix			Soil	Soil	Soil	Soil
Eurofins Sample No.			S24-Fe0047800	S24-Fe0047801	S24-Fe0047802	S24-Fe0047803
Date Sampled			Feb 14, 2024	Feb 16, 2024	Feb 16, 2024	Feb 16, 2024
Test/Reference	LOR	Unit				
Total Recoverable Hydrocarbons						
TRH C6-C9	20	mg/kg	< 20	< 20	< 20	-
TRH C10-C14	20	mg/kg	< 20	< 20	< 20	-
TRH C15-C28	50	mg/kg	< 50	< 50	< 50	-
TRH C29-C36	50	mg/kg	< 50	< 50	< 50	-
TRH C10-C36 (Total)	50	mg/kg	< 50	< 50	< 50	-
TRH C6-C10	20	mg/kg	< 20	< 20	< 20	-
TRH C6-C10 less BTEX (F1)[N04]	20	mg/kg	< 20	< 20	< 20	-
TRH >C10-C16	50	mg/kg	< 50	< 50	< 50	-
TRH >C10-C16 less Naphthalene (F2)[N01]	50	mg/kg	< 50	< 50	< 50	-
TRH >C16-C34	100	mg/kg	< 100	< 100	< 100	-
TRH >C34-C40	100	mg/kg	< 100	< 100	< 100	-
TRH >C10-C40 (total)*	100	mg/kg	< 100	< 100	< 100	-
BTEX						
Benzene	0.1	mg/kg	< 0.1	< 0.1	< 0.1	-
Toluene	0.1	mg/kg	< 0.1	< 0.1	< 0.1	-
Ethylbenzene	0.1	mg/kg	< 0.1	< 0.1	< 0.1	-
m&p-Xylenes	0.2	mg/kg	< 0.2	< 0.2	< 0.2	-
o-Xylene	0.1	mg/kg	< 0.1	< 0.1	< 0.1	-
Xylenes - Total*	0.3	mg/kg	< 0.3	< 0.3	< 0.3	-
4-Bromofluorobenzene (surr.)	1	%	101	78	108	-
Total Recoverable Hydrocarbons - 2013 NEPM Fractions						
Naphthalene[N02]	0.5	mg/kg	< 0.5	< 0.5	< 0.5	-

Client Sample ID			SB25_1.0-1.1	SB26_0.1-0.2	SB27_0.5-0.6	SB27_1.0-1.1
Sample Matrix			Soil	Soil	Soil	Soil
Eurofins Sample No.			S24-Fe0047800	S24-Fe0047801	S24-Fe0047802	S24-Fe0047803
Date Sampled			Feb 14, 2024	Feb 16, 2024	Feb 16, 2024	Feb 16, 2024
Test/Reference	LOR	Unit				
Polycyclic Aromatic Hydrocarbons						
Benzo(a)pyrene TEQ (lower bound) *	0.5	mg/kg	< 0.5	< 0.5	< 0.5	-
Benzo(a)pyrene TEQ (medium bound) *	0.5	mg/kg	0.6	0.6	0.6	-
Benzo(a)pyrene TEQ (upper bound) *	0.5	mg/kg	1.2	1.2	1.2	-
Acenaphthene	0.5	mg/kg	< 0.5	< 0.5	< 0.5	-
Acenaphthylene	0.5	mg/kg	< 0.5	< 0.5	< 0.5	-
Anthracene	0.5	mg/kg	< 0.5	< 0.5	< 0.5	-
Benz(a)anthracene	0.5	mg/kg	< 0.5	< 0.5	< 0.5	-
Benzo(a)pyrene	0.5	mg/kg	< 0.5	< 0.5	< 0.5	-
Benzo(b&j)fluoranthene[N07]	0.5	mg/kg	< 0.5	< 0.5	< 0.5	-
Benzo(g.h.i)perylene	0.5	mg/kg	< 0.5	< 0.5	< 0.5	-
Benzo(k)fluoranthene	0.5	mg/kg	< 0.5	< 0.5	< 0.5	-
Chrysene	0.5	mg/kg	< 0.5	< 0.5	< 0.5	-
Dibenz(a.h)anthracene	0.5	mg/kg	< 0.5	< 0.5	< 0.5	-
Fluoranthene	0.5	mg/kg	< 0.5	< 0.5	< 0.5	-
Fluorene	0.5	mg/kg	< 0.5	< 0.5	< 0.5	-
Indeno(1.2.3-cd)pyrene	0.5	mg/kg	< 0.5	< 0.5	< 0.5	-
Naphthalene	0.5	mg/kg	< 0.5	< 0.5	< 0.5	-
Phenanthrene	0.5	mg/kg	< 0.5	< 0.5	< 0.5	-
Pyrene	0.5	mg/kg	< 0.5	< 0.5	< 0.5	-
Total PAH*	0.5	mg/kg	< 0.5	< 0.5	< 0.5	-
2-Fluorobiphenyl (surr.)	1	%	76	92	60	-
p-Terphenyl-d14 (surr.)	1	%	97	68	74	-
Heavy Metals						
Arsenic	2	mg/kg	19	< 2	5.3	-
Cadmium	0.4	mg/kg	< 0.4	< 0.4	< 0.4	-
Chromium	5	mg/kg	34	17	9.0	-
Copper	5	mg/kg	20	58	31	-
Lead	5	mg/kg	27	< 5	13	-
Mercury	0.1	mg/kg	< 0.1	< 0.1	0.1	-
Nickel	5	mg/kg	10	150	53	-
Zinc	5	mg/kg	40	70	190	-
Sample Properties						
% Moisture	1	%	18	3.4	15	15
Perfluoroalkyl carboxylic acids (PFCAs)						
Perfluorobutanoic acid (PFBA)[N11]	5	ug/kg	-	-	< 5	-
Perfluoropentanoic acid (PFPeA)[N11]	5	ug/kg	-	-	< 5	-
Perfluorohexanoic acid (PFHxA)[N11]	5	ug/kg	-	-	< 5	-
Perfluoroheptanoic acid (PFHpA)[N11]	5	ug/kg	-	-	< 5	-
Perfluorooctanoic acid (PFOA)[N11]	5	ug/kg	-	-	< 5	-
Perfluorononanoic acid (PFNA)[N11]	5	ug/kg	-	-	< 5	-
Perfluorodecanoic acid (PFDA)[N11]	5	ug/kg	-	-	< 5	-
Perfluoroundecanoic acid (PFUnDA)[N11]	5	ug/kg	-	-	< 5	-
Perfluorododecanoic acid (PFDoDA)[N11]	5	ug/kg	-	-	< 5	-
Perfluorotridecanoic acid (PFTrDA)[N15]	5	ug/kg	-	-	< 5	-
Perfluorotetradecanoic acid (PFTeDA)[N11]	5	ug/kg	-	-	< 5	-
13C4-PFBA (surr.)	1	%	-	-	85	-
13C5-PFPeA (surr.)	1	%	-	-	91	-
13C5-PFHxA (surr.)	1	%	-	-	91	-
13C4-PFHpA (surr.)	1	%	-	-	86	-

Client Sample ID			SB25_1.0-1.1	SB26_0.1-0.2	SB27_0.5-0.6	SB27_1.0-1.1
Sample Matrix			Soil	Soil	Soil	Soil
Eurofins Sample No.			S24-Fe0047800	S24-Fe0047801	S24-Fe0047802	S24-Fe0047803
Date Sampled			Feb 14, 2024	Feb 16, 2024	Feb 16, 2024	Feb 16, 2024
Test/Reference	LOR	Unit				
Perfluoroalkyl carboxylic acids (PFCAs)						
13C8-PFOA (surr.)	1	%	-	-	103	-
13C5-PFNA (surr.)	1	%	-	-	100	-
13C6-PFDA (surr.)	1	%	-	-	127	-
13C2-PFUnDA (surr.)	1	%	-	-	108	-
13C2-PFDoDA (surr.)	1	%	-	-	93	-
13C2-PFTeDA (surr.)	1	%	-	-	90	-
Perfluoroalkyl sulfonamido substances						
Perfluorooctane sulfonamide (FOSA)[N11]	5	ug/kg	-	-	< 5	-
N-methylperfluoro-1-octane sulfonamide (N-MeFOSA)[N11]	5	ug/kg	-	-	< 5	-
N-ethylperfluoro-1-octane sulfonamide (N-EtFOSA)[N11]	5	ug/kg	-	-	< 5	-
2-(N-methylperfluoro-1-octane sulfonamido)-ethanol(N-MeFOSE)[N11]	5	ug/kg	-	-	< 5	-
2-(N-ethylperfluoro-1-octane sulfonamido)-ethanol(N-EtFOSE)[N11]	5	ug/kg	-	-	< 5	-
N-ethyl-perfluorooctanesulfonamidoacetic acid (N-EtFOSAA)[N11]	10	ug/kg	-	-	< 10	-
N-methyl-perfluorooctanesulfonamidoacetic acid (N-MeFOSAA)[N11]	10	ug/kg	-	-	< 10	-
13C8-FOSA (surr.)	1	%	-	-	92	-
D3-N-MeFOSA (surr.)	1	%	-	-	97	-
D5-N-EtFOSA (surr.)	1	%	-	-	107	-
D7-N-MeFOSE (surr.)	1	%	-	-	88	-
D9-N-EtFOSE (surr.)	1	%	-	-	83	-
D5-N-EtFOSAA (surr.)	1	%	-	-	98	-
D3-N-MeFOSAA (surr.)	1	%	-	-	106	-
Perfluoroalkyl sulfonic acids (PFSAs)						
Perfluorobutanesulfonic acid (PFBS)[N11]	5	ug/kg	-	-	< 5	-
Perfluorononanesulfonic acid (PFNS)[N15]	5	ug/kg	-	-	< 5	-
Perfluoropropanesulfonic acid (PFPrS)[N15]	5	ug/kg	-	-	< 5	-
Perfluoropentanesulfonic acid (PFPeS)[N15]	5	ug/kg	-	-	< 5	-
Perfluorohexanesulfonic acid (PFHxS)[N11]	5	ug/kg	-	-	< 5	-
Perfluoroheptanesulfonic acid (PFHpS)[N15]	5	ug/kg	-	-	< 5	-
Perfluorooctanesulfonic acid (PFOS)[N11]	5	ug/kg	-	-	< 5	-
Perfluorodecanesulfonic acid (PFDS)[N15]	5	ug/kg	-	-	< 5	-
13C3-PFBS (surr.)	1	%	-	-	104	-
18O2-PFHxS (surr.)	1	%	-	-	104	-
13C8-PFOS (surr.)	1	%	-	-	109	-
n:2 Fluorotelomer sulfonic acids (n:2 FTSAs)						
1H.1H.2H.2H-perfluorohexanesulfonic acid (4:2 FTSA)[N11]	5	ug/kg	-	-	< 5	-
1H.1H.2H.2H-perfluorooctanesulfonic acid(6:2 FTSA)[N11]	10	ug/kg	-	-	< 10	-
1H.1H.2H.2H-perfluorodecanesulfonic acid (8:2 FTSA)[N11]	5	ug/kg	-	-	< 5	-
1H.1H.2H.2H-perfluorododecanesulfonic acid (10:2 FTSA)[N11]	5	ug/kg	-	-	< 5	-
13C2-4:2 FTSA (surr.)	1	%	-	-	101	-
13C2-6:2 FTSA (surr.)	1	%	-	-	82	-
13C2-8:2 FTSA (surr.)	1	%	-	-	97	-
13C2-10:2 FTSA (surr.)	1	%	-	-	114	-

Client Sample ID			SB25_1.0-1.1	SB26_0.1-0.2	SB27_0.5-0.6	SB27_1.0-1.1
Sample Matrix			Soil	Soil	Soil	Soil
Eurofins Sample No.			S24-Fe0047800	S24-Fe0047801	S24-Fe0047802	S24-Fe0047803
Date Sampled			Feb 14, 2024	Feb 16, 2024	Feb 16, 2024	Feb 16, 2024
Test/Reference	LOR	Unit				
PFASs Summations						
Sum (PFHxS + PFOS)*	5	ug/kg	-	-	< 5	-
Sum of US EPA PFAS (PFOS + PFOA)*	5	ug/kg	-	-	< 5	-
Sum of enHealth PFAS (PFHxS + PFOS + PFOA)*	5	ug/kg	-	-	< 5	-
Sum of WA DWER PFAS (n=10)*	10	ug/kg	-	-	< 10	-
Sum of PFASs (n=30)*	50	ug/kg	-	-	< 50	-
Volatile Organics						
1.1-Dichloroethane	0.5	mg/kg	< 0.5	-	< 0.5	< 0.5
1.1-Dichloroethene	0.5	mg/kg	< 0.5	-	< 0.5	< 0.5
1.1.1-Trichloroethane	0.5	mg/kg	< 0.5	-	< 0.5	< 0.5
1.1.1.2-Tetrachloroethane	0.5	mg/kg	< 0.5	-	< 0.5	< 0.5
1.1.2-Trichloroethane	0.5	mg/kg	< 0.5	-	< 0.5	< 0.5
1.1.2.2-Tetrachloroethane	0.5	mg/kg	< 0.5	-	< 0.5	< 0.5
1.2-Dibromoethane	0.5	mg/kg	< 0.5	-	< 0.5	< 0.5
1.2-Dichlorobenzene	0.5	mg/kg	< 0.5	-	< 0.5	< 0.5
1.2-Dichloroethane	0.5	mg/kg	< 0.5	-	< 0.5	< 0.5
1.2-Dichloropropane	0.5	mg/kg	< 0.5	-	< 0.5	< 0.5
1.2.3-Trichloropropane	0.5	mg/kg	< 0.5	-	< 0.5	< 0.5
1.2.4-Trimethylbenzene	0.5	mg/kg	< 0.5	-	< 0.5	< 0.5
1.3-Dichlorobenzene	0.5	mg/kg	< 0.5	-	< 0.5	< 0.5
1.3-Dichloropropane	0.5	mg/kg	< 0.5	-	< 0.5	< 0.5
1.3.5-Trimethylbenzene	0.5	mg/kg	< 0.5	-	< 0.5	< 0.5
1.4-Dichlorobenzene	0.5	mg/kg	< 0.5	-	< 0.5	< 0.5
2-Butanone (MEK)	0.5	mg/kg	< 0.5	-	< 0.5	< 0.5
2-Propanone (Acetone)	0.5	mg/kg	< 0.5	-	< 0.5	< 0.5
4-Chlorotoluene	0.5	mg/kg	< 0.5	-	< 0.5	< 0.5
4-Methyl-2-pentanone (MIBK)	0.5	mg/kg	< 0.5	-	< 0.5	< 0.5
Allyl chloride	0.5	mg/kg	< 0.5	-	< 0.5	< 0.5
Benzene	0.1	mg/kg	< 0.1	-	< 0.1	< 0.1
Bromobenzene	0.5	mg/kg	< 0.5	-	< 0.5	< 0.5
Bromochloromethane	0.5	mg/kg	< 0.5	-	< 0.5	< 0.5
Bromodichloromethane	0.5	mg/kg	< 0.5	-	< 0.5	< 0.5
Bromoform	0.5	mg/kg	< 0.5	-	< 0.5	< 0.5
Bromomethane	0.5	mg/kg	< 0.5	-	< 0.5	< 0.5
Carbon disulfide	0.5	mg/kg	< 0.5	-	< 0.5	< 0.5
Carbon Tetrachloride	0.5	mg/kg	< 0.5	-	< 0.5	< 0.5
Chlorobenzene	0.5	mg/kg	< 0.5	-	< 0.5	< 0.5
Chloroethane	0.5	mg/kg	< 0.5	-	< 0.5	< 0.5
Chloroform	0.5	mg/kg	< 0.5	-	< 0.5	< 0.5
Chloromethane	0.5	mg/kg	< 0.5	-	< 0.5	< 0.5
cis-1.2-Dichloroethene	0.5	mg/kg	< 0.5	-	< 0.5	< 0.5
cis-1.3-Dichloropropene	0.5	mg/kg	< 0.5	-	< 0.5	< 0.5
Dibromochloromethane	0.5	mg/kg	< 0.5	-	< 0.5	< 0.5
Dibromomethane	0.5	mg/kg	< 0.5	-	< 0.5	< 0.5
Dichlorodifluoromethane	0.5	mg/kg	< 0.5	-	< 0.5	< 0.5
Ethylbenzene	0.1	mg/kg	< 0.1	-	< 0.1	< 0.1
Iodomethane	0.5	mg/kg	< 0.5	-	< 0.5	< 0.5
Isopropyl benzene (Cumene)	0.5	mg/kg	< 0.5	-	< 0.5	< 0.5
m&p-Xylenes	0.2	mg/kg	< 0.2	-	< 0.2	< 0.2
Methylene Chloride	0.5	mg/kg	< 0.5	-	< 0.5	< 0.5

Client Sample ID			SB25_1.0-1.1	SB26_0.1-0.2	SB27_0.5-0.6	SB27_1.0-1.1
Sample Matrix			Soil	Soil	Soil	Soil
Eurofins Sample No.			S24-Fe0047800	S24-Fe0047801	S24-Fe0047802	S24-Fe0047803
Date Sampled			Feb 14, 2024	Feb 16, 2024	Feb 16, 2024	Feb 16, 2024
Test/Reference	LOR	Unit				
Volatile Organics						
o-Xylene	0.1	mg/kg	< 0.1	-	< 0.1	< 0.1
Styrene	0.5	mg/kg	< 0.5	-	< 0.5	< 0.5
Tetrachloroethene	0.5	mg/kg	< 0.5	-	< 0.5	< 0.5
Toluene	0.1	mg/kg	< 0.1	-	< 0.1	< 0.1
trans-1.2-Dichloroethene	0.5	mg/kg	< 0.5	-	< 0.5	< 0.5
trans-1.3-Dichloropropene	0.5	mg/kg	< 0.5	-	< 0.5	< 0.5
Trichloroethene	0.5	mg/kg	< 0.5	-	< 0.5	< 0.5
Trichlorofluoromethane	0.5	mg/kg	< 0.5	-	< 0.5	< 0.5
Vinyl chloride	0.5	mg/kg	< 0.5	-	< 0.5	< 0.5
Xylenes - Total*	0.3	mg/kg	< 0.3	-	< 0.3	< 0.3
Total MAH*	0.5	mg/kg	< 0.5	-	< 0.5	< 0.5
Vic EPA IWRG 621 CHC (Total)*	0.5	mg/kg	< 0.5	-	< 0.5	< 0.5
Vic EPA IWRG 621 Other CHC (Total)*	0.5	mg/kg	< 0.5	-	< 0.5	< 0.5
4-Bromofluorobenzene (surr.)	1	%	101	-	108	138
Toluene-d8 (surr.)	1	%	107	-	113	128
Organochlorine Pesticides						
Chlordanes - Total	0.1	mg/kg	-	-	< 0.1	-
4.4'-DDD	0.05	mg/kg	-	-	< 0.05	-
4.4'-DDE	0.05	mg/kg	-	-	< 0.05	-
4.4'-DDT	0.05	mg/kg	-	-	< 0.05	-
a-HCH	0.05	mg/kg	-	-	< 0.05	-
Aldrin	0.05	mg/kg	-	-	< 0.05	-
b-HCH	0.05	mg/kg	-	-	< 0.05	-
d-HCH	0.05	mg/kg	-	-	< 0.05	-
Dieldrin	0.05	mg/kg	-	-	< 0.05	-
Endosulfan I	0.05	mg/kg	-	-	< 0.05	-
Endosulfan II	0.05	mg/kg	-	-	< 0.05	-
Endosulfan sulphate	0.05	mg/kg	-	-	< 0.05	-
Endrin	0.05	mg/kg	-	-	< 0.05	-
Endrin aldehyde	0.05	mg/kg	-	-	< 0.05	-
Endrin ketone	0.05	mg/kg	-	-	< 0.05	-
g-HCH (Lindane)	0.05	mg/kg	-	-	< 0.05	-
Heptachlor	0.05	mg/kg	-	-	< 0.05	-
Heptachlor epoxide	0.05	mg/kg	-	-	< 0.05	-
Hexachlorobenzene	0.05	mg/kg	-	-	< 0.05	-
Methoxychlor	0.05	mg/kg	-	-	< 0.05	-
Toxaphene	0.5	mg/kg	-	-	< 0.5	-
Aldrin and Dieldrin (Total)*	0.05	mg/kg	-	-	< 0.05	-
DDT + DDE + DDD (Total)*	0.05	mg/kg	-	-	< 0.05	-
Vic EPA IWRG 621 OCP (Total)*	0.1	mg/kg	-	-	< 0.1	-
Vic EPA IWRG 621 Other OCP (Total)*	0.1	mg/kg	-	-	< 0.1	-
Dibutylchlorendate (surr.)	1	%	-	-	75	-
Tetrachloro-m-xylene (surr.)	1	%	-	-	59	-
Polychlorinated Biphenyls						
Aroclor-1016	0.1	mg/kg	-	-	< 0.1	-
Aroclor-1221	0.1	mg/kg	-	-	< 0.1	-
Aroclor-1232	0.1	mg/kg	-	-	< 0.1	-
Aroclor-1242	0.1	mg/kg	-	-	< 0.1	-
Aroclor-1248	0.1	mg/kg	-	-	< 0.1	-

Client Sample ID			SB25_1.0-1.1	SB26_0.1-0.2	SB27_0.5-0.6	SB27_1.0-1.1
Sample Matrix			Soil	Soil	Soil	Soil
Eurofins Sample No.			S24-Fe0047800	S24-Fe0047801	S24-Fe0047802	S24-Fe0047803
Date Sampled			Feb 14, 2024	Feb 16, 2024	Feb 16, 2024	Feb 16, 2024
Test/Reference	LOR	Unit				
Polychlorinated Biphenyls						
Aroclor-1254	0.1	mg/kg	-	-	< 0.1	-
Aroclor-1260	0.1	mg/kg	-	-	< 0.1	-
Total PCB*	0.1	mg/kg	-	-	< 0.1	-
Dibutylchlorendate (surr.)	1	%	-	-	75	-
Tetrachloro-m-xylene (surr.)	1	%	-	-	59	-
Semivolatile Organics						
Aldrin and Dieldrin (Total)*	0.05	mg/kg	< 0.5	-	< 0.5	< 0.5
Benzo(a)pyrene TEQ (lower bound) *	0.5	mg/kg	< 0.5	-	< 0.5	< 0.5
DDT + DDE + DDD (Total)*	0.05	mg/kg	< 1	-	< 1	< 1
Total PAH*	0.5	mg/kg	< 0.5	-	< 0.5	< 0.5
Benzo(a)pyrene TEQ (medium bound) *	0.5	mg/kg	0.6	-	0.6	0.6
Benzo(a)pyrene TEQ (upper bound) *	0.5	mg/kg	1.2	-	1.2	1.2
2-Methyl-4.6-dinitrophenol	5	mg/kg	< 5	-	< 5	< 5
1-Chloronaphthalene	0.5	mg/kg	< 0.5	-	< 0.5	< 0.5
1-Naphthylamine	0.5	mg/kg	< 0.5	-	< 0.5	< 0.5
1.2-Dichlorobenzene	0.5	mg/kg	< 0.5	-	< 0.5	< 0.5
1.2.3-Trichlorobenzene	0.5	mg/kg	< 0.5	-	< 0.5	< 0.5
1.2.3.4-Tetrachlorobenzene	0.5	mg/kg	< 0.5	-	< 0.5	< 0.5
1.2.3.5-Tetrachlorobenzene	0.5	mg/kg	< 0.5	-	< 0.5	< 0.5
1.2.4-Trichlorobenzene	0.5	mg/kg	< 0.5	-	< 0.5	< 0.5
1.2.4.5-Tetrachlorobenzene	0.5	mg/kg	< 0.5	-	< 0.5	< 0.5
1.3-Dichlorobenzene	0.5	mg/kg	< 0.5	-	< 0.5	< 0.5
1.3.5-Trichlorobenzene	0.5	mg/kg	< 0.5	-	< 0.5	< 0.5
1.4-Dichlorobenzene	0.5	mg/kg	< 0.5	-	< 0.5	< 0.5
2-Chloronaphthalene	0.5	mg/kg	< 0.5	-	< 0.5	< 0.5
2-Chlorophenol	0.5	mg/kg	< 0.5	-	< 0.5	< 0.5
2-Fluorobiphenyl (surr.)	1	%	76	-	60	82
2-Methylnaphthalene	0.5	mg/kg	< 0.5	-	< 0.5	< 0.5
2-Methylphenol (o-Cresol)	0.2	mg/kg	< 0.2	-	< 0.2	< 0.2
2-Naphthylamine	0.5	mg/kg	< 0.5	-	< 0.5	< 0.5
2-Nitroaniline	1	mg/kg	< 1	-	< 1	< 1
2-Nitrophenol	1	mg/kg	< 1	-	< 1	< 1
2-Picoline	0.5	mg/kg	< 0.5	-	< 0.5	< 0.5
2.3.4.6-Tetrachlorophenol	0.5	mg/kg	< 0.5	-	< 0.5	< 0.5
2.4-Dichlorophenol	0.5	mg/kg	< 0.5	-	< 0.5	< 0.5
2.4-Dimethylphenol	0.5	mg/kg	< 0.5	-	< 0.5	< 0.5
2.4-Dinitrophenol	5	mg/kg	< 5	-	< 5	< 5
2.4-Dinitrotoluene	0.5	mg/kg	< 0.5	-	< 0.5	< 0.5
2.4.5-Trichlorophenol	1	mg/kg	< 1	-	< 1	< 1
2.4.6-Tribromophenol (surr.)	1	%	100	-	70	104
2.4.6-Trichlorophenol	1	mg/kg	< 1	-	< 1	< 1
2.6-Dichlorophenol	0.5	mg/kg	< 0.5	-	< 0.5	< 0.5
2.6-Dinitrotoluene	1	mg/kg	< 1	-	< 1	< 1
3&4-Methylphenol (m&p-Cresol)	0.4	mg/kg	< 0.4	-	< 0.4	< 0.4
3-Methylcholanthrene	0.5	mg/kg	< 0.5	-	< 0.5	< 0.5
3.3'-Dichlorobenzidine	0.5	mg/kg	< 0.5	-	< 0.5	< 0.5
4-Aminobiphenyl	0.5	mg/kg	< 0.5	-	< 0.5	< 0.5
4-Chloro-3-methylphenol	1	mg/kg	< 1	-	< 1	< 1
4-Nitrophenol	5	mg/kg	< 5	-	< 5	< 5

Client Sample ID			SB25_1.0-1.1	SB26_0.1-0.2	SB27_0.5-0.6	SB27_1.0-1.1
Sample Matrix			Soil	Soil	Soil	Soil
Eurofins Sample No.			S24-Fe0047800	S24-Fe0047801	S24-Fe0047802	S24-Fe0047803
Date Sampled			Feb 14, 2024	Feb 16, 2024	Feb 16, 2024	Feb 16, 2024
Test/Reference	LOR	Unit				
Semivolatile Organics						
4.4'-DDD	0.5	mg/kg	< 0.5	-	< 0.5	< 0.5
4.4'-DDE	0.5	mg/kg	< 0.5	-	< 0.5	< 0.5
4.4'-DDT	1	mg/kg	< 1	-	< 1	< 1
7.12-Dimethylbenz(a)anthracene	0.5	mg/kg	< 0.5	-	< 0.5	< 0.5
a-HCH	0.5	mg/kg	< 0.5	-	< 0.5	< 0.5
Acenaphthene	0.5	mg/kg	< 0.5	-	< 0.5	< 0.5
Acenaphthylene	0.5	mg/kg	< 0.5	-	< 0.5	< 0.5
Acetophenone	0.5	mg/kg	< 0.5	-	< 0.5	< 0.5
Aldrin	0.5	mg/kg	< 0.5	-	< 0.5	< 0.5
Aniline	0.5	mg/kg	< 0.5	-	< 0.5	< 0.5
Anthracene	0.5	mg/kg	< 0.5	-	< 0.5	< 0.5
b-HCH	0.5	mg/kg	< 0.5	-	< 0.5	< 0.5
Benz(a)anthracene	0.5	mg/kg	< 0.5	-	< 0.5	< 0.5
Benzo(a)pyrene	0.5	mg/kg	< 0.5	-	< 0.5	< 0.5
Benzo(b&j)fluoranthene[N07]	0.5	mg/kg	< 0.5	-	< 0.5	< 0.5
Benzo(g.h.i)perylene	0.5	mg/kg	< 0.5	-	< 0.5	< 0.5
Benzo(k)fluoranthene	0.5	mg/kg	< 0.5	-	< 0.5	< 0.5
Benzyl chloride	0.5	mg/kg	< 0.5	-	< 0.5	< 0.5
Bis(2-ethylhexyl)phthalate	5	mg/kg	< 5	-	< 5	< 5
Butyl benzyl phthalate	0.5	mg/kg	< 0.5	-	< 0.5	< 0.5
Chrysene	0.5	mg/kg	< 0.5	-	< 0.5	< 0.5
d-HCH	0.5	mg/kg	< 0.5	-	< 0.5	< 0.5
Di-n-butyl phthalate	0.5	mg/kg	< 0.5	-	< 0.5	< 0.5
Di-n-octyl phthalate	0.5	mg/kg	< 0.5	-	< 0.5	< 0.5
Dibenz(a.h)anthracene	0.5	mg/kg	< 0.5	-	< 0.5	< 0.5
Dibenz(a.j)acridine	0.5	mg/kg	< 0.5	-	< 0.5	< 0.5
Dibenzofuran	0.5	mg/kg	< 0.5	-	< 0.5	< 0.5
Dieldrin	0.5	mg/kg	< 0.5	-	< 0.5	< 0.5
Diethyl phthalate	0.5	mg/kg	< 0.5	-	< 0.5	< 0.5
Dimethyl phthalate	0.5	mg/kg	< 0.5	-	< 0.5	< 0.5
Dimethylaminoazobenzene	0.5	mg/kg	< 0.5	-	< 0.5	< 0.5
Diphenylamine	0.5	mg/kg	< 0.5	-	< 0.5	< 0.5
Endosulfan I	0.5	mg/kg	< 0.5	-	< 0.5	< 0.5
Endosulfan II	0.5	mg/kg	< 0.5	-	< 0.5	< 0.5
Endosulfan sulphate	0.5	mg/kg	< 0.5	-	< 0.5	< 0.5
Endrin	0.5	mg/kg	< 0.5	-	< 0.5	< 0.5
Endrin aldehyde	0.5	mg/kg	< 0.5	-	< 0.5	< 0.5
Endrin ketone	0.5	mg/kg	< 0.5	-	< 0.5	< 0.5
Fluoranthene	0.5	mg/kg	< 0.5	-	< 0.5	< 0.5
Fluorene	0.5	mg/kg	< 0.5	-	< 0.5	< 0.5
g-HCH (Lindane)	0.5	mg/kg	< 0.5	-	< 0.5	< 0.5
Heptachlor	0.5	mg/kg	< 0.5	-	< 0.5	< 0.5
Heptachlor epoxide	0.5	mg/kg	< 0.5	-	< 0.5	< 0.5
Hexachlorobenzene	0.5	mg/kg	< 0.5	-	< 0.5	< 0.5
Hexachlorobutadiene	0.5	mg/kg	< 0.5	-	< 0.5	< 0.5
Hexachlorocyclopentadiene	1	mg/kg	< 1	-	< 1	< 1
Hexachloroethane	0.5	mg/kg	< 0.5	-	< 0.5	< 0.5
Indeno(1.2.3-cd)pyrene	0.5	mg/kg	< 0.5	-	< 0.5	< 0.5
Methoxychlor	0.5	mg/kg	< 0.5	-	< 0.5	< 0.5

Client Sample ID			SB25_1.0-1.1	SB26_0.1-0.2	SB27_0.5-0.6	SB27_1.0-1.1
Sample Matrix			Soil	Soil	Soil	Soil
Eurofins Sample No.			S24-Fe0047800	S24-Fe0047801	S24-Fe0047802	S24-Fe0047803
Date Sampled			Feb 14, 2024	Feb 16, 2024	Feb 16, 2024	Feb 16, 2024
Test/Reference	LOR	Unit				
Semivolatile Organics						
N-Nitrosodibutylamine	0.5	mg/kg	< 0.5	-	< 0.5	< 0.5
N-Nitrosodipropylamine	0.5	mg/kg	< 0.5	-	< 0.5	< 0.5
N-Nitrosopiperidine	0.5	mg/kg	< 0.5	-	< 0.5	< 0.5
Naphthalene	0.5	mg/kg	< 0.5	-	< 0.5	< 0.5
Nitrobenzene	0.5	mg/kg	< 0.5	-	< 0.5	< 0.5
Nitrobenzene-d5 (surr.)	1	%	82	-	66	91
Pentachlorobenzene	0.5	mg/kg	< 0.5	-	< 0.5	< 0.5
Pentachloronitrobenzene	0.5	mg/kg	< 0.5	-	< 0.5	< 0.5
Pentachlorophenol	1	mg/kg	< 1	-	< 1	< 1
Phenanthrene	0.5	mg/kg	< 0.5	-	< 0.5	< 0.5
Phenol	0.5	mg/kg	< 0.5	-	< 0.5	< 0.5
Phenol-d6 (surr.)	1	%	94	-	74	99
Pronamide	0.5	mg/kg	< 0.5	-	< 0.5	< 0.5
Pyrene	0.5	mg/kg	< 0.5	-	< 0.5	< 0.5
Trifluralin	0.5	mg/kg	< 0.5	-	< 0.5	< 0.5
Haloethers						
4-Bromophenyl phenyl ether	0.5	mg/kg	< 0.5	-	< 0.5	< 0.5
4-Chlorophenyl phenyl ether	0.5	mg/kg	< 0.5	-	< 0.5	< 0.5
Bis(2-chloroethoxy)methane	0.5	mg/kg	< 0.5	-	< 0.5	< 0.5
Bis(2-chloroisopropyl)ether	0.5	mg/kg	< 0.5	-	< 0.5	< 0.5
Acid Sulfate Soils Field pH Test						
pH-F (Field pH test)*	0.1	pH Units	7.2	-	-	-
pH-FOX (Field pH Peroxide test)*	0.1	pH Units	4.9	-	-	-
Reaction Ratings*[S05]	0	comment	3.0	-	-	-

Client Sample ID			SB27_1.5-1.6	SB27_2.2-2.3	QC101	SB28_0.4-0.5
Sample Matrix			Soil	Soil	Soil	Soil
Eurofins Sample No.			S24-Fe0047804	S24-Fe0047805	S24-Fe0047806	S24-Fe0047807
Date Sampled			Feb 16, 2024	Feb 16, 2024	Feb 16, 2024	Feb 16, 2024
Test/Reference	LOR	Unit				
Total Recoverable Hydrocarbons						
TRH C6-C9	20	mg/kg	< 20	-	< 20	< 20
TRH C10-C14	20	mg/kg	150	-	56	< 20
TRH C15-C28	50	mg/kg	620	-	< 50	< 50
TRH C29-C36	50	mg/kg	< 50	-	60	< 50
TRH C10-C36 (Total)	50	mg/kg	770	-	116	< 50
TRH C6-C10	20	mg/kg	< 20	-	< 20	< 20
TRH C6-C10 less BTEX (F1)[N04]	20	mg/kg	< 20	-	< 20	< 20
TRH >C10-C16	50	mg/kg	320	-	< 50	< 50
TRH >C10-C16 less Naphthalene (F2)[N01]	50	mg/kg	320	-	< 50	< 50
TRH >C16-C34	100	mg/kg	480	-	< 100	< 100
TRH >C34-C40	100	mg/kg	< 100	-	< 100	< 100
TRH >C10-C40 (total)*	100	mg/kg	800	-	< 100	< 100
BTEX						
Benzene	0.1	mg/kg	< 0.1	-	< 0.1	< 0.1
Toluene	0.1	mg/kg	< 0.1	-	< 0.1	< 0.1
Ethylbenzene	0.1	mg/kg	< 0.1	-	< 0.1	< 0.1
m&p-Xylenes	0.2	mg/kg	< 0.2	-	< 0.2	< 0.2

Client Sample ID			SB27_1.5-1.6	SB27_2.2-2.3	QC101	SB28_0.4-0.5
Sample Matrix			Soil	Soil	Soil	Soil
Eurofins Sample No.			S24-Fe0047804	S24-Fe0047805	S24-Fe0047806	S24-Fe0047807
Date Sampled			Feb 16, 2024	Feb 16, 2024	Feb 16, 2024	Feb 16, 2024
Test/Reference	LOR	Unit				
BTEX						
o-Xylene	0.1	mg/kg	< 0.1	-	< 0.1	< 0.1
Xylenes - Total*	0.3	mg/kg	< 0.3	-	< 0.3	< 0.3
4-Bromofluorobenzene (surr.)	1	%	127	-	101	93
Total Recoverable Hydrocarbons - 2013 NEPM Fractions						
Naphthalene[N02]	0.5	mg/kg	< 0.5	-	< 0.5	< 0.5
Polycyclic Aromatic Hydrocarbons						
Benzo(a)pyrene TEQ (lower bound) *	0.5	mg/kg	< 0.5	-	< 0.5	< 0.5
Benzo(a)pyrene TEQ (medium bound) *	0.5	mg/kg	0.6	-	0.6	0.6
Benzo(a)pyrene TEQ (upper bound) *	0.5	mg/kg	1.2	-	1.2	1.2
Acenaphthene	0.5	mg/kg	< 0.5	-	< 0.5	< 0.5
Acenaphthylene	0.5	mg/kg	< 0.5	-	< 0.5	< 0.5
Anthracene	0.5	mg/kg	< 0.5	-	< 0.5	< 0.5
Benz(a)anthracene	0.5	mg/kg	< 0.5	-	< 0.5	< 0.5
Benzo(a)pyrene	0.5	mg/kg	< 0.5	-	< 0.5	< 0.5
Benzo(b&j)fluoranthene[N07]	0.5	mg/kg	< 0.5	-	< 0.5	< 0.5
Benzo(g.h.i)perylene	0.5	mg/kg	< 0.5	-	< 0.5	< 0.5
Benzo(k)fluoranthene	0.5	mg/kg	< 0.5	-	< 0.5	< 0.5
Chrysene	0.5	mg/kg	< 0.5	-	< 0.5	< 0.5
Dibenz(a.h)anthracene	0.5	mg/kg	< 0.5	-	< 0.5	< 0.5
Fluoranthene	0.5	mg/kg	< 0.5	-	< 0.5	< 0.5
Fluorene	0.5	mg/kg	0.6	-	< 0.5	< 0.5
Indeno(1.2.3-cd)pyrene	0.5	mg/kg	< 0.5	-	< 0.5	< 0.5
Naphthalene	0.5	mg/kg	< 0.5	-	< 0.5	< 0.5
Phenanthrene	0.5	mg/kg	< 0.5	-	< 0.5	< 0.5
Pyrene	0.5	mg/kg	< 0.5	-	< 0.5	< 0.5
Total PAH*	0.5	mg/kg	0.6	-	< 0.5	< 0.5
2-Fluorobiphenyl (surr.)	1	%	82	-	80	55
p-Terphenyl-d14 (surr.)	1	%	100	-	97	68
Heavy Metals						
Arsenic	2	mg/kg	8.3	-	21	3.5
Cadmium	0.4	mg/kg	< 0.4	-	< 0.4	< 0.4
Chromium	5	mg/kg	16	-	34	8.9
Copper	5	mg/kg	26	-	100	23
Lead	5	mg/kg	19	-	40	7.0
Mercury	0.1	mg/kg	< 0.1	-	< 0.1	0.1
Nickel	5	mg/kg	14	-	180	13
Zinc	5	mg/kg	150	-	610	32
Sample Properties						
% Moisture	1	%	19	16	15	16
Volatile Organics						
1.1-Dichloroethane	0.5	mg/kg	< 0.5	< 0.5	< 0.5	< 0.5
1.1-Dichloroethene	0.5	mg/kg	< 0.5	< 0.5	< 0.5	< 0.5
1.1.1-Trichloroethane	0.5	mg/kg	< 0.5	< 0.5	< 0.5	< 0.5
1.1.1.2-Tetrachloroethane	0.5	mg/kg	< 0.5	< 0.5	< 0.5	< 0.5
1.1.2-Trichloroethane	0.5	mg/kg	< 0.5	< 0.5	< 0.5	< 0.5
1.1.2.2-Tetrachloroethane	0.5	mg/kg	< 0.5	< 0.5	< 0.5	< 0.5
1.2-Dibromoethane	0.5	mg/kg	< 0.5	< 0.5	< 0.5	< 0.5
1.2-Dichlorobenzene	0.5	mg/kg	< 0.5	< 0.5	< 0.5	< 0.5
1.2-Dichloroethane	0.5	mg/kg	< 0.5	< 0.5	< 0.5	< 0.5

Client Sample ID			SB27_1.5-1.6	SB27_2.2-2.3	QC101	SB28_0.4-0.5
Sample Matrix			Soil	Soil	Soil	Soil
Eurofins Sample No.			S24-Fe0047804	S24-Fe0047805	S24-Fe0047806	S24-Fe0047807
Date Sampled			Feb 16, 2024	Feb 16, 2024	Feb 16, 2024	Feb 16, 2024
Test/Reference	LOR	Unit				
Volatile Organics						
1.2-Dichloropropane	0.5	mg/kg	< 0.5	< 0.5	< 0.5	< 0.5
1.2.3-Trichloropropane	0.5	mg/kg	< 0.5	< 0.5	< 0.5	< 0.5
1.2.4-Trimethylbenzene	0.5	mg/kg	< 0.5	< 0.5	< 0.5	< 0.5
1.3-Dichlorobenzene	0.5	mg/kg	< 0.5	< 0.5	< 0.5	< 0.5
1.3-Dichloropropane	0.5	mg/kg	< 0.5	< 0.5	< 0.5	< 0.5
1.3.5-Trimethylbenzene	0.5	mg/kg	< 0.5	< 0.5	< 0.5	< 0.5
1.4-Dichlorobenzene	0.5	mg/kg	< 0.5	< 0.5	< 0.5	< 0.5
2-Butanone (MEK)	0.5	mg/kg	< 0.5	< 0.5	< 0.5	< 0.5
2-Propanone (Acetone)	0.5	mg/kg	< 0.5	< 0.5	< 0.5	< 0.5
4-Chlorotoluene	0.5	mg/kg	< 0.5	< 0.5	< 0.5	< 0.5
4-Methyl-2-pentanone (MIBK)	0.5	mg/kg	< 0.5	< 0.5	< 0.5	< 0.5
Allyl chloride	0.5	mg/kg	< 0.5	< 0.5	< 0.5	< 0.5
Benzene	0.1	mg/kg	< 0.1	< 0.1	< 0.1	< 0.1
Bromobenzene	0.5	mg/kg	< 0.5	< 0.5	< 0.5	< 0.5
Bromochloromethane	0.5	mg/kg	< 0.5	< 0.5	< 0.5	< 0.5
Bromodichloromethane	0.5	mg/kg	< 0.5	< 0.5	< 0.5	< 0.5
Bromoform	0.5	mg/kg	< 0.5	< 0.5	< 0.5	< 0.5
Bromomethane	0.5	mg/kg	< 0.5	< 0.5	< 0.5	< 0.5
Carbon disulfide	0.5	mg/kg	< 0.5	< 0.5	< 0.5	< 0.5
Carbon Tetrachloride	0.5	mg/kg	< 0.5	< 0.5	< 0.5	< 0.5
Chlorobenzene	0.5	mg/kg	< 0.5	< 0.5	< 0.5	< 0.5
Chloroethane	0.5	mg/kg	< 0.5	< 0.5	< 0.5	< 0.5
Chloroform	0.5	mg/kg	< 0.5	< 0.5	< 0.5	< 0.5
Chloromethane	0.5	mg/kg	< 0.5	< 0.5	< 0.5	< 0.5
cis-1.2-Dichloroethene	0.5	mg/kg	< 0.5	< 0.5	< 0.5	< 0.5
cis-1.3-Dichloropropene	0.5	mg/kg	< 0.5	< 0.5	< 0.5	< 0.5
Dibromochloromethane	0.5	mg/kg	< 0.5	< 0.5	< 0.5	< 0.5
Dibromomethane	0.5	mg/kg	< 0.5	< 0.5	< 0.5	< 0.5
Dichlorodifluoromethane	0.5	mg/kg	< 0.5	< 0.5	< 0.5	< 0.5
Ethylbenzene	0.1	mg/kg	< 0.1	< 0.1	< 0.1	< 0.1
Iodomethane	0.5	mg/kg	< 0.5	< 0.5	< 0.5	< 0.5
Isopropyl benzene (Cumene)	0.5	mg/kg	< 0.5	< 0.5	< 0.5	< 0.5
m&p-Xylenes	0.2	mg/kg	< 0.2	< 0.2	< 0.2	< 0.2
Methylene Chloride	0.5	mg/kg	< 0.5	< 0.5	< 0.5	< 0.5
o-Xylene	0.1	mg/kg	< 0.1	< 0.1	< 0.1	< 0.1
Styrene	0.5	mg/kg	< 0.5	< 0.5	< 0.5	< 0.5
Tetrachloroethene	0.5	mg/kg	< 0.5	< 0.5	< 0.5	< 0.5
Toluene	0.1	mg/kg	< 0.1	< 0.1	< 0.1	< 0.1
trans-1.2-Dichloroethene	0.5	mg/kg	< 0.5	< 0.5	< 0.5	< 0.5
trans-1.3-Dichloropropene	0.5	mg/kg	< 0.5	< 0.5	< 0.5	< 0.5
Trichloroethene	0.5	mg/kg	< 0.5	< 0.5	< 0.5	< 0.5
Trichlorofluoromethane	0.5	mg/kg	< 0.5	< 0.5	< 0.5	< 0.5
Vinyl chloride	0.5	mg/kg	< 0.5	< 0.5	< 0.5	< 0.5
Xylenes - Total*	0.3	mg/kg	< 0.3	< 0.3	< 0.3	< 0.3
Total MAH*	0.5	mg/kg	< 0.5	< 0.5	< 0.5	< 0.5
Vic EPA IWRG 621 CHC (Total)*	0.5	mg/kg	< 0.5	< 0.5	< 0.5	< 0.5
Vic EPA IWRG 621 Other CHC (Total)*	0.5	mg/kg	< 0.5	< 0.5	< 0.5	< 0.5
4-Bromofluorobenzene (surr.)	1	%	127	104	101	93
Toluene-d8 (surr.)	1	%	113	100	114	100

Client Sample ID			SB27_1.5-1.6	SB27_2.2-2.3	QC101	SB28_0.4-0.5
Sample Matrix			Soil	Soil	Soil	Soil
Eurofins Sample No.			S24-Fe0047804	S24-Fe0047805	S24-Fe0047806	S24-Fe0047807
Date Sampled			Feb 16, 2024	Feb 16, 2024	Feb 16, 2024	Feb 16, 2024
Test/Reference	LOR	Unit				
Organochlorine Pesticides						
Chlordanes - Total	0.1	mg/kg	< 0.1	-	< 0.1	< 0.1
4.4'-DDD	0.05	mg/kg	< 0.05	-	< 0.05	< 0.05
4.4'-DDE	0.05	mg/kg	< 0.05	-	< 0.05	< 0.05
4.4'-DDT	0.05	mg/kg	< 0.05	-	< 0.05	< 0.05
a-HCH	0.05	mg/kg	< 0.05	-	< 0.05	< 0.05
Aldrin	0.05	mg/kg	< 0.05	-	< 0.05	< 0.05
b-HCH	0.05	mg/kg	< 0.05	-	< 0.05	< 0.05
d-HCH	0.05	mg/kg	< 0.05	-	< 0.05	< 0.05
Dieldrin	0.05	mg/kg	< 0.05	-	< 0.05	< 0.05
Endosulfan I	0.05	mg/kg	< 0.05	-	< 0.05	< 0.05
Endosulfan II	0.05	mg/kg	< 0.05	-	< 0.05	< 0.05
Endosulfan sulphate	0.05	mg/kg	< 0.05	-	< 0.05	< 0.05
Endrin	0.05	mg/kg	< 0.05	-	< 0.05	< 0.05
Endrin aldehyde	0.05	mg/kg	< 0.05	-	< 0.05	< 0.05
Endrin ketone	0.05	mg/kg	< 0.05	-	< 0.05	< 0.05
g-HCH (Lindane)	0.05	mg/kg	< 0.05	-	< 0.05	< 0.05
Heptachlor	0.05	mg/kg	< 0.05	-	< 0.05	< 0.05
Heptachlor epoxide	0.05	mg/kg	< 0.05	-	< 0.05	< 0.05
Hexachlorobenzene	0.05	mg/kg	< 0.05	-	< 0.05	< 0.05
Methoxychlor	0.05	mg/kg	< 0.05	-	< 0.05	< 0.05
Toxaphene	0.5	mg/kg	< 0.5	-	< 0.5	< 0.5
Aldrin and Dieldrin (Total)*	0.05	mg/kg	< 0.05	-	< 0.05	< 0.05
DDT + DDE + DDD (Total)*	0.05	mg/kg	< 0.05	-	< 0.05	< 0.05
Vic EPA IWRG 621 OCP (Total)*	0.1	mg/kg	< 0.1	-	< 0.1	< 0.1
Vic EPA IWRG 621 Other OCP (Total)*	0.1	mg/kg	< 0.1	-	< 0.1	< 0.1
Dibutylchlorendate (surr.)	1	%	142	-	102	66
Tetrachloro-m-xylene (surr.)	1	%	84	-	81	54
Polychlorinated Biphenyls						
Aroclor-1016	0.1	mg/kg	< 0.1	-	< 0.1	< 0.1
Aroclor-1221	0.1	mg/kg	< 0.1	-	< 0.1	< 0.1
Aroclor-1232	0.1	mg/kg	< 0.1	-	< 0.1	< 0.1
Aroclor-1242	0.1	mg/kg	< 0.1	-	< 0.1	< 0.1
Aroclor-1248	0.1	mg/kg	< 0.1	-	< 0.1	< 0.1
Aroclor-1254	0.1	mg/kg	< 0.1	-	< 0.1	< 0.1
Aroclor-1260	0.1	mg/kg	< 0.1	-	< 0.1	< 0.1
Total PCB*	0.1	mg/kg	< 0.1	-	< 0.1	< 0.1
Dibutylchlorendate (surr.)	1	%	142	-	102	66
Tetrachloro-m-xylene (surr.)	1	%	84	-	81	54
Semivolatile Organics						
Aldrin and Dieldrin (Total)*	0.05	mg/kg	< 0.5	< 0.5	< 0.5	< 0.5
Benzo(a)pyrene TEQ (lower bound) *	0.5	mg/kg	< 0.5	< 0.5	< 0.5	< 0.5
DDT + DDE + DDD (Total)*	0.05	mg/kg	< 1	< 1	< 1	< 1
Total PAH*	0.5	mg/kg	0.6	< 0.5	< 0.5	< 0.5
Benzo(a)pyrene TEQ (medium bound) *	0.5	mg/kg	0.6	0.6	0.6	0.6
Benzo(a)pyrene TEQ (upper bound) *	0.5	mg/kg	1.2	1.2	1.2	1.2
2-Methyl-4.6-dinitrophenol	5	mg/kg	< 5	< 5	< 5	< 5
1-Chloronaphthalene	0.5	mg/kg	< 0.5	< 0.5	< 0.5	< 0.5
1-Naphthylamine	0.5	mg/kg	< 0.5	< 0.5	< 0.5	< 0.5
1.2-Dichlorobenzene	0.5	mg/kg	< 0.5	< 0.5	< 0.5	< 0.5

Client Sample ID			SB27_1.5-1.6	SB27_2.2-2.3	QC101	SB28_0.4-0.5
Sample Matrix			Soil	Soil	Soil	Soil
Eurofins Sample No.			S24-Fe0047804	S24-Fe0047805	S24-Fe0047806	S24-Fe0047807
Date Sampled			Feb 16, 2024	Feb 16, 2024	Feb 16, 2024	Feb 16, 2024
Test/Reference	LOR	Unit				
Semivolatile Organics						
1.2.3-Trichlorobenzene	0.5	mg/kg	< 0.5	< 0.5	< 0.5	< 0.5
1.2.3.4-Tetrachlorobenzene	0.5	mg/kg	< 0.5	< 0.5	< 0.5	< 0.5
1.2.3.5-Tetrachlorobenzene	0.5	mg/kg	< 0.5	< 0.5	< 0.5	< 0.5
1.2.4-Trichlorobenzene	0.5	mg/kg	< 0.5	< 0.5	< 0.5	< 0.5
1.2.4.5-Tetrachlorobenzene	0.5	mg/kg	< 0.5	< 0.5	< 0.5	< 0.5
1.3-Dichlorobenzene	0.5	mg/kg	< 0.5	< 0.5	< 0.5	< 0.5
1.3.5-Trichlorobenzene	0.5	mg/kg	< 0.5	< 0.5	< 0.5	< 0.5
1.4-Dichlorobenzene	0.5	mg/kg	< 0.5	< 0.5	< 0.5	< 0.5
2-Chloronaphthalene	0.5	mg/kg	< 0.5	< 0.5	< 0.5	< 0.5
2-Chlorophenol	0.5	mg/kg	< 0.5	< 0.5	< 0.5	< 0.5
2-Fluorobiphenyl (surr.)	1	%	82	79	80	55
2-Methylnaphthalene	0.5	mg/kg	< 0.5	< 0.5	< 0.5	< 0.5
2-Methylphenol (o-Cresol)	0.2	mg/kg	< 0.2	< 0.2	< 0.2	< 0.2
2-Naphthylamine	0.5	mg/kg	< 0.5	< 0.5	< 0.5	< 0.5
2-Nitroaniline	1	mg/kg	< 1	< 1	< 1	< 1
2-Nitrophenol	1	mg/kg	< 1	< 1	< 1	< 1
2-Picoline	0.5	mg/kg	< 0.5	< 0.5	< 0.5	< 0.5
2.3.4.6-Tetrachlorophenol	0.5	mg/kg	< 0.5	< 0.5	< 0.5	< 0.5
2.4-Dichlorophenol	0.5	mg/kg	< 0.5	< 0.5	< 0.5	< 0.5
2.4-Dimethylphenol	0.5	mg/kg	< 0.5	< 0.5	< 0.5	< 0.5
2.4-Dinitrophenol	5	mg/kg	< 5	< 5	< 5	< 5
2.4-Dinitrotoluene	0.5	mg/kg	< 0.5	< 0.5	< 0.5	< 0.5
2.4.5-Trichlorophenol	1	mg/kg	< 1	< 1	< 1	< 1
2.4.6-Tribromophenol (surr.)	1	%	114	101	95	63
2.4.6-Trichlorophenol	1	mg/kg	< 1	< 1	< 1	< 1
2.6-Dichlorophenol	0.5	mg/kg	< 0.5	< 0.5	< 0.5	< 0.5
2.6-Dinitrotoluene	1	mg/kg	< 1	< 1	< 1	< 1
3&4-Methylphenol (m&p-Cresol)	0.4	mg/kg	< 0.4	< 0.4	< 0.4	< 0.4
3-Methylcholanthrene	0.5	mg/kg	< 0.5	< 0.5	< 0.5	< 0.5
3.3'-Dichlorobenzidine	0.5	mg/kg	< 0.5	< 0.5	< 0.5	< 0.5
4-Aminobiphenyl	0.5	mg/kg	< 0.5	< 0.5	< 0.5	< 0.5
4-Chloro-3-methylphenol	1	mg/kg	< 1	< 1	< 1	< 1
4-Nitrophenol	5	mg/kg	< 5	< 5	< 5	< 5
4.4'-DDD	0.5	mg/kg	< 0.5	< 0.5	< 0.5	< 0.5
4.4'-DDE	0.5	mg/kg	< 0.5	< 0.5	< 0.5	< 0.5
4.4'-DDT	1	mg/kg	< 1	< 1	< 1	< 1
7.12-Dimethylbenz(a)anthracene	0.5	mg/kg	< 0.5	< 0.5	< 0.5	< 0.5
a-HCH	0.5	mg/kg	< 0.5	< 0.5	< 0.5	< 0.5
Acenaphthene	0.5	mg/kg	< 0.5	< 0.5	< 0.5	< 0.5
Acenaphthylene	0.5	mg/kg	< 0.5	< 0.5	< 0.5	< 0.5
Acetophenone	0.5	mg/kg	< 0.5	< 0.5	< 0.5	< 0.5
Aldrin	0.5	mg/kg	< 0.5	< 0.5	< 0.5	< 0.5
Aniline	0.5	mg/kg	< 0.5	< 0.5	< 0.5	< 0.5
Anthracene	0.5	mg/kg	< 0.5	< 0.5	< 0.5	< 0.5
b-HCH	0.5	mg/kg	< 0.5	< 0.5	< 0.5	< 0.5
Benz(a)anthracene	0.5	mg/kg	< 0.5	< 0.5	< 0.5	< 0.5
Benzo(a)pyrene	0.5	mg/kg	< 0.5	< 0.5	< 0.5	< 0.5
Benzo(b&j)fluoranthene[N07]	0.5	mg/kg	< 0.5	< 0.5	< 0.5	< 0.5
Benzo(g.h.i)perylene	0.5	mg/kg	< 0.5	< 0.5	< 0.5	< 0.5

Client Sample ID			SB27_1.5-1.6	SB27_2.2-2.3	QC101	SB28_0.4-0.5
Sample Matrix			Soil	Soil	Soil	Soil
Eurofins Sample No.			S24-Fe0047804	S24-Fe0047805	S24-Fe0047806	S24-Fe0047807
Date Sampled			Feb 16, 2024	Feb 16, 2024	Feb 16, 2024	Feb 16, 2024
Test/Reference	LOR	Unit				
Semivolatile Organics						
Benzo(k)fluoranthene	0.5	mg/kg	< 0.5	< 0.5	< 0.5	< 0.5
Benzyl chloride	0.5	mg/kg	< 0.5	< 0.5	< 0.5	< 0.5
Bis(2-ethylhexyl)phthalate	5	mg/kg	< 5	< 5	< 5	< 5
Butyl benzyl phthalate	0.5	mg/kg	< 0.5	< 0.5	< 0.5	< 0.5
Chrysene	0.5	mg/kg	< 0.5	< 0.5	< 0.5	< 0.5
d-HCH	0.5	mg/kg	< 0.5	< 0.5	< 0.5	< 0.5
Di-n-butyl phthalate	0.5	mg/kg	< 0.5	< 0.5	< 0.5	< 0.5
Di-n-octyl phthalate	0.5	mg/kg	< 0.5	< 0.5	< 0.5	< 0.5
Dibenz(a.h)anthracene	0.5	mg/kg	< 0.5	< 0.5	< 0.5	< 0.5
Dibenz(a.j)acridine	0.5	mg/kg	< 0.5	< 0.5	< 0.5	< 0.5
Dibenzofuran	0.5	mg/kg	< 0.5	< 0.5	< 0.5	< 0.5
Dieldrin	0.5	mg/kg	< 0.5	< 0.5	< 0.5	< 0.5
Diethyl phthalate	0.5	mg/kg	< 0.5	< 0.5	< 0.5	< 0.5
Dimethyl phthalate	0.5	mg/kg	< 0.5	< 0.5	< 0.5	< 0.5
Dimethylaminoazobenzene	0.5	mg/kg	< 0.5	< 0.5	< 0.5	< 0.5
Diphenylamine	0.5	mg/kg	< 0.5	< 0.5	< 0.5	< 0.5
Endosulfan I	0.5	mg/kg	< 0.5	< 0.5	< 0.5	< 0.5
Endosulfan II	0.5	mg/kg	< 0.5	< 0.5	< 0.5	< 0.5
Endosulfan sulphate	0.5	mg/kg	< 0.5	< 0.5	< 0.5	< 0.5
Endrin	0.5	mg/kg	< 0.5	< 0.5	< 0.5	< 0.5
Endrin aldehyde	0.5	mg/kg	< 0.5	< 0.5	< 0.5	< 0.5
Endrin ketone	0.5	mg/kg	< 0.5	< 0.5	< 0.5	< 0.5
Fluoranthene	0.5	mg/kg	< 0.5	< 0.5	< 0.5	< 0.5
Fluorene	0.5	mg/kg	0.6	< 0.5	< 0.5	< 0.5
g-HCH (Lindane)	0.5	mg/kg	< 0.5	< 0.5	< 0.5	< 0.5
Heptachlor	0.5	mg/kg	< 0.5	< 0.5	< 0.5	< 0.5
Heptachlor epoxide	0.5	mg/kg	< 0.5	< 0.5	< 0.5	< 0.5
Hexachlorobenzene	0.5	mg/kg	< 0.5	< 0.5	< 0.5	< 0.5
Hexachlorobutadiene	0.5	mg/kg	< 0.5	< 0.5	< 0.5	< 0.5
Hexachlorocyclopentadiene	1	mg/kg	< 1	< 1	< 1	< 1
Hexachloroethane	0.5	mg/kg	< 0.5	< 0.5	< 0.5	< 0.5
Indeno(1.2.3-cd)pyrene	0.5	mg/kg	< 0.5	< 0.5	< 0.5	< 0.5
Methoxychlor	0.5	mg/kg	< 0.5	< 0.5	< 0.5	< 0.5
N-Nitrosodibutylamine	0.5	mg/kg	< 0.5	< 0.5	< 0.5	< 0.5
N-Nitrosodipropylamine	0.5	mg/kg	< 0.5	< 0.5	< 0.5	< 0.5
N-Nitrosopiperidine	0.5	mg/kg	< 0.5	< 0.5	< 0.5	< 0.5
Naphthalene	0.5	mg/kg	< 0.5	< 0.5	< 0.5	< 0.5
Nitrobenzene	0.5	mg/kg	< 0.5	< 0.5	< 0.5	< 0.5
Nitrobenzene-d5 (surr.)	1	%	76	88	89	63
Pentachlorobenzene	0.5	mg/kg	< 0.5	< 0.5	< 0.5	< 0.5
Pentachloronitrobenzene	0.5	mg/kg	< 0.5	< 0.5	< 0.5	< 0.5
Pentachlorophenol	1	mg/kg	< 1	< 1	< 1	< 1
Phenanthrene	0.5	mg/kg	< 0.5	< 0.5	< 0.5	< 0.5
Phenol	0.5	mg/kg	< 0.5	< 0.5	< 0.5	< 0.5
Phenol-d6 (surr.)	1	%	100	94	97	70
Pronamide	0.5	mg/kg	< 0.5	< 0.5	< 0.5	< 0.5
Pyrene	0.5	mg/kg	< 0.5	< 0.5	< 0.5	< 0.5
Trifluralin	0.5	mg/kg	< 0.5	< 0.5	< 0.5	< 0.5

Client Sample ID			SB27_1.5-1.6	SB27_2.2-2.3	QC101	SB28_0.4-0.5
Sample Matrix			Soil	Soil	Soil	Soil
Eurofins Sample No.			S24-Fe0047804	S24-Fe0047805	S24-Fe0047806	S24-Fe0047807
Date Sampled			Feb 16, 2024	Feb 16, 2024	Feb 16, 2024	Feb 16, 2024
Test/Reference	LOR	Unit				
Haloethers						
4-Bromophenyl phenyl ether	0.5	mg/kg	< 0.5	< 0.5	< 0.5	< 0.5
4-Chlorophenyl phenyl ether	0.5	mg/kg	1.6	< 0.5	< 0.5	< 0.5
Bis(2-chloroethoxy)methane	0.5	mg/kg	< 0.5	< 0.5	< 0.5	< 0.5
Bis(2-chloroisopropyl)ether	0.5	mg/kg	< 0.5	< 0.5	< 0.5	< 0.5

Client Sample ID			SB29_0-0.1	SB30_1.0-1.1	SB31_0.5-0.6	SB32_0.1-0.2
Sample Matrix			Soil	Soil	Soil	Soil
Eurofins Sample No.			S24-Fe0047808	S24-Fe0047809	S24-Fe0047810	S24-Fe0047811
Date Sampled			Feb 16, 2024	Feb 16, 2024	Feb 16, 2024	Feb 16, 2024
Test/Reference	LOR	Unit				
Total Recoverable Hydrocarbons						
TRH C6-C9	20	mg/kg	< 20	< 20	< 20	< 20
TRH C10-C14	20	mg/kg	< 20	< 20	< 20	< 20
TRH C15-C28	50	mg/kg	< 50	< 50	< 50	< 50
TRH C29-C36	50	mg/kg	< 50	< 50	< 50	< 50
TRH C10-C36 (Total)	50	mg/kg	< 50	< 50	< 50	< 50
TRH C6-C10	20	mg/kg	< 20	< 20	< 20	< 20
TRH C6-C10 less BTEX (F1)[N04]	20	mg/kg	< 20	< 20	< 20	< 20
TRH >C10-C16	50	mg/kg	< 50	< 50	< 50	< 50
TRH >C10-C16 less Naphthalene (F2)[N01]	50	mg/kg	< 50	< 50	< 50	< 50
TRH >C16-C34	100	mg/kg	< 100	< 100	< 100	< 100
TRH >C34-C40	100	mg/kg	< 100	< 100	< 100	< 100
TRH >C10-C40 (total)*	100	mg/kg	< 100	< 100	< 100	< 100
BTEX						
Benzene	0.1	mg/kg	< 0.1	< 0.1	< 0.1	< 0.1
Toluene	0.1	mg/kg	< 0.1	< 0.1	< 0.1	< 0.1
Ethylbenzene	0.1	mg/kg	< 0.1	< 0.1	< 0.1	< 0.1
m&p-Xylenes	0.2	mg/kg	< 0.2	< 0.2	< 0.2	< 0.2
o-Xylene	0.1	mg/kg	< 0.1	< 0.1	< 0.1	< 0.1
Xylenes - Total*	0.3	mg/kg	< 0.3	< 0.3	< 0.3	< 0.3
4-Bromofluorobenzene (surr.)	1	%	85	75	84	86
Total Recoverable Hydrocarbons - 2013 NEPM Fractions						
Naphthalene[N02]	0.5	mg/kg	< 0.5	< 0.5	< 0.5	< 0.5
Polycyclic Aromatic Hydrocarbons						
Benzo(a)pyrene TEQ (lower bound) *	0.5	mg/kg	< 0.5	< 0.5	< 0.5	< 0.5
Benzo(a)pyrene TEQ (medium bound) *	0.5	mg/kg	0.6	0.6	0.6	0.6
Benzo(a)pyrene TEQ (upper bound) *	0.5	mg/kg	1.2	1.2	1.2	1.2
Acenaphthene	0.5	mg/kg	< 0.5	< 0.5	< 0.5	< 0.5
Acenaphthylene	0.5	mg/kg	< 0.5	< 0.5	< 0.5	< 0.5
Anthracene	0.5	mg/kg	< 0.5	< 0.5	< 0.5	< 0.5
Benz(a)anthracene	0.5	mg/kg	< 0.5	< 0.5	< 0.5	< 0.5
Benzo(a)pyrene	0.5	mg/kg	< 0.5	< 0.5	< 0.5	< 0.5
Benzo(b&j)fluoranthene[N07]	0.5	mg/kg	< 0.5	< 0.5	< 0.5	< 0.5
Benzo(g.h.i)perylene	0.5	mg/kg	< 0.5	< 0.5	< 0.5	< 0.5
Benzo(k)fluoranthene	0.5	mg/kg	< 0.5	< 0.5	< 0.5	< 0.5
Chrysene	0.5	mg/kg	< 0.5	< 0.5	< 0.5	< 0.5
Dibenz(a.h)anthracene	0.5	mg/kg	< 0.5	< 0.5	< 0.5	< 0.5
Fluoranthene	0.5	mg/kg	< 0.5	< 0.5	< 0.5	< 0.5

Client Sample ID			SB29_0-0.1	SB30_1.0-1.1	SB31_0.5-0.6	SB32_0.1-0.2
Sample Matrix			Soil	Soil	Soil	Soil
Eurofins Sample No.			S24-Fe0047808	S24-Fe0047809	S24-Fe0047810	S24-Fe0047811
Date Sampled			Feb 16, 2024	Feb 16, 2024	Feb 16, 2024	Feb 16, 2024
Test/Reference	LOR	Unit				
Polycyclic Aromatic Hydrocarbons						
Fluorene	0.5	mg/kg	< 0.5	< 0.5	< 0.5	< 0.5
Indeno(1.2.3-cd)pyrene	0.5	mg/kg	< 0.5	< 0.5	< 0.5	< 0.5
Naphthalene	0.5	mg/kg	< 0.5	< 0.5	< 0.5	< 0.5
Phenanthrene	0.5	mg/kg	< 0.5	< 0.5	< 0.5	< 0.5
Pyrene	0.5	mg/kg	< 0.5	< 0.5	< 0.5	< 0.5
Total PAH*	0.5	mg/kg	< 0.5	< 0.5	< 0.5	< 0.5
2-Fluorobiphenyl (surr.)	1	%	73	107	92	95
p-Terphenyl-d14 (surr.)	1	%	85	91	80	80
Heavy Metals						
Arsenic	2	mg/kg	8.4	9.9	8.4	5.0
Cadmium	0.4	mg/kg	< 0.4	< 0.4	< 0.4	< 0.4
Chromium	5	mg/kg	15	6.7	10	8.5
Copper	5	mg/kg	25	36	9.4	32
Lead	5	mg/kg	21	19	8.0	13
Mercury	0.1	mg/kg	< 0.1	< 0.1	< 0.1	< 0.1
Nickel	5	mg/kg	13	22	< 5	17
Zinc	5	mg/kg	110	88	< 5	62
Sample Properties						
% Moisture	1	%	9.0	11	16	7.5
Perfluoroalkyl carboxylic acids (PFCAs)						
Perfluorobutanoic acid (PFBA)[N11]	5	ug/kg	< 5	-	-	-
Perfluoropentanoic acid (PFPeA)[N11]	5	ug/kg	< 5	-	-	-
Perfluorohexanoic acid (PFHxA)[N11]	5	ug/kg	< 5	-	-	-
Perfluoroheptanoic acid (PFHpA)[N11]	5	ug/kg	< 5	-	-	-
Perfluorooctanoic acid (PFOA)[N11]	5	ug/kg	< 5	-	-	-
Perfluorononanoic acid (PFNA)[N11]	5	ug/kg	< 5	-	-	-
Perfluorodecanoic acid (PFDA)[N11]	5	ug/kg	< 5	-	-	-
Perfluoroundecanoic acid (PFUnDA)[N11]	5	ug/kg	< 5	-	-	-
Perfluorododecanoic acid (PFDoDA)[N11]	5	ug/kg	< 5	-	-	-
Perfluorotridecanoic acid (PFTrDA)[N15]	5	ug/kg	< 5	-	-	-
Perfluorotetradecanoic acid (PFTeDA)[N11]	5	ug/kg	< 5	-	-	-
13C4-PFBA (surr.)	1	%	88	-	-	-
13C5-PFPeA (surr.)	1	%	96	-	-	-
13C5-PFHxA (surr.)	1	%	95	-	-	-
13C4-PFHpA (surr.)	1	%	103	-	-	-
13C8-PFOA (surr.)	1	%	98	-	-	-
13C5-PFNA (surr.)	1	%	102	-	-	-
13C6-PFDA (surr.)	1	%	111	-	-	-
13C2-PFUnDA (surr.)	1	%	119	-	-	-
13C2-PFDoDA (surr.)	1	%	83	-	-	-
13C2-PFTeDA (surr.)	1	%	96	-	-	-
Perfluoroalkyl sulfonamido substances						
Perfluorooctane sulfonamide (FOSA)[N11]	5	ug/kg	< 5	-	-	-
N-methylperfluoro-1-octane sulfonamide (N-MeFOSA)[N11]	5	ug/kg	< 5	-	-	-
N-ethylperfluoro-1-octane sulfonamide (N-EtFOSA)[N11]	5	ug/kg	< 5	-	-	-
2-(N-methylperfluoro-1-octane sulfonamido)-ethanol(N-MeFOSE)[N11]	5	ug/kg	< 5	-	-	-

Client Sample ID			SB29_0-0.1	SB30_1.0-1.1	SB31_0.5-0.6	SB32_0.1-0.2
Sample Matrix			Soil	Soil	Soil	Soil
Eurofins Sample No.			S24-Fe0047808	S24-Fe0047809	S24-Fe0047810	S24-Fe0047811
Date Sampled			Feb 16, 2024	Feb 16, 2024	Feb 16, 2024	Feb 16, 2024
Test/Reference	LOR	Unit				
Perfluoroalkyl sulfonamido substances						
2-(N-ethylperfluoro-1-octane sulfonamido)-ethanol(N-EtFOSE)[N11]	5	ug/kg	< 5	-	-	-
N-ethyl-perfluorooctanesulfonamidoacetic acid (N-EtFOSAA)[N11]	10	ug/kg	< 10	-	-	-
N-methyl-perfluorooctanesulfonamidoacetic acid (N-MeFOSAA)[N11]	10	ug/kg	< 10	-	-	-
13C8-FOSA (surr.)	1	%	104	-	-	-
D3-N-MeFOSA (surr.)	1	%	98	-	-	-
D5-N-EtFOSA (surr.)	1	%	109	-	-	-
D7-N-MeFOSE (surr.)	1	%	103	-	-	-
D9-N-EtFOSE (surr.)	1	%	93	-	-	-
D5-N-EtFOSAA (surr.)	1	%	106	-	-	-
D3-N-MeFOSAA (surr.)	1	%	96	-	-	-
Perfluoroalkyl sulfonic acids (PFSAs)						
Perfluorobutanesulfonic acid (PFBS)[N11]	5	ug/kg	< 5	-	-	-
Perfluorononanesulfonic acid (PFNS)[N15]	5	ug/kg	< 5	-	-	-
Perfluoropropanesulfonic acid (PFPrS)[N15]	5	ug/kg	< 5	-	-	-
Perfluoropentanesulfonic acid (PFPeS)[N15]	5	ug/kg	< 5	-	-	-
Perfluorohexanesulfonic acid (PFHxS)[N11]	5	ug/kg	< 5	-	-	-
Perfluoroheptanesulfonic acid (PFHpS)[N15]	5	ug/kg	< 5	-	-	-
Perfluorooctanesulfonic acid (PFOS)[N11]	5	ug/kg	< 5	-	-	-
Perfluorodecanesulfonic acid (PFDS)[N15]	5	ug/kg	< 5	-	-	-
13C3-PFBS (surr.)	1	%	104	-	-	-
18O2-PFHxS (surr.)	1	%	106	-	-	-
13C8-PFOS (surr.)	1	%	109	-	-	-
n:2 Fluorotelomer sulfonic acids (n:2 FTSAs)						
1H.1H.2H.2H-perfluorohexanesulfonic acid (4:2 FTSA)[N11]	5	ug/kg	< 5	-	-	-
1H.1H.2H.2H-perfluorooctanesulfonic acid(6:2 FTSA)[N11]	10	ug/kg	< 10	-	-	-
1H.1H.2H.2H-perfluorodecanesulfonic acid (8:2 FTSA)[N11]	5	ug/kg	< 5	-	-	-
1H.1H.2H.2H-perfluorododecanesulfonic acid (10:2 FTSA)[N11]	5	ug/kg	< 5	-	-	-
13C2-4:2 FTSA (surr.)	1	%	93	-	-	-
13C2-6:2 FTSA (surr.)	1	%	85	-	-	-
13C2-8:2 FTSA (surr.)	1	%	124	-	-	-
13C2-10:2 FTSA (surr.)	1	%	137	-	-	-
PFASs Summations						
Sum (PFHxS + PFOS)*	5	ug/kg	< 5	-	-	-
Sum of US EPA PFAS (PFOS + PFOA)*	5	ug/kg	< 5	-	-	-
Sum of enHealth PFAS (PFHxS + PFOS + PFOA)*	5	ug/kg	< 5	-	-	-
Sum of WA DWER PFAS (n=10)*	10	ug/kg	< 10	-	-	-
Sum of PFASs (n=30)*	50	ug/kg	< 50	-	-	-
Volatile Organics						
1.1-Dichloroethane	0.5	mg/kg	< 0.5	-	-	-
1.1-Dichloroethene	0.5	mg/kg	< 0.5	-	-	-
1.1.1-Trichloroethane	0.5	mg/kg	< 0.5	-	-	-
1.1.1.2-Tetrachloroethane	0.5	mg/kg	< 0.5	-	-	-
1.1.2-Trichloroethane	0.5	mg/kg	< 0.5	-	-	-
1.1.2.2-Tetrachloroethane	0.5	mg/kg	< 0.5	-	-	-

Client Sample ID			SB29_0-0.1	SB30_1.0-1.1	SB31_0.5-0.6	SB32_0.1-0.2
Sample Matrix			Soil	Soil	Soil	Soil
Eurofins Sample No.			S24-Fe0047808	S24-Fe0047809	S24-Fe0047810	S24-Fe0047811
Date Sampled			Feb 16, 2024	Feb 16, 2024	Feb 16, 2024	Feb 16, 2024
Test/Reference	LOR	Unit				
Volatile Organics						
1.2-Dibromoethane	0.5	mg/kg	< 0.5	-	-	-
1.2-Dichlorobenzene	0.5	mg/kg	< 0.5	-	-	-
1.2-Dichloroethane	0.5	mg/kg	< 0.5	-	-	-
1.2-Dichloropropane	0.5	mg/kg	< 0.5	-	-	-
1.2.3-Trichloropropane	0.5	mg/kg	< 0.5	-	-	-
1.2.4-Trimethylbenzene	0.5	mg/kg	< 0.5	-	-	-
1.3-Dichlorobenzene	0.5	mg/kg	< 0.5	-	-	-
1.3-Dichloropropane	0.5	mg/kg	< 0.5	-	-	-
1.3.5-Trimethylbenzene	0.5	mg/kg	< 0.5	-	-	-
1.4-Dichlorobenzene	0.5	mg/kg	< 0.5	-	-	-
2-Butanone (MEK)	0.5	mg/kg	< 0.5	-	-	-
2-Propanone (Acetone)	0.5	mg/kg	< 0.5	-	-	-
4-Chlorotoluene	0.5	mg/kg	< 0.5	-	-	-
4-Methyl-2-pentanone (MIBK)	0.5	mg/kg	< 0.5	-	-	-
Allyl chloride	0.5	mg/kg	< 0.5	-	-	-
Benzene	0.1	mg/kg	< 0.1	-	-	-
Bromobenzene	0.5	mg/kg	< 0.5	-	-	-
Bromochloromethane	0.5	mg/kg	< 0.5	-	-	-
Bromodichloromethane	0.5	mg/kg	< 0.5	-	-	-
Bromoform	0.5	mg/kg	< 0.5	-	-	-
Bromomethane	0.5	mg/kg	< 0.5	-	-	-
Carbon disulfide	0.5	mg/kg	< 0.5	-	-	-
Carbon Tetrachloride	0.5	mg/kg	< 0.5	-	-	-
Chlorobenzene	0.5	mg/kg	< 0.5	-	-	-
Chloroethane	0.5	mg/kg	< 0.5	-	-	-
Chloroform	0.5	mg/kg	< 0.5	-	-	-
Chloromethane	0.5	mg/kg	< 0.5	-	-	-
cis-1.2-Dichloroethene	0.5	mg/kg	< 0.5	-	-	-
cis-1.3-Dichloropropene	0.5	mg/kg	< 0.5	-	-	-
Dibromochloromethane	0.5	mg/kg	< 0.5	-	-	-
Dibromomethane	0.5	mg/kg	< 0.5	-	-	-
Dichlorodifluoromethane	0.5	mg/kg	< 0.5	-	-	-
Ethylbenzene	0.1	mg/kg	< 0.1	-	-	-
Iodomethane	0.5	mg/kg	< 0.5	-	-	-
Isopropyl benzene (Cumene)	0.5	mg/kg	< 0.5	-	-	-
m&p-Xylenes	0.2	mg/kg	< 0.2	-	-	-
Methylene Chloride	0.5	mg/kg	< 0.5	-	-	-
o-Xylene	0.1	mg/kg	< 0.1	-	-	-
Styrene	0.5	mg/kg	< 0.5	-	-	-
Tetrachloroethene	0.5	mg/kg	< 0.5	-	-	-
Toluene	0.1	mg/kg	< 0.1	-	-	-
trans-1.2-Dichloroethene	0.5	mg/kg	< 0.5	-	-	-
trans-1.3-Dichloropropene	0.5	mg/kg	< 0.5	-	-	-
Trichloroethene	0.5	mg/kg	< 0.5	-	-	-
Trichlorofluoromethane	0.5	mg/kg	< 0.5	-	-	-
Vinyl chloride	0.5	mg/kg	< 0.5	-	-	-
Xylenes - Total*	0.3	mg/kg	< 0.3	-	-	-
Total MAH*	0.5	mg/kg	< 0.5	-	-	-
Vic EPA IWRG 621 CHC (Total)*	0.5	mg/kg	< 0.5	-	-	-

Client Sample ID			SB29_0-0.1	SB30_1.0-1.1	SB31_0.5-0.6	SB32_0.1-0.2
Sample Matrix			Soil	Soil	Soil	Soil
Eurofins Sample No.			S24-Fe0047808	S24-Fe0047809	S24-Fe0047810	S24-Fe0047811
Date Sampled			Feb 16, 2024	Feb 16, 2024	Feb 16, 2024	Feb 16, 2024
Test/Reference	LOR	Unit				
Volatile Organics						
Vic EPA IWRG 621 Other CHC (Total)*	0.5	mg/kg	< 0.5	-	-	-
4-Bromofluorobenzene (surr.)	1	%	85	-	-	-
Toluene-d8 (surr.)	1	%	64	-	-	-
Organochlorine Pesticides						
Chlordanes - Total	0.1	mg/kg	< 0.1	-	-	-
4.4'-DDD	0.05	mg/kg	< 0.05	-	-	-
4.4'-DDE	0.05	mg/kg	< 0.05	-	-	-
4.4'-DDT	0.05	mg/kg	< 0.05	-	-	-
a-HCH	0.05	mg/kg	< 0.05	-	-	-
Aldrin	0.05	mg/kg	< 0.05	-	-	-
b-HCH	0.05	mg/kg	< 0.05	-	-	-
d-HCH	0.05	mg/kg	< 0.05	-	-	-
Dieldrin	0.05	mg/kg	< 0.05	-	-	-
Endosulfan I	0.05	mg/kg	< 0.05	-	-	-
Endosulfan II	0.05	mg/kg	< 0.05	-	-	-
Endosulfan sulphate	0.05	mg/kg	< 0.05	-	-	-
Endrin	0.05	mg/kg	< 0.05	-	-	-
Endrin aldehyde	0.05	mg/kg	< 0.05	-	-	-
Endrin ketone	0.05	mg/kg	< 0.05	-	-	-
g-HCH (Lindane)	0.05	mg/kg	< 0.05	-	-	-
Heptachlor	0.05	mg/kg	< 0.05	-	-	-
Heptachlor epoxide	0.05	mg/kg	< 0.05	-	-	-
Hexachlorobenzene	0.05	mg/kg	< 0.05	-	-	-
Methoxychlor	0.05	mg/kg	< 0.05	-	-	-
Toxaphene	0.5	mg/kg	< 0.5	-	-	-
Aldrin and Dieldrin (Total)*	0.05	mg/kg	< 0.05	-	-	-
DDT + DDE + DDD (Total)*	0.05	mg/kg	< 0.05	-	-	-
Vic EPA IWRG 621 OCP (Total)*	0.1	mg/kg	< 0.1	-	-	-
Vic EPA IWRG 621 Other OCP (Total)*	0.1	mg/kg	< 0.1	-	-	-
Dibutylchlorendate (surr.)	1	%	74	-	-	-
Tetrachloro-m-xylene (surr.)	1	%	74	-	-	-
Polychlorinated Biphenyls						
Aroclor-1016	0.1	mg/kg	< 0.1	-	-	-
Aroclor-1221	0.1	mg/kg	< 0.1	-	-	-
Aroclor-1232	0.1	mg/kg	< 0.1	-	-	-
Aroclor-1242	0.1	mg/kg	< 0.1	-	-	-
Aroclor-1248	0.1	mg/kg	< 0.1	-	-	-
Aroclor-1254	0.1	mg/kg	< 0.1	-	-	-
Aroclor-1260	0.1	mg/kg	< 0.1	-	-	-
Total PCB*	0.1	mg/kg	< 0.1	-	-	-
Dibutylchlorendate (surr.)	1	%	74	-	-	-
Tetrachloro-m-xylene (surr.)	1	%	74	-	-	-
Semivolatile Organics						
Aldrin and Dieldrin (Total)*	0.05	mg/kg	< 0.5	-	-	-
Benzo(a)pyrene TEQ (lower bound) *	0.5	mg/kg	< 0.5	-	-	-
DDT + DDE + DDD (Total)*	0.05	mg/kg	< 1	-	-	-
Total PAH*	0.5	mg/kg	< 0.5	-	-	-
Benzo(a)pyrene TEQ (medium bound) *	0.5	mg/kg	0.6	-	-	-
Benzo(a)pyrene TEQ (upper bound) *	0.5	mg/kg	1.2	-	-	-

Client Sample ID			SB29_0-0.1	SB30_1.0-1.1	SB31_0.5-0.6	SB32_0.1-0.2
Sample Matrix			Soil	Soil	Soil	Soil
Eurofins Sample No.			S24-Fe0047808	S24-Fe0047809	S24-Fe0047810	S24-Fe0047811
Date Sampled			Feb 16, 2024	Feb 16, 2024	Feb 16, 2024	Feb 16, 2024
Test/Reference	LOR	Unit				
Semivolatile Organics						
2-Methyl-4.6-dinitrophenol	5	mg/kg	< 5	-	-	-
1-Chloronaphthalene	0.5	mg/kg	< 0.5	-	-	-
1-Naphthylamine	0.5	mg/kg	< 0.5	-	-	-
1.2-Dichlorobenzene	0.5	mg/kg	< 0.5	-	-	-
1.2.3-Trichlorobenzene	0.5	mg/kg	< 0.5	-	-	-
1.2.3.4-Tetrachlorobenzene	0.5	mg/kg	< 0.5	-	-	-
1.2.3.5-Tetrachlorobenzene	0.5	mg/kg	< 0.5	-	-	-
1.2.4-Trichlorobenzene	0.5	mg/kg	< 0.5	-	-	-
1.2.4.5-Tetrachlorobenzene	0.5	mg/kg	< 0.5	-	-	-
1.3-Dichlorobenzene	0.5	mg/kg	< 0.5	-	-	-
1.3.5-Trichlorobenzene	0.5	mg/kg	< 0.5	-	-	-
1.4-Dichlorobenzene	0.5	mg/kg	< 0.5	-	-	-
2-Chloronaphthalene	0.5	mg/kg	< 0.5	-	-	-
2-Chlorophenol	0.5	mg/kg	< 0.5	-	-	-
2-Fluorobiphenyl (surr.)	1	%	73	-	-	-
2-Methylnaphthalene	0.5	mg/kg	< 0.5	-	-	-
2-Methylphenol (o-Cresol)	0.2	mg/kg	< 0.2	-	-	-
2-Naphthylamine	0.5	mg/kg	< 0.5	-	-	-
2-Nitroaniline	1	mg/kg	< 1	-	-	-
2-Nitrophenol	1	mg/kg	< 1	-	-	-
2-Picoline	0.5	mg/kg	< 0.5	-	-	-
2.3.4.6-Tetrachlorophenol	0.5	mg/kg	< 0.5	-	-	-
2.4-Dichlorophenol	0.5	mg/kg	< 0.5	-	-	-
2.4-Dimethylphenol	0.5	mg/kg	< 0.5	-	-	-
2.4-Dinitrophenol	5	mg/kg	< 5	-	-	-
2.4-Dinitrotoluene	0.5	mg/kg	< 0.5	-	-	-
2.4.5-Trichlorophenol	1	mg/kg	< 1	-	-	-
2.4.6-Tribromophenol (surr.)	1	%	81	-	-	-
2.4.6-Trichlorophenol	1	mg/kg	< 1	-	-	-
2.6-Dichlorophenol	0.5	mg/kg	< 0.5	-	-	-
2.6-Dinitrotoluene	1	mg/kg	< 1	-	-	-
3&4-Methylphenol (m&p-Cresol)	0.4	mg/kg	< 0.4	-	-	-
3-Methylcholanthrene	0.5	mg/kg	< 0.5	-	-	-
3.3'-Dichlorobenzidine	0.5	mg/kg	< 0.5	-	-	-
4-Aminobiphenyl	0.5	mg/kg	< 0.5	-	-	-
4-Chloro-3-methylphenol	1	mg/kg	< 1	-	-	-
4-Nitrophenol	5	mg/kg	< 5	-	-	-
4.4'-DDD	0.5	mg/kg	< 0.5	-	-	-
4.4'-DDE	0.5	mg/kg	< 0.5	-	-	-
4.4'-DDT	1	mg/kg	< 1	-	-	-
7.12-Dimethylbenz(a)anthracene	0.5	mg/kg	< 0.5	-	-	-
a-HCH	0.5	mg/kg	< 0.5	-	-	-
Acenaphthene	0.5	mg/kg	< 0.5	-	-	-
Acenaphthylene	0.5	mg/kg	< 0.5	-	-	-
Acetophenone	0.5	mg/kg	< 0.5	-	-	-
Aldrin	0.5	mg/kg	< 0.5	-	-	-
Aniline	0.5	mg/kg	< 0.5	-	-	-
Anthracene	0.5	mg/kg	< 0.5	-	-	-
b-HCH	0.5	mg/kg	< 0.5	-	-	-

Client Sample ID			SB29_0-0.1	SB30_1.0-1.1	SB31_0.5-0.6	SB32_0.1-0.2
Sample Matrix			Soil	Soil	Soil	Soil
Eurofins Sample No.			S24-Fe0047808	S24-Fe0047809	S24-Fe0047810	S24-Fe0047811
Date Sampled			Feb 16, 2024	Feb 16, 2024	Feb 16, 2024	Feb 16, 2024
Test/Reference	LOR	Unit				
Semivolatile Organics						
Benz(a)anthracene	0.5	mg/kg	< 0.5	-	-	-
Benzo(a)pyrene	0.5	mg/kg	< 0.5	-	-	-
Benzo(b&j)fluoranthene[N07]	0.5	mg/kg	< 0.5	-	-	-
Benzo(g.h.i)perylene	0.5	mg/kg	< 0.5	-	-	-
Benzo(k)fluoranthene	0.5	mg/kg	< 0.5	-	-	-
Benzyl chloride	0.5	mg/kg	< 0.5	-	-	-
Bis(2-ethylhexyl)phthalate	5	mg/kg	< 5	-	-	-
Butyl benzyl phthalate	0.5	mg/kg	< 0.5	-	-	-
Chrysene	0.5	mg/kg	< 0.5	-	-	-
d-HCH	0.5	mg/kg	< 0.5	-	-	-
Di-n-butyl phthalate	0.5	mg/kg	< 0.5	-	-	-
Di-n-octyl phthalate	0.5	mg/kg	< 0.5	-	-	-
Dibenz(a.h)anthracene	0.5	mg/kg	< 0.5	-	-	-
Dibenz(a.j)acridine	0.5	mg/kg	< 0.5	-	-	-
Dibenzofuran	0.5	mg/kg	< 0.5	-	-	-
Dieldrin	0.5	mg/kg	< 0.5	-	-	-
Diethyl phthalate	0.5	mg/kg	< 0.5	-	-	-
Dimethyl phthalate	0.5	mg/kg	< 0.5	-	-	-
Dimethylaminoazobenzene	0.5	mg/kg	< 0.5	-	-	-
Diphenylamine	0.5	mg/kg	< 0.5	-	-	-
Endosulfan I	0.5	mg/kg	< 0.5	-	-	-
Endosulfan II	0.5	mg/kg	< 0.5	-	-	-
Endosulfan sulphate	0.5	mg/kg	< 0.5	-	-	-
Endrin	0.5	mg/kg	< 0.5	-	-	-
Endrin aldehyde	0.5	mg/kg	< 0.5	-	-	-
Endrin ketone	0.5	mg/kg	< 0.5	-	-	-
Fluoranthene	0.5	mg/kg	< 0.5	-	-	-
Fluorene	0.5	mg/kg	< 0.5	-	-	-
g-HCH (Lindane)	0.5	mg/kg	< 0.5	-	-	-
Heptachlor	0.5	mg/kg	< 0.5	-	-	-
Heptachlor epoxide	0.5	mg/kg	< 0.5	-	-	-
Hexachlorobenzene	0.5	mg/kg	< 0.5	-	-	-
Hexachlorobutadiene	0.5	mg/kg	< 0.5	-	-	-
Hexachlorocyclopentadiene	1	mg/kg	< 1	-	-	-
Hexachloroethane	0.5	mg/kg	< 0.5	-	-	-
Indeno(1.2.3-cd)pyrene	0.5	mg/kg	< 0.5	-	-	-
Methoxychlor	0.5	mg/kg	< 0.5	-	-	-
N-Nitrosodibutylamine	0.5	mg/kg	< 0.5	-	-	-
N-Nitrosodipropylamine	0.5	mg/kg	< 0.5	-	-	-
N-Nitrosopiperidine	0.5	mg/kg	< 0.5	-	-	-
Naphthalene	0.5	mg/kg	< 0.5	-	-	-
Nitrobenzene	0.5	mg/kg	< 0.5	-	-	-
Nitrobenzene-d5 (surr.)	1	%	79	-	-	-
Pentachlorobenzene	0.5	mg/kg	< 0.5	-	-	-
Pentachloronitrobenzene	0.5	mg/kg	< 0.5	-	-	-
Pentachlorophenol	1	mg/kg	< 1	-	-	-
Phenanthrene	0.5	mg/kg	< 0.5	-	-	-
Phenol	0.5	mg/kg	< 0.5	-	-	-
Phenol-d6 (surr.)	1	%	89	-	-	-

Client Sample ID			SB29_0-0.1	SB30_1.0-1.1	SB31_0.5-0.6	SB32_0.1-0.2
Sample Matrix			Soil	Soil	Soil	Soil
Eurofins Sample No.			S24-Fe0047808	S24-Fe0047809	S24-Fe0047810	S24-Fe0047811
Date Sampled			Feb 16, 2024	Feb 16, 2024	Feb 16, 2024	Feb 16, 2024
Test/Reference	LOR	Unit				
Semivolatile Organics						
Pronamide	0.5	mg/kg	< 0.5	-	-	-
Pyrene	0.5	mg/kg	< 0.5	-	-	-
Trifluralin	0.5	mg/kg	< 0.5	-	-	-
Haloethers						
4-Bromophenyl phenyl ether	0.5	mg/kg	< 0.5	-	-	-
4-Chlorophenyl phenyl ether	0.5	mg/kg	< 0.5	-	-	-
Bis(2-chloroethoxy)methane	0.5	mg/kg	< 0.5	-	-	-
Bis(2-chloroisopropyl)ether	0.5	mg/kg	< 0.5	-	-	-

Client Sample ID			SB33_0-0.1	SB34_0.2-0.3	SB34_0.6-0.7	SB35_0.2-0.3
Sample Matrix			Soil	Soil	Soil	Soil
Eurofins Sample No.			S24-Fe0047812	S24-Fe0047813	S24-Fe0047814	S24-Fe0047815
Date Sampled			Feb 16, 2024	Feb 16, 2024	Feb 16, 2024	Feb 16, 2024
Test/Reference	LOR	Unit				
Total Recoverable Hydrocarbons						
TRH C6-C9	20	mg/kg	< 20	< 20	< 20	< 20
TRH C10-C14	20	mg/kg	< 20	< 20	< 20	< 20
TRH C15-C28	50	mg/kg	< 50	< 50	< 50	< 50
TRH C29-C36	50	mg/kg	< 50	< 50	< 50	< 50
TRH C10-C36 (Total)	50	mg/kg	< 50	< 50	< 50	< 50
TRH C6-C10	20	mg/kg	< 20	< 20	< 20	< 20
TRH C6-C10 less BTEX (F1)[N04]	20	mg/kg	< 20	< 20	< 20	< 20
TRH >C10-C16	50	mg/kg	< 50	< 50	< 50	< 50
TRH >C10-C16 less Naphthalene (F2)[N01]	50	mg/kg	< 50	< 50	< 50	< 50
TRH >C16-C34	100	mg/kg	< 100	< 100	< 100	< 100
TRH >C34-C40	100	mg/kg	< 100	< 100	< 100	< 100
TRH >C10-C40 (total)*	100	mg/kg	< 100	< 100	< 100	< 100
BTEX						
Benzene	0.1	mg/kg	< 0.1	< 0.1	< 0.1	< 0.1
Toluene	0.1	mg/kg	< 0.1	< 0.1	< 0.1	< 0.1
Ethylbenzene	0.1	mg/kg	< 0.1	< 0.1	< 0.1	< 0.1
m&p-Xylenes	0.2	mg/kg	< 0.2	< 0.2	< 0.2	< 0.2
o-Xylene	0.1	mg/kg	< 0.1	< 0.1	< 0.1	< 0.1
Xylenes - Total*	0.3	mg/kg	< 0.3	< 0.3	< 0.3	< 0.3
4-Bromofluorobenzene (surr.)	1	%	117	101	110	96
Total Recoverable Hydrocarbons - 2013 NEPM Fractions						
Naphthalene[N02]	0.5	mg/kg	< 0.5	< 0.5	< 0.5	< 0.5
Polycyclic Aromatic Hydrocarbons						
Benzo(a)pyrene TEQ (lower bound) *	0.5	mg/kg	< 0.5	< 0.5	< 0.5	< 0.5
Benzo(a)pyrene TEQ (medium bound) *	0.5	mg/kg	0.6	0.6	0.6	0.6
Benzo(a)pyrene TEQ (upper bound) *	0.5	mg/kg	1.2	1.2	1.2	1.2
Acenaphthene	0.5	mg/kg	< 0.5	< 0.5	< 0.5	< 0.5
Acenaphthylene	0.5	mg/kg	< 0.5	< 0.5	< 0.5	< 0.5
Anthracene	0.5	mg/kg	< 0.5	< 0.5	< 0.5	< 0.5
Benz(a)anthracene	0.5	mg/kg	< 0.5	< 0.5	< 0.5	< 0.5
Benzo(a)pyrene	0.5	mg/kg	< 0.5	< 0.5	< 0.5	< 0.5
Benzo(b&j)fluoranthene[N07]	0.5	mg/kg	< 0.5	< 0.5	< 0.5	< 0.5
Benzo(g.h.i)perylene	0.5	mg/kg	< 0.5	< 0.5	< 0.5	< 0.5

Client Sample ID			SB33_0-0.1	SB34_0.2-0.3	SB34_0.6-0.7	SB35_0.2-0.3
Sample Matrix			Soil	Soil	Soil	Soil
Eurofins Sample No.			S24-Fe0047812	S24-Fe0047813	S24-Fe0047814	S24-Fe0047815
Date Sampled			Feb 16, 2024	Feb 16, 2024	Feb 16, 2024	Feb 16, 2024
Test/Reference	LOR	Unit				
Polycyclic Aromatic Hydrocarbons						
Benzo(k)fluoranthene	0.5	mg/kg	< 0.5	< 0.5	< 0.5	< 0.5
Chrysene	0.5	mg/kg	< 0.5	< 0.5	< 0.5	< 0.5
Dibenz(a.h)anthracene	0.5	mg/kg	< 0.5	< 0.5	< 0.5	< 0.5
Fluoranthene	0.5	mg/kg	< 0.5	< 0.5	< 0.5	< 0.5
Fluorene	0.5	mg/kg	< 0.5	< 0.5	< 0.5	< 0.5
Indeno(1.2.3-cd)pyrene	0.5	mg/kg	< 0.5	< 0.5	< 0.5	< 0.5
Naphthalene	0.5	mg/kg	< 0.5	< 0.5	< 0.5	< 0.5
Phenanthrene	0.5	mg/kg	< 0.5	< 0.5	< 0.5	< 0.5
Pyrene	0.5	mg/kg	< 0.5	< 0.5	< 0.5	< 0.5
Total PAH*	0.5	mg/kg	< 0.5	< 0.5	< 0.5	< 0.5
2-Fluorobiphenyl (surr.)	1	%	56	85	79	65
p-Terphenyl-d14 (surr.)	1	%	69	106	101	80
Heavy Metals						
Arsenic	2	mg/kg	10	2.6	3.8	< 2
Cadmium	0.4	mg/kg	< 0.4	< 0.4	< 0.4	< 0.4
Chromium	5	mg/kg	17	7.4	6.1	5.6
Copper	5	mg/kg	28	< 5	15	< 5
Lead	5	mg/kg	180	15	8.0	13
Mercury	0.1	mg/kg	0.1	< 0.1	< 0.1	< 0.1
Nickel	5	mg/kg	9.6	< 5	24	< 5
Zinc	5	mg/kg	250	21	97	11
Sample Properties						
% Moisture	1	%	6.7	7.2	11	5.1
Perfluoroalkyl carboxylic acids (PFCAs)						
Perfluorobutanoic acid (PFBA)[N11]	5	ug/kg	-	< 5	-	-
Perfluoropentanoic acid (PFPeA)[N11]	5	ug/kg	-	< 5	-	-
Perfluorohexanoic acid (PFHxA)[N11]	5	ug/kg	-	< 5	-	-
Perfluoroheptanoic acid (PFHpA)[N11]	5	ug/kg	-	< 5	-	-
Perfluorooctanoic acid (PFOA)[N11]	5	ug/kg	-	< 5	-	-
Perfluorononanoic acid (PFNA)[N11]	5	ug/kg	-	< 5	-	-
Perfluorodecanoic acid (PFDA)[N11]	5	ug/kg	-	< 5	-	-
Perfluoroundecanoic acid (PFUnDA)[N11]	5	ug/kg	-	< 5	-	-
Perfluorododecanoic acid (PFDoDA)[N11]	5	ug/kg	-	< 5	-	-
Perfluorotridecanoic acid (PFTrDA)[N15]	5	ug/kg	-	< 5	-	-
Perfluorotetradecanoic acid (PFTeDA)[N11]	5	ug/kg	-	< 5	-	-
13C4-PFBA (surr.)	1	%	-	88	-	-
13C5-PFPeA (surr.)	1	%	-	97	-	-
13C5-PFHxA (surr.)	1	%	-	107	-	-
13C4-PFHpA (surr.)	1	%	-	94	-	-
13C8-PFOA (surr.)	1	%	-	85	-	-
13C5-PFNA (surr.)	1	%	-	99	-	-
13C6-PFDA (surr.)	1	%	-	97	-	-
13C2-PFUnDA (surr.)	1	%	-	100	-	-
13C2-PFDoDA (surr.)	1	%	-	105	-	-
13C2-PFTeDA (surr.)	1	%	-	97	-	-

Client Sample ID			SB33_0-0.1	SB34_0.2-0.3	SB34_0.6-0.7	SB35_0.2-0.3
Sample Matrix			Soil	Soil	Soil	Soil
Eurofins Sample No.			S24-Fe0047812	S24-Fe0047813	S24-Fe0047814	S24-Fe0047815
Date Sampled			Feb 16, 2024	Feb 16, 2024	Feb 16, 2024	Feb 16, 2024
Test/Reference	LOR	Unit				
Perfluoroalkyl sulfonamido substances						
Perfluorooctane sulfonamide (FOSA)[N11]	5	ug/kg	-	< 5	-	-
N-methylperfluoro-1-octane sulfonamide (N-MeFOSA)[N11]	5	ug/kg	-	< 5	-	-
N-ethylperfluoro-1-octane sulfonamide (N-EtFOSA)[N11]	5	ug/kg	-	< 5	-	-
2-(N-methylperfluoro-1-octane sulfonamido)-ethanol(N-MeFOSE)[N11]	5	ug/kg	-	< 5	-	-
2-(N-ethylperfluoro-1-octane sulfonamido)-ethanol(N-EtFOSE)[N11]	5	ug/kg	-	< 5	-	-
N-ethyl-perfluorooctanesulfonamidoacetic acid (N-EtFOSAA)[N11]	10	ug/kg	-	< 10	-	-
N-methyl-perfluorooctanesulfonamidoacetic acid (N-MeFOSAA)[N11]	10	ug/kg	-	< 10	-	-
13C8-FOSA (surr.)	1	%	-	91	-	-
D3-N-MeFOSA (surr.)	1	%	-	110	-	-
D5-N-EtFOSA (surr.)	1	%	-	115	-	-
D7-N-MeFOSE (surr.)	1	%	-	94	-	-
D9-N-EtFOSE (surr.)	1	%	-	87	-	-
D5-N-EtFOSAA (surr.)	1	%	-	105	-	-
D3-N-MeFOSAA (surr.)	1	%	-	91	-	-
Perfluoroalkyl sulfonic acids (PFSAs)						
Perfluorobutanesulfonic acid (PFBS)[N11]	5	ug/kg	-	< 5	-	-
Perfluorononanesulfonic acid (PFNS)[N15]	5	ug/kg	-	< 5	-	-
Perfluoropropanesulfonic acid (PFPrS)[N15]	5	ug/kg	-	< 5	-	-
Perfluoropentanesulfonic acid (PFPeS)[N15]	5	ug/kg	-	< 5	-	-
Perfluorohexanesulfonic acid (PFHxS)[N11]	5	ug/kg	-	< 5	-	-
Perfluoroheptanesulfonic acid (PFHpS)[N15]	5	ug/kg	-	< 5	-	-
Perfluorooctanesulfonic acid (PFOS)[N11]	5	ug/kg	-	< 5	-	-
Perfluorodecanesulfonic acid (PFDS)[N15]	5	ug/kg	-	< 5	-	-
13C3-PFBS (surr.)	1	%	-	118	-	-
18O2-PFHxS (surr.)	1	%	-	98	-	-
13C8-PFOS (surr.)	1	%	-	100	-	-
n:2 Fluorotelomer sulfonic acids (n:2 FTSAs)						
1H.1H.2H.2H-perfluorohexanesulfonic acid (4:2 FTSA)[N11]	5	ug/kg	-	< 5	-	-
1H.1H.2H.2H-perfluorooctanesulfonic acid(6:2 FTSA)[N11]	10	ug/kg	-	< 10	-	-
1H.1H.2H.2H-perfluorodecanesulfonic acid (8:2 FTSA)[N11]	5	ug/kg	-	< 5	-	-
1H.1H.2H.2H-perfluorododecanesulfonic acid (10:2 FTSA)[N11]	5	ug/kg	-	< 5	-	-
13C2-4:2 FTSA (surr.)	1	%	-	120	-	-
13C2-6:2 FTSA (surr.)	1	%	-	108	-	-
13C2-8:2 FTSA (surr.)	1	%	-	107	-	-
13C2-10:2 FTSA (surr.)	1	%	-	106	-	-
PFASs Summations						
Sum (PFHxS + PFOS)*	5	ug/kg	-	< 5	-	-
Sum of US EPA PFAS (PFOS + PFOA)*	5	ug/kg	-	< 5	-	-
Sum of enHealth PFAS (PFHxS + PFOS + PFOA)*	5	ug/kg	-	< 5	-	-
Sum of WA DWER PFAS (n=10)*	10	ug/kg	-	< 10	-	-
Sum of PFASs (n=30)*	50	ug/kg	-	< 50	-	-

Client Sample ID			SB33_0-0.1	SB34_0.2-0.3	SB34_0.6-0.7	SB35_0.2-0.3
Sample Matrix			Soil	Soil	Soil	Soil
Eurofins Sample No.			S24-Fe0047812	S24-Fe0047813	S24-Fe0047814	S24-Fe0047815
Date Sampled			Feb 16, 2024	Feb 16, 2024	Feb 16, 2024	Feb 16, 2024
Test/Reference	LOR	Unit				
Volatile Organics						
1.1-Dichloroethane	0.5	mg/kg	< 0.5	< 0.5	< 0.5	< 0.5
1.1-Dichloroethene	0.5	mg/kg	< 0.5	< 0.5	< 0.5	< 0.5
1.1.1-Trichloroethane	0.5	mg/kg	< 0.5	< 0.5	< 0.5	< 0.5
1.1.1.2-Tetrachloroethane	0.5	mg/kg	< 0.5	< 0.5	< 0.5	< 0.5
1.1.2-Trichloroethane	0.5	mg/kg	< 0.5	< 0.5	< 0.5	< 0.5
1.1.2.2-Tetrachloroethane	0.5	mg/kg	< 0.5	< 0.5	< 0.5	< 0.5
1.2-Dibromoethane	0.5	mg/kg	< 0.5	< 0.5	< 0.5	< 0.5
1.2-Dichlorobenzene	0.5	mg/kg	< 0.5	< 0.5	< 0.5	< 0.5
1.2-Dichloroethane	0.5	mg/kg	< 0.5	< 0.5	< 0.5	< 0.5
1.2-Dichloropropane	0.5	mg/kg	< 0.5	< 0.5	< 0.5	< 0.5
1.2.3-Trichloropropane	0.5	mg/kg	< 0.5	< 0.5	< 0.5	< 0.5
1.2.4-Trimethylbenzene	0.5	mg/kg	< 0.5	< 0.5	< 0.5	< 0.5
1.3-Dichlorobenzene	0.5	mg/kg	< 0.5	< 0.5	< 0.5	< 0.5
1.3-Dichloropropane	0.5	mg/kg	< 0.5	< 0.5	< 0.5	< 0.5
1.3.5-Trimethylbenzene	0.5	mg/kg	< 0.5	< 0.5	< 0.5	< 0.5
1.4-Dichlorobenzene	0.5	mg/kg	< 0.5	< 0.5	< 0.5	< 0.5
2-Butanone (MEK)	0.5	mg/kg	< 0.5	< 0.5	< 0.5	< 0.5
2-Propanone (Acetone)	0.5	mg/kg	< 0.5	< 0.5	< 0.5	< 0.5
4-Chlorotoluene	0.5	mg/kg	< 0.5	< 0.5	< 0.5	< 0.5
4-Methyl-2-pentanone (MIBK)	0.5	mg/kg	< 0.5	< 0.5	< 0.5	< 0.5
Allyl chloride	0.5	mg/kg	< 0.5	< 0.5	< 0.5	< 0.5
Benzene	0.1	mg/kg	< 0.1	< 0.1	< 0.1	< 0.1
Bromobenzene	0.5	mg/kg	< 0.5	< 0.5	< 0.5	< 0.5
Bromochloromethane	0.5	mg/kg	< 0.5	< 0.5	< 0.5	< 0.5
Bromodichloromethane	0.5	mg/kg	< 0.5	< 0.5	< 0.5	< 0.5
Bromoform	0.5	mg/kg	< 0.5	< 0.5	< 0.5	< 0.5
Bromomethane	0.5	mg/kg	< 0.5	< 0.5	< 0.5	< 0.5
Carbon disulfide	0.5	mg/kg	< 0.5	< 0.5	< 0.5	< 0.5
Carbon Tetrachloride	0.5	mg/kg	< 0.5	< 0.5	< 0.5	< 0.5
Chlorobenzene	0.5	mg/kg	< 0.5	< 0.5	< 0.5	< 0.5
Chloroethane	0.5	mg/kg	< 0.5	< 0.5	< 0.5	< 0.5
Chloroform	0.5	mg/kg	< 0.5	< 0.5	< 0.5	< 0.5
Chloromethane	0.5	mg/kg	< 0.5	< 0.5	< 0.5	< 0.5
cis-1.2-Dichloroethene	0.5	mg/kg	< 0.5	< 0.5	< 0.5	< 0.5
cis-1.3-Dichloropropene	0.5	mg/kg	< 0.5	< 0.5	< 0.5	< 0.5
Dibromochloromethane	0.5	mg/kg	< 0.5	< 0.5	< 0.5	< 0.5
Dibromomethane	0.5	mg/kg	< 0.5	< 0.5	< 0.5	< 0.5
Dichlorodifluoromethane	0.5	mg/kg	< 0.5	< 0.5	< 0.5	< 0.5
Ethylbenzene	0.1	mg/kg	< 0.1	< 0.1	< 0.1	< 0.1
Iodomethane	0.5	mg/kg	< 0.5	< 0.5	< 0.5	< 0.5
Isopropyl benzene (Cumene)	0.5	mg/kg	< 0.5	< 0.5	< 0.5	< 0.5
m&p-Xylenes	0.2	mg/kg	< 0.2	< 0.2	< 0.2	< 0.2
Methylene Chloride	0.5	mg/kg	< 0.5	< 0.5	< 0.5	< 0.5
o-Xylene	0.1	mg/kg	< 0.1	< 0.1	< 0.1	< 0.1
Styrene	0.5	mg/kg	< 0.5	< 0.5	< 0.5	< 0.5
Tetrachloroethene	0.5	mg/kg	< 0.5	< 0.5	< 0.5	< 0.5
Toluene	0.1	mg/kg	< 0.1	< 0.1	< 0.1	< 0.1
trans-1.2-Dichloroethene	0.5	mg/kg	< 0.5	< 0.5	< 0.5	< 0.5
trans-1.3-Dichloropropene	0.5	mg/kg	< 0.5	< 0.5	< 0.5	< 0.5

Client Sample ID			SB33_0-0.1	SB34_0.2-0.3	SB34_0.6-0.7	SB35_0.2-0.3
Sample Matrix			Soil	Soil	Soil	Soil
Eurofins Sample No.			S24-Fe0047812	S24-Fe0047813	S24-Fe0047814	S24-Fe0047815
Date Sampled			Feb 16, 2024	Feb 16, 2024	Feb 16, 2024	Feb 16, 2024
Test/Reference	LOR	Unit				
Volatile Organics						
Trichloroethene	0.5	mg/kg	< 0.5	< 0.5	< 0.5	< 0.5
Trichlorofluoromethane	0.5	mg/kg	< 0.5	< 0.5	< 0.5	< 0.5
Vinyl chloride	0.5	mg/kg	< 0.5	< 0.5	< 0.5	< 0.5
Xylenes - Total*	0.3	mg/kg	< 0.3	< 0.3	< 0.3	< 0.3
Total MAH*	0.5	mg/kg	< 0.5	< 0.5	< 0.5	< 0.5
Vic EPA IWRG 621 CHC (Total)*	0.5	mg/kg	< 0.5	< 0.5	< 0.5	< 0.5
Vic EPA IWRG 621 Other CHC (Total)*	0.5	mg/kg	< 0.5	< 0.5	< 0.5	< 0.5
4-Bromofluorobenzene (surr.)	1	%	117	101	110	96
Toluene-d8 (surr.)	1	%	120	121	103	103
Organochlorine Pesticides						
Chlordanes - Total	0.1	mg/kg	< 0.1	-	< 0.1	-
4.4'-DDD	0.05	mg/kg	< 0.05	-	< 0.05	-
4.4'-DDE	0.05	mg/kg	< 0.05	-	< 0.05	-
4.4'-DDT	0.05	mg/kg	< 0.05	-	< 0.05	-
a-HCH	0.05	mg/kg	< 0.05	-	< 0.05	-
Aldrin	0.05	mg/kg	< 0.05	-	< 0.05	-
b-HCH	0.05	mg/kg	< 0.05	-	< 0.05	-
d-HCH	0.05	mg/kg	< 0.05	-	< 0.05	-
Dieldrin	0.05	mg/kg	< 0.05	-	< 0.05	-
Endosulfan I	0.05	mg/kg	< 0.05	-	< 0.05	-
Endosulfan II	0.05	mg/kg	< 0.05	-	< 0.05	-
Endosulfan sulphate	0.05	mg/kg	< 0.05	-	< 0.05	-
Endrin	0.05	mg/kg	< 0.05	-	< 0.05	-
Endrin aldehyde	0.05	mg/kg	< 0.05	-	< 0.05	-
Endrin ketone	0.05	mg/kg	< 0.05	-	< 0.05	-
g-HCH (Lindane)	0.05	mg/kg	< 0.05	-	< 0.05	-
Heptachlor	0.05	mg/kg	< 0.05	-	< 0.05	-
Heptachlor epoxide	0.05	mg/kg	< 0.05	-	< 0.05	-
Hexachlorobenzene	0.05	mg/kg	< 0.05	-	< 0.05	-
Methoxychlor	0.05	mg/kg	< 0.05	-	< 0.05	-
Toxaphene	0.5	mg/kg	< 0.5	-	< 0.5	-
Aldrin and Dieldrin (Total)*	0.05	mg/kg	< 0.05	-	< 0.05	-
DDT + DDE + DDD (Total)*	0.05	mg/kg	< 0.05	-	< 0.05	-
Vic EPA IWRG 621 OCP (Total)*	0.1	mg/kg	< 0.1	-	< 0.1	-
Vic EPA IWRG 621 Other OCP (Total)*	0.1	mg/kg	< 0.1	-	< 0.1	-
Dibutylchlorendate (surr.)	1	%	69	-	103	-
Tetrachloro-m-xylene (surr.)	1	%	58	-	81	-
Polychlorinated Biphenyls						
Aroclor-1016	0.1	mg/kg	< 0.1	-	< 0.1	-
Aroclor-1221	0.1	mg/kg	< 0.1	-	< 0.1	-
Aroclor-1232	0.1	mg/kg	< 0.1	-	< 0.1	-
Aroclor-1242	0.1	mg/kg	< 0.1	-	< 0.1	-
Aroclor-1248	0.1	mg/kg	< 0.1	-	< 0.1	-
Aroclor-1254	0.1	mg/kg	< 0.1	-	< 0.1	-
Aroclor-1260	0.1	mg/kg	< 0.1	-	< 0.1	-
Total PCB*	0.1	mg/kg	< 0.1	-	< 0.1	-
Dibutylchlorendate (surr.)	1	%	69	-	103	-
Tetrachloro-m-xylene (surr.)	1	%	58	-	81	-

Client Sample ID			SB33_0-0.1	SB34_0.2-0.3	SB34_0.6-0.7	SB35_0.2-0.3
Sample Matrix			Soil	Soil	Soil	Soil
Eurofins Sample No.			S24-Fe0047812	S24-Fe0047813	S24-Fe0047814	S24-Fe0047815
Date Sampled			Feb 16, 2024	Feb 16, 2024	Feb 16, 2024	Feb 16, 2024
Test/Reference	LOR	Unit				
Semivolatile Organics						
Aldrin and Dieldrin (Total)*	0.05	mg/kg	< 0.5	< 0.5	< 0.5	< 0.5
Benzo(a)pyrene TEQ (lower bound) *	0.5	mg/kg	< 0.5	< 0.5	< 0.5	< 0.5
DDT + DDE + DDD (Total)*	0.05	mg/kg	< 1	< 1	< 1	< 1
Total PAH*	0.5	mg/kg	< 0.5	< 0.5	< 0.5	< 0.5
Benzo(a)pyrene TEQ (medium bound) *	0.5	mg/kg	0.6	0.6	0.6	0.6
Benzo(a)pyrene TEQ (upper bound) *	0.5	mg/kg	1.2	1.2	1.2	1.2
2-Methyl-4.6-dinitrophenol	5	mg/kg	< 5	< 5	< 5	< 5
1-Chloronaphthalene	0.5	mg/kg	< 0.5	< 0.5	< 0.5	< 0.5
1-Naphthylamine	0.5	mg/kg	< 0.5	< 0.5	< 0.5	< 0.5
1.2-Dichlorobenzene	0.5	mg/kg	< 0.5	< 0.5	< 0.5	< 0.5
1.2.3-Trichlorobenzene	0.5	mg/kg	< 0.5	< 0.5	< 0.5	< 0.5
1.2.3.4-Tetrachlorobenzene	0.5	mg/kg	< 0.5	< 0.5	< 0.5	< 0.5
1.2.3.5-Tetrachlorobenzene	0.5	mg/kg	< 0.5	< 0.5	< 0.5	< 0.5
1.2.4-Trichlorobenzene	0.5	mg/kg	< 0.5	< 0.5	< 0.5	< 0.5
1.2.4.5-Tetrachlorobenzene	0.5	mg/kg	< 0.5	< 0.5	< 0.5	< 0.5
1.3-Dichlorobenzene	0.5	mg/kg	< 0.5	< 0.5	< 0.5	< 0.5
1.3.5-Trichlorobenzene	0.5	mg/kg	< 0.5	< 0.5	< 0.5	< 0.5
1.4-Dichlorobenzene	0.5	mg/kg	< 0.5	< 0.5	< 0.5	< 0.5
2-Chloronaphthalene	0.5	mg/kg	< 0.5	< 0.5	< 0.5	< 0.5
2-Chlorophenol	0.5	mg/kg	< 0.5	< 0.5	< 0.5	< 0.5
2-Fluorobiphenyl (surr.)	1	%	56	85	79	65
2-Methylnaphthalene	0.5	mg/kg	< 0.5	< 0.5	< 0.5	< 0.5
2-Methylphenol (o-Cresol)	0.2	mg/kg	< 0.2	< 0.2	< 0.2	< 0.2
2-Naphthylamine	0.5	mg/kg	< 0.5	< 0.5	< 0.5	< 0.5
2-Nitroaniline	1	mg/kg	< 1	< 1	< 1	< 1
2-Nitrophenol	1	mg/kg	< 1	< 1	< 1	< 1
2-Picoline	0.5	mg/kg	< 0.5	< 0.5	< 0.5	< 0.5
2.3.4.6-Tetrachlorophenol	0.5	mg/kg	< 0.5	< 0.5	< 0.5	< 0.5
2.4-Dichlorophenol	0.5	mg/kg	< 0.5	< 0.5	< 0.5	< 0.5
2.4-Dimethylphenol	0.5	mg/kg	< 0.5	< 0.5	< 0.5	< 0.5
2.4-Dinitrophenol	5	mg/kg	< 5	< 5	< 5	< 5
2.4-Dinitrotoluene	0.5	mg/kg	< 0.5	< 0.5	< 0.5	< 0.5
2.4.5-Trichlorophenol	1	mg/kg	< 1	< 1	< 1	< 1
2.4.6-Tribromophenol (surr.)	1	%	68	96	87	81
2.4.6-Trichlorophenol	1	mg/kg	< 1	< 1	< 1	< 1
2.6-Dichlorophenol	0.5	mg/kg	< 0.5	< 0.5	< 0.5	< 0.5
2.6-Dinitrotoluene	1	mg/kg	< 1	< 1	< 1	< 1
3&4-Methylphenol (m&p-Cresol)	0.4	mg/kg	< 0.4	< 0.4	< 0.4	< 0.4
3-Methylcholanthrene	0.5	mg/kg	< 0.5	< 0.5	< 0.5	< 0.5
3.3'-Dichlorobenzidine	0.5	mg/kg	< 0.5	< 0.5	< 0.5	< 0.5
4-Aminobiphenyl	0.5	mg/kg	< 0.5	< 0.5	< 0.5	< 0.5
4-Chloro-3-methylphenol	1	mg/kg	< 1	< 1	< 1	< 1
4-Nitrophenol	5	mg/kg	< 5	< 5	< 5	< 5
4.4'-DDD	0.5	mg/kg	< 0.5	< 0.5	< 0.5	< 0.5
4.4'-DDE	0.5	mg/kg	< 0.5	< 0.5	< 0.5	< 0.5
4.4'-DDT	1	mg/kg	< 1	< 1	< 1	< 1
7.12-Dimethylbenz(a)anthracene	0.5	mg/kg	< 0.5	< 0.5	< 0.5	< 0.5
a-HCH	0.5	mg/kg	< 0.5	< 0.5	< 0.5	< 0.5
Acenaphthene	0.5	mg/kg	< 0.5	< 0.5	< 0.5	< 0.5

Client Sample ID			SB33_0-0.1	SB34_0.2-0.3	SB34_0.6-0.7	SB35_0.2-0.3
Sample Matrix			Soil	Soil	Soil	Soil
Eurofins Sample No.			S24-Fe0047812	S24-Fe0047813	S24-Fe0047814	S24-Fe0047815
Date Sampled			Feb 16, 2024	Feb 16, 2024	Feb 16, 2024	Feb 16, 2024
Test/Reference	LOR	Unit				
Semivolatile Organics						
Acenaphthylene	0.5	mg/kg	< 0.5	< 0.5	< 0.5	< 0.5
Acetophenone	0.5	mg/kg	< 0.5	< 0.5	< 0.5	< 0.5
Aldrin	0.5	mg/kg	< 0.5	< 0.5	< 0.5	< 0.5
Aniline	0.5	mg/kg	< 0.5	< 0.5	< 0.5	< 0.5
Anthracene	0.5	mg/kg	< 0.5	< 0.5	< 0.5	< 0.5
b-HCH	0.5	mg/kg	< 0.5	< 0.5	< 0.5	< 0.5
Benz(a)anthracene	0.5	mg/kg	< 0.5	< 0.5	< 0.5	< 0.5
Benzo(a)pyrene	0.5	mg/kg	< 0.5	< 0.5	< 0.5	< 0.5
Benzo(b&j)fluoranthene[N07]	0.5	mg/kg	< 0.5	< 0.5	< 0.5	< 0.5
Benzo(g.h.i)perylene	0.5	mg/kg	< 0.5	< 0.5	< 0.5	< 0.5
Benzo(k)fluoranthene	0.5	mg/kg	< 0.5	< 0.5	< 0.5	< 0.5
Benzyl chloride	0.5	mg/kg	< 0.5	< 0.5	< 0.5	< 0.5
Bis(2-ethylhexyl)phthalate	5	mg/kg	< 5	< 5	< 5	< 5
Butyl benzyl phthalate	0.5	mg/kg	< 0.5	< 0.5	< 0.5	< 0.5
Chrysene	0.5	mg/kg	< 0.5	< 0.5	< 0.5	< 0.5
d-HCH	0.5	mg/kg	< 0.5	< 0.5	< 0.5	< 0.5
Di-n-butyl phthalate	0.5	mg/kg	< 0.5	< 0.5	< 0.5	< 0.5
Di-n-octyl phthalate	0.5	mg/kg	< 0.5	< 0.5	< 0.5	< 0.5
Dibenz(a.h)anthracene	0.5	mg/kg	< 0.5	< 0.5	< 0.5	< 0.5
Dibenz(a.j)acridine	0.5	mg/kg	< 0.5	< 0.5	< 0.5	< 0.5
Dibenzofuran	0.5	mg/kg	< 0.5	< 0.5	< 0.5	< 0.5
Dieldrin	0.5	mg/kg	< 0.5	< 0.5	< 0.5	< 0.5
Diethyl phthalate	0.5	mg/kg	< 0.5	< 0.5	< 0.5	< 0.5
Dimethyl phthalate	0.5	mg/kg	< 0.5	< 0.5	< 0.5	< 0.5
Dimethylaminoazobenzene	0.5	mg/kg	< 0.5	< 0.5	< 0.5	< 0.5
Diphenylamine	0.5	mg/kg	< 0.5	< 0.5	< 0.5	< 0.5
Endosulfan I	0.5	mg/kg	< 0.5	< 0.5	< 0.5	< 0.5
Endosulfan II	0.5	mg/kg	< 0.5	< 0.5	< 0.5	< 0.5
Endosulfan sulphate	0.5	mg/kg	< 0.5	< 0.5	< 0.5	< 0.5
Endrin	0.5	mg/kg	< 0.5	< 0.5	< 0.5	< 0.5
Endrin aldehyde	0.5	mg/kg	< 0.5	< 0.5	< 0.5	< 0.5
Endrin ketone	0.5	mg/kg	< 0.5	< 0.5	< 0.5	< 0.5
Fluoranthene	0.5	mg/kg	< 0.5	< 0.5	< 0.5	< 0.5
Fluorene	0.5	mg/kg	< 0.5	< 0.5	< 0.5	< 0.5
g-HCH (Lindane)	0.5	mg/kg	< 0.5	< 0.5	< 0.5	< 0.5
Heptachlor	0.5	mg/kg	< 0.5	< 0.5	< 0.5	< 0.5
Heptachlor epoxide	0.5	mg/kg	< 0.5	< 0.5	< 0.5	< 0.5
Hexachlorobenzene	0.5	mg/kg	< 0.5	< 0.5	< 0.5	< 0.5
Hexachlorobutadiene	0.5	mg/kg	< 0.5	< 0.5	< 0.5	< 0.5
Hexachlorocyclopentadiene	1	mg/kg	< 1	< 1	< 1	< 1
Hexachloroethane	0.5	mg/kg	< 0.5	< 0.5	< 0.5	< 0.5
Indeno(1.2.3-cd)pyrene	0.5	mg/kg	< 0.5	< 0.5	< 0.5	< 0.5
Methoxychlor	0.5	mg/kg	< 0.5	< 0.5	< 0.5	< 0.5
N-Nitrosodibutylamine	0.5	mg/kg	< 0.5	< 0.5	< 0.5	< 0.5
N-Nitrosodipropylamine	0.5	mg/kg	< 0.5	< 0.5	< 0.5	< 0.5
N-Nitrosopiperidine	0.5	mg/kg	< 0.5	< 0.5	< 0.5	< 0.5
Naphthalene	0.5	mg/kg	< 0.5	< 0.5	< 0.5	< 0.5
Nitrobenzene	0.5	mg/kg	< 0.5	< 0.5	< 0.5	< 0.5
Nitrobenzene-d5 (surr.)	1	%	60	96	84	76

Client Sample ID			SB33_0-0.1	SB34_0.2-0.3	SB34_0.6-0.7	SB35_0.2-0.3
Sample Matrix			Soil	Soil	Soil	Soil
Eurofins Sample No.			S24-Fe0047812	S24-Fe0047813	S24-Fe0047814	S24-Fe0047815
Date Sampled			Feb 16, 2024	Feb 16, 2024	Feb 16, 2024	Feb 16, 2024
Test/Reference	LOR	Unit				
Semivolatile Organics						
Pentachlorobenzene	0.5	mg/kg	< 0.5	< 0.5	< 0.5	< 0.5
Pentachloronitrobenzene	0.5	mg/kg	< 0.5	< 0.5	< 0.5	< 0.5
Pentachlorophenol	1	mg/kg	< 1	< 1	< 1	< 1
Phenanthrene	0.5	mg/kg	< 0.5	< 0.5	< 0.5	< 0.5
Phenol	0.5	mg/kg	< 0.5	< 0.5	< 0.5	< 0.5
Phenol-d6 (surr.)	1	%	70	107	97	87
Pronamide	0.5	mg/kg	< 0.5	< 0.5	< 0.5	< 0.5
Pyrene	0.5	mg/kg	< 0.5	< 0.5	< 0.5	< 0.5
Trifluralin	0.5	mg/kg	< 0.5	< 0.5	< 0.5	< 0.5
Haloethers						
4-Bromophenyl phenyl ether	0.5	mg/kg	< 0.5	< 0.5	< 0.5	< 0.5
4-Chlorophenyl phenyl ether	0.5	mg/kg	< 0.5	< 0.5	< 0.5	< 0.5
Bis(2-chloroethoxy)methane	0.5	mg/kg	< 0.5	< 0.5	< 0.5	< 0.5
Bis(2-chloroisopropyl)ether	0.5	mg/kg	< 0.5	< 0.5	< 0.5	< 0.5

Client Sample ID			SB35_1.0-1.1	MW09_0-0.1
Sample Matrix			Soil	Soil
Eurofins Sample No.			S24-Fe0047816	S24-Fe0048082
Date Sampled			Feb 16, 2024	Feb 13, 2024
Test/Reference	LOR	Unit		
Total Recoverable Hydrocarbons				
TRH C6-C9	20	mg/kg	< 20	< 20
TRH C10-C14	20	mg/kg	< 20	< 20
TRH C15-C28	50	mg/kg	< 50	< 50
TRH C29-C36	50	mg/kg	< 50	< 50
TRH C10-C36 (Total)	50	mg/kg	< 50	< 50
TRH C6-C10	20	mg/kg	< 20	< 20
TRH C6-C10 less BTEX (F1)[N04]	20	mg/kg	< 20	< 20
TRH >C10-C16	50	mg/kg	< 50	< 50
TRH >C10-C16 less Naphthalene (F2)[N01]	50	mg/kg	< 50	< 50
TRH >C16-C34	100	mg/kg	< 100	< 100
TRH >C34-C40	100	mg/kg	< 100	< 100
TRH >C10-C40 (total)*	100	mg/kg	< 100	< 100
BTEX				
Benzene	0.1	mg/kg	< 0.1	< 0.1
Toluene	0.1	mg/kg	< 0.1	< 0.1
Ethylbenzene	0.1	mg/kg	< 0.1	< 0.1
m&p-Xylenes	0.2	mg/kg	< 0.2	< 0.2
o-Xylene	0.1	mg/kg	< 0.1	< 0.1
Xylenes - Total*	0.3	mg/kg	< 0.3	< 0.3
4-Bromofluorobenzene (surr.)	1	%	94	84
Total Recoverable Hydrocarbons - 2013 NEPM Fractions				
Naphthalene[N02]	0.5	mg/kg	< 0.5	< 0.5
Polycyclic Aromatic Hydrocarbons				
Benzo(a)pyrene TEQ (lower bound) *	0.5	mg/kg	< 0.5	< 0.5
Benzo(a)pyrene TEQ (medium bound) *	0.5	mg/kg	0.6	0.6
Benzo(a)pyrene TEQ (upper bound) *	0.5	mg/kg	1.2	1.2
Acenaphthene	0.5	mg/kg	< 0.5	< 0.5

Client Sample ID			SB35_1.0-1.1	MW09_0-0.1
Sample Matrix			Soil	Soil
Eurofins Sample No.			S24-Fe0047816	S24-Fe0048082
Date Sampled			Feb 16, 2024	Feb 13, 2024
Test/Reference	LOR	Unit		
Polycyclic Aromatic Hydrocarbons				
Acenaphthylene	0.5	mg/kg	< 0.5	< 0.5
Anthracene	0.5	mg/kg	< 0.5	< 0.5
Benz(a)anthracene	0.5	mg/kg	< 0.5	< 0.5
Benzo(a)pyrene	0.5	mg/kg	< 0.5	< 0.5
Benzo(b&j)fluoranthene[N07]	0.5	mg/kg	< 0.5	< 0.5
Benzo(g.h.i)perylene	0.5	mg/kg	< 0.5	< 0.5
Benzo(k)fluoranthene	0.5	mg/kg	< 0.5	< 0.5
Chrysene	0.5	mg/kg	< 0.5	< 0.5
Dibenz(a.h)anthracene	0.5	mg/kg	< 0.5	< 0.5
Fluoranthene	0.5	mg/kg	< 0.5	< 0.5
Fluorene	0.5	mg/kg	< 0.5	< 0.5
Indeno(1.2.3-cd)pyrene	0.5	mg/kg	< 0.5	< 0.5
Naphthalene	0.5	mg/kg	< 0.5	< 0.5
Phenanthrene	0.5	mg/kg	< 0.5	< 0.5
Pyrene	0.5	mg/kg	< 0.5	< 0.5
Total PAH*	0.5	mg/kg	< 0.5	< 0.5
2-Fluorobiphenyl (surr.)	1	%	79	68
p-Terphenyl-d14 (surr.)	1	%	99	59
Heavy Metals				
Arsenic	2	mg/kg	8.8	17
Cadmium	0.4	mg/kg	< 0.4	< 0.4
Chromium	5	mg/kg	12	16
Copper	5	mg/kg	11	25
Lead	5	mg/kg	10	37
Mercury	0.1	mg/kg	< 0.1	0.2
Nickel	5	mg/kg	< 5	14
Zinc	5	mg/kg	11	110
Sample Properties				
% Moisture	1	%	16	11
Volatile Organics				
1.1-Dichloroethane	0.5	mg/kg	< 0.5	-
1.1-Dichloroethene	0.5	mg/kg	< 0.5	-
1.1.1-Trichloroethane	0.5	mg/kg	< 0.5	-
1.1.1.2-Tetrachloroethane	0.5	mg/kg	< 0.5	-
1.1.2-Trichloroethane	0.5	mg/kg	< 0.5	-
1.1.2.2-Tetrachloroethane	0.5	mg/kg	< 0.5	-
1.2-Dibromoethane	0.5	mg/kg	< 0.5	-
1.2-Dichlorobenzene	0.5	mg/kg	< 0.5	-
1.2-Dichloroethane	0.5	mg/kg	< 0.5	-
1.2-Dichloropropane	0.5	mg/kg	< 0.5	-
1.2.3-Trichloropropane	0.5	mg/kg	< 0.5	-
1.2.4-Trimethylbenzene	0.5	mg/kg	< 0.5	-
1.3-Dichlorobenzene	0.5	mg/kg	< 0.5	-
1.3-Dichloropropane	0.5	mg/kg	< 0.5	-
1.3.5-Trimethylbenzene	0.5	mg/kg	< 0.5	-
1.4-Dichlorobenzene	0.5	mg/kg	< 0.5	-
2-Butanone (MEK)	0.5	mg/kg	< 0.5	-
2-Propanone (Acetone)	0.5	mg/kg	< 0.5	-
4-Chlorotoluene	0.5	mg/kg	< 0.5	-

Client Sample ID			SB35_1.0-1.1	MW09_0-0.1
Sample Matrix			Soil	Soil
Eurofins Sample No.			S24-Fe0047816	S24-Fe0048082
Date Sampled			Feb 16, 2024	Feb 13, 2024
Test/Reference	LOR	Unit		
Volatile Organics				
4-Methyl-2-pentanone (MIBK)	0.5	mg/kg	< 0.5	-
Allyl chloride	0.5	mg/kg	< 0.5	-
Benzene	0.1	mg/kg	< 0.1	-
Bromobenzene	0.5	mg/kg	< 0.5	-
Bromochloromethane	0.5	mg/kg	< 0.5	-
Bromodichloromethane	0.5	mg/kg	< 0.5	-
Bromoform	0.5	mg/kg	< 0.5	-
Bromomethane	0.5	mg/kg	< 0.5	-
Carbon disulfide	0.5	mg/kg	< 0.5	-
Carbon Tetrachloride	0.5	mg/kg	< 0.5	-
Chlorobenzene	0.5	mg/kg	< 0.5	-
Chloroethane	0.5	mg/kg	< 0.5	-
Chloroform	0.5	mg/kg	< 0.5	-
Chloromethane	0.5	mg/kg	< 0.5	-
cis-1.2-Dichloroethene	0.5	mg/kg	< 0.5	-
cis-1.3-Dichloropropene	0.5	mg/kg	< 0.5	-
Dibromochloromethane	0.5	mg/kg	< 0.5	-
Dibromomethane	0.5	mg/kg	< 0.5	-
Dichlorodifluoromethane	0.5	mg/kg	< 0.5	-
Ethylbenzene	0.1	mg/kg	< 0.1	-
Iodomethane	0.5	mg/kg	< 0.5	-
Isopropyl benzene (Cumene)	0.5	mg/kg	< 0.5	-
m&p-Xylenes	0.2	mg/kg	< 0.2	-
Methylene Chloride	0.5	mg/kg	< 0.5	-
o-Xylene	0.1	mg/kg	< 0.1	-
Styrene	0.5	mg/kg	< 0.5	-
Tetrachloroethene	0.5	mg/kg	< 0.5	-
Toluene	0.1	mg/kg	< 0.1	-
trans-1.2-Dichloroethene	0.5	mg/kg	< 0.5	-
trans-1.3-Dichloropropene	0.5	mg/kg	< 0.5	-
Trichloroethene	0.5	mg/kg	< 0.5	-
Trichlorofluoromethane	0.5	mg/kg	< 0.5	-
Vinyl chloride	0.5	mg/kg	< 0.5	-
Xylenes - Total*	0.3	mg/kg	< 0.3	-
Total MAH*	0.5	mg/kg	< 0.5	-
Vic EPA IWRG 621 CHC (Total)*	0.5	mg/kg	< 0.5	-
Vic EPA IWRG 621 Other CHC (Total)*	0.5	mg/kg	< 0.5	-
4-Bromofluorobenzene (surr.)	1	%	94	-
Toluene-d8 (surr.)	1	%	101	-
Semivolatile Organics				
Aldrin and Dieldrin (Total)*	0.05	mg/kg	< 0.5	-
Benzo(a)pyrene TEQ (lower bound) *	0.5	mg/kg	< 0.5	-
DDT + DDE + DDD (Total)*	0.05	mg/kg	< 1	-
Total PAH*	0.5	mg/kg	< 0.5	-
Benzo(a)pyrene TEQ (medium bound) *	0.5	mg/kg	0.6	-
Benzo(a)pyrene TEQ (upper bound) *	0.5	mg/kg	1.2	-
2-Methyl-4.6-dinitrophenol	5	mg/kg	< 5	-
1-Chloronaphthalene	0.5	mg/kg	< 0.5	-
1-Naphthylamine	0.5	mg/kg	< 0.5	-

Client Sample ID			SB35_1.0-1.1	MW09_0-0.1
Sample Matrix			Soil	Soil
Eurofins Sample No.			S24-Fe0047816	S24-Fe0048082
Date Sampled			Feb 16, 2024	Feb 13, 2024
Test/Reference	LOR	Unit		
Semivolatile Organics				
1.2-Dichlorobenzene	0.5	mg/kg	< 0.5	-
1.2.3-Trichlorobenzene	0.5	mg/kg	< 0.5	-
1.2.3.4-Tetrachlorobenzene	0.5	mg/kg	< 0.5	-
1.2.3.5-Tetrachlorobenzene	0.5	mg/kg	< 0.5	-
1.2.4-Trichlorobenzene	0.5	mg/kg	< 0.5	-
1.2.4.5-Tetrachlorobenzene	0.5	mg/kg	< 0.5	-
1.3-Dichlorobenzene	0.5	mg/kg	< 0.5	-
1.3.5-Trichlorobenzene	0.5	mg/kg	< 0.5	-
1.4-Dichlorobenzene	0.5	mg/kg	< 0.5	-
2-Chloronaphthalene	0.5	mg/kg	< 0.5	-
2-Chlorophenol	0.5	mg/kg	< 0.5	-
2-Fluorobiphenyl (surr.)	1	%	79	-
2-Methylnaphthalene	0.5	mg/kg	< 0.5	-
2-Methylphenol (o-Cresol)	0.2	mg/kg	< 0.2	-
2-Naphthylamine	0.5	mg/kg	< 0.5	-
2-Nitroaniline	1	mg/kg	< 1	-
2-Nitrophenol	1	mg/kg	< 1	-
2-Picoline	0.5	mg/kg	< 0.5	-
2.3.4.6-Tetrachlorophenol	0.5	mg/kg	< 0.5	-
2.4-Dichlorophenol	0.5	mg/kg	< 0.5	-
2.4-Dimethylphenol	0.5	mg/kg	< 0.5	-
2.4-Dinitrophenol	5	mg/kg	< 5	-
2.4-Dinitrotoluene	0.5	mg/kg	< 0.5	-
2.4.5-Trichlorophenol	1	mg/kg	< 1	-
2.4.6-Tribromophenol (surr.)	1	%	101	-
2.4.6-Trichlorophenol	1	mg/kg	< 1	-
2.6-Dichlorophenol	0.5	mg/kg	< 0.5	-
2.6-Dinitrotoluene	1	mg/kg	< 1	-
3&4-Methylphenol (m&p-Cresol)	0.4	mg/kg	< 0.4	-
3-Methylcholanthrene	0.5	mg/kg	< 0.5	-
3.3'-Dichlorobenzidine	0.5	mg/kg	< 0.5	-
4-Aminobiphenyl	0.5	mg/kg	< 0.5	-
4-Chloro-3-methylphenol	1	mg/kg	< 1	-
4-Nitrophenol	5	mg/kg	< 5	-
4.4'-DDD	0.5	mg/kg	< 0.5	-
4.4'-DDE	0.5	mg/kg	< 0.5	-
4.4'-DDT	1	mg/kg	< 1	-
7.12-Dimethylbenz(a)anthracene	0.5	mg/kg	< 0.5	-
a-HCH	0.5	mg/kg	< 0.5	-
Acenaphthene	0.5	mg/kg	< 0.5	-
Acenaphthylene	0.5	mg/kg	< 0.5	-
Acetophenone	0.5	mg/kg	< 0.5	-
Aldrin	0.5	mg/kg	< 0.5	-
Aniline	0.5	mg/kg	< 0.5	-
Anthracene	0.5	mg/kg	< 0.5	-
b-HCH	0.5	mg/kg	< 0.5	-
Benz(a)anthracene	0.5	mg/kg	< 0.5	-
Benzo(a)pyrene	0.5	mg/kg	< 0.5	-
Benzo(b&j)fluoranthene[N07]	0.5	mg/kg	< 0.5	-

Client Sample ID			SB35_1.0-1.1	MW09_0-0.1
Sample Matrix			Soil	Soil
Eurofins Sample No.			S24-Fe0047816	S24-Fe0048082
Date Sampled			Feb 16, 2024	Feb 13, 2024
Test/Reference	LOR	Unit		
Semivolatile Organics				
Benzo(g.h.i)perylene	0.5	mg/kg	< 0.5	-
Benzo(k)fluoranthene	0.5	mg/kg	< 0.5	-
Benzyl chloride	0.5	mg/kg	< 0.5	-
Bis(2-ethylhexyl)phthalate	5	mg/kg	< 5	-
Butyl benzyl phthalate	0.5	mg/kg	< 0.5	-
Chrysene	0.5	mg/kg	< 0.5	-
d-HCH	0.5	mg/kg	< 0.5	-
Di-n-butyl phthalate	0.5	mg/kg	< 0.5	-
Di-n-octyl phthalate	0.5	mg/kg	< 0.5	-
Dibenz(a.h)anthracene	0.5	mg/kg	< 0.5	-
Dibenz(a.j)acridine	0.5	mg/kg	< 0.5	-
Dibenzofuran	0.5	mg/kg	< 0.5	-
Dieldrin	0.5	mg/kg	< 0.5	-
Diethyl phthalate	0.5	mg/kg	< 0.5	-
Dimethyl phthalate	0.5	mg/kg	< 0.5	-
Dimethylaminoazobenzene	0.5	mg/kg	< 0.5	-
Diphenylamine	0.5	mg/kg	< 0.5	-
Endosulfan I	0.5	mg/kg	< 0.5	-
Endosulfan II	0.5	mg/kg	< 0.5	-
Endosulfan sulphate	0.5	mg/kg	< 0.5	-
Endrin	0.5	mg/kg	< 0.5	-
Endrin aldehyde	0.5	mg/kg	< 0.5	-
Endrin ketone	0.5	mg/kg	< 0.5	-
Fluoranthene	0.5	mg/kg	< 0.5	-
Fluorene	0.5	mg/kg	< 0.5	-
g-HCH (Lindane)	0.5	mg/kg	< 0.5	-
Heptachlor	0.5	mg/kg	< 0.5	-
Heptachlor epoxide	0.5	mg/kg	< 0.5	-
Hexachlorobenzene	0.5	mg/kg	< 0.5	-
Hexachlorobutadiene	0.5	mg/kg	< 0.5	-
Hexachlorocyclopentadiene	1	mg/kg	< 1	-
Hexachloroethane	0.5	mg/kg	< 0.5	-
Indeno(1.2.3-cd)pyrene	0.5	mg/kg	< 0.5	-
Methoxychlor	0.5	mg/kg	< 0.5	-
N-Nitrosodibutylamine	0.5	mg/kg	< 0.5	-
N-Nitrosodipropylamine	0.5	mg/kg	< 0.5	-
N-Nitrosopiperidine	0.5	mg/kg	< 0.5	-
Naphthalene	0.5	mg/kg	< 0.5	-
Nitrobenzene	0.5	mg/kg	< 0.5	-
Nitrobenzene-d5 (surr.)	1	%	87	-
Pentachlorobenzene	0.5	mg/kg	< 0.5	-
Pentachloronitrobenzene	0.5	mg/kg	< 0.5	-
Pentachlorophenol	1	mg/kg	< 1	-
Phenanthrene	0.5	mg/kg	< 0.5	-
Phenol	0.5	mg/kg	< 0.5	-
Phenol-d6 (surr.)	1	%	99	-
Pronamide	0.5	mg/kg	< 0.5	-
Pyrene	0.5	mg/kg	< 0.5	-
Trifluralin	0.5	mg/kg	< 0.5	-

Client Sample ID			SB35_1.0-1.1	MW09_0-0.1
Sample Matrix			Soil	Soil
Eurofins Sample No.			S24-Fe0047816	S24-Fe0048082
Date Sampled			Feb 16, 2024	Feb 13, 2024
Test/Reference	LOR	Unit		
Haloethers				
4-Bromophenyl phenyl ether	0.5	mg/kg	< 0.5	-
4-Chlorophenyl phenyl ether	0.5	mg/kg	< 0.5	-
Bis(2-chloroethoxy)methane	0.5	mg/kg	< 0.5	-
Bis(2-chloroisopropyl)ether	0.5	mg/kg	< 0.5	-

Sample History

Where samples are submitted/analysed over several days, the last date of extraction is reported.

If the date and time of sampling are not provided, the Laboratory will not be responsible for compromised results should testing be performed outside the recommended holding time.

Description	Testing Site	Extracted	Holding Time
Total Recoverable Hydrocarbons - 1999 NEPM Fractions	Sydney	Feb 26, 2024	14 Days
- Method: LTM-ORG-2010 TRH C6-C40			
Total Recoverable Hydrocarbons - 2013 NEPM Fractions	Sydney	Feb 26, 2024	14 Days
- Method: LTM-ORG-2010 TRH C6-C40			
Total Recoverable Hydrocarbons - 2013 NEPM Fractions	Sydney	Feb 26, 2024	14 Days
- Method: LTM-ORG-2010 TRH C6-C40			
BTEX	Sydney	Feb 26, 2024	14 Days
- Method: LTM-ORG-2010 BTEX and Volatile TRH			
Polycyclic Aromatic Hydrocarbons	Sydney	Feb 26, 2024	14 Days
- Method: LTM-ORG-2130 PAH and Phenols in Soil and Water			
Metals M8	Sydney	Feb 26, 2024	28 Days
- Method: LTM-MET-3040 Metals in Waters, Soils & Sediments by ICP-MS			
% Moisture	Sydney	Feb 20, 2024	14 Days
- Method: LTM-GEN-7080 Moisture			
Per- and Polyfluoroalkyl Substances (PFASs)			
Perfluoroalkyl carboxylic acids (PFCAs)	Sydney	Feb 26, 2024	28 Days
- Method: LTM-ORG-2100 Per- and Polyfluoroalkyl Substances (PFAS)			
Perfluoroalkyl sulfonamido substances	Sydney	Feb 26, 2024	28 Days
- Method: LTM-ORG-2100 Per- and Polyfluoroalkyl Substances (PFAS)			
Perfluoroalkyl sulfonic acids (PFSAs)	Sydney	Feb 26, 2024	28 Days
- Method: LTM-ORG-2100 Per- and Polyfluoroalkyl Substances (PFAS)			
n:2 Fluorotelomer sulfonic acids (n:2 FTSAs)	Sydney	Feb 26, 2024	28 Days
- Method: LTM-ORG-2100 Per- and Polyfluoroalkyl Substances (PFAS)			
PFASs Summations	Sydney	Feb 20, 2024	
- Method: LTM-ORG-2100 Per- and Polyfluoroalkyl Substances (PFAS)			
Volatile Organics	Sydney	Feb 26, 2024	7 Days
- Method: LTM-ORG-2150 VOCs in Soils Liquid and other Aqueous Matrices			
Semivolatile Organics	Sydney	Feb 26, 2024	14 Day
- Method: LTM-ORG-2190 SVOC in Water & Soil by GC-MS			
Organochlorine Pesticides	Sydney	Feb 26, 2024	14 Days
- Method: LTM-ORG-2220 OCP & PCB in Soil and Water			
Polychlorinated Biphenyls	Sydney	Feb 26, 2024	28 Days
- Method: LTM-ORG-2220 OCP & PCB in Soil and Water			
Acid Sulfate Soils Field pH Test	Sydney	Feb 26, 2024	7 Days
- Method: LTM-GEN-7060 Determination of field pH (pHF) and field pH peroxide (pHFOX) tests			

eurofins

web: www.eurofins.com.au
email: EnviroSales@eurofins.com

Eurofins Environment Testing Australia Pty Ltd
ABN: 50 005 085 521

Melbourne	Geelong	Sydney	Canberra	Brisbane	Newcastle
6 Monterey Road	19/8 Lewalan Street	179 Magowar Road	Unit 1,2 Dacre Street	1/21 Smallwood Place	1/2 Frost Drive
Dandenong South	Grovedale	Girraween	Mitchell	Murarrie	Mayfield West
VIC 3175	VIC 3216	NSW 2145	ACT 2911	QLD 4172	NSW 2304
+61 3 8564 5000	+61 3 8564 5000	+61 2 9900 8400	+61 2 6113 8091	T: +61 7 3902 4600	+61 2 4968 8448
NATA# 1261	NATA# 1261	NATA# 1261	NATA# 1261	NATA# 1261	NATA# 1261
Site# 1254	Site# 25403	Site# 18217	Site# 25466	Site# 20794	Site# 25079 & 25289

Eurofins ARL Pty Ltd
ABN: 91 05 0159 898

Perth
46-48 Banksia Road
Welshpool
WA 6106
+61 8 6253 4444
NATA# 2377
Site# 2370

Eurofins Environment Testing NZ Ltd
NZBN: 9429046024954

Auckland	Auckland (Asb)	Christchurch	Tauranga
35 O'Rorke Road	Unit C1/4 Pacific Rise,	43 Detroit Drive	1277 Cameron Road,
Penrose,	Mount Wellington,	Rolleston,	Gate Pa,
Auckland 1061	Auckland 1061	Christchurch 7675	Tauranga 3112
+64 9 526 4551	+64 9 525 0568	+64 3 343 5201	+64 9 525 0568
IANZ# 1327	IANZ# 1308	IANZ# 1290	IANZ# 1402

Company Name: Senversa Pty Ltd NSW
Address: Level 24, 1 Market Street
SYDNEY
NSW 2000

Project Name: SMITHFIELD
Project ID: 21182

Order No.:
Report #: 1070199
Phone: 02 9994 8016
Fax: 03 9606 0074

Received: Feb 19, 2024 2:25 PM
Due: Feb 26, 2024
Priority: 5 Day
Contact Name: Julia Nicholson

Eurofins Analytical Services Manager : Adam Bateup

Sample Detail						Asbestos - WA guidelines	HOLD	Acid Sulfate Soils Field pH Test	Suite B13: OCP/PCB	Moisture Set	Eurofins Suite B7	Eurofins Suite SVV: SVOC/VOC	Per- and Polyfluoroalkyl Substances (PFASs)
Sydney Laboratory - NATA # 1261 Site # 18217						X	X	X	X	X	X	X	X
External Laboratory													
No	**Sample ID**	**Sample Date**	**Sampling Time**	**Matrix**	**LAB ID**								
1	MW07_0.3-0.4	Feb 14, 2024		Soil	S24-Fe0047792	X				X	X		
2	MW08_2.0-2.1	Feb 15, 2024		Soil	S24-Fe0047793					X	X		
3	SB22_0.3-0.4	Feb 16, 2024		Soil	S24-Fe0047794					X			X
4	SB22_0.8-0.9	Feb 16, 2024		Soil	S24-Fe0047795				X	X	X	X	
5	SB23_0.3-0.4	Feb 14, 2024		Soil	S24-Fe0047796	X			X	X	X	X	
6	SB23_1.8-1.9	Feb 14, 2024		Soil	S24-Fe0047797			X					
7	SB24_0.5-0.6	Feb 14, 2024		Soil	S24-Fe0047798	X				X	X	X	X
8	SB24_1.0-1.1	Feb 14, 2024		Soil	S24-Fe0047799			X					
9	SB25_1.0-1.1	Feb 14, 2024		Soil	S24-Fe0047800			X		X	X	X	
10	SB26_0.1-0.2	Feb 16, 2024		Soil	S24-Fe0047801					X	X		
11	SB27_0.5-0.6	Feb 16, 2024		Soil	S24-Fe0047802				X	X	X	X	X
12	SB27_1.0-1.1	Feb 16, 2024		Soil	S24-Fe0047803					X		X	
13	SB27_1.5-1.6	Feb 16, 2024		Soil	S24-Fe0047804				X	X	X	X	

eurofins

web: www.eurofins.com.au
email: EnviroSales@eurofins.com

Eurofins Environment Testing Australia Pty Ltd
ABN: 50 005 085 521

Melbourne	Geelong	Sydney	Canberra	Brisbane	Newcastle
6 Monterey Road	19/8 Lewalan Street	179 Magowar Road	Unit 1,2 Dacre Street	1/21 Smallwood Place	1/2 Frost Drive
Dandenong South	Grovedale	Girraween	Mitchell	Murarrie	Mayfield West
VIC 3175	VIC 3216	NSW 2145	ACT 2911	QLD 4172	NSW 2304
+61 3 8564 5000	+61 3 8564 5000	+61 2 9900 8400	+61 2 6113 8091	T: +61 7 3902 4600	+61 2 4968 8448
NATA# 1261	NATA# 1261	NATA# 1261	NATA# 1261	NATA# 1261	NATA# 1261
Site# 1254	Site# 25403	Site# 18217	Site# 25466	Site# 20794	Site# 25079 & 25289

Eurofins ARL Pty Ltd
ABN: 91 05 0159 898

Perth
46-48 Banksia Road
Welshpool
WA 6106
+61 8 6253 4444
NATA# 2377
Site# 2370

Eurofins Environment Testing NZ Ltd
NZBN: 9429046024954

Auckland	Auckland (Asb)	Christchurch	Tauranga
35 O'Rorke Road	Unit C1/4 Pacific Rise,	43 Detroit Drive	1277 Cameron Road,
Penrose,	Mount Wellington,	Rolleston,	Gate Pa,
Auckland 1061	Auckland 1061	Christchurch 7675	Tauranga 3112
+64 9 526 4551	+64 9 525 0568	+64 3 343 5201	+64 9 525 0568
IANZ# 1327	IANZ# 1308	IANZ# 1290	IANZ# 1402

Company Name: Senversa Pty Ltd NSW
Address: Level 24, 1 Market Street
SYDNEY
NSW 2000

Project Name: SMITHFIELD
Project ID: 21182

Order No.:
Report #: 1070199
Phone: 02 9994 8016
Fax: 03 9606 0074

Received: Feb 19, 2024 2:25 PM
Due: Feb 26, 2024
Priority: 5 Day
Contact Name: Julia Nicholson

Eurofins Analytical Services Manager : Adam Bateup

Sample Detail						Asbestos - WA guidelines	HOLD	Acid Sulfate Soils Field pH Test	Suite B13: OCP/PCB	Moisture Set	Eurofins Suite B7	Eurofins Suite SVV: SVOC/VOC	Per- and Polyfluoroalkyl Substances (PFASs)
Sydney Laboratory - NATA # 1261 Site # 18217						X	X	X	X	X	X	X	X
14	SB27_2.2-2.3	Feb 16, 2024		Soil	S24-Fe0047805					X		X	
15	QC101	Feb 16, 2024		Soil	S24-Fe0047806				X	X	X	X	
16	SB28_0.4-0.5	Feb 16, 2024		Soil	S24-Fe0047807				X	X	X	X	
17	SB29_0-0.1	Feb 16, 2024		Soil	S24-Fe0047808	X			X	X	X	X	X
18	SB30_1.0-1.1	Feb 16, 2024		Soil	S24-Fe0047809					X	X		
19	SB31_0.5-0.6	Feb 16, 2024		Soil	S24-Fe0047810					X	X		
20	SB32_0.1-0.2	Feb 16, 2024		Soil	S24-Fe0047811	X				X	X		
21	SB33_0-0.1	Feb 16, 2024		Soil	S24-Fe0047812				X	X	X	X	
22	SB34_0.2-0.3	Feb 16, 2024		Soil	S24-Fe0047813					X	X	X	X
23	SB34_0.6-0.7	Feb 16, 2024		Soil	S24-Fe0047814				X	X	X	X	
24	SB35_0.2-0.3	Feb 16, 2024		Soil	S24-Fe0047815					X	X	X	
25	SB35_1.0-1.1	Feb 16, 2024		Soil	S24-Fe0047816					X	X	X	
26	MW07_0.39-1.0	Feb 14, 2024		Soil	S24-Fe0047817		X						
27	MW07_1.9-2.0	Feb 14, 2024		Soil	S24-Fe0047818		X						
28	MW07_2.9-3.0	Feb 14, 2024		Soil	S24-Fe0047819		X						

eurofins

web: www.eurofins.com.au
email: EnviroSales@eurofins.com

Eurofins Environment Testing Australia Pty Ltd
ABN: 50 005 085 521

Melbourne
6 Monterey Road
Dandenong South
VIC 3175
+61 3 8564 5000
NATA# 1261
Site# 1254

Geelong
19/8 Lewalan Street
Grovedale
VIC 3216
+61 3 8564 5000
NATA# 1261
Site# 25403

Sydney
179 Magowar Road
Girraween
NSW 2145
+61 2 9900 8400
NATA# 1261
Site# 18217

Canberra
Unit 1,2 Dacre Street
Mitchell
ACT 2911
+61 2 6113 8091
NATA# 1261
Site# 25466

Brisbane
1/21 Smallwood Place
Murarrie
QLD 4172
T: +61 7 3902 4600
NATA# 1261
Site# 20794

Newcastle
1/2 Frost Drive
Mayfield West
NSW 2304
+61 2 4968 8448
NATA# 1261
Site# 25079 & 25289

Eurofins ARL Pty Ltd
ABN: 91 05 0159 898

Perth
46-48 Banksia Road
Welshpool
WA 6106
+61 8 6253 4444
NATA# 2377
Site# 2370

Eurofins Environment Testing NZ Ltd
NZBN: 9429046024954

Auckland
35 O'Rorke Road
Penrose,
Auckland 1061
+64 9 526 4551
IANZ# 1327

Auckland (Asb)
Unit C1/4 Pacific Rise,
Mount Wellington,
Auckland 1061
+64 9 525 0568
IANZ# 1308

Christchurch
43 Detroit Drive
Rolleston,
Christchurch 7675
+64 3 343 5201
IANZ# 1290

Tauranga
1277 Cameron Road,
Gate Pa,
Tauranga 3112
+64 9 525 0568
IANZ# 1402

Company Name: Senversa Pty Ltd NSW
Address: Level 24, 1 Market Street
SYDNEY
NSW 2000

Project Name: SMITHFIELD
Project ID: 21182

Order No.:
Report #: 1070199
Phone: 02 9994 8016
Fax: 03 9606 0074

Received: Feb 19, 2024 2:25 PM
Due: Feb 26, 2024
Priority: 5 Day
Contact Name: Julia Nicholson

Eurofins Analytical Services Manager : Adam Bateup

Sample Detail						Asbestos - WA guidelines	HOLD	Acid Sulfate Soils Field pH Test	Suite B13: OCP/PCB	Moisture Set	Eurofins Suite B7	Eurofins Suite SVV: SVOC/VOC	Per- and Polyfluoroalkyl Substances (PFASs)
Sydney Laboratory - NATA # 1261 Site # 18217						X	X	X	X	X	X	X	X
29	MW07_3.9-4.0	Feb 14, 2024		Soil	S24-Fe0047820		X						
30	MW08_0.2-0.3	Feb 15, 2024		Soil	S24-Fe0047821		X						
31	MW08_1.0-1.1	Feb 15, 2024		Soil	S24-Fe0047822		X						
32	MW08_3.0-3.1	Feb 15, 2024		Soil	S24-Fe0047823		X						
33	MW08_4.0-4.1	Feb 15, 2024		Soil	S24-Fe0047824		X						
34	MW08_5.0-5.1	Feb 15, 2024		Soil	S24-Fe0047825		X						
35	SB22_0.9-1.0	Feb 16, 2024		Soil	S24-Fe0047826		X						
36	SB23_0.5-0.6	Feb 14, 2024		Soil	S24-Fe0047827		X						
37	SB23_1.1-1.2	Feb 14, 2024		Soil	S24-Fe0047828		X						
38	SB23_2.1-2.2	Feb 14, 2024		Soil	S24-Fe0047829		X						
39	SB24_0.2-0.3	Feb 14, 2024		Soil	S24-Fe0047830		X						
40	SB24_1.5-1.6	Feb 14, 2024		Soil	S24-Fe0047831		X						
41	SB25_0.2-0.3	Feb 14, 2024		Soil	S24-Fe0047832		X						
42	SB25_1.9-2.0	Feb 14, 2024		Soil	S24-Fe0047833		X						
43	SB26_0.4-0.5	Feb 16, 2024		Soil	S24-Fe0047834		X						
44	SB26_0.9-1.0	Feb 16, 2024		Soil	S24-Fe0047835		X						

eurofins

web: www.eurofins.com.au
email: EnviroSales@eurofins.com

Eurofins Environment Testing Australia Pty Ltd
ABN: 50 005 085 521

Melbourne	Geelong	Sydney	Canberra	Brisbane	Newcastle
6 Monterey Road	19/8 Lewalan Street	179 Magowar Road	Unit 1,2 Dacre Street	1/21 Smallwood Place	1/2 Frost Drive
Dandenong South	Grovedale	Girraween	Mitchell	Murarrie	Mayfield West
VIC 3175	VIC 3216	NSW 2145	ACT 2911	QLD 4172	NSW 2304
+61 3 8564 5000	+61 3 8564 5000	+61 2 9900 8400	+61 2 6113 8091	T: +61 7 3902 4600	+61 2 4968 8448
NATA# 1261	NATA# 1261	NATA# 1261	NATA# 1261	NATA# 1261	NATA# 1261
Site# 1254	Site# 25403	Site# 18217	Site# 25466	Site# 20794	Site# 25079 & 25289

Eurofins ARL Pty Ltd
ABN: 91 05 0159 898

Perth
46-48 Banksia Road
Welshpool
WA 6106
+61 8 6253 4444
NATA# 2377
Site# 2370

Eurofins Environment Testing NZ Ltd
NZBN: 9429046024954

Auckland	Auckland (Asb)	Christchurch	Tauranga
35 O'Rorke Road	Unit C1/4 Pacific Rise,	43 Detroit Drive	1277 Cameron Road,
Penrose,	Mount Wellington,	Rolleston,	Gate Pa,
Auckland 1061	Auckland 1061	Christchurch 7675	Tauranga 3112
+64 9 526 4551	+64 9 525 0568	+64 3 343 5201	+64 9 525 0568
IANZ# 1327	IANZ# 1308	IANZ# 1290	IANZ# 1402

Company Name: Senversa Pty Ltd NSW
Address: Level 24, 1 Market Street
SYDNEY
NSW 2000

Project Name: SMITHFIELD
Project ID: 21182

Order No.:
Report #: 1070199
Phone: 02 9994 8016
Fax: 03 9606 0074

Received: Feb 19, 2024 2:25 PM
Due: Feb 26, 2024
Priority: 5 Day
Contact Name: Julia Nicholson

Eurofins Analytical Services Manager : Adam Bateup

Sample Detail						Asbestos - WA guidelines	HOLD	Acid Sulfate Soils Field pH Test	Suite B13: OCP/PCB	Moisture Set	Eurofins Suite B7	Eurofins Suite SVV: SVOC/VOC	Per- and Polyfluoroalkyl Substances (PFASs)
Sydney Laboratory - NATA # 1261 Site # 18217						X	X	X	X	X	X	X	X
45	SB27_0.15-0.25	Feb 16, 2024		Soil	S24-Fe0047836		X						
46	SB27_2.0-2.1	Feb 16, 2024		Soil	S24-Fe0047837		X						
47	SB27_2.5-2.6	Feb 16, 2024		Soil	S24-Fe0047838		X						
48	SB27_3.0-3.1	Feb 16, 2024		Soil	S24-Fe0047839		X						
49	SB28_0.2-0.3	Feb 16, 2024		Soil	S24-Fe0047840		X						
50	SB28_0.7-0.8	Feb 16, 2024		Soil	S24-Fe0047841		X						
51	SB29_0.5-0.6	Feb 16, 2024		Soil	S24-Fe0047842		X						
52	SB29_1.1-1.2	Feb 16, 2024		Soil	S24-Fe0047843		X						
53	SB30_0.05-0.15	Feb 16, 2024		Soil	S24-Fe0047844		X						
54	SB30_0.2-0.3	Feb 16, 2024		Soil	S24-Fe0047845		X						
55	SB31_0-0.1	Feb 16, 2024		Soil	S24-Fe0047846		X						
56	SB32_0-0.1	Feb 16, 2024		Soil	S24-Fe0047847		X						
57	SB32_0.9-1.0	Feb 16, 2024		Soil	S24-Fe0047848		X						
58	SB33_0.5-0.6	Feb 16, 2024		Soil	S24-Fe0047849		X						

eurofins

web: www.eurofins.com.au
email: EnviroSales@eurofins.com

Eurofins Environment Testing Australia Pty Ltd
ABN: 50 005 085 521

Melbourne	Geelong	Sydney	Canberra	Brisbane	Newcastle
6 Monterey Road	19/8 Lewalan Street	179 Magowar Road	Unit 1,2 Dacre Street	1/21 Smallwood Place	1/2 Frost Drive
Dandenong South	Grovedale	Girraween	Mitchell	Murarrie	Mayfield West
VIC 3175	VIC 3216	NSW 2145	ACT 2911	QLD 4172	NSW 2304
+61 3 8564 5000	+61 3 8564 5000	+61 2 9900 8400	+61 2 6113 8091	T: +61 7 3902 4600	+61 2 4968 8448
NATA# 1261	NATA# 1261	NATA# 1261	NATA# 1261	NATA# 1261	NATA# 1261
Site# 1254	Site# 25403	Site# 18217	Site# 25466	Site# 20794	Site# 25079 & 25289

Eurofins ARL Pty Ltd
ABN: 91 05 0159 898

Perth
46-48 Banksia Road
Welshpool
WA 6106
+61 8 6253 4444
NATA# 2377
Site# 2370

Eurofins Environment Testing NZ Ltd
NZBN: 9429046024954

Auckland	Auckland (Asb)	Christchurch	Tauranga
35 O'Rorke Road	Unit C1/4 Pacific Rise,	43 Detroit Drive	1277 Cameron Road,
Penrose,	Mount Wellington,	Rolleston,	Gate Pa,
Auckland 1061	Auckland 1061	Christchurch 7675	Tauranga 3112
+64 9 526 4551	+64 9 525 0568	+64 3 343 5201	+64 9 525 0568
IANZ# 1327	IANZ# 1308	IANZ# 1290	IANZ# 1402

Company Name: Senversa Pty Ltd NSW
Address: Level 24, 1 Market Street
SYDNEY
NSW 2000

Project Name: SMITHFIELD
Project ID: 21182

Order No.:
Report #: 1070199
Phone: 02 9994 8016
Fax: 03 9606 0074

Received: Feb 19, 2024 2:25 PM
Due: Feb 26, 2024
Priority: 5 Day
Contact Name: Julia Nicholson

Eurofins Analytical Services Manager : Adam Bateup

Sample Detail						Asbestos - WA guidelines	HOLD	Acid Sulfate Soils Field pH Test	Suite B13: OCP/PCB	Moisture Set	Eurofins Suite B7	Eurofins Suite SVV: SVOC/VOC	Per- and Polyfluoroalkyl Substances (PFASs)
Sydney Laboratory - NATA # 1261 Site # 18217						X	X	X	X	X	X	X	X
59	SB33_1.0-1.1	Feb 16, 2024		Soil	S24-Fe0047850		X						
60	SB34_0.5-0.6	Feb 16, 2024		Soil	S24-Fe0047851		X						
61	SB34_1.1-1.2	Feb 16, 2024		Soil	S24-Fe0047852		X						
62	SB35_0.3-0.4	Feb 16, 2024		Soil	S24-Fe0047853		X						
63	SB35_1.5-1.6	Feb 16, 2024		Soil	S24-Fe0047854		X						
64	SB35_2.0-2.1	Feb 16, 2024		Soil	S24-Fe0047855		X						
65	RINSATE 3	Feb 14, 2024		Water	S24-Fe0047856		X						
66	RINSATE 4	Feb 15, 2024		Water	S24-Fe0047857		X						
67	RINSATE 5	Feb 16, 2024		Water	S24-Fe0047858		X						
68	FB 3	Feb 13, 2024		Water	S24-Fe0047859		X						
69	TS	Feb 13, 2024		Water	S24-Fe0047860		X						
70	TB	Feb 13, 2024		Water	S24-Fe0047861		X						
71	MW09_0-0.1	Feb 13, 2024		Soil	S24-Fe0048082					X	X		
72	MW09_0.5-0.6	Feb 13, 2024		Soil	S24-Fe0048083		X						
73	MW09_1.0-1.1	Feb 13, 2024		Soil	S24-Fe0048084		X						
74	MW09_2.0-2.1	Feb 13, 2024		Soil	S24-Fe0048085		X						

eurofins

web: www.eurofins.com.au
email: EnviroSales@eurofins.com

Eurofins Environment Testing Australia Pty Ltd
ABN: 50 005 085 521

Melbourne	Geelong	Sydney	Canberra	Brisbane	Newcastle
6 Monterey Road	19/8 Lewalan Street	179 Magowar Road	Unit 1,2 Dacre Street	1/21 Smallwood Place	1/2 Frost Drive
Dandenong South	Grovedale	Girraween	Mitchell	Murarrie	Mayfield West
VIC 3175	VIC 3216	NSW 2145	ACT 2911	QLD 4172	NSW 2304
+61 3 8564 5000	+61 3 8564 5000	+61 2 9900 8400	+61 2 6113 8091	T: +61 7 3902 4600	+61 2 4968 8448
NATA# 1261	NATA# 1261	NATA# 1261	NATA# 1261	NATA# 1261	NATA# 1261
Site# 1254	Site# 25403	Site# 18217	Site# 25466	Site# 20794	Site# 25079 & 25289

Eurofins ARL Pty Ltd
ABN: 91 05 0159 898

Perth
46-48 Banksia Road
Welshpool
WA 6106
+61 8 6253 4444
NATA# 2377
Site# 2370

Eurofins Environment Testing NZ Ltd
NZBN: 9429046024954

Auckland	Auckland (Asb)	Christchurch	Tauranga
35 O'Rorke Road	Unit C1/4 Pacific Rise,	43 Detroit Drive	1277 Cameron Road,
Penrose,	Mount Wellington,	Rolleston,	Gate Pa,
Auckland 1061	Auckland 1061	Christchurch 7675	Tauranga 3112
+64 9 526 4551	+64 9 525 0568	+64 3 343 5201	+64 9 525 0568
IANZ# 1327	IANZ# 1308	IANZ# 1290	IANZ# 1402

Company Name: Senversa Pty Ltd NSW
Address: Level 24, 1 Market Street
SYDNEY
NSW 2000

Project Name: SMITHFIELD
Project ID: 21182

Order No.:
Report #: 1070199
Phone: 02 9994 8016
Fax: 03 9606 0074

Received: Feb 19, 2024 2:25 PM
Due: Feb 26, 2024
Priority: 5 Day
Contact Name: Julia Nicholson

Eurofins Analytical Services Manager : Adam Bateup

Sample Detail						Asbestos - WA guidelines	HOLD	Acid Sulfate Soils Field pH Test	Suite B13: OCP/PCB	Moisture Set	Eurofins Suite B7	Eurofins Suite SVV: SVOC/VOC	Per- and Polyfluoroalkyl Substances (PFASs)
Sydney Laboratory - NATA # 1261 Site # 18217						X	X	X	X	X	X	X	X
75	SB23_1-1.1	Feb 13, 2024		Soil	S24-Fe0048086		X						
76	SB24_1.1-1.2	Feb 13, 2024		Soil	S24-Fe0048087		X						
Test Counts						5	50	3	9	24	21	16	5

Internal Quality Control Review and Glossary

General

1. Laboratory QC results for Method Blanks, Duplicates, Matrix Spikes, and Laboratory Control Samples follow guidelines delineated in the National Environment Protection (Assessment of Site Contamination) Measure 1999, as amended May 2013. They are included in this QC report where applicable. Additional QC data may be available on request.
2. All soil/sediment/solid results are reported on a dry weight basis unless otherwise stated.
3. All biota/food results are reported on a wet weight basis on the edible portion unless otherwise stated.
4. For CEC results where the sample's origin is unknown or environmentally contaminated, the results should be used advisedly.
5. Actual LORs are matrix dependent. Quoted LORs may be raised where sample extracts are diluted due to interferences.
6. Results are uncorrected for matrix spikes or surrogate recoveries except for PFAS compounds.
7. SVOC analysis on waters is performed on homogenised, unfiltered samples unless noted otherwise.
8. Samples were analysed on an 'as received' basis.
9. Information identified in this report with blue colour indicates data provided by customers that may have an impact on the results.
10. This report replaces any interim results previously issued.

Holding Times

Please refer to the 'Sample Preservation and Container Guide' for holding times (QS3001).

For samples received on the last day of holding time, notification of testing requirements should have been received at least 6 hours before sample receipt deadlines as stated on the SRA.

If the Laboratory did not receive the information in the required timeframe, and despite any other integrity issues, suitably qualified results may still be reported.

Holding times apply from the date of sampling; therefore, compliance with these may be outside the laboratory's control.

For VOCs containing vinyl chloride, styrene and 2-chloroethyl vinyl ether, the holding time is 7 days; however, for all other VOCs, such as BTEX or C6-10 TRH, the holding time is 14 days.

Units

mg/kg: milligrams per kilogram	**mg/L:** milligrams per litre	**ppm:** parts per million
µg/L: micrograms per litre	**ppb:** parts per billion	**%:** Percentage
org/100 mL: Organisms per 100 millilitres	**NTU:** Nephelometric Turbidity Units	**MPN/100 mL:** Most Probable Number of organisms per 100 millilitres
CFU: Colony forming unit	**Colour:** Pt-Co Units	

Terms

APHA	American Public Health Association
CEC	Cation Exchange Capacity
COC	Chain of Custody
CP	Client Parent - QC was performed on samples pertaining to this report
CRM	Certified Reference Material (ISO17034) - reported as percent recovery.
Dry	Where moisture has been determined on a solid sample, the result is expressed on a dry weight basis.
Duplicate	A second piece of analysis from the same sample and reported in the same units as the result to show comparison.
LOR	Limit of Reporting.
LCS	Laboratory Control Sample - reported as percent recovery.
Method Blank	In the case of solid samples, these are performed on laboratory-certified clean sands and in the case of water samples, these are performed on de-ionised water.
NCP	Non-Client Parent - QC performed on samples not pertaining to this report, QC represents the sequence or batch that client samples were analysed within.
RPD	Relative Percent Difference between two Duplicate pieces of analysis.
SPIKE	Addition of the analyte to the sample and reported as percentage recovery.
SRA	Sample Receipt Advice
Surr - Surrogate	The addition of a similar compound to the analyte target is reported as percentage recovery. See below for acceptance criteria.
TBTO	Tributyltin oxide (*bis*-tributyltin oxide) - individual tributyltin compounds cannot be identified separately in the environment; however, free tributyltin was measured, and its values were converted stoichiometrically into tributyltin oxide for comparison with regulatory limits.
TCLP	Toxicity Characteristic Leaching Procedure
TEQ	Toxic Equivalency Quotient or Total Equivalence
QSM	US Department of Defense Quality Systems Manual Version 5.4
US EPA	United States Environmental Protection Agency
WA DWER	Sum of PFBA, PFPeA, PFHxA, PFHpA, PFOA, PFBS, PFHxS, PFOS, 6:2 FTSA, 8:2 FTSA

QC - Acceptance Criteria

The acceptance criteria should only be used as a guide and may be different when site-specific Sampling Analysis and Quality Plan (SAQP) have been implemented.

RPD Duplicates: Global RPD Duplicates Acceptance Criteria is ≤30%; however, the following acceptance guidelines are equally applicable:

Results <10 times the LOR:	No Limit
Results between 10-20 times the LOR:	RPD must lie between 0-50%
Results >20 times the LOR:	RPD must lie between 0-30%

NOTE: pH duplicates are reported as a range, not as RPD

Surrogate Recoveries: Recoveries must lie between 20-130% for Speciated Phenols & 50-150% for PFAS. SVOCs recoveries 20 – 150%, VOC recoveries 70 – 130%

PFAS field samples containing surrogate recoveries above the QC limit designated in QSM 5.4, where no positive PFAS results have been reported or reviewed, and no data was affected.

QC Data General Comments

1. Where a result is reported as less than (<), higher than the nominated LOR, this is due to either matrix interference, extract dilution required due to interferences or contaminant levels within the sample, high moisture content or insufficient sample provided.
2. Duplicate data shown within this report that states the word "BATCH" is a Batch Duplicate from outside of your sample batch but within the laboratory sample batch at a 1:10 ratio. The Parent and Duplicate data shown are not data from your samples.
3. pH and Free Chlorine analysed in the laboratory - Analysis on this test must begin within 30 minutes of sampling. Therefore, laboratory analysis is unlikely to be completed within holding time.Analysis will begin as soon as possible after sample receipt.
4. Recovery Data (Spikes & Surrogates) - where chromatographic interference does not allow the determination of recovery, the term "INT" appears against that analyte.
5. For Matrix Spikes and LCS results, a dash "-" in the report means that the specific analyte was not added to the QC sample.
6. Duplicate RPDs are calculated from raw analytical data; thus, it is possible to have two sets of data.

Quality Control Results

Test	Units	Result 1			Acceptance Limits	Pass Limits	Qualifying Code
Method Blank							
Total Recoverable Hydrocarbons							
TRH C10-C14	mg/kg	< 20			20	Pass	
TRH C15-C28	mg/kg	< 50			50	Pass	
TRH C29-C36	mg/kg	< 50			50	Pass	
TRH >C10-C16	mg/kg	< 50			50	Pass	
TRH >C16-C34	mg/kg	< 100			100	Pass	
TRH >C34-C40	mg/kg	< 100			100	Pass	
Method Blank							
Polycyclic Aromatic Hydrocarbons							
Acenaphthene	mg/kg	< 0.5			0.5	Pass	
Acenaphthylene	mg/kg	< 0.5			0.5	Pass	
Anthracene	mg/kg	< 0.5			0.5	Pass	
Benz(a)anthracene	mg/kg	< 0.5			0.5	Pass	
Benzo(a)pyrene	mg/kg	< 0.5			0.5	Pass	
Benzo(b&j)fluoranthene	mg/kg	< 0.5			0.5	Pass	
Benzo(g.h.i)perylene	mg/kg	< 0.5			0.5	Pass	
Benzo(k)fluoranthene	mg/kg	< 0.5			0.5	Pass	
Chrysene	mg/kg	< 0.5			0.5	Pass	
Dibenz(a.h)anthracene	mg/kg	< 0.5			0.5	Pass	
Fluoranthene	mg/kg	< 0.5			0.5	Pass	
Fluorene	mg/kg	< 0.5			0.5	Pass	
Indeno(1.2.3-cd)pyrene	mg/kg	< 0.5			0.5	Pass	
Naphthalene	mg/kg	< 0.5			0.5	Pass	
Phenanthrene	mg/kg	< 0.5			0.5	Pass	
Pyrene	mg/kg	< 0.5			0.5	Pass	
Method Blank							
Heavy Metals							
Arsenic	mg/kg	< 2			2	Pass	
Cadmium	mg/kg	< 0.4			0.4	Pass	
Chromium	mg/kg	< 5			5	Pass	
Copper	mg/kg	< 5			5	Pass	
Lead	mg/kg	< 5			5	Pass	
Mercury	mg/kg	< 0.1			0.1	Pass	
Nickel	mg/kg	< 5			5	Pass	
Zinc	mg/kg	< 5			5	Pass	
Method Blank							
Perfluoroalkyl carboxylic acids (PFCAs)							
Perfluorobutanoic acid (PFBA)	ug/kg	< 5			5	Pass	
Perfluoropentanoic acid (PFPeA)	ug/kg	< 5			5	Pass	
Perfluorohexanoic acid (PFHxA)	ug/kg	< 5			5	Pass	
Perfluoroheptanoic acid (PFHpA)	ug/kg	< 5			5	Pass	
Perfluorooctanoic acid (PFOA)	ug/kg	< 5			5	Pass	
Perfluorononanoic acid (PFNA)	ug/kg	< 5			5	Pass	
Perfluorodecanoic acid (PFDA)	ug/kg	< 5			5	Pass	
Perfluoroundecanoic acid (PFUnDA)	ug/kg	< 5			5	Pass	
Perfluorododecanoic acid (PFDoDA)	ug/kg	< 5			5	Pass	
Perfluorotridecanoic acid (PFTrDA)	ug/kg	< 5			5	Pass	
Perfluorotetradecanoic acid (PFTeDA)	ug/kg	< 5			5	Pass	
Method Blank							
Perfluoroalkyl sulfonamido substances							
Perfluorooctane sulfonamide (FOSA)	ug/kg	< 5			5	Pass	

Test	Units	Result 1			Acceptance Limits	Pass Limits	Qualifying Code
N-methylperfluoro-1-octane sulfonamide (N-MeFOSA)	ug/kg	< 5			5	Pass	
N-ethylperfluoro-1-octane sulfonamide (N-EtFOSA)	ug/kg	< 5			5	Pass	
2-(N-methylperfluoro-1-octane sulfonamido)-ethanol(N-MeFOSE)	ug/kg	< 5			5	Pass	
2-(N-ethylperfluoro-1-octane sulfonamido)-ethanol(N-EtFOSE)	ug/kg	< 5			5	Pass	
N-ethyl-perfluorooctanesulfonamidoacetic acid (N-EtFOSAA)	ug/kg	< 10			10	Pass	
N-methyl-perfluorooctanesulfonamidoacetic acid (N-MeFOSAA)	ug/kg	< 10			10	Pass	
Method Blank							
Perfluoroalkyl sulfonic acids (PFSAs)							
Perfluorobutanesulfonic acid (PFBS)	ug/kg	< 5			5	Pass	
Perfluorononanesulfonic acid (PFNS)	ug/kg	< 5			5	Pass	
Perfluoropropanesulfonic acid (PFPrS)	ug/kg	< 5			5	Pass	
Perfluoropentanesulfonic acid (PFPeS)	ug/kg	< 5			5	Pass	
Perfluorohexanesulfonic acid (PFHxS)	ug/kg	< 5			5	Pass	
Perfluoroheptanesulfonic acid (PFHpS)	ug/kg	< 5			5	Pass	
Perfluorooctanesulfonic acid (PFOS)	ug/kg	< 5			5	Pass	
Perfluorodecanesulfonic acid (PFDS)	ug/kg	< 5			5	Pass	
Method Blank							
n:2 Fluorotelomer sulfonic acids (n:2 FTSAs)							
1H.1H.2H.2H-perfluorohexanesulfonic acid (4:2 FTSA)	ug/kg	< 5			5	Pass	
1H.1H.2H.2H-perfluorooctanesulfonic acid(6:2 FTSA)	ug/kg	< 10			10	Pass	
1H.1H.2H.2H-perfluorodecanesulfonic acid (8:2 FTSA)	ug/kg	< 5			5	Pass	
1H.1H.2H.2H-perfluorododecanesulfonic acid (10:2 FTSA)	ug/kg	< 5			5	Pass	
Method Blank							
PFASs Summations							
Sum of US EPA PFAS (PFOS + PFOA)*	ug/kg	-			5	N/A	
Method Blank							
Organochlorine Pesticides							
Chlordanes - Total	mg/kg	< 0.1			0.1	Pass	
4.4'-DDD	mg/kg	< 0.05			0.05	Pass	
4.4'-DDE	mg/kg	< 0.05			0.05	Pass	
4.4'-DDT	mg/kg	< 0.05			0.05	Pass	
a-HCH	mg/kg	< 0.05			0.05	Pass	
Aldrin	mg/kg	< 0.05			0.05	Pass	
b-HCH	mg/kg	< 0.05			0.05	Pass	
d-HCH	mg/kg	< 0.05			0.05	Pass	
Dieldrin	mg/kg	< 0.05			0.05	Pass	
Endosulfan I	mg/kg	< 0.05			0.05	Pass	
Endosulfan II	mg/kg	< 0.05			0.05	Pass	
Endosulfan sulphate	mg/kg	< 0.05			0.05	Pass	
Endrin	mg/kg	< 0.05			0.05	Pass	
Endrin aldehyde	mg/kg	< 0.05			0.05	Pass	
Endrin ketone	mg/kg	< 0.05			0.05	Pass	
g-HCH (Lindane)	mg/kg	< 0.05			0.05	Pass	
Heptachlor	mg/kg	< 0.05			0.05	Pass	
Heptachlor epoxide	mg/kg	< 0.05			0.05	Pass	
Hexachlorobenzene	mg/kg	< 0.05			0.05	Pass	
Methoxychlor	mg/kg	< 0.05			0.05	Pass	
Toxaphene	mg/kg	< 0.5			0.5	Pass	
Method Blank							
Polychlorinated Biphenyls							
Aroclor-1016	mg/kg	< 0.1			0.1	Pass	
Aroclor-1221	mg/kg	< 0.1			0.1	Pass	
Aroclor-1232	mg/kg	< 0.1			0.1	Pass	
Aroclor-1242	mg/kg	< 0.1			0.1	Pass	

Test	Units	Result 1			Acceptance Limits	Pass Limits	Qualifying Code
Aroclor-1248	mg/kg	< 0.1			0.1	Pass	
Aroclor-1254	mg/kg	< 0.1			0.1	Pass	
Aroclor-1260	mg/kg	< 0.1			0.1	Pass	
Total PCB*	mg/kg	< 0.1			0.1	Pass	
Method Blank							
Semivolatile Organics							
2-Methyl-4.6-dinitrophenol	mg/kg	< 5			5	Pass	
1-Chloronaphthalene	mg/kg	< 0.5			0.5	Pass	
1-Naphthylamine	mg/kg	< 0.5			0.5	Pass	
1.2-Dichlorobenzene	mg/kg	< 0.5			0.5	Pass	
1.2.3-Trichlorobenzene	mg/kg	< 0.5			0.5	Pass	
1.2.3.4-Tetrachlorobenzene	mg/kg	< 0.5			0.5	Pass	
1.2.3.5-Tetrachlorobenzene	mg/kg	< 0.5			0.5	Pass	
1.2.4-Trichlorobenzene	mg/kg	< 0.5			0.5	Pass	
1.2.4.5-Tetrachlorobenzene	mg/kg	< 0.5			0.5	Pass	
1.3-Dichlorobenzene	mg/kg	< 0.5			0.5	Pass	
1.3.5-Trichlorobenzene	mg/kg	< 0.5			0.5	Pass	
1.4-Dichlorobenzene	mg/kg	< 0.5			0.5	Pass	
2-Chloronaphthalene	mg/kg	< 0.5			0.5	Pass	
2-Chlorophenol	mg/kg	< 0.5			0.5	Pass	
2-Methylnaphthalene	mg/kg	< 0.5			0.5	Pass	
2-Methylphenol (o-Cresol)	mg/kg	< 0.2			0.2	Pass	
2-Naphthylamine	mg/kg	< 0.5			0.5	Pass	
2-Nitroaniline	mg/kg	< 1			1	Pass	
2-Nitrophenol	mg/kg	< 1			1	Pass	
2-Picoline	mg/kg	< 0.5			0.5	Pass	
2.3.4.6-Tetrachlorophenol	mg/kg	< 0.5			0.5	Pass	
2.4-Dichlorophenol	mg/kg	< 0.5			0.5	Pass	
2.4-Dimethylphenol	mg/kg	< 0.5			0.5	Pass	
2.4-Dinitrophenol	mg/kg	< 5			5	Pass	
2.4-Dinitrotoluene	mg/kg	< 0.5			0.5	Pass	
2.4.5-Trichlorophenol	mg/kg	< 1			1	Pass	
2.4.6-Trichlorophenol	mg/kg	< 1			1	Pass	
2.6-Dichlorophenol	mg/kg	< 0.5			0.5	Pass	
2.6-Dinitrotoluene	mg/kg	< 1			1	Pass	
3&4-Methylphenol (m&p-Cresol)	mg/kg	< 0.4			0.4	Pass	
3-Methylcholanthrene	mg/kg	< 0.5			0.5	Pass	
3.3'-Dichlorobenzidine	mg/kg	< 0.5			0.5	Pass	
4-Aminobiphenyl	mg/kg	< 0.5			0.5	Pass	
4-Chloro-3-methylphenol	mg/kg	< 1			1	Pass	
4-Nitrophenol	mg/kg	< 5			5	Pass	
4.4'-DDD	mg/kg	< 0.5			0.5	Pass	
4.4'-DDE	mg/kg	< 0.5			0.5	Pass	
4.4'-DDT	mg/kg	< 1			1	Pass	
7.12-Dimethylbenz(a)anthracene	mg/kg	< 0.5			0.5	Pass	
a-HCH	mg/kg	< 0.5			0.5	Pass	
Acetophenone	mg/kg	< 0.5			0.5	Pass	
Aldrin	mg/kg	< 0.5			0.5	Pass	
Aniline	mg/kg	< 0.5			0.5	Pass	
b-HCH	mg/kg	< 0.5			0.5	Pass	
Benzyl chloride	mg/kg	< 0.5			0.5	Pass	
Bis(2-ethylhexyl)phthalate	mg/kg	< 5			5	Pass	
Butyl benzyl phthalate	mg/kg	< 0.5			0.5	Pass	
d-HCH	mg/kg	< 0.5			0.5	Pass	

Test	Units	Result 1			Acceptance Limits	Pass Limits	Qualifying Code
Di-n-butyl phthalate	mg/kg	< 0.5			0.5	Pass	
Di-n-octyl phthalate	mg/kg	< 0.5			0.5	Pass	
Dibenz(a.j)acridine	mg/kg	< 0.5			0.5	Pass	
Dibenzofuran	mg/kg	< 0.5			0.5	Pass	
Dieldrin	mg/kg	< 0.5			0.5	Pass	
Diethyl phthalate	mg/kg	< 0.5			0.5	Pass	
Dimethyl phthalate	mg/kg	< 0.5			0.5	Pass	
Dimethylaminoazobenzene	mg/kg	< 0.5			0.5	Pass	
Diphenylamine	mg/kg	< 0.5			0.5	Pass	
Endosulfan I	mg/kg	< 0.5			0.5	Pass	
Endosulfan II	mg/kg	< 0.5			0.5	Pass	
Endosulfan sulphate	mg/kg	< 0.5			0.5	Pass	
Endrin	mg/kg	< 0.5			0.5	Pass	
Endrin aldehyde	mg/kg	< 0.5			0.5	Pass	
Endrin ketone	mg/kg	< 0.5			0.5	Pass	
g-HCH (Lindane)	mg/kg	< 0.5			0.5	Pass	
Heptachlor	mg/kg	< 0.5			0.5	Pass	
Heptachlor epoxide	mg/kg	< 0.5			0.5	Pass	
Hexachlorobenzene	mg/kg	< 0.5			0.5	Pass	
Hexachlorobutadiene	mg/kg	< 0.5			0.5	Pass	
Hexachlorocyclopentadiene	mg/kg	< 1			1	Pass	
Hexachloroethane	mg/kg	< 0.5			0.5	Pass	
Methoxychlor	mg/kg	< 0.5			0.5	Pass	
N-Nitrosodibutylamine	mg/kg	< 0.5			0.5	Pass	
N-Nitrosodipropylamine	mg/kg	< 0.5			0.5	Pass	
N-Nitrosopiperidine	mg/kg	< 0.5			0.5	Pass	
Nitrobenzene	mg/kg	< 0.5			0.5	Pass	
Pentachlorobenzene	mg/kg	< 0.5			0.5	Pass	
Pentachloronitrobenzene	mg/kg	< 0.5			0.5	Pass	
Pentachlorophenol	mg/kg	< 1			1	Pass	
Phenol	mg/kg	< 0.5			0.5	Pass	
Pronamide	mg/kg	< 0.5			0.5	Pass	
Trifluralin	mg/kg	< 0.5			0.5	Pass	
Method Blank							
Haloethers							
4-Bromophenyl phenyl ether	mg/kg	< 0.5			0.5	Pass	
4-Chlorophenyl phenyl ether	mg/kg	< 0.5			0.5	Pass	
Bis(2-chloroethoxy)methane	mg/kg	< 0.5			0.5	Pass	
Bis(2-chloroisopropyl)ether	mg/kg	< 0.5			0.5	Pass	
LCS - % Recovery							
Total Recoverable Hydrocarbons							
TRH C6-C9	%	101			70-130	Pass	
TRH C10-C14	%	74			70-130	Pass	
TRH C6-C10	%	99			70-130	Pass	
TRH >C10-C16	%	72			70-130	Pass	
LCS - % Recovery							
Polycyclic Aromatic Hydrocarbons							
Acenaphthene	%	99			70-130	Pass	
Acenaphthylene	%	86			70-130	Pass	
Anthracene	%	95			70-130	Pass	
Benz(a)anthracene	%	85			70-130	Pass	
Benzo(a)pyrene	%	86			70-130	Pass	
Benzo(b&j)fluoranthene	%	85			70-130	Pass	
Benzo(g.h.i)perylene	%	90			70-130	Pass	

Test	Units	Result 1			Acceptance Limits	Pass Limits	Qualifying Code
Benzo(k)fluoranthene	%	92			70-130	Pass	
Chrysene	%	83			70-130	Pass	
Dibenz(a.h)anthracene	%	74			70-130	Pass	
Fluoranthene	%	73			70-130	Pass	
Fluorene	%	85			70-130	Pass	
Indeno(1.2.3-cd)pyrene	%	85			70-130	Pass	
Naphthalene	%	89			70-130	Pass	
Phenanthrene	%	100			70-130	Pass	
Pyrene	%	102			70-130	Pass	
LCS - % Recovery							
Heavy Metals							
Arsenic	%	102			80-120	Pass	
Cadmium	%	99			80-120	Pass	
Chromium	%	101			80-120	Pass	
Copper	%	100			80-120	Pass	
Lead	%	103			80-120	Pass	
Mercury	%	100			80-120	Pass	
Nickel	%	100			80-120	Pass	
Zinc	%	101			80-120	Pass	
LCS - % Recovery							
Perfluoroalkyl carboxylic acids (PFCAs)							
Perfluorobutanoic acid (PFBA)	%	110			50-150	Pass	
Perfluoropentanoic acid (PFPeA)	%	113			50-150	Pass	
Perfluorohexanoic acid (PFHxA)	%	101			50-150	Pass	
Perfluoroheptanoic acid (PFHpA)	%	119			50-150	Pass	
Perfluorooctanoic acid (PFOA)	%	123			50-150	Pass	
Perfluorononanoic acid (PFNA)	%	110			50-150	Pass	
Perfluorodecanoic acid (PFDA)	%	108			50-150	Pass	
Perfluoroundecanoic acid (PFUnDA)	%	110			50-150	Pass	
Perfluorododecanoic acid (PFDoDA)	%	120			50-150	Pass	
Perfluorotridecanoic acid (PFTrDA)	%	122			50-150	Pass	
Perfluorotetradecanoic acid (PFTeDA)	%	150			50-150	Pass	
LCS - % Recovery							
Perfluoroalkyl sulfonamido substances							
Perfluorooctane sulfonamide (FOSA)	%	126			50-150	Pass	
N-methylperfluoro-1-octane sulfonamide (N-MeFOSA)	%	108			50-150	Pass	
N-ethylperfluoro-1-octane sulfonamide (N-EtFOSA)	%	108			50-150	Pass	
2-(N-methylperfluoro-1-octane sulfonamido)-ethanol(N-MeFOSE)	%	111			50-150	Pass	
2-(N-ethylperfluoro-1-octane sulfonamido)-ethanol(N-EtFOSE)	%	110			50-150	Pass	
N-ethyl-perfluorooctanesulfonamidoacetic acid (N-EtFOSAA)	%	116			50-150	Pass	
N-methyl-perfluorooctanesulfonamidoacetic acid (N-MeFOSAA)	%	125			50-150	Pass	
LCS - % Recovery							
Perfluoroalkyl sulfonic acids (PFSAs)							
Perfluorobutanesulfonic acid (PFBS)	%	111			50-150	Pass	
Perfluorononanesulfonic acid (PFNS)	%	96			50-150	Pass	
Perfluoropropanesulfonic acid (PFPrS)	%	100			50-150	Pass	
Perfluoropentanesulfonic acid (PFPeS)	%	99			50-150	Pass	
Perfluorohexanesulfonic acid (PFHxS)	%	125			50-150	Pass	
Perfluoroheptanesulfonic acid (PFHpS)	%	114			50-150	Pass	
Perfluorooctanesulfonic acid (PFOS)	%	119			50-150	Pass	
Perfluorodecanesulfonic acid (PFDS)	%	107			50-150	Pass	
LCS - % Recovery							
n:2 Fluorotelomer sulfonic acids (n:2 FTSAs)							
1H.1H.2H.2H-perfluorohexanesulfonic acid (4:2 FTSA)	%	141			50-150	Pass	

Test	Units	Result 1			Acceptance Limits	Pass Limits	Qualifying Code
1H.1H.2H.2H-perfluorooctanesulfonic acid(6:2 FTSA)	%	123			50-150	Pass	
1H.1H.2H.2H-perfluorodecanesulfonic acid (8:2 FTSA)	%	149			50-150	Pass	
1H.1H.2H.2H-perfluorododecanesulfonic acid (10:2 FTSA)	%	123			50-150	Pass	
LCS - % Recovery							
Organochlorine Pesticides							
Chlordanes - Total	%	83			70-130	Pass	
4.4'-DDD	%	83			70-130	Pass	
4.4'-DDE	%	88			70-130	Pass	
4.4'-DDT	%	95			70-130	Pass	
a-HCH	%	81			70-130	Pass	
Aldrin	%	80			70-130	Pass	
b-HCH	%	79			70-130	Pass	
d-HCH	%	71			70-130	Pass	
Dieldrin	%	80			70-130	Pass	
Endosulfan I	%	87			70-130	Pass	
Endosulfan II	%	79			70-130	Pass	
Endosulfan sulphate	%	81			70-130	Pass	
Endrin	%	79			70-130	Pass	
Endrin aldehyde	%	80			70-130	Pass	
Endrin ketone	%	92			70-130	Pass	
g-HCH (Lindane)	%	84			70-130	Pass	
Heptachlor	%	84			70-130	Pass	
Heptachlor epoxide	%	81			70-130	Pass	
Hexachlorobenzene	%	84			70-130	Pass	
Methoxychlor	%	88			70-130	Pass	
LCS - % Recovery							
Polychlorinated Biphenyls							
Aroclor-1016	%	96			70-130	Pass	
Aroclor-1260	%	97			70-130	Pass	
LCS - % Recovery							
Semivolatile Organics							
2-Methyl-4.6-dinitrophenol	%	71			25-140	Pass	
1.2.4-Trichlorobenzene	%	99			70-130	Pass	
1.4-Dichlorobenzene	%	99			70-130	Pass	
2-Chlorophenol	%	96			25-140	Pass	
2-Methylphenol (o-Cresol)	%	86			25-140	Pass	
2-Nitrophenol	%	79			25-140	Pass	
2.4-Dichlorophenol	%	85			25-140	Pass	
2.4-Dimethylphenol	%	88			25-140	Pass	
2.4-Dinitrophenol	%	74			25-140	Pass	
2.4-Dinitrotoluene	%	72			70-130	Pass	
2.4.5-Trichlorophenol	%	70			25-140	Pass	
2.4.6-Trichlorophenol	%	77			25-140	Pass	
2.6-Dichlorophenol	%	85			25-140	Pass	
3&4-Methylphenol (m&p-Cresol)	%	86			25-140	Pass	
4-Chloro-3-methylphenol	%	78			25-140	Pass	
4-Nitrophenol	%	72			25-140	Pass	
Endrin aldehyde	%	101			70-130	Pass	
N-Nitrosodipropylamine	%	93			70-130	Pass	
Pentachlorophenol	%	87			25-140	Pass	
Phenol	%	93			25-140	Pass	

Test	Lab Sample ID	QA Source	Units	Result 1			Acceptance Limits	Pass Limits	Qualifying Code
Spike - % Recovery									
Total Recoverable Hydrocarbons				Result 1					
TRH C10-C14	S24-Fe0047325	NCP	%	116			70-130	Pass	
TRH >C10-C16	S24-Fe0047325	NCP	%	117			70-130	Pass	
Spike - % Recovery									
Polycyclic Aromatic Hydrocarbons				Result 1					
Acenaphthylene	S24-Fe0047302	NCP	%	97			70-130	Pass	
Anthracene	S24-Fe0047302	NCP	%	88			70-130	Pass	
Benz(a)anthracene	S24-Fe0047302	NCP	%	94			70-130	Pass	
Benzo(a)pyrene	S24-Fe0047302	NCP	%	101			70-130	Pass	
Benzo(b&j)fluoranthene	S24-Fe0047302	NCP	%	87			70-130	Pass	
Benzo(g.h.i)perylene	S24-Fe0047302	NCP	%	112			70-130	Pass	
Benzo(k)fluoranthene	S24-Fe0047302	NCP	%	107			70-130	Pass	
Chrysene	S24-Fe0047302	NCP	%	96			70-130	Pass	
Dibenz(a.h)anthracene	S24-Fe0047302	NCP	%	116			70-130	Pass	
Fluoranthene	S24-Fe0047302	NCP	%	93			70-130	Pass	
Fluorene	S24-Fe0047302	NCP	%	96			70-130	Pass	
Indeno(1.2.3-cd)pyrene	S24-Fe0047302	NCP	%	110			70-130	Pass	
Naphthalene	S24-Fe0047302	NCP	%	96			70-130	Pass	
Phenanthrene	S24-Fe0047302	NCP	%	97			70-130	Pass	
Spike - % Recovery									
Heavy Metals				Result 1					
Zinc	W24-Fe0045212	NCP	%	93			75-125	Pass	
Spike - % Recovery									
n:2 Fluorotelomer sulfonic acids (n:2 FTSAs)				Result 1					
1H.1H.2H.2H-perfluorohexanesulfonic acid (4:2 FTSA)	S24-Fe0045830	NCP	%	123			50-150	Pass	
Spike - % Recovery									
Volatile Organics				Result 1					
1.2-Dichlorobenzene	S24-Fe0037498	NCP	%	84			70-130	Pass	
1.2-Dichloroethane	S24-Fe0037498	NCP	%	89			70-130	Pass	
Spike - % Recovery									
Organochlorine Pesticides				Result 1					
Chlordanes - Total	S24-Fe0044808	NCP	%	82			70-130	Pass	
4.4'-DDD	S24-Fe0044808	NCP	%	87			70-130	Pass	
4.4'-DDE	S24-Fe0044808	NCP	%	84			70-130	Pass	
4.4'-DDT	S24-Fe0044808	NCP	%	97			70-130	Pass	
a-HCH	S24-Fe0044808	NCP	%	75			70-130	Pass	
Aldrin	S24-Fe0044808	NCP	%	82			70-130	Pass	
b-HCH	S24-Fe0044808	NCP	%	72			70-130	Pass	
d-HCH	R24-Fe0044625	NCP	%	70			70-130	Pass	
Dieldrin	S24-Fe0044808	NCP	%	82			70-130	Pass	
Endosulfan I	S24-Fe0044808	NCP	%	86			70-130	Pass	
Endosulfan II	S24-Fe0044808	NCP	%	78			70-130	Pass	
Endosulfan sulphate	S24-Fe0044808	NCP	%	83			70-130	Pass	
Endrin	S24-Fe0044808	NCP	%	87			70-130	Pass	
Endrin aldehyde	S24-Fe0044808	NCP	%	83			70-130	Pass	
Endrin ketone	S24-Fe0044808	NCP	%	92			70-130	Pass	
g-HCH (Lindane)	S24-Fe0044808	NCP	%	81			70-130	Pass	
Heptachlor	S24-Fe0044808	NCP	%	76			70-130	Pass	
Heptachlor epoxide	S24-Fe0044808	NCP	%	80			70-130	Pass	
Hexachlorobenzene	S24-Fe0044808	NCP	%	78			70-130	Pass	
Methoxychlor	S24-Fe0044808	NCP	%	91			70-130	Pass	
Spike - % Recovery									

Test	Lab Sample ID	QA Source	Units	Result 1			Acceptance Limits	Pass Limits	Qualifying Code
Polychlorinated Biphenyls				Result 1					
Aroclor-1016	S24-Fe0044808	NCP	%	86			70-130	Pass	
Aroclor-1260	S24-Fe0044808	NCP	%	98			70-130	Pass	
Spike - % Recovery									
Semivolatile Organics				Result 1					
2-Methyl-4.6-dinitrophenol	S24-Fe0044802	NCP	%	73			30-130	Pass	
2-Methylphenol (o-Cresol)	S24-Fe0044802	NCP	%	84			30-130	Pass	
2-Nitrophenol	S24-Fe0044802	NCP	%	87			30-130	Pass	
2.4-Dichlorophenol	S24-Fe0044802	NCP	%	85			30-130	Pass	
2.4-Dimethylphenol	S24-Fe0044802	NCP	%	84			30-130	Pass	
2.4-Dinitrophenol	S24-Fe0044802	NCP	%	81			70-130	Pass	
2.4.6-Trichlorophenol	S24-Fe0044802	NCP	%	70			30-130	Pass	
2.6-Dichlorophenol	S24-Fe0044802	NCP	%	84			30-130	Pass	
3&4-Methylphenol (m&p-Cresol)	S24-Fe0044802	NCP	%	84			30-130	Pass	
4-Chloro-3-methylphenol	S24-Fe0044802	NCP	%	75			30-130	Pass	
4-Nitrophenol	S24-Fe0044802	NCP	%	71			30-130	Pass	
Endrin aldehyde	S24-Fe0040431	NCP	%	91			70-130	Pass	
Spike - % Recovery									
Polycyclic Aromatic Hydrocarbons				Result 1					
Acenaphthene	S24-Fe0047796	CP	%	92			70-130	Pass	
Pyrene	S24-Fe0047796	CP	%	87			70-130	Pass	
Spike - % Recovery									
Semivolatile Organics				Result 1					
1.2.4-Trichlorobenzene	S24-Fe0047796	CP	%	94			70-130	Pass	
1.4-Dichlorobenzene	S24-Fe0047796	CP	%	94			70-130	Pass	
2-Chlorophenol	S24-Fe0047796	CP	%	90			30-130	Pass	
N-Nitrosodipropylamine	S24-Fe0047796	CP	%	85			70-130	Pass	
Phenol	S24-Fe0047796	CP	%	91			30-130	Pass	
Spike - % Recovery									
Perfluoroalkyl carboxylic acids (PFCAs)				Result 1					
Perfluorobutanoic acid (PFBA)	S24-Fe0047798	CP	%	100			50-150	Pass	
Perfluoropentanoic acid (PFPeA)	S24-Fe0047798	CP	%	114			50-150	Pass	
Perfluorohexanoic acid (PFHxA)	S24-Fe0047798	CP	%	121			50-150	Pass	
Perfluoroheptanoic acid (PFHpA)	S24-Fe0047798	CP	%	110			50-150	Pass	
Perfluorooctanoic acid (PFOA)	S24-Fe0047798	CP	%	105			50-150	Pass	
Perfluorononanoic acid (PFNA)	S24-Fe0047798	CP	%	114			50-150	Pass	
Perfluorodecanoic acid (PFDA)	S24-Fe0047798	CP	%	114			50-150	Pass	
Perfluoroundecanoic acid (PFUnDA)	S24-Fe0047798	CP	%	107			50-150	Pass	
Perfluorododecanoic acid (PFDoDA)	S24-Fe0047798	CP	%	106			50-150	Pass	
Perfluorotridecanoic acid (PFTrDA)	S24-Fe0047798	CP	%	114			50-150	Pass	
Perfluorotetradecanoic acid (PFTeDA)	S24-Fe0047798	CP	%	111			50-150	Pass	
Spike - % Recovery									
Perfluoroalkyl sulfonamido substances				Result 1					
Perfluorooctane sulfonamide (FOSA)	S24-Fe0047798	CP	%	113			50-150	Pass	
N-methylperfluoro-1-octane sulfonamide (N-MeFOSA)	S24-Fe0047798	CP	%	99			50-150	Pass	
N-ethylperfluoro-1-octane sulfonamide (N-EtFOSA)	S24-Fe0047798	CP	%	113			50-150	Pass	
2-(N-methylperfluoro-1-octane sulfonamido)-ethanol(N-MeFOSE)	S24-Fe0047798	CP	%	105			50-150	Pass	
2-(N-ethylperfluoro-1-octane sulfonamido)-ethanol(N-EtFOSE)	S24-Fe0047798	CP	%	119			50-150	Pass	

Test	Lab Sample ID	QA Source	Units	Result 1			Acceptance Limits	Pass Limits	Qualifying Code
N-ethyl-perfluorooctanesulfonamidoacetic acid (N-EtFOSAA)	S24-Fe0047798	CP	%	111			50-150	Pass	
N-methyl-perfluorooctanesulfonamidoacetic acid (N-MeFOSAA)	S24-Fe0047798	CP	%	109			50-150	Pass	
Spike - % Recovery									
Perfluoroalkyl sulfonic acids (PFSAs)				Result 1					
Perfluorobutanesulfonic acid (PFBS)	S24-Fe0047798	CP	%	103			50-150	Pass	
Perfluorononanesulfonic acid (PFNS)	S24-Fe0047798	CP	%	109			50-150	Pass	
Perfluoropropanesulfonic acid (PFPrS)	S24-Fe0047798	CP	%	91			50-150	Pass	
Perfluoropentanesulfonic acid (PFPeS)	S24-Fe0047798	CP	%	94			50-150	Pass	
Perfluorohexanesulfonic acid (PFHxS)	S24-Fe0047798	CP	%	115			50-150	Pass	
Perfluoroheptanesulfonic acid (PFHpS)	S24-Fe0047798	CP	%	105			50-150	Pass	
Perfluorooctanesulfonic acid (PFOS)	S24-Fe0047798	CP	%	107			50-150	Pass	
Perfluorodecanesulfonic acid (PFDS)	S24-Fe0047798	CP	%	100			50-150	Pass	
Spike - % Recovery									
n:2 Fluorotelomer sulfonic acids (n:2 FTSAs)				Result 1					
1H.1H.2H.2H-perfluorooctanesulfonic acid(6:2 FTSA)	S24-Fe0047798	CP	%	128			50-150	Pass	
1H.1H.2H.2H-perfluorodecanesulfonic acid (8:2 FTSA)	S24-Fe0047798	CP	%	79			50-150	Pass	
1H.1H.2H.2H-perfluorododecanesulfonic acid (10:2 FTSA)	S24-Fe0047798	CP	%	106			50-150	Pass	
Spike - % Recovery									
Total Recoverable Hydrocarbons				Result 1					
TRH C6-C9	S24-Fe0047801	CP	%	94			70-130	Pass	
TRH C6-C10	S24-Fe0047801	CP	%	93			70-130	Pass	
Spike - % Recovery									
BTEX				Result 1					
Benzene	S24-Fe0047801	CP	%	89			70-130	Pass	
Toluene	S24-Fe0047801	CP	%	100			70-130	Pass	
Ethylbenzene	S24-Fe0047801	CP	%	92			70-130	Pass	
m&p-Xylenes	S24-Fe0047801	CP	%	96			70-130	Pass	
o-Xylene	S24-Fe0047801	CP	%	91			70-130	Pass	
Xylenes - Total*	S24-Fe0047801	CP	%	94			70-130	Pass	
Spike - % Recovery									
Total Recoverable Hydrocarbons - 2013 NEPM Fractions				Result 1					
Naphthalene	S24-Fe0047801	CP	%	77			70-130	Pass	
Spike - % Recovery									
Volatile Organics				Result 1					
1.1-Dichloroethene	S24-Fe0051943	NCP	%	88			70-130	Pass	
1.1.1-Trichloroethane	S24-Fe0051943	NCP	%	90			70-130	Pass	
Trichloroethene	S24-Fe0051943	NCP	%	102			70-130	Pass	
Spike - % Recovery									
Heavy Metals				Result 1					
Arsenic	S24-Fe0047811	CP	%	111			75-125	Pass	
Cadmium	S24-Fe0047811	CP	%	102			75-125	Pass	
Chromium	S24-Fe0047811	CP	%	106			75-125	Pass	

Test	Lab Sample ID	QA Source	Units	Result 1			Acceptance Limits	Pass Limits	Qualifying Code
Copper	S24-Fe0047811	CP	%	106			75-125	Pass	
Lead	S24-Fe0047811	CP	%	124			75-125	Pass	
Mercury	S24-Fe0047811	CP	%	106			75-125	Pass	
Nickel	S24-Fe0047811	CP	%	108			75-125	Pass	
Test	**Lab Sample ID**	**QA Source**	**Units**	**Result 1**			**Acceptance Limits**	**Pass Limits**	**Qualifying Code**
Duplicate									
Total Recoverable Hydrocarbons				Result 1	Result 2	RPD			
TRH C10-C14	S24-Fe0047793	CP	mg/kg	< 20	< 20	<1	30%	Pass	
TRH C15-C28	S24-Fe0047793	CP	mg/kg	< 50	< 50	<1	30%	Pass	
TRH C29-C36	S24-Fe0047793	CP	mg/kg	61	< 50	53	30%	Fail	Q15
TRH >C10-C16	S24-Fe0047793	CP	mg/kg	< 50	< 50	<1	30%	Pass	
TRH >C16-C34	S24-Fe0047793	CP	mg/kg	< 100	< 100	<1	30%	Pass	
TRH >C34-C40	S24-Fe0047793	CP	mg/kg	< 100	< 100	<1	30%	Pass	
Duplicate									
Perfluoroalkyl carboxylic acids (PFCAs)				Result 1	Result 2	RPD			
Perfluorobutanoic acid (PFBA)	S24-Fe0047794	CP	ug/kg	< 5	< 5	<1	30%	Pass	
Perfluoropentanoic acid (PFPeA)	S24-Fe0047794	CP	ug/kg	< 5	< 5	<1	30%	Pass	
Perfluorohexanoic acid (PFHxA)	S24-Fe0047794	CP	ug/kg	< 5	< 5	<1	30%	Pass	
Perfluoroheptanoic acid (PFHpA)	S24-Fe0047794	CP	ug/kg	< 5	< 5	<1	30%	Pass	
Perfluorooctanoic acid (PFOA)	S24-Fe0047794	CP	ug/kg	< 5	< 5	<1	30%	Pass	
Perfluorononanoic acid (PFNA)	S24-Fe0047794	CP	ug/kg	< 5	< 5	<1	30%	Pass	
Perfluorodecanoic acid (PFDA)	S24-Fe0047794	CP	ug/kg	< 5	< 5	<1	30%	Pass	
Perfluoroundecanoic acid (PFUnDA)	S24-Fe0047794	CP	ug/kg	< 5	< 5	<1	30%	Pass	
Perfluorododecanoic acid (PFDoDA)	S24-Fe0047794	CP	ug/kg	< 5	< 5	<1	30%	Pass	
Perfluorotridecanoic acid (PFTrDA)	S24-Fe0047794	CP	ug/kg	< 5	< 5	<1	30%	Pass	
Perfluorotetradecanoic acid (PFTeDA)	S24-Fe0047794	CP	ug/kg	< 5	< 5	<1	30%	Pass	
Duplicate									
Perfluoroalkyl sulfonamido substances				Result 1	Result 2	RPD			
Perfluorooctane sulfonamide (FOSA)	S24-Fe0047794	CP	ug/kg	< 5	< 5	<1	30%	Pass	
N-methylperfluoro-1-octane sulfonamide (N-MeFOSA)	S24-Fe0047794	CP	ug/kg	< 5	< 5	<1	30%	Pass	
N-ethylperfluoro-1-octane sulfonamide (N-EtFOSA)	S24-Fe0047794	CP	ug/kg	< 5	< 5	<1	30%	Pass	
2-(N-methylperfluoro-1-octane sulfonamido)-ethanol(N-MeFOSE)	S24-Fe0047794	CP	ug/kg	< 5	< 5	<1	30%	Pass	
2-(N-ethylperfluoro-1-octane sulfonamido)-ethanol(N-EtFOSE)	S24-Fe0047794	CP	ug/kg	< 5	< 5	<1	30%	Pass	
N-ethyl-perfluorooctanesulfonamidoacetic acid (N-EtFOSAA)	S24-Fe0047794	CP	ug/kg	< 10	< 10	<1	30%	Pass	
N-methyl-perfluorooctanesulfonamidoacetic acid (N-MeFOSAA)	S24-Fe0047794	CP	ug/kg	< 10	< 10	<1	30%	Pass	
Duplicate									
Perfluoroalkyl sulfonic acids (PFSAs)				Result 1	Result 2	RPD			
Perfluorobutanesulfonic acid (PFBS)	S24-Fe0047794	CP	ug/kg	< 5	< 5	<1	30%	Pass	
Perfluorononanesulfonic acid (PFNS)	S24-Fe0047794	CP	ug/kg	< 5	< 5	<1	30%	Pass	
Perfluoropropanesulfonic acid (PFPrS)	S24-Fe0047794	CP	ug/kg	< 5	< 5	<1	30%	Pass	
Perfluoropentanesulfonic acid (PFPeS)	S24-Fe0047794	CP	ug/kg	< 5	< 5	<1	30%	Pass	
Perfluorohexanesulfonic acid (PFHxS)	S24-Fe0047794	CP	ug/kg	< 5	< 5	<1	30%	Pass	

Duplicate									
Perfluoroalkyl sulfonic acids (PFSAs)				Result 1	Result 2	RPD			
Perfluoroheptanesulfonic acid (PFHpS)	S24-Fe0047794	CP	ug/kg	< 5	< 5	<1	30%	Pass	
Perfluorooctanesulfonic acid (PFOS)	S24-Fe0047794	CP	ug/kg	< 5	< 5	<1	30%	Pass	
Perfluorodecanesulfonic acid (PFDS)	S24-Fe0047794	CP	ug/kg	< 5	< 5	<1	30%	Pass	
Duplicate									
n:2 Fluorotelomer sulfonic acids (n:2 FTSAs)				Result 1	Result 2	RPD			
1H.1H.2H.2H-perfluorohexanesulfonic acid (4:2 FTSA)	S24-Fe0047794	CP	ug/kg	< 5	< 5	<1	30%	Pass	
1H.1H.2H.2H-perfluorooctanesulfonic acid(6:2 FTSA)	S24-Fe0047794	CP	ug/kg	< 10	< 10	<1	30%	Pass	
1H.1H.2H.2H-perfluorodecanesulfonic acid (8:2 FTSA)	S24-Fe0047794	CP	ug/kg	< 5	< 5	<1	30%	Pass	
1H.1H.2H.2H-perfluorododecanesulfonic acid (10:2 FTSA)	S24-Fe0047794	CP	ug/kg	< 5	< 5	<1	30%	Pass	
Duplicate									
Polycyclic Aromatic Hydrocarbons				Result 1	Result 2	RPD			
Acenaphthene	S24-Fe0047795	CP	mg/kg	< 0.5	< 0.5	<1	30%	Pass	
Acenaphthylene	S24-Fe0047795	CP	mg/kg	< 0.5	< 0.5	<1	30%	Pass	
Anthracene	S24-Fe0047795	CP	mg/kg	< 0.5	< 0.5	<1	30%	Pass	
Benz(a)anthracene	S24-Fe0047795	CP	mg/kg	< 0.5	< 0.5	<1	30%	Pass	
Benzo(a)pyrene	S24-Fe0047795	CP	mg/kg	< 0.5	< 0.5	<1	30%	Pass	
Benzo(b&j)fluoranthene	S24-Fe0047795	CP	mg/kg	< 0.5	< 0.5	<1	30%	Pass	
Benzo(g.h.i)perylene	S24-Fe0047795	CP	mg/kg	< 0.5	< 0.5	<1	30%	Pass	
Benzo(k)fluoranthene	S24-Fe0047795	CP	mg/kg	< 0.5	< 0.5	<1	30%	Pass	
Chrysene	S24-Fe0047795	CP	mg/kg	< 0.5	< 0.5	<1	30%	Pass	
Dibenz(a.h)anthracene	S24-Fe0047795	CP	mg/kg	< 0.5	< 0.5	<1	30%	Pass	
Fluoranthene	S24-Fe0047795	CP	mg/kg	< 0.5	< 0.5	<1	30%	Pass	
Fluorene	S24-Fe0047795	CP	mg/kg	< 0.5	< 0.5	<1	30%	Pass	
Indeno(1.2.3-cd)pyrene	S24-Fe0047795	CP	mg/kg	< 0.5	< 0.5	<1	30%	Pass	
Naphthalene	S24-Fe0047795	CP	mg/kg	< 0.5	< 0.5	<1	30%	Pass	
Phenanthrene	S24-Fe0047795	CP	mg/kg	< 0.5	< 0.5	<1	30%	Pass	
Pyrene	S24-Fe0047795	CP	mg/kg	< 0.5	< 0.5	<1	30%	Pass	
Duplicate									
Organochlorine Pesticides				Result 1	Result 2	RPD			
Chlordanes - Total	S24-Fe0047795	CP	mg/kg	< 0.1	< 0.1	<1	30%	Pass	
4.4'-DDD	S24-Fe0047795	CP	mg/kg	< 0.05	< 0.05	<1	30%	Pass	
4.4'-DDE	S24-Fe0047795	CP	mg/kg	< 0.05	< 0.05	<1	30%	Pass	
4.4'-DDT	S24-Fe0047795	CP	mg/kg	< 0.05	< 0.05	<1	30%	Pass	
a-HCH	S24-Fe0047795	CP	mg/kg	< 0.05	< 0.05	<1	30%	Pass	
Aldrin	S24-Fe0047795	CP	mg/kg	< 0.05	< 0.05	<1	30%	Pass	
b-HCH	S24-Fe0047795	CP	mg/kg	< 0.05	< 0.05	<1	30%	Pass	
d-HCH	S24-Fe0047795	CP	mg/kg	< 0.05	< 0.05	<1	30%	Pass	
Dieldrin	S24-Fe0047795	CP	mg/kg	< 0.05	< 0.05	<1	30%	Pass	
Endosulfan I	S24-Fe0047795	CP	mg/kg	< 0.05	< 0.05	<1	30%	Pass	
Endosulfan II	S24-Fe0047795	CP	mg/kg	< 0.05	< 0.05	<1	30%	Pass	
Endosulfan sulphate	S24-Fe0047795	CP	mg/kg	< 0.05	< 0.05	<1	30%	Pass	
Endrin	S24-Fe0047795	CP	mg/kg	< 0.05	< 0.05	<1	30%	Pass	
Endrin aldehyde	S24-Fe0047795	CP	mg/kg	< 0.05	< 0.05	<1	30%	Pass	
Endrin ketone	S24-Fe0047795	CP	mg/kg	< 0.05	< 0.05	<1	30%	Pass	
g-HCH (Lindane)	S24-Fe0047795	CP	mg/kg	< 0.05	< 0.05	<1	30%	Pass	
Heptachlor	S24-Fe0047795	CP	mg/kg	< 0.05	< 0.05	<1	30%	Pass	
Heptachlor epoxide	S24-Fe0047795	CP	mg/kg	< 0.05	< 0.05	<1	30%	Pass	

Duplicate									
Organochlorine Pesticides				Result 1	Result 2	RPD			
Hexachlorobenzene	S24-Fe0047795	CP	mg/kg	< 0.05	< 0.05	<1	30%	Pass	
Methoxychlor	S24-Fe0047795	CP	mg/kg	< 0.05	< 0.05	<1	30%	Pass	
Toxaphene	S24-Fe0047795	CP	mg/kg	< 0.5	< 0.5	<1	30%	Pass	
Duplicate									
Polychlorinated Biphenyls				Result 1	Result 2	RPD			
Aroclor-1016	S24-Fe0047795	CP	mg/kg	< 0.1	< 0.1	<1	30%	Pass	
Aroclor-1221	S24-Fe0047795	CP	mg/kg	< 0.1	< 0.1	<1	30%	Pass	
Aroclor-1232	S24-Fe0047795	CP	mg/kg	< 0.1	< 0.1	<1	30%	Pass	
Aroclor-1242	S24-Fe0047795	CP	mg/kg	< 0.1	< 0.1	<1	30%	Pass	
Aroclor-1248	S24-Fe0047795	CP	mg/kg	< 0.1	< 0.1	<1	30%	Pass	
Aroclor-1254	S24-Fe0047795	CP	mg/kg	< 0.1	< 0.1	<1	30%	Pass	
Aroclor-1260	S24-Fe0047795	CP	mg/kg	< 0.1	< 0.1	<1	30%	Pass	
Total PCB*	S24-Fe0047795	CP	mg/kg	< 0.1	< 0.1	<1	30%	Pass	
Duplicate									
Semivolatile Organics				Result 1	Result 2	RPD			
2-Methyl-4.6-dinitrophenol	S24-Fe0047795	CP	mg/kg	< 5	< 5	<1	30%	Pass	
1-Chloronaphthalene	S24-Fe0047795	CP	mg/kg	< 0.5	< 0.5	<1	30%	Pass	
1-Naphthylamine	S24-Fe0047795	CP	mg/kg	< 0.5	< 0.5	<1	30%	Pass	
1.2-Dichlorobenzene	S24-Fe0047795	CP	mg/kg	< 0.5	< 0.5	<1	30%	Pass	
1.2.3-Trichlorobenzene	S24-Fe0047795	CP	mg/kg	< 0.5	< 0.5	<1	30%	Pass	
1.2.3.4-Tetrachlorobenzene	S24-Fe0047795	CP	mg/kg	< 0.5	< 0.5	<1	30%	Pass	
1.2.3.5-Tetrachlorobenzene	S24-Fe0047795	CP	mg/kg	< 0.5	< 0.5	<1	30%	Pass	
1.2.4-Trichlorobenzene	S24-Fe0047795	CP	mg/kg	< 0.5	< 0.5	<1	30%	Pass	
1.2.4.5-Tetrachlorobenzene	S24-Fe0047795	CP	mg/kg	< 0.5	< 0.5	<1	30%	Pass	
1.3-Dichlorobenzene	S24-Fe0047795	CP	mg/kg	< 0.5	< 0.5	<1	30%	Pass	
1.3.5-Trichlorobenzene	S24-Fe0047795	CP	mg/kg	< 0.5	< 0.5	<1	30%	Pass	
1.4-Dichlorobenzene	S24-Fe0047795	CP	mg/kg	< 0.5	< 0.5	<1	30%	Pass	
2-Chloronaphthalene	S24-Fe0047795	CP	mg/kg	< 0.5	< 0.5	<1	30%	Pass	
2-Chlorophenol	S24-Fe0047795	CP	mg/kg	< 0.5	< 0.5	<1	30%	Pass	
2-Methylnaphthalene	S24-Fe0047795	CP	mg/kg	< 0.5	< 0.5	<1	30%	Pass	
2-Methylphenol (o-Cresol)	S24-Fe0047795	CP	mg/kg	< 0.2	< 0.2	<1	30%	Pass	
2-Naphthylamine	S24-Fe0047795	CP	mg/kg	< 0.5	< 0.5	<1	30%	Pass	
2-Nitroaniline	S24-Fe0047795	CP	mg/kg	< 1	< 1	<1	30%	Pass	
2-Nitrophenol	S24-Fe0047795	CP	mg/kg	< 1	< 1	<1	30%	Pass	
2-Picoline	S24-Fe0047795	CP	mg/kg	< 0.5	< 0.5	<1	30%	Pass	
2.3.4.6-Tetrachlorophenol	S24-Fe0047795	CP	mg/kg	< 0.5	< 0.5	<1	30%	Pass	
2.4-Dichlorophenol	S24-Fe0047795	CP	mg/kg	< 0.5	< 0.5	<1	30%	Pass	
2.4-Dimethylphenol	S24-Fe0047795	CP	mg/kg	< 0.5	< 0.5	<1	30%	Pass	
2.4-Dinitrophenol	S24-Fe0047795	CP	mg/kg	< 5	< 5	<1	30%	Pass	
2.4-Dinitrotoluene	S24-Fe0047795	CP	mg/kg	< 0.5	< 0.5	<1	30%	Pass	
2.4.5-Trichlorophenol	S24-Fe0047795	CP	mg/kg	< 1	< 1	<1	30%	Pass	
2.4.6-Trichlorophenol	S24-Fe0047795	CP	mg/kg	< 1	< 1	<1	30%	Pass	
2.6-Dichlorophenol	S24-Fe0047795	CP	mg/kg	< 0.5	< 0.5	<1	30%	Pass	
2.6-Dinitrotoluene	S24-Fe0047795	CP	mg/kg	< 1	< 1	<1	30%	Pass	
3&4-Methylphenol (m&p-Cresol)	S24-Fe0047795	CP	mg/kg	< 0.4	< 0.4	<1	30%	Pass	
3-Methylcholanthrene	S24-Fe0047795	CP	mg/kg	< 0.5	< 0.5	<1	30%	Pass	
3.3'-Dichlorobenzidine	S24-Fe0047795	CP	mg/kg	< 0.5	< 0.5	<1	30%	Pass	
4-Aminobiphenyl	S24-Fe0047795	CP	mg/kg	< 0.5	< 0.5	<1	30%	Pass	
4-Chloro-3-methylphenol	S24-Fe0047795	CP	mg/kg	< 1	< 1	<1	30%	Pass	
4-Nitrophenol	S24-Fe0047795	CP	mg/kg	< 5	< 5	<1	30%	Pass	
4.4'-DDD	S24-Fe0047795	CP	mg/kg	< 0.5	< 0.5	<1	30%	Pass	
4.4'-DDE	S24-Fe0047795	CP	mg/kg	< 0.5	< 0.5	<1	30%	Pass	
4.4'-DDT	S24-Fe0047795	CP	mg/kg	< 1	< 1	<1	30%	Pass	
7.12-Dimethylbenz(a)anthracene	S24-Fe0047795	CP	mg/kg	< 0.5	< 0.5	<1	30%	Pass	

Duplicate								
Semivolatile Organics				Result 1	Result 2	RPD		
a-HCH	S24-Fe0047795	CP	mg/kg	< 0.5	< 0.5	<1	30%	Pass
Acetophenone	S24-Fe0047795	CP	mg/kg	< 0.5	< 0.5	<1	30%	Pass
Aldrin	S24-Fe0047795	CP	mg/kg	< 0.5	< 0.5	<1	30%	Pass
Aniline	S24-Fe0047795	CP	mg/kg	< 0.5	< 0.5	<1	30%	Pass
b-HCH	S24-Fe0047795	CP	mg/kg	< 0.5	< 0.5	<1	30%	Pass
Benzyl chloride	S24-Fe0047795	CP	mg/kg	< 0.5	< 0.5	<1	30%	Pass
Bis(2-ethylhexyl)phthalate	S24-Fe0047795	CP	mg/kg	< 5	< 5	<1	30%	Pass
Butyl benzyl phthalate	S24-Fe0047795	CP	mg/kg	< 0.5	< 0.5	<1	30%	Pass
d-HCH	S24-Fe0047795	CP	mg/kg	< 0.5	< 0.5	<1	30%	Pass
Di-n-butyl phthalate	S24-Fe0047795	CP	mg/kg	< 0.5	< 0.5	<1	30%	Pass
Di-n-octyl phthalate	S24-Fe0047795	CP	mg/kg	< 0.5	< 0.5	<1	30%	Pass
Dibenz(a.j)acridine	S24-Fe0047795	CP	mg/kg	< 0.5	< 0.5	<1	30%	Pass
Dibenzofuran	S24-Fe0047795	CP	mg/kg	< 0.5	< 0.5	<1	30%	Pass
Dieldrin	S24-Fe0047795	CP	mg/kg	< 0.5	< 0.5	<1	30%	Pass
Diethyl phthalate	S24-Fe0047795	CP	mg/kg	< 0.5	< 0.5	<1	30%	Pass
Dimethyl phthalate	S24-Fe0047795	CP	mg/kg	< 0.5	< 0.5	<1	30%	Pass
Dimethylaminoazobenzene	S24-Fe0047795	CP	mg/kg	< 0.5	< 0.5	<1	30%	Pass
Diphenylamine	S24-Fe0047795	CP	mg/kg	< 0.5	< 0.5	<1	30%	Pass
Endosulfan I	S24-Fe0047795	CP	mg/kg	< 0.5	< 0.5	<1	30%	Pass
Endosulfan II	S24-Fe0047795	CP	mg/kg	< 0.5	< 0.5	<1	30%	Pass
Endosulfan sulphate	S24-Fe0047795	CP	mg/kg	< 0.5	< 0.5	<1	30%	Pass
Endrin	S24-Fe0047795	CP	mg/kg	< 0.5	< 0.5	<1	30%	Pass
Endrin aldehyde	S24-Fe0047795	CP	mg/kg	< 0.5	< 0.5	<1	30%	Pass
Endrin ketone	S24-Fe0047795	CP	mg/kg	< 0.5	< 0.5	<1	30%	Pass
g-HCH (Lindane)	S24-Fe0047795	CP	mg/kg	< 0.5	< 0.5	<1	30%	Pass
Heptachlor	S24-Fe0047795	CP	mg/kg	< 0.5	< 0.5	<1	30%	Pass
Heptachlor epoxide	S24-Fe0047795	CP	mg/kg	< 0.5	< 0.5	<1	30%	Pass
Hexachlorobenzene	S24-Fe0047795	CP	mg/kg	< 0.5	< 0.5	<1	30%	Pass
Hexachlorobutadiene	S24-Fe0047795	CP	mg/kg	< 0.5	< 0.5	<1	30%	Pass
Hexachlorocyclopentadiene	S24-Fe0047795	CP	mg/kg	< 1	< 1	<1	30%	Pass
Hexachloroethane	S24-Fe0047795	CP	mg/kg	< 0.5	< 0.5	<1	30%	Pass
Methoxychlor	S24-Fe0047795	CP	mg/kg	< 0.5	< 0.5	<1	30%	Pass
N-Nitrosodibutylamine	S24-Fe0047795	CP	mg/kg	< 0.5	< 0.5	<1	30%	Pass
N-Nitrosodipropylamine	S24-Fe0047795	CP	mg/kg	< 0.5	< 0.5	<1	30%	Pass
N-Nitrosopiperidine	S24-Fe0047795	CP	mg/kg	< 0.5	< 0.5	<1	30%	Pass
Nitrobenzene	S24-Fe0047795	CP	mg/kg	< 0.5	< 0.5	<1	30%	Pass
Pentachlorobenzene	S24-Fe0047795	CP	mg/kg	< 0.5	< 0.5	<1	30%	Pass
Pentachloronitrobenzene	S24-Fe0047795	CP	mg/kg	< 0.5	< 0.5	<1	30%	Pass
Pentachlorophenol	S24-Fe0047795	CP	mg/kg	< 1	< 1	<1	30%	Pass
Phenol	S24-Fe0047795	CP	mg/kg	< 0.5	< 0.5	<1	30%	Pass
Pronamide	S24-Fe0047795	CP	mg/kg	< 0.5	< 0.5	<1	30%	Pass
Trifluralin	S24-Fe0047795	CP	mg/kg	< 0.5	< 0.5	<1	30%	Pass
Duplicate								
Haloethers				Result 1	Result 2	RPD		
4-Bromophenyl phenyl ether	S24-Fe0047795	CP	mg/kg	< 0.5	< 0.5	<1	30%	Pass
4-Chlorophenyl phenyl ether	S24-Fe0047795	CP	mg/kg	< 0.5	< 0.5	<1	30%	Pass
Bis(2-chloroethoxy)methane	S24-Fe0047795	CP	mg/kg	< 0.5	< 0.5	<1	30%	Pass
Bis(2-chloroisopropyl)ether	S24-Fe0047795	CP	mg/kg	< 0.5	< 0.5	<1	30%	Pass
Duplicate								
Acid Sulfate Soils Field pH Test				Result 1	Result 2	RPD		
pH-F (Field pH test)*	S24-Fe0044127	NCP	pH Units	5.1	5.0	pass	20%	Pass
pH-FOX (Field pH Peroxide test)*	S24-Fe0044127	NCP	pH Units	4.0	4.0	pass	0%	Pass

Duplicate									
Total Recoverable Hydrocarbons				Result 1	Result 2	RPD			
TRH C6-C9	S24-Fe0047800	CP	mg/kg	< 20	< 20	<1	30%	Pass	
TRH C6-C10	S24-Fe0047800	CP	mg/kg	< 20	< 20	<1	30%	Pass	
Duplicate									
BTEX				Result 1	Result 2	RPD			
Benzene	S24-Fe0047800	CP	mg/kg	< 0.1	< 0.1	<1	30%	Pass	
Toluene	S24-Fe0047800	CP	mg/kg	< 0.1	< 0.1	<1	30%	Pass	
Ethylbenzene	S24-Fe0047800	CP	mg/kg	< 0.1	< 0.1	<1	30%	Pass	
m&p-Xylenes	S24-Fe0047800	CP	mg/kg	< 0.2	< 0.2	<1	30%	Pass	
o-Xylene	S24-Fe0047800	CP	mg/kg	< 0.1	< 0.1	<1	30%	Pass	
Xylenes - Total*	S24-Fe0047800	CP	mg/kg	< 0.3	< 0.3	<1	30%	Pass	
Duplicate									
Total Recoverable Hydrocarbons - 2013 NEPM Fractions				Result 1	Result 2	RPD			
Naphthalene	S24-Fe0047800	CP	mg/kg	< 0.5	< 0.5	<1	30%	Pass	
Duplicate									
Volatile Organics				Result 1	Result 2	RPD			
1.1-Dichloroethane	S24-Fe0047800	CP	mg/kg	< 0.5	< 0.5	<1	30%	Pass	
1.1-Dichloroethene	S24-Fe0047800	CP	mg/kg	< 0.5	< 0.5	<1	30%	Pass	
1.1.1-Trichloroethane	S24-Fe0047800	CP	mg/kg	< 0.5	< 0.5	<1	30%	Pass	
1.1.1.2-Tetrachloroethane	S24-Fe0047800	CP	mg/kg	< 0.5	< 0.5	<1	30%	Pass	
1.1.2-Trichloroethane	S24-Fe0047800	CP	mg/kg	< 0.5	< 0.5	<1	30%	Pass	
1.1.2.2-Tetrachloroethane	S24-Fe0047800	CP	mg/kg	< 0.5	< 0.5	<1	30%	Pass	
1.2-Dibromoethane	S24-Fe0047800	CP	mg/kg	< 0.5	< 0.5	<1	30%	Pass	
1.2-Dichlorobenzene	S24-Fe0047800	CP	mg/kg	< 0.5	< 0.5	<1	30%	Pass	
1.2-Dichloroethane	S24-Fe0047800	CP	mg/kg	< 0.5	< 0.5	<1	30%	Pass	
1.2-Dichloropropane	S24-Fe0047800	CP	mg/kg	< 0.5	< 0.5	<1	30%	Pass	
1.2.3-Trichloropropane	S24-Fe0047800	CP	mg/kg	< 0.5	< 0.5	<1	30%	Pass	
1.2.4-Trimethylbenzene	S24-Fe0047800	CP	mg/kg	< 0.5	< 0.5	<1	30%	Pass	
1.3-Dichlorobenzene	S24-Fe0047800	CP	mg/kg	< 0.5	< 0.5	<1	30%	Pass	
1.3-Dichloropropane	S24-Fe0047800	CP	mg/kg	< 0.5	< 0.5	<1	30%	Pass	
1.3.5-Trimethylbenzene	S24-Fe0047800	CP	mg/kg	< 0.5	< 0.5	<1	30%	Pass	
1.4-Dichlorobenzene	S24-Fe0047800	CP	mg/kg	< 0.5	< 0.5	<1	30%	Pass	
2-Butanone (MEK)	S24-Fe0047800	CP	mg/kg	< 0.5	< 0.5	<1	30%	Pass	
2-Propanone (Acetone)	S24-Fe0047800	CP	mg/kg	< 0.5	< 0.5	<1	30%	Pass	
4-Chlorotoluene	S24-Fe0047800	CP	mg/kg	< 0.5	< 0.5	<1	30%	Pass	
4-Methyl-2-pentanone (MIBK)	S24-Fe0047800	CP	mg/kg	< 0.5	< 0.5	<1	30%	Pass	
Allyl chloride	S24-Fe0047800	CP	mg/kg	< 0.5	< 0.5	<1	30%	Pass	
Bromobenzene	S24-Fe0047800	CP	mg/kg	< 0.5	< 0.5	<1	30%	Pass	
Bromochloromethane	S24-Fe0047800	CP	mg/kg	< 0.5	< 0.5	<1	30%	Pass	
Bromodichloromethane	S24-Fe0047800	CP	mg/kg	< 0.5	< 0.5	<1	30%	Pass	
Bromoform	S24-Fe0047800	CP	mg/kg	< 0.5	< 0.5	<1	30%	Pass	
Bromomethane	S24-Fe0047800	CP	mg/kg	< 0.5	< 0.5	<1	30%	Pass	
Carbon disulfide	S24-Fe0047800	CP	mg/kg	< 0.5	< 0.5	<1	30%	Pass	
Carbon Tetrachloride	S24-Fe0047800	CP	mg/kg	< 0.5	< 0.5	<1	30%	Pass	
Chlorobenzene	S24-Fe0047800	CP	mg/kg	< 0.5	< 0.5	<1	30%	Pass	
Chloroethane	S24-Fe0047800	CP	mg/kg	< 0.5	< 0.5	<1	30%	Pass	
Chloroform	S24-Fe0047800	CP	mg/kg	< 0.5	< 0.5	<1	30%	Pass	
Chloromethane	S24-Fe0047800	CP	mg/kg	< 0.5	< 0.5	<1	30%	Pass	
cis-1.2-Dichloroethene	S24-Fe0047800	CP	mg/kg	< 0.5	< 0.5	<1	30%	Pass	
cis-1.3-Dichloropropene	S24-Fe0047800	CP	mg/kg	< 0.5	< 0.5	<1	30%	Pass	
Dibromochloromethane	S24-Fe0047800	CP	mg/kg	< 0.5	< 0.5	<1	30%	Pass	
Dibromomethane	S24-Fe0047800	CP	mg/kg	< 0.5	< 0.5	<1	30%	Pass	
Dichlorodifluoromethane	S24-Fe0047800	CP	mg/kg	< 0.5	< 0.5	<1	30%	Pass	
Iodomethane	S24-Fe0047800	CP	mg/kg	< 0.5	< 0.5	<1	30%	Pass	
Isopropyl benzene (Cumene)	S24-Fe0047800	CP	mg/kg	< 0.5	< 0.5	<1	30%	Pass	

Duplicate									
Volatile Organics				Result 1	Result 2	RPD			
Methylene Chloride	S24-Fe0047800	CP	mg/kg	< 0.5	< 0.5	<1	30%	Pass	
Styrene	S24-Fe0047800	CP	mg/kg	< 0.5	< 0.5	<1	30%	Pass	
Tetrachloroethene	S24-Fe0047800	CP	mg/kg	< 0.5	< 0.5	<1	30%	Pass	
trans-1.2-Dichloroethene	S24-Fe0047800	CP	mg/kg	< 0.5	< 0.5	<1	30%	Pass	
trans-1.3-Dichloropropene	S24-Fe0047800	CP	mg/kg	< 0.5	< 0.5	<1	30%	Pass	
Trichloroethene	S24-Fe0047800	CP	mg/kg	< 0.5	< 0.5	<1	30%	Pass	
Trichlorofluoromethane	S24-Fe0047800	CP	mg/kg	< 0.5	< 0.5	<1	30%	Pass	
Vinyl chloride	S24-Fe0047800	CP	mg/kg	< 0.5	< 0.5	<1	30%	Pass	
Duplicate									
Sample Properties				Result 1	Result 2	RPD			
% Moisture	S24-Fe0047803	CP	%	15	15	1.9	30%	Pass	
Duplicate									
Polycyclic Aromatic Hydrocarbons				Result 1	Result 2	RPD			
Acenaphthene	S24-Fe0047804	CP	mg/kg	< 0.5	< 0.5	<1	30%	Pass	
Acenaphthylene	S24-Fe0047804	CP	mg/kg	< 0.5	< 0.5	<1	30%	Pass	
Anthracene	S24-Fe0047804	CP	mg/kg	< 0.5	< 0.5	<1	30%	Pass	
Benz(a)anthracene	S24-Fe0047804	CP	mg/kg	< 0.5	< 0.5	<1	30%	Pass	
Benzo(a)pyrene	S24-Fe0047804	CP	mg/kg	< 0.5	< 0.5	<1	30%	Pass	
Benzo(b&j)fluoranthene	S24-Fe0047804	CP	mg/kg	< 0.5	< 0.5	<1	30%	Pass	
Benzo(g.h.i)perylene	S24-Fe0047804	CP	mg/kg	< 0.5	< 0.5	<1	30%	Pass	
Benzo(k)fluoranthene	S24-Fe0047804	CP	mg/kg	< 0.5	< 0.5	<1	30%	Pass	
Chrysene	S24-Fe0047804	CP	mg/kg	< 0.5	< 0.5	<1	30%	Pass	
Dibenz(a.h)anthracene	S24-Fe0047804	CP	mg/kg	< 0.5	< 0.5	<1	30%	Pass	
Fluoranthene	S24-Fe0047804	CP	mg/kg	< 0.5	< 0.5	<1	30%	Pass	
Fluorene	S24-Fe0047804	CP	mg/kg	0.6	< 0.5	15	30%	Pass	
Indeno(1.2.3-cd)pyrene	S24-Fe0047804	CP	mg/kg	< 0.5	< 0.5	<1	30%	Pass	
Naphthalene	S24-Fe0047804	CP	mg/kg	< 0.5	< 0.5	<1	30%	Pass	
Phenanthrene	S24-Fe0047804	CP	mg/kg	< 0.5	< 0.5	<1	30%	Pass	
Pyrene	S24-Fe0047804	CP	mg/kg	< 0.5	< 0.5	<1	30%	Pass	
Duplicate									
Organochlorine Pesticides				Result 1	Result 2	RPD			
Chlordanes - Total	S24-Fe0047804	CP	mg/kg	< 0.1	< 0.1	<1	30%	Pass	
4.4'-DDD	S24-Fe0047804	CP	mg/kg	< 0.05	< 0.05	<1	30%	Pass	
4.4'-DDE	S24-Fe0047804	CP	mg/kg	< 0.05	< 0.05	<1	30%	Pass	
4.4'-DDT	S24-Fe0047804	CP	mg/kg	< 0.05	< 0.05	<1	30%	Pass	
a-HCH	S24-Fe0047804	CP	mg/kg	< 0.05	< 0.05	<1	30%	Pass	
Aldrin	S24-Fe0047804	CP	mg/kg	< 0.05	< 0.05	<1	30%	Pass	
b-HCH	S24-Fe0047804	CP	mg/kg	< 0.05	< 0.05	<1	30%	Pass	
d-HCH	S24-Fe0047804	CP	mg/kg	< 0.05	< 0.05	<1	30%	Pass	
Dieldrin	S24-Fe0047804	CP	mg/kg	< 0.05	< 0.05	<1	30%	Pass	
Endosulfan I	S24-Fe0047804	CP	mg/kg	< 0.05	< 0.05	<1	30%	Pass	
Endosulfan II	S24-Fe0047804	CP	mg/kg	< 0.05	< 0.05	<1	30%	Pass	
Endosulfan sulphate	S24-Fe0047804	CP	mg/kg	< 0.05	< 0.05	<1	30%	Pass	
Endrin	S24-Fe0047804	CP	mg/kg	< 0.05	< 0.05	<1	30%	Pass	
Endrin aldehyde	S24-Fe0047804	CP	mg/kg	< 0.05	< 0.05	<1	30%	Pass	
Endrin ketone	S24-Fe0047804	CP	mg/kg	< 0.05	< 0.05	<1	30%	Pass	
g-HCH (Lindane)	S24-Fe0047804	CP	mg/kg	< 0.05	< 0.05	<1	30%	Pass	
Heptachlor	S24-Fe0047804	CP	mg/kg	< 0.05	< 0.05	<1	30%	Pass	
Heptachlor epoxide	S24-Fe0047804	CP	mg/kg	< 0.05	< 0.05	<1	30%	Pass	
Hexachlorobenzene	S24-Fe0047804	CP	mg/kg	< 0.05	< 0.05	<1	30%	Pass	
Methoxychlor	S24-Fe0047804	CP	mg/kg	< 0.05	< 0.05	<1	30%	Pass	
Toxaphene	S24-Fe0047804	CP	mg/kg	< 0.5	< 0.5	<1	30%	Pass	

Duplicate									
Polychlorinated Biphenyls				Result 1	Result 2	RPD			
Aroclor-1016	S24-Fe0047804	CP	mg/kg	< 0.1	< 0.1	<1	30%	Pass	
Aroclor-1221	S24-Fe0047804	CP	mg/kg	< 0.1	< 0.1	<1	30%	Pass	
Aroclor-1232	S24-Fe0047804	CP	mg/kg	< 0.1	< 0.1	<1	30%	Pass	
Aroclor-1242	S24-Fe0047804	CP	mg/kg	< 0.1	< 0.1	<1	30%	Pass	
Aroclor-1248	S24-Fe0047804	CP	mg/kg	< 0.1	< 0.1	<1	30%	Pass	
Aroclor-1254	S24-Fe0047804	CP	mg/kg	< 0.1	< 0.1	<1	30%	Pass	
Aroclor-1260	S24-Fe0047804	CP	mg/kg	< 0.1	< 0.1	<1	30%	Pass	
Total PCB*	S24-Fe0047804	CP	mg/kg	< 0.1	< 0.1	<1	30%	Pass	
Duplicate									
Semivolatile Organics				Result 1	Result 2	RPD			
2-Methyl-4.6-dinitrophenol	S24-Fe0047804	CP	mg/kg	< 5	< 5	<1	30%	Pass	
1-Chloronaphthalene	S24-Fe0047804	CP	mg/kg	< 0.5	< 0.5	<1	30%	Pass	
1-Naphthylamine	S24-Fe0047804	CP	mg/kg	< 0.5	< 0.5	<1	30%	Pass	
1.2-Dichlorobenzene	S24-Fe0047804	CP	mg/kg	< 0.5	< 0.5	<1	30%	Pass	
1.2.3-Trichlorobenzene	S24-Fe0047804	CP	mg/kg	< 0.5	< 0.5	<1	30%	Pass	
1.2.3.4-Tetrachlorobenzene	S24-Fe0047804	CP	mg/kg	< 0.5	< 0.5	<1	30%	Pass	
1.2.3.5-Tetrachlorobenzene	S24-Fe0047804	CP	mg/kg	< 0.5	< 0.5	<1	30%	Pass	
1.2.4-Trichlorobenzene	S24-Fe0047804	CP	mg/kg	< 0.5	< 0.5	<1	30%	Pass	
1.2.4.5-Tetrachlorobenzene	S24-Fe0047804	CP	mg/kg	< 0.5	< 0.5	<1	30%	Pass	
1.3-Dichlorobenzene	S24-Fe0047804	CP	mg/kg	< 0.5	< 0.5	<1	30%	Pass	
1.3.5-Trichlorobenzene	S24-Fe0047804	CP	mg/kg	< 0.5	< 0.5	<1	30%	Pass	
1.4-Dichlorobenzene	S24-Fe0047804	CP	mg/kg	< 0.5	< 0.5	<1	30%	Pass	
2-Chloronaphthalene	S24-Fe0047804	CP	mg/kg	< 0.5	< 0.5	<1	30%	Pass	
2-Chlorophenol	S24-Fe0047804	CP	mg/kg	< 0.5	< 0.5	<1	30%	Pass	
2-Methylnaphthalene	S24-Fe0047804	CP	mg/kg	< 0.5	< 0.5	<1	30%	Pass	
2-Methylphenol (o-Cresol)	S24-Fe0047804	CP	mg/kg	< 0.2	< 0.2	<1	30%	Pass	
2-Naphthylamine	S24-Fe0047804	CP	mg/kg	< 0.5	< 0.5	<1	30%	Pass	
2-Nitroaniline	S24-Fe0047804	CP	mg/kg	< 1	< 1	<1	30%	Pass	
2-Nitrophenol	S24-Fe0047804	CP	mg/kg	< 1	< 1	<1	30%	Pass	
2-Picoline	S24-Fe0047804	CP	mg/kg	< 0.5	< 0.5	<1	30%	Pass	
2.3.4.6-Tetrachlorophenol	S24-Fe0047804	CP	mg/kg	< 0.5	< 0.5	<1	30%	Pass	
2.4-Dichlorophenol	S24-Fe0047804	CP	mg/kg	< 0.5	< 0.5	<1	30%	Pass	
2.4-Dimethylphenol	S24-Fe0047804	CP	mg/kg	< 0.5	< 0.5	<1	30%	Pass	
2.4-Dinitrophenol	S24-Fe0047804	CP	mg/kg	< 5	< 5	<1	30%	Pass	
2.4-Dinitrotoluene	S24-Fe0047804	CP	mg/kg	< 0.5	< 0.5	<1	30%	Pass	
2.4.5-Trichlorophenol	S24-Fe0047804	CP	mg/kg	< 1	< 1	<1	30%	Pass	
2.4.6-Trichlorophenol	S24-Fe0047804	CP	mg/kg	< 1	< 1	<1	30%	Pass	
2.6-Dichlorophenol	S24-Fe0047804	CP	mg/kg	< 0.5	< 0.5	<1	30%	Pass	
2.6-Dinitrotoluene	S24-Fe0047804	CP	mg/kg	< 1	< 1	<1	30%	Pass	
3&4-Methylphenol (m&p-Cresol)	S24-Fe0047804	CP	mg/kg	< 0.4	< 0.4	<1	30%	Pass	
3-Methylcholanthrene	S24-Fe0047804	CP	mg/kg	< 0.5	< 0.5	<1	30%	Pass	
3.3'-Dichlorobenzidine	S24-Fe0047804	CP	mg/kg	< 0.5	< 0.5	<1	30%	Pass	
4-Aminobiphenyl	S24-Fe0047804	CP	mg/kg	< 0.5	< 0.5	<1	30%	Pass	
4-Chloro-3-methylphenol	S24-Fe0047804	CP	mg/kg	< 1	< 1	<1	30%	Pass	
4-Nitrophenol	S24-Fe0047804	CP	mg/kg	< 5	< 5	<1	30%	Pass	
4.4'-DDD	S24-Fe0047804	CP	mg/kg	< 0.5	< 0.5	<1	30%	Pass	
4.4'-DDE	S24-Fe0047804	CP	mg/kg	< 0.5	< 0.5	<1	30%	Pass	
4.4'-DDT	S24-Fe0047804	CP	mg/kg	< 1	< 1	<1	30%	Pass	
7.12-Dimethylbenz(a)anthracene	S24-Fe0047804	CP	mg/kg	< 0.5	< 0.5	<1	30%	Pass	
a-HCH	S24-Fe0047804	CP	mg/kg	< 0.5	< 0.5	<1	30%	Pass	
Acetophenone	S24-Fe0047804	CP	mg/kg	< 0.5	< 0.5	<1	30%	Pass	
Aldrin	S24-Fe0047804	CP	mg/kg	< 0.5	< 0.5	<1	30%	Pass	
Aniline	S24-Fe0047804	CP	mg/kg	< 0.5	< 0.5	<1	30%	Pass	
b-HCH	S24-Fe0047804	CP	mg/kg	< 0.5	< 0.5	<1	30%	Pass	

Duplicate									
Semivolatile Organics				Result 1	Result 2	RPD			
Benzyl chloride	S24-Fe0047804	CP	mg/kg	< 0.5	< 0.5	<1	30%	Pass	
Bis(2-ethylhexyl)phthalate	S24-Fe0047804	CP	mg/kg	< 5	< 5	<1	30%	Pass	
Butyl benzyl phthalate	S24-Fe0047804	CP	mg/kg	< 0.5	< 0.5	<1	30%	Pass	
d-HCH	S24-Fe0047804	CP	mg/kg	< 0.5	< 0.5	<1	30%	Pass	
Di-n-butyl phthalate	S24-Fe0047804	CP	mg/kg	< 0.5	< 0.5	<1	30%	Pass	
Di-n-octyl phthalate	S24-Fe0047804	CP	mg/kg	< 0.5	< 0.5	<1	30%	Pass	
Dibenz(a.j)acridine	S24-Fe0047804	CP	mg/kg	< 0.5	< 0.5	<1	30%	Pass	
Dibenzofuran	S24-Fe0047804	CP	mg/kg	< 0.5	< 0.5	<1	30%	Pass	
Dieldrin	S24-Fe0047804	CP	mg/kg	< 0.5	< 0.5	<1	30%	Pass	
Diethyl phthalate	S24-Fe0047804	CP	mg/kg	< 0.5	< 0.5	<1	30%	Pass	
Dimethyl phthalate	S24-Fe0047804	CP	mg/kg	< 0.5	< 0.5	<1	30%	Pass	
Dimethylaminoazobenzene	S24-Fe0047804	CP	mg/kg	< 0.5	< 0.5	<1	30%	Pass	
Diphenylamine	S24-Fe0047804	CP	mg/kg	< 0.5	< 0.5	<1	30%	Pass	
Endosulfan I	S24-Fe0047804	CP	mg/kg	< 0.5	< 0.5	<1	30%	Pass	
Endosulfan II	S24-Fe0047804	CP	mg/kg	< 0.5	< 0.5	<1	30%	Pass	
Endosulfan sulphate	S24-Fe0047804	CP	mg/kg	< 0.5	< 0.5	<1	30%	Pass	
Endrin	S24-Fe0047804	CP	mg/kg	< 0.5	< 0.5	<1	30%	Pass	
Endrin aldehyde	S24-Fe0047804	CP	mg/kg	< 0.5	< 0.5	<1	30%	Pass	
Endrin ketone	S24-Fe0047804	CP	mg/kg	< 0.5	< 0.5	<1	30%	Pass	
g-HCH (Lindane)	S24-Fe0047804	CP	mg/kg	< 0.5	< 0.5	<1	30%	Pass	
Heptachlor	S24-Fe0047804	CP	mg/kg	< 0.5	< 0.5	<1	30%	Pass	
Heptachlor epoxide	S24-Fe0047804	CP	mg/kg	< 0.5	< 0.5	<1	30%	Pass	
Hexachlorobenzene	S24-Fe0047804	CP	mg/kg	< 0.5	< 0.5	<1	30%	Pass	
Hexachlorobutadiene	S24-Fe0047804	CP	mg/kg	< 0.5	< 0.5	<1	30%	Pass	
Hexachlorocyclopentadiene	S24-Fe0047804	CP	mg/kg	< 1	< 1	<1	30%	Pass	
Hexachloroethane	S24-Fe0047804	CP	mg/kg	< 0.5	< 0.5	<1	30%	Pass	
Methoxychlor	S24-Fe0047804	CP	mg/kg	< 0.5	< 0.5	<1	30%	Pass	
N-Nitrosodibutylamine	S24-Fe0047804	CP	mg/kg	< 0.5	< 0.5	<1	30%	Pass	
N-Nitrosodipropylamine	S24-Fe0047804	CP	mg/kg	< 0.5	< 0.5	<1	30%	Pass	
N-Nitrosopiperidine	S24-Fe0047804	CP	mg/kg	< 0.5	< 0.5	<1	30%	Pass	
Nitrobenzene	S24-Fe0047804	CP	mg/kg	< 0.5	< 0.5	<1	30%	Pass	
Pentachlorobenzene	S24-Fe0047804	CP	mg/kg	< 0.5	< 0.5	<1	30%	Pass	
Pentachloronitrobenzene	S24-Fe0047804	CP	mg/kg	< 0.5	< 0.5	<1	30%	Pass	
Pentachlorophenol	S24-Fe0047804	CP	mg/kg	< 1	< 1	<1	30%	Pass	
Phenol	S24-Fe0047804	CP	mg/kg	< 0.5	< 0.5	<1	30%	Pass	
Pronamide	S24-Fe0047804	CP	mg/kg	< 0.5	< 0.5	<1	30%	Pass	
Trifluralin	S24-Fe0047804	CP	mg/kg	< 0.5	< 0.5	<1	30%	Pass	
Duplicate									
Haloethers				Result 1	Result 2	RPD			
4-Bromophenyl phenyl ether	S24-Fe0047804	CP	mg/kg	< 0.5	< 0.5	<1	30%	Pass	
Bis(2-chloroethoxy)methane	S24-Fe0047804	CP	mg/kg	< 0.5	< 0.5	<1	30%	Pass	
Bis(2-chloroisopropyl)ether	S24-Fe0047804	CP	mg/kg	< 0.5	< 0.5	<1	30%	Pass	
Duplicate									
Total Recoverable Hydrocarbons				Result 1	Result 2	RPD			
TRH C10-C14	S24-Fe0047809	CP	mg/kg	< 20	< 20	<1	30%	Pass	
TRH C15-C28	S24-Fe0047809	CP	mg/kg	< 50	< 50	<1	30%	Pass	
TRH C29-C36	S24-Fe0047809	CP	mg/kg	< 50	< 50	<1	30%	Pass	
TRH >C10-C16	S24-Fe0047809	CP	mg/kg	< 50	< 50	<1	30%	Pass	
TRH >C16-C34	S24-Fe0047809	CP	mg/kg	< 100	< 100	<1	30%	Pass	
TRH >C34-C40	S24-Fe0047809	CP	mg/kg	< 100	< 100	<1	30%	Pass	

Duplicate									
Polycyclic Aromatic Hydrocarbons				Result 1	Result 2	RPD			
Acenaphthene	S24-Fe0047809	CP	mg/kg	< 0.5	< 0.5	<1	30%	Pass	
Acenaphthylene	S24-Fe0047809	CP	mg/kg	< 0.5	< 0.5	<1	30%	Pass	
Anthracene	S24-Fe0047809	CP	mg/kg	< 0.5	< 0.5	<1	30%	Pass	
Benz(a)anthracene	S24-Fe0047809	CP	mg/kg	< 0.5	< 0.5	<1	30%	Pass	
Benzo(a)pyrene	S24-Fe0047809	CP	mg/kg	< 0.5	< 0.5	<1	30%	Pass	
Benzo(b&j)fluoranthene	S24-Fe0047809	CP	mg/kg	< 0.5	< 0.5	<1	30%	Pass	
Benzo(g.h.i)perylene	S24-Fe0047809	CP	mg/kg	< 0.5	< 0.5	<1	30%	Pass	
Benzo(k)fluoranthene	S24-Fe0047809	CP	mg/kg	< 0.5	< 0.5	<1	30%	Pass	
Chrysene	S24-Fe0047809	CP	mg/kg	< 0.5	< 0.5	<1	30%	Pass	
Dibenz(a.h)anthracene	S24-Fe0047809	CP	mg/kg	< 0.5	< 0.5	<1	30%	Pass	
Fluoranthene	S24-Fe0047809	CP	mg/kg	< 0.5	< 0.5	<1	30%	Pass	
Fluorene	S24-Fe0047809	CP	mg/kg	< 0.5	< 0.5	<1	30%	Pass	
Indeno(1.2.3-cd)pyrene	S24-Fe0047809	CP	mg/kg	< 0.5	< 0.5	<1	30%	Pass	
Naphthalene	S24-Fe0047809	CP	mg/kg	< 0.5	< 0.5	<1	30%	Pass	
Phenanthrene	S24-Fe0047809	CP	mg/kg	< 0.5	< 0.5	<1	30%	Pass	
Pyrene	S24-Fe0047809	CP	mg/kg	< 0.5	< 0.5	<1	30%	Pass	
Duplicate									
Organochlorine Pesticides				Result 1	Result 2	RPD			
Chlordanes - Total	S24-Fe0047809	CP	mg/kg	< 0.1	< 0.1	<1	30%	Pass	
4.4'-DDD	S24-Fe0047809	CP	mg/kg	< 0.05	< 0.05	<1	30%	Pass	
4.4'-DDE	S24-Fe0047809	CP	mg/kg	< 0.05	< 0.05	<1	30%	Pass	
4.4'-DDT	S24-Fe0047809	CP	mg/kg	< 0.05	< 0.05	<1	30%	Pass	
a-HCH	S24-Fe0047809	CP	mg/kg	< 0.05	< 0.05	<1	30%	Pass	
Aldrin	S24-Fe0047809	CP	mg/kg	< 0.05	< 0.05	<1	30%	Pass	
b-HCH	S24-Fe0047809	CP	mg/kg	< 0.05	< 0.05	<1	30%	Pass	
d-HCH	S24-Fe0047809	CP	mg/kg	< 0.05	< 0.05	<1	30%	Pass	
Dieldrin	S24-Fe0047809	CP	mg/kg	< 0.05	< 0.05	<1	30%	Pass	
Endosulfan I	S24-Fe0047809	CP	mg/kg	< 0.05	< 0.05	<1	30%	Pass	
Endosulfan II	S24-Fe0047809	CP	mg/kg	< 0.05	< 0.05	<1	30%	Pass	
Endosulfan sulphate	S24-Fe0047809	CP	mg/kg	< 0.05	< 0.05	<1	30%	Pass	
Endrin	S24-Fe0047809	CP	mg/kg	< 0.05	< 0.05	<1	30%	Pass	
Endrin aldehyde	S24-Fe0047809	CP	mg/kg	< 0.05	< 0.05	<1	30%	Pass	
Endrin ketone	S24-Fe0047809	CP	mg/kg	< 0.05	< 0.05	<1	30%	Pass	
g-HCH (Lindane)	S24-Fe0047809	CP	mg/kg	< 0.05	< 0.05	<1	30%	Pass	
Heptachlor	S24-Fe0047809	CP	mg/kg	< 0.05	< 0.05	<1	30%	Pass	
Heptachlor epoxide	S24-Fe0047809	CP	mg/kg	< 0.05	< 0.05	<1	30%	Pass	
Hexachlorobenzene	S24-Fe0047809	CP	mg/kg	< 0.05	< 0.05	<1	30%	Pass	
Methoxychlor	S24-Fe0047809	CP	mg/kg	< 0.05	< 0.05	<1	30%	Pass	
Duplicate									
Polychlorinated Biphenyls				Result 1	Result 2	RPD			
Aroclor-1016	S24-Fe0047809	CP	mg/kg	< 0.1	< 0.1	<1	30%	Pass	
Aroclor-1221	S24-Fe0047809	CP	mg/kg	< 0.1	< 0.1	<1	30%	Pass	
Aroclor-1232	S24-Fe0047809	CP	mg/kg	< 0.1	< 0.1	<1	30%	Pass	
Aroclor-1242	S24-Fe0047809	CP	mg/kg	< 0.1	< 0.1	<1	30%	Pass	
Aroclor-1248	S24-Fe0047809	CP	mg/kg	< 0.1	< 0.1	<1	30%	Pass	
Aroclor-1254	S24-Fe0047809	CP	mg/kg	< 0.1	< 0.1	<1	30%	Pass	
Aroclor-1260	S24-Fe0047809	CP	mg/kg	< 0.1	< 0.1	<1	30%	Pass	
Total PCB*	S24-Fe0047809	CP	mg/kg	< 0.1	< 0.1	<1	30%	Pass	
Duplicate									
Heavy Metals				Result 1	Result 2	RPD			
Arsenic	S24-Fe0047810	CP	mg/kg	8.4	7.8	7.2	30%	Pass	
Chromium	S24-Fe0047810	CP	mg/kg	10	12	15	30%	Pass	
Copper	S24-Fe0047810	CP	mg/kg	9.4	9.7	2.3	30%	Pass	
Lead	S24-Fe0047810	CP	mg/kg	8.0	9.3	15	30%	Pass	

Duplicate									
Heavy Metals				Result 1	Result 2	RPD			
Mercury	S24-Fe0047810	CP	mg/kg	< 0.1	< 0.1	<1	30%	Pass	
Nickel	S24-Fe0047810	CP	mg/kg	< 5	< 5	<1	30%	Pass	
Zinc	S24-Fe0047810	CP	mg/kg	< 5	< 5	<1	30%	Pass	
Duplicate									
Sample Properties				Result 1	Result 2	RPD			
% Moisture	S24-Fe0047813	CP	%	7.2	7.0	2.5	30%	Pass	
Duplicate									
Heavy Metals				Result 1	Result 2	RPD			
Arsenic	S24-Fe0047816	CP	mg/kg	8.8	8.7	1.3	30%	Pass	
Cadmium	S24-Fe0047816	CP	mg/kg	< 0.4	< 0.4	<1	30%	Pass	
Chromium	S24-Fe0047816	CP	mg/kg	12	13	1.4	30%	Pass	
Copper	S24-Fe0047816	CP	mg/kg	11	11	<1	30%	Pass	
Lead	S24-Fe0047816	CP	mg/kg	10	10	1.4	30%	Pass	
Mercury	S24-Fe0047816	CP	mg/kg	< 0.1	< 0.1	<1	30%	Pass	
Nickel	S24-Fe0047816	CP	mg/kg	< 5	< 5	<1	30%	Pass	
Zinc	S24-Fe0047816	CP	mg/kg	11	11	<1	30%	Pass	

Comments

This report has been revised (V2) to correct sample name (S24-Fe0047794) to (S24-Fe0047805), (S24-Fe0047807) to (S24-Fe0047816), (S24-Fe0047826) to (S24-Fe0047855), (S24-Fe0048086) to (S24-Fe004087)

Sample Integrity

Custody Seals Intact (if used)	N/A
Attempt to Chill was evident	Yes
Sample correctly preserved	Yes
Appropriate sample containers have been used	Yes
Sample containers for volatile analysis received with minimal headspace	Yes
Samples received within HoldingTime	Yes
Some samples have been subcontracted	No

Qualifier Codes/Comments

Code	Description
N01	F2 is determined by arithmetically subtracting the "naphthalene" value from the ">C10-C16" value. The naphthalene value used in this calculation is obtained from volatiles (Purge & Trap analysis).
N02	Where we have reported both volatile (P&T GCMS) and semivolatile (GCMS) naphthalene data, results may not be identical. Provided correct sample handling protocols have been followed, any observed differences in results are likely to be due to procedural differences within each methodology. Results determined by both techniques have passed all QAQC acceptance criteria, and are entirely technically valid.
N04	F1 is determined by arithmetically subtracting the "Total BTEX" value from the "C6-C10" value. The "Total BTEX" value is obtained by summing the concentrations of BTEX analytes. The "C6-C10" value is obtained by quantitating against a standard of mixed aromatic/aliphatic analytes.
N07	Please note:- These two PAH isomers closely co-elute using the most contemporary analytical methods and both the reported concentration (and the TEQ) apply specifically to the total of the two co-eluting PAHs
N11	Isotope dilution is used for calibration of each native compound for which an exact labelled analogue is available (Isotope Dilution Quantitation). The isotopically labelled analogues allow identification and recovery correction of the concentration of the associated native PFAS compounds.
N15	Where the native PFAS compound does not have labelled analogue then the quantification is made using the Extracted Internal Standard Analyte with the closest retention time to the analyte and no recovery correction has been made (Internal Standard Quantitation).
Q15	The RPD reported passes Eurofins Environment Testing's QC - Acceptance Criteria as defined in the Internal Quality Control Review and Glossary page of this report.
S05	Field Screen uses the following fizz rating to classify the rate the samples reacted to the peroxide: 1.0; No reaction to slight. 2.0; Moderate reaction. 3.0; Strong reaction with persistent froth. 4.0; Extreme reaction.

Authorised by:

Nileshni Goundar	Analytical Services Manager
Fang Yee Tan	Senior Analyst-Metal
Mickael Ros	Senior Analyst-Metal
Roopesh Rangarajan	Senior Analyst-Organic
Roopesh Rangarajan	Senior Analyst-Volatile
Sayeed Abu	Senior Analyst-Asbestos



Glenn Jackson
Managing Director

Final Report – this report replaces any previously issued Report

- Indicates Not Requested

* Indicates NATA accreditation does not cover the performance of this service

Measurement uncertainty of test data is available on request or please click here.

Eurofins shall not be liable for loss, cost, damages or expenses incurred by the client, or any other person or company, resulting from the use of any information or interpretation given in this report. In no case shall Eurofins be liable for consequential damages including, but not limited to, lost profits, damages for failure to meet deadlines and lost production arising from this report. This document shall not be reproduced except in full and relates only to the items tested. Unless indicated otherwise, the tests were performed on the samples as received.

1071334 1070 24

senversa

Chain of Custody Documentation

Senversa Pty Ltd
www.senversa.com.au
ABN 89 132 231 380

Laboratory: mgt/Eurofins NSW
Address:
Contact: Sample Receipt
Phone:

Job Number:	S21182	**Purchase Order:**	
Project Name:	Tactical Smithfield	**Quote No:**	
Sampled By:	Rowan Faint	**Turn Around Time:**	Standard
Project Manager:	Julia Nicholson	**Page:**	1 of 1
Email Report To:	rowan.faint@senversa.com.au julia.nicholson@senversa.com.au	**Phone/Mobile:**	0420218472

Sample Information					Container Information		Analysis Required											
Lab ID	**Sample ID**	**Matrix ***	**Date**	**Time**	**Type / Code**	**Total Bottles**	TRH	BTEX	PAHs (low levels)	8 Heavy metals	VOCs	PFAS					HOLD	Comments: e.g. Highly contaminated sample; hazardous materials present; trace LORs etc.
	MW04	Water	2/21/2024			5	X	X	X	X	X	X						
	MW05	Water	2/21/2024			5	X	X	X	X	X	X						
	MW06	Water	2/21/2024			5	X	X	X	X	X	X						
	MW08	Water	2/21/2024			5	X	X	X	X	X	X						
	MW09	Water	2/21/2024			5	X	X	X	X	X	X						
	QC100	Water	2/21/2024			5	X	X	X	X	X	X						
	QC200	Water	2/21/2024			5	X	X	X	X	X	X						SEND TO ENVIROLAB
	QC300	Water	2/21/2024			5	X	X	X	X	X	X						
	QC301	Water	2/21/2024			1						X						
	QC400	Water	2/21/2024			2	X	X										
	QC401	Water	2/21/2024			1						X						
	QC500	Water	2/21/2024			2	X	X										
Total						46												

Sampler: I attest that proper field sampling procedures in accordance with Senversa standard procedures and/or project specifications were used during the collection of these samples:

Sampler Name: Rowan Faint **Signature:** RFaint **Date:** 2/21/2024

Relinquished By:			**Method of Shipment (if applicable):**	**Received by:**	
Name/Signature:	Rowan Faint RFaint	Date: 21/2/24	Carrier / Reference #:	Name/Signature:	Date: 21/2/24
Of:		Time: 3:30 PM	Date/Time:	Of:	Time: 3:30
Name/Signature:		Date:	Carrier / Reference #:	Name/Signature:	Date:
Of:		Time:	Date/Time:	Of:	Time:
Name/Signature:		Date:	Carrier / Reference #:	Name/Signature:	Date:
Of:		Time:	Date/Time:	Of:	Time:

Water Container Codes: P = Unpreserved Plastic; N = Nitric Acid (HNO_3) Preserved Plastic; ORC = Nitric Preserved ORC; SH = Sodium Hydroxide (NaOH)/Cadmium (Cd) Preserved; S = Sodium Hydroxide Preserved Plastic; STH = Sodium thiosulfate preserved plastic; V = VOA Vial Hydochloric Acid (HCl) Preserved; VS = VOA Vial Sulphuric Preserved; VSA = Sulphuric Preserved Amber Glass; H = HCl Preserved Plastic; HS = HCl Preserved Speciation Bottle; SP = Sulphuric Preserved Plastic; F = Formaldehyde Preserved Glass; Z = Zinc Acetate Preserved Bottle; E = EDTA Preserved Bottles; ST = Sterile Bottle; UA = Unpreserved Amber Glass; L=Lugol's iodine preserved white plastic bottle; SW= sulfuric acid preserved wide mouth glass jar

Completed by: _____
Checked by: _____

eurofins | Environment Testing

www.eurofins.com.au EnviroSales@eurofins.com

Eurofins Environment Testing Australia Pty Ltd

ABN: 50 005 085 521

Melbourne	Geelong	Sydney	Canberra	Brisbane	Newcastle
6 Monterey Road	19/8 Lewalan Street	179 Magowar Road	Unit 1,2 Dacre Street	1/21 Smallwood Place	1/2 Frost Drive
Dandenong South	Grovedale	Girraween	Mitchell	Murarrie	Mayfield West
VIC 3175	VIC 3216	NSW 2145	ACT 2911	QLD 4172	NSW 2304
+61 3 8564 5000	+61 3 8564 5000	+61 2 9900 8400	+61 2 6113 8091	T: +61 7 3902 4600	+61 2 4968 8448
NATA# 1261	NATA# 1261	NATA# 1261	NATA# 1261	NATA# 1261	NATA# 1261
Site# 1254	Site# 25403	Site# 18217	Site# 25466	Site# 20794	Site# 25079 & 25289

Eurofins ARL Pty Ltd

ABN: 91 05 0159 898

Perth
46-48 Banksia Road
Welshpool
WA 6106
+61 8 6253 4444
NATA# 2377
Site# 2370

Eurofins Environment Testing NZ Ltd

NZBN: 9429046024954

Auckland	Auckland (Asb)	Christchurch	Tauranga
35 O'Rorke Road	Unit C1/4 Pacific Rise,	43 Detroit Drive	1277 Cameron Road,
Penrose,	Mount Wellington,	Rolleston,	Gate Pa,
Auckland 1061	Auckland 1061	Christchurch 7675	Tauranga 3112
+64 9 526 4551	+64 9 525 0568	+64 3 343 5201	+64 9 525 0568
IANZ# 1327	IANZ# 1308	IANZ# 1290	IANZ# 1402

Sample Receipt Advice

Company name:	Senversa Pty Ltd NSW
Contact name:	Julia Nicholson
Project name:	TACTICAL SMITHFIELD
Project ID:	S21182
Turnaround time:	5 Day
Date/Time received	Feb 21, 2024 3:30 PM
Eurofins reference	1071334

Sample Information

✓	A detailed list of analytes logged into our LIMS, is included in the attached summary table.
✓	All samples have been received as described on the above COC.
✓	COC has been completed correctly.
✓	Attempt to chill was evident.
✓	Appropriately preserved sample containers have been used.
✓	All samples were received in good condition.
✓	Samples have been provided with adequate time to commence analysis in accordance with the relevant holding times.
✓	Appropriate sample containers have been used.
✓	Sample containers for volatile analysis received with zero headspace.
✓	Split sample sent to requested external lab.
✗	Some samples have been subcontracted.
N/A	Custody Seals intact (if used).

Notes

QC200 forwarded to Envirolab.

Contact

If you have any questions with respect to these samples, please contact your Analytical Services Manager:

Adam Bateup on phone : or by email: AdamBateup@eurofins.com

Results will be delivered electronically via email to Julia Nicholson - julia.nicholson@senversa.com.au.

Note: A copy of these results will also be delivered to the general Senversa Pty Ltd NSW email address.

eurofins

web: www.eurofins.com.au
email: EnviroSales@eurofins.com

Eurofins Environment Testing Australia Pty Ltd
ABN: 50 005 085 521

Melbourne	Geelong	Sydney	Canberra	Brisbane	Newcastle
6 Monterey Road	19/8 Lewalan Street	179 Magowar Road	Unit 1,2 Dacre Street	1/21 Smallwood Place	1/2 Frost Drive
Dandenong South	Grovedale	Girraween	Mitchell	Murarrie	Mayfield West
VIC 3175	VIC 3216	NSW 2145	ACT 2911	QLD 4172	NSW 2304
+61 3 8564 5000	+61 3 8564 5000	+61 2 9900 8400	+61 2 6113 8091	T: +61 7 3902 4600	+61 2 4968 8448
NATA# 1261	NATA# 1261	NATA# 1261	NATA# 1261	NATA# 1261	NATA# 1261
Site# 1254	Site# 25403	Site# 18217	Site# 25466	Site# 20794	Site# 25079 & 25289

Eurofins ARL Pty Ltd
ABN: 91 05 0159 898

Perth
46-48 Banksia Road
Welshpool
WA 6106
+61 8 6253 4444
NATA# 2377
Site# 2370

Eurofins Environment Testing NZ Ltd
NZBN: 9429046024954

Auckland	Auckland (Asb)	Christchurch	Tauranga
35 O'Rorke Road	Unit C1/4 Pacific Rise,	43 Detroit Drive	1277 Cameron Road,
Penrose,	Mount Wellington,	Rolleston,	Gate Pa,
Auckland 1061	Auckland 1061	Christchurch 7675	Tauranga 3112
+64 9 526 4551	+64 9 525 0568	+64 3 343 5201	+64 9 525 0568
IANZ# 1327	IANZ# 1308	IANZ# 1290	IANZ# 1402

Company Name: Senversa Pty Ltd NSW
Address: Level 24, 1 Market Street
SYDNEY
NSW 2000

Order No.:
Report #: 1071334
Phone: 02 9994 8016
Fax: 03 9606 0074

Received: Feb 21, 2024 3:30 PM
Due: Feb 28, 2024
Priority: 5 Day
Contact Name: Julia Nicholson

Project Name: TACTICAL SMITHFIELD
Project ID: S21182

Eurofins Analytical Services Manager : Adam Bateup

Sample Detail						Volatile Organics	BTEXN and Volatile TRH	Per- and Polyfluoroalkyl Substances (PFASs)	BTEXN and Volatile TRH	Eurofins Suite B7 (filtered metals/PAH trace level)
Melbourne Laboratory - NATA # 1261 Site # 1254										X
Sydney Laboratory - NATA # 1261 Site # 18217						X	X	X	X	X
External Laboratory										
No	**Sample ID**	**Sample Date**	**Sampling Time**	**Matrix**	**LAB ID**					
1	MW04	Feb 21, 2024		Water	S24-Fe0055231	X		X		X
2	MW05	Feb 21, 2024		Water	S24-Fe0055232	X		X		X
3	MW06	Feb 21, 2024		Water	S24-Fe0055233	X		X		X
4	MW08	Feb 21, 2024		Water	S24-Fe0055234	X		X		X
5	MW09	Feb 21, 2024		Water	S24-Fe0055235	X		X		X
6	QC100	Feb 21, 2024		Water	S24-Fe0055236	X		X		X
7	QC300	Feb 21, 2024		Water	S24-Fe0055237	X		X		X
8	QC301	Feb 21, 2024		Water	S24-Fe0055238			X		
9	QC400	Feb 21, 2024		Water	S24-Fe0055239		X			
10	QC401	Feb 21, 2024		Water	S24-Fe0055240			X		
11	QC500	Feb 21, 2024		Water	S24-Fe0055241				X	
Test Counts						7	1	9	1	7

Senversa Pty Ltd NSW
Level 24, 1 Market Street
SYDNEY
NSW 2000

NATA Accredited
Accreditation Number 1261
Site Number 18217

Accredited for compliance with ISO/IEC 17025 – Testing
NATA is a signatory to the ILAC Mutual Recognition Arrangement for the mutual recognition of the equivalence of testing, medical testing, calibration, inspection, proficiency testing scheme providers and reference materials producers reports and certificates.

Attention: **Julia Nicholson**

Report **1071334-W**
Project name TACTICAL SMITHFIELD
Project ID S21182
Received Date Feb 21, 2024

Client Sample ID			**MW04**	**MW05**	**MW06**	**MW08**
Sample Matrix			**Water**	**Water**	**Water**	**Water**
Eurofins Sample No.			**S24-Fe0055231**	**S24-Fe0055232**	**S24-Fe0055233**	**S24-Fe0055234**
Date Sampled			**Feb 21, 2024**	**Feb 21, 2024**	**Feb 21, 2024**	**Feb 21, 2024**
Test/Reference	LOR	Unit				
Total Recoverable Hydrocarbons						
TRH C6-C9	0.02	mg/L	< 0.02	< 0.02	< 0.02	< 0.02
TRH C10-C14	0.05	mg/L	< 0.05	0.16	< 0.05	< 0.05
TRH C15-C28	0.1	mg/L	< 0.1	< 0.1	< 0.1	< 0.1
TRH C29-C36	0.1	mg/L	< 0.1	< 0.1	< 0.1	< 0.1
TRH C10-C36 (Total)	0.1	mg/L	< 0.1	0.16	< 0.1	< 0.1
TRH C6-C10	0.02	mg/L	< 0.02	< 0.02	< 0.02	< 0.02
TRH C6-C10 less BTEX (F1)[N04]	0.02	mg/L	< 0.02	< 0.02	< 0.02	< 0.02
TRH >C10-C16	0.05	mg/L	< 0.05	0.14	< 0.05	< 0.05
TRH >C10-C16 less Naphthalene (F2)[N01]	0.05	mg/L	< 0.05	0.14	< 0.05	< 0.05
TRH >C16-C34	0.1	mg/L	< 0.1	0.1	< 0.1	< 0.1
TRH >C34-C40	0.1	mg/L	< 0.1	< 0.1	< 0.1	< 0.1
TRH >C10-C40 (total)*	0.1	mg/L	< 0.1	0.24	< 0.1	< 0.1
BTEX						
Benzene	0.001	mg/L	< 0.001	< 0.001	< 0.001	< 0.001
Toluene	0.001	mg/L	0.002	< 0.001	< 0.001	< 0.001
Ethylbenzene	0.001	mg/L	< 0.001	< 0.001	< 0.001	< 0.001
m&p-Xylenes	0.002	mg/L	< 0.002	< 0.002	< 0.002	< 0.002
o-Xylene	0.001	mg/L	< 0.001	< 0.001	< 0.001	< 0.001
Xylenes - Total*	0.003	mg/L	< 0.003	< 0.003	< 0.003	< 0.003
4-Bromofluorobenzene (surr.)	1	%	84	85	84	85
Volatile Organics						
1.1-Dichloroethane	0.001	mg/L	< 0.001	< 0.001	< 0.001	< 0.001
1.1-Dichloroethene	0.001	mg/L	< 0.001	< 0.001	< 0.001	< 0.001
1.1.1-Trichloroethane	0.001	mg/L	< 0.001	< 0.001	< 0.001	< 0.001
1.1.1.2-Tetrachloroethane	0.001	mg/L	< 0.001	< 0.001	< 0.001	< 0.001
1.1.2-Trichloroethane	0.001	mg/L	< 0.001	< 0.001	< 0.001	< 0.001
1.1.2.2-Tetrachloroethane	0.001	mg/L	< 0.001	< 0.001	< 0.001	< 0.001
1.2-Dibromoethane	0.001	mg/L	< 0.001	< 0.001	< 0.001	< 0.001
1.2-Dichlorobenzene	0.001	mg/L	< 0.001	< 0.001	< 0.001	< 0.001
1.2-Dichloroethane	0.001	mg/L	< 0.001	< 0.001	< 0.001	< 0.001
1.2-Dichloropropane	0.001	mg/L	< 0.001	< 0.001	< 0.001	< 0.001
1.2.3-Trichloropropane	0.001	mg/L	< 0.001	< 0.001	< 0.001	< 0.001
1.2.4-Trimethylbenzene	0.001	mg/L	< 0.001	< 0.001	< 0.001	< 0.001
1.3-Dichlorobenzene	0.001	mg/L	< 0.001	< 0.001	< 0.001	< 0.001
1.3-Dichloropropane	0.001	mg/L	< 0.001	< 0.001	< 0.001	< 0.001

Client Sample ID			MW04	MW05	MW06	MW08
Sample Matrix			Water	Water	Water	Water
Eurofins Sample No.			S24-Fe0055231	S24-Fe0055232	S24-Fe0055233	S24-Fe0055234
Date Sampled			Feb 21, 2024	Feb 21, 2024	Feb 21, 2024	Feb 21, 2024
Test/Reference	LOR	Unit				
Volatile Organics						
1.3.5-Trimethylbenzene	0.001	mg/L	< 0.001	< 0.001	< 0.001	< 0.001
1.4-Dichlorobenzene	0.001	mg/L	< 0.001	< 0.001	< 0.001	< 0.001
2-Butanone (MEK)	0.005	mg/L	< 0.005	< 0.005	< 0.005	< 0.005
2-Propanone (Acetone)	0.005	mg/L	< 0.005	0.012	< 0.005	< 0.005
4-Chlorotoluene	0.001	mg/L	< 0.001	< 0.001	< 0.001	< 0.001
4-Methyl-2-pentanone (MIBK)	0.005	mg/L	< 0.005	< 0.005	< 0.005	< 0.005
Allyl chloride	0.001	mg/L	< 0.001	< 0.001	< 0.001	< 0.001
Benzene	0.001	mg/L	< 0.001	< 0.001	< 0.001	< 0.001
Bromobenzene	0.001	mg/L	< 0.001	< 0.001	< 0.001	< 0.001
Bromochloromethane	0.001	mg/L	< 0.001	< 0.001	< 0.001	< 0.001
Bromodichloromethane	0.001	mg/L	< 0.001	< 0.001	< 0.001	< 0.001
Bromoform	0.001	mg/L	< 0.001	< 0.001	< 0.001	< 0.001
Bromomethane	0.005	mg/L	< 0.005	< 0.005	< 0.005	< 0.005
Carbon disulfide	0.001	mg/L	< 0.001	< 0.001	< 0.001	< 0.001
Carbon Tetrachloride	0.001	mg/L	< 0.001	< 0.001	< 0.001	< 0.001
Chlorobenzene	0.001	mg/L	< 0.001	< 0.001	< 0.001	< 0.001
Chloroethane	0.005	mg/L	< 0.005	< 0.005	< 0.005	< 0.005
Chloroform	0.005	mg/L	< 0.005	< 0.005	< 0.005	< 0.005
Chloromethane	0.005	mg/L	< 0.005	< 0.005	< 0.005	< 0.005
cis-1.2-Dichloroethene	0.001	mg/L	< 0.001	< 0.001	< 0.001	< 0.001
cis-1.3-Dichloropropene	0.001	mg/L	< 0.001	< 0.001	< 0.001	< 0.001
Dibromochloromethane	0.001	mg/L	< 0.001	< 0.001	< 0.001	< 0.001
Dibromomethane	0.001	mg/L	< 0.001	< 0.001	< 0.001	< 0.001
Dichlorodifluoromethane	0.005	mg/L	< 0.005	< 0.005	< 0.005	< 0.005
Ethylbenzene	0.001	mg/L	< 0.001	< 0.001	< 0.001	< 0.001
Iodomethane	0.001	mg/L	< 0.001	< 0.001	< 0.001	< 0.001
Isopropyl benzene (Cumene)	0.001	mg/L	< 0.001	< 0.001	< 0.001	< 0.001
m&p-Xylenes	0.002	mg/L	< 0.002	< 0.002	< 0.002	< 0.002
Methylene Chloride	0.005	mg/L	< 0.005	< 0.005	< 0.005	< 0.005
o-Xylene	0.001	mg/L	< 0.001	< 0.001	< 0.001	< 0.001
Styrene	0.001	mg/L	< 0.001	< 0.001	< 0.001	< 0.001
Tetrachloroethene	0.001	mg/L	< 0.001	< 0.001	< 0.001	< 0.001
Toluene	0.001	mg/L	0.002	< 0.001	< 0.001	< 0.001
trans-1.2-Dichloroethene	0.001	mg/L	< 0.001	< 0.001	< 0.001	< 0.001
trans-1.3-Dichloropropene	0.001	mg/L	< 0.001	< 0.001	< 0.001	< 0.001
Trichloroethene	0.001	mg/L	< 0.001	< 0.001	< 0.001	< 0.001
Trichlorofluoromethane	0.005	mg/L	< 0.005	< 0.005	< 0.005	< 0.005
Vinyl chloride	0.005	mg/L	< 0.005	< 0.005	< 0.005	< 0.005
Xylenes - Total*	0.003	mg/L	< 0.003	< 0.003	< 0.003	< 0.003
Total MAH*	0.003	mg/L	< 0.003	< 0.003	< 0.003	< 0.003
Vic EPA IWRG 621 CHC (Total)*	0.005	mg/L	< 0.005	< 0.005	< 0.005	< 0.005
Vic EPA IWRG 621 Other CHC (Total)*	0.005	mg/L	< 0.005	< 0.005	< 0.005	< 0.005
4-Bromofluorobenzene (surr.)	1	%	84	85	84	85
Toluene-d8 (surr.)	1	%	81	81	82	78
Total Recoverable Hydrocarbons - 2013 NEPM Fractions						
Naphthalene[N02]	0.01	mg/L	< 0.01	< 0.01	< 0.01	< 0.01

Client Sample ID			MW04	MW05	MW06	MW08
Sample Matrix			Water	Water	Water	Water
Eurofins Sample No.			S24-Fe0055231	S24-Fe0055232	S24-Fe0055233	S24-Fe0055234
Date Sampled			Feb 21, 2024	Feb 21, 2024	Feb 21, 2024	Feb 21, 2024
Test/Reference	LOR	Unit				
Polycyclic Aromatic Hydrocarbons (Trace level)						
Acenaphthene	0.00001	mg/L	< 0.00003	< 0.00001	< 0.00001	< 0.00001
Acenaphthylene	0.00001	mg/L	< 0.00001	< 0.00001	< 0.00001	< 0.00001
Anthracene	0.00001	mg/L	< 0.00001	< 0.00001	< 0.00001	< 0.00001
Benz(a)anthracene	0.00001	mg/L	< 0.00001	< 0.00001	< 0.00001	< 0.00001
Benzo(a)pyrene - low level	0.00001	mg/L	< 0.00001	< 0.00001	< 0.00001	< 0.00001
Benzo(b&j)fluoranthene	0.00001	mg/L	< 0.00001	< 0.00001	< 0.00001	< 0.00001
Benzo(g.h.i)perylene	0.00001	mg/L	< 0.00001	< 0.00001	< 0.00001	< 0.00001
Benzo(k)fluoranthene	0.00001	mg/L	< 0.00001	< 0.00001	< 0.00001	< 0.00001
Chrysene	0.00001	mg/L	< 0.00001	< 0.00001	< 0.00001	< 0.00001
Dibenz(a.h)anthracene	0.00001	mg/L	< 0.00001	< 0.00001	< 0.00001	< 0.00001
Fluoranthene	0.00001	mg/L	0.00008	0.00040	0.00010	0.00020
Fluorene	0.00001	mg/L	< 0.00003	< 0.00001	< 0.00001	< 0.00001
Indeno(1.2.3-cd)pyrene	0.00001	mg/L	< 0.00001	< 0.00001	< 0.00001	< 0.00001
Naphthalene	0.00001	mg/L	0.00005	< 0.00001	0.00020	< 0.00001
Phenanthrene	0.00001	mg/L	0.00008	0.00020	0.00010	0.00010
Pyrene	0.00001	mg/L	0.00017	0.00090	0.00030	0.00030
Total PAH*	0.00001	mg/L	0.00038	0.0015	0.0007	0.0006
2-Fluorobiphenyl (surr.)	1	%	95	64	92	74
p-Terphenyl-d14 (surr.)	1	%	64	95	64	52
Heavy Metals						
Arsenic (filtered)	0.001	mg/L	< 0.001	0.002	< 0.001	0.027
Cadmium (filtered)	0.0002	mg/L	< 0.0002	< 0.0002	< 0.0002	0.0009
Chromium (filtered)	0.001	mg/L	0.001	< 0.001	< 0.001	< 0.001
Copper (filtered)	0.001	mg/L	< 0.001	< 0.001	< 0.001	< 0.001
Lead (filtered)	0.001	mg/L	< 0.001	< 0.001	< 0.001	< 0.001
Mercury (filtered)	0.0001	mg/L	< 0.0001	< 0.0001	< 0.0001	< 0.0001
Nickel (filtered)	0.001	mg/L	0.006	0.011	0.024	0.023
Zinc (filtered)	0.005	mg/L	0.032	0.013	< 0.005	0.036
Perfluoroalkyl carboxylic acids (PFCAs)						
Perfluorobutanoic acid (PFBA)[N11]	0.05	ug/L	< 0.05	< 0.05	< 0.05	0.06
Perfluoropentanoic acid (PFPeA)[N11]	0.01	ug/L	< 0.01	< 0.01	< 0.01	0.06
Perfluorohexanoic acid (PFHxA)[N11]	0.01	ug/L	< 0.01	< 0.01	< 0.01	0.07
Perfluoroheptanoic acid (PFHpA)[N11]	0.01	ug/L	< 0.01	< 0.01	< 0.01	0.08
Perfluorooctanoic acid (PFOA)[N11]	0.01	ug/L	< 0.01	< 0.01	< 0.01	0.07
Perfluorononanoic acid (PFNA)[N11]	0.01	ug/L	< 0.01	< 0.01	< 0.01	0.07
Perfluorodecanoic acid (PFDA)[N11]	0.01	ug/L	< 0.01	< 0.01	< 0.01	0.06
Perfluoroundecanoic acid (PFUnDA)[N11]	0.01	ug/L	< 0.01	< 0.01	< 0.01	0.07
Perfluorododecanoic acid (PFDoDA)[N11]	0.01	ug/L	< 0.01	< 0.01	< 0.01	0.07
Perfluorotridecanoic acid (PFTrDA)[N15]	0.01	ug/L	< 0.01	< 0.01	< 0.01	0.07
Perfluorotetradecanoic acid (PFTeDA)[N11]	0.01	ug/L	< 0.01	< 0.01	< 0.01	0.07
13C4-PFBA (surr.)	1	%	107	88	93	88
13C5-PFPeA (surr.)	1	%	112	90	94	110
13C5-PFHxA (surr.)	1	%	125	117	99	114
13C4-PFHpA (surr.)	1	%	124	114	97	103
13C8-PFOA (surr.)	1	%	127	105	111	111
13C5-PFNA (surr.)	1	%	114	110	99	104
13C6-PFDA (surr.)	1	%	124	102	105	116
13C2-PFUnDA (surr.)	1	%	114	90	92	105
13C2-PFDoDA (surr.)	1	%	91	83	87	92
13C2-PFTeDA (surr.)	1	%	66	65	56	89

Client Sample ID			MW04	MW05	MW06	MW08
Sample Matrix			Water	Water	Water	Water
Eurofins Sample No.			S24-Fe0055231	S24-Fe0055232	S24-Fe0055233	S24-Fe0055234
Date Sampled			Feb 21, 2024	Feb 21, 2024	Feb 21, 2024	Feb 21, 2024
Test/Reference	LOR	Unit				
Perfluoroalkyl sulfonamido substances						
Perfluorooctane sulfonamide (FOSA)[N11]	0.05	ug/L	< 0.05	< 0.05	< 0.05	0.07
N-methylperfluoro-1-octane sulfonamide (N-MeFOSA)[N11]	0.05	ug/L	< 0.05	< 0.05	< 0.05	0.06
N-ethylperfluoro-1-octane sulfonamide (N-EtFOSA)[N11]	0.05	ug/L	< 0.05	< 0.05	< 0.05	0.08
2-(N-methylperfluoro-1-octane sulfonamido)-ethanol(N-MeFOSE)[N11]	0.05	ug/L	< 0.05	< 0.05	< 0.05	0.07
2-(N-ethylperfluoro-1-octane sulfonamido)-ethanol(N-EtFOSE)[N11]	0.05	ug/L	< 0.05	< 0.05	< 0.05	0.06
N-ethyl-perfluorooctanesulfonamidoacetic acid (N-EtFOSAA)[N11]	0.05	ug/L	< 0.05	< 0.05	< 0.05	0.07
N-methyl-perfluorooctanesulfonamidoacetic acid (N-MeFOSAA)[N11]	0.05	ug/L	< 0.05	< 0.05	< 0.05	0.08
13C8-FOSA (surr.)	1	%	105	90	91	103
D3-N-MeFOSA (surr.)	1	%	93	92	91	100
D5-N-EtFOSA (surr.)	1	%	100	83	104	99
D7-N-MeFOSE (surr.)	1	%	95	78	85	91
D9-N-EtFOSE (surr.)	1	%	88	73	86	96
D5-N-EtFOSAA (surr.)	1	%	108	87	94	98
D3-N-MeFOSAA (surr.)	1	%	103	91	93	87
Perfluoroalkyl sulfonic acids (PFSAs)						
Perfluorobutanesulfonic acid (PFBS)[N11]	0.01	ug/L	< 0.01	0.04	< 0.01	0.07
Perfluorononanesulfonic acid (PFNS)[N15]	0.01	ug/L	< 0.01	< 0.01	< 0.01	0.07
Perfluoropropanesulfonic acid (PFPrS)[N15]	0.01	ug/L	< 0.01	0.02	< 0.01	0.07
Perfluoropentanesulfonic acid (PFPeS)[N15]	0.01	ug/L	< 0.01	0.02	< 0.01	0.07
Perfluorohexanesulfonic acid (PFHxS)[N11]	0.01	ug/L	0.02	0.05	< 0.01	0.07
Perfluoroheptanesulfonic acid (PFHpS)[N15]	0.01	ug/L	< 0.01	< 0.01	< 0.01	0.07
Perfluorooctanesulfonic acid (PFOS)[N11]	0.01	ug/L	< 0.01	< 0.01	< 0.01	0.06
Perfluorodecanesulfonic acid (PFDS)[N15]	0.01	ug/L	< 0.01	< 0.01	< 0.01	0.05
13C3-PFBS (surr.)	1	%	126	113	109	102
18O2-PFHxS (surr.)	1	%	118	98	100	104
13C8-PFOS (surr.)	1	%	111	101	98	106
n:2 Fluorotelomer sulfonic acids (n:2 FTSAs)						
1H.1H.2H.2H-perfluorohexanesulfonic acid (4:2 FTSA)[N11]	0.01	ug/L	< 0.01	< 0.01	< 0.01	0.07
1H.1H.2H.2H-perfluorooctanesulfonic acid(6:2 FTSA)[N11]	0.05	ug/L	< 0.05	< 0.05	< 0.05	0.07
1H.1H.2H.2H-perfluorodecanesulfonic acid (8:2 FTSA)[N11]	0.01	ug/L	< 0.01	< 0.01	< 0.01	0.07
1H.1H.2H.2H-perfluorododecanesulfonic acid (10:2 FTSA)[N11]	0.01	ug/L	< 0.01	< 0.01	< 0.01	0.08
13C2-4:2 FTSA (surr.)	1	%	167	194	126	105
13C2-6:2 FTSA (surr.)	1	%	133	136	83	95
13C2-8:2 FTSA (surr.)	1	%	104	115	92	105
13C2-10:2 FTSA (surr.)	1	%	97	83	71	75
PFASs Summations						
Sum (PFHxS + PFOS)*	0.01	ug/L	0.02	0.05	< 0.01	0.13
Sum of US EPA PFAS (PFOS + PFOA)*	0.01	ug/L	< 0.01	< 0.01	< 0.01	0.13
Sum of enHealth PFAS (PFHxS + PFOS + PFOA)*	0.01	ug/L	0.02	0.05	< 0.01	0.2
Sum of WA DWER PFAS (n=10)*	0.05	ug/L	< 0.05	0.09	< 0.05	0.68
Sum of PFASs (n=30)*	0.1	ug/L	< 0.1	0.13	< 0.1	2.06

Client Sample ID			MW09	QC100	QC300	QC301
Sample Matrix			Water	Water	Water	Water
Eurofins Sample No.			S24-Fe0055235	S24-Fe0055236	S24-Fe0055237	S24-Fe0055238
Date Sampled			Feb 21, 2024	Feb 21, 2024	Feb 21, 2024	Feb 21, 2024
Test/Reference	LOR	Unit				
Total Recoverable Hydrocarbons						
TRH C6-C9	0.02	mg/L	< 0.02	< 0.02	< 0.02	-
TRH C10-C14	0.05	mg/L	< 0.05	< 0.05	< 0.05	-
TRH C15-C28	0.1	mg/L	< 0.1	< 0.1	< 0.1	-
TRH C29-C36	0.1	mg/L	< 0.1	< 0.1	< 0.1	-
TRH C10-C36 (Total)	0.1	mg/L	< 0.1	< 0.1	< 0.1	-
TRH C6-C10	0.02	mg/L	< 0.02	< 0.02	< 0.02	-
TRH C6-C10 less BTEX (F1)[N04]	0.02	mg/L	< 0.02	< 0.02	< 0.02	-
TRH >C10-C16	0.05	mg/L	< 0.05	< 0.05	< 0.05	-
TRH >C10-C16 less Naphthalene (F2)[N01]	0.05	mg/L	< 0.05	< 0.05	< 0.05	-
TRH >C16-C34	0.1	mg/L	< 0.1	< 0.1	< 0.1	-
TRH >C34-C40	0.1	mg/L	< 0.1	< 0.1	< 0.1	-
TRH >C10-C40 (total)*	0.1	mg/L	< 0.1	< 0.1	< 0.1	-
BTEX						
Benzene	0.001	mg/L	< 0.001	< 0.001	< 0.001	-
Toluene	0.001	mg/L	< 0.001	< 0.001	< 0.001	-
Ethylbenzene	0.001	mg/L	< 0.001	< 0.001	< 0.001	-
m&p-Xylenes	0.002	mg/L	< 0.002	< 0.002	< 0.002	-
o-Xylene	0.001	mg/L	< 0.001	< 0.001	< 0.001	-
Xylenes - Total*	0.003	mg/L	< 0.003	< 0.003	< 0.003	-
4-Bromofluorobenzene (surr.)	1	%	81	80	80	-
Volatile Organics						
1.1-Dichloroethane	0.001	mg/L	< 0.001	< 0.001	< 0.001	-
1.1-Dichloroethene	0.001	mg/L	< 0.001	< 0.001	< 0.001	-
1.1.1-Trichloroethane	0.001	mg/L	< 0.001	< 0.001	< 0.001	-
1.1.1.2-Tetrachloroethane	0.001	mg/L	< 0.001	< 0.001	< 0.001	-
1.1.2-Trichloroethane	0.001	mg/L	< 0.001	< 0.001	< 0.001	-
1.1.2.2-Tetrachloroethane	0.001	mg/L	< 0.001	< 0.001	< 0.001	-
1.2-Dibromoethane	0.001	mg/L	< 0.001	< 0.001	< 0.001	-
1.2-Dichlorobenzene	0.001	mg/L	< 0.001	< 0.001	< 0.001	-
1.2-Dichloroethane	0.001	mg/L	< 0.001	< 0.001	< 0.001	-
1.2-Dichloropropane	0.001	mg/L	< 0.001	< 0.001	< 0.001	-
1.2.3-Trichloropropane	0.001	mg/L	< 0.001	< 0.001	< 0.001	-
1.2.4-Trimethylbenzene	0.001	mg/L	< 0.001	< 0.001	< 0.001	-
1.3-Dichlorobenzene	0.001	mg/L	< 0.001	< 0.001	< 0.001	-
1.3-Dichloropropane	0.001	mg/L	< 0.001	< 0.001	< 0.001	-
1.3.5-Trimethylbenzene	0.001	mg/L	< 0.001	< 0.001	< 0.001	-
1.4-Dichlorobenzene	0.001	mg/L	< 0.001	< 0.001	< 0.001	-
2-Butanone (MEK)	0.005	mg/L	< 0.005	< 0.005	< 0.005	-
2-Propanone (Acetone)	0.005	mg/L	< 0.005	< 0.005	< 0.005	-
4-Chlorotoluene	0.001	mg/L	< 0.001	< 0.001	< 0.001	-
4-Methyl-2-pentanone (MIBK)	0.005	mg/L	< 0.005	< 0.005	< 0.005	-
Allyl chloride	0.001	mg/L	< 0.001	< 0.001	< 0.001	-
Benzene	0.001	mg/L	< 0.001	< 0.001	< 0.001	-
Bromobenzene	0.001	mg/L	< 0.001	< 0.001	< 0.001	-
Bromochloromethane	0.001	mg/L	< 0.001	< 0.001	< 0.001	-
Bromodichloromethane	0.001	mg/L	< 0.001	< 0.001	< 0.001	-
Bromoform	0.001	mg/L	< 0.001	< 0.001	< 0.001	-
Bromomethane	0.005	mg/L	< 0.005	< 0.005	< 0.005	-
Carbon disulfide	0.001	mg/L	< 0.001	< 0.001	< 0.001	-

Client Sample ID			MW09	QC100	QC300	QC301
Sample Matrix			Water	Water	Water	Water
Eurofins Sample No.			S24-Fe0055235	S24-Fe0055236	S24-Fe0055237	S24-Fe0055238
Date Sampled			Feb 21, 2024	Feb 21, 2024	Feb 21, 2024	Feb 21, 2024
Test/Reference	LOR	Unit				
Volatile Organics						
Carbon Tetrachloride	0.001	mg/L	< 0.001	< 0.001	< 0.001	-
Chlorobenzene	0.001	mg/L	< 0.001	< 0.001	< 0.001	-
Chloroethane	0.005	mg/L	< 0.005	< 0.005	< 0.005	-
Chloroform	0.005	mg/L	< 0.005	< 0.005	< 0.005	-
Chloromethane	0.005	mg/L	< 0.005	< 0.005	< 0.005	-
cis-1.2-Dichloroethene	0.001	mg/L	< 0.001	< 0.001	< 0.001	-
cis-1.3-Dichloropropene	0.001	mg/L	< 0.001	< 0.001	< 0.001	-
Dibromochloromethane	0.001	mg/L	< 0.001	< 0.001	< 0.001	-
Dibromomethane	0.001	mg/L	< 0.001	< 0.001	< 0.001	-
Dichlorodifluoromethane	0.005	mg/L	< 0.005	< 0.005	< 0.005	-
Ethylbenzene	0.001	mg/L	< 0.001	< 0.001	< 0.001	-
Iodomethane	0.001	mg/L	< 0.001	< 0.001	< 0.001	-
Isopropyl benzene (Cumene)	0.001	mg/L	< 0.001	< 0.001	< 0.001	-
m&p-Xylenes	0.002	mg/L	< 0.002	< 0.002	< 0.002	-
Methylene Chloride	0.005	mg/L	< 0.005	< 0.005	< 0.005	-
o-Xylene	0.001	mg/L	< 0.001	< 0.001	< 0.001	-
Styrene	0.001	mg/L	< 0.001	< 0.001	< 0.001	-
Tetrachloroethene	0.001	mg/L	< 0.001	< 0.001	< 0.001	-
Toluene	0.001	mg/L	< 0.001	< 0.001	< 0.001	-
trans-1.2-Dichloroethene	0.001	mg/L	< 0.001	< 0.001	< 0.001	-
trans-1.3-Dichloropropene	0.001	mg/L	< 0.001	< 0.001	< 0.001	-
Trichloroethene	0.001	mg/L	< 0.001	< 0.001	< 0.001	-
Trichlorofluoromethane	0.005	mg/L	< 0.005	< 0.005	< 0.005	-
Vinyl chloride	0.005	mg/L	< 0.005	< 0.005	< 0.005	-
Xylenes - Total*	0.003	mg/L	< 0.003	< 0.003	< 0.003	-
Total MAH*	0.003	mg/L	< 0.003	< 0.003	< 0.003	-
Vic EPA IWRG 621 CHC (Total)*	0.005	mg/L	< 0.005	< 0.005	< 0.005	-
Vic EPA IWRG 621 Other CHC (Total)*	0.005	mg/L	< 0.005	< 0.005	< 0.005	-
4-Bromofluorobenzene (surr.)	1	%	81	80	80	-
Toluene-d8 (surr.)	1	%	78	76	73	-
Total Recoverable Hydrocarbons - 2013 NEPM Fractions						
Naphthalene[N02]	0.01	mg/L	< 0.01	< 0.01	< 0.01	-
Polycyclic Aromatic Hydrocarbons (Trace level)						
Acenaphthene	0.00001	mg/L	< 0.00001	< 0.00001	< 0.00001	-
Acenaphthylene	0.00001	mg/L	< 0.00001	< 0.00001	< 0.00001	-
Anthracene	0.00001	mg/L	< 0.00001	< 0.00001	< 0.00001	-
Benz(a)anthracene	0.00001	mg/L	< 0.00001	< 0.00001	< 0.00001	-
Benzo(a)pyrene - low level	0.00001	mg/L	< 0.00001	< 0.00001	< 0.00001	-
Benzo(b&j)fluoranthene	0.00001	mg/L	< 0.00001	< 0.00001	< 0.00001	-
Benzo(g.h.i)perylene	0.00001	mg/L	< 0.00001	< 0.00001	< 0.00001	-
Benzo(k)fluoranthene	0.00001	mg/L	< 0.00001	< 0.00001	< 0.00001	-
Chrysene	0.00001	mg/L	< 0.00001	< 0.00001	< 0.00001	-
Dibenz(a.h)anthracene	0.00001	mg/L	< 0.00001	< 0.00001	< 0.00001	-
Fluoranthene	0.00001	mg/L	0.00020	0.00020	0.00020	-
Fluorene	0.00001	mg/L	< 0.00001	< 0.00001	< 0.00001	-
Indeno(1.2.3-cd)pyrene	0.00001	mg/L	< 0.00001	< 0.00001	< 0.00001	-
Naphthalene	0.00001	mg/L	< 0.00001	< 0.00001	< 0.00001	-
Phenanthrene	0.00001	mg/L	0.00010	0.00020	0.00010	-
Pyrene	0.00001	mg/L	0.00040	0.00040	0.00040	-

Client Sample ID			MW09	QC100	QC300	QC301
Sample Matrix			Water	Water	Water	Water
Eurofins Sample No.			S24-Fe0055235	S24-Fe0055236	S24-Fe0055237	S24-Fe0055238
Date Sampled			Feb 21, 2024	Feb 21, 2024	Feb 21, 2024	Feb 21, 2024
Test/Reference	LOR	Unit				
Polycyclic Aromatic Hydrocarbons (Trace level)						
Total PAH*	0.00001	mg/L	0.0007	0.0008	0.0007	-
2-Fluorobiphenyl (surr.)	1	%	98	55	68	-
p-Terphenyl-d14 (surr.)	1	%	61	69	70	-
Heavy Metals						
Arsenic (filtered)	0.001	mg/L	0.002	0.002	< 0.001	-
Cadmium (filtered)	0.0002	mg/L	0.0009	0.0009	< 0.0002	-
Chromium (filtered)	0.001	mg/L	< 0.001	< 0.001	< 0.001	-
Copper (filtered)	0.001	mg/L	< 0.001	0.001	< 0.001	-
Lead (filtered)	0.001	mg/L	< 0.001	< 0.001	< 0.001	-
Mercury (filtered)	0.0001	mg/L	< 0.0001	< 0.0001	< 0.0001	-
Nickel (filtered)	0.001	mg/L	0.004	0.003	< 0.001	-
Zinc (filtered)	0.005	mg/L	0.034	0.032	< 0.005	-
Perfluoroalkyl carboxylic acids (PFCAs)						
Perfluorobutanoic acid (PFBA)[N11]	0.05	ug/L	< 0.05	< 0.05	< 0.05	< 0.05
Perfluoropentanoic acid (PFPeA)[N11]	0.01	ug/L	< 0.01	< 0.01	< 0.01	< 0.01
Perfluorohexanoic acid (PFHxA)[N11]	0.01	ug/L	< 0.01	< 0.01	< 0.01	< 0.01
Perfluoroheptanoic acid (PFHpA)[N11]	0.01	ug/L	< 0.01	< 0.01	< 0.01	< 0.01
Perfluorooctanoic acid (PFOA)[N11]	0.01	ug/L	< 0.01	< 0.01	< 0.01	< 0.01
Perfluorononanoic acid (PFNA)[N11]	0.01	ug/L	< 0.01	< 0.01	< 0.01	< 0.01
Perfluorodecanoic acid (PFDA)[N11]	0.01	ug/L	< 0.01	< 0.01	< 0.01	< 0.01
Perfluoroundecanoic acid (PFUnDA)[N11]	0.01	ug/L	< 0.01	< 0.01	< 0.01	< 0.01
Perfluorododecanoic acid (PFDoDA)[N11]	0.01	ug/L	< 0.01	< 0.01	< 0.01	< 0.01
Perfluorotridecanoic acid (PFTrDA)[N15]	0.01	ug/L	< 0.01	< 0.01	< 0.01	< 0.01
Perfluorotetradecanoic acid (PFTeDA)[N11]	0.01	ug/L	< 0.01	< 0.01	< 0.01	< 0.01
13C4-PFBA (surr.)	1	%	97	94	106	103
13C5-PFPeA (surr.)	1	%	107	113	110	117
13C5-PFHxA (surr.)	1	%	118	106	114	126
13C4-PFHpA (surr.)	1	%	118	110	115	113
13C8-PFOA (surr.)	1	%	108	105	124	123
13C5-PFNA (surr.)	1	%	104	101	117	114
13C6-PFDA (surr.)	1	%	98	111	101	110
13C2-PFUnDA (surr.)	1	%	87	89	86	78
13C2-PFDoDA (surr.)	1	%	68	82	58	51
13C2-PFTeDA (surr.)	1	%	66	56	25	30
Perfluoroalkyl sulfonamido substances						
Perfluorooctane sulfonamide (FOSA)[N11]	0.05	ug/L	< 0.05	< 0.05	< 0.05	< 0.05
N-methylperfluoro-1-octane sulfonamide (N-MeFOSA)[N11]	0.05	ug/L	< 0.05	< 0.05	< 0.05	< 0.05
N-ethylperfluoro-1-octane sulfonamide (N-EtFOSA)[N11]	0.05	ug/L	< 0.05	< 0.05	< 0.05	< 0.05
2-(N-methylperfluoro-1-octane sulfonamido)-ethanol(N-MeFOSE)[N11]	0.05	ug/L	< 0.05	< 0.05	< 0.05	< 0.05
2-(N-ethylperfluoro-1-octane sulfonamido)-ethanol(N-EtFOSE)[N11]	0.05	ug/L	< 0.05	< 0.05	< 0.05	< 0.05
N-ethyl-perfluorooctanesulfonamidoacetic acid (N-EtFOSAA)[N11]	0.05	ug/L	< 0.05	< 0.05	< 0.05	< 0.05
N-methyl-perfluorooctanesulfonamidoacetic acid (N-MeFOSAA)[N11]	0.05	ug/L	< 0.05	< 0.05	< 0.05	< 0.05
13C8-FOSA (surr.)	1	%	95	91	111	109
D3-N-MeFOSA (surr.)	1	%	80	82	93	94
D5-N-EtFOSA (surr.)	1	%	84	90	95	91
D7-N-MeFOSE (surr.)	1	%	86	77	86	95

Client Sample ID			MW09	QC100	QC300	QC301
Sample Matrix			Water	Water	Water	Water
Eurofins Sample No.			S24-Fe0055235	S24-Fe0055236	S24-Fe0055237	S24-Fe0055238
Date Sampled			Feb 21, 2024	Feb 21, 2024	Feb 21, 2024	Feb 21, 2024
Test/Reference	LOR	Unit				
Perfluoroalkyl sulfonamido substances						
D9-N-EtFOSE (surr.)	1	%	85	82	94	98
D5-N-EtFOSAA (surr.)	1	%	82	86	97	89
D3-N-MeFOSAA (surr.)	1	%	83	79	90	104
Perfluoroalkyl sulfonic acids (PFSAs)						
Perfluorobutanesulfonic acid (PFBS)[N11]	0.01	ug/L	< 0.01	< 0.01	< 0.01	< 0.01
Perfluorononanesulfonic acid (PFNS)[N15]	0.01	ug/L	< 0.01	< 0.01	< 0.01	< 0.01
Perfluoropropanesulfonic acid (PFPrS)[N15]	0.01	ug/L	< 0.01	< 0.01	< 0.01	< 0.01
Perfluoropentanesulfonic acid (PFPeS)[N15]	0.01	ug/L	< 0.01	< 0.01	< 0.01	< 0.01
Perfluorohexanesulfonic acid (PFHxS)[N11]	0.01	ug/L	< 0.01	< 0.01	< 0.01	< 0.01
Perfluoroheptanesulfonic acid (PFHpS)[N15]	0.01	ug/L	< 0.01	< 0.01	< 0.01	< 0.01
Perfluorooctanesulfonic acid (PFOS)[N11]	0.01	ug/L	< 0.01	< 0.01	< 0.01	< 0.01
Perfluorodecanesulfonic acid (PFDS)[N15]	0.01	ug/L	< 0.01	< 0.01	< 0.01	< 0.01
13C3-PFBS (surr.)	1	%	113	112	118	118
18O2-PFHxS (surr.)	1	%	102	109	114	117
13C8-PFOS (surr.)	1	%	88	95	94	91
n:2 Fluorotelomer sulfonic acids (n:2 FTSAs)						
1H.1H.2H.2H-perfluorohexanesulfonic acid (4:2 FTSA)[N11]	0.01	ug/L	< 0.01	< 0.01	< 0.01	< 0.01
1H.1H.2H.2H-perfluorooctanesulfonic acid(6:2 FTSA)[N11]	0.05	ug/L	< 0.05	< 0.05	< 0.05	< 0.05
1H.1H.2H.2H-perfluorodecanesulfonic acid (8:2 FTSA)[N11]	0.01	ug/L	< 0.01	< 0.01	< 0.01	< 0.01
1H.1H.2H.2H-perfluorododecanesulfonic acid (10:2 FTSA)[N11]	0.01	ug/L	< 0.01	< 0.01	< 0.01	< 0.01
13C2-4:2 FTSA (surr.)	1	%	111	145	114	118
13C2-6:2 FTSA (surr.)	1	%	89	85	90	97
13C2-8:2 FTSA (surr.)	1	%	87	89	92	96
13C2-10:2 FTSA (surr.)	1	%	71	56	53	55
PFASs Summations						
Sum (PFHxS + PFOS)*	0.01	ug/L	< 0.01	< 0.01	< 0.01	< 0.01
Sum of US EPA PFAS (PFOS + PFOA)*	0.01	ug/L	< 0.01	< 0.01	< 0.01	< 0.01
Sum of enHealth PFAS (PFHxS + PFOS + PFOA)*	0.01	ug/L	< 0.01	< 0.01	< 0.01	< 0.01
Sum of WA DWER PFAS (n=10)*	0.05	ug/L	< 0.05	< 0.05	< 0.05	< 0.05
Sum of PFASs (n=30)*	0.1	ug/L	< 0.1	< 0.1	< 0.1	< 0.1

Client Sample ID			QC400	QC401	QC500
Sample Matrix			Water	Water	Water
Eurofins Sample No.			S24-Fe0055239	S24-Fe0055240	S24-Fe0055241
Date Sampled			Feb 21, 2024	Feb 21, 2024	Feb 21, 2024
Test/Reference	LOR	Unit			
Total Recoverable Hydrocarbons					
TRH C6-C9	0.02	mg/L	< 0.02	-	-
TRH C6-C10	0.02	mg/L	< 0.02	-	-
TRH C6-C10 less BTEX (F1)[N04]	0.02	mg/L	< 0.02	-	-
BTEX					
Benzene	0.001	mg/L	< 0.001	-	-
Toluene	0.001	mg/L	< 0.001	-	-
Ethylbenzene	0.001	mg/L	< 0.001	-	-
m&p-Xylenes	0.002	mg/L	< 0.002	-	-

Client Sample ID			QC400	QC401	QC500
Sample Matrix			Water	Water	Water
Eurofins Sample No.			S24-Fe0055239	S24-Fe0055240	S24-Fe0055241
Date Sampled			Feb 21, 2024	Feb 21, 2024	Feb 21, 2024
Test/Reference	LOR	Unit			
BTEX					
o-Xylene	0.001	mg/L	< 0.001	-	-
Xylenes - Total*	0.003	mg/L	< 0.003	-	-
4-Bromofluorobenzene (surr.)	1	%	93	-	-
Perfluoroalkyl carboxylic acids (PFCAs)					
Perfluorobutanoic acid (PFBA)[N11]	0.05	ug/L	-	< 0.05	-
Perfluoropentanoic acid (PFPeA)[N11]	0.01	ug/L	-	< 0.01	-
Perfluorohexanoic acid (PFHxA)[N11]	0.01	ug/L	-	< 0.01	-
Perfluoroheptanoic acid (PFHpA)[N11]	0.01	ug/L	-	< 0.01	-
Perfluorooctanoic acid (PFOA)[N11]	0.01	ug/L	-	< 0.01	-
Perfluorononanoic acid (PFNA)[N11]	0.01	ug/L	-	< 0.01	-
Perfluorodecanoic acid (PFDA)[N11]	0.01	ug/L	-	< 0.01	-
Perfluoroundecanoic acid (PFUnDA)[N11]	0.01	ug/L	-	< 0.01	-
Perfluorododecanoic acid (PFDoDA)[N11]	0.01	ug/L	-	< 0.01	-
Perfluorotridecanoic acid (PFTrDA)[N15]	0.01	ug/L	-	< 0.01	-
Perfluorotetradecanoic acid (PFTeDA)[N11]	0.01	ug/L	-	< 0.01	-
13C4-PFBA (surr.)	1	%	-	94	-
13C5-PFPeA (surr.)	1	%	-	115	-
13C5-PFHxA (surr.)	1	%	-	117	-
13C4-PFHpA (surr.)	1	%	-	102	-
13C8-PFOA (surr.)	1	%	-	124	-
13C5-PFNA (surr.)	1	%	-	104	-
13C6-PFDA (surr.)	1	%	-	102	-
13C2-PFUnDA (surr.)	1	%	-	88	-
13C2-PFDoDA (surr.)	1	%	-	63	-
13C2-PFTeDA (surr.)	1	%	-	53	-
Perfluoroalkyl sulfonamido substances					
Perfluorooctane sulfonamide (FOSA)[N11]	0.05	ug/L	-	< 0.05	-
N-methylperfluoro-1-octane sulfonamide (N-MeFOSA)[N11]	0.05	ug/L	-	< 0.05	-
N-ethylperfluoro-1-octane sulfonamide (N-EtFOSA)[N11]	0.05	ug/L	-	< 0.05	-
2-(N-methylperfluoro-1-octane sulfonamido)-ethanol(N-MeFOSE)[N11]	0.05	ug/L	-	< 0.05	-
2-(N-ethylperfluoro-1-octane sulfonamido)-ethanol(N-EtFOSE)[N11]	0.05	ug/L	-	< 0.05	-
N-ethyl-perfluorooctanesulfonamidoacetic acid (N-EtFOSAA)[N11]	0.05	ug/L	-	< 0.05	-
N-methyl-perfluorooctanesulfonamidoacetic acid (N-MeFOSAA)[N11]	0.05	ug/L	-	< 0.05	-
13C8-FOSA (surr.)	1	%	-	103	-
D3-N-MeFOSA (surr.)	1	%	-	98	-
D5-N-EtFOSA (surr.)	1	%	-	101	-
D7-N-MeFOSE (surr.)	1	%	-	111	-
D9-N-EtFOSE (surr.)	1	%	-	93	-
D5-N-EtFOSAA (surr.)	1	%	-	105	-
D3-N-MeFOSAA (surr.)	1	%	-	104	-
Perfluoroalkyl sulfonic acids (PFSAs)					
Perfluorobutanesulfonic acid (PFBS)[N11]	0.01	ug/L	-	< 0.01	-
Perfluorononanesulfonic acid (PFNS)[N15]	0.01	ug/L	-	< 0.01	-
Perfluoropropanesulfonic acid (PFPrS)[N15]	0.01	ug/L	-	< 0.01	-
Perfluoropentanesulfonic acid (PFPeS)[N15]	0.01	ug/L	-	< 0.01	-
Perfluorohexanesulfonic acid (PFHxS)[N11]	0.01	ug/L	-	< 0.01	-

Client Sample ID			QC400	QC401	QC500
Sample Matrix			Water	Water	Water
Eurofins Sample No.			S24-Fe0055239	S24-Fe0055240	S24-Fe0055241
Date Sampled			Feb 21, 2024	Feb 21, 2024	Feb 21, 2024
Test/Reference	LOR	Unit			
Perfluoroalkyl sulfonic acids (PFSAs)					
Perfluoroheptanesulfonic acid (PFHpS)[N15]	0.01	ug/L	-	< 0.01	-
Perfluorooctanesulfonic acid (PFOS)[N11]	0.01	ug/L	-	< 0.01	-
Perfluorodecanesulfonic acid (PFDS)[N15]	0.01	ug/L	-	< 0.01	-
13C3-PFBS (surr.)	1	%	-	104	-
18O2-PFHxS (surr.)	1	%	-	107	-
13C8-PFOS (surr.)	1	%	-	95	-
n:2 Fluorotelomer sulfonic acids (n:2 FTSAs)					
1H.1H.2H.2H-perfluorohexanesulfonic acid (4:2 FTSA)[N11]	0.01	ug/L	-	< 0.01	-
1H.1H.2H.2H-perfluorooctanesulfonic acid(6:2 FTSA)[N11]	0.05	ug/L	-	< 0.05	-
1H.1H.2H.2H-perfluorodecanesulfonic acid (8:2 FTSA)[N11]	0.01	ug/L	-	< 0.01	-
1H.1H.2H.2H-perfluorododecanesulfonic acid (10:2 FTSA)[N11]	0.01	ug/L	-	< 0.01	-
13C2-4:2 FTSA (surr.)	1	%	-	103	-
13C2-6:2 FTSA (surr.)	1	%	-	96	-
13C2-8:2 FTSA (surr.)	1	%	-	92	-
13C2-10:2 FTSA (surr.)	1	%	-	62	-
PFASs Summations					
Sum (PFHxS + PFOS)*	0.01	ug/L	-	< 0.01	-
Sum of US EPA PFAS (PFOS + PFOA)*	0.01	ug/L	-	< 0.01	-
Sum of enHealth PFAS (PFHxS + PFOS + PFOA)*	0.01	ug/L	-	< 0.01	-
Sum of WA DWER PFAS (n=10)*	0.05	ug/L	-	< 0.05	-
Sum of PFASs (n=30)*	0.1	ug/L	-	< 0.1	-
Naphthalene[N02]	0.01	mg/L	< 0.01	-	-
TRH C6-C10	1	%	-	-	72
Total Recoverable Hydrocarbons					
Naphthalene	1	%	-	-	79
TRH C6-C9	1	%	-	-	75
BTEX					
Benzene	1	%	-	-	110
Ethylbenzene	1	%	-	-	86
m&p-Xylenes	1	%	-	-	84
o-Xylene	1	%	-	-	83
Toluene	1	%	-	-	120
Xylenes - Total	1	%	-	-	83
4-Bromofluorobenzene (surr.)	1	%	-	-	72

Sample History

Where samples are submitted/analysed over several days, the last date of extraction is reported.

If the date and time of sampling are not provided, the Laboratory will not be responsible for compromised results should testing be performed outside the recommended holding time.

Description	Testing Site	Extracted	Holding Time
Total Recoverable Hydrocarbons - 1999 NEPM Fractions	Sydney	Feb 27, 2024	7 Days
- Method: LTM-ORG-2010 TRH C6-C40			
Total Recoverable Hydrocarbons - 2013 NEPM Fractions	Sydney	Feb 27, 2024	7 Days
- Method: LTM-ORG-2010 TRH C6-C40			
Total Recoverable Hydrocarbons - 2013 NEPM Fractions	Sydney	Feb 27, 2024	7 Days
- Method: LTM-ORG-2010 TRH C6-C40			
BTEX	Sydney	Feb 27, 2024	14 Days
- Method: LTM-ORG-2010 BTEX and Volatile TRH			
Polycyclic Aromatic Hydrocarbons (Trace level)	Melbourne	Feb 26, 2024	7 Days
- Method: LTM-ORG-2130 PAH and Phenols in Soil and Water (trace)			
Metals M8 filtered	Sydney	Feb 27, 2024	28 Days
- Method: LTM-MET-3040 Metals in Waters, Soils & Sediments by ICP-MS			
Total Recoverable Hydrocarbons	Sydney	Feb 22, 2024	7 Days
- Method: LTM-ORG-2010 TRH C6-C40			
Volatile Organics	Sydney	Feb 27, 2024	7 Days
- Method: LTM-ORG-2150 VOCs in Soils Liquid and other Aqueous Matrices			
Per- and Polyfluoroalkyl Substances (PFASs)			
Perfluoroalkyl carboxylic acids (PFCAs)	Sydney	Feb 27, 2024	28 Days
- Method: LTM-ORG-2100 Per- and Polyfluoroalkyl Substances (PFAS)			
Perfluoroalkyl sulfonamido substances	Sydney	Feb 27, 2024	28 Days
- Method: LTM-ORG-2100 Per- and Polyfluoroalkyl Substances (PFAS)			
Perfluoroalkyl sulfonic acids (PFSAs)	Sydney	Feb 27, 2024	28 Days
- Method: LTM-ORG-2100 Per- and Polyfluoroalkyl Substances (PFAS)			
n:2 Fluorotelomer sulfonic acids (n:2 FTSAs)	Sydney	Feb 27, 2024	28 Days
- Method: LTM-ORG-2100 Per- and Polyfluoroalkyl Substances (PFAS)			
PFASs Summations	Sydney	Feb 22, 2024	
- Method: LTM-ORG-2100 Per- and Polyfluoroalkyl Substances (PFAS)			

eurofins

web: www.eurofins.com.au
email: EnviroSales@eurofins.com

Eurofins Environment Testing Australia Pty Ltd
ABN: 50 005 085 521

Melbourne	Geelong	Sydney	Canberra	Brisbane	Newcastle
6 Monterey Road	19/8 Lewalan Street	179 Magowar Road	Unit 1,2 Dacre Street	1/21 Smallwood Place	1/2 Frost Drive
Dandenong South	Grovedale	Girraween	Mitchell	Murarrie	Mayfield West
VIC 3175	VIC 3216	NSW 2145	ACT 2911	QLD 4172	NSW 2304
+61 3 8564 5000	+61 3 8564 5000	+61 2 9900 8400	+61 2 6113 8091	T: +61 7 3902 4600	+61 2 4968 8448
NATA# 1261	NATA# 1261	NATA# 1261	NATA# 1261	NATA# 1261	NATA# 1261
Site# 1254	Site# 25403	Site# 18217	Site# 25466	Site# 20794	Site# 25079 & 25289

Eurofins ARL Pty Ltd
ABN: 91 05 0159 898

Perth
46-48 Banksia Road
Welshpool
WA 6106
+61 8 6253 4444
NATA# 2377
Site# 2370

Eurofins Environment Testing NZ Ltd
NZBN: 9429046024954

Auckland	Auckland (Asb)	Christchurch	Tauranga
35 O'Rorke Road	Unit C1/4 Pacific Rise,	43 Detroit Drive	1277 Cameron Road,
Penrose,	Mount Wellington,	Rolleston,	Gate Pa,
Auckland 1061	Auckland 1061	Christchurch 7675	Tauranga 3112
+64 9 526 4551	+64 9 525 0568	+64 3 343 5201	+64 9 525 0568
IANZ# 1327	IANZ# 1308	IANZ# 1290	IANZ# 1402

Company Name: Senversa Pty Ltd NSW
Address: Level 24, 1 Market Street
SYDNEY
NSW 2000

Project Name: TACTICAL SMITHFIELD
Project ID: S21182

Order No.:
Report #: 1071334
Phone: 02 9994 8016
Fax: 03 9606 0074

Received: Feb 21, 2024 3:30 PM
Due: Feb 28, 2024
Priority: 5 Day
Contact Name: Julia Nicholson

Eurofins Analytical Services Manager : Adam Bateup

Sample Detail						Volatile Organics	BTEXN and Volatile TRH	Per- and Polyfluoroalkyl Substances (PFASs)	BTEXN and Volatile TRH	Eurofins Suite B7 (filtered metals/PAH trace level)
Melbourne Laboratory - NATA # 1261 Site # 1254										X
Sydney Laboratory - NATA # 1261 Site # 18217						X	X	X	X	X
External Laboratory										
No	**Sample ID**	**Sample Date**	**Sampling Time**	**Matrix**	**LAB ID**					
1	MW04	Feb 21, 2024		Water	S24-Fe0055231	X		X		X
2	MW05	Feb 21, 2024		Water	S24-Fe0055232	X		X		X
3	MW06	Feb 21, 2024		Water	S24-Fe0055233	X		X		X
4	MW08	Feb 21, 2024		Water	S24-Fe0055234	X		X		X
5	MW09	Feb 21, 2024		Water	S24-Fe0055235	X		X		X
6	QC100	Feb 21, 2024		Water	S24-Fe0055236	X		X		X
7	QC300	Feb 21, 2024		Water	S24-Fe0055237	X		X		X
8	QC301	Feb 21, 2024		Water	S24-Fe0055238			X		
9	QC400	Feb 21, 2024		Water	S24-Fe0055239		X			
10	QC401	Feb 21, 2024		Water	S24-Fe0055240			X		
11	QC500	Feb 21, 2024		Water	S24-Fe0055241				X	
Test Counts						7	1	9	1	7

Internal Quality Control Review and Glossary

General

1. Laboratory QC results for Method Blanks, Duplicates, Matrix Spikes, and Laboratory Control Samples follow guidelines delineated in the National Environment Protection (Assessment of Site Contamination) Measure 1999, as amended May 2013. They are included in this QC report where applicable. Additional QC data may be available on request.
2. All soil/sediment/solid results are reported on a dry weight basis unless otherwise stated.
3. All biota/food results are reported on a wet weight basis on the edible portion unless otherwise stated.
4. For CEC results where the sample's origin is unknown or environmentally contaminated, the results should be used advisedly.
5. Actual LORs are matrix dependent. Quoted LORs may be raised where sample extracts are diluted due to interferences.
6. Results are uncorrected for matrix spikes or surrogate recoveries except for PFAS compounds.
7. SVOC analysis on waters is performed on homogenised, unfiltered samples unless noted otherwise.
8. Samples were analysed on an 'as received' basis.
9. Information identified in this report with blue colour indicates data provided by customers that may have an impact on the results.
10. This report replaces any interim results previously issued.

Holding Times

Please refer to the 'Sample Preservation and Container Guide' for holding times (QS3001).

For samples received on the last day of holding time, notification of testing requirements should have been received at least 6 hours before sample receipt deadlines as stated on the SRA.

If the Laboratory did not receive the information in the required timeframe, and despite any other integrity issues, suitably qualified results may still be reported.

Holding times apply from the date of sampling; therefore, compliance with these may be outside the laboratory's control.

For VOCs containing vinyl chloride, styrene and 2-chloroethyl vinyl ether, the holding time is 7 days; however, for all other VOCs, such as BTEX or C6-10 TRH, the holding time is 14 days.

Units

mg/kg: milligrams per kilogram	**mg/L:** milligrams per litre	**ppm:** parts per million
µg/L: micrograms per litre	**ppb:** parts per billion	**%:** Percentage
org/100 mL: Organisms per 100 millilitres	**NTU:** Nephelometric Turbidity Units	**MPN/100 mL:** Most Probable Number of organisms per 100 millilitres
CFU: Colony forming unit	**Colour:** Pt-Co Units	

Terms

APHA	American Public Health Association
CEC	Cation Exchange Capacity
COC	Chain of Custody
CP	Client Parent - QC was performed on samples pertaining to this report
CRM	Certified Reference Material (ISO17034) - reported as percent recovery.
Dry	Where moisture has been determined on a solid sample, the result is expressed on a dry weight basis.
Duplicate	A second piece of analysis from the same sample and reported in the same units as the result to show comparison.
LOR	Limit of Reporting.
LCS	Laboratory Control Sample - reported as percent recovery.
Method Blank	In the case of solid samples, these are performed on laboratory-certified clean sands and in the case of water samples, these are performed on de-ionised water.
NCP	Non-Client Parent - QC performed on samples not pertaining to this report, QC represents the sequence or batch that client samples were analysed within.
RPD	Relative Percent Difference between two Duplicate pieces of analysis.
SPIKE	Addition of the analyte to the sample and reported as percentage recovery.
SRA	Sample Receipt Advice
Surr - Surrogate	The addition of a similar compound to the analyte target is reported as percentage recovery. See below for acceptance criteria.
TBTO	Tributyltin oxide (*bis*-tributyltin oxide) - individual tributyltin compounds cannot be identified separately in the environment; however, free tributyltin was measured, and its values were converted stoichiometrically into tributyltin oxide for comparison with regulatory limits.
TCLP	Toxicity Characteristic Leaching Procedure
TEQ	Toxic Equivalency Quotient or Total Equivalence
QSM	US Department of Defense Quality Systems Manual Version 5.4
US EPA	United States Environmental Protection Agency
WA DWER	Sum of PFBA, PFPeA, PFHxA, PFHpA, PFOA, PFBS, PFHxS, PFOS, 6:2 FTSA, 8:2 FTSA

QC - Acceptance Criteria

The acceptance criteria should only be used as a guide and may be different when site-specific Sampling Analysis and Quality Plan (SAQP) have been implemented.

RPD Duplicates: Global RPD Duplicates Acceptance Criteria is ≤30%; however, the following acceptance guidelines are equally applicable:

Results <10 times the LOR:	No Limit
Results between 10-20 times the LOR:	RPD must lie between 0-50%
Results >20 times the LOR:	RPD must lie between 0-30%

NOTE: pH duplicates are reported as a range, not as RPD

Surrogate Recoveries: Recoveries must lie between 20-130% for Speciated Phenols & 50-150% for PFAS. SVOCs recoveries 20 – 150%, VOC recoveries 70 – 130%

PFAS field samples containing surrogate recoveries above the QC limit designated in QSM 5.4, where no positive PFAS results have been reported or reviewed, and no data was affected.

QC Data General Comments

1. Where a result is reported as less than (<), higher than the nominated LOR, this is due to either matrix interference, extract dilution required due to interferences or contaminant levels within the sample, high moisture content or insufficient sample provided.
2. Duplicate data shown within this report that states the word "BATCH" is a Batch Duplicate from outside of your sample batch but within the laboratory sample batch at a 1:10 ratio. The Parent and Duplicate data shown are not data from your samples.
3. pH and Free Chlorine analysed in the laboratory - Analysis on this test must begin within 30 minutes of sampling. Therefore, laboratory analysis is unlikely to be completed within holding time.Analysis will begin as soon as possible after sample receipt.
4. Recovery Data (Spikes & Surrogates) - where chromatographic interference does not allow the determination of recovery, the term "INT" appears against that analyte.
5. For Matrix Spikes and LCS results, a dash "-" in the report means that the specific analyte was not added to the QC sample.
6. Duplicate RPDs are calculated from raw analytical data; thus, it is possible to have two sets of data.

Quality Control Results

Test	Units	Result 1			Acceptance Limits	Pass Limits	Qualifying Code
Method Blank							
Total Recoverable Hydrocarbons							
TRH C6-C9	mg/L	< 0.02			0.02	Pass	
TRH C10-C14	mg/L	< 0.05			0.05	Pass	
TRH C15-C28	mg/L	< 0.1			0.1	Pass	
TRH C29-C36	mg/L	< 0.1			0.1	Pass	
TRH C6-C10	mg/L	< 0.02			0.02	Pass	
TRH >C10-C16	mg/L	< 0.05			0.05	Pass	
TRH >C16-C34	mg/L	< 0.1			0.1	Pass	
TRH >C34-C40	mg/L	< 0.1			0.1	Pass	
Method Blank							
BTEX							
Benzene	mg/L	< 0.001			0.001	Pass	
Toluene	mg/L	< 0.001			0.001	Pass	
Ethylbenzene	mg/L	< 0.001			0.001	Pass	
m&p-Xylenes	mg/L	< 0.002			0.002	Pass	
o-Xylene	mg/L	< 0.001			0.001	Pass	
Xylenes - Total*	mg/L	< 0.003			0.003	Pass	
Method Blank							
Volatile Organics							
1.1-Dichloroethane	mg/L	< 0.001			0.001	Pass	
1.1-Dichloroethene	mg/L	< 0.001			0.001	Pass	
1.1.1-Trichloroethane	mg/L	< 0.001			0.001	Pass	
1.1.1.2-Tetrachloroethane	mg/L	< 0.001			0.001	Pass	
1.1.2-Trichloroethane	mg/L	< 0.001			0.001	Pass	
1.1.2.2-Tetrachloroethane	mg/L	< 0.001			0.001	Pass	
1.2-Dibromoethane	mg/L	< 0.001			0.001	Pass	
1.2-Dichlorobenzene	mg/L	< 0.001			0.001	Pass	
1.2-Dichloroethane	mg/L	< 0.001			0.001	Pass	
1.2-Dichloropropane	mg/L	< 0.001			0.001	Pass	
1.2.3-Trichloropropane	mg/L	< 0.001			0.001	Pass	
1.2.4-Trimethylbenzene	mg/L	< 0.001			0.001	Pass	
1.3-Dichlorobenzene	mg/L	< 0.001			0.001	Pass	
1.3-Dichloropropane	mg/L	< 0.001			0.001	Pass	
1.3.5-Trimethylbenzene	mg/L	< 0.001			0.001	Pass	
1.4-Dichlorobenzene	mg/L	< 0.001			0.001	Pass	
2-Butanone (MEK)	mg/L	< 0.005			0.005	Pass	
2-Propanone (Acetone)	mg/L	< 0.005			0.005	Pass	
4-Chlorotoluene	mg/L	< 0.001			0.001	Pass	
4-Methyl-2-pentanone (MIBK)	mg/L	< 0.005			0.005	Pass	
Allyl chloride	mg/L	< 0.001			0.001	Pass	
Bromobenzene	mg/L	< 0.001			0.001	Pass	
Bromochloromethane	mg/L	< 0.001			0.001	Pass	
Bromodichloromethane	mg/L	< 0.001			0.001	Pass	
Bromoform	mg/L	< 0.001			0.001	Pass	
Bromomethane	mg/L	< 0.005			0.005	Pass	
Carbon disulfide	mg/L	< 0.001			0.001	Pass	
Carbon Tetrachloride	mg/L	< 0.001			0.001	Pass	
Chlorobenzene	mg/L	< 0.001			0.001	Pass	
Chloroethane	mg/L	< 0.005			0.005	Pass	
Chloroform	mg/L	< 0.005			0.005	Pass	
Chloromethane	mg/L	< 0.005			0.005	Pass	

Test	Units	Result 1			Acceptance Limits	Pass Limits	Qualifying Code
cis-1.2-Dichloroethene	mg/L	< 0.001			0.001	Pass	
cis-1.3-Dichloropropene	mg/L	< 0.001			0.001	Pass	
Dibromochloromethane	mg/L	< 0.001			0.001	Pass	
Dibromomethane	mg/L	< 0.001			0.001	Pass	
Dichlorodifluoromethane	mg/L	< 0.005			0.005	Pass	
Iodomethane	mg/L	< 0.001			0.001	Pass	
Isopropyl benzene (Cumene)	mg/L	< 0.001			0.001	Pass	
Methylene Chloride	mg/L	< 0.005			0.005	Pass	
Styrene	mg/L	< 0.001			0.001	Pass	
Tetrachloroethene	mg/L	< 0.001			0.001	Pass	
trans-1.2-Dichloroethene	mg/L	< 0.001			0.001	Pass	
trans-1.3-Dichloropropene	mg/L	< 0.001			0.001	Pass	
Trichloroethene	mg/L	< 0.001			0.001	Pass	
Trichlorofluoromethane	mg/L	< 0.005			0.005	Pass	
Vinyl chloride	mg/L	< 0.005			0.005	Pass	
Method Blank							
Total Recoverable Hydrocarbons - 2013 NEPM Fractions							
Naphthalene	mg/L	< 0.01			0.01	Pass	
Method Blank							
Polycyclic Aromatic Hydrocarbons (Trace level)							
Acenaphthene	mg/L	< 0.00001			0.00001	Pass	
Acenaphthylene	mg/L	< 0.00001			0.00001	Pass	
Anthracene	mg/L	< 0.00001			0.00001	Pass	
Benz(a)anthracene	mg/L	< 0.00001			0.00001	Pass	
Benzo(a)pyrene - low level	mg/L	< 0.00001			0.00001	Pass	
Benzo(b&j)fluoranthene	mg/L	< 0.00001			0.00001	Pass	
Benzo(g.h.i)perylene	mg/L	< 0.00001			0.00001	Pass	
Benzo(k)fluoranthene	mg/L	< 0.00001			0.00001	Pass	
Chrysene	mg/L	< 0.00001			0.00001	Pass	
Dibenz(a.h)anthracene	mg/L	< 0.00001			0.00001	Pass	
Fluoranthene	mg/L	< 0.00001			0.00001	Pass	
Fluorene	mg/L	< 0.00001			0.00001	Pass	
Indeno(1.2.3-cd)pyrene	mg/L	< 0.00001			0.00001	Pass	
Naphthalene	mg/L	< 0.00001			0.00001	Pass	
Phenanthrene	mg/L	< 0.00001			0.00001	Pass	
Pyrene	mg/L	< 0.00001			0.00001	Pass	
Method Blank							
Heavy Metals							
Lead (filtered)	mg/L	< 0.001			0.001	Pass	
Method Blank							
Perfluoroalkyl carboxylic acids (PFCAs)							
Perfluorobutanoic acid (PFBA)	ug/L	< 0.05			0.05	Pass	
Perfluoropentanoic acid (PFPeA)	ug/L	< 0.01			0.01	Pass	
Perfluorohexanoic acid (PFHxA)	ug/L	< 0.01			0.01	Pass	
Perfluoroheptanoic acid (PFHpA)	ug/L	< 0.01			0.01	Pass	
Perfluorooctanoic acid (PFOA)	ug/L	< 0.01			0.01	Pass	
Perfluorononanoic acid (PFNA)	ug/L	< 0.01			0.01	Pass	
Perfluorodecanoic acid (PFDA)	ug/L	< 0.01			0.01	Pass	
Perfluoroundecanoic acid (PFUnDA)	ug/L	< 0.01			0.01	Pass	
Perfluorododecanoic acid (PFDoDA)	ug/L	< 0.01			0.01	Pass	
Perfluorotridecanoic acid (PFTrDA)	ug/L	< 0.01			0.01	Pass	
Perfluorotetradecanoic acid (PFTeDA)	ug/L	< 0.01			0.01	Pass	
Method Blank							
Perfluoroalkyl sulfonamido substances							

Test	Units	Result 1			Acceptance Limits	Pass Limits	Qualifying Code
Perfluorooctane sulfonamide (FOSA)	ug/L	< 0.05			0.05	Pass	
N-methylperfluoro-1-octane sulfonamide (N-MeFOSA)	ug/L	< 0.05			0.05	Pass	
N-ethylperfluoro-1-octane sulfonamide (N-EtFOSA)	ug/L	< 0.05			0.05	Pass	
2-(N-methylperfluoro-1-octane sulfonamido)-ethanol(N-MeFOSE)	ug/L	< 0.05			0.05	Pass	
2-(N-ethylperfluoro-1-octane sulfonamido)-ethanol(N-EtFOSE)	ug/L	< 0.05			0.05	Pass	
N-ethyl-perfluorooctanesulfonamidoacetic acid (N-EtFOSAA)	ug/L	< 0.05			0.05	Pass	
N-methyl-perfluorooctanesulfonamidoacetic acid (N-MeFOSAA)	ug/L	< 0.05			0.05	Pass	
Method Blank							
Perfluoroalkyl sulfonic acids (PFSAs)							
Perfluorobutanesulfonic acid (PFBS)	ug/L	< 0.01			0.01	Pass	
Perfluorononanesulfonic acid (PFNS)	ug/L	< 0.01			0.01	Pass	
Perfluoropropanesulfonic acid (PFPrS)	ug/L	< 0.01			0.01	Pass	
Perfluoropentanesulfonic acid (PFPeS)	ug/L	< 0.01			0.01	Pass	
Perfluorohexanesulfonic acid (PFHxS)	ug/L	< 0.01			0.01	Pass	
Perfluoroheptanesulfonic acid (PFHpS)	ug/L	< 0.01			0.01	Pass	
Perfluorooctanesulfonic acid (PFOS)	ug/L	< 0.01			0.01	Pass	
Perfluorodecanesulfonic acid (PFDS)	ug/L	< 0.01			0.01	Pass	
Method Blank							
n:2 Fluorotelomer sulfonic acids (n:2 FTSAs)							
1H.1H.2H.2H-perfluorohexanesulfonic acid (4:2 FTSA)	ug/L	< 0.01			0.01	Pass	
1H.1H.2H.2H-perfluorooctanesulfonic acid(6:2 FTSA)	ug/L	< 0.05			0.05	Pass	
1H.1H.2H.2H-perfluorodecanesulfonic acid (8:2 FTSA)	ug/L	< 0.01			0.01	Pass	
1H.1H.2H.2H-perfluorododecanesulfonic acid (10:2 FTSA)	ug/L	< 0.01			0.01	Pass	
LCS - % Recovery							
Total Recoverable Hydrocarbons							
TRH C6-C9	%	93			70-130	Pass	
TRH C10-C14	%	86			70-130	Pass	
TRH C6-C10	%	92			70-130	Pass	
TRH >C10-C16	%	85			70-130	Pass	
LCS - % Recovery							
BTEX							
Benzene	%	95			70-130	Pass	
Toluene	%	101			70-130	Pass	
Ethylbenzene	%	106			70-130	Pass	
m&p-Xylenes	%	111			70-130	Pass	
o-Xylene	%	110			70-130	Pass	
Xylenes - Total*	%	111			70-130	Pass	
LCS - % Recovery							
Volatile Organics							
1.1-Dichloroethene	%	128			70-130	Pass	
1.1.1-Trichloroethane	%	87			70-130	Pass	
1.2-Dichlorobenzene	%	121			70-130	Pass	
1.2-Dichloroethane	%	108			70-130	Pass	
Trichloroethene	%	88			70-130	Pass	
LCS - % Recovery							
Total Recoverable Hydrocarbons - 2013 NEPM Fractions							
Naphthalene	%	115			70-130	Pass	
LCS - % Recovery							
Polycyclic Aromatic Hydrocarbons (Trace level)							
Acenaphthene	%	107			70-130	Pass	
Acenaphthylene	%	111			70-130	Pass	
Anthracene	%	71			70-130	Pass	
Benz(a)anthracene	%	78			70-130	Pass	
Benzo(a)pyrene - low level	%	102			70-130	Pass	

Test	Units	Result 1			Acceptance Limits	Pass Limits	Qualifying Code
Benzo(b&j)fluoranthene	%	90			70-130	Pass	
Benzo(g.h.i)perylene	%	81			70-130	Pass	
Benzo(k)fluoranthene	%	70			70-130	Pass	
Chrysene	%	97			70-130	Pass	
Dibenz(a.h)anthracene	%	76			70-130	Pass	
Fluoranthene	%	95			70-130	Pass	
Fluorene	%	124			70-130	Pass	
Indeno(1.2.3-cd)pyrene	%	93			70-130	Pass	
Naphthalene	%	81			70-130	Pass	
Phenanthrene	%	126			70-130	Pass	
Pyrene	%	103			70-130	Pass	
LCS - % Recovery							
Heavy Metals							
Lead (filtered)	%	97			80-120	Pass	
LCS - % Recovery							
Perfluoroalkyl carboxylic acids (PFCAs)							
Perfluorobutanoic acid (PFBA)	%	108			50-150	Pass	
Perfluoropentanoic acid (PFPeA)	%	118			50-150	Pass	
Perfluorohexanoic acid (PFHxA)	%	119			50-150	Pass	
Perfluoroheptanoic acid (PFHpA)	%	111			50-150	Pass	
Perfluorooctanoic acid (PFOA)	%	102			50-150	Pass	
Perfluorononanoic acid (PFNA)	%	108			50-150	Pass	
Perfluorodecanoic acid (PFDA)	%	95			50-150	Pass	
Perfluoroundecanoic acid (PFUnDA)	%	118			50-150	Pass	
Perfluorododecanoic acid (PFDoDA)	%	115			50-150	Pass	
Perfluorotridecanoic acid (PFTrDA)	%	146			50-150	Pass	
Perfluorotetradecanoic acid (PFTeDA)	%	120			50-150	Pass	
LCS - % Recovery							
Perfluoroalkyl sulfonamido substances							
Perfluorooctane sulfonamide (FOSA)	%	130			50-150	Pass	
N-methylperfluoro-1-octane sulfonamide (N-MeFOSA)	%	88			50-150	Pass	
N-ethylperfluoro-1-octane sulfonamide (N-EtFOSA)	%	104			50-150	Pass	
2-(N-methylperfluoro-1-octane sulfonamido)-ethanol(N-MeFOSE)	%	106			50-150	Pass	
2-(N-ethylperfluoro-1-octane sulfonamido)-ethanol(N-EtFOSE)	%	113			50-150	Pass	
N-ethyl-perfluorooctanesulfonamidoacetic acid (N-EtFOSAA)	%	100			50-150	Pass	
N-methyl-perfluorooctanesulfonamidoacetic acid (N-MeFOSAA)	%	123			50-150	Pass	
LCS - % Recovery							
Perfluoroalkyl sulfonic acids (PFSAs)							
Perfluorobutanesulfonic acid (PFBS)	%	107			50-150	Pass	
Perfluorononanesulfonic acid (PFNS)	%	96			50-150	Pass	
Perfluoropropanesulfonic acid (PFPrS)	%	98			50-150	Pass	
Perfluoropentanesulfonic acid (PFPeS)	%	96			50-150	Pass	
Perfluorohexanesulfonic acid (PFHxS)	%	108			50-150	Pass	
Perfluoroheptanesulfonic acid (PFHpS)	%	118			50-150	Pass	
Perfluorooctanesulfonic acid (PFOS)	%	111			50-150	Pass	
Perfluorodecanesulfonic acid (PFDS)	%	65			50-150	Pass	
LCS - % Recovery							
n:2 Fluorotelomer sulfonic acids (n:2 FTSAs)							
1H.1H.2H.2H-perfluorohexanesulfonic acid (4:2 FTSA)	%	114			50-150	Pass	
1H.1H.2H.2H-perfluorooctanesulfonic acid(6:2 FTSA)	%	109			50-150	Pass	
1H.1H.2H.2H-perfluorodecanesulfonic acid (8:2 FTSA)	%	107			50-150	Pass	
1H.1H.2H.2H-perfluorododecanesulfonic acid (10:2 FTSA)	%	106			50-150	Pass	

Test	Lab Sample ID	QA Source	Units	Result 1			Acceptance Limits	Pass Limits	Qualifying Code
Spike - % Recovery									
Total Recoverable Hydrocarbons				Result 1					
TRH C6-C9	N24-Fe0051013	NCP	%	86			70-130	Pass	
TRH C10-C14	S24-Fe0032748	NCP	%	80			70-130	Pass	
TRH C6-C10	N24-Fe0051013	NCP	%	84			70-130	Pass	
TRH >C10-C16	S24-Fe0032748	NCP	%	77			70-130	Pass	
Spike - % Recovery									
BTEX				Result 1					
Benzene	N24-Fe0051013	NCP	%	86			70-130	Pass	
Toluene	N24-Fe0051013	NCP	%	92			70-130	Pass	
Ethylbenzene	N24-Fe0051013	NCP	%	94			70-130	Pass	
m&p-Xylenes	N24-Fe0051013	NCP	%	96			70-130	Pass	
o-Xylene	N24-Fe0051013	NCP	%	97			70-130	Pass	
Xylenes - Total*	N24-Fe0051013	NCP	%	96			70-130	Pass	
Spike - % Recovery									
Volatile Organics				Result 1					
1.1-Dichloroethene	S24-Fe0055293	NCP	%	89			70-130	Pass	
1.1.1-Trichloroethane	S24-Fe0055293	NCP	%	79			70-130	Pass	
1.2-Dichlorobenzene	S24-Fe0055293	NCP	%	114			70-130	Pass	
1.2-Dichloroethane	S24-Fe0055293	NCP	%	99			70-130	Pass	
Trichloroethene	S24-Fe0055293	NCP	%	82			70-130	Pass	
Spike - % Recovery									
Total Recoverable Hydrocarbons - 2013 NEPM Fractions				Result 1					
Naphthalene	N24-Fe0051013	NCP	%	101			70-130	Pass	
Spike - % Recovery									
Perfluoroalkyl carboxylic acids (PFCAs)				Result 1					
Perfluorobutanoic acid (PFBA)	N24-Fe0051000	NCP	%	86			50-150	Pass	
Perfluoropentanoic acid (PFPeA)	N24-Fe0051000	NCP	%	86			50-150	Pass	
Perfluorohexanoic acid (PFHxA)	N24-Fe0051000	NCP	%	109			50-150	Pass	
Perfluoroheptanoic acid (PFHpA)	N24-Fe0051000	NCP	%	118			50-150	Pass	
Perfluorooctanoic acid (PFOA)	N24-Fe0051000	NCP	%	118			50-150	Pass	
Perfluorononanoic acid (PFNA)	N24-Fe0051000	NCP	%	113			50-150	Pass	
Perfluorodecanoic acid (PFDA)	N24-Fe0051000	NCP	%	119			50-150	Pass	
Perfluoroundecanoic acid (PFUnDA)	N24-Fe0051000	NCP	%	110			50-150	Pass	
Perfluorododecanoic acid (PFDoDA)	N24-Fe0051000	NCP	%	97			50-150	Pass	
Perfluorotridecanoic acid (PFTrDA)	N24-Fe0051000	NCP	%	111			50-150	Pass	
Perfluorotetradecanoic acid (PFTeDA)	N24-Fe0051000	NCP	%	99			50-150	Pass	
Spike - % Recovery									
Perfluoroalkyl sulfonamido substances				Result 1					
Perfluorooctane sulfonamide (FOSA)	N24-Fe0051000	NCP	%	104			50-150	Pass	
N-methylperfluoro-1-octane sulfonamide (N-MeFOSA)	N24-Fe0051000	NCP	%	84			50-150	Pass	
N-ethylperfluoro-1-octane sulfonamide (N-EtFOSA)	N24-Fe0051000	NCP	%	95			50-150	Pass	
2-(N-methylperfluoro-1-octane sulfonamido)-ethanol(N-MeFOSE)	N24-Fe0051000	NCP	%	94			50-150	Pass	
2-(N-ethylperfluoro-1-octane sulfonamido)-ethanol(N-EtFOSE)	N24-Fe0051000	NCP	%	98			50-150	Pass	
N-ethyl-perfluorooctanesulfonamidoacetic acid (N-EtFOSAA)	N24-Fe0051000	NCP	%	109			50-150	Pass	
N-methyl-perfluorooctanesulfonamidoacetic acid (N-MeFOSAA)	N24-Fe0051000	NCP	%	100			50-150	Pass	

Test	Lab Sample ID	QA Source	Units	Result 1			Acceptance Limits	Pass Limits	Qualifying Code
Spike - % Recovery									
Perfluoroalkyl sulfonic acids (PFSAs)				Result 1					
Perfluorobutanesulfonic acid (PFBS)	N24-Fe0051000	NCP	%	96			50-150	Pass	
Perfluorononanesulfonic acid (PFNS)	N24-Fe0051000	NCP	%	102			50-150	Pass	
Perfluoropropanesulfonic acid (PFPrS)	N24-Fe0051000	NCP	%	91			50-150	Pass	
Perfluoropentanesulfonic acid (PFPeS)	N24-Fe0051000	NCP	%	56			50-150	Pass	
Perfluorohexanesulfonic acid (PFHxS)	N24-Fe0051000	NCP	%	112			50-150	Pass	
Perfluoroheptanesulfonic acid (PFHpS)	N24-Fe0051000	NCP	%	117			50-150	Pass	
Perfluorooctanesulfonic acid (PFOS)	N24-Fe0051000	NCP	%	113			50-150	Pass	
Perfluorodecanesulfonic acid (PFDS)	N24-Fe0051000	NCP	%	82			50-150	Pass	
Spike - % Recovery									
n:2 Fluorotelomer sulfonic acids (n:2 FTSAs)				Result 1					
1H.1H.2H.2H-perfluorohexanesulfonic acid (4:2 FTSA)	N24-Fe0051000	NCP	%	119			50-150	Pass	
1H.1H.2H.2H-perfluorooctanesulfonic acid(6:2 FTSA)	N24-Fe0051000	NCP	%	116			50-150	Pass	
1H.1H.2H.2H-perfluorodecanesulfonic acid (8:2 FTSA)	N24-Fe0051000	NCP	%	122			50-150	Pass	
1H.1H.2H.2H-perfluorododecanesulfonic acid (10:2 FTSA)	N24-Fe0051000	NCP	%	110			50-150	Pass	
Spike - % Recovery									
Heavy Metals				Result 1					
Arsenic (filtered)	S24-Fe0055237	CP	%	95			75-125	Pass	
Cadmium (filtered)	S24-Fe0055237	CP	%	96			75-125	Pass	
Chromium (filtered)	S24-Fe0055237	CP	%	93			75-125	Pass	
Copper (filtered)	S24-Fe0055237	CP	%	91			75-125	Pass	
Lead (filtered)	S24-Fe0055237	CP	%	94			75-125	Pass	
Mercury (filtered)	S24-Fe0055237	CP	%	90			75-125	Pass	
Nickel (filtered)	S24-Fe0055237	CP	%	92			75-125	Pass	
Zinc (filtered)	S24-Fe0055237	CP	%	92			75-125	Pass	
Test	**Lab Sample ID**	**QA Source**	**Units**	**Result 1**			**Acceptance Limits**	**Pass Limits**	**Qualifying Code**
Duplicate									
Total Recoverable Hydrocarbons				Result 1	Result 2	RPD			
TRH C6-C9	S24-Fe0067931	NCP	mg/L	< 0.02	< 0.02	<1	30%	Pass	
TRH C10-C14	N24-Fe0033790	NCP	mg/L	< 0.05	< 0.05	<1	30%	Pass	
TRH C15-C28	N24-Fe0033790	NCP	mg/L	< 0.1	< 0.1	<1	30%	Pass	
TRH C29-C36	N24-Fe0033790	NCP	mg/L	< 0.1	< 0.1	<1	30%	Pass	
TRH C6-C10	S24-Fe0067931	NCP	mg/L	< 0.02	< 0.02	<1	30%	Pass	
TRH >C10-C16	N24-Fe0033790	NCP	mg/L	< 0.05	< 0.05	<1	30%	Pass	
TRH >C16-C34	N24-Fe0033790	NCP	mg/L	< 0.1	< 0.1	<1	30%	Pass	
TRH >C34-C40	N24-Fe0033790	NCP	mg/L	< 0.1	< 0.1	<1	30%	Pass	
Duplicate									
BTEX				Result 1	Result 2	RPD			
Benzene	S24-Fe0067931	NCP	mg/L	< 0.001	< 0.001	<1	30%	Pass	
Toluene	S24-Fe0067931	NCP	mg/L	< 0.001	< 0.001	<1	30%	Pass	
Ethylbenzene	S24-Fe0067931	NCP	mg/L	< 0.001	< 0.001	<1	30%	Pass	
m&p-Xylenes	S24-Fe0067931	NCP	mg/L	< 0.002	< 0.002	<1	30%	Pass	

Duplicate									
BTEX				Result 1	Result 2	RPD			
o-Xylene	S24-Fe0067931	NCP	mg/L	< 0.001	< 0.001	<1	30%	Pass	
Xylenes - Total*	S24-Fe0067931	NCP	mg/L	< 0.003	< 0.003	<1	30%	Pass	
Duplicate									
Volatile Organics				Result 1	Result 2	RPD			
1.1-Dichloroethane	S24-Fe0067931	NCP	mg/L	< 0.001	< 0.001	<1	30%	Pass	
1.1-Dichloroethene	S24-Fe0067931	NCP	mg/L	< 0.001	< 0.001	<1	30%	Pass	
1.1.1-Trichloroethane	S24-Fe0067931	NCP	mg/L	< 0.001	< 0.001	<1	30%	Pass	
1.1.1.2-Tetrachloroethane	S24-Fe0067931	NCP	mg/L	< 0.001	< 0.001	<1	30%	Pass	
1.1.2-Trichloroethane	S24-Fe0067931	NCP	mg/L	< 0.001	< 0.001	<1	30%	Pass	
1.1.2.2-Tetrachloroethane	S24-Fe0067931	NCP	mg/L	< 0.001	< 0.001	<1	30%	Pass	
1.2-Dibromoethane	S24-Fe0067931	NCP	mg/L	< 0.001	< 0.001	<1	30%	Pass	
1.2-Dichlorobenzene	S24-Fe0067931	NCP	mg/L	< 0.001	< 0.001	<1	30%	Pass	
1.2-Dichloroethane	S24-Fe0067931	NCP	mg/L	< 0.001	< 0.001	<1	30%	Pass	
1.2-Dichloropropane	S24-Fe0067931	NCP	mg/L	< 0.001	< 0.001	<1	30%	Pass	
1.2.3-Trichloropropane	S24-Fe0067931	NCP	mg/L	< 0.001	< 0.001	<1	30%	Pass	
1.2.4-Trimethylbenzene	S24-Fe0067931	NCP	mg/L	< 0.001	< 0.001	<1	30%	Pass	
1.3-Dichlorobenzene	S24-Fe0067931	NCP	mg/L	< 0.001	< 0.001	<1	30%	Pass	
1.3-Dichloropropane	S24-Fe0067931	NCP	mg/L	< 0.001	< 0.001	<1	30%	Pass	
1.3.5-Trimethylbenzene	S24-Fe0067931	NCP	mg/L	< 0.001	< 0.001	<1	30%	Pass	
1.4-Dichlorobenzene	S24-Fe0067931	NCP	mg/L	< 0.001	< 0.001	<1	30%	Pass	
2-Butanone (MEK)	S24-Fe0067931	NCP	mg/L	< 0.005	< 0.005	<1	30%	Pass	
2-Propanone (Acetone)	S24-Fe0067931	NCP	mg/L	< 0.005	< 0.005	<1	30%	Pass	
4-Chlorotoluene	S24-Fe0067931	NCP	mg/L	< 0.001	< 0.001	<1	30%	Pass	
4-Methyl-2-pentanone (MIBK)	S24-Fe0067931	NCP	mg/L	< 0.005	< 0.005	<1	30%	Pass	
Allyl chloride	S24-Fe0067931	NCP	mg/L	< 0.001	< 0.001	<1	30%	Pass	
Bromobenzene	S24-Fe0067931	NCP	mg/L	< 0.001	< 0.001	<1	30%	Pass	
Bromochloromethane	S24-Fe0067931	NCP	mg/L	< 0.001	< 0.001	<1	30%	Pass	
Bromodichloromethane	S24-Fe0067931	NCP	mg/L	< 0.001	< 0.001	<1	30%	Pass	
Bromoform	S24-Fe0067931	NCP	mg/L	< 0.001	< 0.001	<1	30%	Pass	
Bromomethane	S24-Fe0067931	NCP	mg/L	< 0.005	< 0.005	<1	30%	Pass	
Carbon disulfide	S24-Fe0067931	NCP	mg/L	< 0.001	< 0.001	<1	30%	Pass	
Carbon Tetrachloride	S24-Fe0067931	NCP	mg/L	< 0.001	< 0.001	<1	30%	Pass	
Chlorobenzene	S24-Fe0067931	NCP	mg/L	< 0.001	< 0.001	<1	30%	Pass	
Chloroethane	S24-Fe0067931	NCP	mg/L	< 0.005	< 0.005	<1	30%	Pass	
Chloroform	S24-Fe0067931	NCP	mg/L	< 0.005	< 0.005	<1	30%	Pass	
Chloromethane	S24-Fe0067931	NCP	mg/L	< 0.005	< 0.005	<1	30%	Pass	
cis-1.2-Dichloroethene	S24-Fe0067931	NCP	mg/L	< 0.001	< 0.001	<1	30%	Pass	
cis-1.3-Dichloropropene	S24-Fe0067931	NCP	mg/L	< 0.001	< 0.001	<1	30%	Pass	
Dibromochloromethane	S24-Fe0067931	NCP	mg/L	< 0.001	< 0.001	<1	30%	Pass	
Dibromomethane	S24-Fe0067931	NCP	mg/L	< 0.001	< 0.001	<1	30%	Pass	
Dichlorodifluoromethane	S24-Fe0067931	NCP	mg/L	< 0.005	< 0.005	<1	30%	Pass	
Iodomethane	S24-Fe0067931	NCP	mg/L	< 0.001	< 0.001	<1	30%	Pass	
Isopropyl benzene (Cumene)	S24-Fe0067931	NCP	mg/L	< 0.001	< 0.001	<1	30%	Pass	
Methylene Chloride	S24-Fe0067931	NCP	mg/L	< 0.005	< 0.005	<1	30%	Pass	
Styrene	S24-Fe0067931	NCP	mg/L	< 0.001	< 0.001	<1	30%	Pass	
Tetrachloroethene	S24-Fe0067931	NCP	mg/L	< 0.001	< 0.001	<1	30%	Pass	
trans-1.2-Dichloroethene	S24-Fe0067931	NCP	mg/L	< 0.001	< 0.001	<1	30%	Pass	
trans-1.3-Dichloropropene	S24-Fe0067931	NCP	mg/L	< 0.001	< 0.001	<1	30%	Pass	
Trichloroethene	S24-Fe0067931	NCP	mg/L	< 0.001	< 0.001	<1	30%	Pass	
Trichlorofluoromethane	S24-Fe0067931	NCP	mg/L	< 0.005	< 0.005	<1	30%	Pass	
Vinyl chloride	S24-Fe0067931	NCP	mg/L	< 0.005	< 0.005	<1	30%	Pass	
Duplicate									
Total Recoverable Hydrocarbons - 2013 NEPM Fractions				Result 1	Result 2	RPD			
Naphthalene	S24-Fe0067931	NCP	mg/L	< 0.01	< 0.01	<1	30%	Pass	

Duplicate									
Polycyclic Aromatic Hydrocarbons (Trace level)				Result 1	Result 2	RPD			
Acenaphthene	S24-Fe0054774	NCP	mg/L	< 0.00001	< 0.00001	<1	30%	Pass	
Acenaphthylene	S24-Fe0054774	NCP	mg/L	< 0.00001	< 0.00001	<1	30%	Pass	
Anthracene	N24-Fe0053511	NCP	mg/L	< 0.00001	< 0.00001	<1	30%	Pass	
Benz(a)anthracene	S24-Fe0054774	NCP	mg/L	< 0.00001	< 0.00001	<1	30%	Pass	
Benzo(a)pyrene - low level	S24-Fe0054774	NCP	mg/L	< 0.00001	< 0.00001	<1	30%	Pass	
Benzo(b&j)fluoranthene	S24-Fe0054774	NCP	mg/L	< 0.00001	< 0.00001	<1	30%	Pass	
Benzo(g.h.i)perylene	S24-Fe0054774	NCP	mg/L	< 0.00001	< 0.00001	<1	30%	Pass	
Benzo(k)fluoranthene	S24-Fe0054774	NCP	mg/L	< 0.00001	< 0.00001	<1	30%	Pass	
Chrysene	S24-Fe0054774	NCP	mg/L	< 0.00001	< 0.00001	<1	30%	Pass	
Dibenz(a.h)anthracene	S24-Fe0054774	NCP	mg/L	< 0.00001	< 0.00001	<1	30%	Pass	
Fluoranthene	S24-Fe0054774	NCP	mg/L	0.00007	0.00008	13	30%	Pass	
Fluorene	S24-Fe0054774	NCP	mg/L	< 0.00001	< 0.00001	<1	30%	Pass	
Indeno(1.2.3-cd)pyrene	S24-Fe0054774	NCP	mg/L	< 0.00001	< 0.00001	<1	30%	Pass	
Naphthalene	S24-Fe0054774	NCP	mg/L	0.00005	0.00005	<1	30%	Pass	
Phenanthrene	S24-Fe0054774	NCP	mg/L	0.00008	0.00008	<1	30%	Pass	
Pyrene	S24-Fe0054774	NCP	mg/L	0.00024	0.00022	8.7	30%	Pass	
Duplicate									
Heavy Metals				Result 1	Result 2	RPD			
Arsenic (filtered)	S24-Fe0055076	NCP	mg/L	< 0.001	< 0.001	<1	30%	Pass	
Cadmium (filtered)	S24-Fe0055076	NCP	mg/L	< 0.0002	< 0.0002	<1	30%	Pass	
Chromium (filtered)	S24-Fe0055076	NCP	mg/L	< 0.001	< 0.001	<1	30%	Pass	
Copper (filtered)	S24-Fe0055076	NCP	mg/L	< 0.001	< 0.001	<1	30%	Pass	
Lead (filtered)	S24-Fe0055075	NCP	mg/L	< 0.001	< 0.001	<1	30%	Pass	
Mercury (filtered)	S24-Fe0055076	NCP	mg/L	< 0.0001	< 0.0001	<1	30%	Pass	
Nickel (filtered)	S24-Fe0055076	NCP	mg/L	< 0.001	< 0.001	<1	30%	Pass	
Zinc (filtered)	S24-Fe0055076	NCP	mg/L	0.018	0.017	4.1	30%	Pass	
Duplicate									
Perfluoroalkyl carboxylic acids (PFCAs)				Result 1	Result 2	RPD			
Perfluorobutanoic acid (PFBA)	S24-Fe0055231	CP	ug/L	< 0.05	< 0.05	<1	30%	Pass	
Perfluoropentanoic acid (PFPeA)	S24-Fe0055231	CP	ug/L	< 0.01	< 0.01	<1	30%	Pass	
Perfluorohexanoic acid (PFHxA)	S24-Fe0055231	CP	ug/L	< 0.01	< 0.01	<1	30%	Pass	
Perfluoroheptanoic acid (PFHpA)	S24-Fe0055231	CP	ug/L	< 0.01	< 0.01	<1	30%	Pass	
Perfluorooctanoic acid (PFOA)	S24-Fe0055231	CP	ug/L	< 0.01	< 0.01	<1	30%	Pass	
Perfluorononanoic acid (PFNA)	S24-Fe0055231	CP	ug/L	< 0.01	< 0.01	<1	30%	Pass	
Perfluorodecanoic acid (PFDA)	S24-Fe0055231	CP	ug/L	< 0.01	< 0.01	<1	30%	Pass	
Perfluoroundecanoic acid (PFUnDA)	S24-Fe0055231	CP	ug/L	< 0.01	< 0.01	<1	30%	Pass	
Perfluorododecanoic acid (PFDoDA)	S24-Fe0055231	CP	ug/L	< 0.01	< 0.01	<1	30%	Pass	
Perfluorotridecanoic acid (PFTrDA)	S24-Fe0055231	CP	ug/L	< 0.01	< 0.01	<1	30%	Pass	
Perfluorotetradecanoic acid (PFTeDA)	S24-Fe0055231	CP	ug/L	< 0.01	< 0.01	<1	30%	Pass	
Duplicate									
Perfluoroalkyl sulfonamido substances				Result 1	Result 2	RPD			
Perfluorooctane sulfonamide (FOSA)	S24-Fe0055231	CP	ug/L	< 0.05	< 0.05	<1	30%	Pass	
N-methylperfluoro-1-octane sulfonamide (N-MeFOSA)	S24-Fe0055231	CP	ug/L	< 0.05	< 0.05	<1	30%	Pass	
N-ethylperfluoro-1-octane sulfonamide (N-EtFOSA)	S24-Fe0055231	CP	ug/L	< 0.05	< 0.05	<1	30%	Pass	
2-(N-methylperfluoro-1-octane sulfonamido)-ethanol(N-MeFOSE)	S24-Fe0055231	CP	ug/L	< 0.05	< 0.05	<1	30%	Pass	
2-(N-ethylperfluoro-1-octane sulfonamido)-ethanol(N-EtFOSE)	S24-Fe0055231	CP	ug/L	< 0.05	< 0.05	<1	30%	Pass	

Duplicate									
Perfluoroalkyl sulfonamido substances				Result 1	Result 2	RPD			
N-ethyl-perfluorooctanesulfonamidoacetic acid (N-EtFOSAA)	S24-Fe0055231	CP	ug/L	< 0.05	< 0.05	<1	30%	Pass	
N-methyl-perfluorooctanesulfonamidoacetic acid (N-MeFOSAA)	S24-Fe0055231	CP	ug/L	< 0.05	< 0.05	<1	30%	Pass	
Duplicate									
Perfluoroalkyl sulfonic acids (PFSAs)				Result 1	Result 2	RPD			
Perfluorobutanesulfonic acid (PFBS)	S24-Fe0055231	CP	ug/L	< 0.01	< 0.01	<1	30%	Pass	
Perfluorononanesulfonic acid (PFNS)	S24-Fe0055231	CP	ug/L	< 0.01	< 0.01	<1	30%	Pass	
Perfluoropropanesulfonic acid (PFPrS)	S24-Fe0055231	CP	ug/L	< 0.01	< 0.01	<1	30%	Pass	
Perfluoropentanesulfonic acid (PFPeS)	S24-Fe0055231	CP	ug/L	< 0.01	< 0.01	<1	30%	Pass	
Perfluorohexanesulfonic acid (PFHxS)	S24-Fe0055231	CP	ug/L	0.02	0.02	3.7	30%	Pass	
Perfluoroheptanesulfonic acid (PFHpS)	S24-Fe0055231	CP	ug/L	< 0.01	< 0.01	<1	30%	Pass	
Perfluorooctanesulfonic acid (PFOS)	S24-Fe0055231	CP	ug/L	< 0.01	< 0.01	<1	30%	Pass	
Perfluorodecanesulfonic acid (PFDS)	S24-Fe0055231	CP	ug/L	< 0.01	< 0.01	<1	30%	Pass	
Duplicate									
n:2 Fluorotelomer sulfonic acids (n:2 FTSAs)				Result 1	Result 2	RPD			
1H.1H.2H.2H-perfluorohexanesulfonic acid (4:2 FTSA)	S24-Fe0055231	CP	ug/L	< 0.01	< 0.01	<1	30%	Pass	
1H.1H.2H.2H-perfluorooctanesulfonic acid(6:2 FTSA)	S24-Fe0055231	CP	ug/L	< 0.05	< 0.05	<1	30%	Pass	
1H.1H.2H.2H-perfluorodecanesulfonic acid (8:2 FTSA)	S24-Fe0055231	CP	ug/L	< 0.01	< 0.01	<1	30%	Pass	
1H.1H.2H.2H-perfluorododecanesulfonic acid (10:2 FTSA)	S24-Fe0055231	CP	ug/L	< 0.01	< 0.01	<1	30%	Pass	
Duplicate									
Perfluoroalkyl carboxylic acids (PFCAs)				Result 1	Result 2	RPD			
Perfluorobutanoic acid (PFBA)	S24-Fe0055240	CP	ug/L	< 0.05	< 0.05	<1	30%	Pass	
Perfluoropentanoic acid (PFPeA)	S24-Fe0055240	CP	ug/L	< 0.01	< 0.01	<1	30%	Pass	
Perfluorohexanoic acid (PFHxA)	S24-Fe0055240	CP	ug/L	< 0.01	< 0.01	<1	30%	Pass	
Perfluoroheptanoic acid (PFHpA)	S24-Fe0055240	CP	ug/L	< 0.01	< 0.01	<1	30%	Pass	
Perfluorooctanoic acid (PFOA)	S24-Fe0055240	CP	ug/L	< 0.01	< 0.01	<1	30%	Pass	
Perfluorononanoic acid (PFNA)	S24-Fe0055240	CP	ug/L	< 0.01	< 0.01	<1	30%	Pass	
Perfluorodecanoic acid (PFDA)	S24-Fe0055240	CP	ug/L	< 0.01	< 0.01	<1	30%	Pass	
Perfluoroundecanoic acid (PFUnDA)	S24-Fe0055240	CP	ug/L	< 0.01	< 0.01	<1	30%	Pass	
Perfluorododecanoic acid (PFDoDA)	S24-Fe0055240	CP	ug/L	< 0.01	< 0.01	<1	30%	Pass	
Perfluorotridecanoic acid (PFTrDA)	S24-Fe0055240	CP	ug/L	< 0.01	< 0.01	<1	30%	Pass	
Perfluorotetradecanoic acid (PFTeDA)	S24-Fe0055240	CP	ug/L	< 0.01	< 0.01	<1	30%	Pass	

Duplicate									
Perfluoroalkyl sulfonamido substances				Result 1	Result 2	RPD			
Perfluorooctane sulfonamide (FOSA)	S24-Fe0055240	CP	ug/L	< 0.05	< 0.05	<1	30%	Pass	
N-methylperfluoro-1-octane sulfonamide (N-MeFOSA)	S24-Fe0055240	CP	ug/L	< 0.05	< 0.05	<1	30%	Pass	
N-ethylperfluoro-1-octane sulfonamide (N-EtFOSA)	S24-Fe0055240	CP	ug/L	< 0.05	< 0.05	<1	30%	Pass	
2-(N-methylperfluoro-1-octane sulfonamido)-ethanol(N-MeFOSE)	S24-Fe0055240	CP	ug/L	< 0.05	< 0.05	<1	30%	Pass	
2-(N-ethylperfluoro-1-octane sulfonamido)-ethanol(N-EtFOSE)	S24-Fe0055240	CP	ug/L	< 0.05	< 0.05	<1	30%	Pass	
N-ethyl-perfluorooctanesulfonamidoacetic acid (N-EtFOSAA)	S24-Fe0055240	CP	ug/L	< 0.05	< 0.05	<1	30%	Pass	
N-methyl-perfluorooctanesulfonamidoacetic acid (N-MeFOSAA)	S24-Fe0055240	CP	ug/L	< 0.05	< 0.05	<1	30%	Pass	
Duplicate									
Perfluoroalkyl sulfonic acids (PFSAs)				Result 1	Result 2	RPD			
Perfluorobutanesulfonic acid (PFBS)	S24-Fe0055240	CP	ug/L	< 0.01	< 0.01	<1	30%	Pass	
Perfluorononanesulfonic acid (PFNS)	S24-Fe0055240	CP	ug/L	< 0.01	< 0.01	<1	30%	Pass	
Perfluoropropanesulfonic acid (PFPrS)	S24-Fe0055240	CP	ug/L	< 0.01	< 0.01	<1	30%	Pass	
Perfluoropentanesulfonic acid (PFPeS)	S24-Fe0055240	CP	ug/L	< 0.01	< 0.01	<1	30%	Pass	
Perfluorohexanesulfonic acid (PFHxS)	S24-Fe0055240	CP	ug/L	< 0.01	< 0.01	<1	30%	Pass	
Perfluoroheptanesulfonic acid (PFHpS)	S24-Fe0055240	CP	ug/L	< 0.01	< 0.01	<1	30%	Pass	
Perfluorooctanesulfonic acid (PFOS)	S24-Fe0055240	CP	ug/L	< 0.01	< 0.01	<1	30%	Pass	
Perfluorodecanesulfonic acid (PFDS)	S24-Fe0055240	CP	ug/L	< 0.01	< 0.01	<1	30%	Pass	
Duplicate									
n:2 Fluorotelomer sulfonic acids (n:2 FTSAs)				Result 1	Result 2	RPD			
1H.1H.2H.2H-perfluorohexanesulfonic acid (4:2 FTSA)	S24-Fe0055240	CP	ug/L	< 0.01	< 0.01	<1	30%	Pass	
1H.1H.2H.2H-perfluorooctanesulfonic acid(6:2 FTSA)	S24-Fe0055240	CP	ug/L	< 0.05	< 0.05	<1	30%	Pass	
1H.1H.2H.2H-perfluorodecanesulfonic acid (8:2 FTSA)	S24-Fe0055240	CP	ug/L	< 0.01	< 0.01	<1	30%	Pass	
1H.1H.2H.2H-perfluorododecanesulfonic acid (10:2 FTSA)	S24-Fe0055240	CP	ug/L	< 0.01	< 0.01	<1	30%	Pass	

Comments

Sample Integrity

Custody Seals Intact (if used)	N/A
Attempt to Chill was evident	Yes
Sample correctly preserved	Yes
Appropriate sample containers have been used	Yes
Sample containers for volatile analysis received with minimal headspace	Yes
Samples received within HoldingTime	Yes
Some samples have been subcontracted	No

Qualifier Codes/Comments

Code	Description
N01	F2 is determined by arithmetically subtracting the "naphthalene" value from the ">C10-C16" value. The naphthalene value used in this calculation is obtained from volatiles (Purge & Trap analysis).
N02	Where we have reported both volatile (P&T GCMS) and semivolatile (GCMS) naphthalene data, results may not be identical. Provided correct sample handling protocols have been followed, any observed differences in results are likely to be due to procedural differences within each methodology. Results determined by both techniques have passed all QAQC acceptance criteria, and are entirely technically valid.
N04	F1 is determined by arithmetically subtracting the "Total BTEX" value from the "C6-C10" value. The "Total BTEX" value is obtained by summing the concentrations of BTEX analytes. The "C6-C10" value is obtained by quantitating against a standard of mixed aromatic/aliphatic analytes.
N11	Isotope dilution is used for calibration of each native compound for which an exact labelled analogue is available (Isotope Dilution Quantitation). The isotopically labelled analogues allow identification and recovery correction of the concentration of the associated native PFAS compounds.
N15	Where the native PFAS compound does not have labelled analogue then the quantification is made using the Extracted Internal Standard Analyte with the closest retention time to the analyte and no recovery correction has been made (Internal Standard Quantitation).

Authorised by:

Ursula Long	Analytical Services Manager
Joseph Edouard	Senior Analyst-Organic
Mickael Ros	Senior Analyst-Metal
Roopesh Rangarajan	Senior Analyst-Organic
Roopesh Rangarajan	Senior Analyst-Volatile



Glenn Jackson
Managing Director

Final Report – this report replaces any previously issued Report

- Indicates Not Requested

* Indicates NATA accreditation does not cover the performance of this service

Measurement uncertainty of test data is available on request or please click here.

Eurofins shall not be liable for loss, cost, damages or expenses incurred by the client, or any other person or company, resulting from the use of any information or interpretation given in this report. In no case shall Eurofins be liable for consequential damages including, but not limited to, lost profits, damages for failure to meet deadlines and lost production arising from this report. This document shall not be reproduced except in full and relates only to the items tested. Unless indicated otherwise, the tests were performed on the samples as received.

FW: Eurofins Test Results, Invoice - Report 1070199 : Site SMITHFIELD (21182)

Julia Nicholson <Julia.Nicholson@senversa.com.au>
Wed 2024-02-28 9:11 AM

To:Adam Bateup <AdamBateup@eurofins.com>
Cc:#AU25_Enviro_Sample_NSW <EnviroSampleNSW@eurofins.com>

10 attachments (4 MB)

1070199_data.csv; 1070199_COC.pdf; 1070199_sample_receipt_coc.pdf; 1070199_summary.pdf; 21182.1070199.Header.xml; SMITHFIELD 21182.1070199.Chemistry2e.csv; SMITHFIELD 21182.1070199.Sample2e.csv; 1070199_invoice_AU01-836198.pdf; 1070199-S_report.pdf; 1070199-AID.pdf;

CAUTION: EXTERNAL EMAIL - Sent from an email domain that is not formally trusted by Eurofins. Do not click on links or open attachments unless you recognise the sender and are certain that the content is safe.

Hi Adam

Could I please get chromium suite analysis on samples SB23_1.8-1.9, SB24_1.0-1.1 and SB25_1.0-1.1.

Also can you please correct the sample names to be SB not SS.

Thank you 😊

Also thank you for sending through Gateway results last night!

senversa

Julia Nicholson
Senior Associate Environmental Scientist
M: +61 435 372 567
www.senversa.com.au
Level 24, 1 Market St,
Djubuguli, Eora Country
Sydney, NSW, 2000, Australia

From: UrsulaLong@eurofins.com <UrsulaLong@eurofins.com>
Sent: Tuesday, February 27, 2024 10:43 PM
To: Julia Nicholson <Julia.Nicholson@senversa.com.au>
Subject: Eurofins Test Results, Invoice - Report 1070199 : Site SMITHFIELD (21182)

Please find attached results and invoice for your project in the subject header.

Regards

Ursula Long

Eurofins
179 Magowar Road
Girraween NSW 2145
AUSTRALIA
Phone: +61 428 845 495
Email: UrsulaLong@eurofins.com
Website:[http://]environment.eurofins.com.au
View our latest EnviroNotes

eurofins | Environment Testing

www.eurofins.com.au EnviroSales@eurofins.com

Eurofins Environment Testing Australia Pty Ltd

ABN: 50 005 085 521

Melbourne	Geelong	Sydney	Canberra	Brisbane	Newcastle
6 Monterey Road	19/8 Lewalan Street	179 Magowar Road	Unit 1,2 Dacre Street	1/21 Smallwood Place	1/2 Frost Drive
Dandenong South	Grovedale	Girraween	Mitchell	Murarrie	Mayfield West
VIC 3175	VIC 3216	NSW 2145	ACT 2911	QLD 4172	NSW 2304
+61 3 8564 5000	+61 3 8564 5000	+61 2 9900 8400	+61 2 6113 8091	T: +61 7 3902 4600	+61 2 4968 8448
NATA# 1261	NATA# 1261	NATA# 1261	NATA# 1261	NATA# 1261	NATA# 1261
Site# 1254	Site# 25403	Site# 18217	Site# 25466	Site# 20794	Site# 25079 & 25289

Eurofins ARL Pty Ltd

ABN: 91 05 0159 898

Perth
46-48 Banksia Road
Welshpool
WA 6106
+61 8 6253 4444
NATA# 2377
Site# 2370

Eurofins Environment Testing NZ Ltd

NZBN: 9429046024954

Auckland	Auckland (Asb)	Christchurch	Tauranga
35 O'Rorke Road	Unit C1/4 Pacific Rise,	43 Detroit Drive	1277 Cameron Road,
Penrose,	Mount Wellington,	Rolleston,	Gate Pa,
Auckland 1061	Auckland 1061	Christchurch 7675	Tauranga 3112
+64 9 526 4551	+64 9 525 0568	+64 3 343 5201	+64 9 525 0568
IANZ# 1327	IANZ# 1308	IANZ# 1290	IANZ# 1402

Sample Receipt Advice

Company name:	Senversa Pty Ltd NSW
Contact name:	Julia Nicholson
Project name:	ADDITIONAL: SMITHFIELD
Project ID:	ADDITIONAL: 21182
Turnaround time:	5 Day
Date/Time received	Feb 28, 2024 9:11 AM
Eurofins reference	1073433

Sample Information

✓	A detailed list of analytes logged into our LIMS, is included in the attached summary table.
✓	All samples have been received as described on the above COC.
✓	COC has been completed correctly.
✓	Attempt to chill was evident.
✓	Appropriately preserved sample containers have been used.
✓	All samples were received in good condition.
✓	Samples have been provided with adequate time to commence analysis in accordance with the relevant holding times.
✓	Appropriate sample containers have been used.
✓	Sample containers for volatile analysis received with zero headspace.
X	Split sample sent to requested external lab.
X	Some samples have been subcontracted.
N/A	Custody Seals intact (if used).

Notes

Contact

If you have any questions with respect to these samples, please contact your Analytical Services Manager:

Adam Bateup on phone : or by email: AdamBateup@eurofins.com

Results will be delivered electronically via email to Julia Nicholson - julia.nicholson@senversa.com.au.

Note: A copy of these results will also be delivered to the general Senversa Pty Ltd NSW email address.

eurofins

web: www.eurofins.com.au
email: EnviroSales@eurofins.com

Eurofins Environment Testing Australia Pty Ltd
ABN: 50 005 085 521

Melbourne	Geelong	Sydney	Canberra	Brisbane	Newcastle
6 Monterey Road	19/8 Lewalan Street	179 Magowar Road	Unit 1,2 Dacre Street	1/21 Smallwood Place	1/2 Frost Drive
Dandenong South	Grovedale	Girraween	Mitchell	Murarrie	Mayfield West
VIC 3175	VIC 3216	NSW 2145	ACT 2911	QLD 4172	NSW 2304
+61 3 8564 5000	+61 3 8564 5000	+61 2 9900 8400	+61 2 6113 8091	T: +61 7 3902 4600	+61 2 4968 8448
NATA# 1261	NATA# 1261	NATA# 1261	NATA# 1261	NATA# 1261	NATA# 1261
Site# 1254	Site# 25403	Site# 18217	Site# 25466	Site# 20794	Site# 25079 & 25289

Eurofins ARL Pty Ltd
ABN: 91 05 0159 898

Perth
46-48 Banksia Road
Welshpool
WA 6106
+61 8 6253 4444
NATA# 2377
Site# 2370

Eurofins Environment Testing NZ Ltd
NZBN: 9429046024954

Auckland	Auckland (Asb)	Christchurch	Tauranga
35 O'Rorke Road	Unit C1/4 Pacific Rise,	43 Detroit Drive	1277 Cameron Road,
Penrose,	Mount Wellington,	Rolleston,	Gate Pa,
Auckland 1061	Auckland 1061	Christchurch 7675	Tauranga 3112
+64 9 526 4551	+64 9 525 0568	+64 3 343 5201	+64 9 525 0568
IANZ# 1327	IANZ# 1308	IANZ# 1290	IANZ# 1402

Company Name: Senversa Pty Ltd NSW
Address: Level 24, 1 Market Street
SYDNEY
NSW 2000

Order No.:
Report #: 1073433
Phone: 02 9994 8016
Fax: 03 9606 0074

Received: Feb 28, 2024 9:11 AM
Due: Mar 6, 2024
Priority: 5 Day
Contact Name: Julia Nicholson

Project Name: ADDITIONAL: SMITHFIELD
Project ID: ADDITIONAL: 21182

Eurofins Analytical Services Manager : Adam Bateup

Sample Detail						Chromium Reducible Sulfur Suite	Moisture Set
Sydney Laboratory - NATA # 1261 Site # 18217							X
Brisbane Laboratory - NATA # 1261 Site # 20794						X	
External Laboratory							
No	**Sample ID**	**Sample Date**	**Sampling Time**	**Matrix**	**LAB ID**		
1	SB23_1.8-1.9	Feb 14, 2024		Soil	S24-Fe0073068	X	X
2	SB24_1.0-1.1	Feb 14, 2024		Soil	S24-Fe0073069	X	X
3	SB25_1.0-1.1	Feb 14, 2024		Soil	S24-Fe0073070	X	X
Test Counts						3	3

Senversa Pty Ltd NSW
Level 24, 1 Market Street
SYDNEY
NSW 2000

NATA Accredited
Accreditation Number 1261
Site Number 20794

Accredited for compliance with ISO/IEC 17025 – Testing
NATA is a signatory to the ILAC Mutual Recognition Arrangement for the mutual recognition of the equivalence of testing, medical testing, calibration, inspection, proficiency testing scheme providers and reference materials producers reports and certificates.

Attention: **Julia Nicholson**

Report **1073433-S**
Project name ADDITIONAL: SMITHFIELD
Project ID ADDITIONAL: 21182
Received Date Feb 28, 2024

Client Sample ID			**SB23_1.8-1.9**	**SB24_1.0-1.1**	**SB25_1.0-1.1**
Sample Matrix			**Soil**	**Soil**	**Soil**
Eurofins Sample No.			**S24-Fe0073068**	**S24-Fe0073069**	**S24-Fe0073070**
Date Sampled			**Feb 14, 2024**	**Feb 14, 2024**	**Feb 14, 2024**
Test/Reference	LOR	Unit			
Actual Acidity (NLM-3.2)					
pH-KCL (NLM-3.1)	0.1	pH Units	5.6	5.3	4.8
Titratable Actual Acidity (NLM-3.2)	2	mol H+/t	9.3	15	33
Titratable Actual Acidity (NLM-3.2)	0.003	% pyrite S	0.015	0.025	0.052
Potential Acidity - Chromium Reducible Sulfur					
Chromium Reducible Sulfur (s-SCr) (NLM-2.1)[S04]	0.005	% S	0.010	0.006	0.013
Chromium Reducible Sulfur (a-SCr) (NLM-2.1)	3	mol H+/t	6.0	3.4	8.2
Extractable Sulfur					
Sulfur - KCl Extractable	0.005	% S	N/A	N/A	N/A
HCl Extractable Sulfur	0.005	% S	N/A	N/A	N/A
Retained Acidity (S-NAS)					
Net Acid soluble sulfur (SNAS) NLM-4.1	0.005	% S	N/A	N/A	N/A
Net Acid soluble sulfur (s-SNAS) NLM-4.1[S02]	0.005	% S	N/A	N/A	N/A
Net Acid soluble sulfur (a-SNAS) NLM-4.1	2	mol H+/t	N/A	N/A	N/A
HCl Extractable Sulfur Correction Factor	1	factor	2.0	2.0	2.0
Acid Neutralising Capacity (ANCbt)					
Acid Neutralising Capacity - (ANCbt) (NLM-5.2)	0.01	% CaCO3	N/A	N/A	N/A
Acid Neutralising Capacity - (s-ANCbt) (NLM-5.2)[S03]	0.02	% S	N/A	N/A	N/A
Acid Neutralising Capacity - (a-ANCbt) (NLM-5.2)	2	mol H+/t	N/A	N/A	N/A
ANC Fineness Factor		factor	1.5	1.5	1.5
Net Acidity (Including ANC)					
s-CRS Suite - Net Acidity - NASSG (including ANC)	0.02	% S	0.03	0.03	0.07
CRS Suite - Net Acidity - NASSG (Including ANC)	10	mol H+/t	15	19	41
CRS Suite - Liming Rate - NASSG (Including ANC)[S01]	1	kg CaCO3/t	1.2	1.4	3.1
Extraneous Material					
<2mm Fraction	0.005	g	35	20	49
>2mm Fraction	0.005	g	0.40	17	14
Analysed Material	0.1	%	99	55	77
Extraneous Material	0.1	%	1.1	45	23
Sample Properties					
% Moisture	1	%	14	21	17

Sample History

Where samples are submitted/analysed over several days, the last date of extraction is reported.

If the date and time of sampling are not provided, the Laboratory will not be responsible for compromised results should testing be performed outside the recommended holding time.

Description	Testing Site	Extracted	Holding Time
Chromium Reducible Sulfur Suite			
Chromium Suite	Brisbane	Mar 04, 2024	6 Week
- Method: LTM-GEN-7070 Chromium Reducible Sulfur Suite			
Extraneous Material	Brisbane	Mar 04, 2024	6 Week
- Method: LTM-GEN-7050/7070			
% Moisture	Sydney	Feb 29, 2024	14 Days
- Method: LTM-GEN-7080 Moisture			

eurofins

web: www.eurofins.com.au
email: EnviroSales@eurofins.com

Eurofins Environment Testing Australia Pty Ltd
ABN: 50 005 085 521

Melbourne	Geelong	Sydney	Canberra	Brisbane	Newcastle
6 Monterey Road	19/8 Lewalan Street	179 Magowar Road	Unit 1,2 Dacre Street	1/21 Smallwood Place	1/2 Frost Drive
Dandenong South	Grovedale	Girraween	Mitchell	Murarrie	Mayfield West
VIC 3175	VIC 3216	NSW 2145	ACT 2911	QLD 4172	NSW 2304
+61 3 8564 5000	+61 3 8564 5000	+61 2 9900 8400	+61 2 6113 8091	T: +61 7 3902 4600	+61 2 4968 8448
NATA# 1261	NATA# 1261	NATA# 1261	NATA# 1261	NATA# 1261	NATA# 1261
Site# 1254	Site# 25403	Site# 18217	Site# 25466	Site# 20794	Site# 25079 & 25289

Eurofins ARL Pty Ltd
ABN: 91 05 0159 898

Perth
46-48 Banksia Road
Welshpool
WA 6106
+61 8 6253 4444
NATA# 2377
Site# 2370

Eurofins Environment Testing NZ Ltd
NZBN: 9429046024954

Auckland	Auckland (Asb)	Christchurch	Tauranga
35 O'Rorke Road	Unit C1/4 Pacific Rise,	43 Detroit Drive	1277 Cameron Road,
Penrose,	Mount Wellington,	Rolleston,	Gate Pa,
Auckland 1061	Auckland 1061	Christchurch 7675	Tauranga 3112
+64 9 526 4551	+64 9 525 0568	+64 3 343 5201	+64 9 525 0568
IANZ# 1327	IANZ# 1308	IANZ# 1290	IANZ# 1402

Company Name: Senversa Pty Ltd NSW
Address: Level 24, 1 Market Street
SYDNEY
NSW 2000

Order No.:
Report #: 1073433
Phone: 02 9994 8016
Fax: 03 9606 0074

Received: Feb 28, 2024 9:11 AM
Due: Mar 6, 2024
Priority: 5 Day
Contact Name: Julia Nicholson

Project Name: ADDITIONAL: SMITHFIELD
Project ID: ADDITIONAL: 21182

Eurofins Analytical Services Manager : Adam Bateup

Sample Detail						Chromium Reducible Sulfur Suite	Moisture Set
Sydney Laboratory - NATA # 1261 Site # 18217							X
Brisbane Laboratory - NATA # 1261 Site # 20794						X	
External Laboratory							
No	**Sample ID**	**Sample Date**	**Sampling Time**	**Matrix**	**LAB ID**		
1	SB23_1.8-1.9	Feb 14, 2024		Soil	S24-Fe0073068	X	X
2	SB24_1.0-1.1	Feb 14, 2024		Soil	S24-Fe0073069	X	X
3	SB25_1.0-1.1	Feb 14, 2024		Soil	S24-Fe0073070	X	X
Test Counts						3	3

eurofins | Environment Testing

Internal Quality Control Review and Glossary

General

1. Laboratory QC results for Method Blanks, Duplicates, Matrix Spikes, and Laboratory Control Samples follow guidelines delineated in the National Environment Protection (Assessment of Site Contamination) Measure 1999, as amended May 2013. They are included in this QC report where applicable. Additional QC data may be available on request.
2. Unless otherwise stated, all soil/sediment/solid results are reported on a dry weight basis.
3. Unless otherwise stated, all biota/food results are reported on a wet weight basis on the edible portion.
4. For CEC results where the sample's origin is unknown or environmentally contaminated, the results should be used advisedly.
5. Actual LORs are matrix dependent. Quoted LORs may be raised where sample extracts are diluted due to interferences.
6. Results are uncorrected for matrix spikes or surrogate recoveries except for PFAS compounds.
7. SVOC analysis on waters is performed on homogenised, unfiltered samples unless noted otherwise.
8. Samples were analysed on an 'as received' basis.
9. Information identified in this report with **blue** colour indicates data provided by customers that may have an impact on the results.
10. This report replaces any interim results previously issued.

Holding Times

Please refer to the 'Sample Preservation and Container Guide' for holding times (QS3001).

For samples received on the last day of holding time, notification of testing requirements should have been received at least 6 hours before sample receipt deadlines as stated on the SRA.

If the Laboratory did not receive the information in the required timeframe, and despite any other integrity issues, suitably qualified results may still be reported.

Holding times apply from the date of sampling; therefore, compliance with these may be outside the laboratory's control.

For VOCs containing vinyl chloride, styrene and 2-chloroethyl vinyl ether, the holding time is seven days; however, for all other VOCs, such as BTEX or C6-10 TRH, the holding time is 14 days.

Units

mg/kg: milligrams per kilogram	**mg/L:** milligrams per litre	**ppm:** parts per million
µg/L: micrograms per litre	**ppb:** parts per billion	**%:** Percentage
org/100 mL: Organisms per 100 millilitres	**NTU:** Nephelometric Turbidity Units	**MPN/100 mL:** Most Probable Number of organisms per 100 millilitres
CFU: Colony forming unit	**Colour:** Pt-Co Units	

Terms

APHA	American Public Health Association
CEC	Cation Exchange Capacity
COC	Chain of Custody
CP	Client Parent - QC was performed on samples pertaining to this report
CRM	Certified Reference Material (ISO17034) - reported as percent recovery.
Dry	Where moisture has been determined on a solid sample, the result is expressed on a dry weight basis.
Duplicate	A second piece of analysis from the same sample and reported in the same units as the result to show comparison.
LOR	Limit of Reporting.
LCS	Laboratory Control Sample - reported as percent recovery.
Method Blank	In the case of solid samples, these are performed on laboratory-certified clean sands and in the case of water samples, these are performed on de-ionised water.
NCP	Non-Client Parent - QC performed on samples not pertaining to this report, QC represents the sequence or batch that client samples were analysed within.
RPD	Relative Percent Difference between two Duplicate pieces of analysis.
SPIKE	Addition of the analyte to the sample and reported as percentage recovery.
SRA	Sample Receipt Advice
Surr - Surrogate	The addition of a similar compound to the analyte target is reported as percentage recovery. See below for acceptance criteria.
TBTO	Tributyltin oxide (*bis*-tributyltin oxide) - individual tributyltin compounds cannot be identified separately in the environment; however, free tributyltin was measured, and its values were converted stoichiometrically into tributyltin oxide for comparison with regulatory limits.
TCLP	Toxicity Characteristic Leaching Procedure
TEQ	Toxic Equivalency Quotient or Total Equivalence
QSM	US Department of Defense Quality Systems Manual Version 6.0
US EPA	United States Environmental Protection Agency
WA DWER	Sum of PFBA, PFPeA, PFHxA, PFHpA, PFOA, PFBS, PFHxS, PFOS, 6:2 FTSA, 8:2 FTSA

QC - Acceptance Criteria

The acceptance criteria should only be used as a guide and may be different when site-specific Sampling Analysis and Quality Plan (SAQP) have been implemented.

RPD Duplicates: Global RPD Duplicates Acceptance Criteria is ≤30%; however, the following acceptance guidelines are equally applicable:

Results <10 times the LOR:	No Limit
Results between 10-20 times the LOR:	RPD must lie between 0-50%
Results >20 times the LOR:	RPD must lie between 0-30%

NOTE: pH duplicates are reported as a range, not as RPD

Surrogate Recoveries: Recoveries must lie between 20-130% for Speciated Phenols & 50-150% for PFAS. SVOCs recoveries 20 – 150%, VOC recoveries 70 – 130%

PFAS field samples containing surrogate recoveries above the QC limit designated in QSM 6.0, where no positive PFAS results have been reported or reviewed, and no data was affected.

QC Data General Comments

1. Where a result is reported as less than (<), higher than the nominated LOR, this is due to either matrix interference, extract dilution required due to interferences or contaminant levels within the sample, high moisture content or insufficient sample provided.
2. Duplicate data shown within this report that states the word "BATCH" is a Batch Duplicate from outside of your sample batch but within the laboratory sample batch at a 1:10 ratio. The Parent and Duplicate data shown are not data from your samples.
3. pH and Free Chlorine analysed in the laboratory - Analysis on this test must begin within 30 minutes of sampling. Therefore, laboratory analysis is unlikely to be completed within holding time.Analysis will begin as soon as possible after sample receipt.
4. Recovery Data (Spikes & Surrogates) - where chromatographic interference does not allow the determination of recovery, the term "INT" appears against that analyte.
5. For Matrix Spikes and LCS results, a dash "-" in the report means that the specific analyte was not added to the QC sample.
6. Duplicate RPDs are calculated from raw analytical data; thus, it is possible to have two sets of data.

Quality Control Results

Test	Units	Result 1			Acceptance Limits	Pass Limits	Qualifying Code
LCS - % Recovery							
Actual Acidity (NLM-3.2)							
pH-KCL (NLM-3.1)	%	101			80-120	Pass	
Titratable Actual Acidity (NLM-3.2)	%	96			80-120	Pass	
LCS - % Recovery							
Potential Acidity - Chromium Reducible Sulfur							
Chromium Reducible Sulfur (s-SCr) (NLM-2.1)	%	103			80-120	Pass	

Test	Lab Sample ID	QA Source	Units	Result 1			Acceptance Limits	Pass Limits	Qualifying Code
Duplicate									
Actual Acidity (NLM-3.2)				Result 1	Result 2	RPD			
pH-KCL (NLM-3.1)	N24-Ma0014665	NCP	pH Units	8.9	8.9	<1	20%	Pass	
Titratable Actual Acidity (NLM-3.2)	N24-Ma0014665	NCP	mol H+/t	< 2	< 2	<1	20%	Pass	
Titratable Actual Acidity (NLM-3.2)	N24-Ma0014665	NCP	% pyrite S	< 0.003	< 0.003	<1	30%	Pass	
Duplicate									
Potential Acidity - Chromium Reducible Sulfur				Result 1	Result 2	RPD			
Chromium Reducible Sulfur (s-SCr) (NLM-2.1)	N24-Ma0014665	NCP	% S	0.012	0.013	<1	20%	Pass	
Chromium Reducible Sulfur (a-SCr) (NLM-2.1)	N24-Ma0014665	NCP	mol H+/t	7.7	8.4	7.6	30%	Pass	
Duplicate									
Extractable Sulfur				Result 1	Result 2	RPD			
Sulfur - KCl Extractable	N24-Ma0014665	NCP	% S	N/A	N/A	N/A	30%	Pass	
HCl Extractable Sulfur	N24-Ma0014665	NCP	% S	N/A	N/A	N/A	20%	Pass	
Duplicate									
Retained Acidity (S-NAS)				Result 1	Result 2	RPD			
Net Acid soluble sulfur (SNAS) NLM-4.1	N24-Ma0014665	NCP	% S	N/A	N/A	N/A	30%	Pass	
Net Acid soluble sulfur (s-SNAS) NLM-4.1	N24-Ma0014665	NCP	% S	N/A	N/A	N/A	30%	Pass	
Net Acid soluble sulfur (a-SNAS) NLM-4.1	N24-Ma0014665	NCP	mol H+/t	N/A	N/A	N/A	30%	Pass	
Duplicate									
Acid Neutralising Capacity (ANCbt)				Result 1	Result 2	RPD			
Acid Neutralising Capacity - (ANCbt) (NLM-5.2)	N24-Ma0014665	NCP	% CaCO3	0.71	0.67	6.2	20%	Pass	
Acid Neutralising Capacity - (s-ANCbt) (NLM-5.2)	N24-Ma0014665	NCP	% S	0.23	0.21	6.2	30%	Pass	
ANC Fineness Factor	N24-Ma0014665	NCP	factor	1.5	1.5	<1	30%	Pass	
Duplicate									
Net Acidity (Including ANC)				Result 1	Result 2	RPD			
s-CRS Suite - Net Acidity - NASSG (including ANC)	N24-Ma0014665	NCP	% S	< 0.02	< 0.02	<1	30%	Pass	
CRS Suite - Net Acidity - NASSG (Including ANC)	N24-Ma0014665	NCP	mol H+/t	< 10	< 10	<1	30%	Pass	
CRS Suite - Liming Rate - NASSG (Including ANC)	N24-Ma0014665	NCP	kg CaCO3/t	< 1	< 1	<1	30%	Pass	
Duplicate									
Sample Properties				Result 1	Result 2	RPD			
% Moisture	S24-Fe0073096	NCP	%	5.9	5.3	12	30%	Pass	

Comments

Sample Integrity

Custody Seals Intact (if used)	N/A
Attempt to Chill was evident	Yes
Sample correctly preserved	Yes
Appropriate sample containers have been used	Yes
Sample containers for volatile analysis received with minimal headspace	Yes
Samples received within HoldingTime	Yes
Some samples have been subcontracted	No

Qualifier Codes/Comments

Code	Description
S01	Liming rate is calculated and reported on a dry weight basis assuming use of fine agricultural lime (CaCO3) and using a safety factor of 1.5 to allow for non-homogeneous mixing and poor reactivity of lime. For conversion of Liming Rate from 'kg/t dry weight' to 'kg/m3 in-situ soil' multiply 'reported results' x 'wet bulk density of soil in t/m3'
S02	Retained Acidity is Reported when the pHKCl is less than pH 4.5
S03	Acid Neutralising Capacity is only required if the pHKCl if greater than or equal to pH 6.5
S04	Acid Sulfate Soil Samples have a 24 hour holding time unless frozen or dried within that period

Authorised by:

Adam Bateup	Analytical Services Manager
Jonathon Angell	Senior Analyst-SPOCAS



Glenn Jackson
Managing Director

Final Report – this report replaces any previously issued Report

- Indicates Not Requested

* Indicates NATA accreditation does not cover the performance of this service

Measurement uncertainty of test data is available on request or please click here.

Eurofins shall not be liable for loss, cost, damages or expenses incurred by the client, or any other person or company, resulting from the use of any information or interpretation given in this report. In no case shall Eurofins be liable for consequential damages including, but not limited to, lost profits, damages for failure to meet deadlines and lost production arising from this report. This document shall not be reproduced except in full and relates only to the items tested. Unless indicated otherwise, the tests were performed on the samples as received.

RE: 1068199, 1070199, 1066481 - Additional Analysis

Julia Nicholson <Julia.Nicholson@senversa.com.au>

Mon 2024-03-04 6:36 PM

To:Adam Bateup <AdamBateup@eurofins.com>
Cc:#AU25_Enviro_Sample_NSW <EnviroSampleNSW@eurofins.com>

CAUTION: EXTERNAL EMAIL - Sent from an email domain that is not formally trusted by Eurofins. Do not click on links or open attachments unless you recognise the sender and are certain that the content is safe.

Hi Adam

Can I please have 3 day turnaround.

Thank you 😊

senversa

Julia Nicholson
Senior Associate Environmental Scientist
M: +61 435 372 567
www.senversa.com.au
Level 24, 1 Market St,
Djubuguli, Eora Country
Sydney, NSW, 2000, Australia

From: Adam Bateup <AdamBateup@eurofins.com>
Sent: Monday, March 4, 2024 6:07 PM
To: Julia Nicholson <Julia.Nicholson@senversa.com.au>
Subject: RE: 1068199, 1070199, 1066481 - Additional Analysis

Hey Julia!

Please see the below table for pricing:

/	Standard	3-day
TOC x3	$61.50	$67.65
CEC x3	$92.10	$101.31
pH x3	$10.20	$11.22
SUM	**$163.80**	**$180.18**

Kind Regards,

Adam Bateup
Analytical Services Manager
My hours are 9 am - 5 pm

Eurofins Environment Testing Australia Pty Ltd
179 Magowar Road
Girraween, NSW, 2145

Email: adambateup@eurofins.com
I've updated my phone number, please contact me via 0447 584 487
Website: www.eurofins.com.au/environmental-testing

This e-mail including its attachments may contain confidential and proprietary information. Any unauthorized disclosure or use of this e-mail including its attachments is prohibited and may be prosecuted. If you are not the intended recipient, please inform the sender by an e-mail reply and delete the message.
Transmission by e-mail is not secure and can result in errors or omissions in the content of the message. Despite state-of-the-art precautions we cannot guarantee that e-mails and attachments are free from viruses. We accept no liability for viruses or any transmission-related errors and omissions. You need to always virus-check any e-mails and attachments.
Eurofins companies are independent legal entities that are bound only by members of their management bodies. No other persons have representation power unless specifically authorised by proxy or other legal means.

From: Julia Nicholson <Julia.Nicholson@senversa.com.au>
Sent: Monday, March 4, 2024 5:41 PM
To: Adam Bateup <AdamBateup@eurofins.com>
Cc: #AU25_Enviro_Sample_NSW <EnviroSampleNSW@eurofins.com>
Subject: 1068199, 1070199, 1066481 - Additional Analysis

CAUTION: EXTERNAL EMAIL - Sent from an email domain that is not formally trusted by Eurofins.

Do not click on links or open attachments unless you recognise the sender and are certain that the content is safe.

Hi Adam

Could I please get additional analysis for TOC, CEC and pH on 3 samples:

- SB18_0-0.1
- SB33_0-0.1
- MW05_0-0.1

What would be the price for this on standard and 3 day turnaround?

Thanks,
Julia

Julia Nicholson
Senior Associate Environmental Scientist

M: +61 435 372 567
E: Julia.Nicholson@senversa.com.au

www.senversa.com.au

Level 24, 1 Market St,
Djubuguli, Eora Country
Sydney, NSW, 2000, Australia
| Linkedin

This email and any attachments may contain information that is confidential and/or privileged. If you receive this email by mistake, please notify the sender and delete all copies. Confidentiality and/or privilege is not waived in relation to emails sent or received in error. Senversa accepts no responsibility for emails sent by employees that are of a personal nature or in breach of any law or regulation. We attempt to minimise cybersecurity risks, however cannot guarantee that emails or attachments are secure. Any personal information in this email must be handled in accordance with the Privacy Act 1988 (Cth) or equivalent.

Senversa acknowledges the traditional custodians of the lands and waters upon which we conduct our work, and pay our respect to the elders, past, present and those to come.

eurofins | Environment Testing

www.eurofins.com.au EnviroSales@eurofins.com

Eurofins Environment Testing Australia Pty Ltd

ABN: 50 005 085 521

Melbourne	Geelong	Sydney	Canberra	Brisbane	Newcastle
6 Monterey Road	19/8 Lewalan Street	179 Magowar Road	Unit 1,2 Dacre Street	1/21 Smallwood Place	1/2 Frost Drive
Dandenong South	Grovedale	Girraween	Mitchell	Murarrie	Mayfield West
VIC 3175	VIC 3216	NSW 2145	ACT 2911	QLD 4172	NSW 2304
+61 3 8564 5000	+61 3 8564 5000	+61 2 9900 8400	+61 2 6113 8091	T: +61 7 3902 4600	+61 2 4968 8448
NATA# 1261	NATA# 1261	NATA# 1261	NATA# 1261	NATA# 1261	NATA# 1261
Site# 1254	Site# 25403	Site# 18217	Site# 25466	Site# 20794	Site# 25079 & 25289

Eurofins ARL Pty Ltd

ABN: 91 05 0159 898

Perth
46-48 Banksia Road
Welshpool
WA 6106
+61 8 6253 4444
NATA# 2377
Site# 2370

Eurofins Environment Testing NZ Ltd

NZBN: 9429046024954

Auckland	Auckland (Asb)	Christchurch	Tauranga
35 O'Rorke Road	Unit C1/4 Pacific Rise,	43 Detroit Drive	1277 Cameron Road,
Penrose,	Mount Wellington,	Rolleston,	Gate Pa,
Auckland 1061	Auckland 1061	Christchurch 7675	Tauranga 3112
+64 9 526 4551	+64 9 525 0568	+64 3 343 5201	+64 9 525 0568
IANZ# 1327	IANZ# 1308	IANZ# 1290	IANZ# 1402

Sample Receipt Advice

Company name:	Senversa Pty Ltd NSW
Contact name:	Julia Nicholson
Project name:	ADDITIONAL: SMITHFIELD
Project ID:	ADDITIONAL: 21182
Turnaround time:	3 Day
Date/Time received	Mar 4, 2024 5:41 PM
Eurofins reference	1074879

Sample Information

✓	A detailed list of analytes logged into our LIMS, is included in the attached summary table.
✓	All samples have been received as described on the above COC.
✓	COC has been completed correctly.
✓	Attempt to chill was evident.
✓	Appropriately preserved sample containers have been used.
✓	All samples were received in good condition.
✓	Samples have been provided with adequate time to commence analysis in accordance with the relevant holding times.
✓	Appropriate sample containers have been used.
✓	Sample containers for volatile analysis received with zero headspace.
✗	Split sample sent to requested external lab.
✗	Some samples have been subcontracted.
N/A	Custody Seals intact (if used).

Notes

Samples received by the laboratory after 5.30pm are deemed to have been received the following working day.

Contact

If you have any questions with respect to these samples, please contact your Analytical Services Manager:

Adam Bateup on phone : or by email: AdamBateup@eurofins.com

Results will be delivered electronically via email to Julia Nicholson - julia.nicholson@senversa.com.au.

Note: A copy of these results will also be delivered to the general Senversa Pty Ltd NSW email address.

eurofins

web: www.eurofins.com.au
email: EnviroSales@eurofins.com

Eurofins Environment Testing Australia Pty Ltd
ABN: 50 005 085 521

Melbourne	Geelong	Sydney	Canberra	Brisbane	Newcastle
6 Monterey Road	19/8 Lewalan Street	179 Magowar Road	Unit 1,2 Dacre Street	1/21 Smallwood Place	1/2 Frost Drive
Dandenong South	Grovedale	Girraween	Mitchell	Murarrie	Mayfield West
VIC 3175	VIC 3216	NSW 2145	ACT 2911	QLD 4172	NSW 2304
+61 3 8564 5000	+61 3 8564 5000	+61 2 9900 8400	+61 2 6113 8091	T: +61 7 3902 4600	+61 2 4968 8448
NATA# 1261	NATA# 1261	NATA# 1261	NATA# 1261	NATA# 1261	NATA# 1261
Site# 1254	Site# 25403	Site# 18217	Site# 25466	Site# 20794	Site# 25079 & 25289

Eurofins ARL Pty Ltd
ABN: 91 05 0159 898

Perth
46-48 Banksia Road
Welshpool
WA 6106
+61 8 6253 4444
NATA# 2377
Site# 2370

Eurofins Environment Testing NZ Ltd
NZBN: 9429046024954

Auckland	Auckland (Asb)	Christchurch	Tauranga
35 O'Rorke Road	Unit C1/4 Pacific Rise,	43 Detroit Drive	1277 Cameron Road,
Penrose,	Mount Wellington,	Rolleston,	Gate Pa,
Auckland 1061	Auckland 1061	Christchurch 7675	Tauranga 3112
+64 9 526 4551	+64 9 525 0568	+64 3 343 5201	+64 9 525 0568
IANZ# 1327	IANZ# 1308	IANZ# 1290	IANZ# 1402

Company Name: Senversa Pty Ltd NSW
Address: Level 24, 1 Market Street
SYDNEY
NSW 2000

Order No.:
Report #: 1074879
Phone: 02 9994 8016
Fax: 03 9606 0074

Received: Mar 4, 2024 5:41 PM
Due: Mar 8, 2024
Priority: 3 Day
Contact Name: Julia Nicholson

Project Name: ADDITIONAL: SMITHFIELD
Project ID: ADDITIONAL: 21182

Eurofins Analytical Services Manager : Adam Bateup

Sample Detail						pH (1:5 Aqueous extract at 25 °C as rec.)	Total Organic Carbon	Moisture Set	Cation Exchange Capacity
Melbourne Laboratory - NATA # 1261 Site # 1254							X		X
Sydney Laboratory - NATA # 1261 Site # 18217						X		X	X
External Laboratory									
No	**Sample ID**	**Sample Date**	**Sampling Time**	**Matrix**	**LAB ID**				
1	SB18-0-0.1	Feb 13, 2024		Soil	S24-Ma0008972	X	X	X	X
2	SB33_0-0.1	Feb 16, 2024		Soil	S24-Ma0008973	X	X	X	X
3	MW05_0-0.1	Feb 05, 2024		Soil	S24-Ma0008974	X	X	X	X
Test Counts						3	3	3	3

Senversa Pty Ltd NSW
Level 24, 1 Market Street
SYDNEY
NSW 2000

NATA Accredited
Accreditation Number 1261
Site Number 18217

Accredited for compliance with ISO/IEC 17025 – Testing
NATA is a signatory to the ILAC Mutual Recognition Arrangement for the mutual recognition of the equivalence of testing, medical testing, calibration, inspection, proficiency testing scheme providers and reference materials producers reports and certificates.

Attention: **Julia Nicholson**

Report **1074879-S**
Project name ADDITIONAL: SMITHFIELD
Project ID ADDITIONAL: 21182
Received Date Mar 04, 2024

Client Sample ID			**SB18-0-0.1**	**SB33_0-0.1**	**MW05_0-0.1**
Sample Matrix			**Soil**	**Soil**	**Soil**
Eurofins Sample No.			**S24-Ma0008972**	**S24-Ma0008973**	**S24-Ma0008974**
Date Sampled			**Feb 13, 2024**	**Feb 16, 2024**	**Feb 05, 2024**
Test/Reference	LOR	Unit			
Conductivity (1:5 aqueous extract at 25 °C as rec.)	10	uS/cm	24	< 10	45
pH (1:5 Aqueous extract at 25 °C as rec.)	0.1	pH Units	6.1	7.0	8.5
Total Organic Carbon	0.1	%	0.6	1.7	1.2
Cation Exchange Capacity					
Cation Exchange Capacity	0.5	meq/100g	17	17	35
Sample Properties					
% Moisture	1	%	6.4	7.4	6.8

Sample History

Where samples are submitted/analysed over several days, the last date of extraction is reported.

If the date and time of sampling are not provided, the Laboratory will not be responsible for compromised results should testing be performed outside the recommended holding time.

Description	Testing Site	Extracted	Holding Time
Conductivity (1:5 aqueous extract at 25 °C as rec.)	Sydney	Mar 05, 2024	7 Days
- Method: LTM-INO-4030 Conductivity			
Cation Exchange Capacity	Melbourne	Mar 06, 2024	28 Days
- Method: LTM-MET-3060 Cation Exchange Capacity by bases & Exchangeable Sodium Percentage			
pH (1:5 Aqueous extract at 25 °C as rec.)	Sydney	Mar 05, 2024	7 Days
- Method: LTM-GEN-7090 pH by ISE			
Total Organic Carbon	Melbourne	Mar 06, 2024	28 Days
- Method: LTM-INO-4060 Total Organic Carbon in water and soil			
% Moisture	Sydney	Mar 05, 2024	14 Days
- Method: LTM-GEN-7080 Moisture			

eurofins

web: www.eurofins.com.au
email: EnviroSales@eurofins.com

Eurofins Environment Testing Australia Pty Ltd
ABN: 50 005 085 521

Melbourne	Geelong	Sydney	Canberra	Brisbane	Newcastle
6 Monterey Road	19/8 Lewalan Street	179 Magowar Road	Unit 1,2 Dacre Street	1/21 Smallwood Place	1/2 Frost Drive
Dandenong South	Grovedale	Girraween	Mitchell	Murarrie	Mayfield West
VIC 3175	VIC 3216	NSW 2145	ACT 2911	QLD 4172	NSW 2304
+61 3 8564 5000	+61 3 8564 5000	+61 2 9900 8400	+61 2 6113 8091	T: +61 7 3902 4600	+61 2 4968 8448
NATA# 1261	NATA# 1261	NATA# 1261	NATA# 1261	NATA# 1261	NATA# 1261
Site# 1254	Site# 25403	Site# 18217	Site# 25466	Site# 20794	Site# 25079 & 25289

Eurofins ARL Pty Ltd
ABN: 91 05 0159 898

Perth
46-48 Banksia Road
Welshpool
WA 6106
+61 8 6253 4444
NATA# 2377
Site# 2370

Eurofins Environment Testing NZ Ltd
NZBN: 9429046024954

Auckland	Auckland (Asb)	Christchurch	Tauranga
35 O'Rorke Road	Unit C1/4 Pacific Rise,	43 Detroit Drive	1277 Cameron Road,
Penrose,	Mount Wellington,	Rolleston,	Gate Pa,
Auckland 1061	Auckland 1061	Christchurch 7675	Tauranga 3112
+64 9 526 4551	+64 9 525 0568	+64 3 343 5201	+64 9 525 0568
IANZ# 1327	IANZ# 1308	IANZ# 1290	IANZ# 1402

Company Name: Senversa Pty Ltd NSW
Address: Level 24, 1 Market Street
SYDNEY
NSW 2000

Project Name: ADDITIONAL: SMITHFIELD
Project ID: ADDITIONAL: 21182

Order No.:
Report #: 1074879
Phone: 02 9994 8016
Fax: 03 9606 0074

Received: Mar 4, 2024 5:41 PM
Due: Mar 8, 2024
Priority: 3 Day
Contact Name: Julia Nicholson

Eurofins Analytical Services Manager : Adam Bateup

Sample Detail						pH (1:5 Aqueous extract at 25 °C as rec.)	Total Organic Carbon	Moisture Set	Cation Exchange Capacity
Melbourne Laboratory - NATA # 1261 Site # 1254							X		X
Sydney Laboratory - NATA # 1261 Site # 18217						X		X	X
External Laboratory									
No	**Sample ID**	**Sample Date**	**Sampling Time**	**Matrix**	**LAB ID**				
1	SB18-0-0.1	Feb 13, 2024		Soil	S24-Ma0008972	X	X	X	X
2	SB33_0-0.1	Feb 16, 2024		Soil	S24-Ma0008973	X	X	X	X
3	MW05_0-0.1	Feb 05, 2024		Soil	S24-Ma0008974	X	X	X	X
Test Counts						3	3	3	3

Internal Quality Control Review and Glossary

General

1. Laboratory QC results for Method Blanks, Duplicates, Matrix Spikes, and Laboratory Control Samples follow guidelines delineated in the National Environment Protection (Assessment of Site Contamination) Measure 1999, as amended May 2013. They are included in this QC report where applicable. Additional QC data may be available on request.
2. Unless otherwise stated, all soil/sediment/solid results are reported on a dry weight basis.
3. Unless otherwise stated, all biota/food results are reported on a wet weight basis on the edible portion.
4. For CEC results where the sample's origin is unknown or environmentally contaminated, the results should be used advisedly.
5. Actual LORs are matrix dependent. Quoted LORs may be raised where sample extracts are diluted due to interferences.
6. Results are uncorrected for matrix spikes or surrogate recoveries except for PFAS compounds.
7. SVOC analysis on waters is performed on homogenised, unfiltered samples unless noted otherwise.
8. Samples were analysed on an 'as received' basis.
9. Information identified in this report with **blue** colour indicates data provided by customers that may have an impact on the results.
10. This report replaces any interim results previously issued.

Holding Times

Please refer to the 'Sample Preservation and Container Guide' for holding times (QS3001).

For samples received on the last day of holding time, notification of testing requirements should have been received at least 6 hours before sample receipt deadlines as stated on the SRA.

If the Laboratory did not receive the information in the required timeframe, and despite any other integrity issues, suitably qualified results may still be reported.

Holding times apply from the date of sampling; therefore, compliance with these may be outside the laboratory's control.

For VOCs containing vinyl chloride, styrene and 2-chloroethyl vinyl ether, the holding time is seven days; however, for all other VOCs, such as BTEX or C6-10 TRH, the holding time is 14 days.

Units

mg/kg: milligrams per kilogram	**mg/L:** milligrams per litre	**ppm:** parts per million
µg/L: micrograms per litre	**ppb:** parts per billion	**%:** Percentage
org/100 mL: Organisms per 100 millilitres	**NTU:** Nephelometric Turbidity Units	**MPN/100 mL:** Most Probable Number of organisms per 100 millilitres
CFU: Colony forming unit	**Colour:** Pt-Co Units	

Terms

APHA	American Public Health Association
CEC	Cation Exchange Capacity
COC	Chain of Custody
CP	Client Parent - QC was performed on samples pertaining to this report
CRM	Certified Reference Material (ISO17034) - reported as percent recovery.
Dry	Where moisture has been determined on a solid sample, the result is expressed on a dry weight basis.
Duplicate	A second piece of analysis from the same sample and reported in the same units as the result to show comparison.
LOR	Limit of Reporting.
LCS	Laboratory Control Sample - reported as percent recovery.
Method Blank	In the case of solid samples, these are performed on laboratory-certified clean sands and in the case of water samples, these are performed on de-ionised water.
NCP	Non-Client Parent - QC performed on samples not pertaining to this report, QC represents the sequence or batch that client samples were analysed within.
RPD	Relative Percent Difference between two Duplicate pieces of analysis.
SPIKE	Addition of the analyte to the sample and reported as percentage recovery.
SRA	Sample Receipt Advice
Surr - Surrogate	The addition of a similar compound to the analyte target is reported as percentage recovery. See below for acceptance criteria.
TBTO	Tributyltin oxide (*bis*-tributyltin oxide) - individual tributyltin compounds cannot be identified separately in the environment; however, free tributyltin was measured, and its values were converted stoichiometrically into tributyltin oxide for comparison with regulatory limits.
TCLP	Toxicity Characteristic Leaching Procedure
TEQ	Toxic Equivalency Quotient or Total Equivalence
QSM	US Department of Defense Quality Systems Manual Version 6.0
US EPA	United States Environmental Protection Agency
WA DWER	Sum of PFBA, PFPeA, PFHxA, PFHpA, PFOA, PFBS, PFHxS, PFOS, 6:2 FTSA, 8:2 FTSA

QC - Acceptance Criteria

The acceptance criteria should only be used as a guide and may be different when site-specific Sampling Analysis and Quality Plan (SAQP) have been implemented.

RPD Duplicates: Global RPD Duplicates Acceptance Criteria is ≤30%; however, the following acceptance guidelines are equally applicable:

Results <10 times the LOR:	No Limit
Results between 10-20 times the LOR:	RPD must lie between 0-50%
Results >20 times the LOR:	RPD must lie between 0-30%

NOTE: pH duplicates are reported as a range, not as RPD

Surrogate Recoveries: Recoveries must lie between 20-130% for Speciated Phenols & 50-150% for PFAS. SVOCs recoveries 20 – 150%, VOC recoveries 70 – 130%

PFAS field samples containing surrogate recoveries above the QC limit designated in QSM 6.0, where no positive PFAS results have been reported or reviewed, and no data was affected.

QC Data General Comments

1. Where a result is reported as less than (<), higher than the nominated LOR, this is due to either matrix interference, extract dilution required due to interferences or contaminant levels within the sample, high moisture content or insufficient sample provided.
2. Duplicate data shown within this report that states the word "BATCH" is a Batch Duplicate from outside of your sample batch but within the laboratory sample batch at a 1:10 ratio. The Parent and Duplicate data shown are not data from your samples.
3. pH and Free Chlorine analysed in the laboratory - Analysis on this test must begin within 30 minutes of sampling. Therefore, laboratory analysis is unlikely to be completed within holding time.Analysis will begin as soon as possible after sample receipt.
4. Recovery Data (Spikes & Surrogates) - where chromatographic interference does not allow the determination of recovery, the term "INT" appears against that analyte.
5. For Matrix Spikes and LCS results, a dash "-" in the report means that the specific analyte was not added to the QC sample.
6. Duplicate RPDs are calculated from raw analytical data; thus, it is possible to have two sets of data.

Quality Control Results

Test	Units	Result 1			Acceptance Limits	Pass Limits	Qualifying Code
Method Blank							
Conductivity (1:5 aqueous extract at 25 °C as rec.)	uS/cm	< 10			10	Pass	
Total Organic Carbon	%	< 0.1			0.1	Pass	
Method Blank							
Cation Exchange Capacity							
Cation Exchange Capacity	meq/100g	< 0.5			0.5	Pass	
LCS - % Recovery							
Conductivity (1:5 aqueous extract at 25 °C as rec.)	%	99			70-130	Pass	
Total Organic Carbon	%	103			70-130	Pass	

Test	Lab Sample ID	QA Source	Units	Result 1			Acceptance Limits	Pass Limits	Qualifying Code
Duplicate									
				Result 1	Result 2	RPD			
Conductivity (1:5 aqueous extract at 25 °C as rec.)	R24-Fe0065967	NCP	uS/cm	54	42	24	30%	Pass	
pH (1:5 Aqueous extract at 25 °C as rec.)	S24-Ma0008972	CP	pH Units	6.1	6.3	<1	30%	Pass	
Total Organic Carbon	S24-Fe0070956	NCP	%	1.5	1.3	8.9	30%	Pass	
Duplicate									
Sample Properties				Result 1	Result 2	RPD			
% Moisture	S24-Ma0008974	CP	%	6.8	9.1	30	30%	Pass	

Comments

Sample Integrity

Custody Seals Intact (if used)	N/A
Attempt to Chill was evident	Yes
Sample correctly preserved	Yes
Appropriate sample containers have been used	Yes
Sample containers for volatile analysis received with minimal headspace	Yes
Samples received within HoldingTime	Yes
Some samples have been subcontracted	No

Authorised by:

Nileshni Goundar	Analytical Services Manager
Emily Rosenberg	Senior Analyst-Metal
Mary Makarios	Senior Analyst-Inorganic
Ryan Phillips	Senior Analyst-Inorganic



Glenn Jackson
Managing Director

Final Report – this report replaces any previously issued Report

- Indicates Not Requested

* Indicates NATA accreditation does not cover the performance of this service

Measurement uncertainty of test data is available on request or please click here.

Eurofins shall not be liable for loss, cost, damages or expenses incurred by the client, or any other person or company, resulting from the use of any information or interpretation given in this report. In no case shall Eurofins be liable for consequential damages including, but not limited to, lost profits, damages for failure to meet deadlines and lost production arising from this report. This document shall not be reproduced except in full and relates only to the items tested. Unless indicated otherwise, the tests were performed on the samples as received.

Additional Analysis TCLP 1 day turnaround

Julia Nicholson <Julia.Nicholson@senversa.com.au>

Wed 2024-03-06 12:42 PM

To:#AU25_Enviro_Sample_NSW <EnviroSampleNSW@eurofins.com>

CAUTION: EXTERNAL EMAIL - Sent from an email domain that is not formally trusted by Eurofins. Do not click on links or open attachments unless you recognise the sender and are certain that the content is safe.

Hi

Can I please get the following additional analysis on 1 day turnaround from lab batches 1066481 and 1068199
SB03_0.1-0.2 – TCLP nickel
SB14_0.2-0.3 – TCLP nickel
SB16-0.1-0.2 – TCLP lead
SB33_0-0.1 – TCLP lead

Thanks,
Julia

Julia Nicholson

Senior Associate Environmental Scientist

M: +61 435 372 567
E: Julia.Nicholson@senversa.com.au

www.senversa.com.au

Level 24, 1 Market St,
Djubuguli, Eora Country
Sydney, NSW, 2000, Australia
| Linkedin

This email and any attachments may contain information that is confidential and/or privileged. If you receive this email by mistake, please notify the sender and delete all copies. Confidentiality and/or privilege is not waived in relation to emails sent or received in error. Senversa accepts no responsibility for emails sent by employees that are of a personal nature or in breach of any law or regulation. We attempt to minimise cybersecurity risks, however cannot guarantee that emails or attachments are secure. Any personal information in this email must be handled in accordance with the Privacy Act 1988 (Cth) or equivalent.

Senversa acknowledges the traditional custodians of the lands and waters upon which we conduct our work, and pay our respect to the elders, past, present and those to come.

eurofins | Environment Testing

www.eurofins.com.au EnviroSales@eurofins.com

Eurofins Environment Testing Australia Pty Ltd

ABN: 50 005 085 521

Melbourne	Geelong	Sydney	Canberra	Brisbane	Newcastle
6 Monterey Road	19/8 Lewalan Street	179 Magowar Road	Unit 1,2 Dacre Street	1/21 Smallwood Place	1/2 Frost Drive
Dandenong South	Grovedale	Girraween	Mitchell	Murarrie	Mayfield West
VIC 3175	VIC 3216	NSW 2145	ACT 2911	QLD 4172	NSW 2304
+61 3 8564 5000	+61 3 8564 5000	+61 2 9900 8400	+61 2 6113 8091	T: +61 7 3902 4600	+61 2 4968 8448
NATA# 1261	NATA# 1261	NATA# 1261	NATA# 1261	NATA# 1261	NATA# 1261
Site# 1254	Site# 25403	Site# 18217	Site# 25466	Site# 20794	Site# 25079 & 25289

Eurofins ARL Pty Ltd

ABN: 91 05 0159 898

Perth
46-48 Banksia Road
Welshpool
WA 6106
+61 8 6253 4444
NATA# 2377
Site# 2370

Eurofins Environment Testing NZ Ltd

NZBN: 9429046024954

Auckland	Auckland (Asb)	Christchurch	Tauranga
35 O'Rorke Road	Unit C1/4 Pacific Rise,	43 Detroit Drive	1277 Cameron Road,
Penrose,	Mount Wellington,	Rolleston,	Gate Pa,
Auckland 1061	Auckland 1061	Christchurch 7675	Tauranga 3112
+64 9 526 4551	+64 9 525 0568	+64 3 343 5201	+64 9 525 0568
IANZ# 1327	IANZ# 1308	IANZ# 1290	IANZ# 1402

Sample Receipt Advice

Company name:	Senversa Pty Ltd NSW
Contact name:	Julia Nicholson
Project name:	ADDITIONAL:SMITHFIELD
Project ID:	ADDITIONAL: 21182
Turnaround time:	1 Day
Date/Time received	Mar 6, 2024 12:42 PM
Eurofins reference	1075497

Sample Information

✓	A detailed list of analytes logged into our LIMS, is included in the attached summary table.
✓	All samples have been received as described on the above COC.
✓	COC has been completed correctly.
✓	Attempt to chill was evident.
✓	Appropriately preserved sample containers have been used.
✓	All samples were received in good condition.
✓	Samples have been provided with adequate time to commence analysis in accordance with the relevant holding times.
✓	Appropriate sample containers have been used.
✓	Sample containers for volatile analysis received with zero headspace.
✗	Split sample sent to requested external lab.
✗	Some samples have been subcontracted.
N/A	Custody Seals intact (if used).

Notes

Please confirm sample "SB33-0-0.1" that you requested analysis for it is from report # 1070199 as both report you provided didn't include this sample in it.

Contact

If you have any questions with respect to these samples, please contact your Analytical Services Manager:

Adam Bateup on phone : or by email: AdamBateup@eurofins.com

Results will be delivered electronically via email to Julia Nicholson - julia.nicholson@senversa.com.au.

Note: A copy of these results will also be delivered to the general Senversa Pty Ltd NSW email address.

eurofins

web: www.eurofins.com.au
email: EnviroSales@eurofins.com

Eurofins Environment Testing Australia Pty Ltd
ABN: 50 005 085 521

Melbourne	Geelong	Sydney	Canberra	Brisbane	Newcastle
6 Monterey Road	19/8 Lewalan Street	179 Magowar Road	Unit 1,2 Dacre Street	1/21 Smallwood Place	1/2 Frost Drive
Dandenong South	Grovedale	Girraween	Mitchell	Murarrie	Mayfield West
VIC 3175	VIC 3216	NSW 2145	ACT 2911	QLD 4172	NSW 2304
+61 3 8564 5000	+61 3 8564 5000	+61 2 9900 8400	+61 2 6113 8091	T: +61 7 3902 4600	+61 2 4968 8448
NATA# 1261	NATA# 1261	NATA# 1261	NATA# 1261	NATA# 1261	NATA# 1261
Site# 1254	Site# 25403	Site# 18217	Site# 25466	Site# 20794	Site# 25079 & 25289

Eurofins ARL Pty Ltd
ABN: 91 05 0159 898

Perth
46-48 Banksia Road
Welshpool
WA 6106
+61 8 6253 4444
NATA# 2377
Site# 2370

Eurofins Environment Testing NZ Ltd
NZBN: 9429046024954

Auckland	Auckland (Asb)	Christchurch	Tauranga
35 O'Rorke Road	Unit C1/4 Pacific Rise,	43 Detroit Drive	1277 Cameron Road,
Penrose,	Mount Wellington,	Rolleston,	Gate Pa,
Auckland 1061	Auckland 1061	Christchurch 7675	Tauranga 3112
+64 9 526 4551	+64 9 525 0568	+64 3 343 5201	+64 9 525 0568
IANZ# 1327	IANZ# 1308	IANZ# 1290	IANZ# 1402

Company Name: Senversa Pty Ltd NSW
Address: Level 24, 1 Market Street
SYDNEY
NSW 2000

Project Name: ADDITIONAL:SMITHFIELD
Project ID: ADDITIONAL: 21182

Order No.:
Report #: 1075497
Phone: 02 9994 8016
Fax: 03 9606 0074

Received: Mar 6, 2024 12:42 PM
Due: Mar 7, 2024
Priority: 1 Day
Contact Name: Julia Nicholson

Eurofins Analytical Services Manager : Adam Bateup

Sample Detail						Lead	Nickel	USA Leaching Procedure
Sydney Laboratory - NATA # 1261 Site # 18217						X	X	X
External Laboratory								
No	**Sample ID**	**Sample Date**	**Sampling Time**	**Matrix**	**LAB ID**			
1	SB03_0.1-0.2	Feb 05, 2024		US Leachate	S24-Ma0013180		X	X
2	SB14_0.2-0.3	Feb 05, 2024		US Leachate	S24-Ma0013181		X	X
3	SB16-0.1-0.2	Feb 13, 2024		US Leachate	S24-Ma0013182	X		X
4	SB33_0-0.1	Feb 16, 2024		US Leachate	S24-Ma0013183	X		X
Test Counts						2	2	4

Senversa Pty Ltd NSW
Level 24, 1 Market Street
SYDNEY
NSW 2000

NATA Accredited
Accreditation Number 1261
Site Number 18217

Accredited for compliance with ISO/IEC 17025 – Testing
NATA is a signatory to the ILAC Mutual Recognition Arrangement for the mutual recognition of the equivalence of testing, medical testing, calibration, inspection, proficiency testing scheme providers and reference materials producers reports and certificates.

Attention: **Julia Nicholson**

Report **1075497-L**
Project name ADDITIONAL:SMITHFIELD
Project ID ADDITIONAL: 21182
Received Date Mar 06, 2024

Client Sample ID			**SB03_0.1-0.2**	**SB14_0.2-0.3**	**SB16-0.1-0.2**	**SB33_0-0.1**
Sample Matrix			**US Leachate**	**US Leachate**	**US Leachate**	**US Leachate**
Eurofins Sample No.			**S24-Ma0013180**	**S24-Ma0013181**	**S24-Ma0013182**	**S24-Ma0013183**
Date Sampled			**Feb 05, 2024**	**Feb 05, 2024**	**Feb 13, 2024**	**Feb 16, 2024**
Test/Reference	LOR	Unit				
Heavy Metals						
Lead	0.01	mg/L	-	-	< 0.01	0.02
Nickel	0.01	mg/L	0.20	0.04	-	-
USA Leaching Procedure						
Leachate Fluid[C01]		comment	1.0	1.0	1.0	1.0
pH (initial)	0.1	pH Units	9.6	9.6	8.9	8.6
pH (off)	0.1	pH Units	5.2	5.9	5.1	5.1
pH (USA HCl addition)	0.1	pH Units	2.0	2.0	2.0	2.0

Sample History

Where samples are submitted/analysed over several days, the last date of extraction is reported.

If the date and time of sampling are not provided, the Laboratory will not be responsible for compromised results should testing be performed outside the recommended holding time.

Description	Testing Site	Extracted	Holding Time
Heavy Metals	Sydney	Mar 06, 2024	28 Days
- Method: LTM-MET-3040 Metals in Waters, Soils & Sediments by ICP-MS			
USA Leaching Procedure	Sydney	Mar 06, 2024	14 Days
- Method: LTM-GEN-7010 Leaching Procedure for Soils & Solid Wastes			

eurofins

web: www.eurofins.com.au
email: EnviroSales@eurofins.com

Eurofins Environment Testing Australia Pty Ltd
ABN: 50 005 085 521

Melbourne	Geelong	Sydney	Canberra	Brisbane	Newcastle
6 Monterey Road	19/8 Lewalan Street	179 Magowar Road	Unit 1,2 Dacre Street	1/21 Smallwood Place	1/2 Frost Drive
Dandenong South	Grovedale	Girraween	Mitchell	Murarrie	Mayfield West
VIC 3175	VIC 3216	NSW 2145	ACT 2911	QLD 4172	NSW 2304
+61 3 8564 5000	+61 3 8564 5000	+61 2 9900 8400	+61 2 6113 8091	T: +61 7 3902 4600	+61 2 4968 8448
NATA# 1261	NATA# 1261	NATA# 1261	NATA# 1261	NATA# 1261	NATA# 1261
Site# 1254	Site# 25403	Site# 18217	Site# 25466	Site# 20794	Site# 25079 & 25289

Eurofins ARL Pty Ltd
ABN: 91 05 0159 898

Perth
46-48 Banksia Road
Welshpool
WA 6106
+61 8 6253 4444
NATA# 2377
Site# 2370

Eurofins Environment Testing NZ Ltd
NZBN: 9429046024954

Auckland	Auckland (Asb)	Christchurch	Tauranga
35 O'Rorke Road	Unit C1/4 Pacific Rise,	43 Detroit Drive	1277 Cameron Road,
Penrose,	Mount Wellington,	Rolleston,	Gate Pa,
Auckland 1061	Auckland 1061	Christchurch 7675	Tauranga 3112
+64 9 526 4551	+64 9 525 0568	+64 3 343 5201	+64 9 525 0568
IANZ# 1327	IANZ# 1308	IANZ# 1290	IANZ# 1402

Company Name: Senversa Pty Ltd NSW
Address: Level 24, 1 Market Street
SYDNEY
NSW 2000

Project Name: ADDITIONAL:SMITHFIELD
Project ID: ADDITIONAL: 21182

Order No.:
Report #: 1075497
Phone: 02 9994 8016
Fax: 03 9606 0074

Received: Mar 6, 2024 12:42 PM
Due: Mar 7, 2024
Priority: 1 Day
Contact Name: Julia Nicholson

Eurofins Analytical Services Manager : Adam Bateup

Sample Detail						Lead	Nickel	USA Leaching Procedure
Sydney Laboratory - NATA # 1261 Site # 18217						X	X	X
External Laboratory								
No	**Sample ID**	**Sample Date**	**Sampling Time**	**Matrix**	**LAB ID**			
1	SB03_0.1-0.2	Feb 05, 2024		US Leachate	S24-Ma0013180		X	X
2	SB14_0.2-0.3	Feb 05, 2024		US Leachate	S24-Ma0013181		X	X
3	SB16-0.1-0.2	Feb 13, 2024		US Leachate	S24-Ma0013182	X		X
4	SB33_0-0.1	Feb 16, 2024		US Leachate	S24-Ma0013183	X		X
Test Counts						2	2	4

eurofins | Environment Testing

Internal Quality Control Review and Glossary

General

1. Laboratory QC results for Method Blanks, Duplicates, Matrix Spikes, and Laboratory Control Samples follow guidelines delineated in the National Environment Protection (Assessment of Site Contamination) Measure 1999, as amended May 2013. They are included in this QC report where applicable. Additional QC data may be available on request.
2. All soil/sediment/solid results are reported on a dry weight basis unless otherwise stated.
3. All biota/food results are reported on a wet weight basis on the edible portion unless otherwise stated.
4. For CEC results where the sample's origin is unknown or environmentally contaminated, the results should be used advisedly.
5. Actual LORs are matrix dependent. Quoted LORs may be raised where sample extracts are diluted due to interferences.
6. Results are uncorrected for matrix spikes or surrogate recoveries except for PFAS compounds.
7. SVOC analysis on waters is performed on homogenised, unfiltered samples unless noted otherwise.
8. Samples were analysed on an 'as received' basis.
9. Information identified in this report with blue colour indicates data provided by customers that may have an impact on the results.
10. This report replaces any interim results previously issued.

Holding Times

Please refer to the 'Sample Preservation and Container Guide' for holding times (QS3001).

For samples received on the last day of holding time, notification of testing requirements should have been received at least 6 hours before sample receipt deadlines as stated on the SRA.

If the Laboratory did not receive the information in the required timeframe, and despite any other integrity issues, suitably qualified results may still be reported.

Holding times apply from the date of sampling; therefore, compliance with these may be outside the laboratory's control.

For VOCs containing vinyl chloride, styrene and 2-chloroethyl vinyl ether, the holding time is 7 days; however, for all other VOCs, such as BTEX or C6-10 TRH, the holding time is 14 days.

Units

mg/kg: milligrams per kilogram	**mg/L:** milligrams per litre	**ppm:** parts per million
µg/L: micrograms per litre	**ppb:** parts per billion	**%:** Percentage
org/100 mL: Organisms per 100 millilitres	**NTU:** Nephelometric Turbidity Units	**MPN/100 mL:** Most Probable Number of organisms per 100 millilitres
CFU: Colony forming unit	**Colour:** Pt-Co Units	

Terms

APHA	American Public Health Association
CEC	Cation Exchange Capacity
COC	Chain of Custody
CP	Client Parent - QC was performed on samples pertaining to this report
CRM	Certified Reference Material (ISO17034) - reported as percent recovery.
Dry	Where moisture has been determined on a solid sample, the result is expressed on a dry weight basis.
Duplicate	A second piece of analysis from the same sample and reported in the same units as the result to show comparison.
LOR	Limit of Reporting.
LCS	Laboratory Control Sample - reported as percent recovery.
Method Blank	In the case of solid samples, these are performed on laboratory-certified clean sands and in the case of water samples, these are performed on de-ionised water.
NCP	Non-Client Parent - QC performed on samples not pertaining to this report, QC represents the sequence or batch that client samples were analysed within.
RPD	Relative Percent Difference between two Duplicate pieces of analysis.
SPIKE	Addition of the analyte to the sample and reported as percentage recovery.
SRA	Sample Receipt Advice
Surr - Surrogate	The addition of a similar compound to the analyte target is reported as percentage recovery. See below for acceptance criteria.
TBTO	Tributyltin oxide (*bis*-tributyltin oxide) - individual tributyltin compounds cannot be identified separately in the environment; however, free tributyltin was measured, and its values were converted stoichiometrically into tributyltin oxide for comparison with regulatory limits.
TCLP	Toxicity Characteristic Leaching Procedure
TEQ	Toxic Equivalency Quotient or Total Equivalence
QSM	US Department of Defense Quality Systems Manual Version 5.4
US EPA	United States Environmental Protection Agency
WA DWER	Sum of PFBA, PFPeA, PFHxA, PFHpA, PFOA, PFBS, PFHxS, PFOS, 6:2 FTSA, 8:2 FTSA

QC - Acceptance Criteria

The acceptance criteria should only be used as a guide and may be different when site-specific Sampling Analysis and Quality Plan (SAQP) have been implemented.

RPD Duplicates: Global RPD Duplicates Acceptance Criteria is ≤30%; however, the following acceptance guidelines are equally applicable:

Results <10 times the LOR:	No Limit
Results between 10-20 times the LOR:	RPD must lie between 0-50%
Results >20 times the LOR:	RPD must lie between 0-30%

NOTE: pH duplicates are reported as a range, not as RPD

Surrogate Recoveries: Recoveries must lie between 20-130% for Speciated Phenols & 50-150% for PFAS. SVOCs recoveries 20 – 150%, VOC recoveries 70 – 130%

PFAS field samples containing surrogate recoveries above the QC limit designated in QSM 5.4, where no positive PFAS results have been reported or reviewed, and no data was affected.

QC Data General Comments

1. Where a result is reported as less than (<), higher than the nominated LOR, this is due to either matrix interference, extract dilution required due to interferences or contaminant levels within the sample, high moisture content or insufficient sample provided.
2. Duplicate data shown within this report that states the word "BATCH" is a Batch Duplicate from outside of your sample batch but within the laboratory sample batch at a 1:10 ratio. The Parent and Duplicate data shown are not data from your samples.
3. pH and Free Chlorine analysed in the laboratory - Analysis on this test must begin within 30 minutes of sampling. Therefore, laboratory analysis is unlikely to be completed within holding time.Analysis will begin as soon as possible after sample receipt.
4. Recovery Data (Spikes & Surrogates) - where chromatographic interference does not allow the determination of recovery, the term "INT" appears against that analyte.
5. For Matrix Spikes and LCS results, a dash "-" in the report means that the specific analyte was not added to the QC sample.
6. Duplicate RPDs are calculated from raw analytical data; thus, it is possible to have two sets of data.

Quality Control Results

Test	Units	Result 1			Acceptance Limits	Pass Limits	Qualifying Code
Method Blank							
Heavy Metals							
Lead	mg/L	< 0.01			0.01	Pass	
Nickel	mg/L	< 0.01			0.01	Pass	
LCS - % Recovery							
Heavy Metals							
Lead	%	80			80-120	Pass	
Nickel	%	81			80-120	Pass	

Test	Lab Sample ID	QA Source	Units	Result 1			Acceptance Limits	Pass Limits	Qualifying Code
Spike - % Recovery									
Heavy Metals				Result 1					
Nickel	S24-Ma0011130	NCP	%	85			75-125	Pass	
Spike - % Recovery									
Heavy Metals				Result 1					
Lead	S24-Ma0011130	NCP	%	85			75-125	Pass	

Test	Lab Sample ID	QA Source	Units	Result 1	Result 2	RPD	Acceptance Limits	Pass Limits	Qualifying Code
Duplicate									
Heavy Metals				Result 1	Result 2	RPD			
Nickel	S24-Ma0011034	NCP	mg/L	< 0.01	< 0.01	<1	30%	Pass	
Duplicate									
Heavy Metals				Result 1	Result 2	RPD			
Lead	S24-Ma0011034	NCP	mg/L	0.24	0.24	2.3	30%	Pass	

Comments

Sample Integrity

Custody Seals Intact (if used)	N/A
Attempt to Chill was evident	Yes
Sample correctly preserved	Yes
Appropriate sample containers have been used	Yes
Sample containers for volatile analysis received with minimal headspace	Yes
Samples received within HoldingTime	Yes
Some samples have been subcontracted	No

Qualifier Codes/Comments

Code	Description
C01	Leachate Fluid Key: 1 - pH 5.0; 2 - pH 2.9; 3 - pH 9.2; 4 - Reagent (DI) water; 5 - Client sample, 6 - other

Authorised by:

Nileshni Goundar	Analytical Services Manager
Fang Yee Tan	Senior Analyst-Metal



Glenn Jackson
Managing Director

Final Report – this report replaces any previously issued Report

- Indicates Not Requested

* Indicates NATA accreditation does not cover the performance of this service

Measurement uncertainty of test data is available on request or please click here.

Eurofins shall not be liable for loss, cost, damages or expenses incurred by the client, or any other person or company, resulting from the use of any information or interpretation given in this report. In no case shall Eurofins be liable for consequential damages including, but not limited to, lost profits, damages for failure to meet deadlines and lost production arising from this report. This document shall not be reproduced except in full and relates only to the items tested. Unless indicated otherwise, the tests were performed on the samples as received.

Additional Analysis - 1066481 and 1070199

#1070075

Julia Nicholson <Julia.Nicholson@senversa.com.au>

Tue 2024-03-12 10:02 AM

To:Adam Bateup <AdamBateup@eurofins.com>
Cc:#AU25_Enviro_Sample_NSW <EnviroSampleNSW@eurofins.com>

2 attachments (444 KB)

1066481_COC.pdf; 1070199_COC.pdf;

CAUTION: EXTERNAL EMAIL - Sent from an email domain that is not formally trusted by Eurofins.

Do not click on links or open attachments unless you recognise the sender and are certain that the content is safe.

Hi Adam

Could I please get the following additional analysis on standard turnaround:

- MW05_1.5-1.6 for TRH, HM, PAH, BTEX, OCP, PCB, VOCs
- MW07_1.9-2.0 for TRH, HM, PAH, BTEX, OCP, PCB, VOCs

Thanks,
Julia

senversa

Julia Nicholson
Senior Associate Environmental Scientist

M: +61 435 372 567
E: Julia.Nicholson@senversa.com.au

www.senversa.com.au

Level 24, 1 Market St,
Djubuguli, Eora Country
Sydney, NSW, 2000, Australia
| Linkedin



This email and any attachments may contain information that is confidential and/or privileged. If you receive this email by mistake, please notify the sender and delete all copies. Confidentiality and/or privilege is not waived in relation to emails sent or received in error. Senversa accepts no responsibility for emails sent by employees that are of a personal nature or in breach of any law or regulation. We attempt to minimise cybersecurity risks, however cannot guarantee that emails or attachments are secure. Any personal information in this email must be handled in accordance with the Privacy Act 1988 (Cth) or equivalent.

Senversa acknowledges the traditional custodians of the lands and waters upon which we conduct our work, and pay our respect to the elders, past, present and those to come.

eurofins | Environment Testing

www.eurofins.com.au EnviroSales@eurofins.com

Eurofins Environment Testing Australia Pty Ltd

ABN: 50 005 085 521

Melbourne	Geelong	Sydney	Canberra	Brisbane	Newcastle
6 Monterey Road	19/8 Lewalan Street	179 Magowar Road	Unit 1,2 Dacre Street	1/21 Smallwood Place	1/2 Frost Drive
Dandenong South	Grovedale	Girraween	Mitchell	Murarrie	Mayfield West
VIC 3175	VIC 3216	NSW 2145	ACT 2911	QLD 4172	NSW 2304
+61 3 8564 5000	+61 3 8564 5000	+61 2 9900 8400	+61 2 6113 8091	T: +61 7 3902 4600	+61 2 4968 8448
NATA# 1261	NATA# 1261	NATA# 1261	NATA# 1261	NATA# 1261	NATA# 1261
Site# 1254	Site# 25403	Site# 18217	Site# 25466	Site# 20794	Site# 25079 & 25289

Eurofins ARL Pty Ltd

ABN: 91 05 0159 898

Perth
46-48 Banksia Road
Welshpool
WA 6106
+61 8 6253 4444
NATA# 2377
Site# 2370

Eurofins Environment Testing NZ Ltd

NZBN: 9429046024954

Auckland	Auckland (Asb)	Christchurch	Tauranga
35 O'Rorke Road	Unit C1/4 Pacific Rise,	43 Detroit Drive	1277 Cameron Road,
Penrose,	Mount Wellington,	Rolleston,	Gate Pa,
Auckland 1061	Auckland 1061	Christchurch 7675	Tauranga 3112
+64 9 526 4551	+64 9 525 0568	+64 3 343 5201	+64 9 525 0568
IANZ# 1327	IANZ# 1308	IANZ# 1290	IANZ# 1402

Sample Receipt Advice

Company name:	Senversa Pty Ltd NSW
Contact name:	Julia Nicholson
Project name:	ADDITIONAL - SMITHFIELD
Project ID:	ADDITIONAL - 21182
Turnaround time:	5 Day
Date/Time received	Mar 12, 2024 10:02 AM
Eurofins reference	1077075

Sample Information

✓	A detailed list of analytes logged into our LIMS, is included in the attached summary table.
✓	All samples have been received as described on the above COC.
✓	COC has been completed correctly.
✓	Attempt to chill was evident.
✓	Appropriately preserved sample containers have been used.
✓	All samples were received in good condition.
✓	Samples have been provided with adequate time to commence analysis in accordance with the relevant holding times.
✓	Appropriate sample containers have been used.
✓	Sample containers for volatile analysis received with zero headspace.
✗	Split sample sent to requested external lab.
✗	Some samples have been subcontracted.
N/A	Custody Seals intact (if used).

Notes

Contact

If you have any questions with respect to these samples, please contact your Analytical Services Manager:

Adam Bateup on phone : or by email: AdamBateup@eurofins.com

Results will be delivered electronically via email to Julia Nicholson - julia.nicholson@senversa.com.au.

Note: A copy of these results will also be delivered to the general Senversa Pty Ltd NSW email address.

eurofins

web: www.eurofins.com.au
email: EnviroSales@eurofins.com

Eurofins Environment Testing Australia Pty Ltd
ABN: 50 005 085 521

Melbourne	Geelong	Sydney	Canberra	Brisbane	Newcastle
6 Monterey Road	19/8 Lewalan Street	179 Magowar Road	Unit 1,2 Dacre Street	1/21 Smallwood Place	1/2 Frost Drive
Dandenong South	Grovedale	Girraween	Mitchell	Murarrie	Mayfield West
VIC 3175	VIC 3216	NSW 2145	ACT 2911	QLD 4172	NSW 2304
+61 3 8564 5000	+61 3 8564 5000	+61 2 9900 8400	+61 2 6113 8091	T: +61 7 3902 4600	+61 2 4968 8448
NATA# 1261	NATA# 1261	NATA# 1261	NATA# 1261	NATA# 1261	NATA# 1261
Site# 1254	Site# 25403	Site# 18217	Site# 25466	Site# 20794	Site# 25079 & 25289

Eurofins ARL Pty Ltd
ABN: 91 05 0159 898

Perth
46-48 Banksia Road
Welshpool
WA 6106
+61 8 6253 4444
NATA# 2377
Site# 2370

Eurofins Environment Testing NZ Ltd
NZBN: 9429046024954

Auckland	Auckland (Asb)	Christchurch	Tauranga
35 O'Rorke Road	Unit C1/4 Pacific Rise,	43 Detroit Drive	1277 Cameron Road,
Penrose,	Mount Wellington,	Rolleston,	Gate Pa,
Auckland 1061	Auckland 1061	Christchurch 7675	Tauranga 3112
+64 9 526 4551	+64 9 525 0568	+64 3 343 5201	+64 9 525 0568
IANZ# 1327	IANZ# 1308	IANZ# 1290	IANZ# 1402

Company Name: Senversa Pty Ltd NSW
Address: Level 24, 1 Market Street
SYDNEY
NSW 2000

Order No.:
Report #: 1077075
Phone: 02 9994 8016
Fax: 03 9606 0074

Received: Mar 12, 2024 10:02 AM
Due: Mar 19, 2024
Priority: 5 Day
Contact Name: Julia Nicholson

Project Name: ADDITIONAL - SMITHFIELD
Project ID: ADDITIONAL - 21182

Eurofins Analytical Services Manager : Adam Bateup

Sample Detail						Suite B13: OCP/PCB	Moisture Set	Eurofins Suite B8
Sydney Laboratory - NATA # 1261 Site # 18217						X	X	X
External Laboratory								
No	**Sample ID**	**Sample Date**	**Sampling Time**	**Matrix**	**LAB ID**			
1	MW05_1.5-1.6	Feb 19, 2024		Soil	S24-Ma0025618	X	X	X
2	MW07_1.9-2.0	Feb 19, 2024		Soil	S24-Ma0025619	X	X	X
Test Counts						2	2	2

Senversa Pty Ltd NSW
Level 24, 1 Market Street
SYDNEY
NSW 2000

NATA Accredited
Accreditation Number 1261
Site Number 18217

Accredited for compliance with ISO/IEC 17025 – Testing
NATA is a signatory to the ILAC Mutual Recognition Arrangement for the mutual recognition of the equivalence of testing, medical testing, calibration, inspection, proficiency testing scheme providers and reference materials producers reports and certificates.

Attention: **Julia Nicholson**

Report **1077075-S**
Project name ADDITIONAL - SMITHFIELD
Project ID ADDITIONAL - 21182
Received Date Mar 12, 2024

Client Sample ID			**MW05_1.5-1.6**	**MW07_1.9-2.0**
Sample Matrix			**Soil**	**Soil**
Eurofins Sample No.			**S24-Ma0025618**	**S24-Ma0025619**
Date Sampled			**Feb 19, 2024**	**Feb 19, 2024**
Test/Reference	LOR	Unit		
Total Recoverable Hydrocarbons				
TRH C6-C9	20	mg/kg	< 20	< 20
TRH C10-C14	20	mg/kg	< 20	< 20
TRH C15-C28	50	mg/kg	< 50	< 50
TRH C29-C36	50	mg/kg	< 50	< 50
TRH C10-C36 (Total)	50	mg/kg	< 50	< 50
TRH C6-C10	20	mg/kg	< 20	< 20
TRH C6-C10 less BTEX (F1)[N04]	20	mg/kg	< 20	< 20
TRH >C10-C16	50	mg/kg	< 50	< 50
TRH >C10-C16 less Naphthalene (F2)[N01]	50	mg/kg	< 50	< 50
TRH >C16-C34	100	mg/kg	< 100	< 100
TRH >C34-C40	100	mg/kg	< 100	< 100
TRH >C10-C40 (total)*	100	mg/kg	< 100	< 100
Volatile Organics				
1.1-Dichloroethane	0.5	mg/kg	< 0.5	< 0.5
1.1-Dichloroethene	0.5	mg/kg	< 0.5	< 0.5
1.1.1-Trichloroethane	0.5	mg/kg	< 0.5	< 0.5
1.1.1.2-Tetrachloroethane	0.5	mg/kg	< 0.5	< 0.5
1.1.2-Trichloroethane	0.5	mg/kg	< 0.5	< 0.5
1.1.2.2-Tetrachloroethane	0.5	mg/kg	< 0.5	< 0.5
1.2-Dibromoethane	0.5	mg/kg	< 0.5	< 0.5
1.2-Dichlorobenzene	0.5	mg/kg	< 0.5	< 0.5
1.2-Dichloroethane	0.5	mg/kg	< 0.5	< 0.5
1.2-Dichloropropane	0.5	mg/kg	< 0.5	< 0.5
1.2.3-Trichloropropane	0.5	mg/kg	< 0.5	< 0.5
1.2.4-Trimethylbenzene	0.5	mg/kg	< 0.5	< 0.5
1.3-Dichlorobenzene	0.5	mg/kg	< 0.5	< 0.5
1.3-Dichloropropane	0.5	mg/kg	< 0.5	< 0.5
1.3.5-Trimethylbenzene	0.5	mg/kg	< 0.5	< 0.5
1.4-Dichlorobenzene	0.5	mg/kg	< 0.5	< 0.5
2-Butanone (MEK)	0.5	mg/kg	< 0.5	< 0.5
2-Propanone (Acetone)	0.5	mg/kg	< 0.5	< 0.5
4-Chlorotoluene	0.5	mg/kg	< 0.5	< 0.5
4-Methyl-2-pentanone (MIBK)	0.5	mg/kg	< 0.5	< 0.5
Allyl chloride	0.5	mg/kg	< 0.5	< 0.5
Benzene	0.1	mg/kg	< 0.1	< 0.1

Client Sample ID			MW05_1.5-1.6	MW07_1.9-2.0
Sample Matrix			Soil	Soil
Eurofins Sample No.			S24-Ma0025618	S24-Ma0025619
Date Sampled			Feb 19, 2024	Feb 19, 2024
Test/Reference	LOR	Unit		
Volatile Organics				
Bromobenzene	0.5	mg/kg	< 0.5	< 0.5
Bromochloromethane	0.5	mg/kg	< 0.5	< 0.5
Bromodichloromethane	0.5	mg/kg	< 0.5	< 0.5
Bromoform	0.5	mg/kg	< 0.5	< 0.5
Bromomethane	0.5	mg/kg	< 0.5	< 0.5
Carbon disulfide	0.5	mg/kg	< 0.5	< 0.5
Carbon Tetrachloride	0.5	mg/kg	< 0.5	< 0.5
Chlorobenzene	0.5	mg/kg	< 0.5	< 0.5
Chloroethane	0.5	mg/kg	< 0.5	< 0.5
Chloroform	0.5	mg/kg	< 0.5	< 0.5
Chloromethane	0.5	mg/kg	< 0.5	< 0.5
cis-1.2-Dichloroethene	0.5	mg/kg	< 0.5	< 0.5
cis-1.3-Dichloropropene	0.5	mg/kg	< 0.5	< 0.5
Dibromochloromethane	0.5	mg/kg	< 0.5	< 0.5
Dibromomethane	0.5	mg/kg	< 0.5	< 0.5
Dichlorodifluoromethane	0.5	mg/kg	< 0.5	< 0.5
Ethylbenzene	0.1	mg/kg	< 0.1	< 0.1
Iodomethane	0.5	mg/kg	< 0.5	< 0.5
Isopropyl benzene (Cumene)	0.5	mg/kg	< 0.5	< 0.5
m&p-Xylenes	0.2	mg/kg	< 0.2	< 0.2
Methylene Chloride	0.5	mg/kg	< 0.5	< 0.5
o-Xylene	0.1	mg/kg	< 0.1	< 0.1
Styrene	0.5	mg/kg	< 0.5	< 0.5
Tetrachloroethene	0.5	mg/kg	< 0.5	< 0.5
Toluene	0.1	mg/kg	< 0.1	< 0.1
trans-1.2-Dichloroethene	0.5	mg/kg	< 0.5	< 0.5
trans-1.3-Dichloropropene	0.5	mg/kg	< 0.5	< 0.5
Trichloroethene	0.5	mg/kg	< 0.5	< 0.5
Trichlorofluoromethane	0.5	mg/kg	< 0.5	< 0.5
Vinyl chloride	0.5	mg/kg	< 0.5	< 0.5
Xylenes - Total*	0.3	mg/kg	< 0.3	< 0.3
Total MAH*	0.5	mg/kg	< 0.5	< 0.5
Vic EPA IWRG 621 CHC (Total)*	0.5	mg/kg	< 0.5	< 0.5
Vic EPA IWRG 621 Other CHC (Total)*	0.5	mg/kg	< 0.5	< 0.5
4-Bromofluorobenzene (surr.)	1	%	127	138
Toluene-d8 (surr.)	1	%	102	82
Total Recoverable Hydrocarbons - 2013 NEPM Fractions				
Naphthalene[N02]	0.5	mg/kg	< 0.5	< 0.5
Polycyclic Aromatic Hydrocarbons				
Benzo(a)pyrene TEQ (lower bound) *	0.5	mg/kg	< 0.5	< 0.5
Benzo(a)pyrene TEQ (medium bound) *	0.5	mg/kg	0.6	0.6
Benzo(a)pyrene TEQ (upper bound) *	0.5	mg/kg	1.2	1.2
Acenaphthene	0.5	mg/kg	< 0.5	< 0.5
Acenaphthylene	0.5	mg/kg	< 0.5	< 0.5
Anthracene	0.5	mg/kg	< 0.5	< 0.5
Benz(a)anthracene	0.5	mg/kg	< 0.5	< 0.5
Benzo(a)pyrene	0.5	mg/kg	< 0.5	< 0.5
Benzo(b&j)fluoranthene[N07]	0.5	mg/kg	< 0.5	< 0.5
Benzo(g.h.i)perylene	0.5	mg/kg	< 0.5	< 0.5

Client Sample ID			MW05_1.5-1.6	MW07_1.9-2.0
Sample Matrix			Soil	Soil
Eurofins Sample No.			S24-Ma0025618	S24-Ma0025619
Date Sampled			Feb 19, 2024	Feb 19, 2024
Test/Reference	LOR	Unit		
Polycyclic Aromatic Hydrocarbons				
Benzo(k)fluoranthene	0.5	mg/kg	< 0.5	< 0.5
Chrysene	0.5	mg/kg	< 0.5	< 0.5
Dibenz(a.h)anthracene	0.5	mg/kg	< 0.5	< 0.5
Fluoranthene	0.5	mg/kg	< 0.5	< 0.5
Fluorene	0.5	mg/kg	< 0.5	< 0.5
Indeno(1.2.3-cd)pyrene	0.5	mg/kg	< 0.5	< 0.5
Naphthalene	0.5	mg/kg	< 0.5	< 0.5
Phenanthrene	0.5	mg/kg	< 0.5	< 0.5
Pyrene	0.5	mg/kg	< 0.5	< 0.5
Total PAH*	0.5	mg/kg	< 0.5	< 0.5
2-Fluorobiphenyl (surr.)	1	%	110	100
p-Terphenyl-d14 (surr.)	1	%	126	123
Organochlorine Pesticides				
Chlordanes - Total	0.1	mg/kg	< 0.1	< 0.1
4.4'-DDD	0.05	mg/kg	< 0.05	< 0.05
4.4'-DDE	0.05	mg/kg	< 0.05	< 0.05
4.4'-DDT	0.05	mg/kg	< 0.05	< 0.05
a-HCH	0.05	mg/kg	< 0.05	< 0.05
Aldrin	0.05	mg/kg	< 0.05	< 0.05
b-HCH	0.05	mg/kg	< 0.05	< 0.05
d-HCH	0.05	mg/kg	< 0.05	< 0.05
Dieldrin	0.05	mg/kg	< 0.05	< 0.05
Endosulfan I	0.05	mg/kg	< 0.05	< 0.05
Endosulfan II	0.05	mg/kg	< 0.05	< 0.05
Endosulfan sulphate	0.05	mg/kg	< 0.05	< 0.05
Endrin	0.05	mg/kg	< 0.05	< 0.05
Endrin aldehyde	0.05	mg/kg	< 0.05	< 0.05
Endrin ketone	0.05	mg/kg	< 0.05	< 0.05
g-HCH (Lindane)	0.05	mg/kg	< 0.05	< 0.05
Heptachlor	0.05	mg/kg	< 0.05	< 0.05
Heptachlor epoxide	0.05	mg/kg	< 0.05	< 0.05
Hexachlorobenzene	0.05	mg/kg	< 0.05	< 0.05
Methoxychlor	0.05	mg/kg	< 0.05	< 0.05
Toxaphene	0.5	mg/kg	< 0.5	< 0.5
Aldrin and Dieldrin (Total)*	0.05	mg/kg	< 0.05	< 0.05
DDT + DDE + DDD (Total)*	0.05	mg/kg	< 0.05	< 0.05
Vic EPA IWRG 621 OCP (Total)*	0.1	mg/kg	< 0.1	< 0.1
Vic EPA IWRG 621 Other OCP (Total)*	0.1	mg/kg	< 0.1	< 0.1
Dibutylchlorendate (surr.)	1	%	67	54
Tetrachloro-m-xylene (surr.)	1	%	123	115
Polychlorinated Biphenyls				
Aroclor-1016	0.1	mg/kg	< 0.1	< 0.1
Aroclor-1221	0.1	mg/kg	< 0.1	< 0.1
Aroclor-1232	0.1	mg/kg	< 0.1	< 0.1
Aroclor-1242	0.1	mg/kg	< 0.1	< 0.1
Aroclor-1248	0.1	mg/kg	< 0.1	< 0.1
Aroclor-1254	0.1	mg/kg	< 0.1	< 0.1
Aroclor-1260	0.1	mg/kg	< 0.1	< 0.1
Total PCB*	0.1	mg/kg	< 0.1	< 0.1

Client Sample ID			MW05_1.5-1.6	MW07_1.9-2.0
Sample Matrix			Soil	Soil
Eurofins Sample No.			S24-Ma0025618	S24-Ma0025619
Date Sampled			Feb 19, 2024	Feb 19, 2024
Test/Reference	LOR	Unit		
Polychlorinated Biphenyls				
Dibutylchlorendate (surr.)	1	%	67	54
Tetrachloro-m-xylene (surr.)	1	%	123	115
Heavy Metals				
Arsenic	2	mg/kg	19	9.5
Cadmium	0.4	mg/kg	< 0.4	< 0.4
Chromium	5	mg/kg	21	5.2
Copper	5	mg/kg	17	20
Lead	5	mg/kg	16	7.3
Mercury	0.1	mg/kg	< 0.1	< 0.1
Nickel	5	mg/kg	17	< 5
Zinc	5	mg/kg	49	39
Sample Properties				
% Moisture	1	%	17	11

Sample History

Where samples are submitted/analysed over several days, the last date of extraction is reported.

If the date and time of sampling are not provided, the Laboratory will not be responsible for compromised results should testing be performed outside the recommended holding time.

Description	Testing Site	Extracted	Holding Time
Total Recoverable Hydrocarbons - 1999 NEPM Fractions	Sydney	Mar 14, 2024	14 Days
- Method: LTM-ORG-2010 TRH C6-C40			
Total Recoverable Hydrocarbons - 2013 NEPM Fractions	Sydney	Mar 14, 2024	14 Days
- Method: LTM-ORG-2010 TRH C6-C40			
Total Recoverable Hydrocarbons - 2013 NEPM Fractions	Sydney	Mar 14, 2024	14 Days
- Method: LTM-ORG-2010 TRH C6-C40			
Volatile Organics	Sydney	Mar 14, 2024	7 Days
- Method: LTM-ORG-2150 VOCs in Soils Liquid and other Aqueous Matrices			
Polycyclic Aromatic Hydrocarbons	Sydney	Mar 14, 2024	14 Days
- Method: LTM-ORG-2130 PAH and Phenols in Soil and Water			
Metals M8	Sydney	Mar 14, 2024	28 Days
- Method: LTM-MET-3040 Metals in Waters, Soils & Sediments by ICP-MS			
Organochlorine Pesticides	Sydney	Mar 14, 2024	14 Days
- Method: LTM-ORG-2220 OCP & PCB in Soil and Water			
Polychlorinated Biphenyls	Sydney	Mar 14, 2024	28 Days
- Method: LTM-ORG-2220 OCP & PCB in Soil and Water			
% Moisture	Sydney	Mar 12, 2024	14 Days
- Method: LTM-GEN-7080 Moisture			

eurofins

web: www.eurofins.com.au
email: EnviroSales@eurofins.com

Eurofins Environment Testing Australia Pty Ltd
ABN: 50 005 085 521

Melbourne	Geelong	Sydney	Canberra	Brisbane	Newcastle
6 Monterey Road	19/8 Lewalan Street	179 Magowar Road	Unit 1,2 Dacre Street	1/21 Smallwood Place	1/2 Frost Drive
Dandenong South	Grovedale	Girraween	Mitchell	Murarrie	Mayfield West
VIC 3175	VIC 3216	NSW 2145	ACT 2911	QLD 4172	NSW 2304
+61 3 8564 5000	+61 3 8564 5000	+61 2 9900 8400	+61 2 6113 8091	T: +61 7 3902 4600	+61 2 4968 8448
NATA# 1261	NATA# 1261	NATA# 1261	NATA# 1261	NATA# 1261	NATA# 1261
Site# 1254	Site# 25403	Site# 18217	Site# 25466	Site# 20794	Site# 25079 & 25289

Eurofins ARL Pty Ltd
ABN: 91 05 0159 898

Perth
46-48 Banksia Road
Welshpool
WA 6106
+61 8 6253 4444
NATA# 2377
Site# 2370

Eurofins Environment Testing NZ Ltd
NZBN: 9429046024954

Auckland	Auckland (Asb)	Christchurch	Tauranga
35 O'Rorke Road	Unit C1/4 Pacific Rise,	43 Detroit Drive	1277 Cameron Road,
Penrose,	Mount Wellington,	Rolleston,	Gate Pa,
Auckland 1061	Auckland 1061	Christchurch 7675	Tauranga 3112
+64 9 526 4551	+64 9 525 0568	+64 3 343 5201	+64 9 525 0568
IANZ# 1327	IANZ# 1308	IANZ# 1290	IANZ# 1402

Company Name: Senversa Pty Ltd NSW
Address: Level 24, 1 Market Street
SYDNEY
NSW 2000

Project Name: ADDITIONAL - SMITHFIELD
Project ID: ADDITIONAL - 21182

Order No.:
Report #: 1077075
Phone: 02 9994 8016
Fax: 03 9606 0074

Received: Mar 12, 2024 10:02 AM
Due: Mar 19, 2024
Priority: 5 Day
Contact Name: Julia Nicholson

Eurofins Analytical Services Manager : Adam Bateup

Sample Detail						Suite B13: OCP/PCB	Moisture Set	Eurofins Suite B8
Sydney Laboratory - NATA # 1261 Site # 18217						X	X	X
External Laboratory								
No	**Sample ID**	**Sample Date**	**Sampling Time**	**Matrix**	**LAB ID**			
1	MW05_1.5-1.6	Feb 19, 2024		Soil	S24-Ma0025618	X	X	X
2	MW07_1.9-2.0	Feb 19, 2024		Soil	S24-Ma0025619	X	X	X
Test Counts						2	2	2

Internal Quality Control Review and Glossary

General

1. Laboratory QC results for Method Blanks, Duplicates, Matrix Spikes, and Laboratory Control Samples follow guidelines delineated in the National Environment Protection (Assessment of Site Contamination) Measure 1999, as amended May 2013. They are included in this QC report where applicable. Additional QC data may be available on request.
2. Unless otherwise stated, all soil/sediment/solid results are reported on a dry weight basis.
3. Unless otherwise stated, all biota/food results are reported on a wet weight basis on the edible portion.
4. For CEC results where the sample's origin is unknown or environmentally contaminated, the results should be used advisedly.
5. Actual LORs are matrix dependent. Quoted LORs may be raised where sample extracts are diluted due to interferences.
6. Results are uncorrected for matrix spikes or surrogate recoveries except for PFAS compounds.
7. SVOC analysis on waters is performed on homogenised, unfiltered samples unless noted otherwise.
8. Samples were analysed on an 'as received' basis.
9. Information identified in this report with **blue** colour indicates data provided by customers that may have an impact on the results.
10. This report replaces any interim results previously issued.

Holding Times

Please refer to the 'Sample Preservation and Container Guide' for holding times (QS3001).

For samples received on the last day of holding time, notification of testing requirements should have been received at least 6 hours before sample receipt deadlines as stated on the SRA.

If the Laboratory did not receive the information in the required timeframe, and despite any other integrity issues, suitably qualified results may still be reported.

Holding times apply from the date of sampling; therefore, compliance with these may be outside the laboratory's control.

For VOCs containing vinyl chloride, styrene and 2-chloroethyl vinyl ether, the holding time is seven days; however, for all other VOCs, such as BTEX or C6-10 TRH, the holding time is 14 days.

Units

mg/kg: milligrams per kilogram	**mg/L:** milligrams per litre	**ppm:** parts per million
µg/L: micrograms per litre	**ppb:** parts per billion	**%:** Percentage
org/100 mL: Organisms per 100 millilitres	**NTU:** Nephelometric Turbidity Units	**MPN/100 mL:** Most Probable Number of organisms per 100 millilitres
CFU: Colony forming unit	**Colour:** Pt-Co Units	

Terms

APHA	American Public Health Association
CEC	Cation Exchange Capacity
COC	Chain of Custody
CP	Client Parent - QC was performed on samples pertaining to this report
CRM	Certified Reference Material (ISO17034) - reported as percent recovery.
Dry	Where moisture has been determined on a solid sample, the result is expressed on a dry weight basis.
Duplicate	A second piece of analysis from the same sample and reported in the same units as the result to show comparison.
LOR	Limit of Reporting.
LCS	Laboratory Control Sample - reported as percent recovery.
Method Blank	In the case of solid samples, these are performed on laboratory-certified clean sands and in the case of water samples, these are performed on de-ionised water.
NCP	Non-Client Parent - QC performed on samples not pertaining to this report, QC represents the sequence or batch that client samples were analysed within.
RPD	Relative Percent Difference between two Duplicate pieces of analysis.
SPIKE	Addition of the analyte to the sample and reported as percentage recovery.
SRA	Sample Receipt Advice
Surr - Surrogate	The addition of a similar compound to the analyte target is reported as percentage recovery. See below for acceptance criteria.
TBTO	Tributyltin oxide (*bis*-tributyltin oxide) - individual tributyltin compounds cannot be identified separately in the environment; however, free tributyltin was measured, and its values were converted stoichiometrically into tributyltin oxide for comparison with regulatory limits.
TCLP	Toxicity Characteristic Leaching Procedure
TEQ	Toxic Equivalency Quotient or Total Equivalence
QSM	US Department of Defense Quality Systems Manual Version 6.0
US EPA	United States Environmental Protection Agency
WA DWER	Sum of PFBA, PFPeA, PFHxA, PFHpA, PFOA, PFBS, PFHxS, PFOS, 6:2 FTSA, 8:2 FTSA

QC - Acceptance Criteria

The acceptance criteria should only be used as a guide and may be different when site-specific Sampling Analysis and Quality Plan (SAQP) have been implemented.

RPD Duplicates: Global RPD Duplicates Acceptance Criteria is ≤30%; however, the following acceptance guidelines are equally applicable:

Results <10 times the LOR:	No Limit
Results between 10-20 times the LOR:	RPD must lie between 0-50%
Results >20 times the LOR:	RPD must lie between 0-30%

NOTE: pH duplicates are reported as a range, not as RPD

Surrogate Recoveries: Recoveries must lie between 20-130% for Speciated Phenols & 50-150% for PFAS. SVOCs recoveries 20 – 150%, VOC recoveries 70 – 130%

PFAS field samples containing surrogate recoveries above the QC limit designated in QSM 6.0, where no positive PFAS results have been reported or reviewed, and no data was affected.

QC Data General Comments

1. Where a result is reported as less than (<), higher than the nominated LOR, this is due to either matrix interference, extract dilution required due to interferences or contaminant levels within the sample, high moisture content or insufficient sample provided.
2. Duplicate data shown within this report that states the word "BATCH" is a Batch Duplicate from outside of your sample batch but within the laboratory sample batch at a 1:10 ratio. The Parent and Duplicate data shown are not data from your samples.
3. pH and Free Chlorine analysed in the laboratory - Analysis on this test must begin within 30 minutes of sampling. Therefore, laboratory analysis is unlikely to be completed within holding time.Analysis will begin as soon as possible after sample receipt.
4. Recovery Data (Spikes & Surrogates) - where chromatographic interference does not allow the determination of recovery, the term "INT" appears against that analyte.
5. For Matrix Spikes and LCS results, a dash "-" in the report means that the specific analyte was not added to the QC sample.
6. Duplicate RPDs are calculated from raw analytical data; thus, it is possible to have two sets of data.

Quality Control Results

Test	Units	Result 1			Acceptance Limits	Pass Limits	Qualifying Code
Method Blank							
Total Recoverable Hydrocarbons							
TRH C6-C9	mg/kg	< 20			20	Pass	
TRH C10-C14	mg/kg	< 20			20	Pass	
TRH C15-C28	mg/kg	< 50			50	Pass	
TRH C29-C36	mg/kg	< 50			50	Pass	
TRH C6-C10	mg/kg	< 20			20	Pass	
TRH >C10-C16	mg/kg	< 50			50	Pass	
TRH >C16-C34	mg/kg	< 100			100	Pass	
TRH >C34-C40	mg/kg	< 100			100	Pass	
Method Blank							
Volatile Organics							
1.1-Dichloroethane	mg/kg	< 0.5			0.5	Pass	
1.1-Dichloroethene	mg/kg	< 0.5			0.5	Pass	
1.1.1-Trichloroethane	mg/kg	< 0.5			0.5	Pass	
1.1.1.2-Tetrachloroethane	mg/kg	< 0.5			0.5	Pass	
1.1.2-Trichloroethane	mg/kg	< 0.5			0.5	Pass	
1.1.2.2-Tetrachloroethane	mg/kg	< 0.5			0.5	Pass	
1.2-Dibromoethane	mg/kg	< 0.5			0.5	Pass	
1.2-Dichlorobenzene	mg/kg	< 0.5			0.5	Pass	
1.2-Dichloroethane	mg/kg	< 0.5			0.5	Pass	
1.2-Dichloropropane	mg/kg	< 0.5			0.5	Pass	
1.2.3-Trichloropropane	mg/kg	< 0.5			0.5	Pass	
1.2.4-Trimethylbenzene	mg/kg	< 0.5			0.5	Pass	
1.3-Dichlorobenzene	mg/kg	< 0.5			0.5	Pass	
1.3-Dichloropropane	mg/kg	< 0.5			0.5	Pass	
1.3.5-Trimethylbenzene	mg/kg	< 0.5			0.5	Pass	
1.4-Dichlorobenzene	mg/kg	< 0.5			0.5	Pass	
2-Butanone (MEK)	mg/kg	< 0.5			0.5	Pass	
2-Propanone (Acetone)	mg/kg	< 0.5			0.5	Pass	
4-Chlorotoluene	mg/kg	< 0.5			0.5	Pass	
4-Methyl-2-pentanone (MIBK)	mg/kg	< 0.5			0.5	Pass	
Allyl chloride	mg/kg	< 0.5			0.5	Pass	
Benzene	mg/kg	< 0.1			0.1	Pass	
Bromobenzene	mg/kg	< 0.5			0.5	Pass	
Bromochloromethane	mg/kg	< 0.5			0.5	Pass	
Bromodichloromethane	mg/kg	< 0.5			0.5	Pass	
Bromoform	mg/kg	< 0.5			0.5	Pass	
Bromomethane	mg/kg	< 0.5			0.5	Pass	
Carbon disulfide	mg/kg	< 0.5			0.5	Pass	
Carbon Tetrachloride	mg/kg	< 0.5			0.5	Pass	
Chlorobenzene	mg/kg	< 0.5			0.5	Pass	
Chloroethane	mg/kg	< 0.5			0.5	Pass	
Chloroform	mg/kg	< 0.5			0.5	Pass	
Chloromethane	mg/kg	< 0.5			0.5	Pass	
cis-1.2-Dichloroethene	mg/kg	< 0.5			0.5	Pass	
cis-1.3-Dichloropropene	mg/kg	< 0.5			0.5	Pass	
Dibromochloromethane	mg/kg	< 0.5			0.5	Pass	
Dibromomethane	mg/kg	< 0.5			0.5	Pass	
Dichlorodifluoromethane	mg/kg	< 0.5			0.5	Pass	
Ethylbenzene	mg/kg	< 0.1			0.1	Pass	
Iodomethane	mg/kg	< 0.5			0.5	Pass	

Test	Units	Result 1			Acceptance Limits	Pass Limits	Qualifying Code
Isopropyl benzene (Cumene)	mg/kg	< 0.5			0.5	Pass	
m&p-Xylenes	mg/kg	< 0.2			0.2	Pass	
Methylene Chloride	mg/kg	< 0.5			0.5	Pass	
o-Xylene	mg/kg	< 0.1			0.1	Pass	
Styrene	mg/kg	< 0.5			0.5	Pass	
Tetrachloroethene	mg/kg	< 0.5			0.5	Pass	
Toluene	mg/kg	< 0.1			0.1	Pass	
trans-1.2-Dichloroethene	mg/kg	< 0.5			0.5	Pass	
trans-1.3-Dichloropropene	mg/kg	< 0.5			0.5	Pass	
Trichloroethene	mg/kg	< 0.5			0.5	Pass	
Trichlorofluoromethane	mg/kg	< 0.5			0.5	Pass	
Vinyl chloride	mg/kg	< 0.5			0.5	Pass	
Xylenes - Total*	mg/kg	< 0.3			0.3	Pass	
Method Blank							
Total Recoverable Hydrocarbons - 2013 NEPM Fractions							
Naphthalene	mg/kg	< 0.5			0.5	Pass	
Method Blank							
Polycyclic Aromatic Hydrocarbons							
Acenaphthene	mg/kg	< 0.5			0.5	Pass	
Acenaphthylene	mg/kg	< 0.5			0.5	Pass	
Anthracene	mg/kg	< 0.5			0.5	Pass	
Benz(a)anthracene	mg/kg	< 0.5			0.5	Pass	
Benzo(a)pyrene	mg/kg	< 0.5			0.5	Pass	
Benzo(b&j)fluoranthene	mg/kg	< 0.5			0.5	Pass	
Benzo(g.h.i)perylene	mg/kg	< 0.5			0.5	Pass	
Benzo(k)fluoranthene	mg/kg	< 0.5			0.5	Pass	
Chrysene	mg/kg	< 0.5			0.5	Pass	
Dibenz(a.h)anthracene	mg/kg	< 0.5			0.5	Pass	
Fluoranthene	mg/kg	< 0.5			0.5	Pass	
Fluorene	mg/kg	< 0.5			0.5	Pass	
Indeno(1.2.3-cd)pyrene	mg/kg	< 0.5			0.5	Pass	
Naphthalene	mg/kg	< 0.5			0.5	Pass	
Phenanthrene	mg/kg	< 0.5			0.5	Pass	
Pyrene	mg/kg	< 0.5			0.5	Pass	
Method Blank							
Organochlorine Pesticides							
Chlordanes - Total	mg/kg	< 0.1			0.1	Pass	
4.4'-DDD	mg/kg	< 0.05			0.05	Pass	
4.4'-DDE	mg/kg	< 0.05			0.05	Pass	
4.4'-DDT	mg/kg	< 0.05			0.05	Pass	
a-HCH	mg/kg	< 0.05			0.05	Pass	
Aldrin	mg/kg	< 0.05			0.05	Pass	
b-HCH	mg/kg	< 0.05			0.05	Pass	
d-HCH	mg/kg	< 0.05			0.05	Pass	
Dieldrin	mg/kg	< 0.05			0.05	Pass	
Endosulfan I	mg/kg	< 0.05			0.05	Pass	
Endosulfan II	mg/kg	< 0.05			0.05	Pass	
Endosulfan sulphate	mg/kg	< 0.05			0.05	Pass	
Endrin	mg/kg	< 0.05			0.05	Pass	
Endrin aldehyde	mg/kg	< 0.05			0.05	Pass	
Endrin ketone	mg/kg	< 0.05			0.05	Pass	
g-HCH (Lindane)	mg/kg	< 0.05			0.05	Pass	
Heptachlor	mg/kg	< 0.05			0.05	Pass	
Heptachlor epoxide	mg/kg	< 0.05			0.05	Pass	

Test	Units	Result 1			Acceptance Limits	Pass Limits	Qualifying Code
Hexachlorobenzene	mg/kg	< 0.05			0.05	Pass	
Methoxychlor	mg/kg	< 0.05			0.05	Pass	
Toxaphene	mg/kg	< 0.5			0.5	Pass	
Method Blank							
Polychlorinated Biphenyls							
Aroclor-1016	mg/kg	< 0.1			0.1	Pass	
Aroclor-1221	mg/kg	< 0.1			0.1	Pass	
Aroclor-1232	mg/kg	< 0.1			0.1	Pass	
Aroclor-1242	mg/kg	< 0.1			0.1	Pass	
Aroclor-1248	mg/kg	< 0.1			0.1	Pass	
Aroclor-1254	mg/kg	< 0.1			0.1	Pass	
Aroclor-1260	mg/kg	< 0.1			0.1	Pass	
Total PCB*	mg/kg	< 0.1			0.1	Pass	
Method Blank							
Heavy Metals							
Arsenic	mg/kg	< 2			2	Pass	
Cadmium	mg/kg	< 0.4			0.4	Pass	
Chromium	mg/kg	< 5			5	Pass	
Copper	mg/kg	< 5			5	Pass	
Lead	mg/kg	< 5			5	Pass	
Mercury	mg/kg	< 0.1			0.1	Pass	
Nickel	mg/kg	< 5			5	Pass	
Zinc	mg/kg	< 5			5	Pass	
LCS - % Recovery							
Total Recoverable Hydrocarbons							
TRH C10-C14	%	86			70-130	Pass	
TRH >C10-C16	%	83			70-130	Pass	
LCS - % Recovery							
Volatile Organics							
1.1-Dichloroethene	%	127			70-130	Pass	
1.2-Dichlorobenzene	%	102			70-130	Pass	
1.2-Dichloroethane	%	71			70-130	Pass	
Benzene	%	77			70-130	Pass	
Ethylbenzene	%	101			70-130	Pass	
m&p-Xylenes	%	112			70-130	Pass	
o-Xylene	%	109			70-130	Pass	
Toluene	%	115			70-130	Pass	
Trichloroethene	%	72			70-130	Pass	
Xylenes - Total*	%	111			70-130	Pass	
LCS - % Recovery							
Total Recoverable Hydrocarbons - 2013 NEPM Fractions							
Naphthalene	%	83			70-130	Pass	
LCS - % Recovery							
Polycyclic Aromatic Hydrocarbons							
Acenaphthene	%	121			70-130	Pass	
Acenaphthylene	%	107			70-130	Pass	
Anthracene	%	100			70-130	Pass	
Benz(a)anthracene	%	101			70-130	Pass	
Benzo(a)pyrene	%	105			70-130	Pass	
Benzo(b&j)fluoranthene	%	100			70-130	Pass	
Benzo(g.h.i)perylene	%	100			70-130	Pass	
Benzo(k)fluoranthene	%	106			70-130	Pass	
Chrysene	%	110			70-130	Pass	
Dibenz(a.h)anthracene	%	101			70-130	Pass	

Test	Units	Result 1			Acceptance Limits	Pass Limits	Qualifying Code
Fluoranthene	%	94			70-130	Pass	
Fluorene	%	104			70-130	Pass	
Indeno(1.2.3-cd)pyrene	%	102			70-130	Pass	
Naphthalene	%	105			70-130	Pass	
Phenanthrene	%	92			70-130	Pass	
Pyrene	%	95			70-130	Pass	
LCS - % Recovery							
Organochlorine Pesticides							
Chlordanes - Total	%	85			70-130	Pass	
4.4'-DDD	%	85			70-130	Pass	
4.4'-DDE	%	87			70-130	Pass	
4.4'-DDT	%	74			70-130	Pass	
a-HCH	%	83			70-130	Pass	
Aldrin	%	92			70-130	Pass	
b-HCH	%	79			70-130	Pass	
d-HCH	%	84			70-130	Pass	
Dieldrin	%	88			70-130	Pass	
Endosulfan I	%	86			70-130	Pass	
Endosulfan II	%	82			70-130	Pass	
Endosulfan sulphate	%	79			70-130	Pass	
Endrin	%	82			70-130	Pass	
Endrin aldehyde	%	83			70-130	Pass	
Endrin ketone	%	83			70-130	Pass	
g-HCH (Lindane)	%	86			70-130	Pass	
Heptachlor	%	72			70-130	Pass	
Heptachlor epoxide	%	82			70-130	Pass	
Hexachlorobenzene	%	87			70-130	Pass	
Methoxychlor	%	76			70-130	Pass	
LCS - % Recovery							
Polychlorinated Biphenyls							
Aroclor-1016	%	75			70-130	Pass	
Aroclor-1260	%	80			70-130	Pass	
LCS - % Recovery							
Heavy Metals							
Arsenic	%	94			80-120	Pass	
Cadmium	%	99			80-120	Pass	
Chromium	%	102			80-120	Pass	
Copper	%	103			80-120	Pass	
Lead	%	102			80-120	Pass	
Mercury	%	94			80-120	Pass	
Nickel	%	103			80-120	Pass	
Zinc	%	99			80-120	Pass	

Test	Lab Sample ID	QA Source	Units	Result 1			Acceptance Limits	Pass Limits	Qualifying Code
Spike - % Recovery									
Total Recoverable Hydrocarbons				Result 1					
TRH C10-C14	R24-Ma0024961	NCP	%	117			70-130	Pass	
TRH >C10-C16	R24-Ma0024961	NCP	%	118			70-130	Pass	
Spike - % Recovery									
Organochlorine Pesticides				Result 1					
Chlordanes - Total	S24-Ma0025618	CP	%	84			70-130	Pass	
4.4'-DDD	S24-Ma0025618	CP	%	80			70-130	Pass	
4.4'-DDE	S24-Ma0025618	CP	%	85			70-130	Pass	
4.4'-DDT	S24-Ma0025618	CP	%	84			70-130	Pass	
a-HCH	S24-Ma0025618	CP	%	82			70-130	Pass	

Test	Lab Sample ID	QA Source	Units	Result 1			Acceptance Limits	Pass Limits	Qualifying Code
Aldrin	S24-Ma0025618	CP	%	91			70-130	Pass	
b-HCH	S24-Ma0025618	CP	%	74			70-130	Pass	
d-HCH	S24-Ma0025618	CP	%	83			70-130	Pass	
Dieldrin	S24-Ma0025618	CP	%	85			70-130	Pass	
Endosulfan I	S24-Ma0025618	CP	%	95			70-130	Pass	
Endosulfan II	S24-Ma0025618	CP	%	83			70-130	Pass	
Endosulfan sulphate	S24-Ma0025618	CP	%	89			70-130	Pass	
Endrin	S24-Ma0025618	CP	%	89			70-130	Pass	
Endrin aldehyde	S24-Ma0025618	CP	%	92			70-130	Pass	
Endrin ketone	S24-Ma0025618	CP	%	91			70-130	Pass	
g-HCH (Lindane)	S24-Ma0025618	CP	%	99			70-130	Pass	
Heptachlor	S24-Ma0025618	CP	%	74			70-130	Pass	
Heptachlor epoxide	S24-Ma0025618	CP	%	80			70-130	Pass	
Hexachlorobenzene	S24-Ma0025618	CP	%	85			70-130	Pass	
Methoxychlor	S24-Ma0025618	CP	%	75			70-130	Pass	
Spike - % Recovery									
Polychlorinated Biphenyls				Result 1					
Aroclor-1016	S24-Ma0025618	CP	%	73			70-130	Pass	
Aroclor-1260	S24-Ma0025618	CP	%	81			70-130	Pass	
Spike - % Recovery									
Heavy Metals				Result 1					
Arsenic	S24-Ma0023519	NCP	%	84			75-125	Pass	
Cadmium	S24-Ma0023519	NCP	%	92			75-125	Pass	
Chromium	S24-Ma0023519	NCP	%	75			75-125	Pass	
Copper	S24-Ma0023519	NCP	%	99			75-125	Pass	
Lead	S24-Ma0023519	NCP	%	90			75-125	Pass	
Mercury	S24-Ma0023519	NCP	%	85			75-125	Pass	
Nickel	S24-Ma0023519	NCP	%	94			75-125	Pass	
Zinc	S24-Ma0023519	NCP	%	104			75-125	Pass	
Test	**Lab Sample ID**	**QA Source**	**Units**	**Result 1**			**Acceptance Limits**	**Pass Limits**	**Qualifying Code**
Duplicate									
Total Recoverable Hydrocarbons				Result 1	Result 2	RPD			
TRH C10-C14	R24-Ma0024960	NCP	mg/kg	< 20	< 20	<1	30%	Pass	
TRH C15-C28	R24-Ma0024960	NCP	mg/kg	< 50	< 50	<1	30%	Pass	
TRH C29-C36	R24-Ma0024960	NCP	mg/kg	< 50	< 50	<1	30%	Pass	
TRH >C10-C16	R24-Ma0024960	NCP	mg/kg	< 50	< 50	<1	30%	Pass	
TRH >C16-C34	R24-Ma0024960	NCP	mg/kg	< 100	< 100	<1	30%	Pass	
TRH >C34-C40	R24-Ma0024960	NCP	mg/kg	< 100	< 100	<1	30%	Pass	
Duplicate									
Total Recoverable Hydrocarbons				Result 1	Result 2	RPD			
TRH C6-C9	S24-Ma0025619	CP	mg/kg	< 20	< 20	<1	30%	Pass	
TRH C6-C10	S24-Ma0025619	CP	mg/kg	< 20	< 20	<1	30%	Pass	
Duplicate									
Volatile Organics				Result 1	Result 2	RPD			
1.1-Dichloroethane	S24-Ma0025619	CP	mg/kg	< 0.5	< 0.5	<1	30%	Pass	
1.1-Dichloroethene	S24-Ma0025619	CP	mg/kg	< 0.5	< 0.5	<1	30%	Pass	
1.1.1-Trichloroethane	S24-Ma0025619	CP	mg/kg	< 0.5	< 0.5	<1	30%	Pass	
1.1.1.2-Tetrachloroethane	S24-Ma0025619	CP	mg/kg	< 0.5	< 0.5	<1	30%	Pass	
1.1.2-Trichloroethane	S24-Ma0025619	CP	mg/kg	< 0.5	< 0.5	<1	30%	Pass	
1.1.2.2-Tetrachloroethane	S24-Ma0025619	CP	mg/kg	< 0.5	< 0.5	<1	30%	Pass	
1.2-Dibromoethane	S24-Ma0025619	CP	mg/kg	< 0.5	< 0.5	<1	30%	Pass	
1.2-Dichlorobenzene	S24-Ma0025619	CP	mg/kg	< 0.5	< 0.5	<1	30%	Pass	
1.2-Dichloroethane	S24-Ma0025619	CP	mg/kg	< 0.5	< 0.5	<1	30%	Pass	
1.2-Dichloropropane	S24-Ma0025619	CP	mg/kg	< 0.5	< 0.5	<1	30%	Pass	

Duplicate								
Volatile Organics				Result 1	Result 2	RPD		
1.2.3-Trichloropropane	S24-Ma0025619	CP	mg/kg	< 0.5	< 0.5	<1	30%	Pass
1.2.4-Trimethylbenzene	S24-Ma0025619	CP	mg/kg	< 0.5	< 0.5	<1	30%	Pass
1.3-Dichlorobenzene	S24-Ma0025619	CP	mg/kg	< 0.5	< 0.5	<1	30%	Pass
1.3-Dichloropropane	S24-Ma0025619	CP	mg/kg	< 0.5	< 0.5	<1	30%	Pass
1.3.5-Trimethylbenzene	S24-Ma0025619	CP	mg/kg	< 0.5	< 0.5	<1	30%	Pass
1.4-Dichlorobenzene	S24-Ma0025619	CP	mg/kg	< 0.5	< 0.5	<1	30%	Pass
2-Butanone (MEK)	S24-Ma0025619	CP	mg/kg	< 0.5	< 0.5	<1	30%	Pass
2-Propanone (Acetone)	S24-Ma0025619	CP	mg/kg	< 0.5	< 0.5	<1	30%	Pass
4-Chlorotoluene	S24-Ma0025619	CP	mg/kg	< 0.5	< 0.5	<1	30%	Pass
4-Methyl-2-pentanone (MIBK)	S24-Ma0025619	CP	mg/kg	< 0.5	< 0.5	<1	30%	Pass
Allyl chloride	S24-Ma0025619	CP	mg/kg	< 0.5	< 0.5	<1	30%	Pass
Benzene	S24-Ma0025619	CP	mg/kg	< 0.1	< 0.1	<1	30%	Pass
Bromobenzene	S24-Ma0025619	CP	mg/kg	< 0.5	< 0.5	<1	30%	Pass
Bromochloromethane	S24-Ma0025619	CP	mg/kg	< 0.5	< 0.5	<1	30%	Pass
Bromodichloromethane	S24-Ma0025619	CP	mg/kg	< 0.5	< 0.5	<1	30%	Pass
Bromoform	S24-Ma0025619	CP	mg/kg	< 0.5	< 0.5	<1	30%	Pass
Bromomethane	S24-Ma0025619	CP	mg/kg	< 0.5	< 0.5	<1	30%	Pass
Carbon disulfide	S24-Ma0025619	CP	mg/kg	< 0.5	< 0.5	<1	30%	Pass
Carbon Tetrachloride	S24-Ma0025619	CP	mg/kg	< 0.5	< 0.5	<1	30%	Pass
Chlorobenzene	S24-Ma0025619	CP	mg/kg	< 0.5	< 0.5	<1	30%	Pass
Chloroethane	S24-Ma0025619	CP	mg/kg	< 0.5	< 0.5	<1	30%	Pass
Chloroform	S24-Ma0025619	CP	mg/kg	< 0.5	< 0.5	<1	30%	Pass
Chloromethane	S24-Ma0025619	CP	mg/kg	< 0.5	< 0.5	<1	30%	Pass
cis-1.2-Dichloroethene	S24-Ma0025619	CP	mg/kg	< 0.5	< 0.5	<1	30%	Pass
cis-1.3-Dichloropropene	S24-Ma0025619	CP	mg/kg	< 0.5	< 0.5	<1	30%	Pass
Dibromochloromethane	S24-Ma0025619	CP	mg/kg	< 0.5	< 0.5	<1	30%	Pass
Dibromomethane	S24-Ma0025619	CP	mg/kg	< 0.5	< 0.5	<1	30%	Pass
Dichlorodifluoromethane	S24-Ma0025619	CP	mg/kg	< 0.5	< 0.5	<1	30%	Pass
Ethylbenzene	S24-Ma0025619	CP	mg/kg	< 0.1	< 0.1	<1	30%	Pass
Iodomethane	S24-Ma0025619	CP	mg/kg	< 0.5	< 0.5	<1	30%	Pass
Isopropyl benzene (Cumene)	S24-Ma0025619	CP	mg/kg	< 0.5	< 0.5	<1	30%	Pass
m&p-Xylenes	S24-Ma0025619	CP	mg/kg	< 0.2	< 0.2	<1	30%	Pass
Methylene Chloride	S24-Ma0025619	CP	mg/kg	< 0.5	< 0.5	<1	30%	Pass
o-Xylene	S24-Ma0025619	CP	mg/kg	< 0.1	< 0.1	<1	30%	Pass
Styrene	S24-Ma0025619	CP	mg/kg	< 0.5	< 0.5	<1	30%	Pass
Tetrachloroethene	S24-Ma0025619	CP	mg/kg	< 0.5	< 0.5	<1	30%	Pass
Toluene	S24-Ma0025619	CP	mg/kg	< 0.1	< 0.1	<1	30%	Pass
trans-1.2-Dichloroethene	S24-Ma0025619	CP	mg/kg	< 0.5	< 0.5	<1	30%	Pass
trans-1.3-Dichloropropene	S24-Ma0025619	CP	mg/kg	< 0.5	< 0.5	<1	30%	Pass
Trichloroethene	S24-Ma0025619	CP	mg/kg	< 0.5	< 0.5	<1	30%	Pass
Trichlorofluoromethane	S24-Ma0025619	CP	mg/kg	< 0.5	< 0.5	<1	30%	Pass
Vinyl chloride	S24-Ma0025619	CP	mg/kg	< 0.5	< 0.5	<1	30%	Pass
Xylenes - Total*	S24-Ma0025619	CP	mg/kg	< 0.3	< 0.3	<1	30%	Pass
Duplicate								
Total Recoverable Hydrocarbons - 2013 NEPM Fractions				Result 1	Result 2	RPD		
Naphthalene	S24-Ma0025619	CP	mg/kg	< 0.5	< 0.5	<1	30%	Pass
Duplicate								
Polycyclic Aromatic Hydrocarbons				Result 1	Result 2	RPD		
Acenaphthene	S24-Ma0025619	CP	mg/kg	< 0.5	< 0.5	<1	30%	Pass
Acenaphthylene	S24-Ma0025619	CP	mg/kg	< 0.5	< 0.5	<1	30%	Pass
Anthracene	S24-Ma0025619	CP	mg/kg	< 0.5	< 0.5	<1	30%	Pass
Benz(a)anthracene	S24-Ma0025619	CP	mg/kg	< 0.5	< 0.5	<1	30%	Pass
Benzo(a)pyrene	S24-Ma0025619	CP	mg/kg	< 0.5	< 0.5	<1	30%	Pass
Benzo(b&j)fluoranthene	S24-Ma0025619	CP	mg/kg	< 0.5	< 0.5	<1	30%	Pass

Duplicate									
Polycyclic Aromatic Hydrocarbons				Result 1	Result 2	RPD			
Benzo(g.h.i)perylene	S24-Ma0025619	CP	mg/kg	< 0.5	< 0.5	<1	30%	Pass	
Benzo(k)fluoranthene	S24-Ma0025619	CP	mg/kg	< 0.5	< 0.5	<1	30%	Pass	
Chrysene	S24-Ma0025619	CP	mg/kg	< 0.5	< 0.5	<1	30%	Pass	
Dibenz(a.h)anthracene	S24-Ma0025619	CP	mg/kg	< 0.5	< 0.5	<1	30%	Pass	
Fluoranthene	S24-Ma0025619	CP	mg/kg	< 0.5	< 0.5	<1	30%	Pass	
Fluorene	S24-Ma0025619	CP	mg/kg	< 0.5	< 0.5	<1	30%	Pass	
Indeno(1.2.3-cd)pyrene	S24-Ma0025619	CP	mg/kg	< 0.5	< 0.5	<1	30%	Pass	
Naphthalene	S24-Ma0025619	CP	mg/kg	< 0.5	< 0.5	<1	30%	Pass	
Phenanthrene	S24-Ma0025619	CP	mg/kg	< 0.5	< 0.5	<1	30%	Pass	
Pyrene	S24-Ma0025619	CP	mg/kg	< 0.5	< 0.5	<1	30%	Pass	
Duplicate									
Organochlorine Pesticides				Result 1	Result 2	RPD			
Chlordanes - Total	S24-Ma0025619	CP	mg/kg	< 0.1	< 0.1	<1	30%	Pass	
4.4'-DDD	S24-Ma0025619	CP	mg/kg	< 0.05	< 0.05	<1	30%	Pass	
4.4'-DDE	S24-Ma0025619	CP	mg/kg	< 0.05	< 0.05	<1	30%	Pass	
4.4'-DDT	S24-Ma0025619	CP	mg/kg	< 0.05	< 0.05	<1	30%	Pass	
a-HCH	S24-Ma0025619	CP	mg/kg	< 0.05	< 0.05	<1	30%	Pass	
Aldrin	S24-Ma0025619	CP	mg/kg	< 0.05	< 0.05	<1	30%	Pass	
b-HCH	S24-Ma0025619	CP	mg/kg	< 0.05	< 0.05	<1	30%	Pass	
d-HCH	S24-Ma0025619	CP	mg/kg	< 0.05	< 0.05	<1	30%	Pass	
Dieldrin	S24-Ma0025619	CP	mg/kg	< 0.05	< 0.05	<1	30%	Pass	
Endosulfan I	S24-Ma0025619	CP	mg/kg	< 0.05	< 0.05	<1	30%	Pass	
Endosulfan II	S24-Ma0025619	CP	mg/kg	< 0.05	< 0.05	<1	30%	Pass	
Endosulfan sulphate	S24-Ma0025619	CP	mg/kg	< 0.05	< 0.05	<1	30%	Pass	
Endrin	S24-Ma0025619	CP	mg/kg	< 0.05	< 0.05	<1	30%	Pass	
Endrin aldehyde	S24-Ma0025619	CP	mg/kg	< 0.05	< 0.05	<1	30%	Pass	
Endrin ketone	S24-Ma0025619	CP	mg/kg	< 0.05	< 0.05	<1	30%	Pass	
g-HCH (Lindane)	S24-Ma0025619	CP	mg/kg	< 0.05	< 0.05	<1	30%	Pass	
Heptachlor	S24-Ma0025619	CP	mg/kg	< 0.05	< 0.05	<1	30%	Pass	
Heptachlor epoxide	S24-Ma0025619	CP	mg/kg	< 0.05	< 0.05	<1	30%	Pass	
Hexachlorobenzene	S24-Ma0025619	CP	mg/kg	< 0.05	< 0.05	<1	30%	Pass	
Methoxychlor	S24-Ma0025619	CP	mg/kg	< 0.05	< 0.05	<1	30%	Pass	
Toxaphene	S24-Ma0025619	CP	mg/kg	< 0.5	< 0.5	<1	30%	Pass	
Duplicate									
Polychlorinated Biphenyls				Result 1	Result 2	RPD			
Aroclor-1016	S24-Ma0025619	CP	mg/kg	< 0.1	< 0.1	<1	30%	Pass	
Aroclor-1221	S24-Ma0025619	CP	mg/kg	< 0.1	< 0.1	<1	30%	Pass	
Aroclor-1232	S24-Ma0025619	CP	mg/kg	< 0.1	< 0.1	<1	30%	Pass	
Aroclor-1242	S24-Ma0025619	CP	mg/kg	< 0.1	< 0.1	<1	30%	Pass	
Aroclor-1248	S24-Ma0025619	CP	mg/kg	< 0.1	< 0.1	<1	30%	Pass	
Aroclor-1254	S24-Ma0025619	CP	mg/kg	< 0.1	< 0.1	<1	30%	Pass	
Aroclor-1260	S24-Ma0025619	CP	mg/kg	< 0.1	< 0.1	<1	30%	Pass	
Total PCB*	S24-Ma0025619	CP	mg/kg	< 0.1	< 0.1	<1	30%	Pass	
Duplicate									
Heavy Metals				Result 1	Result 2	RPD			
Arsenic	S24-Ma0025619	CP	mg/kg	9.5	5.9	47	30%	Fail	Q15
Cadmium	S24-Ma0025619	CP	mg/kg	< 0.4	< 0.4	<1	30%	Pass	
Chromium	S24-Ma0025619	CP	mg/kg	5.2	< 5	23	30%	Pass	
Copper	S24-Ma0025619	CP	mg/kg	20	16	25	30%	Pass	
Lead	S24-Ma0025619	CP	mg/kg	7.3	5.4	30	30%	Pass	
Mercury	S24-Ma0025619	CP	mg/kg	< 0.1	< 0.1	<1	30%	Pass	
Nickel	S24-Ma0025619	CP	mg/kg	< 5	< 5	<1	30%	Pass	
Zinc	S24-Ma0025619	CP	mg/kg	39	32	21	30%	Pass	

Duplicate									
Sample Properties				Result 1	Result 2	RPD			
% Moisture	S24-Ma0025619	CP	%	11	11	<1	30%	Pass	

Comments

Sample Integrity

Custody Seals Intact (if used)	N/A
Attempt to Chill was evident	Yes
Sample correctly preserved	Yes
Appropriate sample containers have been used	Yes
Sample containers for volatile analysis received with minimal headspace	Yes
Samples received within HoldingTime	Yes
Some samples have been subcontracted	No

Qualifier Codes/Comments

Code	Description
N01	F2 is determined by arithmetically subtracting the "naphthalene" value from the ">C10-C16" value. The naphthalene value used in this calculation is obtained from volatiles (Purge & Trap analysis).
N02	Where we have reported both volatile (P&T GCMS) and semivolatile (GCMS) naphthalene data, results may not be identical. Provided correct sample handling protocols have been followed, any observed differences in results are likely to be due to procedural differences within each methodology. Results determined by both techniques have passed all QAQC acceptance criteria, and are entirely technically valid.
N04	F1 is determined by arithmetically subtracting the "Total BTEX" value from the "C6-C10" value. The "Total BTEX" value is obtained by summing the concentrations of BTEX analytes. The "C6-C10" value is obtained by quantitating against a standard of mixed aromatic/aliphatic analytes.
N07	Please note:- These two PAH isomers closely co-elute using the most contemporary analytical methods and both the reported concentration (and the TEQ) apply specifically to the total of the two co-eluting PAHs
Q15	The RPD reported passes Eurofins Environment Testing's QC - Acceptance Criteria as defined in the Internal Quality Control Review and Glossary page of this report.

Authorised by:

Nileshni Goundar	Analytical Services Manager
Mickael Ros	Senior Analyst-Metal
Roopesh Rangarajan	Senior Analyst-Organic
Roopesh Rangarajan	Senior Analyst-Volatile



Glenn Jackson
Managing Director

Final Report – this report replaces any previously issued Report

- Indicates Not Requested

* Indicates NATA accreditation does not cover the performance of this service

Measurement uncertainty of test data is available on request or please click here.

Eurofins shall not be liable for loss, cost, damages or expenses incurred by the client, or any other person or company, resulting from the use of any information or interpretation given in this report. In no case shall Eurofins be liable for consequential damages including, but not limited to, lost profits, damages for failure to meet deadlines and lost production arising from this report. This document shall not be reproduced except in full and relates only to the items tested. Unless indicated otherwise, the tests were performed on the samples as received.

Salinity Analysis - 1066481 and 1070199

Julia Nicholson <Julia.Nicholson@senversa.com.au>

Wed 2024-03-20 7:46 AM

To:Adam Bateup <AdamBateup@eurofins.com>
Cc:#AU25_Enviro_Sample_NSW <EnviroSampleNSW@eurofins.com>

CAUTION: EXTERNAL EMAIL - Sent from an email domain that is not formally trusted by Eurofins.

Do not click on links or open attachments unless you recognise the sender and are certain that the content is safe.

Hi Adam

Could I please get 3 samples analysed for L2 agressivity suite (pH, EC, CL/SO4 and resistivity) and B20 ion exchange suite (CEC, %ESP, exchangeable cations, Ca, Mg, Na, K and EC) on standard turnaround.

- MW05_0-0.1 – lab batch 1066481
- SB24_0.5-0.6 – lab batch 1070199
- MW09_0-0.1 – lab batch 1070199

Thanks,
Julia

Julia Nicholson
Senior Associate Environmental Scientist

M: +61 435 372 567
E: Julia.Nicholson@senversa.com.au

www.senversa.com.au

Level 24, 1 Market St,
Djubuguli, Eora Country
Sydney, NSW, 2000, Australia
| Linkedin



This email and any attachments may contain information that is confidential and/or privileged. If you receive this email by mistake, please notify the sender and delete all copies. Confidentiality and/or privilege is not waived in relation to emails sent or received in error. Senversa accepts no responsibility for emails sent by employees that are of a personal nature or in breach of any law or regulation. We attempt to minimise cybersecurity risks, however cannot guarantee that emails or attachments are secure. Any personal information in this email must be handled in accordance with the Privacy Act 1988 (Cth) or equivalent.

Senversa acknowledges the traditional custodians of the lands and waters upon which we conduct our work, and pay our respect to the elders, past, present and those to come.

eurofins | Environment Testing

www.eurofins.com.au EnviroSales@eurofins.com

Eurofins Environment Testing Australia Pty Ltd

ABN: 50 005 085 521

Melbourne	Geelong	Sydney	Canberra	Brisbane	Newcastle
6 Monterey Road	19/8 Lewalan Street	179 Magowar Road	Unit 1,2 Dacre Street	1/21 Smallwood Place	1/2 Frost Drive
Dandenong South	Grovedale	Girraween	Mitchell	Murarrie	Mayfield West
VIC 3175	VIC 3216	NSW 2145	ACT 2911	QLD 4172	NSW 2304
+61 3 8564 5000	+61 3 8564 5000	+61 2 9900 8400	+61 2 6113 8091	T: +61 7 3902 4600	+61 2 4968 8448
NATA# 1261	NATA# 1261	NATA# 1261	NATA# 1261	NATA# 1261	NATA# 1261
Site# 1254	Site# 25403	Site# 18217	Site# 25466	Site# 20794	Site# 25079 & 25289

Eurofins ARL Pty Ltd

ABN: 91 05 0159 898

Perth
46-48 Banksia Road
Welshpool
WA 6106
+61 8 6253 4444
NATA# 2377
Site# 2370

Eurofins Environment Testing NZ Ltd

NZBN: 9429046024954

Auckland	Auckland (Asb)	Christchurch	Tauranga
35 O'Rorke Road	Unit C1/4 Pacific Rise,	43 Detroit Drive	1277 Cameron Road,
Penrose,	Mount Wellington,	Rolleston,	Gate Pa,
Auckland 1061	Auckland 1061	Christchurch 7675	Tauranga 3112
+64 9 526 4551	+64 9 525 0568	+64 3 343 5201	+64 9 525 0568
IANZ# 1327	IANZ# 1308	IANZ# 1290	IANZ# 1402

Sample Receipt Advice

Company name:	Senversa Pty Ltd NSW
Contact name:	Julia Nicholson
Project name:	ADDITIONAL: SMITHFIELD
Project ID:	21182
Turnaround time:	5 Day
Date/Time received	Mar 20, 2024 7:46 AM
Eurofins reference	1079786

Sample Information

✓	A detailed list of analytes logged into our LIMS, is included in the attached summary table.
✓	All samples have been received as described on the above COC.
✓	COC has been completed correctly.
✓	Attempt to chill was evident.
✓	Appropriately preserved sample containers have been used.
✓	All samples were received in good condition.
✓	Samples have been provided with adequate time to commence analysis in accordance with the relevant holding times.
✓	Appropriate sample containers have been used.
✓	Sample containers for volatile analysis received with zero headspace.
X	Split sample sent to requested external lab.
X	Some samples have been subcontracted.
N/A	Custody Seals intact (if used).

Notes

Contact

If you have any questions with respect to these samples, please contact your Analytical Services Manager:

Adam Bateup on phone : or by email: AdamBateup@eurofins.com

Results will be delivered electronically via email to Julia Nicholson - julia.nicholson@senversa.com.au.

Note: A copy of these results will also be delivered to the general Senversa Pty Ltd NSW email address.

eurofins

web: www.eurofins.com.au
email: EnviroSales@eurofins.com

Eurofins Environment Testing Australia Pty Ltd
ABN: 50 005 085 521

Melbourne	Geelong	Sydney	Canberra	Brisbane	Newcastle
6 Monterey Road	19/8 Lewalan Street	179 Magowar Road	Unit 1,2 Dacre Street	1/21 Smallwood Place	1/2 Frost Drive
Dandenong South	Grovedale	Girraween	Mitchell	Murarrie	Mayfield West
VIC 3175	VIC 3216	NSW 2145	ACT 2911	QLD 4172	NSW 2304
+61 3 8564 5000	+61 3 8564 5000	+61 2 9900 8400	+61 2 6113 8091	T: +61 7 3902 4600	+61 2 4968 8448
NATA# 1261	NATA# 1261	NATA# 1261	NATA# 1261	NATA# 1261	NATA# 1261
Site# 1254	Site# 25403	Site# 18217	Site# 25466	Site# 20794	Site# 25079 & 25289

Eurofins ARL Pty Ltd
ABN: 91 05 0159 898

Perth
46-48 Banksia Road
Welshpool
WA 6106
+61 8 6253 4444
NATA# 2377
Site# 2370

Eurofins Environment Testing NZ Ltd
NZBN: 9429046024954

Auckland	Auckland (Asb)	Christchurch	Tauranga
35 O'Rorke Road	Unit C1/4 Pacific Rise,	43 Detroit Drive	1277 Cameron Road,
Penrose,	Mount Wellington,	Rolleston,	Gate Pa,
Auckland 1061	Auckland 1061	Christchurch 7675	Tauranga 3112
+64 9 526 4551	+64 9 525 0568	+64 3 343 5201	+64 9 525 0568
IANZ# 1327	IANZ# 1308	IANZ# 1290	IANZ# 1402

Company Name: Senversa Pty Ltd NSW
Address: Level 24, 1 Market Street
SYDNEY
NSW 2000

Order No.:
Report #: 1079786
Phone: 02 9994 8016
Fax: 03 9606 0074

Received: Mar 20, 2024 7:46 AM
Due: Mar 27, 2024
Priority: 5 Day
Contact Name: Julia Nicholson

Project Name: ADDITIONAL: SMITHFIELD
Project ID: 21182

Eurofins Analytical Services Manager : Adam Bateup

Sample Detail						Aggressivity Soil Set	Eurofins Suite B20	Moisture Set
Melbourne Laboratory - NATA # 1261 Site # 1254							X	
Sydney Laboratory - NATA # 1261 Site # 18217						X	X	X
External Laboratory								
No	**Sample ID**	**Sample Date**	**Sampling Time**	**Matrix**	**LAB ID**			
1	MW05_0-0.1	Feb 05, 2024		Soil	S24-Ma0046841	X	X	X
2	SB24_0.5-0.6	Feb 14, 2024		Soil	S24-Ma0046842	X	X	X
3	MW09_0-0.1	Feb 14, 2024		Soil	S24-Ma0046843	X	X	X
Test Counts						3	3	3

Senversa Pty Ltd NSW
Level 24, 1 Market Street
SYDNEY
NSW 2000

NATA Accredited
Accreditation Number 1261
Site Number 1254

Accredited for compliance with ISO/IEC 17025 – Testing
NATA is a signatory to the ILAC Mutual Recognition Arrangement for the mutual recognition of the equivalence of testing, medical testing, calibration, inspection, proficiency testing scheme providers and reference materials producers reports and certificates.

Attention: **Julia Nicholson**

Report **1079786-S**
Project name ADDITIONAL: SMITHFIELD
Project ID 21182
Received Date Mar 20, 2024

Client Sample ID			**MW05_0-0.1**	**SB24_0.5-0.6**	**MW09_0-0.1**
Sample Matrix			**Soil**	**Soil**	**Soil**
Eurofins Sample No.			**S24-Ma0046841**	**S24-Ma0046842**	**S24-Ma0046843**
Date Sampled			**Feb 05, 2024**	**Feb 14, 2024**	**Feb 14, 2024**
Test/Reference	LOR	Unit			
Chloride	10	mg/kg	11	< 10	12
Conductivity (1:5 aqueous extract at 25 °C as rec.)	10	uS/cm	130	48	72
pH (1:5 Aqueous extract at 25 °C as rec.)	0.1	pH Units	7.9	8.8	6.8
Resistivity*	0.5	ohm.m	75	210	140
Sulphate (as SO4)	10	mg/kg	17	12	< 10
Exchangeable Sodium Percentage (ESP)	0.1	%	1.2	12	1.1
Magnesium (exchangeable)	0.1	meq/100g	4.2	1.0	3.0
Potassium (exchangeable)	0.1	meq/100g	0.3	0.2	0.3
Sodium (exchangeable)	0.1	meq/100g	0.3	0.5	0.2
Cation Exchange Capacity					
Calcium (exchangeable)	0.1	meq/100g	22	2.5	9.7
Cation Exchange Capacity	0.5	meq/100g	27	4.2	13
Sample Properties					
% Moisture	1	%	8.6	9.1	9.2

Sample History

Where samples are submitted/analysed over several days, the last date of extraction is reported.

If the date and time of sampling are not provided, the Laboratory will not be responsible for compromised results should testing be performed outside the recommended holding time.

Description	Testing Site	Extracted	Holding Time
Chloride	Sydney	Mar 20, 2024	28 Days
- Method: LTM-INO-4270 Anions by Ion Chromatography			
pH (1:5 Aqueous extract at 25 °C as rec.)	Sydney	Mar 20, 2024	7 Days
- Method: LTM-GEN-7090 pH by ISE			
Sulphate (as SO4)	Sydney	Mar 20, 2024	28 Days
- Method: In-house method LTM-INO-4270 Sulphate by Ion Chromatograph			
Conductivity (1:5 aqueous extract at 25 °C as rec.)	Sydney	Mar 20, 2024	7 Days
- Method: LTM-INO-4030 Conductivity			
Magnesium (exchangeable)	Melbourne	Mar 27, 2024	180 Days
- Method: LTM-MET-3060 Cation Exchange Capacity and ESP			
Potassium (exchangeable)	Melbourne	Mar 27, 2024	180 Days
- Method: LTM-MET-3060 Cation Exchange Capacity and ESP			
Sodium (exchangeable)	Melbourne	Mar 27, 2024	180 Days
- Method: LTM-MET-3060 Cation Exchange Capacity and ESP			
Cation Exchange Capacity	Melbourne	Mar 27, 2024	28 Days
- Method: LTM-MET-3060 Cation Exchange Capacity by bases & Exchangeable Sodium Percentage			
Exchangeable Sodium Percentage (ESP)	Melbourne	Mar 27, 2024	28 Days
- Method: LTM-MET-3060 - Cation Exchange Capacity (CEC) & Exchangeable Sodium Percentage (ESP)			
% Moisture	Sydney	Mar 20, 2024	14 Days
- Method: LTM-GEN-7080 Moisture			

eurofins

web: www.eurofins.com.au
email: EnviroSales@eurofins.com

Eurofins Environment Testing Australia Pty Ltd
ABN: 50 005 085 521

Melbourne	Geelong	Sydney	Canberra	Brisbane	Newcastle
6 Monterey Road	19/8 Lewalan Street	179 Magowar Road	Unit 1,2 Dacre Street	1/21 Smallwood Place	1/2 Frost Drive
Dandenong South	Grovedale	Girraween	Mitchell	Murarrie	Mayfield West
VIC 3175	VIC 3216	NSW 2145	ACT 2911	QLD 4172	NSW 2304
+61 3 8564 5000	+61 3 8564 5000	+61 2 9900 8400	+61 2 6113 8091	T: +61 7 3902 4600	+61 2 4968 8448
NATA# 1261	NATA# 1261	NATA# 1261	NATA# 1261	NATA# 1261	NATA# 1261
Site# 1254	Site# 25403	Site# 18217	Site# 25466	Site# 20794	Site# 25079 & 25289

Eurofins ARL Pty Ltd
ABN: 91 05 0159 898

Perth
46-48 Banksia Road
Welshpool
WA 6106
+61 8 6253 4444
NATA# 2377
Site# 2370

Eurofins Environment Testing NZ Ltd
NZBN: 9429046024954

Auckland	Auckland (Asb)	Christchurch	Tauranga
35 O'Rorke Road	Unit C1/4 Pacific Rise,	43 Detroit Drive	1277 Cameron Road,
Penrose,	Mount Wellington,	Rolleston,	Gate Pa,
Auckland 1061	Auckland 1061	Christchurch 7675	Tauranga 3112
+64 9 526 4551	+64 9 525 0568	+64 3 343 5201	+64 9 525 0568
IANZ# 1327	IANZ# 1308	IANZ# 1290	IANZ# 1402

Company Name: Senversa Pty Ltd NSW
Address: Level 24, 1 Market Street
SYDNEY
NSW 2000

Order No.:
Report #: 1079786
Phone: 02 9994 8016
Fax: 03 9606 0074

Received: Mar 20, 2024 7:46 AM
Due: Mar 27, 2024
Priority: 5 Day
Contact Name: Julia Nicholson

Project Name: ADDITIONAL: SMITHFIELD
Project ID: 21182

Eurofins Analytical Services Manager : Adam Bateup

Sample Detail						Aggressivity Soil Set	Eurofins Suite B20	Moisture Set
Melbourne Laboratory - NATA # 1261 Site # 1254							X	
Sydney Laboratory - NATA # 1261 Site # 18217						X	X	X
External Laboratory								
No	**Sample ID**	**Sample Date**	**Sampling Time**	**Matrix**	**LAB ID**			
1	MW05_0-0.1	Feb 05, 2024		Soil	S24-Ma0046841	X	X	X
2	SB24_0.5-0.6	Feb 14, 2024		Soil	S24-Ma0046842	X	X	X
3	MW09_0-0.1	Feb 14, 2024		Soil	S24-Ma0046843	X	X	X
Test Counts						3	3	3

eurofins | Environment Testing

Internal Quality Control Review and Glossary

General

1. Laboratory QC results for Method Blanks, Duplicates, Matrix Spikes, and Laboratory Control Samples follow guidelines delineated in the National Environment Protection (Assessment of Site Contamination) Measure 1999, as amended May 2013. They are included in this QC report where applicable. Additional QC data may be available on request.
2. Unless otherwise stated, all soil/sediment/solid results are reported on a dry weight basis.
3. Unless otherwise stated, all biota/food results are reported on a wet weight basis on the edible portion.
4. For CEC results where the sample's origin is unknown or environmentally contaminated, the results should be used advisedly.
5. Actual LORs are matrix dependent. Quoted LORs may be raised where sample extracts are diluted due to interferences.
6. Results are uncorrected for matrix spikes or surrogate recoveries except for PFAS compounds where annotated.
7. SVOC analysis on waters is performed on homogenised, unfiltered samples unless noted otherwise.
8. Samples were analysed on an 'as received' basis.
9. Information identified in this report with **blue** colour indicates data provided by customers that may have an impact on the results.
10. This report replaces any interim results previously issued.

Holding Times

Please refer to the 'Sample Preservation and Container Guide' for holding times (QS3001).

For samples received on the last day of holding time, notification of testing requirements should have been received at least 6 hours before sample receipt deadlines as stated on the SRA.

If the Laboratory did not receive the information in the required timeframe, and despite any other integrity issues, suitably qualified results may still be reported.

Holding times apply from the sampling date; therefore, compliance with these may be outside the laboratory's control.

For VOCs containing vinyl chloride, styrene and 2-chloroethyl vinyl ether, the holding time is seven days; however, for all other VOCs, such as BTEX or C6-10 TRH, the holding time is 14 days.

Units

mg/kg: milligrams per kilogram	**mg/L:** milligrams per litre	**ppm:** parts per million
µg/L: micrograms per litre	**ppb:** parts per billion	**%:** Percentage
org/100 mL: Organisms per 100 millilitres	**NTU:** Nephelometric Turbidity Units	**MPN/100 mL:** Most Probable Number of organisms per 100 millilitres
CFU: Colony Forming Unit	**Colour:** Pt-Co Units (CU)	

Terms

APHA	American Public Health Association
CEC	Cation Exchange Capacity
COC	Chain of Custody
CP	Client Parent - QC was performed on samples pertaining to this report
CRM	Certified Reference Material (ISO17034) - reported as percent recovery.
Dry	Where moisture has been determined on a solid sample, the result is expressed on a dry weight basis.
Duplicate	A second piece of analysis from the same sample and reported in the same units as the result to show comparison.
LOR	Limit of Reporting.
LCS	Laboratory Control Sample - reported as percent recovery.
Method Blank	In the case of solid samples, these are performed on laboratory-certified clean sands and in the case of water samples, these are performed on de-ionised water.
NCP	Non-Client Parent - QC performed on samples not pertaining to this report, QC represents the sequence or batch that client samples were analysed within.
RPD	Relative Percent Difference between two Duplicate pieces of analysis.
SPIKE	Addition of the analyte to the sample and reported as percentage recovery.
SRA	Sample Receipt Advice
Surr - Surrogate	The addition of a similar compound to the analyte target is reported as percentage recovery. See below for acceptance criteria.
TBTO	Tributyltin oxide (*bis*-tributyltin oxide) - individual tributyltin compounds cannot be identified separately in the environment; however, free tributyltin was measured, and its values were converted stoichiometrically into tributyltin oxide for comparison with regulatory limits.
TCLP	Toxicity Characteristic Leaching Procedure
TEQ	Toxic Equivalency Quotient or Total Equivalence
QSM	US Department of Defense Quality Systems Manual Version 6.0
US EPA	United States Environmental Protection Agency
WA DWER	Sum of PFBA, PFPeA, PFHxA, PFHpA, PFOA, PFBS, PFHxS, PFOS, 6:2 FTSA, 8:2 FTSA

QC - Acceptance Criteria

The acceptance criteria should only be used as a guide and may be different when site-specific Sampling Analysis and Quality Plan (SAQP) have been implemented.

RPD Duplicates: Global RPD Duplicates Acceptance Criteria is ≤30%; however, the following acceptance guidelines are equally applicable:

Results <10 times the LOR:	No Limit
Results between 10-20 times the LOR:	RPD must lie between 0-50%
Results >20 times the LOR:	RPD must lie between 0-30%

NOTE: pH duplicates are reported as a range, not as RPD

Surrogate Recoveries: Recoveries must lie between 20-130% for Speciated Phenols & 50-150% for PFAS. SVOCs recoveries 20 – 150%, VOC recoveries 50 – 150%

PFAS field samples containing surrogate recoveries above the QC limit designated in QSM 6.0, where no positive PFAS results have been reported or reviewed, and no data was affected.

QC Data General Comments

1. Where a result is reported as less than (<), higher than the nominated LOR, this is due to either matrix interference, extract dilution required due to interferences or contaminant levels within the sample, high moisture content or insufficient sample provided.
2. Duplicate data shown within this report that states the word "BATCH" is a Batch Duplicate from outside of your sample batch but within the laboratory sample batch at a 1:10 ratio. The Parent and Duplicate data shown are not data from your samples.
3. pH and Free Chlorine analysed in the laboratory - Analysis on this test must begin within 30 minutes of sampling. Therefore, laboratory analysis is unlikely to be completed within holding time.Analysis will begin as soon as possible after sample receipt.
4. Recovery Data (Spikes & Surrogates) - where chromatographic interference does not allow the determination of recovery, the term "INT" appears against that analyte.
5. For Matrix Spikes and LCS results, a dash "-" in the report means that the specific analyte was not added to the QC sample.
6. Duplicate RPDs are calculated from raw analytical data; thus, it is possible to have two sets of data.

Quality Control Results

Test	Lab Sample ID	QA Source	Units	Result 1	Result 2	RPD	Acceptance Limits	Pass Limits	Qualifying Code
Method Blank									
Chloride			mg/kg	< 10			10	Pass	
Conductivity (1:5 aqueous extract at 25 °C as rec.)			uS/cm	< 10			10	Pass	
Sulphate (as SO4)			mg/kg	< 10			10	Pass	
Exchangeable Sodium Percentage (ESP)			%	< 0.1			0.1	Pass	
Magnesium (exchangeable)			meq/100g	< 0.1			0.1	Pass	
Potassium (exchangeable)			meq/100g	< 0.1			0.1	Pass	
Sodium (exchangeable)			meq/100g	< 0.1			0.1	Pass	
Method Blank									
Cation Exchange Capacity									
Calcium (exchangeable)			meq/100g	< 0.1			0.1	Pass	
Cation Exchange Capacity			meq/100g	< 0.5			0.5	Pass	
LCS - % Recovery									
Chloride			%	100			70-130	Pass	
Conductivity (1:5 aqueous extract at 25 °C as rec.)			%	98			70-130	Pass	
Resistivity*			%	98			70-130	Pass	
Sulphate (as SO4)			%	111			70-130	Pass	
Test	**Lab Sample ID**	**QA Source**	**Units**	**Result 1**			**Acceptance Limits**	**Pass Limits**	**Qualifying Code**
Spike - % Recovery									
				Result 1					
Chloride	S24-Ma0042805	NCP	%	107			70-130	Pass	
Sulphate (as SO4)	S24-Ma0042805	NCP	%	115			70-130	Pass	
Test	**Lab Sample ID**	**QA Source**	**Units**	**Result 1**			**Acceptance Limits**	**Pass Limits**	**Qualifying Code**
Duplicate									
				Result 1	Result 2	RPD			
Chloride	S24-Ma0042804	NCP	mg/kg	21	21	<1	30%	Pass	
Conductivity (1:5 aqueous extract at 25 °C as rec.)	S24-Ma0037552	NCP	uS/cm	87	100	17	30%	Pass	
pH (1:5 Aqueous extract at 25 °C as rec.)	S24-Fe0009515	NCP	pH Units	5.9	5.8	<1	30%	Pass	
Resistivity*	S24-Ma0037552	NCP	ohm.m	110	97	17	30%	Pass	
Sulphate (as SO4)	S24-Ma0042804	NCP	mg/kg	13	13	<1	30%	Pass	
Exchangeable Sodium Percentage (ESP)	S24-Ma0046841	CP	%	1.2	1.2	<1	30%	Pass	
Magnesium (exchangeable)	S24-Ma0046841	CP	meq/100g	4.2	4.2	<1	30%	Pass	
Potassium (exchangeable)	S24-Ma0046841	CP	meq/100g	0.3	0.3	<1	30%	Pass	
Sodium (exchangeable)	S24-Ma0046841	CP	meq/100g	0.3	0.3	<1	30%	Pass	
Duplicate									
Cation Exchange Capacity				Result 1	Result 2	RPD			
Calcium (exchangeable)	S24-Ma0046841	CP	meq/100g	22	22	1.4	30%	Pass	
Cation Exchange Capacity	S24-Ma0046841	CP	meq/100g	27	27	1.1	30%	Pass	
Duplicate									
Sample Properties				Result 1	Result 2	RPD			
% Moisture	S24-Ma0046756	NCP	%	17	15	6.9	30%	Pass	

Comments

Sample Integrity

Custody Seals Intact (if used)	N/A
Attempt to Chill was evident	Yes
Sample correctly preserved	Yes
Appropriate sample containers have been used	Yes
Sample containers for volatile analysis received with minimal headspace	Yes
Samples received within HoldingTime	Yes
Some samples have been subcontracted	No

Authorised by:

Adam Bateup	Analytical Services Manager
Emily Rosenberg	Senior Analyst-Metal
Ryan Phillips	Senior Analyst-Inorganic



Glenn Jackson
Managing Director

Final Report – this report replaces any previously issued Report

- Indicates Not Requested

* Indicates NATA accreditation does not cover the performance of this service

Measurement uncertainty of test data is available on request or please click here.

Eurofins shall not be liable for loss, cost, damages or expenses incurred by the client, or any other person or company, resulting from the use of any information or interpretation given in this report. In no case shall Eurofins be liable for consequential damages including, but not limited to, lost profits, damages for failure to meet deadlines and lost production arising from this report. This document shall not be reproduced except in full and relates only to the items tested. Unless indicated otherwise, the tests were performed on the samples as received.

1090378 AM 30

Chain of Custody Documentation

senversa

Senversa Pty Ltd
www.senversa.com.au
ABN 89 132 231 380

Laboratory: mgt/Eurofins
Address:
Contact: Sample Receipt
Phone:

Job Number:	21182	**Purchase Order:**	
Project Name:	Smithfield	**Quote No:**	
Sampled By:	Julia	**Turn Around Time:**	Standard
Project Manager:	Julia		
Send Invoice to	supplieraccounts@senversa.com.au	**Page:**	1 of 1
Email Report To:	julia.nicholson@senversa.com.au	**Phone/Mobile:**	

Sample Information					Container Information		Analysis Required																
Lab ID	Sample ID	Matrix *	Date	Time	Type / Code	Total Bottles	TRH, BTEX, PAH, heavy metals	VOCs	OCPs, PCBs	PCBs	PFAS 28 compound	TRH, BTEX, PAH (low levels), heavy metals, VOCs	Asbestos 500 mL	Asbestos absence/presence	BTEXN	Chromium suite (ASS/PASS)	VOCs 8260 method	TRH	Isopropanol	HOLD	Comments: e.g. Highly contaminated sample; hazardous materials present; trace LORs etc.
	SV41	Gas	4/20/2024		carbon tube												X	X	X		
	SV42	Gas	4/20/2024		carbon tube												X	X	X		
	SV43	Gas	4/20/2024		carbon tube												X	X	X		
	SV44	Gas	4/20/2024		carbon tube												X	X	X		
	SV45	Gas	4/20/2024		carbon tube												X	X	X		
	SV46	Gas	4/20/2024		carbon tube												X	X	X		
	SV47	Gas	4/20/2024		carbon tube												X	X	X		
	SV49	Gas	4/20/2024		carbon tube												X	X	X		
	SV50	Gas	4/20/2024		carbon tube												X	X	X		
	EB	Gas	4/20/2024		carbon tube															X	
	FB	Gas	4/20/2024		carbon tube												X	X	X		
	MW03	Water	4/20/2024		bottles						X	X									
	Rinsate	Water	4/20/2024		bottles						X	X									
	Field Blank	Water	4/20/2024		PFAS bottle						X										
	TS	Water	4/20/2024		vials										X						
	TB	Water	4/20/2024		vials										X						
	SS1	Soil	4/20/2024		J					X											
	SB36_0-0.1	Soil	4/20/2024		J+B+P		X	X	X		X		X								
	SB36_0.5-0.6	Soil	4/20/2024		J+P																
	SB36_1-1.1	Soil	4/20/2024		J		X														
	SB36_1.5-1.6	Soil	4/20/2024		J																
	SB36_2-2.1	Soil	4/20/2024		J+ASS																
	SB36_2.5-2.6	Soil	4/20/2024		J																
	SB36_3-3.1	Soil	4/20/2024		J+ASS																
	SB37_0-0.1	Soil	4/20/2024		J+B+P		X	X					X								
	SB37_0.5-0.6	Soil	4/20/2024		J		X														
	SB38_0-0.1	Soil	4/20/2024		J+B+P																
	SB38_0.5-0.6	Soil	4/20/2024		J+P		X	X					X								
	SB38_1-1.1	Soil	4/20/2024		J																
	SB38_1.5-1.6	Soil	4/20/2024		J																
	SB38_2-2.1	Soil	4/20/2024		J																
	SB38_2.4-2.5	Soil	4/20/2024		J+ASS		X														
	SB38_3.1-3.2	Soil	4/20/2024		J																
	SB39_0-0.1	Soil	4/20/2024		J+P+B		X				X		X								
	SB39_0.5-0.6	Soil	4/20/2024		J+P																
	SB39_1-1.1	Soil	4/20/2024		J																
	SB39_1.5-1.6	Soil	4/20/2024		J																
	SB39_2-2.1	Soil	4/20/2024		J		X														
	SB39_2.5-2.6	Soil	4/20/2024		J																
	SB39_3-3.1	Soil	4/20/2024		J																

Completed by: _____
Checked by: _____

	SB40_0-0.1	Soil	4/20/2024		J+B+P		X					X							
	SB40_0.5-0.6	Soil	4/20/2024		J+P		X												
	SB40_1-1.1	Soil	4/20/2024		J														
	SB40_1.5-1.6	Soil	4/20/2024		J														
	SB40_2-2.1	Soil	4/20/2024		J														
	SB41_0-0.1	Soil	4/20/2024		J+P+B		X	X				X							
	SB41_0.5-0.6	Soil	4/20/2024		J+P														
	SB41_1-1.1	Soil	4/20/2024		J		X												
	SB41_1.5-1.6	Soil	4/20/2024		J														
	SB41_1.9-2.0	Soil	4/20/2024		J		X												
	SB42_0-0.1	Soil	4/20/2024		J+P		X	X											
	SB42_0.5-0.6	Soil	4/20/2024		J														
	SB42_1-1.1	Soil	4/20/2024		J		X												
	SB42_1.5-1.6	Soil	4/20/2024		J														
	SB42_2-2.1	Soil	4/20/2024		J														
	SB42_2.5-2.6	Soil	4/20/2024		J														
	SB42_3-3.1	Soil	4/20/2024		J														
	SB43_0-0.1	Soil	4/20/2024		J+P+B		X				X								
	SB43_0.5-0.6	Soil	4/20/2024		J														
	SB43_1-1.1	Soil	4/20/2024		J														
	SB43_1.5-1.6	Soil	4/20/2024		J														
	SB43_2-2.1	Soil	4/20/2024		J														
	SB44_0-0.1	Soil	4/20/2024		J+P+B		X												
	SB44_0.5-0.6	Soil	4/20/2024		J														
	SB44_1-1.1	Soil	4/20/2024		J														
	SB44_1.5-1.6	Soil	4/20/2024		J														
	SB44_1.9-2.0	Soil	4/20/2024		J		X												
	QC100	Soil	4/20/2024		J		X												
	QC101	Soil	4/20/2024		J		X												
Total																			

Sampler: I attest that proper field sampling procedures in accordance with Senversa standard procedures and/or project specifications were used during the collection of these samples:	**Sampler Name:** Julia	Julia	**Date:** 4/22/2024

Relinquished By:	**Method of Shipment (if applicable):**	**Received by:**

Completed by: _____
Checked by: _____

Name/Signature:	Date:	Carrier / Reference #:	Name/Signature: Elizabeth Brotherton EB	Date: 22/9
Of:	Time:	Date/Time:	Of:	Time: 1:35pm
Name/Signature:	Date:	Carrier / Reference #:	Name/Signature:	Date:
Of:	Time:	Date/Time:	Of:	Time:
Name/Signature:	Date:	Carrier / Reference #:	Name/Signature:	Date:
Of:	Time:	Date/Time:	Of:	Time:

Nitric Preserved ORC; SH = Sodium Hydroxide (NaOH)/Cadmium (Cd) Preserved; S = Sodium Hydroxide Preserved Plastic; STH = Sodium thiosulfate preserved plastic;
VSA = Sulphuric Preserved Amber Glass; H = HCl Preserved Plastic; HS = HCl Preserved Speciation Bottle; SP = Sulphuric Preserved Plastic;
Bottles; ST = Sterile Bottle; UA = Unpreserved Amber Glass; L=Lugol's iodine preserved white plastic bottle; SW= sulfuric acid preserved wide mouth glass jar

0.3°C

Completed by: _____
Checked by: _____

eurofins | Environment Testing

www.eurofins.com.au EnviroSales@eurofins.com

Eurofins Environment Testing Australia Pty Ltd

ABN: 50 005 085 521

Melbourne	Geelong	Sydney	Canberra	Brisbane	Newcastle
6 Monterey Road	19/8 Lewalan Street	179 Magowar Road	Unit 1,2 Dacre Street	1/21 Smallwood Place	1/2 Frost Drive
Dandenong South	Grovedale	Girraween	Mitchell	Murarrie	Mayfield West
VIC 3175	VIC 3216	NSW 2145	ACT 2911	QLD 4172	NSW 2304
+61 3 8564 5000	+61 3 8564 5000	+61 2 9900 8400	+61 2 6113 8091	T: +61 7 3902 4600	+61 2 4968 8448
NATA# 1261	NATA# 1261	NATA# 1261	NATA# 1261	NATA# 1261	NATA# 1261
Site# 1254	Site# 25403	Site# 18217	Site# 25466	Site# 20794	Site# 25079 & 25289

Eurofins ARL Pty Ltd

ABN: 91 05 0159 898

Perth
46-48 Banksia Road
Welshpool
WA 6106
+61 8 6253 4444
NATA# 2377
Site# 2370

Eurofins ProMicro Pty Ltd

ABN: 47 009 120 549

Perth ProMicro
46-48 Banksia Road
Welshpool
WA 6106
+61 8 6253 4444
NATA# 2561
Site# 2554

Eurofins Environment Testing NZ Ltd

NZBN: 9429046024954

Auckland	Auckland (Focus)	Christchurch	Tauranga
35 O'Rorke Road	Unit C1/4 Pacific Rise,	43 Detroit Drive	1277 Cameron Road,
Penrose,	Mount Wellington,	Rolleston,	Gate Pa,
Auckland 1061	Auckland 1061	Christchurch 7675	Tauranga 3112
+64 9 526 4551	+64 9 525 0568	+64 3 343 5201	+64 9 525 0568
IANZ# 1327	IANZ# 1308	IANZ# 1290	IANZ# 1402

Sample Receipt Advice

Company name:	Senversa Pty Ltd NSW
Contact name:	Julia Nicholson
Project name:	SMITHFIELD
Project ID:	21182
Turnaround time:	5 Day
Date/Time received	Apr 22, 2024 1:45 PM
Eurofins reference	1090330

Sample Information

✓	A detailed list of analytes logged into our LIMS, is included in the attached summary table.
✓	All samples have been received as described on the above COC.
✓	COC has been completed correctly.
✓	Attempt to chill was evident.
✓	Appropriately preserved sample containers have been used.
✓	All samples were received in good condition.
✓	Samples have been provided with adequate time to commence analysis in accordance with the relevant holding times.
✓	Appropriate sample containers have been used.
✓	Sample containers for volatile analysis received with zero headspace.
✗	Split sample sent to requested external lab.
✗	Some samples have been subcontracted.
N/A	Custody Seals intact (if used).

Notes

No asbestos bag received for sample Sb38_0.5-0.6. Asbestos analysis cancelled.

Contact

If you have any questions with respect to these samples, please contact your Analytical Services Manager:

Adam Bateup on phone : or by email: AdamBateup@eurofins.com

Results will be delivered electronically via email to Julia Nicholson - julia.nicholson@senversa.com.au.

Note: A copy of these results will also be delivered to the general Senversa Pty Ltd NSW email address.

eurofins

web: www.eurofins.com.au
email: EnviroSales@eurofins.com

Eurofins Environment Testing Australia Pty Ltd
ABN: 50 005 085 521

Melbourne	Geelong	Sydney	Canberra	Brisbane	Newcastle
6 Monterey Road	19/8 Lewalan Street	179 Magowar Road	Unit 1,2 Dacre Street	1/21 Smallwood Place	1/2 Frost Drive
Dandenong South	Grovedale	Girraween	Mitchell	Murarrie	Mayfield West
VIC 3175	VIC 3216	NSW 2145	ACT 2911	QLD 4172	NSW 2304
+61 3 8564 5000	+61 3 8564 5000	+61 2 9900 8400	+61 2 6113 8091	T: +61 7 3902 4600	+61 2 4968 8448
NATA# 1261	NATA# 1261	NATA# 1261	NATA# 1261	NATA# 1261	NATA# 1261
Site# 1254	Site# 25403	Site# 18217	Site# 25466	Site# 20794	Site# 25079 & 25289

Eurofins ARL Pty Ltd
ABN: 91 05 0159 898

Perth
46-48 Banksia Road
Welshpool
WA 6106
+61 8 6253 4444
NATA# 2377
Site# 2370

Eurofins ProMicro Pty Ltd
ABN: 47 009 120 549

Perth ProMicro
46-48 Banksia Road
Welshpool
WA 6106
+61 8 6253 4444
NATA# 2561
Site# 2554

Eurofins Environment Testing NZ Ltd
NZBN: 9429046024954

Auckland	Auckland (Focus)	Christchurch	Tauranga
35 O'Rorke Road	Unit C1/4 Pacific Rise,	43 Detroit Drive	1277 Cameron Road,
Penrose,	Mount Wellington,	Rolleston,	Gate Pa,
Auckland 1061	Auckland 1061	Christchurch 7675	Tauranga 3112
+64 9 526 4551	+64 9 525 0568	+64 3 343 5201	+64 9 525 0568
IANZ# 1327	IANZ# 1308	IANZ# 1290	IANZ# 1402

Company Name: Senversa Pty Ltd NSW
Address: Level 24, 1 Market Street
SYDNEY
NSW 2000

Order No.:
Report #: 1090330
Phone: 02 9994 8016
Fax: 03 9606 0074

Received: Apr 22, 2024 1:45 PM
Due: Apr 30, 2024
Priority: 5 Day
Contact Name: Julia Nicholson

Project Name: SMITHFIELD
Project ID: 21182

Eurofins Analytical Services Manager : Adam Bateup

Sample Detail	Asbestos - WA guidelines	HOLD	HOLD	Isopropanol	Polychlorinated Biphenyls	Suite B13: OCP/PCB	VOC AIR-TRH (Total Recoverable Hydrocarbons)	BTEX and Naphthalene	Volatile Organics	Moisture Set	VOCs in Ambient Air by GC/MS	Eurofins Suite B7	Per- and Polyfluoroalkyl Substances (PFASs)	BTEX and Naphthalene	Eurofins Suite B7 (PAH trace level)
Melbourne Laboratory - NATA # 1261 Site # 1254		X		X			X	X	X		X	X		X	X
Sydney Laboratory - NATA # 1261 Site # 18217	X		X		X	X	X	X	X	X	X	X	X	X	X
External Laboratory															

No	Sample ID	Sample Date	Sampling Time	Matrix	LAB ID													
1	SV41 FRONT	Apr 20, 2024		Air	S24-Ap0059644				X			X				X				
2	SV42 FRONT	Apr 20, 2024		Air	S24-Ap0059645				X			X				X				
3	SV43 FRONT	Apr 20, 2024		Air	S24-Ap0059646				X			X				X				
4	SV44 FRONT	Apr 20, 2024		Air	S24-Ap0059647				X			X				X				
5	SV45 FRONT	Apr 20, 2024		Air	S24-Ap0059648				X			X				X				
6	SV46 FRONT	Apr 20, 2024		Air	S24-Ap0059649				X			X				X				
7	SV47 FRONT	Apr 20, 2024		Air	S24-Ap0059650				X			X				X				
8	SV49 FRONT	Apr 20, 2024		Air	S24-Ap0059652				X			X				X				
9	SV50 FRONT	Apr 20, 2024		Air	S24-Ap0059653				X			X				X				
10	FB FRONT	Apr 20, 2024		Air	S24-Ap0059654				X			X				X				
11	SV41 BACK	Apr 20, 2024		Air	S24-Ap0059655				X			X				X				
12	SV42 BACK	Apr 20, 2024		Air	S24-Ap0059656				X			X				X				

eurofins

web: www.eurofins.com.au
email: EnviroSales@eurofins.com

Eurofins Environment Testing Australia Pty Ltd
ABN: 50 005 085 521

Melbourne	Geelong	Sydney	Canberra	Brisbane	Newcastle
6 Monterey Road	19/8 Lewalan Street	179 Magowar Road	Unit 1,2 Dacre Street	1/21 Smallwood Place	1/2 Frost Drive
Dandenong South	Grovedale	Girraween	Mitchell	Murarrie	Mayfield West
VIC 3175	VIC 3216	NSW 2145	ACT 2911	QLD 4172	NSW 2304
+61 3 8564 5000	+61 3 8564 5000	+61 2 9900 8400	+61 2 6113 8091	T: +61 7 3902 4600	+61 2 4968 8448
NATA# 1261	NATA# 1261	NATA# 1261	NATA# 1261	NATA# 1261	NATA# 1261
Site# 1254	Site# 25403	Site# 18217	Site# 25466	Site# 20794	Site# 25079 & 25289

Eurofins ARL Pty Ltd
ABN: 91 05 0159 898

Perth
46-48 Banksia Road
Welshpool
WA 6106
+61 8 6253 4444
NATA# 2377
Site# 2370

Eurofins ProMicro Pty Ltd
ABN: 47 009 120 549

Perth ProMicro
46-48 Banksia Road
Welshpool
WA 6106
+61 8 6253 4444
NATA# 2561
Site# 2554

Eurofins Environment Testing NZ Ltd
NZBN: 9429046024954

Auckland	Auckland (Focus)	Christchurch	Tauranga
35 O'Rorke Road	Unit C1/4 Pacific Rise,	43 Detroit Drive	1277 Cameron Road,
Penrose,	Mount Wellington,	Rolleston,	Gate Pa,
Auckland 1061	Auckland 1061	Christchurch 7675	Tauranga 3112
+64 9 526 4551	+64 9 525 0568	+64 3 343 5201	+64 9 525 0568
IANZ# 1327	IANZ# 1308	IANZ# 1290	IANZ# 1402

Company Name: Senversa Pty Ltd NSW
Address: Level 24, 1 Market Street
SYDNEY
NSW 2000

Project Name: SMITHFIELD
Project ID: 21182

Order No.:
Report #: 1090330
Phone: 02 9994 8016
Fax: 03 9606 0074

Received: Apr 22, 2024 1:45 PM
Due: Apr 30, 2024
Priority: 5 Day
Contact Name: Julia Nicholson

Eurofins Analytical Services Manager : Adam Bateup

Sample Detail						Asbestos - WA guidelines	HOLD	HOLD	Isopropanol	Polychlorinated Biphenyls	Suite B13: OCP/PCB	VOC AIR-TRH (Total Recoverable Hydrocarbons)	BTEX and Naphthalene	Volatile Organics	Moisture Set	VOCs in Ambient Air by GC/MS	Eurofins Suite B7	Per- and Polyfluoroalkyl Substances (PFASs)	BTEX and Naphthalene	Eurofins Suite B7 (PAH trace level)
Melbourne Laboratory - NATA # 1261 Site # 1254							X		X			X	X	X		X	X		X	X
Sydney Laboratory - NATA # 1261 Site # 18217						X		X		X	X	X	X	X	X	X	X	X	X	X
13	SV43 BACK	Apr 20, 2024		Air	S24-Ap0059657				X			X				X				
14	SV44 BACK	Apr 20, 2024		Air	S24-Ap0059658				X			X				X				
15	SV45 BACK	Apr 20, 2024		Air	S24-Ap0059659				X			X				X				
16	SV46 BACK	Apr 20, 2024		Air	S24-Ap0059660				X			X				X				
17	SV47 BACK	Apr 20, 2024		Air	S24-Ap0059661				X			X				X				
18	SV49 BACK	Apr 20, 2024		Air	S24-Ap0059663				X			X				X				
19	SV50 BACK	Apr 20, 2024		Air	S24-Ap0059664				X			X				X				
20	FB BACK	Apr 20, 2024		Air	S24-Ap0059665				X			X				X				
21	MW03	Apr 20, 2024		Water	S24-Ap0059666									X				X		X
22	RINSATE	Apr 20, 2024		Water	S24-Ap0059667									X				X		X
23	FIELD BLANK	Apr 20, 2024		Water	S24-Ap0059668													X		
24	TS	Apr 20, 2024		Water	S24-Ap0059669														X	
25	TB	Apr 20, 2024		Water	S24-Ap0059670								X							
26	SS1	Apr 20, 2024		Soil	S24-Ap0059671					X					X					
27	SB36_0-0.1	Apr 20, 2024		Soil	S24-Ap0059672	X					X			X	X		X	X		

eurofins

web: www.eurofins.com.au
email: EnviroSales@eurofins.com

Eurofins Environment Testing Australia Pty Ltd
ABN: 50 005 085 521

Melbourne	Geelong	Sydney	Canberra	Brisbane	Newcastle
6 Monterey Road	19/8 Lewalan Street	179 Magowar Road	Unit 1,2 Dacre Street	1/21 Smallwood Place	1/2 Frost Drive
Dandenong South	Grovedale	Girraween	Mitchell	Murarrie	Mayfield West
VIC 3175	VIC 3216	NSW 2145	ACT 2911	QLD 4172	NSW 2304
+61 3 8564 5000	+61 3 8564 5000	+61 2 9900 8400	+61 2 6113 8091	T: +61 7 3902 4600	+61 2 4968 8448
NATA# 1261	NATA# 1261	NATA# 1261	NATA# 1261	NATA# 1261	NATA# 1261
Site# 1254	Site# 25403	Site# 18217	Site# 25466	Site# 20794	Site# 25079 & 25289

Eurofins ARL Pty Ltd
ABN: 91 05 0159 898

Perth
46-48 Banksia Road
Welshpool
WA 6106
+61 8 6253 4444
NATA# 2377
Site# 2370

Eurofins ProMicro Pty Ltd
ABN: 47 009 120 549

Perth ProMicro
46-48 Banksia Road
Welshpool
WA 6106
+61 8 6253 4444
NATA# 2561
Site# 2554

Eurofins Environment Testing NZ Ltd
NZBN: 9429046024954

Auckland	Auckland (Focus)	Christchurch	Tauranga
35 O'Rorke Road	Unit C1/4 Pacific Rise,	43 Detroit Drive	1277 Cameron Road,
Penrose,	Mount Wellington,	Rolleston,	Gate Pa,
Auckland 1061	Auckland 1061	Christchurch 7675	Tauranga 3112
+64 9 526 4551	+64 9 525 0568	+64 3 343 5201	+64 9 525 0568
IANZ# 1327	IANZ# 1308	IANZ# 1290	IANZ# 1402

Company Name: Senversa Pty Ltd NSW
Address: Level 24, 1 Market Street
SYDNEY
NSW 2000

Project Name: SMITHFIELD
Project ID: 21182

Order No.:
Report #: 1090330
Phone: 02 9994 8016
Fax: 03 9606 0074

Received: Apr 22, 2024 1:45 PM
Due: Apr 30, 2024
Priority: 5 Day
Contact Name: Julia Nicholson

Eurofins Analytical Services Manager : Adam Bateup

Sample Detail						Asbestos - WA guidelines	HOLD	HOLD	Isopropanol	Polychlorinated Biphenyls	Suite B13: OCP/PCB	VOC AIR-TRH (Total Recoverable Hydrocarbons)	BTEX and Naphthalene	Volatile Organics	Moisture Set	VOCs in Ambient Air by GC/MS	Eurofins Suite B7	Per- and Polyfluoroalkyl Substances (PFASs)	BTEX and Naphthalene	Eurofins Suite B7 (PAH trace level)
Melbourne Laboratory - NATA # 1261 Site # 1254							X		X			X	X	X		X	X		X	X
Sydney Laboratory - NATA # 1261 Site # 18217						X		X		X	X	X	X	X	X	X	X	X	X	X
28	SB36_1-1.1	Apr 20, 2024		Soil	S24-Ap0059673										X		X			
29	SB37_0-0.1	Apr 20, 2024		Soil	S24-Ap0059674	X								X	X		X			
30	SB37_0.5-0.6	Apr 20, 2024		Soil	S24-Ap0059675										X		X			
31	SB38_0.5-0.6	Apr 20, 2024		Soil	S24-Ap0059676									X	X		X			
32	SB38_2.4-2.5	Apr 20, 2024		Soil	S24-Ap0059677										X		X			
33	SB39_0-0.1	Apr 20, 2024		Soil	S24-Ap0059678	X									X		X	X		
34	SB39_2-2.1	Apr 20, 2024		Soil	S24-Ap0059679										X		X			
35	SB40_0.15-0.25	Apr 20, 2024		Soil	S24-Ap0059680	X									X		X			
36	SB40_0.5-0.6	Apr 20, 2024		Soil	S24-Ap0059681										X		X			
37	SB41_0.15-0.25	Apr 20, 2024		Soil	S24-Ap0059682	X								X	X		X			
38	SB41_1-1.1	Apr 20, 2024		Soil	S24-Ap0059683										X		X			
39	SB41_1.9-2.0	Apr 20, 2024		Soil	S24-Ap0059684										X		X			
40	SB42_0-0.1	Apr 20, 2024		Soil	S24-Ap0059685									X	X		X			

eurofins

web: www.eurofins.com.au
email: EnviroSales@eurofins.com

Eurofins Environment Testing Australia Pty Ltd
ABN: 50 005 085 521

Melbourne	Geelong	Sydney	Canberra	Brisbane	Newcastle
6 Monterey Road	19/8 Lewalan Street	179 Magowar Road	Unit 1,2 Dacre Street	1/21 Smallwood Place	1/2 Frost Drive
Dandenong South	Grovedale	Girraween	Mitchell	Murarrie	Mayfield West
VIC 3175	VIC 3216	NSW 2145	ACT 2911	QLD 4172	NSW 2304
+61 3 8564 5000	+61 3 8564 5000	+61 2 9900 8400	+61 2 6113 8091	T: +61 7 3902 4600	+61 2 4968 8448
NATA# 1261	NATA# 1261	NATA# 1261	NATA# 1261	NATA# 1261	NATA# 1261
Site# 1254	Site# 25403	Site# 18217	Site# 25466	Site# 20794	Site# 25079 & 25289

Eurofins ARL Pty Ltd
ABN: 91 05 0159 898

Perth
46-48 Banksia Road
Welshpool
WA 6106
+61 8 6253 4444
NATA# 2377
Site# 2370

Eurofins ProMicro Pty Ltd
ABN: 47 009 120 549

Perth ProMicro
46-48 Banksia Road
Welshpool
WA 6106
+61 8 6253 4444
NATA# 2561
Site# 2554

Eurofins Environment Testing NZ Ltd
NZBN: 9429046024954

Auckland	Auckland (Focus)	Christchurch	Tauranga
35 O'Rorke Road	Unit C1/4 Pacific Rise,	43 Detroit Drive	1277 Cameron Road,
Penrose,	Mount Wellington,	Rolleston,	Gate Pa,
Auckland 1061	Auckland 1061	Christchurch 7675	Tauranga 3112
+64 9 526 4551	+64 9 525 0568	+64 3 343 5201	+64 9 525 0568
IANZ# 1327	IANZ# 1308	IANZ# 1290	IANZ# 1402

Company Name: Senversa Pty Ltd NSW
Address: Level 24, 1 Market Street
SYDNEY
NSW 2000

Project Name: SMITHFIELD
Project ID: 21182

Order No.:
Report #: 1090330
Phone: 02 9994 8016
Fax: 03 9606 0074

Received: Apr 22, 2024 1:45 PM
Due: Apr 30, 2024
Priority: 5 Day
Contact Name: Julia Nicholson

Eurofins Analytical Services Manager : Adam Bateup

Sample Detail						Asbestos - WA guidelines	HOLD	HOLD	Isopropanol	Polychlorinated Biphenyls	Suite B13: OCP/PCB	VOC AIR-TRH (Total Recoverable Hydrocarbons)	BTEX and Naphthalene	Volatile Organics	Moisture Set	VOCs in Ambient Air by GC/MS	Eurofins Suite B7	Per- and Polyfluoroalkyl Substances (PFASs)	BTEX and Naphthalene	Eurofins Suite B7 (PAH trace level)
Melbourne Laboratory - NATA # 1261 Site # 1254							X		X			X	X	X		X	X		X	X
Sydney Laboratory - NATA # 1261 Site # 18217						X		X		X	X	X	X	X	X	X	X	X	X	X
41	SB42_1-1.1	Apr 20, 2024		Soil	S24-Ap0059686										X		X			
42	SB43_0-0.1	Apr 20, 2024		Soil	S24-Ap0059687										X		X	X		
43	SB44_0-0.1	Apr 20, 2024		Soil	S24-Ap0059688										X		X			
44	SB44_1.9-2.0	Apr 20, 2024		Soil	S24-Ap0059689										X		X			
45	QC100	Apr 20, 2024		Soil	S24-Ap0059690										X		X			
46	QC101	Apr 20, 2024		Soil	S24-Ap0059691										X		X			
47	EB FRONT	Apr 20, 2024		Air	S24-Ap0059692		X													
48	EB BACK	Apr 20, 2024		Air	S24-Ap0059693		X													
49	SB36_0.5-0.6	Apr 20, 2024		Soil	S24-Ap0059694			X												
50	SB36_1.5-1.6	Apr 20, 2024		Soil	S24-Ap0059695			X												
51	SB36_2-2.1	Apr 20, 2024		Soil	S24-Ap0059696			X												
52	SB36_2.5-2.6	Apr 20, 2024		Soil	S24-Ap0059697			X												
53	SB36_3-3.1	Apr 20, 2024		Soil	S24-Ap0059698			X												
54	SB38_0-0.1	Apr 20, 2024		Soil	S24-Ap0059699			X												
55	SB38_1-1.1	Apr 20, 2024		Soil	S24-Ap0059700			X												

eurofins

web: www.eurofins.com.au
email: EnviroSales@eurofins.com

Eurofins Environment Testing Australia Pty Ltd
ABN: 50 005 085 521

Melbourne	Geelong	Sydney	Canberra	Brisbane	Newcastle
6 Monterey Road	19/8 Lewalan Street	179 Magowar Road	Unit 1,2 Dacre Street	1/21 Smallwood Place	1/2 Frost Drive
Dandenong South	Grovedale	Girraween	Mitchell	Murarrie	Mayfield West
VIC 3175	VIC 3216	NSW 2145	ACT 2911	QLD 4172	NSW 2304
+61 3 8564 5000	+61 3 8564 5000	+61 2 9900 8400	+61 2 6113 8091	T: +61 7 3902 4600	+61 2 4968 8448
NATA# 1261	NATA# 1261	NATA# 1261	NATA# 1261	NATA# 1261	NATA# 1261
Site# 1254	Site# 25403	Site# 18217	Site# 25466	Site# 20794	Site# 25079 & 25289

Eurofins ARL Pty Ltd
ABN: 91 05 0159 898

Perth
46-48 Banksia Road
Welshpool
WA 6106
+61 8 6253 4444
NATA# 2377
Site# 2370

Eurofins ProMicro Pty Ltd
ABN: 47 009 120 549

Perth ProMicro
46-48 Banksia Road
Welshpool
WA 6106
+61 8 6253 4444
NATA# 2561
Site# 2554

Eurofins Environment Testing NZ Ltd
NZBN: 9429046024954

Auckland	Auckland (Focus)	Christchurch	Tauranga
35 O'Rorke Road	Unit C1/4 Pacific Rise,	43 Detroit Drive	1277 Cameron Road,
Penrose,	Mount Wellington,	Rolleston,	Gate Pa,
Auckland 1061	Auckland 1061	Christchurch 7675	Tauranga 3112
+64 9 526 4551	+64 9 525 0568	+64 3 343 5201	+64 9 525 0568
IANZ# 1327	IANZ# 1308	IANZ# 1290	IANZ# 1402

Company Name: Senversa Pty Ltd NSW
Address: Level 24, 1 Market Street
SYDNEY
NSW 2000

Order No.:
Report #: 1090330
Phone: 02 9994 8016
Fax: 03 9606 0074

Received: Apr 22, 2024 1:45 PM
Due: Apr 30, 2024
Priority: 5 Day
Contact Name: Julia Nicholson

Project Name: SMITHFIELD
Project ID: 21182

Eurofins Analytical Services Manager : Adam Bateup

Sample Detail						Asbestos - WA guidelines	HOLD	HOLD	Isopropanol	Polychlorinated Biphenyls	Suite B13: OCP/PCB	VOC AIR-TRH (Total Recoverable Hydrocarbons)	BTEX and Naphthalene	Volatile Organics	Moisture Set	VOCs in Ambient Air by GC/MS	Eurofins Suite B7	Per- and Polyfluoroalkyl Substances (PFASs)	BTEX and Naphthalene	Eurofins Suite B7 (PAH trace level)
Melbourne Laboratory - NATA # 1261 Site # 1254							X		X			X	X	X		X	X		X	X
Sydney Laboratory - NATA # 1261 Site # 18217						X		X		X	X	X	X	X	X	X	X	X	X	X
56	SB38_1.5-1.6	Apr 20, 2024		Soil	S24-Ap0059701			X												
57	SB38_2-2.1	Apr 20, 2024		Soil	S24-Ap0059702			X												
58	SB38_3.1-3.2	Apr 20, 2024		Soil	S24-Ap0059703			X												
59	SB39_0.5-0.6	Apr 20, 2024		Soil	S24-Ap0059704			X												
60	SB39_1-1.1	Apr 20, 2024		Soil	S24-Ap0059705			X												
61	SB39_1.5-1.6	Apr 20, 2024		Soil	S24-Ap0059706			X												
62	SB39_2.5-2.6	Apr 20, 2024		Soil	S24-Ap0059707			X												
63	SB39_3-3.1	Apr 20, 2024		Soil	S24-Ap0059708			X												
64	SB40_1-1.1	Apr 20, 2024		Soil	S24-Ap0059709			X												
65	SB40_1.5-1.6	Apr 20, 2024		Soil	S24-Ap0059710			X												
66	SB40_2-2.1	Apr 20, 2024		Soil	S24-Ap0059711			X												
67	SB41_0.5-0.6	Apr 20, 2024		Soil	S24-Ap0059712			X												
68	SB41_1.5-1.6	Apr 20, 2024		Soil	S24-Ap0059713			X												
69	SB42_0.5-0.6	Apr 20, 2024		Soil	S24-Ap0059714			X												
70	SB42_1.5-1.6	Apr 20, 2024		Soil	S24-Ap0059715			X												

eurofins

web: www.eurofins.com.au
email: EnviroSales@eurofins.com

Eurofins Environment Testing Australia Pty Ltd
ABN: 50 005 085 521

Melbourne	Geelong	Sydney	Canberra	Brisbane	Newcastle
6 Monterey Road	19/8 Lewalan Street	179 Magowar Road	Unit 1,2 Dacre Street	1/21 Smallwood Place	1/2 Frost Drive
Dandenong South	Grovedale	Girraween	Mitchell	Murarrie	Mayfield West
VIC 3175	VIC 3216	NSW 2145	ACT 2911	QLD 4172	NSW 2304
+61 3 8564 5000	+61 3 8564 5000	+61 2 9900 8400	+61 2 6113 8091	T: +61 7 3902 4600	+61 2 4968 8448
NATA# 1261	NATA# 1261	NATA# 1261	NATA# 1261	NATA# 1261	NATA# 1261
Site# 1254	Site# 25403	Site# 18217	Site# 25466	Site# 20794	Site# 25079 & 25289

Eurofins ARL Pty Ltd
ABN: 91 05 0159 898

Perth
46-48 Banksia Road
Welshpool
WA 6106
+61 8 6253 4444
NATA# 2377
Site# 2370

Eurofins ProMicro Pty Ltd
ABN: 47 009 120 549

Perth ProMicro
46-48 Banksia Road
Welshpool
WA 6106
+61 8 6253 4444
NATA# 2561
Site# 2554

Eurofins Environment Testing NZ Ltd
NZBN: 9429046024954

Auckland	Auckland (Focus)	Christchurch	Tauranga
35 O'Rorke Road	Unit C1/4 Pacific Rise,	43 Detroit Drive	1277 Cameron Road,
Penrose,	Mount Wellington,	Rolleston,	Gate Pa,
Auckland 1061	Auckland 1061	Christchurch 7675	Tauranga 3112
+64 9 526 4551	+64 9 525 0568	+64 3 343 5201	+64 9 525 0568
IANZ# 1327	IANZ# 1308	IANZ# 1290	IANZ# 1402

Company Name: Senversa Pty Ltd NSW
Address: Level 24, 1 Market Street
SYDNEY
NSW 2000

Project Name: SMITHFIELD
Project ID: 21182

Order No.:
Report #: 1090330
Phone: 02 9994 8016
Fax: 03 9606 0074

Received: Apr 22, 2024 1:45 PM
Due: Apr 30, 2024
Priority: 5 Day
Contact Name: Julia Nicholson

Eurofins Analytical Services Manager : Adam Bateup

Sample Detail						Asbestos - WA guidelines	HOLD	HOLD	Isopropanol	Polychlorinated Biphenyls	Suite B13: OCP/PCB	VOC AIR-TRH (Total Recoverable Hydrocarbons)	BTEX and Naphthalene	Volatile Organics	Moisture Set	VOCs in Ambient Air by GC/MS	Eurofins Suite B7	Per- and Polyfluoroalkyl Substances (PFASs)	BTEX and Naphthalene	Eurofins Suite B7 (PAH trace level)
Melbourne Laboratory - NATA # 1261 Site # 1254							X		X			X	X	X		X	X		X	X
Sydney Laboratory - NATA # 1261 Site # 18217						X		X		X	X	X	X	X	X	X	X	X	X	X
71	SB42_2-2.1	Apr 20, 2024		Soil	S24-Ap0059716			X												
72	SB42_2.5-2.6	Apr 20, 2024		Soil	S24-Ap0059717			X												
73	SB42_3-3.1	Apr 20, 2024		Soil	S24-Ap0059718			X												
74	SB43_0.5-0.6	Apr 20, 2024		Soil	S24-Ap0059719			X												
75	SB43_1-1.1	Apr 20, 2024		Soil	S24-Ap0059720			X												
76	SB43_1.5-1.6	Apr 20, 2024		Soil	S24-Ap0059721			X												
77	SB43_2-2.1	Apr 20, 2024		Soil	S24-Ap0059722			X												
78	SB44_0.5-0.6	Apr 20, 2024		Soil	S24-Ap0059723			X												
79	SB44_1-1.1	Apr 20, 2024		Soil	S24-Ap0059724			X												
80	SB44_1.5-1.6	Apr 20, 2024		Soil	S24-Ap0059725			X												
Test Counts						5	34	34	20	1	1	20	1	7	21	20	20	6	1	2

Certificate of Analysis

eurofins | Environment Testing

Senversa Pty Ltd NSW
Level 24, 1 Market Street
SYDNEY
NSW 2000

NATA Accredited
Accreditation Number 1261
Site Number 18217

Accredited for compliance with ISO/IEC 17025–Testing
NATA is a signatory to the ILAC Mutual Recognition Arrangement for the mutual recognition of the equivalence of testing, medical testing, calibration, inspection, proficiency testing scheme providers and reference materials producers reports and certificates.

Attention:	Julia Nicholson
Report	1090330-AID-V2
Project Name	SMITHFIELD
Project ID	21182
Received Date	Apr 22, 2024
Date Reported	May 09, 2024

Methodology:

Asbestos Fibre Identification	Conducted in accordance with the Australian Standard AS 4964 – 2004: Method for the Qualitative Identification of Asbestos in Bulk Samples and in-house Method LTM-ASB-8020 by polarised light microscopy (PLM) and dispersion staining (DS) techniques. *NOTE: Positive Trace Analysis results indicate the sample contains detectable respirable fibres.*
Unknown Mineral Fibres	Mineral fibres of unknown type, as determined by PLM with DS, may require another analytical technique, such as Electron Microscopy, to confirm unequivocal identity. *NOTE: While Actinolite, Anthophyllite and Tremolite asbestos may be detected by PLM with DS, due to variability in the optical properties of these materials, AS4964 requires that these are reported as UMF unless confirmed by an independent technique.*
Subsampling Soil Samples	The whole sample submitted is first dried and then passed through a 10mm sieve followed by a 2mm sieve. All fibrous matter greater than 10mm, greater than 2mm as well as the material passing through the 2mm sieve are retained and analysed for the presence of asbestos. If the sub 2mm fraction is greater than approximately 30 to 60g then a sub-sampling routine based on ISO 3082:2009(E) is employed. *NOTE: Depending on the nature and size of the soil sample, the sub-2 mm residue material may need to be sub-sampled for trace analysis, in accordance with AS 4964-2004.*
Bonded asbestos-containing material (ACM)	The material is first examined and any fibres isolated for identification by PLM and DS. Where required, interfering matrices may be removed by disintegration using a range of heat, chemical or physical treatments, possibly in combination.The resultant material is then further examined in accordance with AS 4964 - 2004. *NOTE: Even after disintegration it may be difficult to detect the presence of asbestos in some asbestos-containing bulk materials using PLM and DS. This is due to the low grade or small length or diameter of the asbestos fibres present in the material, or to the fact that very fine fibres have been distributed intimately throughout the materials. Vinyl/asbestos floor tiles, some asbestos-containing sealants and mastics, asbestos-containing epoxy resins and some ore samples are examples of these types of material, which are difficult to analyse.*
Limit of Reporting	The performance limitation of the AS 4964 (2004) method for non-homogeneous samples is around 0.1 g/kg (equivalent to 0.01% (w/w)). Where no asbestos is found by PLM and DS, including Trace Analysis, this is considered to be at the nominal reporting limit of 0.01% (w/w). The NEPM screening level of 0.001% (w/w) is intended as an on-site determination, not a laboratory Limit of Reporting (LOR), per se. Examination of a large sample size (e.g. 500 mL) may improve the likelihood of detecting asbestos, particularly AF, to aid assessment against the NEPM criteria. Gravimetric determinations to this level of accuracy are outside of AS 4964 and hence NATA Accreditation does not cover the performance of this service (non-NATA results shown with an asterisk). *NOTE: NATA News March 2014, p.7, states in relation to AS 4964: "This is a qualitative method with a nominal reporting limit of 0.01 % " and that currently in Australia "there is no validated method available for the quantification of asbestos".This report is consistent with the analytical procedures and reporting recommendations in the NEPM and the WA DoH.*

Project Name SMITHFIELD
Project ID 21182
Date Sampled Apr 20, 2024
Report 1090330-AID-V2

Client Sample ID	Eurofins Sample No.	Date Sampled	Sample Description	Result
SB36_0-0.1	24-Ap0059672	Apr 20, 2024	Approximate Sample 536g Sample consisted of: Brown fine-grained clayey sandy soil, cement, organic debris and rocks	No asbestos detected at the reporting limit of 0.001% w/w.* Organic fibre detected. No trace asbestos detected.
SB37_0-0.1	24-Ap0059674	Apr 20, 2024	Approximate Sample 712g Sample consisted of: Brown coarse-grained clayey sandy soil, organic debris and rocks	No asbestos detected at the reporting limit of 0.001% w/w.* Organic fibre detected. No trace asbestos detected.
SB39_0-0.1	24-Ap0059678	Apr 20, 2024	Approximate Sample 617g Sample consisted of: Brown coarse-grained clayey soil and rocks	No asbestos detected at the reporting limit of 0.001% w/w.* Organic fibre detected. No trace asbestos detected.
SB40_0.15-0.25	24-Ap0059680	Apr 20, 2024	Approximate Sample 425g Sample consisted of: Brown coarse-grained clayey soil and rocks	No asbestos detected at the reporting limit of 0.001% w/w.* Organic fibre detected. No trace asbestos detected.
SB41_0.15-0.25	24-Ap0059682	Apr 20, 2024	Approximate Sample 561g Sample consisted of: Brown coarse-grained clayey soil and rocks	No asbestos detected at the reporting limit of 0.001% w/w.* Organic fibre detected. No trace asbestos detected.

Sample History

Where samples are submitted/analysed over several days, the last date of extraction is reported.

If the date and time of sampling are not provided, the Laboratory will not be responsible for compromised results should testing be performed outside the recommended holding time.

Description	Testing Site	Extracted	Holding Time
Asbestos - LTM-ASB-8020	Sydney	Apr 23, 2024	Indefinite

eurofins

web: www.eurofins.com.au
email: EnviroSales@eurofins.com

Eurofins Environment Testing Australia Pty Ltd
ABN: 50 005 085 521

Melbourne	Geelong	Sydney	Canberra	Brisbane	Newcastle
6 Monterey Road	19/8 Lewalan Street	179 Magowar Road	Unit 1,2 Dacre Street	1/21 Smallwood Place	1/2 Frost Drive
Dandenong South	Grovedale	Girraween	Mitchell	Murarrie	Mayfield West
VIC 3175	VIC 3216	NSW 2145	ACT 2911	QLD 4172	NSW 2304
+61 3 8564 5000	+61 3 8564 5000	+61 2 9900 8400	+61 2 6113 8091	T: +61 7 3902 4600	+61 2 4968 8448
NATA# 1261	NATA# 1261	NATA# 1261	NATA# 1261	NATA# 1261	NATA# 1261
Site# 1254	Site# 25403	Site# 18217	Site# 25466	Site# 20794	Site# 25079 & 25289

Eurofins ARL Pty Ltd
ABN: 91 05 0159 898

Perth
46-48 Banksia Road
Welshpool
WA 6106
+61 8 6253 4444
NATA# 2377
Site# 2370

Eurofins ProMicro Pty Ltd
ABN: 47 009 120 549

Perth ProMicro
46-48 Banksia Road
Welshpool
WA 6106
+61 8 6253 4444
NATA# 2561
Site# 2554

Eurofins Environment Testing NZ Ltd
NZBN: 9429046024954

Auckland	Auckland (Focus)	Christchurch	Tauranga
35 O'Rorke Road	Unit C1/4 Pacific Rise,	43 Detroit Drive	1277 Cameron Road,
Penrose,	Mount Wellington,	Rolleston,	Gate Pa,
Auckland 1061	Auckland 1061	Christchurch 7675	Tauranga 3112
+64 9 526 4551	+64 9 525 0568	+64 3 343 5201	+64 9 525 0568
IANZ# 1327	IANZ# 1308	IANZ# 1290	IANZ# 1402

Company Name: Senversa Pty Ltd NSW
Address: Level 24, 1 Market Street
SYDNEY
NSW 2000

Project Name: SMITHFIELD
Project ID: 21182

Order No.:
Report #: 1090330
Phone: 02 9994 8016
Fax: 03 9606 0074

Received: Apr 22, 2024 1:45 PM
Due: Apr 30, 2024
Priority: 5 Day
Contact Name: Julia Nicholson

Eurofins Analytical Services Manager : Adam Bateup

Sample Detail						Asbestos - WA guidelines	HOLD	HOLD	Isopropanol	Polychlorinated Biphenyls	Suite B13: OCP/PCB	VOC AIR-TRH (Total Recoverable Hydrocarbons)	BTEX and Naphthalene	Volatile Organics	Moisture Set	VOCs in Ambient Air by GC/MS	Eurofins Suite B7	Per- and Polyfluoroalkyl Substances (PFASs)	BTEX and Naphthalene	Eurofins Suite B7 (PAH trace level)
Melbourne Laboratory - NATA # 1261 Site # 1254							X		X			X	X	X		X	X		X	X
Sydney Laboratory - NATA # 1261 Site # 18217						X		X		X	X	X	X	X	X	X	X	X	X	X
External Laboratory																				
No	**Sample ID**	**Sample Date**	**Sampling Time**	**Matrix**	**LAB ID**															
1	SV41 FRONT	Apr 20, 2024		Air	S24-Ap0059644				X			X				X				
2	SV42 FRONT	Apr 20, 2024		Air	S24-Ap0059645				X			X				X				
3	SV43 FRONT	Apr 20, 2024		Air	S24-Ap0059646				X			X				X				
4	SV44 FRONT	Apr 20, 2024		Air	S24-Ap0059647				X			X				X				
5	SV45 FRONT	Apr 20, 2024		Air	S24-Ap0059648				X			X				X				
6	SV46 FRONT	Apr 20, 2024		Air	S24-Ap0059649				X			X				X				
7	SV47 FRONT	Apr 20, 2024		Air	S24-Ap0059650				X			X				X				
8	SV49 FRONT	Apr 20, 2024		Air	S24-Ap0059652				X			X				X				
9	SV50 FRONT	Apr 20, 2024		Air	S24-Ap0059653				X			X				X				
10	FB FRONT	Apr 20, 2024		Air	S24-Ap0059654				X			X				X				
11	SV41 BACK	Apr 20, 2024		Air	S24-Ap0059655				X			X				X				
12	SV42 BACK	Apr 20, 2024		Air	S24-Ap0059656				X			X				X				

eurofins

web: www.eurofins.com.au
email: EnviroSales@eurofins.com

Eurofins Environment Testing Australia Pty Ltd
ABN: 50 005 085 521

Melbourne	Geelong	Sydney	Canberra	Brisbane	Newcastle
6 Monterey Road	19/8 Lewalan Street	179 Magowar Road	Unit 1,2 Dacre Street	1/21 Smallwood Place	1/2 Frost Drive
Dandenong South	Grovedale	Girraween	Mitchell	Murarrie	Mayfield West
VIC 3175	VIC 3216	NSW 2145	ACT 2911	QLD 4172	NSW 2304
+61 3 8564 5000	+61 3 8564 5000	+61 2 9900 8400	+61 2 6113 8091	T: +61 7 3902 4600	+61 2 4968 8448
NATA# 1261	NATA# 1261	NATA# 1261	NATA# 1261	NATA# 1261	NATA# 1261
Site# 1254	Site# 25403	Site# 18217	Site# 25466	Site# 20794	Site# 25079 & 25289

Eurofins ARL Pty Ltd
ABN: 91 05 0159 898

Perth
46-48 Banksia Road
Welshpool
WA 6106
+61 8 6253 4444
NATA# 2377
Site# 2370

Eurofins ProMicro Pty Ltd
ABN: 47 009 120 549

Perth ProMicro
46-48 Banksia Road
Welshpool
WA 6106
+61 8 6253 4444
NATA# 2561
Site# 2554

Eurofins Environment Testing NZ Ltd
NZBN: 9429046024954

Auckland	Auckland (Focus)	Christchurch	Tauranga
35 O'Rorke Road	Unit C1/4 Pacific Rise,	43 Detroit Drive	1277 Cameron Road,
Penrose,	Mount Wellington,	Rolleston,	Gate Pa,
Auckland 1061	Auckland 1061	Christchurch 7675	Tauranga 3112
+64 9 526 4551	+64 9 525 0568	+64 3 343 5201	+64 9 525 0568
IANZ# 1327	IANZ# 1308	IANZ# 1290	IANZ# 1402

Company Name: Senversa Pty Ltd NSW
Address: Level 24, 1 Market Street
SYDNEY
NSW 2000

Project Name: SMITHFIELD
Project ID: 21182

Order No.:
Report #: 1090330
Phone: 02 9994 8016
Fax: 03 9606 0074

Received: Apr 22, 2024 1:45 PM
Due: Apr 30, 2024
Priority: 5 Day
Contact Name: Julia Nicholson

Eurofins Analytical Services Manager : Adam Bateup

Sample Detail						Asbestos - WA guidelines	HOLD	HOLD	Isopropanol	Polychlorinated Biphenyls	Suite B13: OCP/PCB	VOC AIR-TRH (Total Recoverable Hydrocarbons)	BTEX and Naphthalene	Volatile Organics	Moisture Set	VOCs in Ambient Air by GC/MS	Eurofins Suite B7	Per- and Polyfluoroalkyl Substances (PFASs)	BTEX and Naphthalene	Eurofins Suite B7 (PAH trace level)
Melbourne Laboratory - NATA # 1261 Site # 1254							X		X			X	X	X		X	X		X	X
Sydney Laboratory - NATA # 1261 Site # 18217						X		X		X	X	X	X	X	X	X	X	X	X	X
13	SV43 BACK	Apr 20, 2024		Air	S24-Ap0059657				X			X				X				
14	SV44 BACK	Apr 20, 2024		Air	S24-Ap0059658				X			X				X				
15	SV45 BACK	Apr 20, 2024		Air	S24-Ap0059659				X			X				X				
16	SV46 BACK	Apr 20, 2024		Air	S24-Ap0059660				X			X				X				
17	SV47 BACK	Apr 20, 2024		Air	S24-Ap0059661				X			X				X				
18	SV49 BACK	Apr 20, 2024		Air	S24-Ap0059663				X			X				X				
19	SV50 BACK	Apr 20, 2024		Air	S24-Ap0059664				X			X				X				
20	FB BACK	Apr 20, 2024		Air	S24-Ap0059665				X			X				X				
21	MW03	Apr 20, 2024		Water	S24-Ap0059666									X				X		X
22	RINSATE	Apr 20, 2024		Water	S24-Ap0059667									X				X		X
23	FIELD BLANK	Apr 20, 2024		Water	S24-Ap0059668													X		
24	TS	Apr 20, 2024		Water	S24-Ap0059669														X	
25	TB	Apr 20, 2024		Water	S24-Ap0059670								X							
26	SS1	Apr 20, 2024		Soil	S24-Ap0059671					X					X					
27	SB36_0-0.1	Apr 20, 2024		Soil	S24-Ap0059672	X					X			X	X		X	X		

eurofins

web: www.eurofins.com.au
email: EnviroSales@eurofins.com

Eurofins Environment Testing Australia Pty Ltd
ABN: 50 005 085 521

Melbourne	Geelong	Sydney	Canberra	Brisbane	Newcastle
6 Monterey Road	19/8 Lewalan Street	179 Magowar Road	Unit 1,2 Dacre Street	1/21 Smallwood Place	1/2 Frost Drive
Dandenong South	Grovedale	Girraween	Mitchell	Murarrie	Mayfield West
VIC 3175	VIC 3216	NSW 2145	ACT 2911	QLD 4172	NSW 2304
+61 3 8564 5000	+61 3 8564 5000	+61 2 9900 8400	+61 2 6113 8091	T: +61 7 3902 4600	+61 2 4968 8448
NATA# 1261	NATA# 1261	NATA# 1261	NATA# 1261	NATA# 1261	NATA# 1261
Site# 1254	Site# 25403	Site# 18217	Site# 25466	Site# 20794	Site# 25079 & 25289

Eurofins ARL Pty Ltd
ABN: 91 05 0159 898

Perth
46-48 Banksia Road
Welshpool
WA 6106
+61 8 6253 4444
NATA# 2377
Site# 2370

Eurofins ProMicro Pty Ltd
ABN: 47 009 120 549

Perth ProMicro
46-48 Banksia Road
Welshpool
WA 6106
+61 8 6253 4444
NATA# 2561
Site# 2554

Eurofins Environment Testing NZ Ltd
NZBN: 9429046024954

Auckland	Auckland (Focus)	Christchurch	Tauranga
35 O'Rorke Road	Unit C1/4 Pacific Rise,	43 Detroit Drive	1277 Cameron Road,
Penrose,	Mount Wellington,	Rolleston,	Gate Pa,
Auckland 1061	Auckland 1061	Christchurch 7675	Tauranga 3112
+64 9 526 4551	+64 9 525 0568	+64 3 343 5201	+64 9 525 0568
IANZ# 1327	IANZ# 1308	IANZ# 1290	IANZ# 1402

Company Name: Senversa Pty Ltd NSW
Address: Level 24, 1 Market Street
SYDNEY
NSW 2000

Project Name: SMITHFIELD
Project ID: 21182

Order No.:
Report #: 1090330
Phone: 02 9994 8016
Fax: 03 9606 0074

Received: Apr 22, 2024 1:45 PM
Due: Apr 30, 2024
Priority: 5 Day
Contact Name: Julia Nicholson

Eurofins Analytical Services Manager : Adam Bateup

Sample Detail						Asbestos - WA guidelines	HOLD	HOLD	Isopropanol	Polychlorinated Biphenyls	Suite B13: OCP/PCB	VOC AIR-TRH (Total Recoverable Hydrocarbons)	BTEX and Naphthalene	Volatile Organics	Moisture Set	VOCs in Ambient Air by GC/MS	Eurofins Suite B7	Per- and Polyfluoroalkyl Substances (PFASs)	BTEX and Naphthalene	Eurofins Suite B7 (PAH trace level)
Melbourne Laboratory - NATA # 1261 Site # 1254							X		X			X	X	X		X	X		X	X
Sydney Laboratory - NATA # 1261 Site # 18217						X		X		X	X	X	X	X	X	X	X	X	X	X
28	SB36_1-1.1	Apr 20, 2024		Soil	S24-Ap0059673										X		X			
29	SB37_0-0.1	Apr 20, 2024		Soil	S24-Ap0059674	X								X	X		X			
30	SB37_0.5-0.6	Apr 20, 2024		Soil	S24-Ap0059675										X		X			
31	SB38_0.5-0.6	Apr 20, 2024		Soil	S24-Ap0059676									X	X		X			
32	SB38_2.4-2.5	Apr 20, 2024		Soil	S24-Ap0059677										X		X			
33	SB39_0-0.1	Apr 20, 2024		Soil	S24-Ap0059678	X									X		X	X		
34	SB39_2-2.1	Apr 20, 2024		Soil	S24-Ap0059679										X		X			
35	SB40_0.15-0.25	Apr 20, 2024		Soil	S24-Ap0059680	X									X		X			
36	SB40_0.5-0.6	Apr 20, 2024		Soil	S24-Ap0059681										X		X			
37	SB41_0.15-0.25	Apr 20, 2024		Soil	S24-Ap0059682	X								X	X		X			
38	SB41_1-1.1	Apr 20, 2024		Soil	S24-Ap0059683										X		X			
39	SB41_1.9-2.0	Apr 20, 2024		Soil	S24-Ap0059684										X		X			
40	SB42_0-0.1	Apr 20, 2024		Soil	S24-Ap0059685									X	X		X			

eurofins

web: www.eurofins.com.au
email: EnviroSales@eurofins.com

Eurofins Environment Testing Australia Pty Ltd
ABN: 50 005 085 521

Melbourne	Geelong	Sydney	Canberra	Brisbane	Newcastle
6 Monterey Road	19/8 Lewalan Street	179 Magowar Road	Unit 1,2 Dacre Street	1/21 Smallwood Place	1/2 Frost Drive
Dandenong South	Grovedale	Girraween	Mitchell	Murarrie	Mayfield West
VIC 3175	VIC 3216	NSW 2145	ACT 2911	QLD 4172	NSW 2304
+61 3 8564 5000	+61 3 8564 5000	+61 2 9900 8400	+61 2 6113 8091	T: +61 7 3902 4600	+61 2 4968 8448
NATA# 1261	NATA# 1261	NATA# 1261	NATA# 1261	NATA# 1261	NATA# 1261
Site# 1254	Site# 25403	Site# 18217	Site# 25466	Site# 20794	Site# 25079 & 25289

Eurofins ARL Pty Ltd
ABN: 91 05 0159 898

Perth
46-48 Banksia Road
Welshpool
WA 6106
+61 8 6253 4444
NATA# 2377
Site# 2370

Eurofins ProMicro Pty Ltd
ABN: 47 009 120 549

Perth ProMicro
46-48 Banksia Road
Welshpool
WA 6106
+61 8 6253 4444
NATA# 2561
Site# 2554

Eurofins Environment Testing NZ Ltd
NZBN: 9429046024954

Auckland	Auckland (Focus)	Christchurch	Tauranga
35 O'Rorke Road	Unit C1/4 Pacific Rise,	43 Detroit Drive	1277 Cameron Road,
Penrose,	Mount Wellington,	Rolleston,	Gate Pa,
Auckland 1061	Auckland 1061	Christchurch 7675	Tauranga 3112
+64 9 526 4551	+64 9 525 0568	+64 3 343 5201	+64 9 525 0568
IANZ# 1327	IANZ# 1308	IANZ# 1290	IANZ# 1402

Company Name: Senversa Pty Ltd NSW
Address: Level 24, 1 Market Street
SYDNEY
NSW 2000

Project Name: SMITHFIELD
Project ID: 21182

Order No.:
Report #: 1090330
Phone: 02 9994 8016
Fax: 03 9606 0074

Received: Apr 22, 2024 1:45 PM
Due: Apr 30, 2024
Priority: 5 Day
Contact Name: Julia Nicholson

Eurofins Analytical Services Manager : Adam Bateup

Sample Detail						Asbestos - WA guidelines	HOLD	HOLD	Isopropanol	Polychlorinated Biphenyls	Suite B13: OCP/PCB	VOC AIR-TRH (Total Recoverable Hydrocarbons)	BTEX and Naphthalene	Volatile Organics	Moisture Set	VOCs in Ambient Air by GC/MS	Eurofins Suite B7	Per- and Polyfluoroalkyl Substances (PFASs)	BTEX and Naphthalene	Eurofins Suite B7 (PAH trace level)
Melbourne Laboratory - NATA # 1261 Site # 1254							X		X			X	X	X		X	X		X	X
Sydney Laboratory - NATA # 1261 Site # 18217						X		X		X	X	X	X	X	X	X	X	X	X	X
41	SB42_1-1.1	Apr 20, 2024		Soil	S24-Ap0059686										X		X			
42	SB43_0-0.1	Apr 20, 2024		Soil	S24-Ap0059687										X		X	X		
43	SB44_0-0.1	Apr 20, 2024		Soil	S24-Ap0059688										X		X			
44	SB44_1.9-2.0	Apr 20, 2024		Soil	S24-Ap0059689										X		X			
45	QC100	Apr 20, 2024		Soil	S24-Ap0059690										X		X			
46	QC101	Apr 20, 2024		Soil	S24-Ap0059691										X		X			
47	EB FRONT	Apr 20, 2024		Air	S24-Ap0059692		X													
48	EB BACK	Apr 20, 2024		Air	S24-Ap0059693		X													
49	SB36_0.5-0.6	Apr 20, 2024		Soil	S24-Ap0059694			X												
50	SB36_1.5-1.6	Apr 20, 2024		Soil	S24-Ap0059695			X												
51	SB36_2-2.1	Apr 20, 2024		Soil	S24-Ap0059696			X												
52	SB36_2.5-2.6	Apr 20, 2024		Soil	S24-Ap0059697			X												
53	SB36_3-3.1	Apr 20, 2024		Soil	S24-Ap0059698			X												
54	SB38_0-0.1	Apr 20, 2024		Soil	S24-Ap0059699			X												
55	SB38_1-1.1	Apr 20, 2024		Soil	S24-Ap0059700			X												

eurofins

web: www.eurofins.com.au
email: EnviroSales@eurofins.com

Eurofins Environment Testing Australia Pty Ltd
ABN: 50 005 085 521

Melbourne	Geelong	Sydney	Canberra	Brisbane	Newcastle
6 Monterey Road	19/8 Lewalan Street	179 Magowar Road	Unit 1,2 Dacre Street	1/21 Smallwood Place	1/2 Frost Drive
Dandenong South	Grovedale	Girraween	Mitchell	Murarrie	Mayfield West
VIC 3175	VIC 3216	NSW 2145	ACT 2911	QLD 4172	NSW 2304
+61 3 8564 5000	+61 3 8564 5000	+61 2 9900 8400	+61 2 6113 8091	T: +61 7 3902 4600	+61 2 4968 8448
NATA# 1261	NATA# 1261	NATA# 1261	NATA# 1261	NATA# 1261	NATA# 1261
Site# 1254	Site# 25403	Site# 18217	Site# 25466	Site# 20794	Site# 25079 & 25289

Eurofins ARL Pty Ltd
ABN: 91 05 0159 898

Perth
46-48 Banksia Road
Welshpool
WA 6106
+61 8 6253 4444
NATA# 2377
Site# 2370

Eurofins ProMicro Pty Ltd
ABN: 47 009 120 549

Perth ProMicro
46-48 Banksia Road
Welshpool
WA 6106
+61 8 6253 4444
NATA# 2561
Site# 2554

Eurofins Environment Testing NZ Ltd
NZBN: 9429046024954

Auckland	Auckland (Focus)	Christchurch	Tauranga
35 O'Rorke Road	Unit C1/4 Pacific Rise,	43 Detroit Drive	1277 Cameron Road,
Penrose,	Mount Wellington,	Rolleston,	Gate Pa,
Auckland 1061	Auckland 1061	Christchurch 7675	Tauranga 3112
+64 9 526 4551	+64 9 525 0568	+64 3 343 5201	+64 9 525 0568
IANZ# 1327	IANZ# 1308	IANZ# 1290	IANZ# 1402

Company Name: Senversa Pty Ltd NSW
Address: Level 24, 1 Market Street
SYDNEY
NSW 2000

Order No.:
Report #: 1090330
Phone: 02 9994 8016
Fax: 03 9606 0074

Received: Apr 22, 2024 1:45 PM
Due: Apr 30, 2024
Priority: 5 Day
Contact Name: Julia Nicholson

Project Name: SMITHFIELD
Project ID: 21182

Eurofins Analytical Services Manager : Adam Bateup

Sample Detail						Asbestos - WA guidelines	HOLD	HOLD	Isopropanol	Polychlorinated Biphenyls	Suite B13: OCP/PCB	VOC AIR-TRH (Total Recoverable Hydrocarbons)	BTEX and Naphthalene	Volatile Organics	Moisture Set	VOCs in Ambient Air by GC/MS	Eurofins Suite B7	Per- and Polyfluoroalkyl Substances (PFASs)	BTEX and Naphthalene	Eurofins Suite B7 (PAH trace level)
Melbourne Laboratory - NATA # 1261 Site # 1254							X		X			X	X	X		X	X		X	X
Sydney Laboratory - NATA # 1261 Site # 18217						X		X		X	X	X	X	X	X	X	X	X	X	X
56	SB38_1.5-1.6	Apr 20, 2024		Soil	S24-Ap0059701			X												
57	SB38_2-2.1	Apr 20, 2024		Soil	S24-Ap0059702			X												
58	SB38_3.1-3.2	Apr 20, 2024		Soil	S24-Ap0059703			X												
59	SB39_0.5-0.6	Apr 20, 2024		Soil	S24-Ap0059704			X												
60	SB39_1-1.1	Apr 20, 2024		Soil	S24-Ap0059705			X												
61	SB39_1.5-1.6	Apr 20, 2024		Soil	S24-Ap0059706			X												
62	SB39_2.5-2.6	Apr 20, 2024		Soil	S24-Ap0059707			X												
63	SB39_3-3.1	Apr 20, 2024		Soil	S24-Ap0059708			X												
64	SB40_1-1.1	Apr 20, 2024		Soil	S24-Ap0059709			X												
65	SB40_1.5-1.6	Apr 20, 2024		Soil	S24-Ap0059710			X												
66	SB40_2-2.1	Apr 20, 2024		Soil	S24-Ap0059711			X												
67	SB41_0.5-0.6	Apr 20, 2024		Soil	S24-Ap0059712			X												
68	SB41_1.5-1.6	Apr 20, 2024		Soil	S24-Ap0059713			X												
69	SB42_0.5-0.6	Apr 20, 2024		Soil	S24-Ap0059714			X												
70	SB42_1.5-1.6	Apr 20, 2024		Soil	S24-Ap0059715			X												

eurofins

web: www.eurofins.com.au
email: EnviroSales@eurofins.com

Eurofins Environment Testing Australia Pty Ltd
ABN: 50 005 085 521

Melbourne	Geelong	Sydney	Canberra	Brisbane	Newcastle
6 Monterey Road	19/8 Lewalan Street	179 Magowar Road	Unit 1,2 Dacre Street	1/21 Smallwood Place	1/2 Frost Drive
Dandenong South	Grovedale	Girraween	Mitchell	Murarrie	Mayfield West
VIC 3175	VIC 3216	NSW 2145	ACT 2911	QLD 4172	NSW 2304
+61 3 8564 5000	+61 3 8564 5000	+61 2 9900 8400	+61 2 6113 8091	T: +61 7 3902 4600	+61 2 4968 8448
NATA# 1261	NATA# 1261	NATA# 1261	NATA# 1261	NATA# 1261	NATA# 1261
Site# 1254	Site# 25403	Site# 18217	Site# 25466	Site# 20794	Site# 25079 & 25289

Eurofins ARL Pty Ltd
ABN: 91 05 0159 898

Perth
46-48 Banksia Road
Welshpool
WA 6106
+61 8 6253 4444
NATA# 2377
Site# 2370

Eurofins ProMicro Pty Ltd
ABN: 47 009 120 549

Perth ProMicro
46-48 Banksia Road
Welshpool
WA 6106
+61 8 6253 4444
NATA# 2561
Site# 2554

Eurofins Environment Testing NZ Ltd
NZBN: 9429046024954

Auckland	Auckland (Focus)	Christchurch	Tauranga
35 O'Rorke Road	Unit C1/4 Pacific Rise,	43 Detroit Drive	1277 Cameron Road,
Penrose,	Mount Wellington,	Rolleston,	Gate Pa,
Auckland 1061	Auckland 1061	Christchurch 7675	Tauranga 3112
+64 9 526 4551	+64 9 525 0568	+64 3 343 5201	+64 9 525 0568
IANZ# 1327	IANZ# 1308	IANZ# 1290	IANZ# 1402

Company Name: Senversa Pty Ltd NSW
Address: Level 24, 1 Market Street
SYDNEY
NSW 2000

Project Name: SMITHFIELD
Project ID: 21182

Order No.:
Report #: 1090330
Phone: 02 9994 8016
Fax: 03 9606 0074

Received: Apr 22, 2024 1:45 PM
Due: Apr 30, 2024
Priority: 5 Day
Contact Name: Julia Nicholson

Eurofins Analytical Services Manager : Adam Bateup

Sample Detail						Asbestos - WA guidelines	HOLD	HOLD	Isopropanol	Polychlorinated Biphenyls	Suite B13: OCP/PCB	VOC AIR-TRH (Total Recoverable Hydrocarbons)	BTEX and Naphthalene	Volatile Organics	Moisture Set	VOCs in Ambient Air by GC/MS	Eurofins Suite B7	Per- and Polyfluoroalkyl Substances (PFASs)	BTEX and Naphthalene	Eurofins Suite B7 (PAH trace level)
Melbourne Laboratory - NATA # 1261 Site # 1254							X		X			X	X	X		X	X		X	X
Sydney Laboratory - NATA # 1261 Site # 18217						X		X		X	X	X	X	X	X	X	X	X	X	X
71	SB42_2-2.1	Apr 20, 2024		Soil	S24-Ap0059716			X												
72	SB42_2.5-2.6	Apr 20, 2024		Soil	S24-Ap0059717			X												
73	SB42_3-3.1	Apr 20, 2024		Soil	S24-Ap0059718			X												
74	SB43_0.5-0.6	Apr 20, 2024		Soil	S24-Ap0059719			X												
75	SB43_1-1.1	Apr 20, 2024		Soil	S24-Ap0059720			X												
76	SB43_1.5-1.6	Apr 20, 2024		Soil	S24-Ap0059721			X												
77	SB43_2-2.1	Apr 20, 2024		Soil	S24-Ap0059722			X												
78	SB44_0.5-0.6	Apr 20, 2024		Soil	S24-Ap0059723			X												
79	SB44_1-1.1	Apr 20, 2024		Soil	S24-Ap0059724			X												
80	SB44_1.5-1.6	Apr 20, 2024		Soil	S24-Ap0059725			X												
Test Counts						5	34	34	20	1	1	20	1	7	21	20	20	6	1	2

Internal Quality Control Review and Glossary General

1. QC data may be available on request.
2. All soil results are reported on a dry basis, unless otherwise stated.
3. Samples were analysed on an 'as received' basis.
4. Information identified on this report with the colour **blue** indicates data provided by customer that may have an impact on the results.
5. This report replaces any interim results previously issued.

Holding Times

Please refer to the most recent version of the 'Sample Preservation and Container Guide' for holding times (QS3001).
If the Laboratory did not receive the information in the required timeframe, and regardless of any other integrity issues, suitably qualified results may still be reported. Holding times apply from the date of sampling, therefore compliance to these may be outside the laboratory's control.

Units

% w/w:	Percentage weight-for-weight basis, e.g. of asbestos in asbestos-containing finds in soil samples (**% w/w**)
F/fld	Airborne fibre filter loading as Fibres (**N**) per Fields counted (**n**)
F/mL	Airborne fibre reported concentration as Fibres per millilitre of air drawn over the sampler membrane (**C**)
g, kg	Mass, e.g. of whole sample (**M**) or asbestos-containing find within the sample (**m**)
g/kg	Concentration in grams per kilogram
L, mL	Volume, e.g. of air as measured in AFM (**V** = **r** x **t**)
L/min	Airborne fibre sampling Flowrate as litres per minute of air drawn over the sampler membrane (**r**)
min	Time (**t**), e.g. of air sample collection period

Calculations

Airborne Fibre Concentration: $C = \left(\frac{A}{a}\right) \times \left(\frac{N}{n}\right) \times \left(\frac{1}{r}\right) \times \left(\frac{1}{t}\right) = K \times \left(\frac{N}{n}\right) \times \left(\frac{1}{V}\right)$

Asbestos Content (as asbestos): $\%\, w/w = \frac{(m \times P_A)}{M}$

Weighted Average (of asbestos): $\%_{WA} = \sum \frac{(m \times P_A)_x}{x}$

Terms

%asbestos	Estimated percentage of asbestos in a given matrix may be derived from knowledge or experience of the material, informed by HSG264 *Appendix 2*, else assumed to be 15% in accordance with WA DOH *Appendix 2* (**P_A**). This estimate is not NATA-accredited.
ACM	Asbestos Containing Materials. Asbestos contained within a non-asbestos matrix, typically presented in bonded (non-friable) condition. For the purposes of the NEPM and WA DOH, ACM corresponds to material larger than 7 mm x 7 mm.
AF	Asbestos Fines. Asbestos contamination within a soil sample, as defined by WA DOH. Includes loose fibre bundles and small pieces of friable and non-friable material such as asbestos cement fragments mixed with soil. Considered under the NEPM as equivalent to “non-bonded / friable”.
AFM	Airborne Fibre Monitoring, e.g., by the MFM.
Amosite	Amosite Asbestos Detected. Amosite may also refer to Fibrous Grunerite or Brown Asbestos. Identified in accordance with AS 4964-2004.
AS	Australian Standard.
Asbestos Content (as asbestos)	Total %w/w asbestos content in asbestos-containing finds in a soil sample (**% w/w**).
Chrysotile	Chrysotile Asbestos Detected. Chrysotile may also refer to Fibrous Serpentine or White Asbestos. Identified in accordance with AS 4964-2004.
COC	Chain of Custody.
Crocidolite	Crocidolite Asbestos Detected. Crocidolite may also refer to Fibrous Riebeckite or Blue Asbestos. Identified in accordance with AS 4964-2004.
Dry	Sample is dried by heating prior to analysis.
DS	Dispersion Staining. Technique required for Unequivocal Identification of asbestos fibres by PLM.
FA	Fibrous Asbestos. Asbestos containing material that is wholly or in part friable, including materials with higher asbestos content with a propensity to become friable with handling, and any material that was previously non-friable and in a severely degraded condition. For the purposes of the NEPM and WA DOH, FA generally corresponds to material larger than 7 mm x 7 mm, although FA may be more difficult to visibly distinguish and may be assessed as AF.
Fibre Count	Total of all fibres (whether asbestos or not) meeting the counting criteria set out in the NOHSC:3003
Fibre ID	Fibre Identification. Unequivocal identification of asbestos fibres according to AS 4964-2004. Includes Chrysotile, Amosite (Grunerite) or Crocidolite asbestos.
Friable	Asbestos-containing materials of any size that may be broken or crumbled by hand pressure. For the purposes of the NEPM, this includes both AF and FA. It is outside of the laboratory’s remit to assess degree of friability.
HSG248	UK HSE HSG248, *Asbestos: The Analysts Guide*, 2nd Edition (2021).
HSG264	UK HSE HSG264, *Asbestos: The Survey Guide* (2012).
ISO (also ISO/IEC)	International Organization for Standardization / International Electrotechnical Commission.
K Factor	Microscope constant (**K**) as derived from the effective filter area of the given AFM membrane used for collecting the sample (**A**) and the projected eyepiece graticule area of the specific microscope used for the analysis (**a**).
LOR	Limit of Reporting.
MFM (also NOHSC:3003)	Membrane Filter Method. As described by the Australian Government National Occupational Health and Safety Commission, *Guidance Note on the Membrane Filter Method for Estimating Airborne Asbestos Fibres*, 2nd Edition [NOHSC:3003(2005)].
NEPM (also ASC NEPM)	National Environment Protection (Assessment of Site Contamination) Measure, (2013, as amended).
Organic	Organic Fibres Detected. Organic may refer to Natural or Man-Made Polymeric Fibres. Identified in accordance with AS 4964-2004.
PCM	Phase Contrast Microscopy. As used for Fibre Counting according to the MFM.
PLM	Polarised Light Microscopy. As used for Fibre Identification and Trace Analysis according to AS 4964-2004.
Sampling	Unless otherwise stated Eurofins are not responsible for sampling equipment or the sampling process.
SMF	Synthetic Mineral Fibre Detected. SMF may also refer to Man Made Vitreous Fibres. Identified in accordance with AS 4964-2004.
SRA	Sample Receipt Advice.
Trace Analysis	Analytical procedure used to detect the presence of respirable fibres (particularly asbestos) in a given sample matrix.
UK HSE HSG	United Kingdom, Health and Safety Executive, Health and Safety Guidance, publication.
UMF	Unidentified Mineral Fibre Detected. Fibrous minerals that are detected but have not been unequivocally identified by PLM with DS according the AS 4964-2004. May include (but not limited to) Actinolite, Anthophyllite or Tremolite asbestos.
WA DOH	Reference document for the NEPM. Government of Western Australia, *Guidelines for the Assessment, Remediation and Management of Asbestos-Contaminated Sites in Western Australia* (updated 2021), including Appendix Four: *Laboratory analysis*
Weighted Average	Combined average %w/w asbestos content of all asbestos-containing finds in the given aliquot or total soil sample (**$\%_{WA}$**).

Comments

This report has been revised (V2) to correct sample name from "SB40_0-0.1" to "SB40_0.15-0.25" for sample S24-Ap0059680, and "SB41_0-0.1" to "SB41_0.15-0.25" for sample S24-Ap0059682 as per client request.

24-Ap0059680: Sample received was less than the nominal 500mL as recommended in Section 4.10 of the NEPM Schedule B1 - Guideline on Investigation Levels for Soil and Groundwater.

Sample Integrity

Custody Seals Intact (if used)	N/A
Attempt to Chill was evident	Yes
Sample correctly preserved	Yes
Appropriate sample containers have been used	Yes
Sample containers for volatile analysis received with minimal headspace	Yes
Samples received within HoldingTime	Yes
Some samples have been subcontracted	No

Asbestos Counter/Identifier:

Sayeed Abu	Senior Analyst-Asbestos

Authorised by:

Chamath JHM Annakkage	Senior Analyst-Asbestos



Glenn Jackson
Managing Director

Final Report – this report replaces any previously issued Report

- Indicates Not Requested

* Indicates NATA accreditation does not cover the performance of this service

Measurement uncertainty of test data is available on request or please click here.

Eurofins shall not be liable for loss, cost, damages or expenses incurred by the client, or any other person or company, resulting from the use of any information or interpretation given in this report. In no case shall Eurofins be liable for consequential damages including, but not limited to, lost profits, damages for failure to meet deadlines and lost production arising from this report. This document shall not be reproduced except in full and relates only to the items tested. Unless indicated otherwise, the tests were performed on the samples as received.

Senversa Pty Ltd NSW
Level 24, 1 Market Street
SYDNEY
NSW 2000

NATA Accredited
Accreditation Number 1261
Site Number 18217

Accredited for compliance with ISO/IEC 17025 – Testing
NATA is a signatory to the ILAC Mutual Recognition Arrangement for the mutual recognition of the equivalence of testing, medical testing, calibration, inspection, proficiency testing scheme providers and reference materials producers reports and certificates.

Attention: **Julia Nicholson**

Report **1090330-A-V2**
Project name SMITHFIELD
Project ID 21182
Received Date Apr 22, 2024

Client Sample ID			**SV41 FRONT**	**SV42 FRONT**	**SV43 FRONT**	**SV44 FRONT**
Sample Matrix			**Air**	**Air**	**Air**	**Air**
Eurofins Sample No.			**S24-Ap0059644**	**S24-Ap0059645**	**S24-Ap0059646**	**S24-Ap0059647**
Date Sampled			**Apr 20, 2024**	**Apr 20, 2024**	**Apr 20, 2024**	**Apr 20, 2024**
Test/Reference	LOR	Unit				
Alcohols						
Isopropanol	10	Total ug	< 10	< 10	< 10	< 10
VOCs in Ambient Air by GC/MS						
1.1-Dichloroethane	0.5	Total ug	< 0.5	< 0.5	< 0.5	< 0.5
1.1-Dichloroethene	0.5	Total ug	< 0.5	< 0.5	< 0.5	< 0.5
1.1-Dichloropropene	0.5	Total ug	< 0.5	< 0.5	< 0.5	< 0.5
1.1.1-Trichloroethane	0.5	Total ug	< 0.5	< 0.5	< 0.5	< 0.5
1.1.1.2-Tetrachloroethane	0.5	Total ug	< 0.5	< 0.5	< 0.5	< 0.5
1.1.2-Trichloroethane	0.5	Total ug	< 0.5	< 0.5	< 0.5	< 0.5
1.1.2.2-Tetrachloroethane	0.5	Total ug	< 0.5	< 0.5	< 0.5	< 0.5
1.2-Dibromo-3-chloropropane	0.5	Total ug	< 0.5	< 0.5	< 0.5	< 0.5
1.2-Dibromoethane	0.5	Total ug	< 0.5	< 0.5	< 0.5	< 0.5
1.2-Dichloroethane	0.5	Total ug	< 0.5	< 0.5	< 0.5	< 0.5
1.2-Dichloropropane	0.5	Total ug	< 0.5	< 0.5	< 0.5	< 0.5
1.2.3-Trichloropropane	0.5	Total ug	< 0.5	< 0.5	< 0.5	< 0.5
1.2.4-Trimethylbenzene	0.5	Total ug	< 0.5	< 0.5	< 0.5	< 0.5
1.3-Dichloropropane	0.5	Total ug	< 0.5	< 0.5	< 0.5	< 0.5
1.3.5-Trimethylbenzene	0.5	Total ug	< 0.5	< 0.5	< 0.5	< 0.5
2-Chlorotoluene	0.5	Total ug	< 0.5	< 0.5	< 0.5	< 0.5
2.2-Dichloropropane	0.5	Total ug	< 0.5	< 0.5	1.0	< 0.5
4-Chlorotoluene	0.5	Total ug	< 0.5	< 0.5	< 0.5	< 0.5
Benzene	0.5	Total ug	< 0.5	< 0.5	< 0.5	< 0.5
Bromochloromethane	0.5	Total ug	< 0.5	< 0.5	< 0.5	< 0.5
Bromodichloromethane	0.5	Total ug	< 0.5	< 0.5	< 0.5	< 0.5
Bromoform	0.5	Total ug	< 0.5	< 0.5	< 0.5	< 0.5
Carbon Tetrachloride	0.5	Total ug	< 0.5	< 0.5	< 0.5	< 0.5
Chlorobenzene	0.5	Total ug	< 0.5	< 0.5	< 0.5	< 0.5
Chloroform	0.5	Total ug	< 0.5	< 0.5	200	0.7
cis-1.2-Dichloroethene	0.5	Total ug	< 0.5	< 0.5	< 0.5	< 0.5
cis-1.3-Dichloropropene	0.5	Total ug	< 0.5	< 0.5	< 0.5	< 0.5
Dibromochloromethane	0.5	Total ug	< 0.5	< 0.5	< 0.5	< 0.5
Dibromomethane	0.5	Total ug	< 0.5	< 0.5	< 0.5	< 0.5
Ethylbenzene	0.5	Total ug	< 0.5	< 0.5	< 0.5	< 0.5
Isopropyl benzene (Cumene)	0.5	Total ug	< 0.5	< 0.5	< 0.5	< 0.5
n-Butylbenzene	0.5	Total ug	< 0.5	< 0.5	< 0.5	< 0.5
n-Propylbenzene	0.5	Total ug	< 0.5	< 0.5	< 0.5	< 0.5

Client Sample ID			SV41 FRONT	SV42 FRONT	SV43 FRONT	SV44 FRONT
Sample Matrix			Air	Air	Air	Air
Eurofins Sample No.			S24-Ap0059644	S24-Ap0059645	S24-Ap0059646	S24-Ap0059647
Date Sampled			Apr 20, 2024	Apr 20, 2024	Apr 20, 2024	Apr 20, 2024
Test/Reference	LOR	Unit				
VOCs in Ambient Air by GC/MS						
Naphthalene	0.5	Total ug	< 0.5	< 0.5	< 0.5	< 0.5
p-Isopropyltoluene	0.5	Total ug	< 0.5	< 0.5	< 0.5	< 0.5
sec-Butylbenzene	0.5	Total ug	< 0.5	< 0.5	< 0.5	< 0.5
Styrene	5	Total ug	< 5	< 5	< 5	< 5
tert-Butylbenzene	0.5	Total ug	< 0.5	< 0.5	< 0.5	< 0.5
Tetrachloroethene	0.5	Total ug	< 0.5	< 0.5	< 0.5	< 0.5
Toluene	0.5	Total ug	< 0.5	< 0.5	< 0.5	< 0.5
trans-1.3-Dichloropropene	0.5	Total ug	< 0.5	< 0.5	< 0.5	< 0.5
Trichloroethene	0.5	Total ug	< 0.5	< 0.5	< 0.5	< 0.5
Trichlorofluoromethane	0.5	Total ug	< 0.5	< 0.5	< 0.5	< 0.5
Vinyl chloride	0.5	Total ug	< 0.5	< 0.5	< 0.5	< 0.5
Xylenes - Total*	1.5	Total ug	< 1.5	< 1.5	< 1.5	< 1.5
Fluorobenzene (surr.)	1	%	91	89	88	91
4-Bromofluorobenzene (surr.)	1	%	100	99	96	99
Dibromofluoromethane (surr.)	1	%	99	96	99	96
1.2-Dichlorobenzene	0.5	Total ug	< 0.5	< 0.5	< 0.5	< 0.5
1.2.3-Trichlorobenzene	0.5	Total ug	< 0.5	< 0.5	< 0.5	< 0.5
1.2.4-Trichlorobenzene	0.5	Total ug	< 0.5	< 0.5	< 0.5	< 0.5
1.3-Dichlorobenzene	0.5	Total ug	< 0.5	< 0.5	< 0.5	< 0.5
1.4-Dichlorobenzene	0.5	Total ug	< 0.5	< 0.5	< 0.5	< 0.5
Hexachlorobutadiene	0.5	Total ug	< 0.5	< 0.5	< 0.5	< 0.5
Total Recoverable Hydrocarbons						
TRH C6-C10	20	Total ug	< 20	87	120	< 20
TRH C6-C10 less BTEX (F1)[N04]	20	Total ug	< 20	87	120	< 20
TRH >C10-C16	20	Total ug	< 20	< 20	< 20	< 20
TRH >C10-C16 less Naphthalene (F2)[N01]	20	Total ug	< 20	< 20	< 20	< 20

Client Sample ID			SV45 FRONT	SV46 FRONT	SV47 FRONT	SV49 FRONT
Sample Matrix			Air	Air	Air	Air
Eurofins Sample No.			S24-Ap0059648	S24-Ap0059649	S24-Ap0059650	S24-Ap0059652
Date Sampled			Apr 20, 2024	Apr 20, 2024	Apr 20, 2024	Apr 20, 2024
Test/Reference	LOR	Unit				
Alcohols						
Isopropanol	10	Total ug	< 10	< 10	< 10	< 10
VOCs in Ambient Air by GC/MS						
1.1-Dichloroethane	0.5	Total ug	< 0.5	< 0.5	< 0.5	< 0.5
1.1-Dichloroethene	0.5	Total ug	< 0.5	< 0.5	< 0.5	< 0.5
1.1-Dichloropropene	0.5	Total ug	< 0.5	< 0.5	< 0.5	< 0.5
1.1.1-Trichloroethane	0.5	Total ug	< 0.5	< 0.5	< 0.5	< 0.5
1.1.1.2-Tetrachloroethane	0.5	Total ug	< 0.5	< 0.5	< 0.5	< 0.5
1.1.2-Trichloroethane	0.5	Total ug	< 0.5	< 0.5	< 0.5	< 0.5
1.1.2.2-Tetrachloroethane	0.5	Total ug	< 0.5	< 0.5	< 0.5	< 0.5
1.2-Dibromo-3-chloropropane	0.5	Total ug	< 0.5	< 0.5	< 0.5	< 0.5
1.2-Dibromoethane	0.5	Total ug	< 0.5	< 0.5	< 0.5	< 0.5
1.2-Dichloroethane	0.5	Total ug	< 0.5	< 0.5	< 0.5	< 0.5
1.2-Dichloropropane	0.5	Total ug	< 0.5	< 0.5	< 0.5	< 0.5
1.2.3-Trichloropropane	0.5	Total ug	< 0.5	< 0.5	< 0.5	< 0.5

Client Sample ID			SV45 FRONT	SV46 FRONT	SV47 FRONT	SV49 FRONT
Sample Matrix			Air	Air	Air	Air
Eurofins Sample No.			S24-Ap0059648	S24-Ap0059649	S24-Ap0059650	S24-Ap0059652
Date Sampled			Apr 20, 2024	Apr 20, 2024	Apr 20, 2024	Apr 20, 2024
Test/Reference	LOR	Unit				
VOCs in Ambient Air by GC/MS						
1.2.4-Trimethylbenzene	0.5	Total ug	< 0.5	< 0.5	< 0.5	< 0.5
1.3-Dichloropropane	0.5	Total ug	< 0.5	< 0.5	< 0.5	< 0.5
1.3.5-Trimethylbenzene	0.5	Total ug	< 0.5	< 0.5	< 0.5	< 0.5
2-Chlorotoluene	0.5	Total ug	< 0.5	< 0.5	< 0.5	< 0.5
2.2-Dichloropropane	0.5	Total ug	< 0.5	< 0.5	1.0	< 0.5
4-Chlorotoluene	0.5	Total ug	< 0.5	< 0.5	< 0.5	< 0.5
Benzene	0.5	Total ug	< 0.5	< 0.5	< 0.5	< 0.5
Bromochloromethane	0.5	Total ug	< 0.5	< 0.5	< 0.5	< 0.5
Bromodichloromethane	0.5	Total ug	< 0.5	< 0.5	< 0.5	< 0.5
Bromoform	0.5	Total ug	< 0.5	< 0.5	< 0.5	< 0.5
Carbon Tetrachloride	0.5	Total ug	< 0.5	< 0.5	< 0.5	< 0.5
Chlorobenzene	0.5	Total ug	< 0.5	< 0.5	< 0.5	< 0.5
Chloroform	0.5	Total ug	< 0.5	< 0.5	200	< 0.5
cis-1.2-Dichloroethene	0.5	Total ug	< 0.5	< 0.5	< 0.5	< 0.5
cis-1.3-Dichloropropene	0.5	Total ug	< 0.5	< 0.5	< 0.5	< 0.5
Dibromochloromethane	0.5	Total ug	< 0.5	< 0.5	< 0.5	< 0.5
Dibromomethane	0.5	Total ug	< 0.5	< 0.5	< 0.5	< 0.5
Ethylbenzene	0.5	Total ug	< 0.5	< 0.5	< 0.5	< 0.5
Isopropyl benzene (Cumene)	0.5	Total ug	< 0.5	< 0.5	< 0.5	< 0.5
n-Butylbenzene	0.5	Total ug	< 0.5	< 0.5	< 0.5	< 0.5
n-Propylbenzene	0.5	Total ug	< 0.5	< 0.5	< 0.5	< 0.5
Naphthalene	0.5	Total ug	< 0.5	< 0.5	< 0.5	< 0.5
p-Isopropyltoluene	0.5	Total ug	< 0.5	< 0.5	< 0.5	< 0.5
sec-Butylbenzene	0.5	Total ug	< 0.5	< 0.5	< 0.5	< 0.5
Styrene	5	Total ug	< 5	< 5	< 5	< 5
tert-Butylbenzene	0.5	Total ug	< 0.5	< 0.5	< 0.5	< 0.5
Tetrachloroethene	0.5	Total ug	< 0.5	< 0.5	< 0.5	< 0.5
Toluene	0.5	Total ug	< 0.5	< 0.5	< 0.5	< 0.5
trans-1.3-Dichloropropene	0.5	Total ug	< 0.5	< 0.5	< 0.5	< 0.5
Trichloroethene	0.5	Total ug	< 0.5	< 0.5	< 0.5	< 0.5
Trichlorofluoromethane	0.5	Total ug	< 0.5	< 0.5	< 0.5	< 0.5
Vinyl chloride	0.5	Total ug	< 0.5	< 0.5	< 0.5	< 0.5
Xylenes - Total*	1.5	Total ug	< 1.5	< 1.5	< 1.5	< 1.5
Fluorobenzene (surr.)	1	%	88	87	87	88
4-Bromofluorobenzene (surr.)	1	%	94	96	95	95
Dibromofluoromethane (surr.)	1	%	95	95	98	96
1.2-Dichlorobenzene	0.5	Total ug	< 0.5	< 0.5	< 0.5	< 0.5
1.2.3-Trichlorobenzene	0.5	Total ug	< 0.5	< 0.5	< 0.5	< 0.5
1.2.4-Trichlorobenzene	0.5	Total ug	< 0.5	< 0.5	< 0.5	< 0.5
1.3-Dichlorobenzene	0.5	Total ug	< 0.5	< 0.5	< 0.5	< 0.5
1.4-Dichlorobenzene	0.5	Total ug	< 0.5	< 0.5	< 0.5	< 0.5
Hexachlorobutadiene	0.5	Total ug	< 0.5	< 0.5	< 0.5	< 0.5
Total Recoverable Hydrocarbons						
TRH C6-C10	20	Total ug	< 20	< 20	120	< 20
TRH C6-C10 less BTEX (F1)[N04]	20	Total ug	< 20	< 20	120	< 20
TRH >C10-C16	20	Total ug	< 20	< 20	< 20	< 20
TRH >C10-C16 less Naphthalene (F2)[N01]	20	Total ug	< 20	< 20	< 20	< 20

Client Sample ID			SV50 FRONT	FB FRONT	SV41 BACK	SV42 BACK
Sample Matrix			Air	Air	Air	Air
Eurofins Sample No.			S24-Ap0059653	S24-Ap0059654	S24-Ap0059655	S24-Ap0059656
Date Sampled			Apr 20, 2024	Apr 20, 2024	Apr 20, 2024	Apr 20, 2024
Test/Reference	LOR	Unit				
Alcohols						
Isopropanol	10	Total ug	< 10	< 10	< 10	< 10
VOCs in Ambient Air by GC/MS						
1.1-Dichloroethane	0.5	Total ug	< 0.5	< 0.5	< 0.5	< 0.5
1.1-Dichloroethene	0.5	Total ug	< 0.5	< 0.5	< 0.5	< 0.5
1.1-Dichloropropene	0.5	Total ug	< 0.5	< 0.5	< 0.5	< 0.5
1.1.1-Trichloroethane	0.5	Total ug	< 0.5	< 0.5	< 0.5	< 0.5
1.1.1.2-Tetrachloroethane	0.5	Total ug	< 0.5	< 0.5	< 0.5	< 0.5
1.1.2-Trichloroethane	0.5	Total ug	< 0.5	< 0.5	< 0.5	< 0.5
1.1.2.2-Tetrachloroethane	0.5	Total ug	< 0.5	< 0.5	< 0.5	< 0.5
1.2-Dibromo-3-chloropropane	0.5	Total ug	< 0.5	< 0.5	< 0.5	< 0.5
1.2-Dibromoethane	0.5	Total ug	< 0.5	< 0.5	< 0.5	< 0.5
1.2-Dichloroethane	0.5	Total ug	< 0.5	< 0.5	< 0.5	< 0.5
1.2-Dichloropropane	0.5	Total ug	< 0.5	< 0.5	< 0.5	< 0.5
1.2.3-Trichloropropane	0.5	Total ug	< 0.5	< 0.5	< 0.5	< 0.5
1.2.4-Trimethylbenzene	0.5	Total ug	< 0.5	< 0.5	< 0.5	< 0.5
1.3-Dichloropropane	0.5	Total ug	< 0.5	< 0.5	< 0.5	< 0.5
1.3.5-Trimethylbenzene	0.5	Total ug	< 0.5	< 0.5	< 0.5	< 0.5
2-Chlorotoluene	0.5	Total ug	< 0.5	< 0.5	< 0.5	< 0.5
2.2-Dichloropropane	0.5	Total ug	< 0.5	< 0.5	< 0.5	< 0.5
4-Chlorotoluene	0.5	Total ug	< 0.5	< 0.5	< 0.5	< 0.5
Benzene	0.5	Total ug	< 0.5	< 0.5	< 0.5	< 0.5
Bromochloromethane	0.5	Total ug	< 0.5	< 0.5	< 0.5	< 0.5
Bromodichloromethane	0.5	Total ug	< 0.5	< 0.5	< 0.5	< 0.5
Bromoform	0.5	Total ug	< 0.5	< 0.5	< 0.5	< 0.5
Carbon Tetrachloride	0.5	Total ug	< 0.5	< 0.5	< 0.5	< 0.5
Chlorobenzene	0.5	Total ug	< 0.5	< 0.5	< 0.5	< 0.5
Chloroform	0.5	Total ug	< 0.5	< 0.5	< 0.5	< 0.5
cis-1.2-Dichloroethene	0.5	Total ug	< 0.5	< 0.5	< 0.5	< 0.5
cis-1.3-Dichloropropene	0.5	Total ug	< 0.5	< 0.5	< 0.5	< 0.5
Dibromochloromethane	0.5	Total ug	< 0.5	< 0.5	< 0.5	< 0.5
Dibromomethane	0.5	Total ug	< 0.5	< 0.5	< 0.5	< 0.5
Ethylbenzene	0.5	Total ug	< 0.5	< 0.5	< 0.5	< 0.5
Isopropyl benzene (Cumene)	0.5	Total ug	< 0.5	< 0.5	< 0.5	< 0.5
n-Butylbenzene	0.5	Total ug	< 0.5	< 0.5	< 0.5	< 0.5
n-Propylbenzene	0.5	Total ug	< 0.5	< 0.5	< 0.5	< 0.5
Naphthalene	0.5	Total ug	< 0.5	< 0.5	< 0.5	< 0.5
p-Isopropyltoluene	0.5	Total ug	< 0.5	< 0.5	< 0.5	< 0.5
sec-Butylbenzene	0.5	Total ug	< 0.5	< 0.5	< 0.5	< 0.5
Styrene	5	Total ug	< 5	< 5	< 5	< 5
tert-Butylbenzene	0.5	Total ug	< 0.5	< 0.5	< 0.5	< 0.5
Tetrachloroethene	0.5	Total ug	< 0.5	< 0.5	< 0.5	< 0.5
Toluene	0.5	Total ug	< 0.5	< 0.5	< 0.5	< 0.5
trans-1.3-Dichloropropene	0.5	Total ug	< 0.5	< 0.5	< 0.5	< 0.5
Trichloroethene	0.5	Total ug	< 0.5	< 0.5	< 0.5	< 0.5
Trichlorofluoromethane	0.5	Total ug	< 0.5	< 0.5	< 0.5	< 0.5
Vinyl chloride	0.5	Total ug	< 0.5	< 0.5	< 0.5	< 0.5
Xylenes - Total*	1.5	Total ug	< 1.5	< 1.5	< 1.5	< 1.5
Fluorobenzene (surr.)	1	%	86	86	91	90
4-Bromofluorobenzene (surr.)	1	%	94	96	100	101

Client Sample ID			SV50 FRONT	FB FRONT	SV41 BACK	SV42 BACK
Sample Matrix			Air	Air	Air	Air
Eurofins Sample No.			S24-Ap0059653	S24-Ap0059654	S24-Ap0059655	S24-Ap0059656
Date Sampled			Apr 20, 2024	Apr 20, 2024	Apr 20, 2024	Apr 20, 2024
Test/Reference	LOR	Unit				
VOCs in Ambient Air by GC/MS						
Dibromofluoromethane (surr.)	1	%	95	96	99	99
1.2-Dichlorobenzene	0.5	Total ug	< 0.5	< 0.5	< 0.5	< 0.5
1.2.3-Trichlorobenzene	0.5	Total ug	< 0.5	< 0.5	< 0.5	< 0.5
1.2.4-Trichlorobenzene	0.5	Total ug	< 0.5	< 0.5	< 0.5	< 0.5
1.3-Dichlorobenzene	0.5	Total ug	< 0.5	< 0.5	< 0.5	< 0.5
1.4-Dichlorobenzene	0.5	Total ug	< 0.5	< 0.5	< 0.5	< 0.5
Hexachlorobutadiene	0.5	Total ug	< 0.5	< 0.5	< 0.5	< 0.5
Total Recoverable Hydrocarbons						
TRH C6-C10	20	Total ug	< 20	< 20	< 20	< 20
TRH C6-C10 less BTEX (F1)[N04]	20	Total ug	< 20	< 20	< 20	< 20
TRH >C10-C16	20	Total ug	< 20	< 20	< 20	< 20
TRH >C10-C16 less Naphthalene (F2)[N01]	20	Total ug	< 20	< 20	< 20	< 20

Client Sample ID			SV43 BACK	SV44 BACK	SV45 BACK	SV46 BACK
Sample Matrix			Air	Air	Air	Air
Eurofins Sample No.			S24-Ap0059657	S24-Ap0059658	S24-Ap0059659	S24-Ap0059660
Date Sampled			Apr 20, 2024	Apr 20, 2024	Apr 20, 2024	Apr 20, 2024
Test/Reference	LOR	Unit				
Alcohols						
Isopropanol	10	Total ug	< 10	< 10	< 10	< 10
VOCs in Ambient Air by GC/MS						
1.1-Dichloroethane	0.5	Total ug	< 0.5	< 0.5	< 0.5	< 0.5
1.1-Dichloroethene	0.5	Total ug	< 0.5	< 0.5	< 0.5	< 0.5
1.1-Dichloropropene	0.5	Total ug	< 0.5	< 0.5	< 0.5	< 0.5
1.1.1-Trichloroethane	0.5	Total ug	< 0.5	< 0.5	< 0.5	< 0.5
1.1.1.2-Tetrachloroethane	0.5	Total ug	< 0.5	< 0.5	< 0.5	< 0.5
1.1.2-Trichloroethane	0.5	Total ug	< 0.5	< 0.5	< 0.5	< 0.5
1.1.2.2-Tetrachloroethane	0.5	Total ug	< 0.5	< 0.5	< 0.5	< 0.5
1.2-Dibromo-3-chloropropane	0.5	Total ug	< 0.5	< 0.5	< 0.5	< 0.5
1.2-Dibromoethane	0.5	Total ug	< 0.5	< 0.5	< 0.5	< 0.5
1.2-Dichloroethane	0.5	Total ug	< 0.5	< 0.5	< 0.5	< 0.5
1.2-Dichloropropane	0.5	Total ug	< 0.5	< 0.5	< 0.5	< 0.5
1.2.3-Trichloropropane	0.5	Total ug	< 0.5	< 0.5	< 0.5	< 0.5
1.2.4-Trimethylbenzene	0.5	Total ug	< 0.5	< 0.5	< 0.5	< 0.5
1.3-Dichloropropane	0.5	Total ug	< 0.5	< 0.5	< 0.5	< 0.5
1.3.5-Trimethylbenzene	0.5	Total ug	< 0.5	< 0.5	< 0.5	< 0.5
2-Chlorotoluene	0.5	Total ug	< 0.5	< 0.5	< 0.5	< 0.5
2.2-Dichloropropane	0.5	Total ug	< 0.5	< 0.5	< 0.5	< 0.5
4-Chlorotoluene	0.5	Total ug	< 0.5	< 0.5	< 0.5	< 0.5
Benzene	0.5	Total ug	< 0.5	< 0.5	< 0.5	< 0.5
Bromochloromethane	0.5	Total ug	< 0.5	< 0.5	< 0.5	< 0.5
Bromodichloromethane	0.5	Total ug	< 0.5	< 0.5	< 0.5	< 0.5
Bromoform	0.5	Total ug	< 0.5	< 0.5	< 0.5	< 0.5
Carbon Tetrachloride	0.5	Total ug	< 0.5	< 0.5	< 0.5	< 0.5
Chlorobenzene	0.5	Total ug	< 0.5	< 0.5	< 0.5	< 0.5
Chloroform	0.5	Total ug	< 0.5	< 0.5	< 0.5	< 0.5
cis-1.2-Dichloroethene	0.5	Total ug	< 0.5	< 0.5	< 0.5	< 0.5

Client Sample ID			SV43 BACK	SV44 BACK	SV45 BACK	SV46 BACK
Sample Matrix			Air	Air	Air	Air
Eurofins Sample No.			S24-Ap0059657	S24-Ap0059658	S24-Ap0059659	S24-Ap0059660
Date Sampled			Apr 20, 2024	Apr 20, 2024	Apr 20, 2024	Apr 20, 2024
Test/Reference	LOR	Unit				
VOCs in Ambient Air by GC/MS						
cis-1.3-Dichloropropene	0.5	Total ug	< 0.5	< 0.5	< 0.5	< 0.5
Dibromochloromethane	0.5	Total ug	< 0.5	< 0.5	< 0.5	< 0.5
Dibromomethane	0.5	Total ug	< 0.5	< 0.5	< 0.5	< 0.5
Ethylbenzene	0.5	Total ug	< 0.5	< 0.5	< 0.5	< 0.5
Isopropyl benzene (Cumene)	0.5	Total ug	< 0.5	< 0.5	< 0.5	< 0.5
n-Butylbenzene	0.5	Total ug	< 0.5	< 0.5	< 0.5	< 0.5
n-Propylbenzene	0.5	Total ug	< 0.5	< 0.5	< 0.5	< 0.5
Naphthalene	0.5	Total ug	< 0.5	< 0.5	< 0.5	< 0.5
p-Isopropyltoluene	0.5	Total ug	< 0.5	< 0.5	< 0.5	< 0.5
sec-Butylbenzene	0.5	Total ug	< 0.5	< 0.5	< 0.5	< 0.5
Styrene	5	Total ug	< 5	< 5	< 5	< 5
tert-Butylbenzene	0.5	Total ug	< 0.5	< 0.5	< 0.5	< 0.5
Tetrachloroethene	0.5	Total ug	< 0.5	< 0.5	< 0.5	< 0.5
Toluene	0.5	Total ug	< 0.5	< 0.5	< 0.5	< 0.5
trans-1.3-Dichloropropene	0.5	Total ug	< 0.5	< 0.5	< 0.5	< 0.5
Trichloroethene	0.5	Total ug	< 0.5	< 0.5	< 0.5	< 0.5
Trichlorofluoromethane	0.5	Total ug	< 0.5	< 0.5	< 0.5	< 0.5
Vinyl chloride	0.5	Total ug	< 0.5	< 0.5	< 0.5	< 0.5
Xylenes - Total*	1.5	Total ug	< 1.5	< 1.5	< 1.5	< 1.5
Fluorobenzene (surr.)	1	%	91	90	90	89
4-Bromofluorobenzene (surr.)	1	%	99	98	98	98
Dibromofluoromethane (surr.)	1	%	95	95	96	95
1.2-Dichlorobenzene	0.5	Total ug	< 0.5	< 0.5	< 0.5	< 0.5
1.2.3-Trichlorobenzene	0.5	Total ug	< 0.5	< 0.5	< 0.5	< 0.5
1.2.4-Trichlorobenzene	0.5	Total ug	< 0.5	< 0.5	< 0.5	< 0.5
1.3-Dichlorobenzene	0.5	Total ug	< 0.5	< 0.5	< 0.5	< 0.5
1.4-Dichlorobenzene	0.5	Total ug	< 0.5	< 0.5	< 0.5	< 0.5
Hexachlorobutadiene	0.5	Total ug	< 0.5	< 0.5	< 0.5	< 0.5
Total Recoverable Hydrocarbons						
TRH C6-C10	20	Total ug	< 20	< 20	< 20	< 20
TRH C6-C10 less BTEX (F1)[N04]	20	Total ug	< 20	< 20	< 20	< 20
TRH >C10-C16	20	Total ug	< 20	< 20	< 20	< 20
TRH >C10-C16 less Naphthalene (F2)[N01]	20	Total ug	< 20	< 20	< 20	< 20

Client Sample ID			SV47 BACK	SV49 BACK	SV50 BACK	FB BACK
Sample Matrix			Air	Air	Air	Air
Eurofins Sample No.			S24-Ap0059661	S24-Ap0059663	S24-Ap0059664	S24-Ap0059665
Date Sampled			Apr 20, 2024	Apr 20, 2024	Apr 20, 2024	Apr 20, 2024
Test/Reference	LOR	Unit				
Alcohols						
Isopropanol	10	Total ug	< 10	< 10	< 10	< 10
VOCs in Ambient Air by GC/MS						
1.1-Dichloroethane	0.5	Total ug	< 0.5	< 0.5	< 0.5	< 0.5
1.1-Dichloroethene	0.5	Total ug	< 0.5	< 0.5	< 0.5	< 0.5
1.1-Dichloropropene	0.5	Total ug	< 0.5	< 0.5	< 0.5	< 0.5
1.1.1-Trichloroethane	0.5	Total ug	< 0.5	< 0.5	< 0.5	< 0.5
1.1.1.2-Tetrachloroethane	0.5	Total ug	< 0.5	< 0.5	< 0.5	< 0.5

Client Sample ID			SV47 BACK	SV49 BACK	SV50 BACK	FB BACK
Sample Matrix			Air	Air	Air	Air
Eurofins Sample No.			S24-Ap0059661	S24-Ap0059663	S24-Ap0059664	S24-Ap0059665
Date Sampled			Apr 20, 2024	Apr 20, 2024	Apr 20, 2024	Apr 20, 2024
Test/Reference	LOR	Unit				
VOCs in Ambient Air by GC/MS						
1.1.2-Trichloroethane	0.5	Total ug	< 0.5	< 0.5	< 0.5	< 0.5
1.1.2.2-Tetrachloroethane	0.5	Total ug	< 0.5	< 0.5	< 0.5	< 0.5
1.2-Dibromo-3-chloropropane	0.5	Total ug	< 0.5	< 0.5	< 0.5	< 0.5
1.2-Dibromoethane	0.5	Total ug	< 0.5	< 0.5	< 0.5	< 0.5
1.2-Dichloroethane	0.5	Total ug	< 0.5	< 0.5	< 0.5	< 0.5
1.2-Dichloropropane	0.5	Total ug	< 0.5	< 0.5	< 0.5	< 0.5
1.2.3-Trichloropropane	0.5	Total ug	< 0.5	< 0.5	< 0.5	< 0.5
1.2.4-Trimethylbenzene	0.5	Total ug	< 0.5	< 0.5	< 0.5	< 0.5
1.3-Dichloropropane	0.5	Total ug	< 0.5	< 0.5	< 0.5	< 0.5
1.3.5-Trimethylbenzene	0.5	Total ug	< 0.5	< 0.5	< 0.5	< 0.5
2-Chlorotoluene	0.5	Total ug	< 0.5	< 0.5	< 0.5	< 0.5
2.2-Dichloropropane	0.5	Total ug	< 0.5	< 0.5	< 0.5	< 0.5
4-Chlorotoluene	0.5	Total ug	< 0.5	< 0.5	< 0.5	< 0.5
Benzene	0.5	Total ug	< 0.5	< 0.5	< 0.5	< 0.5
Bromochloromethane	0.5	Total ug	< 0.5	< 0.5	< 0.5	< 0.5
Bromodichloromethane	0.5	Total ug	< 0.5	< 0.5	< 0.5	< 0.5
Bromoform	0.5	Total ug	< 0.5	< 0.5	< 0.5	< 0.5
Carbon Tetrachloride	0.5	Total ug	< 0.5	< 0.5	< 0.5	< 0.5
Chlorobenzene	0.5	Total ug	< 0.5	< 0.5	< 0.5	< 0.5
Chloroform	0.5	Total ug	0.6	< 0.5	< 0.5	< 0.5
cis-1.2-Dichloroethene	0.5	Total ug	< 0.5	< 0.5	< 0.5	< 0.5
cis-1.3-Dichloropropene	0.5	Total ug	< 0.5	< 0.5	< 0.5	< 0.5
Dibromochloromethane	0.5	Total ug	< 0.5	< 0.5	< 0.5	< 0.5
Dibromomethane	0.5	Total ug	< 0.5	< 0.5	< 0.5	< 0.5
Ethylbenzene	0.5	Total ug	< 0.5	< 0.5	< 0.5	< 0.5
Isopropyl benzene (Cumene)	0.5	Total ug	< 0.5	< 0.5	< 0.5	< 0.5
n-Butylbenzene	0.5	Total ug	< 0.5	< 0.5	< 0.5	< 0.5
n-Propylbenzene	0.5	Total ug	< 0.5	< 0.5	< 0.5	< 0.5
Naphthalene	0.5	Total ug	< 0.5	< 0.5	< 0.5	< 0.5
p-Isopropyltoluene	0.5	Total ug	< 0.5	< 0.5	< 0.5	< 0.5
sec-Butylbenzene	0.5	Total ug	< 0.5	< 0.5	< 0.5	< 0.5
Styrene	5	Total ug	< 5	< 5	< 5	< 5
tert-Butylbenzene	0.5	Total ug	< 0.5	< 0.5	< 0.5	< 0.5
Tetrachloroethene	0.5	Total ug	< 0.5	< 0.5	< 0.5	< 0.5
Toluene	0.5	Total ug	< 0.5	< 0.5	< 0.5	< 0.5
trans-1.3-Dichloropropene	0.5	Total ug	< 0.5	< 0.5	< 0.5	< 0.5
Trichloroethene	0.5	Total ug	< 0.5	< 0.5	< 0.5	< 0.5
Trichlorofluoromethane	0.5	Total ug	< 0.5	< 0.5	< 0.5	< 0.5
Vinyl chloride	0.5	Total ug	< 0.5	< 0.5	< 0.5	< 0.5
Xylenes - Total*	1.5	Total ug	< 1.5	< 1.5	< 1.5	< 1.5
Fluorobenzene (surr.)	1	%	89	89	89	89
4-Bromofluorobenzene (surr.)	1	%	97	97	97	97
Dibromofluoromethane (surr.)	1	%	95	96	95	95
1.2-Dichlorobenzene	0.5	Total ug	< 0.5	< 0.5	< 0.5	< 0.5
1.2.3-Trichlorobenzene	0.5	Total ug	< 0.5	< 0.5	< 0.5	< 0.5
1.2.4-Trichlorobenzene	0.5	Total ug	< 0.5	< 0.5	< 0.5	< 0.5
1.3-Dichlorobenzene	0.5	Total ug	< 0.5	< 0.5	< 0.5	< 0.5
1.4-Dichlorobenzene	0.5	Total ug	< 0.5	< 0.5	< 0.5	< 0.5
Hexachlorobutadiene	0.5	Total ug	< 0.5	< 0.5	< 0.5	< 0.5

Client Sample ID			SV47 BACK	SV49 BACK	SV50 BACK	FB BACK
Sample Matrix			Air	Air	Air	Air
Eurofins Sample No.			S24-Ap0059661	S24-Ap0059663	S24-Ap0059664	S24-Ap0059665
Date Sampled			Apr 20, 2024	Apr 20, 2024	Apr 20, 2024	Apr 20, 2024
Test/Reference	LOR	Unit				
Total Recoverable Hydrocarbons						
TRH C6-C10	20	Total ug	< 20	< 20	< 20	< 20
TRH C6-C10 less BTEX (F1)[N04]	20	Total ug	< 20	< 20	< 20	< 20
TRH >C10-C16	20	Total ug	< 20	< 20	< 20	< 20
TRH >C10-C16 less Naphthalene (F2)[N01]	20	Total ug	< 20	< 20	< 20	< 20

Sample History

Where samples are submitted/analysed over several days, the last date of extraction is reported.

If the date and time of sampling are not provided, the Laboratory will not be responsible for compromised results should testing be performed outside the recommended holding time.

Description	Testing Site	Extracted	Holding Time
Alcohols	Melbourne	Apr 23, 2024	14 Days
- Method: LTM-ORG-2260 Determination of Alcohols in Water and Soil by Headspace GC-MS			
VOCs in Ambient Air by GC/MS	Melbourne	Apr 23, 2024	14 Days
- Method: LTM-ORG-2030 VOCs in Ambient Air by GC/MS			
VOC AIR-TRH (Total Recoverable Hydrocarbons)			
Total Recoverable Hydrocarbons	Melbourne	Apr 23, 2024	7 Days
- Method: LTM-ORG-2010 TRH C6-C40			

eurofins

web: www.eurofins.com.au
email: EnviroSales@eurofins.com

Eurofins Environment Testing Australia Pty Ltd
ABN: 50 005 085 521

Melbourne	Geelong	Sydney	Canberra	Brisbane	Newcastle
6 Monterey Road	19/8 Lewalan Street	179 Magowar Road	Unit 1,2 Dacre Street	1/21 Smallwood Place	1/2 Frost Drive
Dandenong South	Grovedale	Girraween	Mitchell	Murarrie	Mayfield West
VIC 3175	VIC 3216	NSW 2145	ACT 2911	QLD 4172	NSW 2304
+61 3 8564 5000	+61 3 8564 5000	+61 2 9900 8400	+61 2 6113 8091	T: +61 7 3902 4600	+61 2 4968 8448
NATA# 1261	NATA# 1261	NATA# 1261	NATA# 1261	NATA# 1261	NATA# 1261
Site# 1254	Site# 25403	Site# 18217	Site# 25466	Site# 20794	Site# 25079 & 25289

Eurofins ARL Pty Ltd
ABN: 91 05 0159 898

Perth
46-48 Banksia Road
Welshpool
WA 6106
+61 8 6253 4444
NATA# 2377
Site# 2370

Eurofins ProMicro Pty Ltd
ABN: 47 009 120 549

Perth ProMicro
46-48 Banksia Road
Welshpool
WA 6106
+61 8 6253 4444
NATA# 2561
Site# 2554

Eurofins Environment Testing NZ Ltd
NZBN: 9429046024954

Auckland	Auckland (Focus)	Christchurch	Tauranga
35 O'Rorke Road	Unit C1/4 Pacific Rise,	43 Detroit Drive	1277 Cameron Road,
Penrose,	Mount Wellington,	Rolleston,	Gate Pa,
Auckland 1061	Auckland 1061	Christchurch 7675	Tauranga 3112
+64 9 526 4551	+64 9 525 0568	+64 3 343 5201	+64 9 525 0568
IANZ# 1327	IANZ# 1308	IANZ# 1290	IANZ# 1402

Company Name: Senversa Pty Ltd NSW
Address: Level 24, 1 Market Street
SYDNEY
NSW 2000

Project Name: SMITHFIELD
Project ID: 21182

Order No.:
Report #: 1090330
Phone: 02 9994 8016
Fax: 03 9606 0074

Received: Apr 22, 2024 1:45 PM
Due: Apr 30, 2024
Priority: 5 Day
Contact Name: Julia Nicholson

Eurofins Analytical Services Manager : Adam Bateup

Sample Detail						Asbestos - WA guidelines	HOLD	HOLD	Isopropanol	Polychlorinated Biphenyls	Suite B13: OCP/PCB	VOC AIR-TRH (Total Recoverable Hydrocarbons)	BTEX and Naphthalene	Volatile Organics	Moisture Set	VOCs in Ambient Air by GC/MS	Eurofins Suite B7	Per- and Polyfluoroalkyl Substances (PFASs)	BTEX and Naphthalene	Eurofins Suite B7 (PAH trace level)
Melbourne Laboratory - NATA # 1261 Site # 1254							X		X			X	X	X		X	X		X	X
Sydney Laboratory - NATA # 1261 Site # 18217						X		X		X	X	X	X	X	X	X	X	X	X	X
External Laboratory																				
No	**Sample ID**	**Sample Date**	**Sampling Time**	**Matrix**	**LAB ID**															
1	SV41 FRONT	Apr 20, 2024		Air	S24-Ap0059644				X			X				X				
2	SV42 FRONT	Apr 20, 2024		Air	S24-Ap0059645				X			X				X				
3	SV43 FRONT	Apr 20, 2024		Air	S24-Ap0059646				X			X				X				
4	SV44 FRONT	Apr 20, 2024		Air	S24-Ap0059647				X			X				X				
5	SV45 FRONT	Apr 20, 2024		Air	S24-Ap0059648				X			X				X				
6	SV46 FRONT	Apr 20, 2024		Air	S24-Ap0059649				X			X				X				
7	SV47 FRONT	Apr 20, 2024		Air	S24-Ap0059650				X			X				X				
8	SV49 FRONT	Apr 20, 2024		Air	S24-Ap0059652				X			X				X				
9	SV50 FRONT	Apr 20, 2024		Air	S24-Ap0059653				X			X				X				
10	FB FRONT	Apr 20, 2024		Air	S24-Ap0059654				X			X				X				
11	SV41 BACK	Apr 20, 2024		Air	S24-Ap0059655				X			X				X				
12	SV42 BACK	Apr 20, 2024		Air	S24-Ap0059656				X			X				X				

eurofins

web: www.eurofins.com.au
email: EnviroSales@eurofins.com

Eurofins Environment Testing Australia Pty Ltd
ABN: 50 005 085 521

Melbourne	Geelong	Sydney	Canberra	Brisbane	Newcastle
6 Monterey Road	19/8 Lewalan Street	179 Magowar Road	Unit 1,2 Dacre Street	1/21 Smallwood Place	1/2 Frost Drive
Dandenong South	Grovedale	Girraween	Mitchell	Murarrie	Mayfield West
VIC 3175	VIC 3216	NSW 2145	ACT 2911	QLD 4172	NSW 2304
+61 3 8564 5000	+61 3 8564 5000	+61 2 9900 8400	+61 2 6113 8091	T: +61 7 3902 4600	+61 2 4968 8448
NATA# 1261	NATA# 1261	NATA# 1261	NATA# 1261	NATA# 1261	NATA# 1261
Site# 1254	Site# 25403	Site# 18217	Site# 25466	Site# 20794	Site# 25079 & 25289

Eurofins ARL Pty Ltd
ABN: 91 05 0159 898

Perth
46-48 Banksia Road
Welshpool
WA 6106
+61 8 6253 4444
NATA# 2377
Site# 2370

Eurofins ProMicro Pty Ltd
ABN: 47 009 120 549

Perth ProMicro
46-48 Banksia Road
Welshpool
WA 6106
+61 8 6253 4444
NATA# 2561
Site# 2554

Eurofins Environment Testing NZ Ltd
NZBN: 9429046024954

Auckland	Auckland (Focus)	Christchurch	Tauranga
35 O'Rorke Road	Unit C1/4 Pacific Rise,	43 Detroit Drive	1277 Cameron Road,
Penrose,	Mount Wellington,	Rolleston,	Gate Pa,
Auckland 1061	Auckland 1061	Christchurch 7675	Tauranga 3112
+64 9 526 4551	+64 9 525 0568	+64 3 343 5201	+64 9 525 0568
IANZ# 1327	IANZ# 1308	IANZ# 1290	IANZ# 1402

Company Name: Senversa Pty Ltd NSW
Address: Level 24, 1 Market Street
SYDNEY
NSW 2000

Order No.:
Report #: 1090330
Phone: 02 9994 8016
Fax: 03 9606 0074

Received: Apr 22, 2024 1:45 PM
Due: Apr 30, 2024
Priority: 5 Day
Contact Name: Julia Nicholson

Project Name: SMITHFIELD
Project ID: 21182

Eurofins Analytical Services Manager : Adam Bateup

Sample Detail						Asbestos - WA guidelines	HOLD	HOLD	Isopropanol	Polychlorinated Biphenyls	Suite B13: OCP/PCB	VOC AIR-TRH (Total Recoverable Hydrocarbons)	BTEX and Naphthalene	Volatile Organics	Moisture Set	VOCs in Ambient Air by GC/MS	Eurofins Suite B7	Per- and Polyfluoroalkyl Substances (PFASs)	BTEX and Naphthalene	Eurofins Suite B7 (PAH trace level)
Melbourne Laboratory - NATA # 1261 Site # 1254							X		X			X	X	X		X	X		X	X
Sydney Laboratory - NATA # 1261 Site # 18217						X		X		X	X	X	X	X	X	X	X	X	X	X
13	SV43 BACK	Apr 20, 2024		Air	S24-Ap0059657				X			X				X				
14	SV44 BACK	Apr 20, 2024		Air	S24-Ap0059658				X			X				X				
15	SV45 BACK	Apr 20, 2024		Air	S24-Ap0059659				X			X				X				
16	SV46 BACK	Apr 20, 2024		Air	S24-Ap0059660				X			X				X				
17	SV47 BACK	Apr 20, 2024		Air	S24-Ap0059661				X			X				X				
18	SV49 BACK	Apr 20, 2024		Air	S24-Ap0059663				X			X				X				
19	SV50 BACK	Apr 20, 2024		Air	S24-Ap0059664				X			X				X				
20	FB BACK	Apr 20, 2024		Air	S24-Ap0059665				X			X				X				
21	MW03	Apr 20, 2024		Water	S24-Ap0059666									X				X		X
22	RINSATE	Apr 20, 2024		Water	S24-Ap0059667									X				X		X
23	FIELD BLANK	Apr 20, 2024		Water	S24-Ap0059668													X		
24	TS	Apr 20, 2024		Water	S24-Ap0059669														X	
25	TB	Apr 20, 2024		Water	S24-Ap0059670								X							
26	SS1	Apr 20, 2024		Soil	S24-Ap0059671					X					X					
27	SB36_0-0.1	Apr 20, 2024		Soil	S24-Ap0059672	X					X			X	X		X	X		

eurofins

web: www.eurofins.com.au
email: EnviroSales@eurofins.com

Eurofins Environment Testing Australia Pty Ltd
ABN: 50 005 085 521

Melbourne	Geelong	Sydney	Canberra	Brisbane	Newcastle
6 Monterey Road	19/8 Lewalan Street	179 Magowar Road	Unit 1,2 Dacre Street	1/21 Smallwood Place	1/2 Frost Drive
Dandenong South	Grovedale	Girraween	Mitchell	Murarrie	Mayfield West
VIC 3175	VIC 3216	NSW 2145	ACT 2911	QLD 4172	NSW 2304
+61 3 8564 5000	+61 3 8564 5000	+61 2 9900 8400	+61 2 6113 8091	T: +61 7 3902 4600	+61 2 4968 8448
NATA# 1261	NATA# 1261	NATA# 1261	NATA# 1261	NATA# 1261	NATA# 1261
Site# 1254	Site# 25403	Site# 18217	Site# 25466	Site# 20794	Site# 25079 & 25289

Eurofins ARL Pty Ltd
ABN: 91 05 0159 898

Perth
46-48 Banksia Road
Welshpool
WA 6106
+61 8 6253 4444
NATA# 2377
Site# 2370

Eurofins ProMicro Pty Ltd
ABN: 47 009 120 549

Perth ProMicro
46-48 Banksia Road
Welshpool
WA 6106
+61 8 6253 4444
NATA# 2561
Site# 2554

Eurofins Environment Testing NZ Ltd
NZBN: 9429046024954

Auckland	Auckland (Focus)	Christchurch	Tauranga
35 O'Rorke Road	Unit C1/4 Pacific Rise,	43 Detroit Drive	1277 Cameron Road,
Penrose,	Mount Wellington,	Rolleston,	Gate Pa,
Auckland 1061	Auckland 1061	Christchurch 7675	Tauranga 3112
+64 9 526 4551	+64 9 525 0568	+64 3 343 5201	+64 9 525 0568
IANZ# 1327	IANZ# 1308	IANZ# 1290	IANZ# 1402

Company Name: Senversa Pty Ltd NSW
Address: Level 24, 1 Market Street
SYDNEY
NSW 2000

Project Name: SMITHFIELD
Project ID: 21182

Order No.:
Report #: 1090330
Phone: 02 9994 8016
Fax: 03 9606 0074

Received: Apr 22, 2024 1:45 PM
Due: Apr 30, 2024
Priority: 5 Day
Contact Name: Julia Nicholson

Eurofins Analytical Services Manager : Adam Bateup

Sample Detail						Asbestos - WA guidelines	HOLD	HOLD	Isopropanol	Polychlorinated Biphenyls	Suite B13: OCP/PCB	VOC AIR-TRH (Total Recoverable Hydrocarbons)	BTEX and Naphthalene	Volatile Organics	Moisture Set	VOCs in Ambient Air by GC/MS	Eurofins Suite B7	Per- and Polyfluoroalkyl Substances (PFASs)	BTEX and Naphthalene	Eurofins Suite B7 (PAH trace level)
Melbourne Laboratory - NATA # 1261 Site # 1254							X		X			X	X	X		X	X		X	X
Sydney Laboratory - NATA # 1261 Site # 18217						X		X		X	X	X	X	X	X	X	X	X	X	X
28	SB36_1-1.1	Apr 20, 2024		Soil	S24-Ap0059673										X		X			
29	SB37_0-0.1	Apr 20, 2024		Soil	S24-Ap0059674	X								X	X		X			
30	SB37_0.5-0.6	Apr 20, 2024		Soil	S24-Ap0059675										X		X			
31	SB38_0.5-0.6	Apr 20, 2024		Soil	S24-Ap0059676									X	X		X			
32	SB38_2.4-2.5	Apr 20, 2024		Soil	S24-Ap0059677										X		X			
33	SB39_0-0.1	Apr 20, 2024		Soil	S24-Ap0059678	X									X		X	X		
34	SB39_2-2.1	Apr 20, 2024		Soil	S24-Ap0059679										X		X			
35	SB40_0.15-0.25	Apr 20, 2024		Soil	S24-Ap0059680	X									X		X			
36	SB40_0.5-0.6	Apr 20, 2024		Soil	S24-Ap0059681										X		X			
37	SB41_0.15-0.25	Apr 20, 2024		Soil	S24-Ap0059682	X								X	X		X			
38	SB41_1-1.1	Apr 20, 2024		Soil	S24-Ap0059683										X		X			
39	SB41_1.9-2.0	Apr 20, 2024		Soil	S24-Ap0059684										X		X			
40	SB42_0-0.1	Apr 20, 2024		Soil	S24-Ap0059685									X	X		X			

eurofins

web: www.eurofins.com.au
email: EnviroSales@eurofins.com

Eurofins Environment Testing Australia Pty Ltd
ABN: 50 005 085 521

Melbourne	Geelong	Sydney	Canberra	Brisbane	Newcastle
6 Monterey Road	19/8 Lewalan Street	179 Magowar Road	Unit 1,2 Dacre Street	1/21 Smallwood Place	1/2 Frost Drive
Dandenong South	Grovedale	Girraween	Mitchell	Murarrie	Mayfield West
VIC 3175	VIC 3216	NSW 2145	ACT 2911	QLD 4172	NSW 2304
+61 3 8564 5000	+61 3 8564 5000	+61 2 9900 8400	+61 2 6113 8091	T: +61 7 3902 4600	+61 2 4968 8448
NATA# 1261	NATA# 1261	NATA# 1261	NATA# 1261	NATA# 1261	NATA# 1261
Site# 1254	Site# 25403	Site# 18217	Site# 25466	Site# 20794	Site# 25079 & 25289

Eurofins ARL Pty Ltd
ABN: 91 05 0159 898

Perth
46-48 Banksia Road
Welshpool
WA 6106
+61 8 6253 4444
NATA# 2377
Site# 2370

Eurofins ProMicro Pty Ltd
ABN: 47 009 120 549

Perth ProMicro
46-48 Banksia Road
Welshpool
WA 6106
+61 8 6253 4444
NATA# 2561
Site# 2554

Eurofins Environment Testing NZ Ltd
NZBN: 9429046024954

Auckland	Auckland (Focus)	Christchurch	Tauranga
35 O'Rorke Road	Unit C1/4 Pacific Rise,	43 Detroit Drive	1277 Cameron Road,
Penrose,	Mount Wellington,	Rolleston,	Gate Pa,
Auckland 1061	Auckland 1061	Christchurch 7675	Tauranga 3112
+64 9 526 4551	+64 9 525 0568	+64 3 343 5201	+64 9 525 0568
IANZ# 1327	IANZ# 1308	IANZ# 1290	IANZ# 1402

Company Name: Senversa Pty Ltd NSW
Address: Level 24, 1 Market Street
SYDNEY
NSW 2000

Project Name: SMITHFIELD
Project ID: 21182

Order No.:
Report #: 1090330
Phone: 02 9994 8016
Fax: 03 9606 0074

Received: Apr 22, 2024 1:45 PM
Due: Apr 30, 2024
Priority: 5 Day
Contact Name: Julia Nicholson

Eurofins Analytical Services Manager : Adam Bateup

Sample Detail						Asbestos - WA guidelines	HOLD	HOLD	Isopropanol	Polychlorinated Biphenyls	Suite B13: OCP/PCB	VOC AIR-TRH (Total Recoverable Hydrocarbons)	BTEX and Naphthalene	Volatile Organics	Moisture Set	VOCs in Ambient Air by GC/MS	Eurofins Suite B7	Per- and Polyfluoroalkyl Substances (PFASs)	BTEX and Naphthalene	Eurofins Suite B7 (PAH trace level)
Melbourne Laboratory - NATA # 1261 Site # 1254							X		X			X	X	X		X	X		X	X
Sydney Laboratory - NATA # 1261 Site # 18217						X		X		X	X	X	X	X	X	X	X	X	X	X
41	SB42_1-1.1	Apr 20, 2024		Soil	S24-Ap0059686										X		X			
42	SB43_0-0.1	Apr 20, 2024		Soil	S24-Ap0059687										X		X	X		
43	SB44_0-0.1	Apr 20, 2024		Soil	S24-Ap0059688										X		X			
44	SB44_1.9-2.0	Apr 20, 2024		Soil	S24-Ap0059689										X		X			
45	QC100	Apr 20, 2024		Soil	S24-Ap0059690										X		X			
46	QC101	Apr 20, 2024		Soil	S24-Ap0059691										X		X			
47	EB FRONT	Apr 20, 2024		Air	S24-Ap0059692		X													
48	EB BACK	Apr 20, 2024		Air	S24-Ap0059693		X													
49	SB36_0.5-0.6	Apr 20, 2024		Soil	S24-Ap0059694			X												
50	SB36_1.5-1.6	Apr 20, 2024		Soil	S24-Ap0059695			X												
51	SB36_2-2.1	Apr 20, 2024		Soil	S24-Ap0059696			X												
52	SB36_2.5-2.6	Apr 20, 2024		Soil	S24-Ap0059697			X												
53	SB36_3-3.1	Apr 20, 2024		Soil	S24-Ap0059698			X												
54	SB38_0-0.1	Apr 20, 2024		Soil	S24-Ap0059699			X												
55	SB38_1-1.1	Apr 20, 2024		Soil	S24-Ap0059700			X												

eurofins

web: www.eurofins.com.au
email: EnviroSales@eurofins.com

Eurofins Environment Testing Australia Pty Ltd
ABN: 50 005 085 521

Melbourne	Geelong	Sydney	Canberra	Brisbane	Newcastle
6 Monterey Road	19/8 Lewalan Street	179 Magowar Road	Unit 1,2 Dacre Street	1/21 Smallwood Place	1/2 Frost Drive
Dandenong South	Grovedale	Girraween	Mitchell	Murarrie	Mayfield West
VIC 3175	VIC 3216	NSW 2145	ACT 2911	QLD 4172	NSW 2304
+61 3 8564 5000	+61 3 8564 5000	+61 2 9900 8400	+61 2 6113 8091	T: +61 7 3902 4600	+61 2 4968 8448
NATA# 1261	NATA# 1261	NATA# 1261	NATA# 1261	NATA# 1261	NATA# 1261
Site# 1254	Site# 25403	Site# 18217	Site# 25466	Site# 20794	Site# 25079 & 25289

Eurofins ARL Pty Ltd
ABN: 91 05 0159 898

Perth
46-48 Banksia Road
Welshpool
WA 6106
+61 8 6253 4444
NATA# 2377
Site# 2370

Eurofins ProMicro Pty Ltd
ABN: 47 009 120 549

Perth ProMicro
46-48 Banksia Road
Welshpool
WA 6106
+61 8 6253 4444
NATA# 2561
Site# 2554

Eurofins Environment Testing NZ Ltd
NZBN: 9429046024954

Auckland	Auckland (Focus)	Christchurch	Tauranga
35 O'Rorke Road	Unit C1/4 Pacific Rise,	43 Detroit Drive	1277 Cameron Road,
Penrose,	Mount Wellington,	Rolleston,	Gate Pa,
Auckland 1061	Auckland 1061	Christchurch 7675	Tauranga 3112
+64 9 526 4551	+64 9 525 0568	+64 3 343 5201	+64 9 525 0568
IANZ# 1327	IANZ# 1308	IANZ# 1290	IANZ# 1402

Company Name: Senversa Pty Ltd NSW
Address: Level 24, 1 Market Street
SYDNEY
NSW 2000

Project Name: SMITHFIELD
Project ID: 21182

Order No.:
Report #: 1090330
Phone: 02 9994 8016
Fax: 03 9606 0074

Received: Apr 22, 2024 1:45 PM
Due: Apr 30, 2024
Priority: 5 Day
Contact Name: Julia Nicholson

Eurofins Analytical Services Manager : Adam Bateup

Sample Detail						Asbestos - WA guidelines	HOLD	HOLD	Isopropanol	Polychlorinated Biphenyls	Suite B13: OCP/PCB	VOC AIR-TRH (Total Recoverable Hydrocarbons)	BTEX and Naphthalene	Volatile Organics	Moisture Set	VOCs in Ambient Air by GC/MS	Eurofins Suite B7	Per- and Polyfluoroalkyl Substances (PFASs)	BTEX and Naphthalene	Eurofins Suite B7 (PAH trace level)
Melbourne Laboratory - NATA # 1261 Site # 1254							X		X			X	X	X		X	X		X	X
Sydney Laboratory - NATA # 1261 Site # 18217						X		X		X	X	X	X	X	X	X	X	X	X	X
56	SB38_1.5-1.6	Apr 20, 2024		Soil	S24-Ap0059701			X												
57	SB38_2-2.1	Apr 20, 2024		Soil	S24-Ap0059702			X												
58	SB38_3.1-3.2	Apr 20, 2024		Soil	S24-Ap0059703			X												
59	SB39_0.5-0.6	Apr 20, 2024		Soil	S24-Ap0059704			X												
60	SB39_1-1.1	Apr 20, 2024		Soil	S24-Ap0059705			X												
61	SB39_1.5-1.6	Apr 20, 2024		Soil	S24-Ap0059706			X												
62	SB39_2.5-2.6	Apr 20, 2024		Soil	S24-Ap0059707			X												
63	SB39_3-3.1	Apr 20, 2024		Soil	S24-Ap0059708			X												
64	SB40_1-1.1	Apr 20, 2024		Soil	S24-Ap0059709			X												
65	SB40_1.5-1.6	Apr 20, 2024		Soil	S24-Ap0059710			X												
66	SB40_2-2.1	Apr 20, 2024		Soil	S24-Ap0059711			X												
67	SB41_0.5-0.6	Apr 20, 2024		Soil	S24-Ap0059712			X												
68	SB41_1.5-1.6	Apr 20, 2024		Soil	S24-Ap0059713			X												
69	SB42_0.5-0.6	Apr 20, 2024		Soil	S24-Ap0059714			X												
70	SB42_1.5-1.6	Apr 20, 2024		Soil	S24-Ap0059715			X												

eurofins

web: www.eurofins.com.au
email: EnviroSales@eurofins.com

Eurofins Environment Testing Australia Pty Ltd
ABN: 50 005 085 521

Melbourne	Geelong	Sydney	Canberra	Brisbane	Newcastle
6 Monterey Road	19/8 Lewalan Street	179 Magowar Road	Unit 1,2 Dacre Street	1/21 Smallwood Place	1/2 Frost Drive
Dandenong South	Grovedale	Girraween	Mitchell	Murarrie	Mayfield West
VIC 3175	VIC 3216	NSW 2145	ACT 2911	QLD 4172	NSW 2304
+61 3 8564 5000	+61 3 8564 5000	+61 2 9900 8400	+61 2 6113 8091	T: +61 7 3902 4600	+61 2 4968 8448
NATA# 1261	NATA# 1261	NATA# 1261	NATA# 1261	NATA# 1261	NATA# 1261
Site# 1254	Site# 25403	Site# 18217	Site# 25466	Site# 20794	Site# 25079 & 25289

Eurofins ARL Pty Ltd
ABN: 91 05 0159 898

Perth
46-48 Banksia Road
Welshpool
WA 6106
+61 8 6253 4444
NATA# 2377
Site# 2370

Eurofins ProMicro Pty Ltd
ABN: 47 009 120 549

Perth ProMicro
46-48 Banksia Road
Welshpool
WA 6106
+61 8 6253 4444
NATA# 2561
Site# 2554

Eurofins Environment Testing NZ Ltd
NZBN: 9429046024954

Auckland	Auckland (Focus)	Christchurch	Tauranga
35 O'Rorke Road	Unit C1/4 Pacific Rise,	43 Detroit Drive	1277 Cameron Road,
Penrose,	Mount Wellington,	Rolleston,	Gate Pa,
Auckland 1061	Auckland 1061	Christchurch 7675	Tauranga 3112
+64 9 526 4551	+64 9 525 0568	+64 3 343 5201	+64 9 525 0568
IANZ# 1327	IANZ# 1308	IANZ# 1290	IANZ# 1402

Company Name: Senversa Pty Ltd NSW
Address: Level 24, 1 Market Street
SYDNEY
NSW 2000

Order No.:
Report #: 1090330
Phone: 02 9994 8016
Fax: 03 9606 0074

Received: Apr 22, 2024 1:45 PM
Due: Apr 30, 2024
Priority: 5 Day
Contact Name: Julia Nicholson

Project Name: SMITHFIELD
Project ID: 21182

Eurofins Analytical Services Manager : Adam Bateup

Sample Detail						Asbestos - WA guidelines	HOLD	HOLD	Isopropanol	Polychlorinated Biphenyls	Suite B13: OCP/PCB	VOC AIR-TRH (Total Recoverable Hydrocarbons)	BTEX and Naphthalene	Volatile Organics	Moisture Set	VOCs in Ambient Air by GC/MS	Eurofins Suite B7	Per- and Polyfluoroalkyl Substances (PFASs)	BTEX and Naphthalene	Eurofins Suite B7 (PAH trace level)
Melbourne Laboratory - NATA # 1261 Site # 1254							X		X			X	X	X		X	X		X	X
Sydney Laboratory - NATA # 1261 Site # 18217						X		X		X	X	X	X	X	X	X	X	X	X	X
71	SB42_2-2.1	Apr 20, 2024		Soil	S24-Ap0059716			X												
72	SB42_2.5-2.6	Apr 20, 2024		Soil	S24-Ap0059717			X												
73	SB42_3-3.1	Apr 20, 2024		Soil	S24-Ap0059718			X												
74	SB43_0.5-0.6	Apr 20, 2024		Soil	S24-Ap0059719			X												
75	SB43_1-1.1	Apr 20, 2024		Soil	S24-Ap0059720			X												
76	SB43_1.5-1.6	Apr 20, 2024		Soil	S24-Ap0059721			X												
77	SB43_2-2.1	Apr 20, 2024		Soil	S24-Ap0059722			X												
78	SB44_0.5-0.6	Apr 20, 2024		Soil	S24-Ap0059723			X												
79	SB44_1-1.1	Apr 20, 2024		Soil	S24-Ap0059724			X												
80	SB44_1.5-1.6	Apr 20, 2024		Soil	S24-Ap0059725			X												
Test Counts						5	34	34	20	1	1	20	1	7	21	20	20	6	1	2

Internal Quality Control Review and Glossary

General

1. Laboratory QC results for Method Blanks, Duplicates, Matrix Spikes, and Laboratory Control Samples follow guidelines delineated in the National Environment Protection (Assessment of Site Contamination) Measure 1999, as amended May 2013. They are included in this QC report where applicable. Additional QC data may be available on request.
2. Unless otherwise stated, all soil/sediment/solid results are reported on a dry weight basis.
3. Unless otherwise stated, all biota/food results are reported on a wet weight basis on the edible portion.
4. For CEC results where the sample's origin is unknown or environmentally contaminated, the results should be used advisedly.
5. Actual LORs are matrix dependent. Quoted LORs may be raised where sample extracts are diluted due to interferences.
6. Results are uncorrected for matrix spikes or surrogate recoveries except for PFAS compounds where annotated.
7. SVOC analysis on waters is performed on homogenised, unfiltered samples unless noted otherwise.
8. Samples were analysed on an 'as received' basis.
9. Information identified in this report with **blue** colour indicates data provided by customers that may have an impact on the results.
10. This report replaces any interim results previously issued.

Holding Times

Please refer to the 'Sample Preservation and Container Guide' for holding times (QS3001).

For samples received on the last day of holding time, notification of testing requirements should have been received at least 6 hours before sample receipt deadlines as stated on the SRA.

If the Laboratory did not receive the information in the required timeframe, and despite any other integrity issues, suitably qualified results may still be reported.

Holding times apply from the sampling date; therefore, compliance with these may be outside the laboratory's control.

For VOCs containing vinyl chloride, styrene and 2-chloroethyl vinyl ether, the holding time is seven days; however, for all other VOCs, such as BTEX or C6-10 TRH, the holding time is 14 days.

Units

mg/kg: milligrams per kilogram	**mg/L:** milligrams per litre	**ppm:** parts per million
µg/L: micrograms per litre	**ppb:** parts per billion	**%:** Percentage
org/100 mL: Organisms per 100 millilitres	**NTU:** Nephelometric Turbidity Units	**MPN/100 mL:** Most Probable Number of organisms per 100 millilitres
CFU: Colony Forming Unit	**Colour:** Pt-Co Units (CU)	

Terms

APHA	American Public Health Association
CEC	Cation Exchange Capacity
COC	Chain of Custody
CP	Client Parent - QC was performed on samples pertaining to this report
CRM	Certified Reference Material (ISO17034) - reported as percent recovery.
Dry	Where moisture has been determined on a solid sample, the result is expressed on a dry weight basis.
Duplicate	A second piece of analysis from the same sample and reported in the same units as the result to show comparison.
LOR	Limit of Reporting.
LCS	Laboratory Control Sample - reported as percent recovery.
Method Blank	In the case of solid samples, these are performed on laboratory-certified clean sands and in the case of water samples, these are performed on de-ionised water.
NCP	Non-Client Parent - QC performed on samples not pertaining to this report, QC represents the sequence or batch that client samples were analysed within.
RPD	Relative Percent Difference between two Duplicate pieces of analysis.
SPIKE	Addition of the analyte to the sample and reported as percentage recovery.
SRA	Sample Receipt Advice
Surr - Surrogate	The addition of a similar compound to the analyte target is reported as percentage recovery. See below for acceptance criteria.
TBTO	Tributyltin oxide (*bis*-tributyltin oxide) - individual tributyltin compounds cannot be identified separately in the environment; however, free tributyltin was measured, and its values were converted stoichiometrically into tributyltin oxide for comparison with regulatory limits.
TCLP	Toxicity Characteristic Leaching Procedure
TEQ	Toxic Equivalency Quotient or Total Equivalence
QSM	US Department of Defense Quality Systems Manual Version 6.0
US EPA	United States Environmental Protection Agency
WA DWER	Sum of PFBA, PFPeA, PFHxA, PFHpA, PFOA, PFBS, PFHxS, PFOS, 6:2 FTSA, 8:2 FTSA

QC - Acceptance Criteria

The acceptance criteria should only be used as a guide and may be different when site-specific Sampling Analysis and Quality Plan (SAQP) have been implemented.

RPD Duplicates: Global RPD Duplicates Acceptance Criteria is ≤30%; however, the following acceptance guidelines are equally applicable:

Results <10 times the LOR:	No Limit
Results between 10-20 times the LOR:	RPD must lie between 0-50%
Results >20 times the LOR:	RPD must lie between 0-30%

NOTE: pH duplicates are reported as a range, not as RPD

Surrogate Recoveries: Recoveries must lie between 20-130% for Speciated Phenols & 50-150% for PFAS. SVOCs recoveries 20 – 150%, VOC recoveries 50 – 150%

PFAS field samples containing surrogate recoveries above the QC limit designated in QSM 6.0, where no positive PFAS results have been reported or reviewed, and no data was affected.

QC Data General Comments

1. Where a result is reported as less than (<), higher than the nominated LOR, this is due to either matrix interference, extract dilution required due to interferences or contaminant levels within the sample, high moisture content or insufficient sample provided.
2. Duplicate data shown within this report that states the word "BATCH" is a Batch Duplicate from outside of your sample batch but within the laboratory sample batch at a 1:10 ratio. The Parent and Duplicate data shown are not data from your samples.
3. pH and Free Chlorine analysed in the laboratory - Analysis on this test must begin within 30 minutes of sampling. Therefore, laboratory analysis is unlikely to be completed within holding time.Analysis will begin as soon as possible after sample receipt.
4. Recovery Data (Spikes & Surrogates) - where chromatographic interference does not allow the determination of recovery, the term "INT" appears against that analyte.
5. For Matrix Spikes and LCS results, a dash "-" in the report means that the specific analyte was not added to the QC sample.
6. Duplicate RPDs are calculated from raw analytical data; thus, it is possible to have two sets of data.

Quality Control Results

Test	Units	Result 1			Acceptance Limits	Pass Limits	Qualifying Code
Method Blank							
Alcohols							
Isopropanol	Total ug	< 10			10	Pass	
Method Blank							
VOCs in Ambient Air by GC/MS							
1.1-Dichloroethane	Total ug	< 0.5			0.5	Pass	
1.1-Dichloroethene	Total ug	< 0.5			0.5	Pass	
1.1-Dichloropropene	Total ug	< 0.5			0.5	Pass	
1.1.1-Trichloroethane	Total ug	< 0.5			0.5	Pass	
1.1.1.2-Tetrachloroethane	Total ug	< 0.5			0.5	Pass	
1.1.2-Trichloroethane	Total ug	< 0.5			0.5	Pass	
1.1.2.2-Tetrachloroethane	Total ug	< 0.5			0.5	Pass	
1.2-Dibromo-3-chloropropane	Total ug	< 0.5			0.5	Pass	
1.2-Dibromoethane	Total ug	< 0.5			0.5	Pass	
1.2-Dichloroethane	Total ug	< 0.5			0.5	Pass	
1.2-Dichloropropane	Total ug	< 0.5			0.5	Pass	
1.2.3-Trichloropropane	Total ug	< 0.5			0.5	Pass	
1.2.4-Trimethylbenzene	Total ug	< 0.5			0.5	Pass	
1.3-Dichloropropane	Total ug	< 0.5			0.5	Pass	
1.3.5-Trimethylbenzene	Total ug	0.5			0.5	Pass	
2-Chlorotoluene	Total ug	< 0.5			0.5	Pass	
2.2-Dichloropropane	Total ug	< 0.5			0.5	Pass	
4-Chlorotoluene	Total ug	< 0.5			0.5	Pass	
Benzene	Total ug	< 0.5			0.5	Pass	
Bromochloromethane	Total ug	< 0.5			0.5	Pass	
Bromodichloromethane	Total ug	< 0.5			0.5	Pass	
Bromoform	Total ug	< 0.5			0.5	Pass	
Carbon Tetrachloride	Total ug	< 0.5			0.5	Pass	
Chlorobenzene	Total ug	< 0.5			0.5	Pass	
Chloroform	Total ug	< 0.5			0.5	Pass	
cis-1.2-Dichloroethene	Total ug	< 0.5			0.5	Pass	
cis-1.3-Dichloropropene	Total ug	< 0.5			0.5	Pass	
Dibromochloromethane	Total ug	< 0.5			0.5	Pass	
Dibromomethane	Total ug	< 0.5			0.5	Pass	
Ethylbenzene	Total ug	< 0.5			0.5	Pass	
Isopropyl benzene (Cumene)	Total ug	< 0.5			0.5	Pass	
n-Butylbenzene	Total ug	< 0.5			0.5	Pass	
n-Propylbenzene	Total ug	< 0.5			0.5	Pass	
Naphthalene	Total ug	< 0.5			0.5	Pass	
p-Isopropyltoluene	Total ug	< 0.5			0.5	Pass	
sec-Butylbenzene	Total ug	< 0.5			0.5	Pass	
Styrene	Total ug	< 5			5	Pass	
tert-Butylbenzene	Total ug	< 0.5			0.5	Pass	
Tetrachloroethene	Total ug	< 0.5			0.5	Pass	
Toluene	Total ug	< 0.5			0.5	Pass	
trans-1.3-Dichloropropene	Total ug	< 0.5			0.5	Pass	
Trichloroethene	Total ug	< 0.5			0.5	Pass	
Trichlorofluoromethane	Total ug	< 0.5			0.5	Pass	
Vinyl chloride	Total ug	< 0.5			0.5	Pass	
Xylenes - Total*	Total ug	< 1.5			1.5	Pass	
1.2-Dichlorobenzene	Total ug	< 0.5			0.5	Pass	
1.2.3-Trichlorobenzene	Total ug	< 0.5			0.5	Pass	

Test	Units	Result 1			Acceptance Limits	Pass Limits	Qualifying Code
1.2.4-Trichlorobenzene	Total ug	< 0.5			0.5	Pass	
1.3-Dichlorobenzene	Total ug	< 0.5			0.5	Pass	
1.4-Dichlorobenzene	Total ug	< 0.5			0.5	Pass	
Hexachlorobutadiene	Total ug	< 0.5			0.5	Pass	
Method Blank							
Total Recoverable Hydrocarbons							
TRH C6-C10	Total ug	< 20			20	Pass	
TRH >C10-C16	Total ug	< 20			20	Pass	
LCS - % Recovery							
Alcohols							
Isopropanol	%	79			70-130	Pass	
LCS - % Recovery							
VOCs in Ambient Air by GC/MS							
1.1-Dichloroethene	%	83			70-130	Pass	
1.1-Dichloropropene	%	116			70-130	Pass	
1.1.1-Trichloroethane	%	123			70-130	Pass	
1.2-Dibromo-3-chloropropane	%	121			75-125	Pass	
1.2-Dichloroethane	%	85			70-130	Pass	
Benzene	%	120			70-130	Pass	
Ethylbenzene	%	76			70-130	Pass	
Naphthalene	%	85			70-130	Pass	
Toluene	%	82			70-130	Pass	
Trichloroethene	%	85			70-130	Pass	
Xylenes - Total*	%	108			70-130	Pass	
1.2-Dichlorobenzene	%	127			70-130	Pass	
1.2.3-Trichlorobenzene	%	104			70-130	Pass	
1.2.4-Trichlorobenzene	%	109			70-130	Pass	
1.4-Dichlorobenzene	%	124			70-130	Pass	

Comments

This report has been revised (V2) to correct sample name from "SB40_0-0.1" to "SB40_0.15-0.25" for sample S24-Ap0059680, and "SB41_0-0.1" to "SB41_0.15-0.25" for sample S24-Ap0059682 as per client request.

Sample Integrity

Custody Seals Intact (if used)	N/A
Attempt to Chill was evident	Yes
Sample correctly preserved	Yes
Appropriate sample containers have been used	Yes
Sample containers for volatile analysis received with minimal headspace	Yes
Samples received within HoldingTime	Yes
Some samples have been subcontracted	No

Qualifier Codes/Comments

Code	Description
N01	F2 is determined by arithmetically subtracting the "naphthalene" value from the ">C10-C16" value. The naphthalene value used in this calculation is obtained from volatiles (Purge & Trap analysis).
N04	F1 is determined by arithmetically subtracting the "Total BTEX" value from the "C6-C10" value. The "Total BTEX" value is obtained by summing the concentrations of BTEX analytes. The "C6-C10" value is obtained by quantitating against a standard of mixed aromatic/aliphatic analytes.

Authorised by:

Adam Bateup	Analytical Services Manager
Joseph Edouard	Senior Analyst-Organic
Joseph Edouard	Senior Analyst-Volatile



Glenn Jackson
Managing Director

Final Report – this report replaces any previously issued Report

- Indicates Not Requested

* Indicates NATA accreditation does not cover the performance of this service

Measurement uncertainty of test data is available on request or please click here.

Eurofins shall not be liable for loss, cost, damages or expenses incurred by the client, or any other person or company, resulting from the use of any information or interpretation given in this report. In no case shall Eurofins be liable for consequential damages including, but not limited to, lost profits, damages for failure to meet deadlines and lost production arising from this report. This document shall not be reproduced except in full and relates only to the items tested. Unless indicated otherwise, the tests were performed on the samples as received.

Senversa Pty Ltd NSW
Level 24, 1 Market Street
SYDNEY
NSW 2000

NATA Accredited
Accreditation Number 1261
Site Number 18217

Accredited for compliance with ISO/IEC 17025 – Testing
NATA is a signatory to the ILAC Mutual Recognition Arrangement for the mutual recognition of the equivalence of testing, medical testing, calibration, inspection, proficiency testing scheme providers and reference materials producers reports and certificates.

Attention: **Julia Nicholson**

Report **1090330-S-V2**
Project name SMITHFIELD
Project ID 21182
Received Date Apr 22, 2024

Client Sample ID			**SS1**	**SB36_0-0.1**	**SB36_1-1.1**	**SB37_0-0.1**
Sample Matrix			**Soil**	**Soil**	**Soil**	**Soil**
Eurofins Sample No.			**S24-Ap0059671**	**S24-Ap0059672**	**S24-Ap0059673**	**S24-Ap0059674**
Date Sampled			**Apr 20, 2024**	**Apr 20, 2024**	**Apr 20, 2024**	**Apr 20, 2024**
Test/Reference	LOR	Unit				
Polychlorinated Biphenyls						
Aroclor-1016	0.1	mg/kg	< 1	< 0.1	-	-
Aroclor-1221	0.1	mg/kg	< 1	< 0.1	-	-
Aroclor-1232	0.1	mg/kg	< 1	< 0.1	-	-
Aroclor-1242	0.1	mg/kg	< 1	< 0.1	-	-
Aroclor-1248	0.1	mg/kg	< 1	< 0.1	-	-
Aroclor-1254	0.1	mg/kg	< 1	< 0.1	-	-
Aroclor-1260	0.1	mg/kg	< 1	< 0.1	-	-
Total PCB*	0.1	mg/kg	< 1	< 0.1	-	-
Dibutylchlorendate (surr.)	1	%	119	62	-	-
Tetrachloro-m-xylene (surr.)	1	%	85	63	-	-
Sample Properties						
% Moisture	1	%	10	13	13	13
Total Recoverable Hydrocarbons						
TRH C6-C9	20	mg/kg	-	< 20	< 20	< 20
TRH C10-C14	20	mg/kg	-	< 20	< 20	< 20
TRH C15-C28	50	mg/kg	-	63	< 50	< 50
TRH C29-C36	50	mg/kg	-	67	< 50	< 50
TRH C10-C36 (Total)	50	mg/kg	-	130	< 50	< 50
TRH C6-C10	20	mg/kg	-	< 20	< 20	< 20
TRH C6-C10 less BTEX (F1)[N04]	20	mg/kg	-	< 20	< 20	< 20
TRH >C10-C16	50	mg/kg	-	< 50	< 50	< 50
TRH >C10-C16 less Naphthalene (F2)[N01]	50	mg/kg	-	< 50	< 50	< 50
TRH >C16-C34	100	mg/kg	-	< 100	< 100	< 100
TRH >C34-C40	100	mg/kg	-	< 100	< 100	< 100
TRH >C10-C40 (total)*	100	mg/kg	-	< 100	< 100	< 100
BTEX						
Benzene	0.1	mg/kg	-	< 0.1	< 0.1	< 0.1
Toluene	0.1	mg/kg	-	< 0.1	< 0.1	< 0.1
Ethylbenzene	0.1	mg/kg	-	< 0.1	< 0.1	< 0.1
m&p-Xylenes	0.2	mg/kg	-	< 0.2	< 0.2	< 0.2
o-Xylene	0.1	mg/kg	-	< 0.1	< 0.1	< 0.1
Xylenes - Total*	0.3	mg/kg	-	< 0.3	< 0.3	< 0.3
4-Bromofluorobenzene (surr.)	1	%	-	110	93	86

Client Sample ID			SS1	SB36_0-0.1	SB36_1-1.1	SB37_0-0.1
Sample Matrix			Soil	Soil	Soil	Soil
Eurofins Sample No.			S24-Ap0059671	S24-Ap0059672	S24-Ap0059673	S24-Ap0059674
Date Sampled			Apr 20, 2024	Apr 20, 2024	Apr 20, 2024	Apr 20, 2024
Test/Reference	LOR	Unit				
Volatile Organics						
1.1-Dichloroethane	0.5	mg/kg	-	< 0.5	-	< 0.5
1.1-Dichloroethene	0.5	mg/kg	-	< 0.5	-	< 0.5
1.1.1-Trichloroethane	0.5	mg/kg	-	< 0.5	-	< 0.5
1.1.1.2-Tetrachloroethane	0.5	mg/kg	-	< 0.5	-	< 0.5
1.1.2-Trichloroethane	0.5	mg/kg	-	< 0.5	-	< 0.5
1.1.2.2-Tetrachloroethane	0.5	mg/kg	-	< 0.5	-	< 0.5
1.2-Dibromoethane	0.5	mg/kg	-	< 0.5	-	< 0.5
1.2-Dichlorobenzene	0.5	mg/kg	-	< 0.5	-	< 0.5
1.2-Dichloroethane	0.5	mg/kg	-	< 0.5	-	< 0.5
1.2-Dichloropropane	0.5	mg/kg	-	< 0.5	-	< 0.5
1.2.3-Trichloropropane	0.5	mg/kg	-	< 0.5	-	< 0.5
1.2.4-Trimethylbenzene	0.5	mg/kg	-	< 0.5	-	< 0.5
1.3-Dichlorobenzene	0.5	mg/kg	-	< 0.5	-	< 0.5
1.3-Dichloropropane	0.5	mg/kg	-	< 0.5	-	< 0.5
1.3.5-Trimethylbenzene	0.5	mg/kg	-	< 0.5	-	< 0.5
1.4-Dichlorobenzene	0.5	mg/kg	-	< 0.5	-	< 0.5
2-Butanone (MEK)	0.5	mg/kg	-	< 0.5	-	< 0.5
2-Propanone (Acetone)	0.5	mg/kg	-	< 0.5	-	< 0.5
4-Chlorotoluene	0.5	mg/kg	-	< 0.5	-	< 0.5
4-Methyl-2-pentanone (MIBK)	0.5	mg/kg	-	< 0.5	-	< 0.5
Allyl chloride	0.5	mg/kg	-	< 0.5	-	< 0.5
Benzene	0.1	mg/kg	-	< 0.1	-	< 0.1
Bromobenzene	0.5	mg/kg	-	< 0.5	-	< 0.5
Bromochloromethane	0.5	mg/kg	-	< 0.5	-	< 0.5
Bromodichloromethane	0.5	mg/kg	-	< 0.5	-	< 0.5
Bromoform	0.5	mg/kg	-	< 0.5	-	< 0.5
Bromomethane	0.5	mg/kg	-	< 0.5	-	< 0.5
Carbon disulfide	0.5	mg/kg	-	< 0.5	-	< 0.5
Carbon Tetrachloride	0.5	mg/kg	-	< 0.5	-	< 0.5
Chlorobenzene	0.5	mg/kg	-	< 0.5	-	< 0.5
Chloroethane	0.5	mg/kg	-	< 0.5	-	< 0.5
Chloroform	0.5	mg/kg	-	< 0.5	-	< 0.5
Chloromethane	0.5	mg/kg	-	< 0.5	-	< 0.5
cis-1.2-Dichloroethene	0.5	mg/kg	-	< 0.5	-	< 0.5
cis-1.3-Dichloropropene	0.5	mg/kg	-	< 0.5	-	< 0.5
Dibromochloromethane	0.5	mg/kg	-	< 0.5	-	< 0.5
Dibromomethane	0.5	mg/kg	-	< 0.5	-	< 0.5
Dichlorodifluoromethane	0.5	mg/kg	-	< 0.5	-	< 0.5
Ethylbenzene	0.1	mg/kg	-	< 0.1	-	< 0.1
Iodomethane	0.5	mg/kg	-	< 0.5	-	< 0.5
Isopropyl benzene (Cumene)	0.5	mg/kg	-	< 0.5	-	< 0.5
m&p-Xylenes	0.2	mg/kg	-	< 0.2	-	< 0.2
Methylene Chloride	0.5	mg/kg	-	< 0.5	-	< 0.5
o-Xylene	0.1	mg/kg	-	< 0.1	-	< 0.1
Styrene	0.5	mg/kg	-	< 0.5	-	< 0.5
Tetrachloroethene	0.5	mg/kg	-	< 0.5	-	< 0.5
Toluene	0.1	mg/kg	-	< 0.1	-	< 0.1
trans-1.2-Dichloroethene	0.5	mg/kg	-	< 0.5	-	< 0.5
trans-1.3-Dichloropropene	0.5	mg/kg	-	< 0.5	-	< 0.5

Client Sample ID			SS1	SB36_0-0.1	SB36_1-1.1	SB37_0-0.1
Sample Matrix			Soil	Soil	Soil	Soil
Eurofins Sample No.			S24-Ap0059671	S24-Ap0059672	S24-Ap0059673	S24-Ap0059674
Date Sampled			Apr 20, 2024	Apr 20, 2024	Apr 20, 2024	Apr 20, 2024
Test/Reference	LOR	Unit				
Volatile Organics						
Trichloroethene	0.5	mg/kg	-	< 0.5	-	< 0.5
Trichlorofluoromethane	0.5	mg/kg	-	< 0.5	-	< 0.5
Vinyl chloride	0.5	mg/kg	-	< 0.5	-	< 0.5
Xylenes - Total*	0.3	mg/kg	-	< 0.3	-	< 0.3
Total MAH*	0.5	mg/kg	-	< 0.5	-	< 0.5
Vic EPA IWRG 621 CHC (Total)*	0.5	mg/kg	-	< 0.5	-	< 0.5
Vic EPA IWRG 621 Other CHC (Total)*	0.5	mg/kg	-	< 0.5	-	< 0.5
4-Bromofluorobenzene (surr.)	1	%	-	110	-	86
Toluene-d8 (surr.)	1	%	-	116	-	90
Total Recoverable Hydrocarbons - 2013 NEPM Fractions						
Naphthalene[N02]	0.5	mg/kg	-	< 0.5	< 0.5	< 0.5
Polycyclic Aromatic Hydrocarbons						
Benzo(a)pyrene TEQ (lower bound) *	0.5	mg/kg	-	< 0.5	< 0.5	< 0.5
Benzo(a)pyrene TEQ (medium bound) *	0.5	mg/kg	-	0.6	0.6	0.6
Benzo(a)pyrene TEQ (upper bound) *	0.5	mg/kg	-	1.2	1.2	1.2
Acenaphthene	0.5	mg/kg	-	< 0.5	< 0.5	< 0.5
Acenaphthylene	0.5	mg/kg	-	< 0.5	< 0.5	< 0.5
Anthracene	0.5	mg/kg	-	< 0.5	< 0.5	< 0.5
Benz(a)anthracene	0.5	mg/kg	-	< 0.5	< 0.5	< 0.5
Benzo(a)pyrene	0.5	mg/kg	-	< 0.5	< 0.5	< 0.5
Benzo(b&j)fluoranthene[N07]	0.5	mg/kg	-	< 0.5	< 0.5	< 0.5
Benzo(g.h.i)perylene	0.5	mg/kg	-	< 0.5	< 0.5	< 0.5
Benzo(k)fluoranthene	0.5	mg/kg	-	< 0.5	< 0.5	< 0.5
Chrysene	0.5	mg/kg	-	< 0.5	< 0.5	< 0.5
Dibenz(a.h)anthracene	0.5	mg/kg	-	< 0.5	< 0.5	< 0.5
Fluoranthene	0.5	mg/kg	-	< 0.5	< 0.5	< 0.5
Fluorene	0.5	mg/kg	-	< 0.5	< 0.5	< 0.5
Indeno(1.2.3-cd)pyrene	0.5	mg/kg	-	< 0.5	< 0.5	< 0.5
Naphthalene	0.5	mg/kg	-	< 0.5	< 0.5	< 0.5
Phenanthrene	0.5	mg/kg	-	< 0.5	< 0.5	< 0.5
Pyrene	0.5	mg/kg	-	< 0.5	< 0.5	< 0.5
Total PAH*	0.5	mg/kg	-	< 0.5	< 0.5	< 0.5
2-Fluorobiphenyl (surr.)	1	%	-	67	70	70
p-Terphenyl-d14 (surr.)	1	%	-	58	63	63
Organochlorine Pesticides						
Chlordanes - Total	0.1	mg/kg	-	< 0.1	-	-
4.4'-DDD	0.05	mg/kg	-	< 0.05	-	-
4.4'-DDE	0.05	mg/kg	-	< 0.05	-	-
4.4'-DDT	0.05	mg/kg	-	< 0.05	-	-
a-HCH	0.05	mg/kg	-	< 0.05	-	-
Aldrin	0.05	mg/kg	-	< 0.05	-	-
b-HCH	0.05	mg/kg	-	< 0.05	-	-
d-HCH	0.05	mg/kg	-	< 0.05	-	-
Dieldrin	0.05	mg/kg	-	< 0.05	-	-
Endosulfan I	0.05	mg/kg	-	< 0.05	-	-
Endosulfan II	0.05	mg/kg	-	< 0.05	-	-
Endosulfan sulphate	0.05	mg/kg	-	< 0.05	-	-
Endrin	0.05	mg/kg	-	< 0.05	-	-
Endrin aldehyde	0.05	mg/kg	-	< 0.05	-	-

Client Sample ID			SS1	SB36_0-0.1	SB36_1-1.1	SB37_0-0.1
Sample Matrix			Soil	Soil	Soil	Soil
Eurofins Sample No.			S24-Ap0059671	S24-Ap0059672	S24-Ap0059673	S24-Ap0059674
Date Sampled			Apr 20, 2024	Apr 20, 2024	Apr 20, 2024	Apr 20, 2024
Test/Reference	LOR	Unit				
Organochlorine Pesticides						
Endrin ketone	0.05	mg/kg	-	< 0.05	-	-
g-HCH (Lindane)	0.05	mg/kg	-	< 0.05	-	-
Heptachlor	0.05	mg/kg	-	< 0.05	-	-
Heptachlor epoxide	0.05	mg/kg	-	< 0.05	-	-
Hexachlorobenzene	0.05	mg/kg	-	< 0.05	-	-
Methoxychlor	0.05	mg/kg	-	< 0.05	-	-
Toxaphene	0.5	mg/kg	-	< 0.5	-	-
Aldrin and Dieldrin (Total)*	0.05	mg/kg	-	< 0.05	-	-
DDT + DDE + DDD (Total)*	0.05	mg/kg	-	< 0.05	-	-
Vic EPA IWRG 621 OCP (Total)*	0.1	mg/kg	-	< 0.1	-	-
Vic EPA IWRG 621 Other OCP (Total)*	0.1	mg/kg	-	< 0.1	-	-
Dibutylchlorendate (surr.)	1	%	-	62	-	-
Tetrachloro-m-xylene (surr.)	1	%	-	63	-	-
Heavy Metals						
Arsenic	2	mg/kg	-	7.4	20	13
Cadmium	0.4	mg/kg	-	< 0.4	< 0.4	< 0.4
Chromium	5	mg/kg	-	130	33	14
Copper	5	mg/kg	-	26	14	24
Lead	5	mg/kg	-	14	26	18
Mercury	0.1	mg/kg	-	< 0.1	< 0.1	< 0.1
Nickel	5	mg/kg	-	74	9.1	22
Zinc	5	mg/kg	-	110	31	79
Perfluoroalkyl carboxylic acids (PFCAs)						
Perfluorobutanoic acid (PFBA)[N11]	5	ug/kg	-	< 5	-	-
Perfluoropentanoic acid (PFPeA)[N11]	5	ug/kg	-	< 5	-	-
Perfluorohexanoic acid (PFHxA)[N11]	5	ug/kg	-	< 5	-	-
Perfluoroheptanoic acid (PFHpA)[N11]	5	ug/kg	-	< 5	-	-
Perfluorooctanoic acid (PFOA)[N11]	5	ug/kg	-	< 5	-	-
Perfluorononanoic acid (PFNA)[N11]	5	ug/kg	-	< 5	-	-
Perfluorodecanoic acid (PFDA)[N11]	5	ug/kg	-	< 5	-	-
Perfluoroundecanoic acid (PFUnDA)[N11]	5	ug/kg	-	< 5	-	-
Perfluorododecanoic acid (PFDoDA)[N11]	5	ug/kg	-	< 5	-	-
Perfluorotridecanoic acid (PFTrDA)[N15]	5	ug/kg	-	< 5	-	-
Perfluorotetradecanoic acid (PFTeDA)[N11]	5	ug/kg	-	< 5	-	-
13C4-PFBA (surr.)	1	%	-	84	-	-
13C5-PFPeA (surr.)	1	%	-	100	-	-
13C5-PFHxA (surr.)	1	%	-	98	-	-
13C4-PFHpA (surr.)	1	%	-	95	-	-
13C8-PFOA (surr.)	1	%	-	84	-	-
13C5-PFNA (surr.)	1	%	-	103	-	-
13C6-PFDA (surr.)	1	%	-	106	-	-
13C2-PFUnDA (surr.)	1	%	-	110	-	-
13C2-PFDoDA (surr.)	1	%	-	92	-	-
13C2-PFTeDA (surr.)	1	%	-	88	-	-

Client Sample ID			SS1	SB36_0-0.1	SB36_1-1.1	SB37_0-0.1
Sample Matrix			Soil	Soil	Soil	Soil
Eurofins Sample No.			S24-Ap0059671	S24-Ap0059672	S24-Ap0059673	S24-Ap0059674
Date Sampled			Apr 20, 2024	Apr 20, 2024	Apr 20, 2024	Apr 20, 2024
Test/Reference	LOR	Unit				
Perfluoroalkyl sulfonamido substances						
Perfluorooctane sulfonamide (FOSA)[N11]	5	ug/kg	-	< 5	-	-
N-methylperfluoro-1-octane sulfonamide (N-MeFOSA)[N11]	5	ug/kg	-	< 5	-	-
N-ethylperfluoro-1-octane sulfonamide (N-EtFOSA)[N11]	5	ug/kg	-	< 5	-	-
2-(N-methylperfluoro-1-octane sulfonamido)-ethanol(N-MeFOSE)[N11]	5	ug/kg	-	< 5	-	-
2-(N-ethylperfluoro-1-octane sulfonamido)-ethanol(N-EtFOSE)[N11]	5	ug/kg	-	< 5	-	-
N-ethyl-perfluorooctanesulfonamidoacetic acid (N-EtFOSAA)[N11]	10	ug/kg	-	< 10	-	-
N-methyl-perfluorooctanesulfonamidoacetic acid (N-MeFOSAA)[N11]	10	ug/kg	-	< 10	-	-
13C8-FOSA (surr.)	1	%	-	93	-	-
D3-N-MeFOSA (surr.)	1	%	-	95	-	-
D5-N-EtFOSA (surr.)	1	%	-	100	-	-
D7-N-MeFOSE (surr.)	1	%	-	89	-	-
D9-N-EtFOSE (surr.)	1	%	-	82	-	-
D5-N-EtFOSAA (surr.)	1	%	-	103	-	-
D3-N-MeFOSAA (surr.)	1	%	-	110	-	-
Perfluoroalkyl sulfonic acids (PFSAs)						
Perfluorobutanesulfonic acid (PFBS)[N11]	5	ug/kg	-	< 5	-	-
Perfluorononanesulfonic acid (PFNS)[N15]	5	ug/kg	-	< 5	-	-
Perfluoropropanesulfonic acid (PFPrS)[N15]	5	ug/kg	-	< 5	-	-
Perfluoropentanesulfonic acid (PFPeS)[N15]	5	ug/kg	-	< 5	-	-
Perfluorohexanesulfonic acid (PFHxS)[N11]	5	ug/kg	-	< 5	-	-
Perfluoroheptanesulfonic acid (PFHpS)[N15]	5	ug/kg	-	< 5	-	-
Perfluorooctanesulfonic acid (PFOS)[N11]	5	ug/kg	-	< 5	-	-
Perfluorodecanesulfonic acid (PFDS)[N15]	5	ug/kg	-	< 5	-	-
13C3-PFBS (surr.)	1	%	-	102	-	-
18O2-PFHxS (surr.)	1	%	-	95	-	-
13C8-PFOS (surr.)	1	%	-	117	-	-
n:2 Fluorotelomer sulfonic acids (n:2 FTSAs)						
1H.1H.2H.2H-perfluorohexanesulfonic acid (4:2 FTSA)[N11]	5	ug/kg	-	< 5	-	-
1H.1H.2H.2H-perfluorooctanesulfonic acid(6:2 FTSA)[N11]	10	ug/kg	-	< 10	-	-
1H.1H.2H.2H-perfluorodecanesulfonic acid (8:2 FTSA)[N11]	5	ug/kg	-	< 5	-	-
1H.1H.2H.2H-perfluorododecanesulfonic acid (10:2 FTSA)[N11]	5	ug/kg	-	< 5	-	-
13C2-4:2 FTSA (surr.)	1	%	-	92	-	-
13C2-6:2 FTSA (surr.)	1	%	-	78	-	-
13C2-8:2 FTSA (surr.)	1	%	-	96	-	-
13C2-10:2 FTSA (surr.)	1	%	-	144	-	-
PFASs Summations						
Sum (PFHxS + PFOS)*	5	ug/kg	-	< 5	-	-
Sum of US EPA PFAS (PFOS + PFOA)*	5	ug/kg	-	< 5	-	-
Sum of enHealth PFAS (PFHxS + PFOS + PFOA)*	5	ug/kg	-	< 5	-	-
Sum of WA DWER PFAS (n=10)*	10	ug/kg	-	< 10	-	-
Sum of PFASs (n=30)*	50	ug/kg	-	< 50	-	-

Client Sample ID			SB37_0.5-0.6	SB38_0.5-0.6	SB38_2.4-2.5	SB39_0-0.1
Sample Matrix			Soil	Soil	Soil	Soil
Eurofins Sample No.			S24-Ap0059675	S24-Ap0059676	S24-Ap0059677	S24-Ap0059678
Date Sampled			Apr 20, 2024	Apr 20, 2024	Apr 20, 2024	Apr 20, 2024
Test/Reference	LOR	Unit				
Sample Properties						
% Moisture	1	%	16	14	22	12
Total Recoverable Hydrocarbons						
TRH C6-C9	20	mg/kg	< 20	< 20	< 20	< 20
TRH C10-C14	20	mg/kg	< 20	< 20	< 20	< 20
TRH C15-C28	50	mg/kg	< 50	< 50	< 50	< 50
TRH C29-C36	50	mg/kg	< 50	< 50	< 50	< 50
TRH C10-C36 (Total)	50	mg/kg	< 50	< 50	< 50	< 50
TRH C6-C10	20	mg/kg	< 20	< 20	< 20	< 20
TRH C6-C10 less BTEX (F1)[N04]	20	mg/kg	< 20	< 20	< 20	< 20
TRH >C10-C16	50	mg/kg	< 50	< 50	< 50	< 50
TRH >C10-C16 less Naphthalene (F2)[N01]	50	mg/kg	< 50	< 50	< 50	< 50
TRH >C16-C34	100	mg/kg	< 100	< 100	< 100	< 100
TRH >C34-C40	100	mg/kg	< 100	< 100	< 100	< 100
TRH >C10-C40 (total)*	100	mg/kg	< 100	< 100	< 100	< 100
BTEX						
Benzene	0.1	mg/kg	< 0.1	< 0.1	< 0.1	< 0.1
Toluene	0.1	mg/kg	< 0.1	< 0.1	< 0.1	< 0.1
Ethylbenzene	0.1	mg/kg	< 0.1	< 0.1	< 0.1	< 0.1
m&p-Xylenes	0.2	mg/kg	< 0.2	< 0.2	< 0.2	< 0.2
o-Xylene	0.1	mg/kg	< 0.1	< 0.1	< 0.1	< 0.1
Xylenes - Total*	0.3	mg/kg	< 0.3	< 0.3	< 0.3	< 0.3
4-Bromofluorobenzene (surr.)	1	%	75	107	67	77
Volatile Organics						
1.1-Dichloroethane	0.5	mg/kg	-	< 0.5	-	-
1.1-Dichloroethene	0.5	mg/kg	-	< 0.5	-	-
1.1.1-Trichloroethane	0.5	mg/kg	-	< 0.5	-	-
1.1.1.2-Tetrachloroethane	0.5	mg/kg	-	< 0.5	-	-
1.1.2-Trichloroethane	0.5	mg/kg	-	< 0.5	-	-
1.1.2.2-Tetrachloroethane	0.5	mg/kg	-	< 0.5	-	-
1.2-Dibromoethane	0.5	mg/kg	-	< 0.5	-	-
1.2-Dichlorobenzene	0.5	mg/kg	-	< 0.5	-	-
1.2-Dichloroethane	0.5	mg/kg	-	< 0.5	-	-
1.2-Dichloropropane	0.5	mg/kg	-	< 0.5	-	-
1.2.3-Trichloropropane	0.5	mg/kg	-	< 0.5	-	-
1.2.4-Trimethylbenzene	0.5	mg/kg	-	< 0.5	-	-
1.3-Dichlorobenzene	0.5	mg/kg	-	< 0.5	-	-
1.3-Dichloropropane	0.5	mg/kg	-	< 0.5	-	-
1.3.5-Trimethylbenzene	0.5	mg/kg	-	< 0.5	-	-
1.4-Dichlorobenzene	0.5	mg/kg	-	< 0.5	-	-
2-Butanone (MEK)	0.5	mg/kg	-	< 0.5	-	-
2-Propanone (Acetone)	0.5	mg/kg	-	< 0.5	-	-
4-Chlorotoluene	0.5	mg/kg	-	< 0.5	-	-
4-Methyl-2-pentanone (MIBK)	0.5	mg/kg	-	< 0.5	-	-
Allyl chloride	0.5	mg/kg	-	< 0.5	-	-
Benzene	0.1	mg/kg	-	< 0.1	-	-
Bromobenzene	0.5	mg/kg	-	< 0.5	-	-
Bromochloromethane	0.5	mg/kg	-	< 0.5	-	-
Bromodichloromethane	0.5	mg/kg	-	< 0.5	-	-
Bromoform	0.5	mg/kg	-	< 0.5	-	-

Client Sample ID			SB37_0.5-0.6	SB38_0.5-0.6	SB38_2.4-2.5	SB39_0-0.1
Sample Matrix			Soil	Soil	Soil	Soil
Eurofins Sample No.			S24-Ap0059675	S24-Ap0059676	S24-Ap0059677	S24-Ap0059678
Date Sampled			Apr 20, 2024	Apr 20, 2024	Apr 20, 2024	Apr 20, 2024
Test/Reference	LOR	Unit				
Volatile Organics						
Bromomethane	0.5	mg/kg	-	< 0.5	-	-
Carbon disulfide	0.5	mg/kg	-	< 0.5	-	-
Carbon Tetrachloride	0.5	mg/kg	-	< 0.5	-	-
Chlorobenzene	0.5	mg/kg	-	< 0.5	-	-
Chloroethane	0.5	mg/kg	-	< 0.5	-	-
Chloroform	0.5	mg/kg	-	< 0.5	-	-
Chloromethane	0.5	mg/kg	-	< 0.5	-	-
cis-1.2-Dichloroethene	0.5	mg/kg	-	< 0.5	-	-
cis-1.3-Dichloropropene	0.5	mg/kg	-	< 0.5	-	-
Dibromochloromethane	0.5	mg/kg	-	< 0.5	-	-
Dibromomethane	0.5	mg/kg	-	< 0.5	-	-
Dichlorodifluoromethane	0.5	mg/kg	-	< 0.5	-	-
Ethylbenzene	0.1	mg/kg	-	< 0.1	-	-
Iodomethane	0.5	mg/kg	-	< 0.5	-	-
Isopropyl benzene (Cumene)	0.5	mg/kg	-	< 0.5	-	-
m&p-Xylenes	0.2	mg/kg	-	< 0.2	-	-
Methylene Chloride	0.5	mg/kg	-	< 0.5	-	-
o-Xylene	0.1	mg/kg	-	< 0.1	-	-
Styrene	0.5	mg/kg	-	< 0.5	-	-
Tetrachloroethene	0.5	mg/kg	-	< 0.5	-	-
Toluene	0.1	mg/kg	-	< 0.1	-	-
trans-1.2-Dichloroethene	0.5	mg/kg	-	< 0.5	-	-
trans-1.3-Dichloropropene	0.5	mg/kg	-	< 0.5	-	-
Trichloroethene	0.5	mg/kg	-	< 0.5	-	-
Trichlorofluoromethane	0.5	mg/kg	-	< 0.5	-	-
Vinyl chloride	0.5	mg/kg	-	< 0.5	-	-
Xylenes - Total*	0.3	mg/kg	-	< 0.3	-	-
Total MAH*	0.5	mg/kg	-	< 0.5	-	-
Vic EPA IWRG 621 CHC (Total)*	0.5	mg/kg	-	< 0.5	-	-
Vic EPA IWRG 621 Other CHC (Total)*	0.5	mg/kg	-	< 0.5	-	-
4-Bromofluorobenzene (surr.)	1	%	-	107	-	-
Toluene-d8 (surr.)	1	%	-	115	-	-
Total Recoverable Hydrocarbons - 2013 NEPM Fractions						
Naphthalene[N02]	0.5	mg/kg	< 0.5	< 0.5	< 0.5	< 0.5
Polycyclic Aromatic Hydrocarbons						
Benzo(a)pyrene TEQ (lower bound) *	0.5	mg/kg	< 0.5	< 0.5	< 0.5	< 0.5
Benzo(a)pyrene TEQ (medium bound) *	0.5	mg/kg	0.6	0.6	0.6	0.6
Benzo(a)pyrene TEQ (upper bound) *	0.5	mg/kg	1.2	1.2	1.2	1.2
Acenaphthene	0.5	mg/kg	< 0.5	< 0.5	< 0.5	< 0.5
Acenaphthylene	0.5	mg/kg	< 0.5	< 0.5	< 0.5	< 0.5
Anthracene	0.5	mg/kg	< 0.5	< 0.5	< 0.5	< 0.5
Benz(a)anthracene	0.5	mg/kg	< 0.5	< 0.5	< 0.5	< 0.5
Benzo(a)pyrene	0.5	mg/kg	< 0.5	< 0.5	< 0.5	< 0.5
Benzo(b&j)fluoranthene[N07]	0.5	mg/kg	< 0.5	< 0.5	< 0.5	< 0.5
Benzo(g.h.i)perylene	0.5	mg/kg	< 0.5	< 0.5	< 0.5	< 0.5
Benzo(k)fluoranthene	0.5	mg/kg	< 0.5	< 0.5	< 0.5	< 0.5
Chrysene	0.5	mg/kg	< 0.5	< 0.5	< 0.5	< 0.5
Dibenz(a.h)anthracene	0.5	mg/kg	< 0.5	< 0.5	< 0.5	< 0.5
Fluoranthene	0.5	mg/kg	< 0.5	< 0.5	< 0.5	< 0.5

Client Sample ID			SB37_0.5-0.6	SB38_0.5-0.6	SB38_2.4-2.5	SB39_0-0.1
Sample Matrix			Soil	Soil	Soil	Soil
Eurofins Sample No.			S24-Ap0059675	S24-Ap0059676	S24-Ap0059677	S24-Ap0059678
Date Sampled			Apr 20, 2024	Apr 20, 2024	Apr 20, 2024	Apr 20, 2024
Test/Reference	LOR	Unit				
Polycyclic Aromatic Hydrocarbons						
Fluorene	0.5	mg/kg	< 0.5	< 0.5	< 0.5	< 0.5
Indeno(1.2.3-cd)pyrene	0.5	mg/kg	< 0.5	< 0.5	< 0.5	< 0.5
Naphthalene	0.5	mg/kg	< 0.5	< 0.5	< 0.5	< 0.5
Phenanthrene	0.5	mg/kg	< 0.5	< 0.5	< 0.5	< 0.5
Pyrene	0.5	mg/kg	< 0.5	< 0.5	< 0.5	< 0.5
Total PAH*	0.5	mg/kg	< 0.5	< 0.5	< 0.5	< 0.5
2-Fluorobiphenyl (surr.)	1	%	70	68	66	67
p-Terphenyl-d14 (surr.)	1	%	65	61	60	60
Heavy Metals						
Arsenic	2	mg/kg	14	9.4	16	16
Cadmium	0.4	mg/kg	< 0.4	< 0.4	< 0.4	< 0.4
Chromium	5	mg/kg	18	8.7	22	19
Copper	5	mg/kg	15	9.5	17	15
Lead	5	mg/kg	16	8.4	13	18
Mercury	0.1	mg/kg	< 0.1	< 0.1	< 0.1	< 0.1
Nickel	5	mg/kg	6.8	11	5.7	15
Zinc	5	mg/kg	40	21	23	42
Perfluoroalkyl carboxylic acids (PFCAs)						
Perfluorobutanoic acid (PFBA)[N11]	5	ug/kg	-	-	-	< 5
Perfluoropentanoic acid (PFPeA)[N11]	5	ug/kg	-	-	-	< 5
Perfluorohexanoic acid (PFHxA)[N11]	5	ug/kg	-	-	-	< 5
Perfluoroheptanoic acid (PFHpA)[N11]	5	ug/kg	-	-	-	< 5
Perfluorooctanoic acid (PFOA)[N11]	5	ug/kg	-	-	-	< 5
Perfluorononanoic acid (PFNA)[N11]	5	ug/kg	-	-	-	< 5
Perfluorodecanoic acid (PFDA)[N11]	5	ug/kg	-	-	-	< 5
Perfluoroundecanoic acid (PFUnDA)[N11]	5	ug/kg	-	-	-	< 5
Perfluorododecanoic acid (PFDoDA)[N11]	5	ug/kg	-	-	-	< 5
Perfluorotridecanoic acid (PFTrDA)[N15]	5	ug/kg	-	-	-	< 5
Perfluorotetradecanoic acid (PFTeDA)[N11]	5	ug/kg	-	-	-	< 5
13C4-PFBA (surr.)	1	%	-	-	-	84
13C5-PFPeA (surr.)	1	%	-	-	-	98
13C5-PFHxA (surr.)	1	%	-	-	-	90
13C4-PFHpA (surr.)	1	%	-	-	-	96
13C8-PFOA (surr.)	1	%	-	-	-	86
13C5-PFNA (surr.)	1	%	-	-	-	98
13C6-PFDA (surr.)	1	%	-	-	-	112
13C2-PFUnDA (surr.)	1	%	-	-	-	107
13C2-PFDoDA (surr.)	1	%	-	-	-	98
13C2-PFTeDA (surr.)	1	%	-	-	-	103
Perfluoroalkyl sulfonamido substances						
Perfluorooctane sulfonamide (FOSA)[N11]	5	ug/kg	-	-	-	< 5
N-methylperfluoro-1-octane sulfonamide (N-MeFOSA)[N11]	5	ug/kg	-	-	-	< 5
N-ethylperfluoro-1-octane sulfonamide (N-EtFOSA)[N11]	5	ug/kg	-	-	-	< 5
2-(N-methylperfluoro-1-octane sulfonamido)-ethanol(N-MeFOSE)[N11]	5	ug/kg	-	-	-	< 5
2-(N-ethylperfluoro-1-octane sulfonamido)-ethanol(N-EtFOSE)[N11]	5	ug/kg	-	-	-	< 5

Client Sample ID			SB37_0.5-0.6	SB38_0.5-0.6	SB38_2.4-2.5	SB39_0-0.1
Sample Matrix			Soil	Soil	Soil	Soil
Eurofins Sample No.			S24-Ap0059675	S24-Ap0059676	S24-Ap0059677	S24-Ap0059678
Date Sampled			Apr 20, 2024	Apr 20, 2024	Apr 20, 2024	Apr 20, 2024
Test/Reference	LOR	Unit				
Perfluoroalkyl sulfonamido substances						
N-ethyl-perfluorooctanesulfonamidoacetic acid (N-EtFOSAA)[N11]	10	ug/kg	-	-	-	< 10
N-methyl-perfluorooctanesulfonamidoacetic acid (N-MeFOSAA)[N11]	10	ug/kg	-	-	-	< 10
13C8-FOSA (surr.)	1	%	-	-	-	95
D3-N-MeFOSA (surr.)	1	%	-	-	-	95
D5-N-EtFOSA (surr.)	1	%	-	-	-	96
D7-N-MeFOSE (surr.)	1	%	-	-	-	95
D9-N-EtFOSE (surr.)	1	%	-	-	-	78
D5-N-EtFOSAA (surr.)	1	%	-	-	-	108
D3-N-MeFOSAA (surr.)	1	%	-	-	-	107
Perfluoroalkyl sulfonic acids (PFSAs)						
Perfluorobutanesulfonic acid (PFBS)[N11]	5	ug/kg	-	-	-	< 5
Perfluorononanesulfonic acid (PFNS)[N15]	5	ug/kg	-	-	-	< 5
Perfluoropropanesulfonic acid (PFPrS)[N15]	5	ug/kg	-	-	-	< 5
Perfluoropentanesulfonic acid (PFPeS)[N15]	5	ug/kg	-	-	-	< 5
Perfluorohexanesulfonic acid (PFHxS)[N11]	5	ug/kg	-	-	-	< 5
Perfluoroheptanesulfonic acid (PFHpS)[N15]	5	ug/kg	-	-	-	< 5
Perfluorooctanesulfonic acid (PFOS)[N11]	5	ug/kg	-	-	-	< 5
Perfluorodecanesulfonic acid (PFDS)[N15]	5	ug/kg	-	-	-	< 5
13C3-PFBS (surr.)	1	%	-	-	-	104
18O2-PFHxS (surr.)	1	%	-	-	-	99
13C8-PFOS (surr.)	1	%	-	-	-	98
n:2 Fluorotelomer sulfonic acids (n:2 FTSAs)						
1H.1H.2H.2H-perfluorohexanesulfonic acid (4:2 FTSA)[N11]	5	ug/kg	-	-	-	< 5
1H.1H.2H.2H-perfluorooctanesulfonic acid(6:2 FTSA)[N11]	10	ug/kg	-	-	-	< 10
1H.1H.2H.2H-perfluorodecanesulfonic acid (8:2 FTSA)[N11]	5	ug/kg	-	-	-	< 5
1H.1H.2H.2H-perfluorododecanesulfonic acid (10:2 FTSA)[N11]	5	ug/kg	-	-	-	< 5
13C2-4:2 FTSA (surr.)	1	%	-	-	-	95
13C2-6:2 FTSA (surr.)	1	%	-	-	-	76
13C2-8:2 FTSA (surr.)	1	%	-	-	-	112
13C2-10:2 FTSA (surr.)	1	%	-	-	-	151
PFASs Summations						
Sum (PFHxS + PFOS)*	5	ug/kg	-	-	-	< 5
Sum of US EPA PFAS (PFOS + PFOA)*	5	ug/kg	-	-	-	< 5
Sum of enHealth PFAS (PFHxS + PFOS + PFOA)*	5	ug/kg	-	-	-	< 5
Sum of WA DWER PFAS (n=10)*	10	ug/kg	-	-	-	< 10
Sum of PFASs (n=30)*	50	ug/kg	-	-	-	< 50

Client Sample ID			SB39_2-2.1	SB40_0.15-0.25	SB40_0.5-0.6	SB41_0.15-0.25
Sample Matrix			Soil	Soil	Soil	Soil
Eurofins Sample No.			S24-Ap0059679	S24-Ap0059680	S24-Ap0059681	S24-Ap0059682
Date Sampled			Apr 20, 2024	Apr 20, 2024	Apr 20, 2024	Apr 20, 2024
Test/Reference	LOR	Unit				
Sample Properties						
% Moisture	1	%	9.9	16	14	11
Total Recoverable Hydrocarbons						
TRH C6-C9	20	mg/kg	< 20	< 20	< 20	< 20
TRH C10-C14	20	mg/kg	< 20	< 20	< 20	< 20
TRH C15-C28	50	mg/kg	< 50	< 50	< 50	< 50
TRH C29-C36	50	mg/kg	< 50	< 50	< 50	< 50
TRH C10-C36 (Total)	50	mg/kg	< 50	< 50	< 50	< 50
TRH C6-C10	20	mg/kg	< 20	< 20	< 20	< 20
TRH C6-C10 less BTEX (F1)[N04]	20	mg/kg	< 20	< 20	< 20	< 20
TRH >C10-C16	50	mg/kg	< 50	< 50	< 50	< 50
TRH >C10-C16 less Naphthalene (F2)[N01]	50	mg/kg	< 50	< 50	< 50	< 50
TRH >C16-C34	100	mg/kg	< 100	< 100	< 100	< 100
TRH >C34-C40	100	mg/kg	< 100	< 100	< 100	< 100
TRH >C10-C40 (total)*	100	mg/kg	< 100	< 100	< 100	< 100
BTEX						
Benzene	0.1	mg/kg	< 0.1	< 0.1	< 0.1	< 0.1
Toluene	0.1	mg/kg	< 0.1	< 0.1	< 0.1	< 0.1
Ethylbenzene	0.1	mg/kg	< 0.1	< 0.1	< 0.1	< 0.1
m&p-Xylenes	0.2	mg/kg	< 0.2	< 0.2	< 0.2	< 0.2
o-Xylene	0.1	mg/kg	< 0.1	< 0.1	< 0.1	< 0.1
Xylenes - Total*	0.3	mg/kg	< 0.3	< 0.3	< 0.3	< 0.3
4-Bromofluorobenzene (surr.)	1	%	105	112	92	112
Volatile Organics						
1.1-Dichloroethane	0.5	mg/kg	-	-	-	< 0.5
1.1-Dichloroethene	0.5	mg/kg	-	-	-	< 0.5
1.1.1-Trichloroethane	0.5	mg/kg	-	-	-	< 0.5
1.1.1.2-Tetrachloroethane	0.5	mg/kg	-	-	-	< 0.5
1.1.2-Trichloroethane	0.5	mg/kg	-	-	-	< 0.5
1.1.2.2-Tetrachloroethane	0.5	mg/kg	-	-	-	< 0.5
1.2-Dibromoethane	0.5	mg/kg	-	-	-	< 0.5
1.2-Dichlorobenzene	0.5	mg/kg	-	-	-	< 0.5
1.2-Dichloroethane	0.5	mg/kg	-	-	-	< 0.5
1.2-Dichloropropane	0.5	mg/kg	-	-	-	< 0.5
1.2.3-Trichloropropane	0.5	mg/kg	-	-	-	< 0.5
1.2.4-Trimethylbenzene	0.5	mg/kg	-	-	-	< 0.5
1.3-Dichlorobenzene	0.5	mg/kg	-	-	-	< 0.5
1.3-Dichloropropane	0.5	mg/kg	-	-	-	< 0.5
1.3.5-Trimethylbenzene	0.5	mg/kg	-	-	-	< 0.5
1.4-Dichlorobenzene	0.5	mg/kg	-	-	-	< 0.5
2-Butanone (MEK)	0.5	mg/kg	-	-	-	< 0.5
2-Propanone (Acetone)	0.5	mg/kg	-	-	-	< 0.5
4-Chlorotoluene	0.5	mg/kg	-	-	-	< 0.5
4-Methyl-2-pentanone (MIBK)	0.5	mg/kg	-	-	-	< 0.5
Allyl chloride	0.5	mg/kg	-	-	-	< 0.5
Benzene	0.1	mg/kg	-	-	-	< 0.1
Bromobenzene	0.5	mg/kg	-	-	-	< 0.5
Bromochloromethane	0.5	mg/kg	-	-	-	< 0.5
Bromodichloromethane	0.5	mg/kg	-	-	-	< 0.5

Client Sample ID			SB39_2-2.1	SB40_0.15-0.25	SB40_0.5-0.6	SB41_0.15-0.25
Sample Matrix			Soil	Soil	Soil	Soil
Eurofins Sample No.			S24-Ap0059679	S24-Ap0059680	S24-Ap0059681	S24-Ap0059682
Date Sampled			Apr 20, 2024	Apr 20, 2024	Apr 20, 2024	Apr 20, 2024
Test/Reference	LOR	Unit				
Volatile Organics						
Bromoform	0.5	mg/kg	-	-	-	< 0.5
Bromomethane	0.5	mg/kg	-	-	-	< 0.5
Carbon disulfide	0.5	mg/kg	-	-	-	< 0.5
Carbon Tetrachloride	0.5	mg/kg	-	-	-	< 0.5
Chlorobenzene	0.5	mg/kg	-	-	-	< 0.5
Chloroethane	0.5	mg/kg	-	-	-	< 0.5
Chloroform	0.5	mg/kg	-	-	-	< 0.5
Chloromethane	0.5	mg/kg	-	-	-	< 0.5
cis-1.2-Dichloroethene	0.5	mg/kg	-	-	-	< 0.5
cis-1.3-Dichloropropene	0.5	mg/kg	-	-	-	< 0.5
Dibromochloromethane	0.5	mg/kg	-	-	-	< 0.5
Dibromomethane	0.5	mg/kg	-	-	-	< 0.5
Dichlorodifluoromethane	0.5	mg/kg	-	-	-	< 0.5
Ethylbenzene	0.1	mg/kg	-	-	-	< 0.1
Iodomethane	0.5	mg/kg	-	-	-	< 0.5
Isopropyl benzene (Cumene)	0.5	mg/kg	-	-	-	< 0.5
m&p-Xylenes	0.2	mg/kg	-	-	-	< 0.2
Methylene Chloride	0.5	mg/kg	-	-	-	< 0.5
o-Xylene	0.1	mg/kg	-	-	-	< 0.1
Styrene	0.5	mg/kg	-	-	-	< 0.5
Tetrachloroethene	0.5	mg/kg	-	-	-	< 0.5
Toluene	0.1	mg/kg	-	-	-	< 0.1
trans-1.2-Dichloroethene	0.5	mg/kg	-	-	-	< 0.5
trans-1.3-Dichloropropene	0.5	mg/kg	-	-	-	< 0.5
Trichloroethene	0.5	mg/kg	-	-	-	< 0.5
Trichlorofluoromethane	0.5	mg/kg	-	-	-	< 0.5
Vinyl chloride	0.5	mg/kg	-	-	-	< 0.5
Xylenes - Total*	0.3	mg/kg	-	-	-	< 0.3
Total MAH*	0.5	mg/kg	-	-	-	< 0.5
Vic EPA IWRG 621 CHC (Total)*	0.5	mg/kg	-	-	-	< 0.5
Vic EPA IWRG 621 Other CHC (Total)*	0.5	mg/kg	-	-	-	< 0.5
4-Bromofluorobenzene (surr.)	1	%	-	-	-	112
Toluene-d8 (surr.)	1	%	-	-	-	113
Total Recoverable Hydrocarbons - 2013 NEPM Fractions						
Naphthalene[N02]	0.5	mg/kg	< 0.5	< 0.5	< 0.5	< 0.5
Polycyclic Aromatic Hydrocarbons						
Benzo(a)pyrene TEQ (lower bound) *	0.5	mg/kg	< 0.5	< 0.5	< 0.5	< 0.5
Benzo(a)pyrene TEQ (medium bound) *	0.5	mg/kg	0.6	0.6	0.6	0.6
Benzo(a)pyrene TEQ (upper bound) *	0.5	mg/kg	1.2	1.2	1.2	1.2
Acenaphthene	0.5	mg/kg	< 0.5	< 0.5	< 0.5	< 0.5
Acenaphthylene	0.5	mg/kg	< 0.5	< 0.5	< 0.5	< 0.5
Anthracene	0.5	mg/kg	< 0.5	< 0.5	< 0.5	< 0.5
Benz(a)anthracene	0.5	mg/kg	< 0.5	< 0.5	< 0.5	< 0.5
Benzo(a)pyrene	0.5	mg/kg	< 0.5	< 0.5	< 0.5	< 0.5
Benzo(b&j)fluoranthene[N07]	0.5	mg/kg	< 0.5	< 0.5	< 0.5	< 0.5
Benzo(g.h.i)perylene	0.5	mg/kg	< 0.5	< 0.5	< 0.5	< 0.5
Benzo(k)fluoranthene	0.5	mg/kg	< 0.5	< 0.5	< 0.5	< 0.5
Chrysene	0.5	mg/kg	< 0.5	< 0.5	< 0.5	< 0.5

Client Sample ID			SB39_2-2.1	SB40_0.15-0.25	SB40_0.5-0.6	SB41_0.15-0.25
Sample Matrix			Soil	Soil	Soil	Soil
Eurofins Sample No.			S24-Ap0059679	S24-Ap0059680	S24-Ap0059681	S24-Ap0059682
Date Sampled			Apr 20, 2024	Apr 20, 2024	Apr 20, 2024	Apr 20, 2024
Test/Reference	LOR	Unit				
Polycyclic Aromatic Hydrocarbons						
Dibenz(a.h)anthracene	0.5	mg/kg	< 0.5	< 0.5	< 0.5	< 0.5
Fluoranthene	0.5	mg/kg	< 0.5	< 0.5	< 0.5	< 0.5
Fluorene	0.5	mg/kg	< 0.5	< 0.5	< 0.5	< 0.5
Indeno(1.2.3-cd)pyrene	0.5	mg/kg	< 0.5	< 0.5	< 0.5	< 0.5
Naphthalene	0.5	mg/kg	< 0.5	< 0.5	< 0.5	< 0.5
Phenanthrene	0.5	mg/kg	< 0.5	< 0.5	< 0.5	< 0.5
Pyrene	0.5	mg/kg	< 0.5	< 0.5	< 0.5	< 0.5
Total PAH*	0.5	mg/kg	< 0.5	< 0.5	< 0.5	< 0.5
2-Fluorobiphenyl (surr.)	1	%	64	67	70	67
p-Terphenyl-d14 (surr.)	1	%	55	61	63	62
Heavy Metals						
Arsenic	2	mg/kg	3.3	17	12	5.3
Cadmium	0.4	mg/kg	< 0.4	< 0.4	< 0.4	< 0.4
Chromium	5	mg/kg	< 5	17	7.5	11
Copper	5	mg/kg	8.5	18	18	16
Lead	5	mg/kg	< 5	17	7.9	12
Mercury	0.1	mg/kg	< 0.1	< 0.1	< 0.1	< 0.1
Nickel	5	mg/kg	< 5	16	13	25
Zinc	5	mg/kg	18	61	61	57

Client Sample ID			SB41_1-1.1	SB41_1.9-2.0	SB42_0-0.1	SB42_1-1.1
Sample Matrix			Soil	Soil	Soil	Soil
Eurofins Sample No.			S24-Ap0059683	S24-Ap0059684	S24-Ap0059685	S24-Ap0059686
Date Sampled			Apr 20, 2024	Apr 20, 2024	Apr 20, 2024	Apr 20, 2024
Test/Reference	LOR	Unit				
Sample Properties						
% Moisture	1	%	14	15	15	8.7
Total Recoverable Hydrocarbons						
TRH C6-C9	20	mg/kg	< 20	< 20	< 20	< 20
TRH C10-C14	20	mg/kg	< 20	< 20	< 20	< 20
TRH C15-C28	50	mg/kg	< 50	< 50	75	< 50
TRH C29-C36	50	mg/kg	< 50	< 50	67	< 50
TRH C10-C36 (Total)	50	mg/kg	< 50	< 50	142	< 50
TRH C6-C10	20	mg/kg	< 20	< 20	< 20	< 20
TRH C6-C10 less BTEX (F1)[N04]	20	mg/kg	< 20	< 20	< 20	< 20
TRH >C10-C16	50	mg/kg	< 50	< 50	< 50	< 50
TRH >C10-C16 less Naphthalene (F2)[N01]	50	mg/kg	< 50	< 50	< 50	< 50
TRH >C16-C34	100	mg/kg	< 100	< 100	110	< 100
TRH >C34-C40	100	mg/kg	< 100	< 100	< 100	< 100
TRH >C10-C40 (total)*	100	mg/kg	< 100	< 100	110	< 100
BTEX						
Benzene	0.1	mg/kg	< 0.1	< 0.1	< 0.1	< 0.1
Toluene	0.1	mg/kg	< 0.1	< 0.1	< 0.1	< 0.1
Ethylbenzene	0.1	mg/kg	< 0.1	< 0.1	< 0.1	< 0.1
m&p-Xylenes	0.2	mg/kg	< 0.2	< 0.2	< 0.2	< 0.2
o-Xylene	0.1	mg/kg	< 0.1	< 0.1	< 0.1	< 0.1

Client Sample ID			SB41_1-1.1	SB41_1.9-2.0	SB42_0-0.1	SB42_1-1.1
Sample Matrix			Soil	Soil	Soil	Soil
Eurofins Sample No.			S24-Ap0059683	S24-Ap0059684	S24-Ap0059685	S24-Ap0059686
Date Sampled			Apr 20, 2024	Apr 20, 2024	Apr 20, 2024	Apr 20, 2024
Test/Reference	LOR	Unit				
BTEX						
Xylenes - Total*	0.3	mg/kg	< 0.3	< 0.3	< 0.3	< 0.3
4-Bromofluorobenzene (surr.)	1	%	115	119	86	94
Volatile Organics						
1.1-Dichloroethane	0.5	mg/kg	-	-	< 0.5	-
1.1-Dichloroethene	0.5	mg/kg	-	-	< 0.5	-
1.1.1-Trichloroethane	0.5	mg/kg	-	-	< 0.5	-
1.1.1.2-Tetrachloroethane	0.5	mg/kg	-	-	< 0.5	-
1.1.2-Trichloroethane	0.5	mg/kg	-	-	< 0.5	-
1.1.2.2-Tetrachloroethane	0.5	mg/kg	-	-	< 0.5	-
1.2-Dibromoethane	0.5	mg/kg	-	-	< 0.5	-
1.2-Dichlorobenzene	0.5	mg/kg	-	-	< 0.5	-
1.2-Dichloroethane	0.5	mg/kg	-	-	< 0.5	-
1.2-Dichloropropane	0.5	mg/kg	-	-	< 0.5	-
1.2.3-Trichloropropane	0.5	mg/kg	-	-	< 0.5	-
1.2.4-Trimethylbenzene	0.5	mg/kg	-	-	< 0.5	-
1.3-Dichlorobenzene	0.5	mg/kg	-	-	< 0.5	-
1.3-Dichloropropane	0.5	mg/kg	-	-	< 0.5	-
1.3.5-Trimethylbenzene	0.5	mg/kg	-	-	< 0.5	-
1.4-Dichlorobenzene	0.5	mg/kg	-	-	< 0.5	-
2-Butanone (MEK)	0.5	mg/kg	-	-	< 0.5	-
2-Propanone (Acetone)	0.5	mg/kg	-	-	< 0.5	-
4-Chlorotoluene	0.5	mg/kg	-	-	< 0.5	-
4-Methyl-2-pentanone (MIBK)	0.5	mg/kg	-	-	< 0.5	-
Allyl chloride	0.5	mg/kg	-	-	< 0.5	-
Benzene	0.1	mg/kg	-	-	< 0.1	-
Bromobenzene	0.5	mg/kg	-	-	< 0.5	-
Bromochloromethane	0.5	mg/kg	-	-	< 0.5	-
Bromodichloromethane	0.5	mg/kg	-	-	< 0.5	-
Bromoform	0.5	mg/kg	-	-	< 0.5	-
Bromomethane	0.5	mg/kg	-	-	< 0.5	-
Carbon disulfide	0.5	mg/kg	-	-	< 0.5	-
Carbon Tetrachloride	0.5	mg/kg	-	-	< 0.5	-
Chlorobenzene	0.5	mg/kg	-	-	< 0.5	-
Chloroethane	0.5	mg/kg	-	-	< 0.5	-
Chloroform	0.5	mg/kg	-	-	< 0.5	-
Chloromethane	0.5	mg/kg	-	-	< 0.5	-
cis-1.2-Dichloroethene	0.5	mg/kg	-	-	< 0.5	-
cis-1.3-Dichloropropene	0.5	mg/kg	-	-	< 0.5	-
Dibromochloromethane	0.5	mg/kg	-	-	< 0.5	-
Dibromomethane	0.5	mg/kg	-	-	< 0.5	-
Dichlorodifluoromethane	0.5	mg/kg	-	-	< 0.5	-
Ethylbenzene	0.1	mg/kg	-	-	< 0.1	-
Iodomethane	0.5	mg/kg	-	-	< 0.5	-
Isopropyl benzene (Cumene)	0.5	mg/kg	-	-	< 0.5	-
m&p-Xylenes	0.2	mg/kg	-	-	< 0.2	-
Methylene Chloride	0.5	mg/kg	-	-	< 0.5	-
o-Xylene	0.1	mg/kg	-	-	< 0.1	-
Styrene	0.5	mg/kg	-	-	< 0.5	-
Tetrachloroethene	0.5	mg/kg	-	-	< 0.5	-

Client Sample ID			SB41_1-1.1	SB41_1.9-2.0	SB42_0-0.1	SB42_1-1.1
Sample Matrix			Soil	Soil	Soil	Soil
Eurofins Sample No.			S24-Ap0059683	S24-Ap0059684	S24-Ap0059685	S24-Ap0059686
Date Sampled			Apr 20, 2024	Apr 20, 2024	Apr 20, 2024	Apr 20, 2024
Test/Reference	LOR	Unit				
Volatile Organics						
Toluene	0.1	mg/kg	-	-	< 0.1	-
trans-1.2-Dichloroethene	0.5	mg/kg	-	-	< 0.5	-
trans-1.3-Dichloropropene	0.5	mg/kg	-	-	< 0.5	-
Trichloroethene	0.5	mg/kg	-	-	< 0.5	-
Trichlorofluoromethane	0.5	mg/kg	-	-	< 0.5	-
Vinyl chloride	0.5	mg/kg	-	-	< 0.5	-
Xylenes - Total*	0.3	mg/kg	-	-	< 0.3	-
Total MAH*	0.5	mg/kg	-	-	< 0.5	-
Vic EPA IWRG 621 CHC (Total)*	0.5	mg/kg	-	-	< 0.5	-
Vic EPA IWRG 621 Other CHC (Total)*	0.5	mg/kg	-	-	< 0.5	-
4-Bromofluorobenzene (surr.)	1	%	-	-	86	-
Toluene-d8 (surr.)	1	%	-	-	87	-
Total Recoverable Hydrocarbons - 2013 NEPM Fractions						
Naphthalene[N02]	0.5	mg/kg	< 0.5	< 0.5	< 0.5	< 0.5
Polycyclic Aromatic Hydrocarbons						
Benzo(a)pyrene TEQ (lower bound) *	0.5	mg/kg	< 0.5	< 0.5	< 0.5	< 0.5
Benzo(a)pyrene TEQ (medium bound) *	0.5	mg/kg	0.6	0.6	0.6	0.6
Benzo(a)pyrene TEQ (upper bound) *	0.5	mg/kg	1.2	1.2	1.2	1.2
Acenaphthene	0.5	mg/kg	< 0.5	< 0.5	< 0.5	< 0.5
Acenaphthylene	0.5	mg/kg	< 0.5	< 0.5	< 0.5	< 0.5
Anthracene	0.5	mg/kg	< 0.5	< 0.5	< 0.5	< 0.5
Benz(a)anthracene	0.5	mg/kg	< 0.5	< 0.5	< 0.5	< 0.5
Benzo(a)pyrene	0.5	mg/kg	< 0.5	< 0.5	< 0.5	< 0.5
Benzo(b&j)fluoranthene[N07]	0.5	mg/kg	< 0.5	< 0.5	< 0.5	< 0.5
Benzo(g.h.i)perylene	0.5	mg/kg	< 0.5	< 0.5	< 0.5	< 0.5
Benzo(k)fluoranthene	0.5	mg/kg	< 0.5	< 0.5	< 0.5	< 0.5
Chrysene	0.5	mg/kg	< 0.5	< 0.5	< 0.5	< 0.5
Dibenz(a.h)anthracene	0.5	mg/kg	< 0.5	< 0.5	< 0.5	< 0.5
Fluoranthene	0.5	mg/kg	< 0.5	< 0.5	< 0.5	< 0.5
Fluorene	0.5	mg/kg	< 0.5	< 0.5	< 0.5	< 0.5
Indeno(1.2.3-cd)pyrene	0.5	mg/kg	< 0.5	< 0.5	< 0.5	< 0.5
Naphthalene	0.5	mg/kg	< 0.5	< 0.5	< 0.5	< 0.5
Phenanthrene	0.5	mg/kg	< 0.5	< 0.5	< 0.5	< 0.5
Pyrene	0.5	mg/kg	< 0.5	< 0.5	< 0.5	< 0.5
Total PAH*	0.5	mg/kg	< 0.5	< 0.5	< 0.5	< 0.5
2-Fluorobiphenyl (surr.)	1	%	69	70	67	84
p-Terphenyl-d14 (surr.)	1	%	63	63	59	91
Heavy Metals						
Arsenic	2	mg/kg	11	13	15	12
Cadmium	0.4	mg/kg	< 0.4	< 0.4	< 0.4	< 0.4
Chromium	5	mg/kg	5.7	26	22	19
Copper	5	mg/kg	9.7	32	9.6	8.7
Lead	5	mg/kg	5.4	11	22	21
Mercury	0.1	mg/kg	< 0.1	< 0.1	< 0.1	< 0.1
Nickel	5	mg/kg	10	66	6.0	5.7
Zinc	5	mg/kg	83	63	27	22

Client Sample ID			SB43_0-0.1	SB44_0-0.1	SB44_1.9-2.0	QC100
Sample Matrix			Soil	Soil	Soil	Soil
Eurofins Sample No.			S24-Ap0059687	S24-Ap0059688	S24-Ap0059689	S24-Ap0059690
Date Sampled			Apr 20, 2024	Apr 20, 2024	Apr 20, 2024	Apr 20, 2024
Test/Reference	LOR	Unit				
Sample Properties						
% Moisture	1	%	14	10	9.9	13
Total Recoverable Hydrocarbons						
TRH C6-C9	20	mg/kg	< 20	< 20	< 20	< 20
TRH C10-C14	20	mg/kg	< 20	< 20	< 20	< 20
TRH C15-C28	50	mg/kg	< 50	< 50	< 50	< 50
TRH C29-C36	50	mg/kg	< 50	< 50	< 50	< 50
TRH C10-C36 (Total)	50	mg/kg	< 50	< 50	< 50	< 50
TRH C6-C10	20	mg/kg	< 20	< 20	< 20	< 20
TRH C6-C10 less BTEX (F1)[N04]	20	mg/kg	< 20	< 20	< 20	< 20
TRH >C10-C16	50	mg/kg	< 50	< 50	< 50	< 50
TRH >C10-C16 less Naphthalene (F2)[N01]	50	mg/kg	< 50	< 50	< 50	< 50
TRH >C16-C34	100	mg/kg	< 100	< 100	< 100	< 100
TRH >C34-C40	100	mg/kg	< 100	< 100	< 100	< 100
TRH >C10-C40 (total)*	100	mg/kg	< 100	< 100	< 100	< 100
BTEX						
Benzene	0.1	mg/kg	< 0.1	< 0.1	< 0.1	< 0.1
Toluene	0.1	mg/kg	< 0.1	< 0.1	< 0.1	< 0.1
Ethylbenzene	0.1	mg/kg	< 0.1	< 0.1	< 0.1	< 0.1
m&p-Xylenes	0.2	mg/kg	< 0.2	< 0.2	< 0.2	< 0.2
o-Xylene	0.1	mg/kg	< 0.1	< 0.1	< 0.1	< 0.1
Xylenes - Total*	0.3	mg/kg	< 0.3	< 0.3	< 0.3	< 0.3
4-Bromofluorobenzene (surr.)	1	%	69	INT	101	109
Total Recoverable Hydrocarbons - 2013 NEPM Fractions						
Naphthalene[N02]	0.5	mg/kg	< 0.5	< 0.5	< 0.5	< 0.5
Polycyclic Aromatic Hydrocarbons						
Benzo(a)pyrene TEQ (lower bound) *	0.5	mg/kg	< 0.5	< 0.5	< 0.5	< 0.5
Benzo(a)pyrene TEQ (medium bound) *	0.5	mg/kg	0.6	0.6	0.6	0.6
Benzo(a)pyrene TEQ (upper bound) *	0.5	mg/kg	1.2	1.2	1.2	1.2
Acenaphthene	0.5	mg/kg	< 0.5	< 0.5	< 0.5	< 0.5
Acenaphthylene	0.5	mg/kg	< 0.5	< 0.5	< 0.5	< 0.5
Anthracene	0.5	mg/kg	< 0.5	< 0.5	< 0.5	< 0.5
Benz(a)anthracene	0.5	mg/kg	< 0.5	< 0.5	< 0.5	< 0.5
Benzo(a)pyrene	0.5	mg/kg	< 0.5	< 0.5	< 0.5	< 0.5
Benzo(b&j)fluoranthene[N07]	0.5	mg/kg	< 0.5	< 0.5	< 0.5	< 0.5
Benzo(g.h.i)perylene	0.5	mg/kg	< 0.5	< 0.5	< 0.5	< 0.5
Benzo(k)fluoranthene	0.5	mg/kg	< 0.5	< 0.5	< 0.5	< 0.5
Chrysene	0.5	mg/kg	< 0.5	< 0.5	< 0.5	< 0.5
Dibenz(a.h)anthracene	0.5	mg/kg	< 0.5	< 0.5	< 0.5	< 0.5
Fluoranthene	0.5	mg/kg	< 0.5	< 0.5	< 0.5	< 0.5
Fluorene	0.5	mg/kg	< 0.5	< 0.5	< 0.5	< 0.5
Indeno(1.2.3-cd)pyrene	0.5	mg/kg	< 0.5	< 0.5	< 0.5	< 0.5
Naphthalene	0.5	mg/kg	< 0.5	< 0.5	< 0.5	< 0.5
Phenanthrene	0.5	mg/kg	< 0.5	< 0.5	< 0.5	< 0.5
Pyrene	0.5	mg/kg	< 0.5	< 0.5	< 0.5	< 0.5
Total PAH*	0.5	mg/kg	< 0.5	< 0.5	< 0.5	< 0.5
2-Fluorobiphenyl (surr.)	1	%	70	71	64	80
p-Terphenyl-d14 (surr.)	1	%	63	61	62	70

Client Sample ID			SB43_0-0.1	SB44_0-0.1	SB44_1.9-2.0	QC100
Sample Matrix			Soil	Soil	Soil	Soil
Eurofins Sample No.			S24-Ap0059687	S24-Ap0059688	S24-Ap0059689	S24-Ap0059690
Date Sampled			Apr 20, 2024	Apr 20, 2024	Apr 20, 2024	Apr 20, 2024
Test/Reference	LOR	Unit				
Heavy Metals						
Arsenic	2	mg/kg	18	13	18	14
Cadmium	0.4	mg/kg	< 0.4	< 0.4	< 0.4	< 0.4
Chromium	5	mg/kg	28	15	5.2	18
Copper	5	mg/kg	8.2	14	17	9.5
Lead	5	mg/kg	20	14	10	16
Mercury	0.1	mg/kg	< 0.1	< 0.1	< 0.1	< 0.1
Nickel	5	mg/kg	8.7	7.7	< 5	5.2
Zinc	5	mg/kg	26	24	14	31
Perfluoroalkyl carboxylic acids (PFCAs)						
Perfluorobutanoic acid (PFBA)[N11]	5	ug/kg	< 5	-	-	-
Perfluoropentanoic acid (PFPeA)[N11]	5	ug/kg	< 5	-	-	-
Perfluorohexanoic acid (PFHxA)[N11]	5	ug/kg	< 5	-	-	-
Perfluoroheptanoic acid (PFHpA)[N11]	5	ug/kg	< 5	-	-	-
Perfluorooctanoic acid (PFOA)[N11]	5	ug/kg	< 5	-	-	-
Perfluorononanoic acid (PFNA)[N11]	5	ug/kg	< 5	-	-	-
Perfluorodecanoic acid (PFDA)[N11]	5	ug/kg	< 5	-	-	-
Perfluoroundecanoic acid (PFUnDA)[N11]	5	ug/kg	< 5	-	-	-
Perfluorododecanoic acid (PFDoDA)[N11]	5	ug/kg	< 5	-	-	-
Perfluorotridecanoic acid (PFTrDA)[N15]	5	ug/kg	< 5	-	-	-
Perfluorotetradecanoic acid (PFTeDA)[N11]	5	ug/kg	< 5	-	-	-
13C4-PFBA (surr.)	1	%	88	-	-	-
13C5-PFPeA (surr.)	1	%	96	-	-	-
13C5-PFHxA (surr.)	1	%	102	-	-	-
13C4-PFHpA (surr.)	1	%	98	-	-	-
13C8-PFOA (surr.)	1	%	96	-	-	-
13C5-PFNA (surr.)	1	%	101	-	-	-
13C6-PFDA (surr.)	1	%	112	-	-	-
13C2-PFUnDA (surr.)	1	%	119	-	-	-
13C2-PFDoDA (surr.)	1	%	101	-	-	-
13C2-PFTeDA (surr.)	1	%	89	-	-	-
Perfluoroalkyl sulfonamido substances						
Perfluorooctane sulfonamide (FOSA)[N11]	5	ug/kg	< 5	-	-	-
N-methylperfluoro-1-octane sulfonamide (N-MeFOSA)[N11]	5	ug/kg	< 5	-	-	-
N-ethylperfluoro-1-octane sulfonamide (N-EtFOSA)[N11]	5	ug/kg	< 5	-	-	-
2-(N-methylperfluoro-1-octane sulfonamido)-ethanol(N-MeFOSE)[N11]	5	ug/kg	< 5	-	-	-
2-(N-ethylperfluoro-1-octane sulfonamido)-ethanol(N-EtFOSE)[N11]	5	ug/kg	< 5	-	-	-
N-ethyl-perfluorooctanesulfonamidoacetic acid (N-EtFOSAA)[N11]	10	ug/kg	< 10	-	-	-
N-methyl-perfluorooctanesulfonamidoacetic acid (N-MeFOSAA)[N11]	10	ug/kg	< 10	-	-	-
13C8-FOSA (surr.)	1	%	89	-	-	-
D3-N-MeFOSA (surr.)	1	%	102	-	-	-
D5-N-EtFOSA (surr.)	1	%	105	-	-	-
D7-N-MeFOSE (surr.)	1	%	96	-	-	-
D9-N-EtFOSE (surr.)	1	%	91	-	-	-
D5-N-EtFOSAA (surr.)	1	%	122	-	-	-
D3-N-MeFOSAA (surr.)	1	%	115	-	-	-

Client Sample ID			SB43_0-0.1	SB44_0-0.1	SB44_1.9-2.0	QC100
Sample Matrix			Soil	Soil	Soil	Soil
Eurofins Sample No.			S24-Ap0059687	S24-Ap0059688	S24-Ap0059689	S24-Ap0059690
Date Sampled			Apr 20, 2024	Apr 20, 2024	Apr 20, 2024	Apr 20, 2024
Test/Reference	LOR	Unit				
Perfluoroalkyl sulfonic acids (PFSAs)						
Perfluorobutanesulfonic acid (PFBS)[N11]	5	ug/kg	< 5	-	-	-
Perfluorononanesulfonic acid (PFNS)[N15]	5	ug/kg	< 5	-	-	-
Perfluoropropanesulfonic acid (PFPrS)[N15]	5	ug/kg	< 5	-	-	-
Perfluoropentanesulfonic acid (PFPeS)[N15]	5	ug/kg	< 5	-	-	-
Perfluorohexanesulfonic acid (PFHxS)[N11]	5	ug/kg	< 5	-	-	-
Perfluoroheptanesulfonic acid (PFHpS)[N15]	5	ug/kg	< 5	-	-	-
Perfluorooctanesulfonic acid (PFOS)[N11]	5	ug/kg	< 5	-	-	-
Perfluorodecanesulfonic acid (PFDS)[N15]	5	ug/kg	< 5	-	-	-
13C3-PFBS (surr.)	1	%	110	-	-	-
18O2-PFHxS (surr.)	1	%	102	-	-	-
13C8-PFOS (surr.)	1	%	100	-	-	-
n:2 Fluorotelomer sulfonic acids (n:2 FTSAs)						
1H.1H.2H.2H-perfluorohexanesulfonic acid (4:2 FTSA)[N11]	5	ug/kg	< 5	-	-	-
1H.1H.2H.2H-perfluorooctanesulfonic acid(6:2 FTSA)[N11]	10	ug/kg	< 10	-	-	-
1H.1H.2H.2H-perfluorodecanesulfonic acid (8:2 FTSA)[N11]	5	ug/kg	< 5	-	-	-
1H.1H.2H.2H-perfluorododecanesulfonic acid (10:2 FTSA)[N11]	5	ug/kg	< 5	-	-	-
13C2-4:2 FTSA (surr.)	1	%	90	-	-	-
13C2-6:2 FTSA (surr.)	1	%	99	-	-	-
13C2-8:2 FTSA (surr.)	1	%	120	-	-	-
13C2-10:2 FTSA (surr.)	1	%	171	-	-	-
PFASs Summations						
Sum (PFHxS + PFOS)*	5	ug/kg	< 5	-	-	-
Sum of US EPA PFAS (PFOS + PFOA)*	5	ug/kg	< 5	-	-	-
Sum of enHealth PFAS (PFHxS + PFOS + PFOA)*	5	ug/kg	< 5	-	-	-
Sum of WA DWER PFAS (n=10)*	10	ug/kg	< 10	-	-	-
Sum of PFASs (n=30)*	50	ug/kg	< 50	-	-	-

Client Sample ID			QC101
Sample Matrix			Soil
Eurofins Sample No.			S24-Ap0059691
Date Sampled			Apr 20, 2024
Test/Reference	LOR	Unit	
Sample Properties			
% Moisture	1	%	10.0
Total Recoverable Hydrocarbons			
TRH C6-C9	20	mg/kg	< 20
TRH C10-C14	20	mg/kg	< 20
TRH C15-C28	50	mg/kg	< 50
TRH C29-C36	50	mg/kg	< 50
TRH C10-C36 (Total)	50	mg/kg	< 50
TRH C6-C10	20	mg/kg	< 20
TRH C6-C10 less BTEX (F1)[N04]	20	mg/kg	< 20
TRH >C10-C16	50	mg/kg	< 50
TRH >C10-C16 less Naphthalene (F2)[N01]	50	mg/kg	< 50

Client Sample ID			QC101
Sample Matrix			Soil
Eurofins Sample No.			S24-Ap0059691
Date Sampled			Apr 20, 2024
Test/Reference	LOR	Unit	
Total Recoverable Hydrocarbons			
TRH >C16-C34	100	mg/kg	< 100
TRH >C34-C40	100	mg/kg	< 100
TRH >C10-C40 (total)*	100	mg/kg	< 100
BTEX			
Benzene	0.1	mg/kg	< 0.1
Toluene	0.1	mg/kg	< 0.1
Ethylbenzene	0.1	mg/kg	< 0.1
m&p-Xylenes	0.2	mg/kg	< 0.2
o-Xylene	0.1	mg/kg	< 0.1
Xylenes - Total*	0.3	mg/kg	< 0.3
4-Bromofluorobenzene (surr.)	1	%	133
Total Recoverable Hydrocarbons - 2013 NEPM Fractions			
Naphthalene[N02]	0.5	mg/kg	< 0.5
Polycyclic Aromatic Hydrocarbons			
Benzo(a)pyrene TEQ (lower bound) *	0.5	mg/kg	< 0.5
Benzo(a)pyrene TEQ (medium bound) *	0.5	mg/kg	0.6
Benzo(a)pyrene TEQ (upper bound) *	0.5	mg/kg	1.2
Acenaphthene	0.5	mg/kg	< 0.5
Acenaphthylene	0.5	mg/kg	< 0.5
Anthracene	0.5	mg/kg	< 0.5
Benz(a)anthracene	0.5	mg/kg	< 0.5
Benzo(a)pyrene	0.5	mg/kg	< 0.5
Benzo(b&j)fluoranthene[N07]	0.5	mg/kg	< 0.5
Benzo(g.h.i)perylene	0.5	mg/kg	< 0.5
Benzo(k)fluoranthene	0.5	mg/kg	< 0.5
Chrysene	0.5	mg/kg	< 0.5
Dibenz(a.h)anthracene	0.5	mg/kg	< 0.5
Fluoranthene	0.5	mg/kg	< 0.5
Fluorene	0.5	mg/kg	< 0.5
Indeno(1.2.3-cd)pyrene	0.5	mg/kg	< 0.5
Naphthalene	0.5	mg/kg	< 0.5
Phenanthrene	0.5	mg/kg	< 0.5
Pyrene	0.5	mg/kg	< 0.5
Total PAH*	0.5	mg/kg	< 0.5
2-Fluorobiphenyl (surr.)	1	%	84
p-Terphenyl-d14 (surr.)	1	%	66
Heavy Metals			
Arsenic	2	mg/kg	3.0
Cadmium	0.4	mg/kg	< 0.4
Chromium	5	mg/kg	< 5
Copper	5	mg/kg	14
Lead	5	mg/kg	12
Mercury	0.1	mg/kg	< 0.1
Nickel	5	mg/kg	< 5
Zinc	5	mg/kg	13

Sample History

Where samples are submitted/analysed over several days, the last date of extraction is reported.

If the date and time of sampling are not provided, the Laboratory will not be responsible for compromised results should testing be performed outside the recommended holding time.

Description	Testing Site	Extracted	Holding Time
Polychlorinated Biphenyls	Sydney	Apr 29, 2024	28 Days
- Method: LTM-ORG-2220 OCP & PCB in Soil and Water			
Organochlorine Pesticides	Sydney	Apr 29, 2024	14 Days
- Method: LTM-ORG-2220 OCP & PCB in Soil and Water			
% Moisture	Sydney	Apr 23, 2024	14 Days
- Method: LTM-GEN-7080 Moisture			
Total Recoverable Hydrocarbons - 1999 NEPM Fractions	Sydney	Apr 29, 2024	14 Days
- Method: LTM-ORG-2010 TRH C6-C40			
Total Recoverable Hydrocarbons - 2013 NEPM Fractions	Sydney	Apr 29, 2024	14 Days
- Method: LTM-ORG-2010 TRH C6-C40			
Total Recoverable Hydrocarbons - 2013 NEPM Fractions	Sydney	Apr 29, 2024	14 Days
- Method: LTM-ORG-2010 TRH C6-C40			
BTEX	Sydney	Apr 29, 2024	14 Days
- Method: LTM-ORG-2010 BTEX and Volatile TRH			
Metals M8	Sydney	Apr 29, 2024	28 Days
- Method: LTM-MET-3040 Metals in Waters, Soils & Sediments by ICP-MS			
Volatile Organics	Sydney	Apr 29, 2024	7 Days
- Method: LTM-ORG-2150 VOCs in Soils Liquid and other Aqueous Matrices			
Polycyclic Aromatic Hydrocarbons	Sydney	Apr 29, 2024	14 Days
- Method: LTM-ORG-2130 PAH and Phenols in Soil and Water			
Per- and Polyfluoroalkyl Substances (PFASs)			
Perfluoroalkyl carboxylic acids (PFCAs)	Sydney	Apr 29, 2024	28 Days
- Method: LTM-ORG-2100 Per- and Polyfluoroalkyl Substances (PFAS)			
Perfluoroalkyl sulfonamido substances	Sydney	Apr 29, 2024	28 Days
- Method: LTM-ORG-2100 Per- and Polyfluoroalkyl Substances (PFAS)			
Perfluoroalkyl sulfonic acids (PFSAs)	Sydney	Apr 29, 2024	28 Days
- Method: LTM-ORG-2100 Per- and Polyfluoroalkyl Substances (PFAS)			
n:2 Fluorotelomer sulfonic acids (n:2 FTSAs)	Sydney	Apr 29, 2024	28 Days
- Method: LTM-ORG-2100 Per- and Polyfluoroalkyl Substances (PFAS)			
PFASs Summations	Sydney	Apr 23, 2024	
- Method: LTM-ORG-2100 Per- and Polyfluoroalkyl Substances (PFAS)			

eurofins

web: www.eurofins.com.au
email: EnviroSales@eurofins.com

Eurofins Environment Testing Australia Pty Ltd
ABN: 50 005 085 521

Melbourne	Geelong	Sydney	Canberra	Brisbane	Newcastle
6 Monterey Road	19/8 Lewalan Street	179 Magowar Road	Unit 1,2 Dacre Street	1/21 Smallwood Place	1/2 Frost Drive
Dandenong South	Grovedale	Girraween	Mitchell	Murarrie	Mayfield West
VIC 3175	VIC 3216	NSW 2145	ACT 2911	QLD 4172	NSW 2304
+61 3 8564 5000	+61 3 8564 5000	+61 2 9900 8400	+61 2 6113 8091	T: +61 7 3902 4600	+61 2 4968 8448
NATA# 1261	NATA# 1261	NATA# 1261	NATA# 1261	NATA# 1261	NATA# 1261
Site# 1254	Site# 25403	Site# 18217	Site# 25466	Site# 20794	Site# 25079 & 25289

Eurofins ARL Pty Ltd
ABN: 91 05 0159 898

Perth
46-48 Banksia Road
Welshpool
WA 6106
+61 8 6253 4444
NATA# 2377
Site# 2370

Eurofins ProMicro Pty Ltd
ABN: 47 009 120 549

Perth ProMicro
46-48 Banksia Road
Welshpool
WA 6106
+61 8 6253 4444
NATA# 2561
Site# 2554

Eurofins Environment Testing NZ Ltd
NZBN: 9429046024954

Auckland	Auckland (Focus)	Christchurch	Tauranga
35 O'Rorke Road	Unit C1/4 Pacific Rise,	43 Detroit Drive	1277 Cameron Road,
Penrose,	Mount Wellington,	Rolleston,	Gate Pa,
Auckland 1061	Auckland 1061	Christchurch 7675	Tauranga 3112
+64 9 526 4551	+64 9 525 0568	+64 3 343 5201	+64 9 525 0568
IANZ# 1327	IANZ# 1308	IANZ# 1290	IANZ# 1402

Company Name: Senversa Pty Ltd NSW
Address: Level 24, 1 Market Street
SYDNEY
NSW 2000

Project Name: SMITHFIELD
Project ID: 21182

Order No.:
Report #: 1090330
Phone: 02 9994 8016
Fax: 03 9606 0074

Received: Apr 22, 2024 1:45 PM
Due: Apr 30, 2024
Priority: 5 Day
Contact Name: Julia Nicholson

Eurofins Analytical Services Manager : Adam Bateup

Sample Detail						Asbestos - WA guidelines	HOLD	HOLD	Isopropanol	Polychlorinated Biphenyls	Suite B13: OCP/PCB	VOC AIR-TRH (Total Recoverable Hydrocarbons)	BTEX and Naphthalene	Volatile Organics	Moisture Set	VOCs in Ambient Air by GC/MS	Eurofins Suite B7	Per- and Polyfluoroalkyl Substances (PFASs)	BTEX and Naphthalene	Eurofins Suite B7 (PAH trace level)
Melbourne Laboratory - NATA # 1261 Site # 1254							X		X			X	X	X		X	X		X	X
Sydney Laboratory - NATA # 1261 Site # 18217						X		X		X	X	X	X	X	X	X	X	X	X	X
External Laboratory																				
No	**Sample ID**	**Sample Date**	**Sampling Time**	**Matrix**	**LAB ID**															
1	SV41 FRONT	Apr 20, 2024		Air	S24-Ap0059644				X			X				X				
2	SV42 FRONT	Apr 20, 2024		Air	S24-Ap0059645				X			X				X				
3	SV43 FRONT	Apr 20, 2024		Air	S24-Ap0059646				X			X				X				
4	SV44 FRONT	Apr 20, 2024		Air	S24-Ap0059647				X			X				X				
5	SV45 FRONT	Apr 20, 2024		Air	S24-Ap0059648				X			X				X				
6	SV46 FRONT	Apr 20, 2024		Air	S24-Ap0059649				X			X				X				
7	SV47 FRONT	Apr 20, 2024		Air	S24-Ap0059650				X			X				X				
8	SV49 FRONT	Apr 20, 2024		Air	S24-Ap0059652				X			X				X				
9	SV50 FRONT	Apr 20, 2024		Air	S24-Ap0059653				X			X				X				
10	FB FRONT	Apr 20, 2024		Air	S24-Ap0059654				X			X				X				
11	SV41 BACK	Apr 20, 2024		Air	S24-Ap0059655				X			X				X				
12	SV42 BACK	Apr 20, 2024		Air	S24-Ap0059656				X			X				X				

eurofins

web: www.eurofins.com.au
email: EnviroSales@eurofins.com

Eurofins Environment Testing Australia Pty Ltd
ABN: 50 005 085 521

Melbourne	Geelong	Sydney	Canberra	Brisbane	Newcastle
6 Monterey Road	19/8 Lewalan Street	179 Magowar Road	Unit 1,2 Dacre Street	1/21 Smallwood Place	1/2 Frost Drive
Dandenong South	Grovedale	Girraween	Mitchell	Murarrie	Mayfield West
VIC 3175	VIC 3216	NSW 2145	ACT 2911	QLD 4172	NSW 2304
+61 3 8564 5000	+61 3 8564 5000	+61 2 9900 8400	+61 2 6113 8091	T: +61 7 3902 4600	+61 2 4968 8448
NATA# 1261	NATA# 1261	NATA# 1261	NATA# 1261	NATA# 1261	NATA# 1261
Site# 1254	Site# 25403	Site# 18217	Site# 25466	Site# 20794	Site# 25079 & 25289

Eurofins ARL Pty Ltd
ABN: 91 05 0159 898

Perth
46-48 Banksia Road
Welshpool
WA 6106
+61 8 6253 4444
NATA# 2377
Site# 2370

Eurofins ProMicro Pty Ltd
ABN: 47 009 120 549

Perth ProMicro
46-48 Banksia Road
Welshpool
WA 6106
+61 8 6253 4444
NATA# 2561
Site# 2554

Eurofins Environment Testing NZ Ltd
NZBN: 9429046024954

Auckland	Auckland (Focus)	Christchurch	Tauranga
35 O'Rorke Road	Unit C1/4 Pacific Rise,	43 Detroit Drive	1277 Cameron Road,
Penrose,	Mount Wellington,	Rolleston,	Gate Pa,
Auckland 1061	Auckland 1061	Christchurch 7675	Tauranga 3112
+64 9 526 4551	+64 9 525 0568	+64 3 343 5201	+64 9 525 0568
IANZ# 1327	IANZ# 1308	IANZ# 1290	IANZ# 1402

Company Name: Senversa Pty Ltd NSW
Address: Level 24, 1 Market Street
SYDNEY
NSW 2000

Project Name: SMITHFIELD
Project ID: 21182

Order No.:
Report #: 1090330
Phone: 02 9994 8016
Fax: 03 9606 0074

Received: Apr 22, 2024 1:45 PM
Due: Apr 30, 2024
Priority: 5 Day
Contact Name: Julia Nicholson

Eurofins Analytical Services Manager : Adam Bateup

Sample Detail						Asbestos - WA guidelines	HOLD	HOLD	Isopropanol	Polychlorinated Biphenyls	Suite B13: OCP/PCB	VOC AIR-TRH (Total Recoverable Hydrocarbons)	BTEX and Naphthalene	Volatile Organics	Moisture Set	VOCs in Ambient Air by GC/MS	Eurofins Suite B7	Per- and Polyfluoroalkyl Substances (PFASs)	BTEX and Naphthalene	Eurofins Suite B7 (PAH trace level)
Melbourne Laboratory - NATA # 1261 Site # 1254							X		X			X	X	X		X	X		X	X
Sydney Laboratory - NATA # 1261 Site # 18217						X		X		X	X	X	X	X	X	X	X	X	X	X
13	SV43 BACK	Apr 20, 2024		Air	S24-Ap0059657				X			X				X				
14	SV44 BACK	Apr 20, 2024		Air	S24-Ap0059658				X			X				X				
15	SV45 BACK	Apr 20, 2024		Air	S24-Ap0059659				X			X				X				
16	SV46 BACK	Apr 20, 2024		Air	S24-Ap0059660				X			X				X				
17	SV47 BACK	Apr 20, 2024		Air	S24-Ap0059661				X			X				X				
18	SV49 BACK	Apr 20, 2024		Air	S24-Ap0059663				X			X				X				
19	SV50 BACK	Apr 20, 2024		Air	S24-Ap0059664				X			X				X				
20	FB BACK	Apr 20, 2024		Air	S24-Ap0059665				X			X				X				
21	MW03	Apr 20, 2024		Water	S24-Ap0059666									X				X		X
22	RINSATE	Apr 20, 2024		Water	S24-Ap0059667									X				X		X
23	FIELD BLANK	Apr 20, 2024		Water	S24-Ap0059668													X		
24	TS	Apr 20, 2024		Water	S24-Ap0059669														X	
25	TB	Apr 20, 2024		Water	S24-Ap0059670								X							
26	SS1	Apr 20, 2024		Soil	S24-Ap0059671					X					X					
27	SB36_0-0.1	Apr 20, 2024		Soil	S24-Ap0059672	X					X			X	X		X	X		

eurofins

web: www.eurofins.com.au
email: EnviroSales@eurofins.com

Eurofins Environment Testing Australia Pty Ltd
ABN: 50 005 085 521

Melbourne	Geelong	Sydney	Canberra	Brisbane	Newcastle
6 Monterey Road	19/8 Lewalan Street	179 Magowar Road	Unit 1,2 Dacre Street	1/21 Smallwood Place	1/2 Frost Drive
Dandenong South	Grovedale	Girraween	Mitchell	Murarrie	Mayfield West
VIC 3175	VIC 3216	NSW 2145	ACT 2911	QLD 4172	NSW 2304
+61 3 8564 5000	+61 3 8564 5000	+61 2 9900 8400	+61 2 6113 8091	T: +61 7 3902 4600	+61 2 4968 8448
NATA# 1261	NATA# 1261	NATA# 1261	NATA# 1261	NATA# 1261	NATA# 1261
Site# 1254	Site# 25403	Site# 18217	Site# 25466	Site# 20794	Site# 25079 & 25289

Eurofins ARL Pty Ltd
ABN: 91 05 0159 898

Perth
46-48 Banksia Road
Welshpool
WA 6106
+61 8 6253 4444
NATA# 2377
Site# 2370

Eurofins ProMicro Pty Ltd
ABN: 47 009 120 549

Perth ProMicro
46-48 Banksia Road
Welshpool
WA 6106
+61 8 6253 4444
NATA# 2561
Site# 2554

Eurofins Environment Testing NZ Ltd
NZBN: 9429046024954

Auckland	Auckland (Focus)	Christchurch	Tauranga
35 O'Rorke Road	Unit C1/4 Pacific Rise,	43 Detroit Drive	1277 Cameron Road,
Penrose,	Mount Wellington,	Rolleston,	Gate Pa,
Auckland 1061	Auckland 1061	Christchurch 7675	Tauranga 3112
+64 9 526 4551	+64 9 525 0568	+64 3 343 5201	+64 9 525 0568
IANZ# 1327	IANZ# 1308	IANZ# 1290	IANZ# 1402

Company Name: Senversa Pty Ltd NSW
Address: Level 24, 1 Market Street
SYDNEY
NSW 2000

Project Name: SMITHFIELD
Project ID: 21182

Order No.:
Report #: 1090330
Phone: 02 9994 8016
Fax: 03 9606 0074

Received: Apr 22, 2024 1:45 PM
Due: Apr 30, 2024
Priority: 5 Day
Contact Name: Julia Nicholson

Eurofins Analytical Services Manager : Adam Bateup

Sample Detail						Asbestos - WA guidelines	HOLD	HOLD	Isopropanol	Polychlorinated Biphenyls	Suite B13: OCP/PCB	VOC AIR-TRH (Total Recoverable Hydrocarbons)	BTEX and Naphthalene	Volatile Organics	Moisture Set	VOCs in Ambient Air by GC/MS	Eurofins Suite B7	Per- and Polyfluoroalkyl Substances (PFASs)	BTEX and Naphthalene	Eurofins Suite B7 (PAH trace level)
Melbourne Laboratory - NATA # 1261 Site # 1254							X		X			X	X	X		X	X		X	X
Sydney Laboratory - NATA # 1261 Site # 18217						X		X		X	X	X	X	X	X	X	X	X	X	X
28	SB36_1-1.1	Apr 20, 2024		Soil	S24-Ap0059673										X		X			
29	SB37_0-0.1	Apr 20, 2024		Soil	S24-Ap0059674	X								X	X		X			
30	SB37_0.5-0.6	Apr 20, 2024		Soil	S24-Ap0059675										X		X			
31	SB38_0.5-0.6	Apr 20, 2024		Soil	S24-Ap0059676									X	X		X			
32	SB38_2.4-2.5	Apr 20, 2024		Soil	S24-Ap0059677										X		X			
33	SB39_0-0.1	Apr 20, 2024		Soil	S24-Ap0059678	X									X		X	X		
34	SB39_2-2.1	Apr 20, 2024		Soil	S24-Ap0059679										X		X			
35	SB40_0.15-0.25	Apr 20, 2024		Soil	S24-Ap0059680	X									X		X			
36	SB40_0.5-0.6	Apr 20, 2024		Soil	S24-Ap0059681										X		X			
37	SB41_0.15-0.25	Apr 20, 2024		Soil	S24-Ap0059682	X								X	X		X			
38	SB41_1-1.1	Apr 20, 2024		Soil	S24-Ap0059683										X		X			
39	SB41_1.9-2.0	Apr 20, 2024		Soil	S24-Ap0059684										X		X			
40	SB42_0-0.1	Apr 20, 2024		Soil	S24-Ap0059685									X	X		X			

eurofins

web: www.eurofins.com.au
email: EnviroSales@eurofins.com

Eurofins Environment Testing Australia Pty Ltd
ABN: 50 005 085 521

Melbourne	Geelong	Sydney	Canberra	Brisbane	Newcastle
6 Monterey Road	19/8 Lewalan Street	179 Magowar Road	Unit 1,2 Dacre Street	1/21 Smallwood Place	1/2 Frost Drive
Dandenong South	Grovedale	Girraween	Mitchell	Murarrie	Mayfield West
VIC 3175	VIC 3216	NSW 2145	ACT 2911	QLD 4172	NSW 2304
+61 3 8564 5000	+61 3 8564 5000	+61 2 9900 8400	+61 2 6113 8091	T: +61 7 3902 4600	+61 2 4968 8448
NATA# 1261	NATA# 1261	NATA# 1261	NATA# 1261	NATA# 1261	NATA# 1261
Site# 1254	Site# 25403	Site# 18217	Site# 25466	Site# 20794	Site# 25079 & 25289

Eurofins ARL Pty Ltd
ABN: 91 05 0159 898

Perth
46-48 Banksia Road
Welshpool
WA 6106
+61 8 6253 4444
NATA# 2377
Site# 2370

Eurofins ProMicro Pty Ltd
ABN: 47 009 120 549

Perth ProMicro
46-48 Banksia Road
Welshpool
WA 6106
+61 8 6253 4444
NATA# 2561
Site# 2554

Eurofins Environment Testing NZ Ltd
NZBN: 9429046024954

Auckland	Auckland (Focus)	Christchurch	Tauranga
35 O'Rorke Road	Unit C1/4 Pacific Rise,	43 Detroit Drive	1277 Cameron Road,
Penrose,	Mount Wellington,	Rolleston,	Gate Pa,
Auckland 1061	Auckland 1061	Christchurch 7675	Tauranga 3112
+64 9 526 4551	+64 9 525 0568	+64 3 343 5201	+64 9 525 0568
IANZ# 1327	IANZ# 1308	IANZ# 1290	IANZ# 1402

Company Name: Senversa Pty Ltd NSW
Address: Level 24, 1 Market Street
SYDNEY
NSW 2000

Project Name: SMITHFIELD
Project ID: 21182

Order No.:
Report #: 1090330
Phone: 02 9994 8016
Fax: 03 9606 0074

Received: Apr 22, 2024 1:45 PM
Due: Apr 30, 2024
Priority: 5 Day
Contact Name: Julia Nicholson

Eurofins Analytical Services Manager : Adam Bateup

Sample Detail						Asbestos - WA guidelines	HOLD	HOLD	Isopropanol	Polychlorinated Biphenyls	Suite B13: OCP/PCB	VOC AIR-TRH (Total Recoverable Hydrocarbons)	BTEX and Naphthalene	Volatile Organics	Moisture Set	VOCs in Ambient Air by GC/MS	Eurofins Suite B7	Per- and Polyfluoroalkyl Substances (PFASs)	BTEX and Naphthalene	Eurofins Suite B7 (PAH trace level)
Melbourne Laboratory - NATA # 1261 Site # 1254							X		X			X	X	X		X	X		X	X
Sydney Laboratory - NATA # 1261 Site # 18217						X		X		X	X	X	X	X	X	X	X	X	X	X
41	SB42_1-1.1	Apr 20, 2024		Soil	S24-Ap0059686										X		X			
42	SB43_0-0.1	Apr 20, 2024		Soil	S24-Ap0059687										X		X	X		
43	SB44_0-0.1	Apr 20, 2024		Soil	S24-Ap0059688										X		X			
44	SB44_1.9-2.0	Apr 20, 2024		Soil	S24-Ap0059689										X		X			
45	QC100	Apr 20, 2024		Soil	S24-Ap0059690										X		X			
46	QC101	Apr 20, 2024		Soil	S24-Ap0059691										X		X			
47	EB FRONT	Apr 20, 2024		Air	S24-Ap0059692		X													
48	EB BACK	Apr 20, 2024		Air	S24-Ap0059693		X													
49	SB36_0.5-0.6	Apr 20, 2024		Soil	S24-Ap0059694			X												
50	SB36_1.5-1.6	Apr 20, 2024		Soil	S24-Ap0059695			X												
51	SB36_2-2.1	Apr 20, 2024		Soil	S24-Ap0059696			X												
52	SB36_2.5-2.6	Apr 20, 2024		Soil	S24-Ap0059697			X												
53	SB36_3-3.1	Apr 20, 2024		Soil	S24-Ap0059698			X												
54	SB38_0-0.1	Apr 20, 2024		Soil	S24-Ap0059699			X												
55	SB38_1-1.1	Apr 20, 2024		Soil	S24-Ap0059700			X												

eurofins

web: www.eurofins.com.au
email: EnviroSales@eurofins.com

Eurofins Environment Testing Australia Pty Ltd
ABN: 50 005 085 521

Melbourne	Geelong	Sydney	Canberra	Brisbane	Newcastle
6 Monterey Road	19/8 Lewalan Street	179 Magowar Road	Unit 1,2 Dacre Street	1/21 Smallwood Place	1/2 Frost Drive
Dandenong South	Grovedale	Girraween	Mitchell	Murarrie	Mayfield West
VIC 3175	VIC 3216	NSW 2145	ACT 2911	QLD 4172	NSW 2304
+61 3 8564 5000	+61 3 8564 5000	+61 2 9900 8400	+61 2 6113 8091	T: +61 7 3902 4600	+61 2 4968 8448
NATA# 1261	NATA# 1261	NATA# 1261	NATA# 1261	NATA# 1261	NATA# 1261
Site# 1254	Site# 25403	Site# 18217	Site# 25466	Site# 20794	Site# 25079 & 25289

Eurofins ARL Pty Ltd
ABN: 91 05 0159 898

Perth
46-48 Banksia Road
Welshpool
WA 6106
+61 8 6253 4444
NATA# 2377
Site# 2370

Eurofins ProMicro Pty Ltd
ABN: 47 009 120 549

Perth ProMicro
46-48 Banksia Road
Welshpool
WA 6106
+61 8 6253 4444
NATA# 2561
Site# 2554

Eurofins Environment Testing NZ Ltd
NZBN: 9429046024954

Auckland	Auckland (Focus)	Christchurch	Tauranga
35 O'Rorke Road	Unit C1/4 Pacific Rise,	43 Detroit Drive	1277 Cameron Road,
Penrose,	Mount Wellington,	Rolleston,	Gate Pa,
Auckland 1061	Auckland 1061	Christchurch 7675	Tauranga 3112
+64 9 526 4551	+64 9 525 0568	+64 3 343 5201	+64 9 525 0568
IANZ# 1327	IANZ# 1308	IANZ# 1290	IANZ# 1402

Company Name: Senversa Pty Ltd NSW
Address: Level 24, 1 Market Street
SYDNEY
NSW 2000

Project Name: SMITHFIELD
Project ID: 21182

Order No.:
Report #: 1090330
Phone: 02 9994 8016
Fax: 03 9606 0074

Received: Apr 22, 2024 1:45 PM
Due: Apr 30, 2024
Priority: 5 Day
Contact Name: Julia Nicholson

Eurofins Analytical Services Manager : Adam Bateup

Sample Detail						Asbestos - WA guidelines	HOLD	HOLD	Isopropanol	Polychlorinated Biphenyls	Suite B13: OCP/PCB	VOC AIR-TRH (Total Recoverable Hydrocarbons)	BTEX and Naphthalene	Volatile Organics	Moisture Set	VOCs in Ambient Air by GC/MS	Eurofins Suite B7	Per- and Polyfluoroalkyl Substances (PFASs)	BTEX and Naphthalene	Eurofins Suite B7 (PAH trace level)
Melbourne Laboratory - NATA # 1261 Site # 1254							X		X			X	X	X		X	X		X	X
Sydney Laboratory - NATA # 1261 Site # 18217						X		X		X	X	X	X	X	X	X	X	X	X	X
56	SB38_1.5-1.6	Apr 20, 2024		Soil	S24-Ap0059701			X												
57	SB38_2-2.1	Apr 20, 2024		Soil	S24-Ap0059702			X												
58	SB38_3.1-3.2	Apr 20, 2024		Soil	S24-Ap0059703			X												
59	SB39_0.5-0.6	Apr 20, 2024		Soil	S24-Ap0059704			X												
60	SB39_1-1.1	Apr 20, 2024		Soil	S24-Ap0059705			X												
61	SB39_1.5-1.6	Apr 20, 2024		Soil	S24-Ap0059706			X												
62	SB39_2.5-2.6	Apr 20, 2024		Soil	S24-Ap0059707			X												
63	SB39_3-3.1	Apr 20, 2024		Soil	S24-Ap0059708			X												
64	SB40_1-1.1	Apr 20, 2024		Soil	S24-Ap0059709			X												
65	SB40_1.5-1.6	Apr 20, 2024		Soil	S24-Ap0059710			X												
66	SB40_2-2.1	Apr 20, 2024		Soil	S24-Ap0059711			X												
67	SB41_0.5-0.6	Apr 20, 2024		Soil	S24-Ap0059712			X												
68	SB41_1.5-1.6	Apr 20, 2024		Soil	S24-Ap0059713			X												
69	SB42_0.5-0.6	Apr 20, 2024		Soil	S24-Ap0059714			X												
70	SB42_1.5-1.6	Apr 20, 2024		Soil	S24-Ap0059715			X												

eurofins

web: www.eurofins.com.au
email: EnviroSales@eurofins.com

Eurofins Environment Testing Australia Pty Ltd
ABN: 50 005 085 521

Melbourne	Geelong	Sydney	Canberra	Brisbane	Newcastle
6 Monterey Road	19/8 Lewalan Street	179 Magowar Road	Unit 1,2 Dacre Street	1/21 Smallwood Place	1/2 Frost Drive
Dandenong South	Grovedale	Girraween	Mitchell	Murarrie	Mayfield West
VIC 3175	VIC 3216	NSW 2145	ACT 2911	QLD 4172	NSW 2304
+61 3 8564 5000	+61 3 8564 5000	+61 2 9900 8400	+61 2 6113 8091	T: +61 7 3902 4600	+61 2 4968 8448
NATA# 1261	NATA# 1261	NATA# 1261	NATA# 1261	NATA# 1261	NATA# 1261
Site# 1254	Site# 25403	Site# 18217	Site# 25466	Site# 20794	Site# 25079 & 25289

Eurofins ARL Pty Ltd
ABN: 91 05 0159 898

Perth
46-48 Banksia Road
Welshpool
WA 6106
+61 8 6253 4444
NATA# 2377
Site# 2370

Eurofins ProMicro Pty Ltd
ABN: 47 009 120 549

Perth ProMicro
46-48 Banksia Road
Welshpool
WA 6106
+61 8 6253 4444
NATA# 2561
Site# 2554

Eurofins Environment Testing NZ Ltd
NZBN: 9429046024954

Auckland	Auckland (Focus)	Christchurch	Tauranga
35 O'Rorke Road	Unit C1/4 Pacific Rise,	43 Detroit Drive	1277 Cameron Road,
Penrose,	Mount Wellington,	Rolleston,	Gate Pa,
Auckland 1061	Auckland 1061	Christchurch 7675	Tauranga 3112
+64 9 526 4551	+64 9 525 0568	+64 3 343 5201	+64 9 525 0568
IANZ# 1327	IANZ# 1308	IANZ# 1290	IANZ# 1402

Company Name: Senversa Pty Ltd NSW
Address: Level 24, 1 Market Street
SYDNEY
NSW 2000

Project Name: SMITHFIELD
Project ID: 21182

Order No.:
Report #: 1090330
Phone: 02 9994 8016
Fax: 03 9606 0074

Received: Apr 22, 2024 1:45 PM
Due: Apr 30, 2024
Priority: 5 Day
Contact Name: Julia Nicholson

Eurofins Analytical Services Manager : Adam Bateup

Sample Detail						Asbestos - WA guidelines	HOLD	HOLD	Isopropanol	Polychlorinated Biphenyls	Suite B13: OCP/PCB	VOC AIR-TRH (Total Recoverable Hydrocarbons)	BTEX and Naphthalene	Volatile Organics	Moisture Set	VOCs in Ambient Air by GC/MS	Eurofins Suite B7	Per- and Polyfluoroalkyl Substances (PFASs)	BTEX and Naphthalene	Eurofins Suite B7 (PAH trace level)
Melbourne Laboratory - NATA # 1261 Site # 1254							X		X			X	X	X		X	X		X	X
Sydney Laboratory - NATA # 1261 Site # 18217						X		X		X	X	X	X	X	X	X	X	X	X	X
71	SB42_2-2.1	Apr 20, 2024		Soil	S24-Ap0059716			X												
72	SB42_2.5-2.6	Apr 20, 2024		Soil	S24-Ap0059717			X												
73	SB42_3-3.1	Apr 20, 2024		Soil	S24-Ap0059718			X												
74	SB43_0.5-0.6	Apr 20, 2024		Soil	S24-Ap0059719			X												
75	SB43_1-1.1	Apr 20, 2024		Soil	S24-Ap0059720			X												
76	SB43_1.5-1.6	Apr 20, 2024		Soil	S24-Ap0059721			X												
77	SB43_2-2.1	Apr 20, 2024		Soil	S24-Ap0059722			X												
78	SB44_0.5-0.6	Apr 20, 2024		Soil	S24-Ap0059723			X												
79	SB44_1-1.1	Apr 20, 2024		Soil	S24-Ap0059724			X												
80	SB44_1.5-1.6	Apr 20, 2024		Soil	S24-Ap0059725			X												
Test Counts						5	34	34	20	1	1	20	1	7	21	20	20	6	1	2

Internal Quality Control Review and Glossary

General

1. Laboratory QC results for Method Blanks, Duplicates, Matrix Spikes, and Laboratory Control Samples follow guidelines delineated in the National Environment Protection (Assessment of Site Contamination) Measure 1999, as amended May 2013. They are included in this QC report where applicable. Additional QC data may be available on request.
2. Unless otherwise stated, all soil/sediment/solid results are reported on a dry weight basis.
3. Unless otherwise stated, all biota/food results are reported on a wet weight basis on the edible portion.
4. For CEC results where the sample's origin is unknown or environmentally contaminated, the results should be used advisedly.
5. Actual LORs are matrix dependent. Quoted LORs may be raised where sample extracts are diluted due to interferences.
6. Results are uncorrected for matrix spikes or surrogate recoveries except for PFAS compounds where annotated.
7. SVOC analysis on waters is performed on homogenised, unfiltered samples unless noted otherwise.
8. Samples were analysed on an 'as received' basis.
9. Information identified in this report with **blue** colour indicates data provided by customers that may have an impact on the results.
10. This report replaces any interim results previously issued.

Holding Times

Please refer to the 'Sample Preservation and Container Guide' for holding times (QS3001).

For samples received on the last day of holding time, notification of testing requirements should have been received at least 6 hours before sample receipt deadlines as stated on the SRA.

If the Laboratory did not receive the information in the required timeframe, and despite any other integrity issues, suitably qualified results may still be reported.

Holding times apply from the sampling date; therefore, compliance with these may be outside the laboratory's control.

For VOCs containing vinyl chloride, styrene and 2-chloroethyl vinyl ether, the holding time is seven days; however, for all other VOCs, such as BTEX or C6-10 TRH, the holding time is 14 days.

Units

mg/kg: milligrams per kilogram	**mg/L:** milligrams per litre	**ppm:** parts per million
µg/L: micrograms per litre	**ppb:** parts per billion	**%:** Percentage
org/100 mL: Organisms per 100 millilitres	**NTU:** Nephelometric Turbidity Units	**MPN/100 mL:** Most Probable Number of organisms per 100 millilitres
CFU: Colony Forming Unit	**Colour:** Pt-Co Units (CU)	

Terms

APHA	American Public Health Association
CEC	Cation Exchange Capacity
COC	Chain of Custody
CP	Client Parent - QC was performed on samples pertaining to this report
CRM	Certified Reference Material (ISO17034) - reported as percent recovery.
Dry	Where moisture has been determined on a solid sample, the result is expressed on a dry weight basis.
Duplicate	A second piece of analysis from the same sample and reported in the same units as the result to show comparison.
LOR	Limit of Reporting.
LCS	Laboratory Control Sample - reported as percent recovery.
Method Blank	In the case of solid samples, these are performed on laboratory-certified clean sands and in the case of water samples, these are performed on de-ionised water.
NCP	Non-Client Parent - QC performed on samples not pertaining to this report, QC represents the sequence or batch that client samples were analysed within.
RPD	Relative Percent Difference between two Duplicate pieces of analysis.
SPIKE	Addition of the analyte to the sample and reported as percentage recovery.
SRA	Sample Receipt Advice
Surr - Surrogate	The addition of a similar compound to the analyte target is reported as percentage recovery. See below for acceptance criteria.
TBTO	Tributyltin oxide (*bis*-tributyltin oxide) - individual tributyltin compounds cannot be identified separately in the environment; however, free tributyltin was measured, and its values were converted stoichiometrically into tributyltin oxide for comparison with regulatory limits.
TCLP	Toxicity Characteristic Leaching Procedure
TEQ	Toxic Equivalency Quotient or Total Equivalence
QSM	US Department of Defense Quality Systems Manual Version 6.0
US EPA	United States Environmental Protection Agency
WA DWER	Sum of PFBA, PFPeA, PFHxA, PFHpA, PFOA, PFBS, PFHxS, PFOS, 6:2 FTSA, 8:2 FTSA

QC - Acceptance Criteria

The acceptance criteria should only be used as a guide and may be different when site-specific Sampling Analysis and Quality Plan (SAQP) have been implemented.

RPD Duplicates: Global RPD Duplicates Acceptance Criteria is ≤30%; however, the following acceptance guidelines are equally applicable:

Results <10 times the LOR:	No Limit
Results between 10-20 times the LOR:	RPD must lie between 0-50%
Results >20 times the LOR:	RPD must lie between 0-30%

NOTE: pH duplicates are reported as a range, not as RPD

Surrogate Recoveries: Recoveries must lie between 20-130% for Speciated Phenols & 50-150% for PFAS. SVOCs recoveries 20 – 150%, VOC recoveries 50 – 150%

PFAS field samples containing surrogate recoveries above the QC limit designated in QSM 6.0, where no positive PFAS results have been reported or reviewed, and no data was affected.

QC Data General Comments

1. Where a result is reported as less than (<), higher than the nominated LOR, this is due to either matrix interference, extract dilution required due to interferences or contaminant levels within the sample, high moisture content or insufficient sample provided.
2. Duplicate data shown within this report that states the word "BATCH" is a Batch Duplicate from outside of your sample batch but within the laboratory sample batch at a 1:10 ratio. The Parent and Duplicate data shown are not data from your samples.
3. pH and Free Chlorine analysed in the laboratory - Analysis on this test must begin within 30 minutes of sampling. Therefore, laboratory analysis is unlikely to be completed within holding time.Analysis will begin as soon as possible after sample receipt.
4. Recovery Data (Spikes & Surrogates) - where chromatographic interference does not allow the determination of recovery, the term "INT" appears against that analyte.
5. For Matrix Spikes and LCS results, a dash "-" in the report means that the specific analyte was not added to the QC sample.
6. Duplicate RPDs are calculated from raw analytical data; thus, it is possible to have two sets of data.

Quality Control Results

Test	Units	Result 1			Acceptance Limits	Pass Limits	Qualifying Code
Method Blank							
Total Recoverable Hydrocarbons							
TRH C10-C14	mg/kg	< 20			20	Pass	
TRH C15-C28	mg/kg	< 50			50	Pass	
TRH C29-C36	mg/kg	< 50			50	Pass	
TRH >C10-C16	mg/kg	< 50			50	Pass	
TRH >C16-C34	mg/kg	< 100			100	Pass	
TRH >C34-C40	mg/kg	< 100			100	Pass	
Method Blank							
Volatile Organics							
1.1-Dichloroethane	mg/kg	< 0.5			0.5	Pass	
1.1-Dichloroethene	mg/kg	< 0.5			0.5	Pass	
1.1.1-Trichloroethane	mg/kg	< 0.5			0.5	Pass	
1.1.1.2-Tetrachloroethane	mg/kg	< 0.5			0.5	Pass	
1.1.2-Trichloroethane	mg/kg	< 0.5			0.5	Pass	
1.1.2.2-Tetrachloroethane	mg/kg	< 0.5			0.5	Pass	
1.2-Dibromoethane	mg/kg	< 0.5			0.5	Pass	
1.2-Dichlorobenzene	mg/kg	< 0.5			0.5	Pass	
1.2-Dichloroethane	mg/kg	< 0.5			0.5	Pass	
1.2-Dichloropropane	mg/kg	< 0.5			0.5	Pass	
1.2.3-Trichloropropane	mg/kg	< 0.5			0.5	Pass	
1.2.4-Trimethylbenzene	mg/kg	< 0.5			0.5	Pass	
1.3-Dichlorobenzene	mg/kg	< 0.5			0.5	Pass	
1.3-Dichloropropane	mg/kg	< 0.5			0.5	Pass	
1.3.5-Trimethylbenzene	mg/kg	< 0.5			0.5	Pass	
1.4-Dichlorobenzene	mg/kg	< 0.5			0.5	Pass	
2-Butanone (MEK)	mg/kg	< 0.5			0.5	Pass	
2-Propanone (Acetone)	mg/kg	< 0.5			0.5	Pass	
4-Chlorotoluene	mg/kg	< 0.5			0.5	Pass	
4-Methyl-2-pentanone (MIBK)	mg/kg	< 0.5			0.5	Pass	
Allyl chloride	mg/kg	< 0.5			0.5	Pass	
Bromobenzene	mg/kg	< 0.5			0.5	Pass	
Bromochloromethane	mg/kg	< 0.5			0.5	Pass	
Bromodichloromethane	mg/kg	< 0.5			0.5	Pass	
Bromoform	mg/kg	< 0.5			0.5	Pass	
Bromomethane	mg/kg	< 0.5			0.5	Pass	
Carbon disulfide	mg/kg	< 0.5			0.5	Pass	
Carbon Tetrachloride	mg/kg	< 0.5			0.5	Pass	
Chlorobenzene	mg/kg	< 0.5			0.5	Pass	
Chloroethane	mg/kg	< 0.5			0.5	Pass	
Chloroform	mg/kg	< 0.5			0.5	Pass	
Chloromethane	mg/kg	< 0.5			0.5	Pass	
cis-1.2-Dichloroethene	mg/kg	< 0.5			0.5	Pass	
cis-1.3-Dichloropropene	mg/kg	< 0.5			0.5	Pass	
Dibromochloromethane	mg/kg	< 0.5			0.5	Pass	
Dibromomethane	mg/kg	< 0.5			0.5	Pass	
Dichlorodifluoromethane	mg/kg	< 0.5			0.5	Pass	
Iodomethane	mg/kg	< 0.5			0.5	Pass	
Isopropyl benzene (Cumene)	mg/kg	< 0.5			0.5	Pass	
Methylene Chloride	mg/kg	< 0.5			0.5	Pass	
Styrene	mg/kg	< 0.5			0.5	Pass	
Tetrachloroethene	mg/kg	< 0.5			0.5	Pass	

Test	Units	Result 1			Acceptance Limits	Pass Limits	Qualifying Code
trans-1.2-Dichloroethene	mg/kg	< 0.5			0.5	Pass	
trans-1.3-Dichloropropene	mg/kg	< 0.5			0.5	Pass	
Trichloroethene	mg/kg	< 0.5			0.5	Pass	
Trichlorofluoromethane	mg/kg	< 0.5			0.5	Pass	
Vinyl chloride	mg/kg	< 0.5			0.5	Pass	
Method Blank							
Heavy Metals							
Arsenic	mg/kg	< 2			2	Pass	
Cadmium	mg/kg	< 0.4			0.4	Pass	
Chromium	mg/kg	< 5			5	Pass	
Copper	mg/kg	< 5			5	Pass	
Lead	mg/kg	< 5			5	Pass	
Mercury	mg/kg	< 0.1			0.1	Pass	
Nickel	mg/kg	< 5			5	Pass	
Zinc	mg/kg	< 5			5	Pass	
Method Blank							
Perfluoroalkyl carboxylic acids (PFCAs)							
Perfluorobutanoic acid (PFBA)	ug/kg	< 5			5	Pass	
Perfluoropentanoic acid (PFPeA)	ug/kg	< 5			5	Pass	
Perfluorohexanoic acid (PFHxA)	ug/kg	< 5			5	Pass	
Perfluoroheptanoic acid (PFHpA)	ug/kg	< 5			5	Pass	
Perfluorooctanoic acid (PFOA)	ug/kg	< 5			5	Pass	
Perfluorononanoic acid (PFNA)	ug/kg	< 5			5	Pass	
Perfluorodecanoic acid (PFDA)	ug/kg	< 5			5	Pass	
Perfluoroundecanoic acid (PFUnDA)	ug/kg	< 5			5	Pass	
Perfluorododecanoic acid (PFDoDA)	ug/kg	< 5			5	Pass	
Perfluorotridecanoic acid (PFTrDA)	ug/kg	< 5			5	Pass	
Perfluorotetradecanoic acid (PFTeDA)	ug/kg	< 5			5	Pass	
Method Blank							
Perfluoroalkyl sulfonamido substances							
Perfluorooctane sulfonamide (FOSA)	ug/kg	< 5			5	Pass	
N-methylperfluoro-1-octane sulfonamide (N-MeFOSA)	ug/kg	< 5			5	Pass	
N-ethylperfluoro-1-octane sulfonamide (N-EtFOSA)	ug/kg	< 5			5	Pass	
2-(N-methylperfluoro-1-octane sulfonamido)-ethanol(N-MeFOSE)	ug/kg	< 5			5	Pass	
2-(N-ethylperfluoro-1-octane sulfonamido)-ethanol(N-EtFOSE)	ug/kg	< 5			5	Pass	
N-ethyl-perfluorooctanesulfonamidoacetic acid (N-EtFOSAA)	ug/kg	< 10			10	Pass	
N-methyl-perfluorooctanesulfonamidoacetic acid (N-MeFOSAA)	ug/kg	< 10			10	Pass	
Method Blank							
Perfluoroalkyl sulfonic acids (PFSAs)							
Perfluorobutanesulfonic acid (PFBS)	ug/kg	< 5			5	Pass	
Perfluorononanesulfonic acid (PFNS)	ug/kg	< 5			5	Pass	
Perfluoropropanesulfonic acid (PFPrS)	ug/kg	< 5			5	Pass	
Perfluoropentanesulfonic acid (PFPeS)	ug/kg	< 5			5	Pass	
Perfluorohexanesulfonic acid (PFHxS)	ug/kg	< 5			5	Pass	
Perfluoroheptanesulfonic acid (PFHpS)	ug/kg	< 5			5	Pass	
Perfluorooctanesulfonic acid (PFOS)	ug/kg	< 5			5	Pass	
Perfluorodecanesulfonic acid (PFDS)	ug/kg	< 5			5	Pass	
Method Blank							
n:2 Fluorotelomer sulfonic acids (n:2 FTSAs)							
1H.1H.2H.2H-perfluorohexanesulfonic acid (4:2 FTSA)	ug/kg	< 5			5	Pass	
1H.1H.2H.2H-perfluorooctanesulfonic acid(6:2 FTSA)	ug/kg	< 10			10	Pass	
1H.1H.2H.2H-perfluorodecanesulfonic acid (8:2 FTSA)	ug/kg	< 5			5	Pass	
1H.1H.2H.2H-perfluorododecanesulfonic acid (10:2 FTSA)	ug/kg	< 5			5	Pass	
Method Blank							

Test	Units	Result 1			Acceptance Limits	Pass Limits	Qualifying Code
Total Recoverable Hydrocarbons							
TRH C6-C9	mg/kg	< 20			20	Pass	
TRH C6-C10	mg/kg	< 20			20	Pass	
Method Blank							
BTEX							
Benzene	mg/kg	< 0.1			0.1	Pass	
Toluene	mg/kg	< 0.1			0.1	Pass	
Ethylbenzene	mg/kg	< 0.1			0.1	Pass	
m&p-Xylenes	mg/kg	< 0.2			0.2	Pass	
o-Xylene	mg/kg	< 0.1			0.1	Pass	
Xylenes - Total*	mg/kg	< 0.3			0.3	Pass	
Method Blank							
Total Recoverable Hydrocarbons - 2013 NEPM Fractions							
Naphthalene	mg/kg	< 0.5			0.5	Pass	
Method Blank							
Polychlorinated Biphenyls							
Aroclor-1016	mg/kg	< 0.1			0.1	Pass	
Aroclor-1221	mg/kg	< 0.1			0.1	Pass	
Aroclor-1232	mg/kg	< 0.1			0.1	Pass	
Aroclor-1242	mg/kg	< 0.1			0.1	Pass	
Aroclor-1248	mg/kg	< 0.1			0.1	Pass	
Aroclor-1254	mg/kg	< 0.1			0.1	Pass	
Aroclor-1260	mg/kg	< 0.1			0.1	Pass	
Total PCB*	mg/kg	< 0.1			0.1	Pass	
Method Blank							
Polycyclic Aromatic Hydrocarbons							
Acenaphthene	mg/kg	< 0.5			0.5	Pass	
Acenaphthylene	mg/kg	< 0.5			0.5	Pass	
Anthracene	mg/kg	< 0.5			0.5	Pass	
Benz(a)anthracene	mg/kg	< 0.5			0.5	Pass	
Benzo(a)pyrene	mg/kg	< 0.5			0.5	Pass	
Benzo(b&j)fluoranthene	mg/kg	< 0.5			0.5	Pass	
Benzo(g.h.i)perylene	mg/kg	< 0.5			0.5	Pass	
Benzo(k)fluoranthene	mg/kg	< 0.5			0.5	Pass	
Chrysene	mg/kg	< 0.5			0.5	Pass	
Dibenz(a.h)anthracene	mg/kg	< 0.5			0.5	Pass	
Fluoranthene	mg/kg	< 0.5			0.5	Pass	
Fluorene	mg/kg	< 0.5			0.5	Pass	
Indeno(1.2.3-cd)pyrene	mg/kg	< 0.5			0.5	Pass	
Naphthalene	mg/kg	< 0.5			0.5	Pass	
Phenanthrene	mg/kg	< 0.5			0.5	Pass	
Pyrene	mg/kg	< 0.5			0.5	Pass	
Method Blank							
Organochlorine Pesticides							
Chlordanes - Total	mg/kg	< 0.1			0.1	Pass	
4.4'-DDD	mg/kg	< 0.05			0.05	Pass	
4.4'-DDE	mg/kg	< 0.05			0.05	Pass	
4.4'-DDT	mg/kg	< 0.05			0.05	Pass	
a-HCH	mg/kg	< 0.05			0.05	Pass	
Aldrin	mg/kg	< 0.05			0.05	Pass	
b-HCH	mg/kg	< 0.05			0.05	Pass	
d-HCH	mg/kg	< 0.05			0.05	Pass	
Dieldrin	mg/kg	< 0.05			0.05	Pass	
Endosulfan I	mg/kg	< 0.05			0.05	Pass	

Test	Units	Result 1			Acceptance Limits	Pass Limits	Qualifying Code
Endosulfan II	mg/kg	< 0.05			0.05	Pass	
Endosulfan sulphate	mg/kg	< 0.05			0.05	Pass	
Endrin	mg/kg	< 0.05			0.05	Pass	
Endrin aldehyde	mg/kg	< 0.05			0.05	Pass	
Endrin ketone	mg/kg	< 0.05			0.05	Pass	
g-HCH (Lindane)	mg/kg	< 0.05			0.05	Pass	
Heptachlor	mg/kg	< 0.05			0.05	Pass	
Heptachlor epoxide	mg/kg	< 0.05			0.05	Pass	
Hexachlorobenzene	mg/kg	< 0.05			0.05	Pass	
Methoxychlor	mg/kg	< 0.05			0.05	Pass	
Toxaphene	mg/kg	< 0.5			0.5	Pass	
Method Blank							
Total Recoverable Hydrocarbons							
TRH C6-C9	mg/kg	< 20			20	Pass	
TRH C6-C10	mg/kg	< 20			20	Pass	
Method Blank							
BTEX							
Benzene	mg/kg	< 0.1			0.1	Pass	
Toluene	mg/kg	< 0.1			0.1	Pass	
Ethylbenzene	mg/kg	< 0.1			0.1	Pass	
m&p-Xylenes	mg/kg	< 0.2			0.2	Pass	
o-Xylene	mg/kg	< 0.1			0.1	Pass	
Xylenes - Total*	mg/kg	< 0.3			0.3	Pass	
Method Blank							
Total Recoverable Hydrocarbons - 2013 NEPM Fractions							
Naphthalene	mg/kg	< 0.5			0.5	Pass	
LCS - % Recovery							
Total Recoverable Hydrocarbons							
TRH C10-C14	%	82			70-130	Pass	
TRH >C10-C16	%	78			70-130	Pass	
LCS - % Recovery							
Volatile Organics							
1.1-Dichloroethene	%	89			70-130	Pass	
1.1.1-Trichloroethane	%	91			70-130	Pass	
1.2-Dichlorobenzene	%	109			70-130	Pass	
1.2-Dichloroethane	%	110			70-130	Pass	
Trichloroethene	%	90			70-130	Pass	
LCS - % Recovery							
Heavy Metals							
Arsenic	%	99			80-120	Pass	
Cadmium	%	105			80-120	Pass	
Chromium	%	104			80-120	Pass	
Copper	%	102			80-120	Pass	
Lead	%	100			80-120	Pass	
Mercury	%	101			80-120	Pass	
Nickel	%	101			80-120	Pass	
Zinc	%	103			80-120	Pass	
LCS - % Recovery							
Perfluoroalkyl carboxylic acids (PFCAs)							
Perfluorobutanoic acid (PFBA)	%	84			50-150	Pass	
Perfluoropentanoic acid (PFPeA)	%	87			50-150	Pass	
Perfluorohexanoic acid (PFHxA)	%	87			50-150	Pass	
Perfluoroheptanoic acid (PFHpA)	%	83			50-150	Pass	
Perfluorooctanoic acid (PFOA)	%	89			50-150	Pass	

Test	Units	Result 1			Acceptance Limits	Pass Limits	Qualifying Code
Perfluorononanoic acid (PFNA)	%	88			50-150	Pass	
Perfluorodecanoic acid (PFDA)	%	86			50-150	Pass	
Perfluoroundecanoic acid (PFUnDA)	%	96			50-150	Pass	
Perfluorododecanoic acid (PFDoDA)	%	84			50-150	Pass	
Perfluorotridecanoic acid (PFTrDA)	%	75			50-150	Pass	
Perfluorotetradecanoic acid (PFTeDA)	%	84			50-150	Pass	
LCS - % Recovery							
Perfluoroalkyl sulfonamido substances							
Perfluorooctane sulfonamide (FOSA)	%	85			50-150	Pass	
N-methylperfluoro-1-octane sulfonamide (N-MeFOSA)	%	82			50-150	Pass	
N-ethylperfluoro-1-octane sulfonamide (N-EtFOSA)	%	86			50-150	Pass	
2-(N-methylperfluoro-1-octane sulfonamido)-ethanol(N-MeFOSE)	%	76			50-150	Pass	
2-(N-ethylperfluoro-1-octane sulfonamido)-ethanol(N-EtFOSE)	%	80			50-150	Pass	
N-ethyl-perfluorooctanesulfonamidoacetic acid (N-EtFOSAA)	%	93			50-150	Pass	
N-methyl-perfluorooctanesulfonamidoacetic acid (N-MeFOSAA)	%	79			50-150	Pass	
LCS - % Recovery							
Perfluoroalkyl sulfonic acids (PFSAs)							
Perfluorobutanesulfonic acid (PFBS)	%	84			50-150	Pass	
Perfluorononanesulfonic acid (PFNS)	%	80			50-150	Pass	
Perfluoropropanesulfonic acid (PFPrS)	%	77			50-150	Pass	
Perfluoropentanesulfonic acid (PFPeS)	%	71			50-150	Pass	
Perfluorohexanesulfonic acid (PFHxS)	%	82			50-150	Pass	
Perfluoroheptanesulfonic acid (PFHpS)	%	77			50-150	Pass	
Perfluorooctanesulfonic acid (PFOS)	%	83			50-150	Pass	
Perfluorodecanesulfonic acid (PFDS)	%	77			50-150	Pass	
LCS - % Recovery							
n:2 Fluorotelomer sulfonic acids (n:2 FTSAs)							
1H.1H.2H.2H-perfluorohexanesulfonic acid (4:2 FTSA)	%	83			50-150	Pass	
1H.1H.2H.2H-perfluorooctanesulfonic acid(6:2 FTSA)	%	115			50-150	Pass	
1H.1H.2H.2H-perfluorodecanesulfonic acid (8:2 FTSA)	%	88			50-150	Pass	
1H.1H.2H.2H-perfluorododecanesulfonic acid (10:2 FTSA)	%	95			50-150	Pass	
LCS - % Recovery							
Total Recoverable Hydrocarbons							
TRH C6-C9	%	98			70-130	Pass	
TRH C6-C10	%	95			70-130	Pass	
LCS - % Recovery							
BTEX							
Benzene	%	98			70-130	Pass	
Toluene	%	96			70-130	Pass	
Ethylbenzene	%	96			70-130	Pass	
m&p-Xylenes	%	98			70-130	Pass	
o-Xylene	%	98			70-130	Pass	
Xylenes - Total*	%	98			70-130	Pass	
LCS - % Recovery							
Total Recoverable Hydrocarbons - 2013 NEPM Fractions							
Naphthalene	%	116			70-130	Pass	
LCS - % Recovery							
Polychlorinated Biphenyls							
Aroclor-1016	%	77			70-130	Pass	
Aroclor-1260	%	86			70-130	Pass	
LCS - % Recovery							
Polycyclic Aromatic Hydrocarbons							
Acenaphthene	%	90			70-130	Pass	
Acenaphthylene	%	90			70-130	Pass	

Test	Units	Result 1			Acceptance Limits	Pass Limits	Qualifying Code
Anthracene	%	83			70-130	Pass	
Benz(a)anthracene	%	88			70-130	Pass	
Benzo(a)pyrene	%	89			70-130	Pass	
Benzo(b&j)fluoranthene	%	85			70-130	Pass	
Benzo(g.h.i)perylene	%	93			70-130	Pass	
Benzo(k)fluoranthene	%	83			70-130	Pass	
Chrysene	%	89			70-130	Pass	
Dibenz(a.h)anthracene	%	94			70-130	Pass	
Fluoranthene	%	87			70-130	Pass	
Fluorene	%	89			70-130	Pass	
Indeno(1.2.3-cd)pyrene	%	93			70-130	Pass	
Naphthalene	%	90			70-130	Pass	
Phenanthrene	%	92			70-130	Pass	
Pyrene	%	87			70-130	Pass	
LCS - % Recovery							
Organochlorine Pesticides							
Chlordanes - Total	%	91			70-130	Pass	
4.4'-DDD	%	89			70-130	Pass	
4.4'-DDE	%	92			70-130	Pass	
4.4'-DDT	%	89			70-130	Pass	
a-HCH	%	87			70-130	Pass	
Aldrin	%	88			70-130	Pass	
b-HCH	%	91			70-130	Pass	
d-HCH	%	92			70-130	Pass	
Dieldrin	%	92			70-130	Pass	
Endosulfan I	%	91			70-130	Pass	
Endosulfan II	%	78			70-130	Pass	
Endosulfan sulphate	%	91			70-130	Pass	
Endrin	%	91			70-130	Pass	
Endrin aldehyde	%	70			70-130	Pass	
Endrin ketone	%	91			70-130	Pass	
g-HCH (Lindane)	%	91			70-130	Pass	
Heptachlor	%	88			70-130	Pass	
Heptachlor epoxide	%	88			70-130	Pass	
Hexachlorobenzene	%	93			70-130	Pass	
Methoxychlor	%	86			70-130	Pass	
LCS - % Recovery							
Total Recoverable Hydrocarbons							
TRH C6-C9	%	92			70-130	Pass	
TRH C6-C10	%	92			70-130	Pass	
LCS - % Recovery							
BTEX							
Benzene	%	108			70-130	Pass	
Toluene	%	105			70-130	Pass	
Ethylbenzene	%	103			70-130	Pass	
m&p-Xylenes	%	102			70-130	Pass	
o-Xylene	%	89			70-130	Pass	
Xylenes - Total*	%	97			70-130	Pass	
LCS - % Recovery							
Total Recoverable Hydrocarbons - 2013 NEPM Fractions							
Naphthalene	%	106			70-130	Pass	

Test	Lab Sample ID	QA Source	Units	Result 1			Acceptance Limits	Pass Limits	Qualifying Code
Spike - % Recovery									
Polychlorinated Biphenyls				Result 1					
Aroclor-1016	S24-Ap0069242	NCP	%	72			70-130	Pass	
Aroclor-1260	S24-Ap0069242	NCP	%	94			70-130	Pass	
Spike - % Recovery									
Organochlorine Pesticides				Result 1					
Chlordanes - Total	S24-Ap0059921	NCP	%	80			70-130	Pass	
4.4'-DDD	S24-Ap0059921	NCP	%	79			70-130	Pass	
4.4'-DDE	S24-Ap0059921	NCP	%	76			70-130	Pass	
a-HCH	S24-Ap0059921	NCP	%	86			70-130	Pass	
Aldrin	S24-Ap0059921	NCP	%	81			70-130	Pass	
b-HCH	S24-Ap0059921	NCP	%	83			70-130	Pass	
d-HCH	S24-Ap0059921	NCP	%	86			70-130	Pass	
Dieldrin	S24-Ap0059921	NCP	%	81			70-130	Pass	
Endosulfan I	S24-Ap0059921	NCP	%	79			70-130	Pass	
Endosulfan II	S24-Ap0059921	NCP	%	100			70-130	Pass	
Endosulfan sulphate	S24-Ap0059921	NCP	%	77			70-130	Pass	
Endrin	S24-Ap0059921	NCP	%	94			70-130	Pass	
Endrin aldehyde	S24-Ap0059921	NCP	%	89			70-130	Pass	
Endrin ketone	S24-Ap0059921	NCP	%	95			70-130	Pass	
g-HCH (Lindane)	S24-Ap0059921	NCP	%	85			70-130	Pass	
Heptachlor	S24-Ap0059921	NCP	%	78			70-130	Pass	
Heptachlor epoxide	S24-Ap0059921	NCP	%	83			70-130	Pass	
Hexachlorobenzene	S24-Ap0059921	NCP	%	80			70-130	Pass	
Spike - % Recovery									
Perfluoroalkyl carboxylic acids (PFCAs)				Result 1					
Perfluorobutanoic acid (PFBA)	S24-Ap0073289	NCP	%	100			50-150	Pass	
Perfluoropentanoic acid (PFPeA)	S24-Ap0073289	NCP	%	106			50-150	Pass	
Perfluorohexanoic acid (PFHxA)	S24-Ap0073289	NCP	%	106			50-150	Pass	
Perfluoroheptanoic acid (PFHpA)	S24-Ap0073289	NCP	%	100			50-150	Pass	
Perfluorooctanoic acid (PFOA)	S24-Ap0073289	NCP	%	104			50-150	Pass	
Perfluorononanoic acid (PFNA)	S24-Ap0073289	NCP	%	125			50-150	Pass	
Perfluorodecanoic acid (PFDA)	S24-Ap0073289	NCP	%	113			50-150	Pass	
Perfluoroundecanoic acid (PFUnDA)	S24-Ap0073289	NCP	%	115			50-150	Pass	
Perfluorododecanoic acid (PFDoDA)	S24-Ap0073289	NCP	%	103			50-150	Pass	
Perfluorotridecanoic acid (PFTrDA)	S24-Ap0073289	NCP	%	110			50-150	Pass	
Perfluorotetradecanoic acid (PFTeDA)	S24-Ap0073289	NCP	%	103			50-150	Pass	
Spike - % Recovery									
Perfluoroalkyl sulfonamido substances				Result 1					
Perfluorooctane sulfonamide (FOSA)	S24-Ap0073289	NCP	%	112			50-150	Pass	
N-methylperfluoro-1-octane sulfonamide (N-MeFOSA)	S24-Ap0073289	NCP	%	113			50-150	Pass	
N-ethylperfluoro-1-octane sulfonamide (N-EtFOSA)	S24-Ap0073289	NCP	%	108			50-150	Pass	
2-(N-methylperfluoro-1-octane sulfonamido)-ethanol(N-MeFOSE)	S24-Ap0073289	NCP	%	91			50-150	Pass	
2-(N-ethylperfluoro-1-octane sulfonamido)-ethanol(N-EtFOSE)	S24-Ap0073289	NCP	%	97			50-150	Pass	
N-ethyl-perfluorooctanesulfonamidoacetic acid (N-EtFOSAA)	S24-Ap0073289	NCP	%	93			50-150	Pass	
N-methyl-perfluorooctanesulfonamidoacetic acid (N-MeFOSAA)	S24-Ap0073289	NCP	%	111			50-150	Pass	

Test	Lab Sample ID	QA Source	Units	Result 1			Acceptance Limits	Pass Limits	Qualifying Code
Spike - % Recovery									
Perfluoroalkyl sulfonic acids (PFSAs)				Result 1					
Perfluorobutanesulfonic acid (PFBS)	S24-Ap0073289	NCP	%	99			50-150	Pass	
Perfluorononanesulfonic acid (PFNS)	S24-Ap0073289	NCP	%	100			50-150	Pass	
Perfluoropropanesulfonic acid (PFPrS)	S24-Ap0073289	NCP	%	91			50-150	Pass	
Perfluoropentanesulfonic acid (PFPeS)	S24-Ap0073289	NCP	%	90			50-150	Pass	
Perfluorohexanesulfonic acid (PFHxS)	S24-Ap0073289	NCP	%	97			50-150	Pass	
Perfluoroheptanesulfonic acid (PFHpS)	S24-Ap0073289	NCP	%	89			50-150	Pass	
Perfluorooctanesulfonic acid (PFOS)	S24-Ap0073289	NCP	%	86			50-150	Pass	
Perfluorodecanesulfonic acid (PFDS)	S24-Ap0073289	NCP	%	94			50-150	Pass	
Spike - % Recovery									
n:2 Fluorotelomer sulfonic acids (n:2 FTSAs)				Result 1					
1H.1H.2H.2H-perfluorohexanesulfonic acid (4:2 FTSA)	S24-Ap0073289	NCP	%	81			50-150	Pass	
1H.1H.2H.2H-perfluorooctanesulfonic acid(6:2 FTSA)	S24-Ap0073289	NCP	%	118			50-150	Pass	
1H.1H.2H.2H-perfluorodecanesulfonic acid (8:2 FTSA)	S24-Ap0073289	NCP	%	116			50-150	Pass	
1H.1H.2H.2H-perfluorododecanesulfonic acid (10:2 FTSA)	S24-Ap0073289	NCP	%	121			50-150	Pass	
Spike - % Recovery									
Total Recoverable Hydrocarbons				Result 1					
TRH C6-C9	S24-Ap0059681	CP	%	82			70-130	Pass	
TRH C6-C10	S24-Ap0059681	CP	%	82			70-130	Pass	
Spike - % Recovery									
BTEX				Result 1					
Benzene	S24-Ap0059681	CP	%	84			70-130	Pass	
Toluene	S24-Ap0059681	CP	%	90			70-130	Pass	
Ethylbenzene	S24-Ap0059681	CP	%	88			70-130	Pass	
m&p-Xylenes	S24-Ap0059681	CP	%	93			70-130	Pass	
o-Xylene	S24-Ap0059681	CP	%	91			70-130	Pass	
Xylenes - Total*	S24-Ap0059681	CP	%	92			70-130	Pass	
Spike - % Recovery									
Total Recoverable Hydrocarbons - 2013 NEPM Fractions				Result 1					
Naphthalene	S24-Ap0059681	CP	%	83			70-130	Pass	
Spike - % Recovery									
Heavy Metals				Result 1					
Arsenic	S24-Ap0059681	CP	%	92			75-125	Pass	
Cadmium	S24-Ap0059681	CP	%	94			75-125	Pass	
Chromium	S24-Ap0059681	CP	%	98			75-125	Pass	
Copper	S24-Ap0059681	CP	%	100			75-125	Pass	
Lead	S24-Ap0059681	CP	%	96			75-125	Pass	
Mercury	S24-Ap0059681	CP	%	95			75-125	Pass	
Nickel	S24-Ap0059681	CP	%	99			75-125	Pass	
Zinc	S24-Ap0059681	CP	%	120			75-125	Pass	
Spike - % Recovery									
Total Recoverable Hydrocarbons				Result 1					
TRH C6-C9	S24-Ap0059690	CP	%	97			70-130	Pass	

Test	Lab Sample ID	QA Source	Units	Result 1			Acceptance Limits	Pass Limits	Qualifying Code
TRH C6-C10	S24-Ap0059690	CP	%	98			70-130	Pass	
Spike - % Recovery									
BTEX				Result 1					
Benzene	S24-Ap0059690	CP	%	97			70-130	Pass	
Toluene	S24-Ap0059690	CP	%	106			70-130	Pass	
Ethylbenzene	S24-Ap0059690	CP	%	105			70-130	Pass	
m&p-Xylenes	S24-Ap0059690	CP	%	102			70-130	Pass	
o-Xylene	S24-Ap0059690	CP	%	92			70-130	Pass	
Xylenes - Total*	S24-Ap0059690	CP	%	99			70-130	Pass	
Spike - % Recovery									
Total Recoverable Hydrocarbons - 2013 NEPM Fractions				Result 1					
Naphthalene	S24-Ap0059690	CP	%	104			70-130	Pass	
Spike - % Recovery									
Total Recoverable Hydrocarbons				Result 1					
TRH C10-C14	S24-Ap0059691	CP	%	77			70-130	Pass	
TRH >C10-C16	S24-Ap0059691	CP	%	72			70-130	Pass	
Spike - % Recovery									
Heavy Metals				Result 1					
Arsenic	S24-Ap0059691	CP	%	92			75-125	Pass	
Cadmium	S24-Ap0059691	CP	%	86			75-125	Pass	
Chromium	S24-Ap0059691	CP	%	88			75-125	Pass	
Copper	S24-Ap0059691	CP	%	92			75-125	Pass	
Lead	S24-Ap0059691	CP	%	89			75-125	Pass	
Mercury	S24-Ap0059691	CP	%	93			75-125	Pass	
Nickel	S24-Ap0059691	CP	%	90			75-125	Pass	
Zinc	S24-Ap0059691	CP	%	96			75-125	Pass	
Test	**Lab Sample ID**	**QA Source**	**Units**	**Result 1**			**Acceptance Limits**	**Pass Limits**	**Qualifying Code**
Duplicate									
Volatile Organics				Result 1	Result 2	RPD			
1.1-Dichloroethane	S24-Ap0064914	NCP	mg/kg	< 0.5	< 0.5	<1	30%	Pass	
1.1-Dichloroethene	S24-Ap0064914	NCP	mg/kg	< 0.5	< 0.5	<1	30%	Pass	
1.1.1-Trichloroethane	S24-Ap0064914	NCP	mg/kg	< 0.5	< 0.5	<1	30%	Pass	
1.1.1.2-Tetrachloroethane	S24-Ap0064914	NCP	mg/kg	< 0.5	< 0.5	<1	30%	Pass	
1.1.2-Trichloroethane	S24-Ap0064914	NCP	mg/kg	< 0.5	< 0.5	<1	30%	Pass	
1.1.2.2-Tetrachloroethane	S24-Ap0064914	NCP	mg/kg	< 0.5	< 0.5	<1	30%	Pass	
1.2-Dibromoethane	S24-Ap0064914	NCP	mg/kg	< 0.5	< 0.5	<1	30%	Pass	
1.2-Dichlorobenzene	S24-Ap0064914	NCP	mg/kg	< 0.5	< 0.5	<1	30%	Pass	
1.2-Dichloroethane	S24-Ap0064914	NCP	mg/kg	< 0.5	< 0.5	<1	30%	Pass	
1.2-Dichloropropane	S24-Ap0064914	NCP	mg/kg	< 0.5	< 0.5	<1	30%	Pass	
1.2.3-Trichloropropane	S24-Ap0064914	NCP	mg/kg	< 0.5	< 0.5	<1	30%	Pass	
1.2.4-Trimethylbenzene	S24-Ap0064914	NCP	mg/kg	< 0.5	< 0.5	<1	30%	Pass	
1.3-Dichlorobenzene	S24-Ap0064914	NCP	mg/kg	< 0.5	< 0.5	<1	30%	Pass	
1.3-Dichloropropane	S24-Ap0064914	NCP	mg/kg	< 0.5	< 0.5	<1	30%	Pass	
1.3.5-Trimethylbenzene	S24-Ap0064914	NCP	mg/kg	< 0.5	< 0.5	<1	30%	Pass	
1.4-Dichlorobenzene	S24-Ap0064914	NCP	mg/kg	< 0.5	< 0.5	<1	30%	Pass	
2-Butanone (MEK)	S24-Ap0064914	NCP	mg/kg	< 0.5	< 0.5	<1	30%	Pass	
2-Propanone (Acetone)	S24-Ap0064914	NCP	mg/kg	< 0.5	< 0.5	<1	30%	Pass	
4-Chlorotoluene	S24-Ap0064914	NCP	mg/kg	< 0.5	< 0.5	<1	30%	Pass	
4-Methyl-2-pentanone (MIBK)	S24-Ap0064914	NCP	mg/kg	< 0.5	< 0.5	<1	30%	Pass	
Allyl chloride	S24-Ap0064914	NCP	mg/kg	< 0.5	< 0.5	<1	30%	Pass	
Bromobenzene	S24-Ap0064914	NCP	mg/kg	< 0.5	< 0.5	<1	30%	Pass	
Bromochloromethane	S24-Ap0064914	NCP	mg/kg	< 0.5	< 0.5	<1	30%	Pass	
Bromodichloromethane	S24-Ap0064914	NCP	mg/kg	< 0.5	< 0.5	<1	30%	Pass	
Bromoform	S24-Ap0064914	NCP	mg/kg	< 0.5	< 0.5	<1	30%	Pass	

Test	Lab Sample ID	QA Source	Units	Result 1			Acceptance Limits	Pass Limits	Qualifying Code
Duplicate									
Volatile Organics				Result 1	Result 2	RPD			
Bromomethane	S24-Ap0064914	NCP	mg/kg	< 0.5	< 0.5	<1	30%	Pass	
Carbon disulfide	S24-Ap0064914	NCP	mg/kg	< 0.5	< 0.5	<1	30%	Pass	
Carbon Tetrachloride	S24-Ap0064914	NCP	mg/kg	< 0.5	< 0.5	<1	30%	Pass	
Chlorobenzene	S24-Ap0064914	NCP	mg/kg	< 0.5	< 0.5	<1	30%	Pass	
Chloroethane	S24-Ap0064914	NCP	mg/kg	< 0.5	< 0.5	<1	30%	Pass	
Chloroform	S24-Ap0064914	NCP	mg/kg	< 0.5	< 0.5	<1	30%	Pass	
Chloromethane	S24-Ap0064914	NCP	mg/kg	< 0.5	< 0.5	<1	30%	Pass	
cis-1.2-Dichloroethene	S24-Ap0064914	NCP	mg/kg	< 0.5	< 0.5	<1	30%	Pass	
cis-1.3-Dichloropropene	S24-Ap0064914	NCP	mg/kg	< 0.5	< 0.5	<1	30%	Pass	
Dibromochloromethane	S24-Ap0064914	NCP	mg/kg	< 0.5	< 0.5	<1	30%	Pass	
Dibromomethane	S24-Ap0064914	NCP	mg/kg	< 0.5	< 0.5	<1	30%	Pass	
Dichlorodifluoromethane	S24-Ap0064914	NCP	mg/kg	< 0.5	< 0.5	<1	30%	Pass	
Iodomethane	S24-Ap0064914	NCP	mg/kg	< 0.5	< 0.5	<1	30%	Pass	
Isopropyl benzene (Cumene)	S24-Ap0064914	NCP	mg/kg	< 0.5	< 0.5	<1	30%	Pass	
Methylene Chloride	S24-Ap0064914	NCP	mg/kg	< 0.5	< 0.5	<1	30%	Pass	
Styrene	S24-Ap0064914	NCP	mg/kg	< 0.5	< 0.5	<1	30%	Pass	
Tetrachloroethene	S24-Ap0064914	NCP	mg/kg	< 0.5	< 0.5	<1	30%	Pass	
trans-1.2-Dichloroethene	S24-Ap0064914	NCP	mg/kg	< 0.5	< 0.5	<1	30%	Pass	
trans-1.3-Dichloropropene	S24-Ap0064914	NCP	mg/kg	< 0.5	< 0.5	<1	30%	Pass	
Trichloroethene	S24-Ap0064914	NCP	mg/kg	< 0.5	< 0.5	<1	30%	Pass	
Trichlorofluoromethane	S24-Ap0064914	NCP	mg/kg	< 0.5	< 0.5	<1	30%	Pass	
Vinyl chloride	S24-Ap0064914	NCP	mg/kg	< 0.5	< 0.5	<1	30%	Pass	
Duplicate									
Perfluoroalkyl carboxylic acids (PFCAs)				Result 1	Result 2	RPD			
Perfluorobutanoic acid (PFBA)	S24-Ap0073309	NCP	ug/kg	< 5	< 5	<1	30%	Pass	
Perfluoropentanoic acid (PFPeA)	S24-Ap0073309	NCP	ug/kg	< 5	< 5	<1	30%	Pass	
Perfluorohexanoic acid (PFHxA)	S24-Ap0073309	NCP	ug/kg	< 5	< 5	<1	30%	Pass	
Perfluoroheptanoic acid (PFHpA)	S24-Ap0073309	NCP	ug/kg	< 5	< 5	<1	30%	Pass	
Perfluorooctanoic acid (PFOA)	S24-Ap0073309	NCP	ug/kg	< 5	< 5	<1	30%	Pass	
Perfluorononanoic acid (PFNA)	S24-Ap0073309	NCP	ug/kg	< 5	< 5	<1	30%	Pass	
Perfluorodecanoic acid (PFDA)	S24-Ap0073309	NCP	ug/kg	< 5	< 5	<1	30%	Pass	
Perfluoroundecanoic acid (PFUnDA)	S24-Ap0073309	NCP	ug/kg	< 5	< 5	<1	30%	Pass	
Perfluorododecanoic acid (PFDoDA)	S24-Ap0073309	NCP	ug/kg	< 5	< 5	<1	30%	Pass	
Perfluorotridecanoic acid (PFTrDA)	S24-Ap0073309	NCP	ug/kg	< 5	< 5	<1	30%	Pass	
Perfluorotetradecanoic acid (PFTeDA)	S24-Ap0073309	NCP	ug/kg	< 5	< 5	<1	30%	Pass	
Duplicate									
Perfluoroalkyl sulfonamido substances				Result 1	Result 2	RPD			
Perfluorooctane sulfonamide (FOSA)	S24-Ap0073309	NCP	ug/kg	< 5	< 5	<1	30%	Pass	
N-methylperfluoro-1-octane sulfonamide (N-MeFOSA)	S24-Ap0073309	NCP	ug/kg	< 5	< 5	<1	30%	Pass	
N-ethylperfluoro-1-octane sulfonamide (N-EtFOSA)	S24-Ap0073309	NCP	ug/kg	< 5	< 5	<1	30%	Pass	
2-(N-methylperfluoro-1-octane sulfonamido)-ethanol(N-MeFOSE)	S24-Ap0073309	NCP	ug/kg	< 5	< 5	<1	30%	Pass	
2-(N-ethylperfluoro-1-octane sulfonamido)-ethanol(N-EtFOSE)	S24-Ap0073309	NCP	ug/kg	< 5	< 5	<1	30%	Pass	
N-ethyl-perfluorooctanesulfonamidoacetic acid (N-EtFOSAA)	S24-Ap0073309	NCP	ug/kg	< 10	< 10	<1	30%	Pass	
N-methyl-perfluorooctanesulfonamidoacetic acid (N-MeFOSAA)	S24-Ap0073309	NCP	ug/kg	< 10	< 10	<1	30%	Pass	

Duplicate									
Perfluoroalkyl sulfonic acids (PFSAs)				Result 1	Result 2	RPD			
Perfluorobutanesulfonic acid (PFBS)	S24-Ap0073309	NCP	ug/kg	< 5	< 5	<1	30%	Pass	
Perfluorononanesulfonic acid (PFNS)	S24-Ap0073309	NCP	ug/kg	< 5	< 5	<1	30%	Pass	
Perfluoropropanesulfonic acid (PFPrS)	S24-Ap0073309	NCP	ug/kg	< 5	< 5	<1	30%	Pass	
Perfluoropentanesulfonic acid (PFPeS)	S24-Ap0073309	NCP	ug/kg	< 5	< 5	<1	30%	Pass	
Perfluorohexanesulfonic acid (PFHxS)	S24-Ap0073309	NCP	ug/kg	< 5	< 5	<1	30%	Pass	
Perfluoroheptanesulfonic acid (PFHpS)	S24-Ap0073309	NCP	ug/kg	< 5	< 5	<1	30%	Pass	
Perfluorooctanesulfonic acid (PFOS)	S24-Ap0073309	NCP	ug/kg	< 5	< 5	<1	30%	Pass	
Perfluorodecanesulfonic acid (PFDS)	S24-Ap0073309	NCP	ug/kg	< 5	< 5	<1	30%	Pass	
Duplicate									
n:2 Fluorotelomer sulfonic acids (n:2 FTSAs)				Result 1	Result 2	RPD			
1H.1H.2H.2H-perfluorohexanesulfonic acid (4:2 FTSA)	S24-Ap0073309	NCP	ug/kg	< 5	< 5	<1	30%	Pass	
1H.1H.2H.2H-perfluorooctanesulfonic acid(6:2 FTSA)	S24-Ap0073309	NCP	ug/kg	< 10	< 10	<1	30%	Pass	
1H.1H.2H.2H-perfluorodecanesulfonic acid (8:2 FTSA)	S24-Ap0073309	NCP	ug/kg	< 5	< 5	<1	30%	Pass	
1H.1H.2H.2H-perfluorododecanesulfonic acid (10:2 FTSA)	S24-Ap0073309	NCP	ug/kg	< 5	< 5	<1	30%	Pass	
Duplicate									
Total Recoverable Hydrocarbons				Result 1	Result 2	RPD			
TRH C6-C9	S24-Ap0059678	CP	mg/kg	< 20	< 20	<1	30%	Pass	
TRH C6-C10	S24-Ap0059678	CP	mg/kg	< 20	< 20	<1	30%	Pass	
Duplicate									
BTEX				Result 1	Result 2	RPD			
Benzene	S24-Ap0059678	CP	mg/kg	< 0.1	< 0.1	<1	30%	Pass	
Toluene	S24-Ap0059678	CP	mg/kg	< 0.1	< 0.1	<1	30%	Pass	
Ethylbenzene	S24-Ap0059678	CP	mg/kg	< 0.1	< 0.1	<1	30%	Pass	
m&p-Xylenes	S24-Ap0059678	CP	mg/kg	< 0.2	< 0.2	<1	30%	Pass	
o-Xylene	S24-Ap0059678	CP	mg/kg	< 0.1	< 0.1	<1	30%	Pass	
Xylenes - Total*	S24-Ap0059678	CP	mg/kg	< 0.3	< 0.3	<1	30%	Pass	
Duplicate									
Total Recoverable Hydrocarbons - 2013 NEPM Fractions				Result 1	Result 2	RPD			
Naphthalene	S24-Ap0059678	CP	mg/kg	< 0.5	< 0.5	<1	30%	Pass	
Duplicate									
Polychlorinated Biphenyls				Result 1	Result 2	RPD			
Aroclor-1016	S24-Ap0059679	CP	mg/kg	< 0.1	< 0.1	<1	30%	Pass	
Aroclor-1221	S24-Ap0059679	CP	mg/kg	< 0.1	< 0.1	<1	30%	Pass	
Aroclor-1232	S24-Ap0059679	CP	mg/kg	< 0.1	< 0.1	<1	30%	Pass	
Aroclor-1242	S24-Ap0059679	CP	mg/kg	< 0.1	< 0.1	<1	30%	Pass	
Aroclor-1248	S24-Ap0059679	CP	mg/kg	< 0.1	< 0.1	<1	30%	Pass	
Aroclor-1254	S24-Ap0059679	CP	mg/kg	< 0.1	< 0.1	<1	30%	Pass	
Aroclor-1260	S24-Ap0059679	CP	mg/kg	< 0.1	< 0.1	<1	30%	Pass	
Total PCB*	S24-Ap0059679	CP	mg/kg	< 0.1	< 0.1	<1	30%	Pass	

Duplicate									
Total Recoverable Hydrocarbons				Result 1	Result 2	RPD			
TRH C10-C14	S24-Ap0059679	CP	mg/kg	< 20	< 20	<1	30%	Pass	
TRH C15-C28	S24-Ap0059679	CP	mg/kg	< 50	< 50	<1	30%	Pass	
TRH C29-C36	S24-Ap0059679	CP	mg/kg	< 50	< 50	<1	30%	Pass	
TRH >C10-C16	S24-Ap0059679	CP	mg/kg	< 50	< 50	<1	30%	Pass	
TRH >C16-C34	S24-Ap0059679	CP	mg/kg	< 100	< 100	<1	30%	Pass	
TRH >C34-C40	S24-Ap0059679	CP	mg/kg	< 100	< 100	<1	30%	Pass	
Duplicate									
Polycyclic Aromatic Hydrocarbons				Result 1	Result 2	RPD			
Acenaphthene	S24-Ap0059679	CP	mg/kg	< 0.5	< 0.5	<1	30%	Pass	
Acenaphthylene	S24-Ap0059679	CP	mg/kg	< 0.5	< 0.5	<1	30%	Pass	
Anthracene	S24-Ap0059679	CP	mg/kg	< 0.5	< 0.5	<1	30%	Pass	
Benz(a)anthracene	S24-Ap0059679	CP	mg/kg	< 0.5	< 0.5	<1	30%	Pass	
Benzo(a)pyrene	S24-Ap0059679	CP	mg/kg	< 0.5	< 0.5	<1	30%	Pass	
Benzo(b&j)fluoranthene	S24-Ap0059679	CP	mg/kg	< 0.5	< 0.5	<1	30%	Pass	
Benzo(g.h.i)perylene	S24-Ap0059679	CP	mg/kg	< 0.5	< 0.5	<1	30%	Pass	
Benzo(k)fluoranthene	S24-Ap0059679	CP	mg/kg	< 0.5	< 0.5	<1	30%	Pass	
Chrysene	S24-Ap0059679	CP	mg/kg	< 0.5	< 0.5	<1	30%	Pass	
Dibenz(a.h)anthracene	S24-Ap0059679	CP	mg/kg	< 0.5	< 0.5	<1	30%	Pass	
Fluoranthene	S24-Ap0059679	CP	mg/kg	< 0.5	< 0.5	<1	30%	Pass	
Fluorene	S24-Ap0059679	CP	mg/kg	< 0.5	< 0.5	<1	30%	Pass	
Indeno(1.2.3-cd)pyrene	S24-Ap0059679	CP	mg/kg	< 0.5	< 0.5	<1	30%	Pass	
Naphthalene	S24-Ap0059679	CP	mg/kg	< 0.5	< 0.5	<1	30%	Pass	
Phenanthrene	S24-Ap0059679	CP	mg/kg	< 0.5	< 0.5	<1	30%	Pass	
Pyrene	S24-Ap0059679	CP	mg/kg	< 0.5	< 0.5	<1	30%	Pass	
Duplicate									
Organochlorine Pesticides				Result 1	Result 2	RPD			
Chlordanes - Total	S24-Ap0059679	CP	mg/kg	< 0.1	< 0.1	<1	30%	Pass	
4.4'-DDD	S24-Ap0059679	CP	mg/kg	< 0.05	< 0.05	<1	30%	Pass	
4.4'-DDE	S24-Ap0059679	CP	mg/kg	< 0.05	< 0.05	<1	30%	Pass	
4.4'-DDT	S24-Ap0059679	CP	mg/kg	< 0.05	< 0.05	<1	30%	Pass	
a-HCH	S24-Ap0059679	CP	mg/kg	< 0.05	< 0.05	<1	30%	Pass	
Aldrin	S24-Ap0059679	CP	mg/kg	< 0.05	< 0.05	<1	30%	Pass	
b-HCH	S24-Ap0059679	CP	mg/kg	< 0.05	< 0.05	<1	30%	Pass	
d-HCH	S24-Ap0059679	CP	mg/kg	< 0.05	< 0.05	<1	30%	Pass	
Dieldrin	S24-Ap0059679	CP	mg/kg	< 0.05	< 0.05	<1	30%	Pass	
Endosulfan I	S24-Ap0059679	CP	mg/kg	< 0.05	< 0.05	<1	30%	Pass	
Endosulfan II	S24-Ap0059679	CP	mg/kg	< 0.05	< 0.05	<1	30%	Pass	
Endosulfan sulphate	S24-Ap0059679	CP	mg/kg	< 0.05	< 0.05	<1	30%	Pass	
Endrin	S24-Ap0059679	CP	mg/kg	< 0.05	< 0.05	<1	30%	Pass	
Endrin aldehyde	S24-Ap0059679	CP	mg/kg	< 0.05	< 0.05	<1	30%	Pass	
Endrin ketone	S24-Ap0059679	CP	mg/kg	< 0.05	< 0.05	<1	30%	Pass	
g-HCH (Lindane)	S24-Ap0059679	CP	mg/kg	< 0.05	< 0.05	<1	30%	Pass	
Heptachlor	S24-Ap0059679	CP	mg/kg	< 0.05	< 0.05	<1	30%	Pass	
Heptachlor epoxide	S24-Ap0059679	CP	mg/kg	< 0.05	< 0.05	<1	30%	Pass	
Hexachlorobenzene	S24-Ap0059679	CP	mg/kg	< 0.05	< 0.05	<1	30%	Pass	
Methoxychlor	S24-Ap0059679	CP	mg/kg	< 0.05	< 0.05	<1	30%	Pass	
Duplicate									
Polychlorinated Biphenyls				Result 1	Result 2	RPD			
Aroclor-1016	S24-Ap0059680	CP	mg/kg	< 0.1	< 0.1	<1	30%	Pass	
Aroclor-1221	S24-Ap0059680	CP	mg/kg	< 0.1	< 0.1	<1	30%	Pass	
Aroclor-1232	S24-Ap0059680	CP	mg/kg	< 0.1	< 0.1	<1	30%	Pass	
Aroclor-1242	S24-Ap0059680	CP	mg/kg	< 0.1	< 0.1	<1	30%	Pass	
Aroclor-1248	S24-Ap0059680	CP	mg/kg	< 0.1	< 0.1	<1	30%	Pass	
Aroclor-1254	S24-Ap0059680	CP	mg/kg	< 0.1	< 0.1	<1	30%	Pass	

Duplicate									
Polychlorinated Biphenyls				Result 1	Result 2	RPD			
Aroclor-1260	S24-Ap0059680	CP	mg/kg	< 0.1	< 0.1	<1	30%	Pass	
Total PCB*	S24-Ap0059680	CP	mg/kg	< 0.1	< 0.1	<1	30%	Pass	
Duplicate									
Sample Properties				Result 1	Result 2	RPD			
% Moisture	S24-Ap0059680	CP	%	16	15	6.1	30%	Pass	
Duplicate									
Total Recoverable Hydrocarbons				Result 1	Result 2	RPD			
TRH C10-C14	S24-Ap0059680	CP	mg/kg	< 20	< 20	<1	30%	Pass	
TRH C15-C28	S24-Ap0059680	CP	mg/kg	< 50	< 50	<1	30%	Pass	
TRH C29-C36	S24-Ap0059680	CP	mg/kg	< 50	< 50	<1	30%	Pass	
TRH >C10-C16	S24-Ap0059680	CP	mg/kg	< 50	< 50	<1	30%	Pass	
TRH >C16-C34	S24-Ap0059680	CP	mg/kg	< 100	< 100	<1	30%	Pass	
TRH >C34-C40	S24-Ap0059680	CP	mg/kg	< 100	< 100	<1	30%	Pass	
Duplicate									
Polycyclic Aromatic Hydrocarbons				Result 1	Result 2	RPD			
Acenaphthene	S24-Ap0059680	CP	mg/kg	< 0.5	< 0.5	<1	30%	Pass	
Acenaphthylene	S24-Ap0059680	CP	mg/kg	< 0.5	< 0.5	<1	30%	Pass	
Anthracene	S24-Ap0059680	CP	mg/kg	< 0.5	< 0.5	<1	30%	Pass	
Benz(a)anthracene	S24-Ap0059680	CP	mg/kg	< 0.5	< 0.5	<1	30%	Pass	
Benzo(a)pyrene	S24-Ap0059680	CP	mg/kg	< 0.5	< 0.5	<1	30%	Pass	
Benzo(b&j)fluoranthene	S24-Ap0059680	CP	mg/kg	< 0.5	< 0.5	<1	30%	Pass	
Benzo(g.h.i)perylene	S24-Ap0059680	CP	mg/kg	< 0.5	< 0.5	<1	30%	Pass	
Benzo(k)fluoranthene	S24-Ap0059680	CP	mg/kg	< 0.5	< 0.5	<1	30%	Pass	
Chrysene	S24-Ap0059680	CP	mg/kg	< 0.5	< 0.5	<1	30%	Pass	
Dibenz(a.h)anthracene	S24-Ap0059680	CP	mg/kg	< 0.5	< 0.5	<1	30%	Pass	
Fluoranthene	S24-Ap0059680	CP	mg/kg	< 0.5	< 0.5	<1	30%	Pass	
Fluorene	S24-Ap0059680	CP	mg/kg	< 0.5	< 0.5	<1	30%	Pass	
Indeno(1.2.3-cd)pyrene	S24-Ap0059680	CP	mg/kg	< 0.5	< 0.5	<1	30%	Pass	
Naphthalene	S24-Ap0059680	CP	mg/kg	< 0.5	< 0.5	<1	30%	Pass	
Phenanthrene	S24-Ap0059680	CP	mg/kg	< 0.5	< 0.5	<1	30%	Pass	
Pyrene	S24-Ap0059680	CP	mg/kg	< 0.5	< 0.5	<1	30%	Pass	
Duplicate									
Organochlorine Pesticides				Result 1	Result 2	RPD			
Chlordanes - Total	S24-Ap0059680	CP	mg/kg	< 0.1	< 0.1	<1	30%	Pass	
4.4'-DDD	S24-Ap0059680	CP	mg/kg	< 0.05	< 0.05	<1	30%	Pass	
4.4'-DDE	S24-Ap0059680	CP	mg/kg	< 0.05	< 0.05	<1	30%	Pass	
4.4'-DDT	S24-Ap0059680	CP	mg/kg	< 0.05	< 0.05	<1	30%	Pass	
a-HCH	S24-Ap0059680	CP	mg/kg	< 0.05	< 0.05	<1	30%	Pass	
Aldrin	S24-Ap0059680	CP	mg/kg	< 0.05	< 0.05	<1	30%	Pass	
b-HCH	S24-Ap0059680	CP	mg/kg	< 0.05	< 0.05	<1	30%	Pass	
d-HCH	S24-Ap0059680	CP	mg/kg	< 0.05	< 0.05	<1	30%	Pass	
Dieldrin	S24-Ap0059680	CP	mg/kg	< 0.05	< 0.05	<1	30%	Pass	
Endosulfan I	S24-Ap0059680	CP	mg/kg	< 0.05	< 0.05	<1	30%	Pass	
Endosulfan II	S24-Ap0059680	CP	mg/kg	< 0.05	< 0.05	<1	30%	Pass	
Endosulfan sulphate	S24-Ap0059680	CP	mg/kg	< 0.05	< 0.05	<1	30%	Pass	
Endrin	S24-Ap0059680	CP	mg/kg	< 0.05	< 0.05	<1	30%	Pass	
Endrin aldehyde	S24-Ap0059680	CP	mg/kg	< 0.05	< 0.05	<1	30%	Pass	
Endrin ketone	S24-Ap0059680	CP	mg/kg	< 0.05	< 0.05	<1	30%	Pass	
g-HCH (Lindane)	S24-Ap0059680	CP	mg/kg	< 0.05	< 0.05	<1	30%	Pass	
Heptachlor	S24-Ap0059680	CP	mg/kg	< 0.05	< 0.05	<1	30%	Pass	
Heptachlor epoxide	S24-Ap0059680	CP	mg/kg	< 0.05	< 0.05	<1	30%	Pass	
Hexachlorobenzene	S24-Ap0059680	CP	mg/kg	< 0.05	< 0.05	<1	30%	Pass	
Methoxychlor	S24-Ap0059680	CP	mg/kg	< 0.05	< 0.05	<1	30%	Pass	

Duplicate									
Heavy Metals				Result 1	Result 2	RPD			
Arsenic	S24-Ap0059680	CP	mg/kg	17	7.8	73	30%	Fail	Q15
Cadmium	S24-Ap0059680	CP	mg/kg	< 0.4	< 0.4	<1	30%	Pass	
Chromium	S24-Ap0059680	CP	mg/kg	17	11	47	30%	Fail	Q15
Copper	S24-Ap0059680	CP	mg/kg	18	15	16	30%	Pass	
Lead	S24-Ap0059680	CP	mg/kg	17	14	19	30%	Pass	
Mercury	S24-Ap0059680	CP	mg/kg	< 0.1	< 0.1	<1	30%	Pass	
Nickel	S24-Ap0059680	CP	mg/kg	16	18	10	30%	Pass	
Zinc	S24-Ap0059680	CP	mg/kg	61	60	<1	30%	Pass	
Duplicate									
Total Recoverable Hydrocarbons				Result 1	Result 2	RPD			
TRH C6-C9	S24-Ap0059688	CP	mg/kg	< 20	< 20	<1	30%	Pass	
TRH C6-C10	S24-Ap0059688	CP	mg/kg	< 20	< 20	<1	30%	Pass	
Duplicate									
BTEX				Result 1	Result 2	RPD			
Benzene	S24-Ap0059688	CP	mg/kg	< 0.1	< 0.1	<1	30%	Pass	
Toluene	S24-Ap0059688	CP	mg/kg	< 0.1	< 0.1	<1	30%	Pass	
Ethylbenzene	S24-Ap0059688	CP	mg/kg	< 0.1	< 0.1	<1	30%	Pass	
m&p-Xylenes	S24-Ap0059688	CP	mg/kg	< 0.2	< 0.2	<1	30%	Pass	
o-Xylene	S24-Ap0059688	CP	mg/kg	< 0.1	< 0.1	<1	30%	Pass	
Xylenes - Total*	S24-Ap0059688	CP	mg/kg	< 0.3	< 0.3	<1	30%	Pass	
Duplicate									
Total Recoverable Hydrocarbons - 2013 NEPM Fractions				Result 1	Result 2	RPD			
Naphthalene	S24-Ap0059688	CP	mg/kg	< 0.5	< 0.5	<1	30%	Pass	
Duplicate									
Total Recoverable Hydrocarbons				Result 1	Result 2	RPD			
TRH C6-C9	S24-Ap0059689	CP	mg/kg	< 20	< 20	<1	30%	Pass	
TRH C6-C10	S24-Ap0059689	CP	mg/kg	< 20	< 20	<1	30%	Pass	
Duplicate									
BTEX				Result 1	Result 2	RPD			
Benzene	S24-Ap0059689	CP	mg/kg	< 0.1	< 0.1	<1	30%	Pass	
Toluene	S24-Ap0059689	CP	mg/kg	< 0.1	< 0.1	<1	30%	Pass	
Ethylbenzene	S24-Ap0059689	CP	mg/kg	< 0.1	< 0.1	<1	30%	Pass	
m&p-Xylenes	S24-Ap0059689	CP	mg/kg	< 0.2	< 0.2	<1	30%	Pass	
o-Xylene	S24-Ap0059689	CP	mg/kg	< 0.1	< 0.1	<1	30%	Pass	
Xylenes - Total*	S24-Ap0059689	CP	mg/kg	< 0.3	< 0.3	<1	30%	Pass	
Duplicate									
Total Recoverable Hydrocarbons - 2013 NEPM Fractions				Result 1	Result 2	RPD			
Naphthalene	S24-Ap0059689	CP	mg/kg	< 0.5	< 0.5	<1	30%	Pass	
Duplicate									
Sample Properties				Result 1	Result 2	RPD			
% Moisture	S24-Ap0059690	CP	%	13	14	6.1	30%	Pass	
Duplicate									
Total Recoverable Hydrocarbons				Result 1	Result 2	RPD			
TRH C10-C14	S24-Ap0059690	CP	mg/kg	< 20	< 20	<1	30%	Pass	
TRH C15-C28	S24-Ap0059690	CP	mg/kg	< 50	< 50	<1	30%	Pass	
TRH C29-C36	S24-Ap0059690	CP	mg/kg	< 50	< 50	<1	30%	Pass	
TRH >C10-C16	S24-Ap0059690	CP	mg/kg	< 50	< 50	<1	30%	Pass	
TRH >C16-C34	S24-Ap0059690	CP	mg/kg	< 100	< 100	<1	30%	Pass	
TRH >C34-C40	S24-Ap0059690	CP	mg/kg	< 100	< 100	<1	30%	Pass	

Duplicate									
Heavy Metals				Result 1	Result 2	RPD			
Arsenic	S24-Ap0059690	CP	mg/kg	14	15	5.0	30%	Pass	
Cadmium	S24-Ap0059690	CP	mg/kg	< 0.4	< 0.4	<1	30%	Pass	
Chromium	S24-Ap0059690	CP	mg/kg	18	24	26	30%	Pass	
Copper	S24-Ap0059690	CP	mg/kg	9.5	9.0	5.5	30%	Pass	
Lead	S24-Ap0059690	CP	mg/kg	16	17	8.9	30%	Pass	
Mercury	S24-Ap0059690	CP	mg/kg	< 0.1	< 0.1	<1	30%	Pass	
Nickel	S24-Ap0059690	CP	mg/kg	5.2	6.1	16	30%	Pass	
Zinc	S24-Ap0059690	CP	mg/kg	31	28	11	30%	Pass	
Duplicate									
Sample Properties				Result 1	Result 2	RPD			
% Moisture	S24-Ap0059691	CP	%	10.0	9.0	10.0	30%	Pass	

Comments

This report has been revised (V2) to correct sample name from "SB40_0-0.1" to "SB40_0.15-0.25" for sample S24-Ap0059680, and "SB41_0-0.1" to "SB41_0.15-0.25" for sample S24-Ap0059682 as per client request.

Sample Integrity

Custody Seals Intact (if used)	N/A
Attempt to Chill was evident	Yes
Sample correctly preserved	Yes
Appropriate sample containers have been used	Yes
Sample containers for volatile analysis received with minimal headspace	Yes
Samples received within HoldingTime	Yes
Some samples have been subcontracted	No

Qualifier Codes/Comments

Code	Description
N01	F2 is determined by arithmetically subtracting the "naphthalene" value from the ">C10-C16" value. The naphthalene value used in this calculation is obtained from volatiles (Purge & Trap analysis).
N02	Where we have reported both volatile (P&T GCMS) and semivolatile (GCMS) naphthalene data, results may not be identical. Provided correct sample handling protocols have been followed, any observed differences in results are likely to be due to procedural differences within each methodology. Results determined by both techniques have passed all QAQC acceptance criteria, and are entirely technically valid.
N04	F1 is determined by arithmetically subtracting the "Total BTEX" value from the "C6-C10" value. The "Total BTEX" value is obtained by summing the concentrations of BTEX analytes. The "C6-C10" value is obtained by quantitating against a standard of mixed aromatic/aliphatic analytes.
N07	Please note:- These two PAH isomers closely co-elute using the most contemporary analytical methods and both the reported concentration (and the TEQ) apply specifically to the total of the two co-eluting PAHs
N11	Isotope dilution is used for calibration of each native compound for which an exact labelled analogue is available (Isotope Dilution Quantitation). The isotopically labelled analogues allow identification and recovery correction of the concentration of the associated native PFAS compounds.
N15	Where the native PFAS compound does not have labelled analogue then the quantification is made using the Extracted Internal Standard Analyte with the closest retention time to the analyte and no recovery correction has been made (Internal Standard Quantitation).
Q08	The matrix spike recovery is outside of the recommended acceptance criteria. An acceptable recovery was obtained for the laboratory control sample indicating a sample matrix interference.
Q15	The RPD reported passes Eurofins Environment Testing's QC - Acceptance Criteria as defined in the Internal Quality Control Review and Glossary page of this report.

Authorised by:

Adam Bateup	Analytical Services Manager
Chamath JHM Annakkage	Senior Analyst-Asbestos
Fang Yee Tan	Senior Analyst-Metal
Roopesh Rangarajan	Senior Analyst-Organic
Roopesh Rangarajan	Senior Analyst-PFAS
Roopesh Rangarajan	Senior Analyst-Sample Properties
Roopesh Rangarajan	Senior Analyst-Volatile



Glenn Jackson
Managing Director

Final Report – this report replaces any previously issued Report

- Indicates Not Requested

* Indicates NATA accreditation does not cover the performance of this service

Measurement uncertainty of test data is available on request or please click here.

Eurofins shall not be liable for loss, cost, damages or expenses incurred by the client, or any other person or company, resulting from the use of any information or interpretation given in this report. In no case shall Eurofins be liable for consequential damages including, but not limited to, lost profits, damages for failure to meet deadlines and lost production arising from this report. This document shall not be reproduced except in full and relates only to the items tested. Unless indicated otherwise, the tests were performed on the samples as received.

Senversa Pty Ltd NSW
Level 24, 1 Market Street
SYDNEY
NSW 2000

NATA Accredited
Accreditation Number 1261
Site Number 18217

Accredited for compliance with ISO/IEC 17025 – Testing
NATA is a signatory to the ILAC Mutual Recognition Arrangement for the mutual recognition of the equivalence of testing, medical testing, calibration, inspection, proficiency testing scheme providers and reference materials producers reports and certificates.

Attention: **Julia Nicholson**

Report **1090330-W-V2**
Project name SMITHFIELD
Project ID 21182
Received Date Apr 22, 2024

Client Sample ID			**MW03**	**RINSATE**	**FIELD BLANK**	**TS**
Sample Matrix			**Water**	**Water**	**Water**	**Water**
Eurofins Sample No.			**S24-Ap0059666**	**S24-Ap0059667**	**S24-Ap0059668**	**S24-Ap0059669**
Date Sampled			**Apr 20, 2024**	**Apr 20, 2024**	**Apr 20, 2024**	**Apr 20, 2024**
Test/Reference	LOR	Unit				
Total Recoverable Hydrocarbons						
TRH C6-C9	0.02	mg/L	< 0.02	< 0.02	-	-
TRH C10-C14	0.05	mg/L	< 0.05	< 0.05	-	-
TRH C15-C28	0.1	mg/L	< 0.1	< 0.1	-	-
TRH C29-C36	0.1	mg/L	< 0.1	< 0.1	-	-
TRH C10-C36 (Total)	0.1	mg/L	< 0.1	< 0.1	-	-
TRH C6-C10	0.02	mg/L	< 0.02	< 0.02	-	-
TRH C6-C10 less BTEX (F1)[N04]	0.02	mg/L	< 0.02	< 0.02	-	-
TRH >C10-C16	0.05	mg/L	< 0.05	< 0.05	-	-
TRH >C10-C16 less Naphthalene (F2)[N01]	0.05	mg/L	< 0.05	< 0.05	-	-
TRH >C16-C34	0.1	mg/L	< 0.1	< 0.1	-	-
TRH >C34-C40	0.1	mg/L	< 0.1	< 0.1	-	-
TRH >C10-C40 (total)*	0.1	mg/L	< 0.1	< 0.1	-	-
BTEX						
Benzene	0.001	mg/L	< 0.001	< 0.001	-	-
Toluene	0.001	mg/L	< 0.001	< 0.001	-	-
Ethylbenzene	0.001	mg/L	< 0.001	< 0.001	-	-
m&p-Xylenes	0.002	mg/L	< 0.002	< 0.002	-	-
o-Xylene	0.001	mg/L	< 0.001	< 0.001	-	-
Xylenes - Total*	0.003	mg/L	< 0.003	< 0.003	-	-
4-Bromofluorobenzene (surr.)	1	%	100	100	-	-
Volatile Organics						
1.1-Dichloroethane	0.001	mg/L	< 0.001	< 0.001	-	-
1.1-Dichloroethene	0.001	mg/L	< 0.001	< 0.001	-	-
1.1.1-Trichloroethane	0.001	mg/L	< 0.001	< 0.001	-	-
1.1.1.2-Tetrachloroethane	0.001	mg/L	< 0.001	< 0.001	-	-
1.1.2-Trichloroethane	0.001	mg/L	< 0.001	< 0.001	-	-
1.1.2.2-Tetrachloroethane	0.001	mg/L	< 0.001	< 0.001	-	-
1.2-Dibromoethane	0.001	mg/L	< 0.001	< 0.001	-	-
1.2-Dichlorobenzene	0.001	mg/L	< 0.001	< 0.001	-	-
1.2-Dichloroethane	0.001	mg/L	< 0.001	< 0.001	-	-
1.2-Dichloropropane	0.001	mg/L	< 0.001	< 0.001	-	-
1.2.3-Trichloropropane	0.001	mg/L	< 0.001	< 0.001	-	-
1.2.4-Trimethylbenzene	0.001	mg/L	< 0.001	< 0.001	-	-
1.3-Dichlorobenzene	0.001	mg/L	< 0.001	< 0.001	-	-
1.3-Dichloropropane	0.001	mg/L	< 0.001	< 0.001	-	-

Client Sample ID			MW03	RINSATE	FIELD BLANK	TS
Sample Matrix			Water	Water	Water	Water
Eurofins Sample No.			S24-Ap0059666	S24-Ap0059667	S24-Ap0059668	S24-Ap0059669
Date Sampled			Apr 20, 2024	Apr 20, 2024	Apr 20, 2024	Apr 20, 2024
Test/Reference	LOR	Unit				
Volatile Organics						
1.3.5-Trimethylbenzene	0.001	mg/L	< 0.001	< 0.001	-	-
1.4-Dichlorobenzene	0.001	mg/L	< 0.001	< 0.001	-	-
2-Butanone (MEK)	0.005	mg/L	< 0.005	< 0.005	-	-
2-Propanone (Acetone)	0.005	mg/L	< 0.005	< 0.005	-	-
4-Chlorotoluene	0.001	mg/L	< 0.001	< 0.001	-	-
4-Methyl-2-pentanone (MIBK)	0.005	mg/L	< 0.005	< 0.005	-	-
Allyl chloride	0.001	mg/L	< 0.001	< 0.001	-	-
Benzene	0.001	mg/L	< 0.001	< 0.001	-	-
Bromobenzene	0.001	mg/L	< 0.001	< 0.001	-	-
Bromochloromethane	0.001	mg/L	< 0.001	< 0.001	-	-
Bromodichloromethane	0.001	mg/L	< 0.001	< 0.001	-	-
Bromoform	0.001	mg/L	< 0.001	< 0.001	-	-
Bromomethane	0.005	mg/L	< 0.005	< 0.005	-	-
Carbon disulfide	0.001	mg/L	< 0.001	< 0.001	-	-
Carbon Tetrachloride	0.001	mg/L	< 0.001	< 0.001	-	-
Chlorobenzene	0.001	mg/L	< 0.001	< 0.001	-	-
Chloroethane	0.005	mg/L	< 0.005	< 0.005	-	-
Chloroform	0.005	mg/L	< 0.005	< 0.005	-	-
Chloromethane	0.005	mg/L	< 0.005	< 0.005	-	-
cis-1.2-Dichloroethene	0.001	mg/L	< 0.001	< 0.001	-	-
cis-1.3-Dichloropropene	0.001	mg/L	< 0.001	< 0.001	-	-
Dibromochloromethane	0.001	mg/L	< 0.001	< 0.001	-	-
Dibromomethane	0.001	mg/L	< 0.001	< 0.001	-	-
Dichlorodifluoromethane	0.005	mg/L	< 0.005	< 0.005	-	-
Ethylbenzene	0.001	mg/L	< 0.001	< 0.001	-	-
Iodomethane	0.001	mg/L	< 0.001	< 0.001	-	-
Isopropyl benzene (Cumene)	0.001	mg/L	< 0.001	< 0.001	-	-
m&p-Xylenes	0.002	mg/L	< 0.002	< 0.002	-	-
Methylene Chloride	0.005	mg/L	< 0.005	< 0.005	-	-
o-Xylene	0.001	mg/L	< 0.001	< 0.001	-	-
Styrene	0.001	mg/L	< 0.001	< 0.001	-	-
Tetrachloroethene	0.001	mg/L	< 0.001	< 0.001	-	-
Toluene	0.001	mg/L	< 0.001	< 0.001	-	-
trans-1.2-Dichloroethene	0.001	mg/L	< 0.001	< 0.001	-	-
trans-1.3-Dichloropropene	0.001	mg/L	< 0.001	< 0.001	-	-
Trichloroethene	0.001	mg/L	< 0.001	< 0.001	-	-
Trichlorofluoromethane	0.005	mg/L	< 0.005	< 0.005	-	-
Vinyl chloride	0.005	mg/L	< 0.005	< 0.005	-	-
Xylenes - Total*	0.003	mg/L	< 0.003	< 0.003	-	-
Total MAH*	0.003	mg/L	< 0.003	< 0.003	-	-
Vic EPA IWRG 621 CHC (Total)*	0.005	mg/L	< 0.005	< 0.005	-	-
Vic EPA IWRG 621 Other CHC (Total)*	0.005	mg/L	< 0.005	< 0.005	-	-
4-Bromofluorobenzene (surr.)	1	%	100	100	-	-
Toluene-d8 (surr.)	1	%	98	106	-	-
Total Recoverable Hydrocarbons - 2013 NEPM Fractions						
Naphthalene[N02]	0.01	mg/L	< 0.01	< 0.01	-	-

Client Sample ID			MW03	RINSATE	FIELD BLANK	TS
Sample Matrix			Water	Water	Water	Water
Eurofins Sample No.			S24-Ap0059666	S24-Ap0059667	S24-Ap0059668	S24-Ap0059669
Date Sampled			Apr 20, 2024	Apr 20, 2024	Apr 20, 2024	Apr 20, 2024
Test/Reference	LOR	Unit				
Polycyclic Aromatic Hydrocarbons (Trace level)						
Acenaphthene	0.00001	mg/L	< 0.00001	< 0.00001	-	-
Acenaphthylene	0.00001	mg/L	< 0.00001	< 0.00001	-	-
Anthracene	0.00001	mg/L	< 0.00001	< 0.00001	-	-
Benz(a)anthracene	0.00001	mg/L	< 0.00001	< 0.00001	-	-
Benzo(a)pyrene - low level	0.00001	mg/L	< 0.00001	< 0.00001	-	-
Benzo(b&j)fluoranthene	0.00001	mg/L	< 0.00001	< 0.00001	-	-
Benzo(g.h.i)perylene	0.00001	mg/L	< 0.00001	< 0.00001	-	-
Benzo(k)fluoranthene	0.00001	mg/L	< 0.00001	< 0.00001	-	-
Chrysene	0.00001	mg/L	< 0.00001	< 0.00001	-	-
Dibenz(a.h)anthracene	0.00001	mg/L	< 0.00001	< 0.00001	-	-
Fluoranthene	0.00001	mg/L	< 0.00001	< 0.00001	-	-
Fluorene	0.00001	mg/L	< 0.00001	< 0.00001	-	-
Indeno(1.2.3-cd)pyrene	0.00001	mg/L	< 0.00001	< 0.00001	-	-
Naphthalene	0.00001	mg/L	< 0.00001	< 0.00001	-	-
Phenanthrene	0.00001	mg/L	< 0.00001	< 0.00001	-	-
Pyrene	0.00001	mg/L	< 0.00001	< 0.00001	-	-
Total PAH*	0.00001	mg/L	< 0.00001	< 0.00001	-	-
2-Fluorobiphenyl (surr.)	1	%	126	88	-	-
p-Terphenyl-d14 (surr.)	1	%	52	94	-	-
Heavy Metals						
Arsenic	0.001	mg/L	0.002	< 0.001	-	-
Cadmium	0.0002	mg/L	< 0.0002	< 0.0002	-	-
Chromium	0.001	mg/L	< 0.001	< 0.001	-	-
Copper	0.001	mg/L	0.002	< 0.001	-	-
Lead	0.001	mg/L	< 0.001	< 0.001	-	-
Mercury	0.0001	mg/L	< 0.0001	< 0.0001	-	-
Nickel	0.001	mg/L	0.024	< 0.001	-	-
Zinc	0.005	mg/L	0.006	< 0.005	-	-
Perfluoroalkyl carboxylic acids (PFCAs)						
Perfluorobutanoic acid (PFBA)[N11]	0.05	ug/L	< 0.05	< 0.05	< 0.05	-
Perfluoropentanoic acid (PFPeA)[N11]	0.01	ug/L	< 0.01	< 0.01	< 0.01	-
Perfluorohexanoic acid (PFHxA)[N11]	0.01	ug/L	< 0.01	< 0.01	< 0.01	-
Perfluoroheptanoic acid (PFHpA)[N11]	0.01	ug/L	< 0.01	< 0.01	< 0.01	-
Perfluorooctanoic acid (PFOA)[N11]	0.01	ug/L	< 0.01	< 0.01	< 0.01	-
Perfluorononanoic acid (PFNA)[N11]	0.01	ug/L	< 0.01	< 0.01	< 0.01	-
Perfluorodecanoic acid (PFDA)[N11]	0.01	ug/L	< 0.01	< 0.01	< 0.01	-
Perfluoroundecanoic acid (PFUnDA)[N11]	0.01	ug/L	< 0.01	< 0.01	< 0.01	-
Perfluorododecanoic acid (PFDoDA)[N11]	0.01	ug/L	< 0.01	< 0.01	< 0.01	-
Perfluorotridecanoic acid (PFTrDA)[N15]	0.01	ug/L	< 0.01	< 0.01	< 0.01	-
Perfluorotetradecanoic acid (PFTeDA)[N11]	0.01	ug/L	< 0.01	< 0.01	< 0.01	-
13C4-PFBA (surr.)	1	%	101	96	93	-
13C5-PFPeA (surr.)	1	%	103	105	104	-
13C5-PFHxA (surr.)	1	%	104	101	99	-
13C4-PFHpA (surr.)	1	%	109	103	95	-
13C8-PFOA (surr.)	1	%	105	112	99	-
13C5-PFNA (surr.)	1	%	93	95	89	-
13C6-PFDA (surr.)	1	%	93	86	77	-
13C2-PFUnDA (surr.)	1	%	96	79	76	-
13C2-PFDoDA (surr.)	1	%	103	70	74	-
13C2-PFTeDA (surr.)	1	%	99	73	75	-

Client Sample ID			MW03	RINSATE	FIELD BLANK	TS
Sample Matrix			Water	Water	Water	Water
Eurofins Sample No.			S24-Ap0059666	S24-Ap0059667	S24-Ap0059668	S24-Ap0059669
Date Sampled			Apr 20, 2024	Apr 20, 2024	Apr 20, 2024	Apr 20, 2024
Test/Reference	LOR	Unit				
Perfluoroalkyl sulfonamido substances						
Perfluorooctane sulfonamide (FOSA)[N11]	0.05	ug/L	< 0.05	< 0.05	< 0.05	-
N-methylperfluoro-1-octane sulfonamide (N-MeFOSA)[N11]	0.05	ug/L	< 0.05	< 0.05	< 0.05	-
N-ethylperfluoro-1-octane sulfonamide (N-EtFOSA)[N11]	0.05	ug/L	< 0.05	< 0.05	< 0.05	-
2-(N-methylperfluoro-1-octane sulfonamido)-ethanol(N-MeFOSE)[N11]	0.05	ug/L	< 0.05	< 0.05	< 0.05	-
2-(N-ethylperfluoro-1-octane sulfonamido)-ethanol(N-EtFOSE)[N11]	0.05	ug/L	< 0.05	< 0.05	< 0.05	-
N-ethyl-perfluorooctanesulfonamidoacetic acid (N-EtFOSAA)[N11]	0.05	ug/L	< 0.05	< 0.05	< 0.05	-
N-methyl-perfluorooctanesulfonamidoacetic acid (N-MeFOSAA)[N11]	0.05	ug/L	< 0.05	< 0.05	< 0.05	-
13C8-FOSA (surr.)	1	%	92	98	93	-
D3-N-MeFOSA (surr.)	1	%	90	89	85	-
D5-N-EtFOSA (surr.)	1	%	105	96	91	-
D7-N-MeFOSE (surr.)	1	%	92	92	92	-
D9-N-EtFOSE (surr.)	1	%	99	101	84	-
D5-N-EtFOSAA (surr.)	1	%	99	98	82	-
D3-N-MeFOSAA (surr.)	1	%	92	93	95	-
Perfluoroalkyl sulfonic acids (PFSAs)						
Perfluorobutanesulfonic acid (PFBS)[N11]	0.01	ug/L	< 0.01	< 0.01	< 0.01	-
Perfluorononanesulfonic acid (PFNS)[N15]	0.01	ug/L	< 0.01	< 0.01	< 0.01	-
Perfluoropropanesulfonic acid (PFPrS)[N15]	0.01	ug/L	< 0.01	< 0.01	< 0.01	-
Perfluoropentanesulfonic acid (PFPeS)[N15]	0.01	ug/L	< 0.01	< 0.01	< 0.01	-
Perfluorohexanesulfonic acid (PFHxS)[N11]	0.01	ug/L	< 0.01	< 0.01	< 0.01	-
Perfluoroheptanesulfonic acid (PFHpS)[N15]	0.01	ug/L	< 0.01	< 0.01	< 0.01	-
Perfluorooctanesulfonic acid (PFOS)[N11]	0.01	ug/L	< 0.01	< 0.01	< 0.01	-
Perfluorodecanesulfonic acid (PFDS)[N15]	0.01	ug/L	< 0.01	< 0.01	< 0.01	-
13C3-PFBS (surr.)	1	%	110	108	106	-
18O2-PFHxS (surr.)	1	%	107	103	102	-
13C8-PFOS (surr.)	1	%	96	87	82	-
n:2 Fluorotelomer sulfonic acids (n:2 FTSAs)						
1H.1H.2H.2H-perfluorohexanesulfonic acid (4:2 FTSA)[N11]	0.01	ug/L	< 0.01	< 0.01	< 0.01	-
1H.1H.2H.2H-perfluorooctanesulfonic acid(6:2 FTSA)[N11]	0.05	ug/L	< 0.05	< 0.05	< 0.05	-
1H.1H.2H.2H-perfluorodecanesulfonic acid (8:2 FTSA)[N11]	0.01	ug/L	< 0.01	< 0.01	< 0.01	-
1H.1H.2H.2H-perfluorododecanesulfonic acid (10:2 FTSA)[N11]	0.01	ug/L	< 0.01	< 0.01	< 0.01	-
13C2-4:2 FTSA (surr.)	1	%	121	98	85	-
13C2-6:2 FTSA (surr.)	1	%	81	84	76	-
13C2-8:2 FTSA (surr.)	1	%	119	116	134	-
13C2-10:2 FTSA (surr.)	1	%	99	79	75	-
PFASs Summations						
Sum (PFHxS + PFOS)*	0.01	ug/L	< 0.01	< 0.01	< 0.01	-
Sum of US EPA PFAS (PFOS + PFOA)*	0.01	ug/L	< 0.01	< 0.01	< 0.01	-
Sum of enHealth PFAS (PFHxS + PFOS + PFOA)*	0.01	ug/L	< 0.01	< 0.01	< 0.01	-
Sum of WA DWER PFAS (n=10)*	0.05	ug/L	< 0.05	< 0.05	< 0.05	-
Sum of PFASs (n=30)*	0.1	ug/L	< 0.1	< 0.1	< 0.1	-
Total Recoverable Hydrocarbons						
Naphthalene	1	%	-	-	-	81

Client Sample ID			MW03	RINSATE	FIELD BLANK	TS
Sample Matrix			Water	Water	Water	Water
Eurofins Sample No.			S24-Ap0059666	S24-Ap0059667	S24-Ap0059668	S24-Ap0059669
Date Sampled			Apr 20, 2024	Apr 20, 2024	Apr 20, 2024	Apr 20, 2024
Test/Reference	LOR	Unit				
BTEX						
Benzene	1	%	-	-	-	110
Ethylbenzene	1	%	-	-	-	99
m&p-Xylenes	1	%	-	-	-	100
o-Xylene	1	%	-	-	-	100
Toluene	1	%	-	-	-	110
Xylenes - Total	1	%	-	-	-	100
4-Bromofluorobenzene (surr.)	1	%	-	-	-	109

Client Sample ID			TB
Sample Matrix			Water
Eurofins Sample No.			S24-Ap0059670
Date Sampled			Apr 20, 2024
Test/Reference	LOR	Unit	
BTEX			
Benzene	0.001	mg/L	< 0.001
Toluene	0.001	mg/L	< 0.001
Ethylbenzene	0.001	mg/L	< 0.001
m&p-Xylenes	0.002	mg/L	< 0.002
o-Xylene	0.001	mg/L	< 0.001
Xylenes - Total*	0.003	mg/L	< 0.003
4-Bromofluorobenzene (surr.)	1	%	114
BTEX and Naphthalene			
Naphthalene[N02]	0.01	mg/L	< 0.01

Sample History

Where samples are submitted/analysed over several days, the last date of extraction is reported.

If the date and time of sampling are not provided, the Laboratory will not be responsible for compromised results should testing be performed outside the recommended holding time.

Description	Testing Site	Extracted	Holding Time
Total Recoverable Hydrocarbons - 1999 NEPM Fractions	Melbourne	Apr 24, 2024	7 Days
- Method: LTM-ORG-2010 TRH C6-C40			
Total Recoverable Hydrocarbons - 2013 NEPM Fractions	Sydney	Apr 23, 2024	7 Days
- Method: LTM-ORG-2010 TRH C6-C40			
Total Recoverable Hydrocarbons - 2013 NEPM Fractions	Melbourne	Apr 24, 2024	7 Days
- Method: LTM-ORG-2010 TRH C6-C40			
BTEX	Sydney	Apr 24, 2024	14 Days
- Method: LTM-ORG-2010 BTEX and Volatile TRH			
Polycyclic Aromatic Hydrocarbons (Trace level)	Melbourne	Apr 24, 2024	7 Days
- Method: LTM-ORG-2130 PAH and Phenols in Soil and Water (trace)			
Metals M8	Sydney	Apr 23, 2024	28 Days
- Method: LTM-MET-3040 Metals in Waters, Soils & Sediments by ICP-MS			
Volatile Organics	Sydney	Apr 24, 2024	7 Days
- Method: LTM-ORG-2150 VOCs in Soils Liquid and other Aqueous Matrices			
Per- and Polyfluoroalkyl Substances (PFASs)			
Perfluoroalkyl carboxylic acids (PFCAs)	Sydney	Apr 23, 2024	28 Days
- Method: LTM-ORG-2100 Per- and Polyfluoroalkyl Substances (PFAS)			
Perfluoroalkyl sulfonamido substances	Sydney	Apr 23, 2024	28 Days
- Method: LTM-ORG-2100 Per- and Polyfluoroalkyl Substances (PFAS)			
Perfluoroalkyl sulfonic acids (PFSAs)	Sydney	Apr 23, 2024	28 Days
- Method: LTM-ORG-2100 Per- and Polyfluoroalkyl Substances (PFAS)			
n:2 Fluorotelomer sulfonic acids (n:2 FTSAs)	Sydney	Apr 23, 2024	28 Days
- Method: LTM-ORG-2100 Per- and Polyfluoroalkyl Substances (PFAS)			
PFASs Summations	Sydney	Apr 23, 2024	
- Method: LTM-ORG-2100 Per- and Polyfluoroalkyl Substances (PFAS)			

eurofins

web: www.eurofins.com.au
email: EnviroSales@eurofins.com

Eurofins Environment Testing Australia Pty Ltd
ABN: 50 005 085 521

Melbourne	Geelong	Sydney	Canberra	Brisbane	Newcastle
6 Monterey Road	19/8 Lewalan Street	179 Magowar Road	Unit 1,2 Dacre Street	1/21 Smallwood Place	1/2 Frost Drive
Dandenong South	Grovedale	Girraween	Mitchell	Murarrie	Mayfield West
VIC 3175	VIC 3216	NSW 2145	ACT 2911	QLD 4172	NSW 2304
+61 3 8564 5000	+61 3 8564 5000	+61 2 9900 8400	+61 2 6113 8091	T: +61 7 3902 4600	+61 2 4968 8448
NATA# 1261	NATA# 1261	NATA# 1261	NATA# 1261	NATA# 1261	NATA# 1261
Site# 1254	Site# 25403	Site# 18217	Site# 25466	Site# 20794	Site# 25079 & 25289

Eurofins ARL Pty Ltd
ABN: 91 05 0159 898

Perth
46-48 Banksia Road
Welshpool
WA 6106
+61 8 6253 4444
NATA# 2377
Site# 2370

Eurofins ProMicro Pty Ltd
ABN: 47 009 120 549

Perth ProMicro
46-48 Banksia Road
Welshpool
WA 6106
+61 8 6253 4444
NATA# 2561
Site# 2554

Eurofins Environment Testing NZ Ltd
NZBN: 9429046024954

Auckland	Auckland (Focus)	Christchurch	Tauranga
35 O'Rorke Road	Unit C1/4 Pacific Rise,	43 Detroit Drive	1277 Cameron Road,
Penrose,	Mount Wellington,	Rolleston,	Gate Pa,
Auckland 1061	Auckland 1061	Christchurch 7675	Tauranga 3112
+64 9 526 4551	+64 9 525 0568	+64 3 343 5201	+64 9 525 0568
IANZ# 1327	IANZ# 1308	IANZ# 1290	IANZ# 1402

Company Name: Senversa Pty Ltd NSW
Address: Level 24, 1 Market Street
SYDNEY
NSW 2000

Project Name: SMITHFIELD
Project ID: 21182

Order No.:
Report #: 1090330
Phone: 02 9994 8016
Fax: 03 9606 0074

Received: Apr 22, 2024 1:45 PM
Due: Apr 30, 2024
Priority: 5 Day
Contact Name: Julia Nicholson

Eurofins Analytical Services Manager : Adam Bateup

Sample Detail						Asbestos - WA guidelines	HOLD	HOLD	Isopropanol	Polychlorinated Biphenyls	Suite B13: OCP/PCB	VOC AIR-TRH (Total Recoverable Hydrocarbons)	BTEX and Naphthalene	Volatile Organics	Moisture Set	VOCs in Ambient Air by GC/MS	Eurofins Suite B7	Per- and Polyfluoroalkyl Substances (PFASs)	BTEX and Naphthalene	Eurofins Suite B7 (PAH trace level)
Melbourne Laboratory - NATA # 1261 Site # 1254							X		X			X	X	X		X	X		X	X
Sydney Laboratory - NATA # 1261 Site # 18217						X		X		X	X	X	X	X	X	X	X	X	X	X
External Laboratory																				
No	**Sample ID**	**Sample Date**	**Sampling Time**	**Matrix**	**LAB ID**															
1	SV41 FRONT	Apr 20, 2024		Air	S24-Ap0059644				X			X				X				
2	SV42 FRONT	Apr 20, 2024		Air	S24-Ap0059645				X			X				X				
3	SV43 FRONT	Apr 20, 2024		Air	S24-Ap0059646				X			X				X				
4	SV44 FRONT	Apr 20, 2024		Air	S24-Ap0059647				X			X				X				
5	SV45 FRONT	Apr 20, 2024		Air	S24-Ap0059648				X			X				X				
6	SV46 FRONT	Apr 20, 2024		Air	S24-Ap0059649				X			X				X				
7	SV47 FRONT	Apr 20, 2024		Air	S24-Ap0059650				X			X				X				
8	SV49 FRONT	Apr 20, 2024		Air	S24-Ap0059652				X			X				X				
9	SV50 FRONT	Apr 20, 2024		Air	S24-Ap0059653				X			X				X				
10	FB FRONT	Apr 20, 2024		Air	S24-Ap0059654				X			X				X				
11	SV41 BACK	Apr 20, 2024		Air	S24-Ap0059655				X			X				X				
12	SV42 BACK	Apr 20, 2024		Air	S24-Ap0059656				X			X				X				

eurofins

web: www.eurofins.com.au
email: EnviroSales@eurofins.com

Eurofins Environment Testing Australia Pty Ltd
ABN: 50 005 085 521

Melbourne	Geelong	Sydney	Canberra	Brisbane	Newcastle
6 Monterey Road	19/8 Lewalan Street	179 Magowar Road	Unit 1,2 Dacre Street	1/21 Smallwood Place	1/2 Frost Drive
Dandenong South	Grovedale	Girraween	Mitchell	Murarrie	Mayfield West
VIC 3175	VIC 3216	NSW 2145	ACT 2911	QLD 4172	NSW 2304
+61 3 8564 5000	+61 3 8564 5000	+61 2 9900 8400	+61 2 6113 8091	T: +61 7 3902 4600	+61 2 4968 8448
NATA# 1261	NATA# 1261	NATA# 1261	NATA# 1261	NATA# 1261	NATA# 1261
Site# 1254	Site# 25403	Site# 18217	Site# 25466	Site# 20794	Site# 25079 & 25289

Eurofins ARL Pty Ltd
ABN: 91 05 0159 898

Perth
46-48 Banksia Road
Welshpool
WA 6106
+61 8 6253 4444
NATA# 2377
Site# 2370

Eurofins ProMicro Pty Ltd
ABN: 47 009 120 549

Perth ProMicro
46-48 Banksia Road
Welshpool
WA 6106
+61 8 6253 4444
NATA# 2561
Site# 2554

Eurofins Environment Testing NZ Ltd
NZBN: 9429046024954

Auckland	Auckland (Focus)	Christchurch	Tauranga
35 O'Rorke Road	Unit C1/4 Pacific Rise,	43 Detroit Drive	1277 Cameron Road,
Penrose,	Mount Wellington,	Rolleston,	Gate Pa,
Auckland 1061	Auckland 1061	Christchurch 7675	Tauranga 3112
+64 9 526 4551	+64 9 525 0568	+64 3 343 5201	+64 9 525 0568
IANZ# 1327	IANZ# 1308	IANZ# 1290	IANZ# 1402

Company Name: Senversa Pty Ltd NSW
Address: Level 24, 1 Market Street
SYDNEY
NSW 2000

Project Name: SMITHFIELD
Project ID: 21182

Order No.:
Report #: 1090330
Phone: 02 9994 8016
Fax: 03 9606 0074

Received: Apr 22, 2024 1:45 PM
Due: Apr 30, 2024
Priority: 5 Day
Contact Name: Julia Nicholson

Eurofins Analytical Services Manager : Adam Bateup

Sample Detail						Asbestos - WA guidelines	HOLD	HOLD	Isopropanol	Polychlorinated Biphenyls	Suite B13: OCP/PCB	VOC AIR-TRH (Total Recoverable Hydrocarbons)	BTEX and Naphthalene	Volatile Organics	Moisture Set	VOCs in Ambient Air by GC/MS	Eurofins Suite B7	Per- and Polyfluoroalkyl Substances (PFASs)	BTEX and Naphthalene	Eurofins Suite B7 (PAH trace level)
Melbourne Laboratory - NATA # 1261 Site # 1254							X		X			X	X	X		X	X		X	X
Sydney Laboratory - NATA # 1261 Site # 18217						X		X		X	X	X	X	X	X	X	X	X	X	X
13	SV43 BACK	Apr 20, 2024		Air	S24-Ap0059657				X			X				X				
14	SV44 BACK	Apr 20, 2024		Air	S24-Ap0059658				X			X				X				
15	SV45 BACK	Apr 20, 2024		Air	S24-Ap0059659				X			X				X				
16	SV46 BACK	Apr 20, 2024		Air	S24-Ap0059660				X			X				X				
17	SV47 BACK	Apr 20, 2024		Air	S24-Ap0059661				X			X				X				
18	SV49 BACK	Apr 20, 2024		Air	S24-Ap0059663				X			X				X				
19	SV50 BACK	Apr 20, 2024		Air	S24-Ap0059664				X			X				X				
20	FB BACK	Apr 20, 2024		Air	S24-Ap0059665				X			X				X				
21	MW03	Apr 20, 2024		Water	S24-Ap0059666									X				X		X
22	RINSATE	Apr 20, 2024		Water	S24-Ap0059667									X				X		X
23	FIELD BLANK	Apr 20, 2024		Water	S24-Ap0059668													X		
24	TS	Apr 20, 2024		Water	S24-Ap0059669														X	
25	TB	Apr 20, 2024		Water	S24-Ap0059670								X							
26	SS1	Apr 20, 2024		Soil	S24-Ap0059671					X					X					
27	SB36_0-0.1	Apr 20, 2024		Soil	S24-Ap0059672	X					X			X	X		X	X		

eurofins

web: www.eurofins.com.au
email: EnviroSales@eurofins.com

Eurofins Environment Testing Australia Pty Ltd
ABN: 50 005 085 521

Melbourne	Geelong	Sydney	Canberra	Brisbane	Newcastle
6 Monterey Road	19/8 Lewalan Street	179 Magowar Road	Unit 1,2 Dacre Street	1/21 Smallwood Place	1/2 Frost Drive
Dandenong South	Grovedale	Girraween	Mitchell	Murarrie	Mayfield West
VIC 3175	VIC 3216	NSW 2145	ACT 2911	QLD 4172	NSW 2304
+61 3 8564 5000	+61 3 8564 5000	+61 2 9900 8400	+61 2 6113 8091	T: +61 7 3902 4600	+61 2 4968 8448
NATA# 1261	NATA# 1261	NATA# 1261	NATA# 1261	NATA# 1261	NATA# 1261
Site# 1254	Site# 25403	Site# 18217	Site# 25466	Site# 20794	Site# 25079 & 25289

Eurofins ARL Pty Ltd
ABN: 91 05 0159 898

Perth
46-48 Banksia Road
Welshpool
WA 6106
+61 8 6253 4444
NATA# 2377
Site# 2370

Eurofins ProMicro Pty Ltd
ABN: 47 009 120 549

Perth ProMicro
46-48 Banksia Road
Welshpool
WA 6106
+61 8 6253 4444
NATA# 2561
Site# 2554

Eurofins Environment Testing NZ Ltd
NZBN: 9429046024954

Auckland	Auckland (Focus)	Christchurch	Tauranga
35 O'Rorke Road	Unit C1/4 Pacific Rise,	43 Detroit Drive	1277 Cameron Road,
Penrose,	Mount Wellington,	Rolleston,	Gate Pa,
Auckland 1061	Auckland 1061	Christchurch 7675	Tauranga 3112
+64 9 526 4551	+64 9 525 0568	+64 3 343 5201	+64 9 525 0568
IANZ# 1327	IANZ# 1308	IANZ# 1290	IANZ# 1402

Company Name: Senversa Pty Ltd NSW
Address: Level 24, 1 Market Street
SYDNEY
NSW 2000

Project Name: SMITHFIELD
Project ID: 21182

Order No.:
Report #: 1090330
Phone: 02 9994 8016
Fax: 03 9606 0074

Received: Apr 22, 2024 1:45 PM
Due: Apr 30, 2024
Priority: 5 Day
Contact Name: Julia Nicholson

Eurofins Analytical Services Manager : Adam Bateup

Sample Detail						Asbestos - WA guidelines	HOLD	HOLD	Isopropanol	Polychlorinated Biphenyls	Suite B13: OCP/PCB	VOC AIR-TRH (Total Recoverable Hydrocarbons)	BTEX and Naphthalene	Volatile Organics	Moisture Set	VOCs in Ambient Air by GC/MS	Eurofins Suite B7	Per- and Polyfluoroalkyl Substances (PFASs)	BTEX and Naphthalene	Eurofins Suite B7 (PAH trace level)
Melbourne Laboratory - NATA # 1261 Site # 1254							X		X			X	X	X		X	X		X	X
Sydney Laboratory - NATA # 1261 Site # 18217						X		X		X	X	X	X	X	X	X	X	X	X	X
28	SB36_1-1.1	Apr 20, 2024		Soil	S24-Ap0059673										X		X			
29	SB37_0-0.1	Apr 20, 2024		Soil	S24-Ap0059674	X								X	X		X			
30	SB37_0.5-0.6	Apr 20, 2024		Soil	S24-Ap0059675										X		X			
31	SB38_0.5-0.6	Apr 20, 2024		Soil	S24-Ap0059676									X	X		X			
32	SB38_2.4-2.5	Apr 20, 2024		Soil	S24-Ap0059677										X		X			
33	SB39_0-0.1	Apr 20, 2024		Soil	S24-Ap0059678	X									X		X	X		
34	SB39_2-2.1	Apr 20, 2024		Soil	S24-Ap0059679										X		X			
35	SB40_0.15-0.25	Apr 20, 2024		Soil	S24-Ap0059680	X									X		X			
36	SB40_0.5-0.6	Apr 20, 2024		Soil	S24-Ap0059681										X		X			
37	SB41_0.15-0.25	Apr 20, 2024		Soil	S24-Ap0059682	X								X	X		X			
38	SB41_1-1.1	Apr 20, 2024		Soil	S24-Ap0059683										X		X			
39	SB41_1.9-2.0	Apr 20, 2024		Soil	S24-Ap0059684										X		X			
40	SB42_0-0.1	Apr 20, 2024		Soil	S24-Ap0059685									X	X		X			

eurofins

web: www.eurofins.com.au
email: EnviroSales@eurofins.com

Eurofins Environment Testing Australia Pty Ltd
ABN: 50 005 085 521

Melbourne	Geelong	Sydney	Canberra	Brisbane	Newcastle
6 Monterey Road	19/8 Lewalan Street	179 Magowar Road	Unit 1,2 Dacre Street	1/21 Smallwood Place	1/2 Frost Drive
Dandenong South	Grovedale	Girraween	Mitchell	Murarrie	Mayfield West
VIC 3175	VIC 3216	NSW 2145	ACT 2911	QLD 4172	NSW 2304
+61 3 8564 5000	+61 3 8564 5000	+61 2 9900 8400	+61 2 6113 8091	T: +61 7 3902 4600	+61 2 4968 8448
NATA# 1261	NATA# 1261	NATA# 1261	NATA# 1261	NATA# 1261	NATA# 1261
Site# 1254	Site# 25403	Site# 18217	Site# 25466	Site# 20794	Site# 25079 & 25289

Eurofins ARL Pty Ltd
ABN: 91 05 0159 898

Perth
46-48 Banksia Road
Welshpool
WA 6106
+61 8 6253 4444
NATA# 2377
Site# 2370

Eurofins ProMicro Pty Ltd
ABN: 47 009 120 549

Perth ProMicro
46-48 Banksia Road
Welshpool
WA 6106
+61 8 6253 4444
NATA# 2561
Site# 2554

Eurofins Environment Testing NZ Ltd
NZBN: 9429046024954

Auckland	Auckland (Focus)	Christchurch	Tauranga
35 O'Rorke Road	Unit C1/4 Pacific Rise,	43 Detroit Drive	1277 Cameron Road,
Penrose,	Mount Wellington,	Rolleston,	Gate Pa,
Auckland 1061	Auckland 1061	Christchurch 7675	Tauranga 3112
+64 9 526 4551	+64 9 525 0568	+64 3 343 5201	+64 9 525 0568
IANZ# 1327	IANZ# 1308	IANZ# 1290	IANZ# 1402

Company Name: Senversa Pty Ltd NSW
Address: Level 24, 1 Market Street
SYDNEY
NSW 2000

Project Name: SMITHFIELD
Project ID: 21182

Order No.:
Report #: 1090330
Phone: 02 9994 8016
Fax: 03 9606 0074

Received: Apr 22, 2024 1:45 PM
Due: Apr 30, 2024
Priority: 5 Day
Contact Name: Julia Nicholson

Eurofins Analytical Services Manager : Adam Bateup

Sample Detail						Asbestos - WA guidelines	HOLD	HOLD	Isopropanol	Polychlorinated Biphenyls	Suite B13: OCP/PCB	VOC AIR-TRH (Total Recoverable Hydrocarbons)	BTEX and Naphthalene	Volatile Organics	Moisture Set	VOCs in Ambient Air by GC/MS	Eurofins Suite B7	Per- and Polyfluoroalkyl Substances (PFASs)	BTEX and Naphthalene	Eurofins Suite B7 (PAH trace level)
Melbourne Laboratory - NATA # 1261 Site # 1254							X		X			X	X	X		X	X		X	X
Sydney Laboratory - NATA # 1261 Site # 18217						X		X		X	X	X	X	X	X	X	X	X	X	X
41	SB42_1-1.1	Apr 20, 2024		Soil	S24-Ap0059686										X		X			
42	SB43_0-0.1	Apr 20, 2024		Soil	S24-Ap0059687										X		X	X		
43	SB44_0-0.1	Apr 20, 2024		Soil	S24-Ap0059688										X		X			
44	SB44_1.9-2.0	Apr 20, 2024		Soil	S24-Ap0059689										X		X			
45	QC100	Apr 20, 2024		Soil	S24-Ap0059690										X		X			
46	QC101	Apr 20, 2024		Soil	S24-Ap0059691										X		X			
47	EB FRONT	Apr 20, 2024		Air	S24-Ap0059692		X													
48	EB BACK	Apr 20, 2024		Air	S24-Ap0059693		X													
49	SB36_0.5-0.6	Apr 20, 2024		Soil	S24-Ap0059694			X												
50	SB36_1.5-1.6	Apr 20, 2024		Soil	S24-Ap0059695			X												
51	SB36_2-2.1	Apr 20, 2024		Soil	S24-Ap0059696			X												
52	SB36_2.5-2.6	Apr 20, 2024		Soil	S24-Ap0059697			X												
53	SB36_3-3.1	Apr 20, 2024		Soil	S24-Ap0059698			X												
54	SB38_0-0.1	Apr 20, 2024		Soil	S24-Ap0059699			X												
55	SB38_1-1.1	Apr 20, 2024		Soil	S24-Ap0059700			X												

eurofins

web: www.eurofins.com.au
email: EnviroSales@eurofins.com

Eurofins Environment Testing Australia Pty Ltd
ABN: 50 005 085 521

Melbourne	Geelong	Sydney	Canberra	Brisbane	Newcastle
6 Monterey Road	19/8 Lewalan Street	179 Magowar Road	Unit 1,2 Dacre Street	1/21 Smallwood Place	1/2 Frost Drive
Dandenong South	Grovedale	Girraween	Mitchell	Murarrie	Mayfield West
VIC 3175	VIC 3216	NSW 2145	ACT 2911	QLD 4172	NSW 2304
+61 3 8564 5000	+61 3 8564 5000	+61 2 9900 8400	+61 2 6113 8091	T: +61 7 3902 4600	+61 2 4968 8448
NATA# 1261	NATA# 1261	NATA# 1261	NATA# 1261	NATA# 1261	NATA# 1261
Site# 1254	Site# 25403	Site# 18217	Site# 25466	Site# 20794	Site# 25079 & 25289

Eurofins ARL Pty Ltd
ABN: 91 05 0159 898

Perth
46-48 Banksia Road
Welshpool
WA 6106
+61 8 6253 4444
NATA# 2377
Site# 2370

Eurofins ProMicro Pty Ltd
ABN: 47 009 120 549

Perth ProMicro
46-48 Banksia Road
Welshpool
WA 6106
+61 8 6253 4444
NATA# 2561
Site# 2554

Eurofins Environment Testing NZ Ltd
NZBN: 9429046024954

Auckland	Auckland (Focus)	Christchurch	Tauranga
35 O'Rorke Road	Unit C1/4 Pacific Rise,	43 Detroit Drive	1277 Cameron Road,
Penrose,	Mount Wellington,	Rolleston,	Gate Pa,
Auckland 1061	Auckland 1061	Christchurch 7675	Tauranga 3112
+64 9 526 4551	+64 9 525 0568	+64 3 343 5201	+64 9 525 0568
IANZ# 1327	IANZ# 1308	IANZ# 1290	IANZ# 1402

Company Name: Senversa Pty Ltd NSW
Address: Level 24, 1 Market Street
SYDNEY
NSW 2000

Order No.:
Report #: 1090330
Phone: 02 9994 8016
Fax: 03 9606 0074

Received: Apr 22, 2024 1:45 PM
Due: Apr 30, 2024
Priority: 5 Day
Contact Name: Julia Nicholson

Project Name: SMITHFIELD
Project ID: 21182

Eurofins Analytical Services Manager : Adam Bateup

Sample Detail						Asbestos - WA guidelines	HOLD	HOLD	Isopropanol	Polychlorinated Biphenyls	Suite B13: OCP/PCB	VOC AIR-TRH (Total Recoverable Hydrocarbons)	BTEX and Naphthalene	Volatile Organics	Moisture Set	VOCs in Ambient Air by GC/MS	Eurofins Suite B7	Per- and Polyfluoroalkyl Substances (PFASs)	BTEX and Naphthalene	Eurofins Suite B7 (PAH trace level)
Melbourne Laboratory - NATA # 1261 Site # 1254							X		X			X	X	X		X	X		X	X
Sydney Laboratory - NATA # 1261 Site # 18217						X		X		X	X	X	X	X	X	X	X	X	X	X
56	SB38_1.5-1.6	Apr 20, 2024		Soil	S24-Ap0059701			X												
57	SB38_2-2.1	Apr 20, 2024		Soil	S24-Ap0059702			X												
58	SB38_3.1-3.2	Apr 20, 2024		Soil	S24-Ap0059703			X												
59	SB39_0.5-0.6	Apr 20, 2024		Soil	S24-Ap0059704			X												
60	SB39_1-1.1	Apr 20, 2024		Soil	S24-Ap0059705			X												
61	SB39_1.5-1.6	Apr 20, 2024		Soil	S24-Ap0059706			X												
62	SB39_2.5-2.6	Apr 20, 2024		Soil	S24-Ap0059707			X												
63	SB39_3-3.1	Apr 20, 2024		Soil	S24-Ap0059708			X												
64	SB40_1-1.1	Apr 20, 2024		Soil	S24-Ap0059709			X												
65	SB40_1.5-1.6	Apr 20, 2024		Soil	S24-Ap0059710			X												
66	SB40_2-2.1	Apr 20, 2024		Soil	S24-Ap0059711			X												
67	SB41_0.5-0.6	Apr 20, 2024		Soil	S24-Ap0059712			X												
68	SB41_1.5-1.6	Apr 20, 2024		Soil	S24-Ap0059713			X												
69	SB42_0.5-0.6	Apr 20, 2024		Soil	S24-Ap0059714			X												
70	SB42_1.5-1.6	Apr 20, 2024		Soil	S24-Ap0059715			X												

eurofins

web: www.eurofins.com.au
email: EnviroSales@eurofins.com

Eurofins Environment Testing Australia Pty Ltd
ABN: 50 005 085 521

Melbourne	Geelong	Sydney	Canberra	Brisbane	Newcastle
6 Monterey Road	19/8 Lewalan Street	179 Magowar Road	Unit 1,2 Dacre Street	1/21 Smallwood Place	1/2 Frost Drive
Dandenong South	Grovedale	Girraween	Mitchell	Murarrie	Mayfield West
VIC 3175	VIC 3216	NSW 2145	ACT 2911	QLD 4172	NSW 2304
+61 3 8564 5000	+61 3 8564 5000	+61 2 9900 8400	+61 2 6113 8091	T: +61 7 3902 4600	+61 2 4968 8448
NATA# 1261	NATA# 1261	NATA# 1261	NATA# 1261	NATA# 1261	NATA# 1261
Site# 1254	Site# 25403	Site# 18217	Site# 25466	Site# 20794	Site# 25079 & 25289

Eurofins ARL Pty Ltd
ABN: 91 05 0159 898

Perth
46-48 Banksia Road
Welshpool
WA 6106
+61 8 6253 4444
NATA# 2377
Site# 2370

Eurofins ProMicro Pty Ltd
ABN: 47 009 120 549

Perth ProMicro
46-48 Banksia Road
Welshpool
WA 6106
+61 8 6253 4444
NATA# 2561
Site# 2554

Eurofins Environment Testing NZ Ltd
NZBN: 9429046024954

Auckland	Auckland (Focus)	Christchurch	Tauranga
35 O'Rorke Road	Unit C1/4 Pacific Rise,	43 Detroit Drive	1277 Cameron Road,
Penrose,	Mount Wellington,	Rolleston,	Gate Pa,
Auckland 1061	Auckland 1061	Christchurch 7675	Tauranga 3112
+64 9 526 4551	+64 9 525 0568	+64 3 343 5201	+64 9 525 0568
IANZ# 1327	IANZ# 1308	IANZ# 1290	IANZ# 1402

Company Name: Senversa Pty Ltd NSW
Address: Level 24, 1 Market Street
SYDNEY
NSW 2000

Project Name: SMITHFIELD
Project ID: 21182

Order No.:
Report #: 1090330
Phone: 02 9994 8016
Fax: 03 9606 0074

Received: Apr 22, 2024 1:45 PM
Due: Apr 30, 2024
Priority: 5 Day
Contact Name: Julia Nicholson

Eurofins Analytical Services Manager : Adam Bateup

Sample Detail						Asbestos - WA guidelines	HOLD	HOLD	Isopropanol	Polychlorinated Biphenyls	Suite B13: OCP/PCB	VOC AIR-TRH (Total Recoverable Hydrocarbons)	BTEX and Naphthalene	Volatile Organics	Moisture Set	VOCs in Ambient Air by GC/MS	Eurofins Suite B7	Per- and Polyfluoroalkyl Substances (PFASs)	BTEX and Naphthalene	Eurofins Suite B7 (PAH trace level)
Melbourne Laboratory - NATA # 1261 Site # 1254							X		X			X	X	X		X	X		X	X
Sydney Laboratory - NATA # 1261 Site # 18217						X		X		X	X	X	X	X	X	X	X	X	X	X
71	SB42_2-2.1	Apr 20, 2024		Soil	S24-Ap0059716			X												
72	SB42_2.5-2.6	Apr 20, 2024		Soil	S24-Ap0059717			X												
73	SB42_3-3.1	Apr 20, 2024		Soil	S24-Ap0059718			X												
74	SB43_0.5-0.6	Apr 20, 2024		Soil	S24-Ap0059719			X												
75	SB43_1-1.1	Apr 20, 2024		Soil	S24-Ap0059720			X												
76	SB43_1.5-1.6	Apr 20, 2024		Soil	S24-Ap0059721			X												
77	SB43_2-2.1	Apr 20, 2024		Soil	S24-Ap0059722			X												
78	SB44_0.5-0.6	Apr 20, 2024		Soil	S24-Ap0059723			X												
79	SB44_1-1.1	Apr 20, 2024		Soil	S24-Ap0059724			X												
80	SB44_1.5-1.6	Apr 20, 2024		Soil	S24-Ap0059725			X												
Test Counts						5	34	34	20	1	1	20	1	7	21	20	20	6	1	2

Internal Quality Control Review and Glossary

General

1. Laboratory QC results for Method Blanks, Duplicates, Matrix Spikes, and Laboratory Control Samples follow guidelines delineated in the National Environment Protection (Assessment of Site Contamination) Measure 1999, as amended May 2013. They are included in this QC report where applicable. Additional QC data may be available on request.
2. Unless otherwise stated, all soil/sediment/solid results are reported on a dry weight basis.
3. Unless otherwise stated, all biota/food results are reported on a wet weight basis on the edible portion.
4. For CEC results where the sample's origin is unknown or environmentally contaminated, the results should be used advisedly.
5. Actual LORs are matrix dependent. Quoted LORs may be raised where sample extracts are diluted due to interferences.
6. Results are uncorrected for matrix spikes or surrogate recoveries except for PFAS compounds where annotated.
7. SVOC analysis on waters is performed on homogenised, unfiltered samples unless noted otherwise.
8. Samples were analysed on an 'as received' basis.
9. Information identified in this report with **blue** colour indicates data provided by customers that may have an impact on the results.
10. This report replaces any interim results previously issued.

Holding Times

Please refer to the 'Sample Preservation and Container Guide' for holding times (QS3001).

For samples received on the last day of holding time, notification of testing requirements should have been received at least 6 hours before sample receipt deadlines as stated on the SRA.

If the Laboratory did not receive the information in the required timeframe, and despite any other integrity issues, suitably qualified results may still be reported.

Holding times apply from the sampling date; therefore, compliance with these may be outside the laboratory's control.

For VOCs containing vinyl chloride, styrene and 2-chloroethyl vinyl ether, the holding time is seven days; however, for all other VOCs, such as BTEX or C6-10 TRH, the holding time is 14 days.

Units

mg/kg: milligrams per kilogram	**mg/L:** milligrams per litre	**ppm:** parts per million
µg/L: micrograms per litre	**ppb:** parts per billion	**%:** Percentage
org/100 mL: Organisms per 100 millilitres	**NTU:** Nephelometric Turbidity Units	**MPN/100 mL:** Most Probable Number of organisms per 100 millilitres
CFU: Colony Forming Unit	**Colour:** Pt-Co Units (CU)	

Terms

APHA	American Public Health Association
CEC	Cation Exchange Capacity
COC	Chain of Custody
CP	Client Parent - QC was performed on samples pertaining to this report
CRM	Certified Reference Material (ISO17034) - reported as percent recovery.
Dry	Where moisture has been determined on a solid sample, the result is expressed on a dry weight basis.
Duplicate	A second piece of analysis from the same sample and reported in the same units as the result to show comparison.
LOR	Limit of Reporting.
LCS	Laboratory Control Sample - reported as percent recovery.
Method Blank	In the case of solid samples, these are performed on laboratory-certified clean sands and in the case of water samples, these are performed on de-ionised water.
NCP	Non-Client Parent - QC performed on samples not pertaining to this report, QC represents the sequence or batch that client samples were analysed within.
RPD	Relative Percent Difference between two Duplicate pieces of analysis.
SPIKE	Addition of the analyte to the sample and reported as percentage recovery.
SRA	Sample Receipt Advice
Surr - Surrogate	The addition of a similar compound to the analyte target is reported as percentage recovery. See below for acceptance criteria.
TBTO	Tributyltin oxide (*bis*-tributyltin oxide) - individual tributyltin compounds cannot be identified separately in the environment; however, free tributyltin was measured, and its values were converted stoichiometrically into tributyltin oxide for comparison with regulatory limits.
TCLP	Toxicity Characteristic Leaching Procedure
TEQ	Toxic Equivalency Quotient or Total Equivalence
QSM	US Department of Defense Quality Systems Manual Version 6.0
US EPA	United States Environmental Protection Agency
WA DWER	Sum of PFBA, PFPeA, PFHxA, PFHpA, PFOA, PFBS, PFHxS, PFOS, 6:2 FTSA, 8:2 FTSA

QC - Acceptance Criteria

The acceptance criteria should only be used as a guide and may be different when site-specific Sampling Analysis and Quality Plan (SAQP) have been implemented.

RPD Duplicates: Global RPD Duplicates Acceptance Criteria is ≤30%; however, the following acceptance guidelines are equally applicable:

Results <10 times the LOR:	No Limit
Results between 10-20 times the LOR:	RPD must lie between 0-50%
Results >20 times the LOR:	RPD must lie between 0-30%

NOTE: pH duplicates are reported as a range, not as RPD

Surrogate Recoveries: Recoveries must lie between 20-130% for Speciated Phenols & 50-150% for PFAS. SVOCs recoveries 20 – 150%, VOC recoveries 50 – 150%

PFAS field samples containing surrogate recoveries above the QC limit designated in QSM 6.0, where no positive PFAS results have been reported or reviewed, and no data was affected.

QC Data General Comments

1. Where a result is reported as less than (<), higher than the nominated LOR, this is due to either matrix interference, extract dilution required due to interferences or contaminant levels within the sample, high moisture content or insufficient sample provided.
2. Duplicate data shown within this report that states the word "BATCH" is a Batch Duplicate from outside of your sample batch but within the laboratory sample batch at a 1:10 ratio. The Parent and Duplicate data shown are not data from your samples.
3. pH and Free Chlorine analysed in the laboratory - Analysis on this test must begin within 30 minutes of sampling. Therefore, laboratory analysis is unlikely to be completed within holding time.Analysis will begin as soon as possible after sample receipt.
4. Recovery Data (Spikes & Surrogates) - where chromatographic interference does not allow the determination of recovery, the term "INT" appears against that analyte.
5. For Matrix Spikes and LCS results, a dash "-" in the report means that the specific analyte was not added to the QC sample.
6. Duplicate RPDs are calculated from raw analytical data; thus, it is possible to have two sets of data.

Quality Control Results

Test	Units	Result 1			Acceptance Limits	Pass Limits	Qualifying Code
Method Blank							
Total Recoverable Hydrocarbons							
TRH C6-C9	mg/L	< 0.02			0.02	Pass	
TRH C10-C14	mg/L	< 0.05			0.05	Pass	
TRH C15-C28	mg/L	< 0.1			0.1	Pass	
TRH C29-C36	mg/L	< 0.1			0.1	Pass	
TRH C6-C10	mg/L	< 0.02			0.02	Pass	
TRH >C10-C16	mg/L	< 0.05			0.05	Pass	
TRH >C16-C34	mg/L	< 0.1			0.1	Pass	
TRH >C34-C40	mg/L	< 0.1			0.1	Pass	
Method Blank							
BTEX							
Benzene	mg/L	< 0.001			0.001	Pass	
Toluene	mg/L	< 0.001			0.001	Pass	
Ethylbenzene	mg/L	< 0.001			0.001	Pass	
m&p-Xylenes	mg/L	< 0.002			0.002	Pass	
o-Xylene	mg/L	< 0.001			0.001	Pass	
Xylenes - Total*	mg/L	< 0.003			0.003	Pass	
Method Blank							
Volatile Organics							
1.1-Dichloroethane	mg/L	< 0.001			0.001	Pass	
1.1-Dichloroethene	mg/L	< 0.001			0.001	Pass	
1.1.1-Trichloroethane	mg/L	< 0.001			0.001	Pass	
1.1.1.2-Tetrachloroethane	mg/L	< 0.001			0.001	Pass	
1.1.2-Trichloroethane	mg/L	< 0.001			0.001	Pass	
1.1.2.2-Tetrachloroethane	mg/L	< 0.001			0.001	Pass	
1.2-Dibromoethane	mg/L	< 0.001			0.001	Pass	
1.2-Dichlorobenzene	mg/L	< 0.001			0.001	Pass	
1.2-Dichloroethane	mg/L	< 0.001			0.001	Pass	
1.2-Dichloropropane	mg/L	< 0.001			0.001	Pass	
1.2.3-Trichloropropane	mg/L	< 0.001			0.001	Pass	
1.2.4-Trimethylbenzene	mg/L	< 0.001			0.001	Pass	
1.3-Dichlorobenzene	mg/L	< 0.001			0.001	Pass	
1.3-Dichloropropane	mg/L	< 0.001			0.001	Pass	
1.3.5-Trimethylbenzene	mg/L	< 0.001			0.001	Pass	
1.4-Dichlorobenzene	mg/L	< 0.001			0.001	Pass	
2-Butanone (MEK)	mg/L	< 0.005			0.005	Pass	
2-Propanone (Acetone)	mg/L	< 0.005			0.005	Pass	
4-Chlorotoluene	mg/L	< 0.001			0.001	Pass	
4-Methyl-2-pentanone (MIBK)	mg/L	< 0.005			0.005	Pass	
Allyl chloride	mg/L	< 0.001			0.001	Pass	
Bromobenzene	mg/L	< 0.001			0.001	Pass	
Bromochloromethane	mg/L	< 0.001			0.001	Pass	
Bromodichloromethane	mg/L	< 0.001			0.001	Pass	
Bromoform	mg/L	< 0.001			0.001	Pass	
Bromomethane	mg/L	< 0.005			0.005	Pass	
Carbon disulfide	mg/L	< 0.001			0.001	Pass	
Carbon Tetrachloride	mg/L	< 0.001			0.001	Pass	
Chlorobenzene	mg/L	< 0.001			0.001	Pass	
Chloroethane	mg/L	< 0.005			0.005	Pass	
Chloroform	mg/L	< 0.005			0.005	Pass	
Chloromethane	mg/L	< 0.005			0.005	Pass	

Test	Units	Result 1			Acceptance Limits	Pass Limits	Qualifying Code
cis-1.2-Dichloroethene	mg/L	< 0.001			0.001	Pass	
cis-1.3-Dichloropropene	mg/L	< 0.001			0.001	Pass	
Dibromochloromethane	mg/L	< 0.001			0.001	Pass	
Dibromomethane	mg/L	< 0.001			0.001	Pass	
Dichlorodifluoromethane	mg/L	< 0.005			0.005	Pass	
Iodomethane	mg/L	< 0.001			0.001	Pass	
Isopropyl benzene (Cumene)	mg/L	< 0.001			0.001	Pass	
Methylene Chloride	mg/L	< 0.005			0.005	Pass	
Styrene	mg/L	< 0.001			0.001	Pass	
Tetrachloroethene	mg/L	< 0.001			0.001	Pass	
trans-1.2-Dichloroethene	mg/L	< 0.001			0.001	Pass	
trans-1.3-Dichloropropene	mg/L	< 0.001			0.001	Pass	
Trichloroethene	mg/L	< 0.001			0.001	Pass	
Trichlorofluoromethane	mg/L	< 0.005			0.005	Pass	
Vinyl chloride	mg/L	< 0.005			0.005	Pass	
Method Blank							
Total Recoverable Hydrocarbons - 2013 NEPM Fractions							
Naphthalene	mg/L	< 0.01			0.01	Pass	
Method Blank							
Heavy Metals							
Arsenic	mg/L	< 0.001			0.001	Pass	
Cadmium	mg/L	< 0.0002			0.0002	Pass	
Chromium	mg/L	< 0.001			0.001	Pass	
Copper	mg/L	< 0.001			0.001	Pass	
Lead	mg/L	< 0.001			0.001	Pass	
Mercury	mg/L	< 0.0001			0.0001	Pass	
Nickel	mg/L	< 0.001			0.001	Pass	
Zinc	mg/L	< 0.005			0.005	Pass	
Method Blank							
Perfluoroalkyl carboxylic acids (PFCAs)							
Perfluorobutanoic acid (PFBA)	ug/L	< 0.05			0.05	Pass	
Perfluoropentanoic acid (PFPeA)	ug/L	< 0.01			0.01	Pass	
Perfluorohexanoic acid (PFHxA)	ug/L	< 0.01			0.01	Pass	
Perfluoroheptanoic acid (PFHpA)	ug/L	< 0.01			0.01	Pass	
Perfluorooctanoic acid (PFOA)	ug/L	< 0.01			0.01	Pass	
Perfluorononanoic acid (PFNA)	ug/L	< 0.01			0.01	Pass	
Perfluorodecanoic acid (PFDA)	ug/L	< 0.01			0.01	Pass	
Perfluoroundecanoic acid (PFUnDA)	ug/L	< 0.01			0.01	Pass	
Perfluorododecanoic acid (PFDoDA)	ug/L	< 0.01			0.01	Pass	
Perfluorotridecanoic acid (PFTrDA)	ug/L	< 0.01			0.01	Pass	
Perfluorotetradecanoic acid (PFTeDA)	ug/L	< 0.01			0.01	Pass	
Method Blank							
Perfluoroalkyl sulfonamido substances							
Perfluorooctane sulfonamide (FOSA)	ug/L	< 0.05			0.05	Pass	
N-methylperfluoro-1-octane sulfonamide (N-MeFOSA)	ug/L	< 0.05			0.05	Pass	
N-ethylperfluoro-1-octane sulfonamide (N-EtFOSA)	ug/L	< 0.05			0.05	Pass	
2-(N-methylperfluoro-1-octane sulfonamido)-ethanol(N-MeFOSE)	ug/L	< 0.05			0.05	Pass	
2-(N-ethylperfluoro-1-octane sulfonamido)-ethanol(N-EtFOSE)	ug/L	< 0.05			0.05	Pass	
N-ethyl-perfluorooctanesulfonamidoacetic acid (N-EtFOSAA)	ug/L	< 0.05			0.05	Pass	
N-methyl-perfluorooctanesulfonamidoacetic acid (N-MeFOSAA)	ug/L	< 0.05			0.05	Pass	
Method Blank							
Perfluoroalkyl sulfonic acids (PFSAs)							
Perfluorobutanesulfonic acid (PFBS)	ug/L	< 0.01			0.01	Pass	
Perfluorononanesulfonic acid (PFNS)	ug/L	< 0.01			0.01	Pass	

Test	Units	Result 1			Acceptance Limits	Pass Limits	Qualifying Code
Perfluoropropanesulfonic acid (PFPrS)	ug/L	< 0.01			0.01	Pass	
Perfluoropentanesulfonic acid (PFPeS)	ug/L	< 0.01			0.01	Pass	
Perfluorohexanesulfonic acid (PFHxS)	ug/L	< 0.01			0.01	Pass	
Perfluoroheptanesulfonic acid (PFHpS)	ug/L	< 0.01			0.01	Pass	
Perfluorooctanesulfonic acid (PFOS)	ug/L	< 0.01			0.01	Pass	
Perfluorodecanesulfonic acid (PFDS)	ug/L	< 0.01			0.01	Pass	
Method Blank							
n:2 Fluorotelomer sulfonic acids (n:2 FTSAs)							
1H.1H.2H.2H-perfluorohexanesulfonic acid (4:2 FTSA)	ug/L	< 0.01			0.01	Pass	
1H.1H.2H.2H-perfluorooctanesulfonic acid(6:2 FTSA)	ug/L	< 0.05			0.05	Pass	
1H.1H.2H.2H-perfluorodecanesulfonic acid (8:2 FTSA)	ug/L	< 0.01			0.01	Pass	
1H.1H.2H.2H-perfluorododecanesulfonic acid (10:2 FTSA)	ug/L	< 0.01			0.01	Pass	
Method Blank							
Polycyclic Aromatic Hydrocarbons (Trace level)							
Acenaphthene	mg/L	< 0.00001			0.00001	Pass	
Acenaphthylene	mg/L	< 0.00001			0.00001	Pass	
Anthracene	mg/L	< 0.00001			0.00001	Pass	
Benz(a)anthracene	mg/L	< 0.00001			0.00001	Pass	
Benzo(a)pyrene - low level	mg/L	< 0.00001			0.00001	Pass	
Benzo(b&j)fluoranthene	mg/L	< 0.00001			0.00001	Pass	
Benzo(g.h.i)perylene	mg/L	< 0.00001			0.00001	Pass	
Benzo(k)fluoranthene	mg/L	< 0.00001			0.00001	Pass	
Chrysene	mg/L	< 0.00001			0.00001	Pass	
Dibenz(a.h)anthracene	mg/L	< 0.00001			0.00001	Pass	
Fluoranthene	mg/L	< 0.00001			0.00001	Pass	
Fluorene	mg/L	< 0.00001			0.00001	Pass	
Indeno(1.2.3-cd)pyrene	mg/L	< 0.00001			0.00001	Pass	
Naphthalene	mg/L	< 0.00001			0.00001	Pass	
Phenanthrene	mg/L	< 0.00001			0.00001	Pass	
Pyrene	mg/L	< 0.00001			0.00001	Pass	
LCS - % Recovery							
Total Recoverable Hydrocarbons							
TRH C6-C9	%	98			70-130	Pass	
TRH C10-C14	%	114			70-130	Pass	
TRH C6-C10	%	97			70-130	Pass	
TRH >C10-C16	%	112			70-130	Pass	
LCS - % Recovery							
BTEX							
Benzene	%	105			70-130	Pass	
Toluene	%	105			70-130	Pass	
Ethylbenzene	%	108			70-130	Pass	
m&p-Xylenes	%	106			70-130	Pass	
o-Xylene	%	106			70-130	Pass	
Xylenes - Total*	%	106			70-130	Pass	
LCS - % Recovery							
Volatile Organics							
1.1-Dichloroethene	%	95			70-130	Pass	
1.1.1-Trichloroethane	%	96			70-130	Pass	
1.2-Dichlorobenzene	%	115			70-130	Pass	
1.2-Dichloroethane	%	118			70-130	Pass	
Trichloroethene	%	102			70-130	Pass	
LCS - % Recovery							
Total Recoverable Hydrocarbons - 2013 NEPM Fractions							
Naphthalene	%	91			70-130	Pass	

Test	Units	Result 1			Acceptance Limits	Pass Limits	Qualifying Code
LCS - % Recovery							
Polycyclic Aromatic Hydrocarbons (Trace level)							
Anthracene	%	85			70-130	Pass	
Benz(a)anthracene	%	106			70-130	Pass	
Benzo(a)pyrene - low level	%	88			70-130	Pass	
Benzo(b&j)fluoranthene	%	85			70-130	Pass	
Benzo(g.h.i)perylene	%	83			70-130	Pass	
Benzo(k)fluoranthene	%	118			70-130	Pass	
Chrysene	%	116			70-130	Pass	
Dibenz(a.h)anthracene	%	94			70-130	Pass	
Fluoranthene	%	110			70-130	Pass	
Fluorene	%	87			70-130	Pass	
Indeno(1.2.3-cd)pyrene	%	97			70-130	Pass	
Phenanthrene	%	118			70-130	Pass	
Pyrene	%	114			70-130	Pass	
LCS - % Recovery							
Heavy Metals							
Arsenic	%	86			80-120	Pass	
Cadmium	%	88			80-120	Pass	
Chromium	%	89			80-120	Pass	
Copper	%	87			80-120	Pass	
Lead	%	89			80-120	Pass	
Mercury	%	90			80-120	Pass	
Nickel	%	86			80-120	Pass	
Zinc	%	89			80-120	Pass	
LCS - % Recovery							
Perfluoroalkyl carboxylic acids (PFCAs)							
Perfluorobutanoic acid (PFBA)	%	103			50-150	Pass	
Perfluoropentanoic acid (PFPeA)	%	102			50-150	Pass	
Perfluorohexanoic acid (PFHxA)	%	108			50-150	Pass	
Perfluoroheptanoic acid (PFHpA)	%	107			50-150	Pass	
Perfluorooctanoic acid (PFOA)	%	107			50-150	Pass	
Perfluorononanoic acid (PFNA)	%	116			50-150	Pass	
Perfluorodecanoic acid (PFDA)	%	104			50-150	Pass	
Perfluoroundecanoic acid (PFUnDA)	%	103			50-150	Pass	
Perfluorododecanoic acid (PFDoDA)	%	113			50-150	Pass	
Perfluorotridecanoic acid (PFTrDA)	%	119			50-150	Pass	
Perfluorotetradecanoic acid (PFTeDA)	%	105			50-150	Pass	
LCS - % Recovery							
Perfluoroalkyl sulfonamido substances							
Perfluorooctane sulfonamide (FOSA)	%	94			50-150	Pass	
N-methylperfluoro-1-octane sulfonamide (N-MeFOSA)	%	102			50-150	Pass	
N-ethylperfluoro-1-octane sulfonamide (N-EtFOSA)	%	102			50-150	Pass	
2-(N-methylperfluoro-1-octane sulfonamido)-ethanol(N-MeFOSE)	%	101			50-150	Pass	
2-(N-ethylperfluoro-1-octane sulfonamido)-ethanol(N-EtFOSE)	%	98			50-150	Pass	
N-ethyl-perfluorooctanesulfonamidoacetic acid (N-EtFOSAA)	%	90			50-150	Pass	
N-methyl-perfluorooctanesulfonamidoacetic acid (N-MeFOSAA)	%	101			50-150	Pass	
LCS - % Recovery							
Perfluoroalkyl sulfonic acids (PFSAs)							
Perfluorobutanesulfonic acid (PFBS)	%	108			50-150	Pass	
Perfluorononanesulfonic acid (PFNS)	%	95			50-150	Pass	
Perfluoropropanesulfonic acid (PFPrS)	%	98			50-150	Pass	
Perfluoropentanesulfonic acid (PFPeS)	%	91			50-150	Pass	
Perfluorohexanesulfonic acid (PFHxS)	%	105			50-150	Pass	

Test			Units	Result 1			Acceptance Limits	Pass Limits	Qualifying Code
Perfluoroheptanesulfonic acid (PFHpS)			%	124			50-150	Pass	
Perfluorooctanesulfonic acid (PFOS)			%	120			50-150	Pass	
Perfluorodecanesulfonic acid (PFDS)			%	85			50-150	Pass	
LCS - % Recovery									
n:2 Fluorotelomer sulfonic acids (n:2 FTSAs)									
1H.1H.2H.2H-perfluorohexanesulfonic acid (4:2 FTSA)			%	114			50-150	Pass	
1H.1H.2H.2H-perfluorooctanesulfonic acid(6:2 FTSA)			%	103			50-150	Pass	
1H.1H.2H.2H-perfluorodecanesulfonic acid (8:2 FTSA)			%	125			50-150	Pass	
1H.1H.2H.2H-perfluorododecanesulfonic acid (10:2 FTSA)			%	131			50-150	Pass	
Test	**Lab Sample ID**	**QA Source**	**Units**	**Result 1**			**Acceptance Limits**	**Pass Limits**	**Qualifying Code**
Spike - % Recovery									
Total Recoverable Hydrocarbons				Result 1					
TRH C10-C14	B24-Ap0051623	NCP	%	120			70-130	Pass	
TRH >C10-C16	B24-Ap0051623	NCP	%	120			70-130	Pass	
Spike - % Recovery									
Volatile Organics				Result 1					
1.1-Dichloroethene	S24-Ap0066394	NCP	%	93			70-130	Pass	
1.1.1-Trichloroethane	S24-Ap0066394	NCP	%	97			70-130	Pass	
1.2-Dichlorobenzene	S24-Ap0066394	NCP	%	116			70-130	Pass	
1.2-Dichloroethane	S24-Ap0066394	NCP	%	114			70-130	Pass	
Trichloroethene	S24-Ap0066394	NCP	%	99			70-130	Pass	
Spike - % Recovery									
Polycyclic Aromatic Hydrocarbons (Trace level)				Result 1					
Benzo(a)pyrene - low level	B24-Ap0049979	NCP	%	118			70-130	Pass	
Spike - % Recovery									
Heavy Metals				Result 1					
Arsenic	S24-Ap0058715	NCP	%	99			75-125	Pass	
Cadmium	S24-Ap0058715	NCP	%	101			75-125	Pass	
Chromium	S24-Ap0058715	NCP	%	102			75-125	Pass	
Copper	S24-Ap0055865	NCP	%	101			75-125	Pass	
Lead	S24-Ap0058715	NCP	%	99			75-125	Pass	
Mercury	S24-Ap0058715	NCP	%	96			75-125	Pass	
Nickel	S24-Ap0058715	NCP	%	99			75-125	Pass	
Zinc	S24-Ap0058715	NCP	%	97			75-125	Pass	
Spike - % Recovery									
Perfluoroalkyl carboxylic acids (PFCAs)				Result 1					
Perfluorobutanoic acid (PFBA)	W24-Ap0056400	NCP	%	105			50-150	Pass	
Perfluoropentanoic acid (PFPeA)	W24-Ap0056400	NCP	%	102			50-150	Pass	
Perfluorohexanoic acid (PFHxA)	W24-Ap0056400	NCP	%	112			50-150	Pass	
Perfluoroheptanoic acid (PFHpA)	S24-Ap0060249	NCP	%	95			50-150	Pass	
Perfluorooctanoic acid (PFOA)	S24-Ap0060249	NCP	%	90			50-150	Pass	
Perfluorononanoic acid (PFNA)	S24-Ap0060249	NCP	%	118			50-150	Pass	
Perfluorodecanoic acid (PFDA)	S24-Ap0060249	NCP	%	99			50-150	Pass	
Perfluoroundecanoic acid (PFUnDA)	S24-Ap0060249	NCP	%	99			50-150	Pass	
Perfluorododecanoic acid (PFDoDA)	S24-Ap0060249	NCP	%	113			50-150	Pass	
Perfluorotridecanoic acid (PFTrDA)	S24-Ap0060249	NCP	%	121			50-150	Pass	
Perfluorotetradecanoic acid (PFTeDA)	S24-Ap0060249	NCP	%	108			50-150	Pass	
Spike - % Recovery									
Perfluoroalkyl sulfonamido substances				Result 1					
Perfluorooctane sulfonamide (FOSA)	S24-Ap0060249	NCP	%	104			50-150	Pass	

Test	Lab Sample ID	QA Source	Units	Result 1			Acceptance Limits	Pass Limits	Qualifying Code
N-methylperfluoro-1-octane sulfonamide (N-MeFOSA)	S24-Ap0060249	NCP	%	100			50-150	Pass	
N-ethylperfluoro-1-octane sulfonamide (N-EtFOSA)	S24-Ap0060249	NCP	%	103			50-150	Pass	
2-(N-methylperfluoro-1-octane sulfonamido)-ethanol(N-MeFOSE)	S24-Ap0060249	NCP	%	97			50-150	Pass	
2-(N-ethylperfluoro-1-octane sulfonamido)-ethanol(N-EtFOSE)	S24-Ap0060249	NCP	%	109			50-150	Pass	
N-ethyl-perfluorooctanesulfonamidoacetic acid (N-EtFOSAA)	S24-Ap0060249	NCP	%	113			50-150	Pass	
N-methyl-perfluorooctanesulfonamidoacetic acid (N-MeFOSAA)	S24-Ap0060249	NCP	%	107			50-150	Pass	
Spike - % Recovery									
Perfluoroalkyl sulfonic acids (PFSAs)				Result 1					
Perfluorobutanesulfonic acid (PFBS)	S24-Ap0060249	NCP	%	54			50-150	Pass	
Perfluorononanesulfonic acid (PFNS)	S24-Ap0060249	NCP	%	90			50-150	Pass	
Perfluoropropanesulfonic acid (PFPrS)	S24-Ap0060249	NCP	%	67			50-150	Pass	
Perfluoropentanesulfonic acid (PFPeS)	S24-Ap0060249	NCP	%	136			50-150	Pass	
Perfluorohexanesulfonic acid (PFHxS)	S24-Ap0060249	NCP	%	90			50-150	Pass	
Perfluoroheptanesulfonic acid (PFHpS)	S24-Ap0060249	NCP	%	92			50-150	Pass	
Perfluorooctanesulfonic acid (PFOS)	W24-Ap0056400	NCP	%	108			50-150	Pass	
Perfluorodecanesulfonic acid (PFDS)	S24-Ap0060249	NCP	%	71			50-150	Pass	
Spike - % Recovery									
n:2 Fluorotelomer sulfonic acids (n:2 FTSAs)				Result 1					
1H.1H.2H.2H-perfluorohexanesulfonic acid (4:2 FTSA)	S24-Ap0060249	NCP	%	102			50-150	Pass	
1H.1H.2H.2H-perfluorooctanesulfonic acid(6:2 FTSA)	W24-Ap0056400	NCP	%	104			50-150	Pass	
1H.1H.2H.2H-perfluorodecanesulfonic acid (8:2 FTSA)	W24-Ap0056400	NCP	%	117			50-150	Pass	
1H.1H.2H.2H-perfluorododecanesulfonic acid (10:2 FTSA)	S24-Ap0060249	NCP	%	111			50-150	Pass	
Spike - % Recovery									
Total Recoverable Hydrocarbons				Result 1					
TRH C6-C9	S24-Ap0059670	CP	%	103			70-130	Pass	
TRH C6-C10	S24-Ap0059670	CP	%	105			70-130	Pass	
Spike - % Recovery									
BTEX				Result 1					
Benzene	S24-Ap0059670	CP	%	99			70-130	Pass	
Toluene	S24-Ap0059670	CP	%	94			70-130	Pass	
Ethylbenzene	S24-Ap0059670	CP	%	98			70-130	Pass	
m&p-Xylenes	S24-Ap0059670	CP	%	106			70-130	Pass	
o-Xylene	S24-Ap0059670	CP	%	102			70-130	Pass	
Xylenes - Total*	S24-Ap0059670	CP	%	104			70-130	Pass	
Spike - % Recovery									
Total Recoverable Hydrocarbons - 2013 NEPM Fractions				Result 1					
Naphthalene	S24-Ap0059670	CP	%	88			70-130	Pass	

Test	Lab Sample ID	QA Source	Units	Result 1			Acceptance Limits	Pass Limits	Qualifying Code
Duplicate									
Total Recoverable Hydrocarbons				Result 1	Result 2	RPD			
TRH C10-C14	M24-Ap0058452	NCP	mg/L	< 0.05	< 0.05	<1	30%	Pass	
TRH C15-C28	M24-Ap0058452	NCP	mg/L	< 0.1	< 0.1	<1	30%	Pass	
TRH C29-C36	M24-Ap0058452	NCP	mg/L	< 0.1	< 0.1	<1	30%	Pass	
TRH >C10-C16	M24-Ap0058452	NCP	mg/L	< 0.05	< 0.05	<1	30%	Pass	
TRH >C16-C34	M24-Ap0058452	NCP	mg/L	< 0.1	< 0.1	<1	30%	Pass	
TRH >C34-C40	M24-Ap0058452	NCP	mg/L	< 0.1	< 0.1	<1	30%	Pass	
Duplicate									
Polycyclic Aromatic Hydrocarbons (Trace level)				Result 1	Result 2	RPD			
Benzo(a)pyrene - low level	M24-Ap0067276	NCP	mg/L	< 0.00001	< 0.00001	<1	30%	Pass	
Duplicate									
Heavy Metals				Result 1	Result 2	RPD			
Arsenic	S24-Ap0056683	NCP	mg/L	< 0.001	< 0.001	<1	30%	Pass	
Cadmium	S24-Ap0056683	NCP	mg/L	< 0.0002	< 0.0002	<1	30%	Pass	
Chromium	S24-Ap0056683	NCP	mg/L	< 0.001	< 0.001	<1	30%	Pass	
Copper	S24-Ap0056683	NCP	mg/L	< 0.001	< 0.001	<1	30%	Pass	
Lead	S24-Ap0056683	NCP	mg/L	< 0.001	< 0.001	<1	30%	Pass	
Mercury	S24-Ap0056683	NCP	mg/L	< 0.0001	< 0.0001	<1	30%	Pass	
Nickel	S24-Ap0056683	NCP	mg/L	< 0.001	< 0.001	<1	30%	Pass	
Zinc	S24-Ap0056683	NCP	mg/L	< 0.005	< 0.005	<1	30%	Pass	
Duplicate									
Perfluoroalkyl carboxylic acids (PFCAs)				Result 1	Result 2	RPD			
Perfluorobutanoic acid (PFBA)	W24-Ap0051381	NCP	ug/L	< 0.05	< 0.05	<1	30%	Pass	
Perfluoropentanoic acid (PFPeA)	W24-Ap0051381	NCP	ug/L	< 0.01	< 0.01	<1	30%	Pass	
Perfluorohexanoic acid (PFHxA)	W24-Ap0051381	NCP	ug/L	< 0.01	< 0.01	<1	30%	Pass	
Perfluoroheptanoic acid (PFHpA)	W24-Ap0051381	NCP	ug/L	< 0.01	< 0.01	<1	30%	Pass	
Perfluorooctanoic acid (PFOA)	W24-Ap0051381	NCP	ug/L	< 0.01	< 0.01	<1	30%	Pass	
Perfluorononanoic acid (PFNA)	W24-Ap0051381	NCP	ug/L	< 0.01	< 0.01	<1	30%	Pass	
Perfluorodecanoic acid (PFDA)	W24-Ap0051381	NCP	ug/L	< 0.01	< 0.01	<1	30%	Pass	
Perfluoroundecanoic acid (PFUnDA)	W24-Ap0051381	NCP	ug/L	< 0.01	< 0.01	<1	30%	Pass	
Perfluorododecanoic acid (PFDoDA)	W24-Ap0051381	NCP	ug/L	< 0.01	< 0.01	<1	30%	Pass	
Perfluorotridecanoic acid (PFTrDA)	W24-Ap0051381	NCP	ug/L	< 0.01	< 0.01	<1	30%	Pass	
Perfluorotetradecanoic acid (PFTeDA)	W24-Ap0051381	NCP	ug/L	< 0.01	< 0.01	<1	30%	Pass	
Duplicate									
Perfluoroalkyl sulfonamido substances				Result 1	Result 2	RPD			
Perfluorooctane sulfonamide (FOSA)	W24-Ap0051381	NCP	ug/L	< 0.05	< 0.05	<1	30%	Pass	
N-methylperfluoro-1-octane sulfonamide (N-MeFOSA)	W24-Ap0051381	NCP	ug/L	< 0.05	< 0.05	<1	30%	Pass	
N-ethylperfluoro-1-octane sulfonamide (N-EtFOSA)	W24-Ap0051381	NCP	ug/L	< 0.05	< 0.05	<1	30%	Pass	
2-(N-methylperfluoro-1-octane sulfonamido)-ethanol(N-MeFOSE)	W24-Ap0051381	NCP	ug/L	< 0.05	< 0.05	<1	30%	Pass	
2-(N-ethylperfluoro-1-octane sulfonamido)-ethanol(N-EtFOSE)	W24-Ap0051381	NCP	ug/L	< 0.05	< 0.05	<1	30%	Pass	
N-ethyl-perfluorooctanesulfonamidoacetic acid (N-EtFOSAA)	W24-Ap0051381	NCP	ug/L	< 0.05	< 0.05	<1	30%	Pass	
N-methyl-perfluorooctanesulfonamidoacetic acid (N-MeFOSAA)	W24-Ap0051381	NCP	ug/L	< 0.05	< 0.05	<1	30%	Pass	

Duplicate									
Perfluoroalkyl sulfonic acids (PFSAs)				Result 1	Result 2	RPD			
Perfluorobutanesulfonic acid (PFBS)	W24-Ap0051381	NCP	ug/L	< 0.01	< 0.01	<1	30%	Pass	
Perfluorononanesulfonic acid (PFNS)	W24-Ap0051381	NCP	ug/L	< 0.01	< 0.01	<1	30%	Pass	
Perfluoropropanesulfonic acid (PFPrS)	W24-Ap0051381	NCP	ug/L	< 0.01	< 0.01	<1	30%	Pass	
Perfluoropentanesulfonic acid (PFPeS)	W24-Ap0051381	NCP	ug/L	< 0.01	< 0.01	<1	30%	Pass	
Perfluorohexanesulfonic acid (PFHxS)	W24-Ap0051381	NCP	ug/L	< 0.01	< 0.01	<1	30%	Pass	
Perfluoroheptanesulfonic acid (PFHpS)	W24-Ap0051381	NCP	ug/L	< 0.01	< 0.01	<1	30%	Pass	
Perfluorooctanesulfonic acid (PFOS)	W24-Ap0051381	NCP	ug/L	< 0.01	< 0.01	<1	30%	Pass	
Perfluorodecanesulfonic acid (PFDS)	W24-Ap0051381	NCP	ug/L	< 0.01	< 0.01	<1	30%	Pass	
Duplicate									
n:2 Fluorotelomer sulfonic acids (n:2 FTSAs)				Result 1	Result 2	RPD			
1H.1H.2H.2H-perfluorohexanesulfonic acid (4:2 FTSA)	W24-Ap0051381	NCP	ug/L	< 0.01	< 0.01	<1	30%	Pass	
1H.1H.2H.2H-perfluorooctanesulfonic acid(6:2 FTSA)	W24-Ap0051381	NCP	ug/L	< 0.05	< 0.05	<1	30%	Pass	
1H.1H.2H.2H-perfluorodecanesulfonic acid (8:2 FTSA)	W24-Ap0051381	NCP	ug/L	< 0.01	< 0.01	<1	30%	Pass	
1H.1H.2H.2H-perfluorododecanesulfonic acid (10:2 FTSA)	W24-Ap0051381	NCP	ug/L	< 0.01	< 0.01	<1	30%	Pass	
Duplicate									
Total Recoverable Hydrocarbons				Result 1	Result 2	RPD			
TRH C6-C9	S24-Ap0059667	CP	mg/L	< 0.02	< 0.02	<1	30%	Pass	
TRH C6-C10	S24-Ap0059667	CP	mg/L	< 0.02	< 0.02	<1	30%	Pass	
Duplicate									
BTEX				Result 1	Result 2	RPD			
Benzene	S24-Ap0059667	CP	mg/L	< 0.001	< 0.001	<1	30%	Pass	
Toluene	S24-Ap0059667	CP	mg/L	< 0.001	< 0.001	<1	30%	Pass	
Ethylbenzene	S24-Ap0059667	CP	mg/L	< 0.001	< 0.001	<1	30%	Pass	
m&p-Xylenes	S24-Ap0059667	CP	mg/L	< 0.002	< 0.002	<1	30%	Pass	
o-Xylene	S24-Ap0059667	CP	mg/L	< 0.001	< 0.001	<1	30%	Pass	
Xylenes - Total*	S24-Ap0059667	CP	mg/L	< 0.003	< 0.003	<1	30%	Pass	
Duplicate									
Volatile Organics				Result 1	Result 2	RPD			
1.1-Dichloroethane	S24-Ap0059667	CP	mg/L	< 0.001	< 0.001	<1	30%	Pass	
1.1-Dichloroethene	S24-Ap0059667	CP	mg/L	< 0.001	< 0.001	<1	30%	Pass	
1.1.1-Trichloroethane	S24-Ap0059667	CP	mg/L	< 0.001	< 0.001	<1	30%	Pass	
1.1.1.2-Tetrachloroethane	S24-Ap0059667	CP	mg/L	< 0.001	< 0.001	<1	30%	Pass	
1.1.2-Trichloroethane	S24-Ap0059667	CP	mg/L	< 0.001	< 0.001	<1	30%	Pass	
1.1.2.2-Tetrachloroethane	S24-Ap0059667	CP	mg/L	< 0.001	< 0.001	<1	30%	Pass	
1.2-Dibromoethane	S24-Ap0059667	CP	mg/L	< 0.001	< 0.001	<1	30%	Pass	
1.2-Dichlorobenzene	S24-Ap0059667	CP	mg/L	< 0.001	< 0.001	<1	30%	Pass	
1.2-Dichloroethane	S24-Ap0059667	CP	mg/L	< 0.001	< 0.001	<1	30%	Pass	
1.2-Dichloropropane	S24-Ap0059667	CP	mg/L	< 0.001	< 0.001	<1	30%	Pass	
1.2.3-Trichloropropane	S24-Ap0059667	CP	mg/L	< 0.001	< 0.001	<1	30%	Pass	
1.2.4-Trimethylbenzene	S24-Ap0059667	CP	mg/L	< 0.001	< 0.001	<1	30%	Pass	
1.3-Dichlorobenzene	S24-Ap0059667	CP	mg/L	< 0.001	< 0.001	<1	30%	Pass	
1.3-Dichloropropane	S24-Ap0059667	CP	mg/L	< 0.001	< 0.001	<1	30%	Pass	
1.3.5-Trimethylbenzene	S24-Ap0059667	CP	mg/L	< 0.001	< 0.001	<1	30%	Pass	

Duplicate									
Volatile Organics				Result 1	Result 2	RPD			
1.4-Dichlorobenzene	S24-Ap0059667	CP	mg/L	< 0.001	< 0.001	<1	30%	Pass	
2-Butanone (MEK)	S24-Ap0059667	CP	mg/L	< 0.005	< 0.005	<1	30%	Pass	
2-Propanone (Acetone)	S24-Ap0059667	CP	mg/L	< 0.005	< 0.005	<1	30%	Pass	
4-Chlorotoluene	S24-Ap0059667	CP	mg/L	< 0.001	< 0.001	<1	30%	Pass	
4-Methyl-2-pentanone (MIBK)	S24-Ap0059667	CP	mg/L	< 0.005	< 0.005	<1	30%	Pass	
Allyl chloride	S24-Ap0059667	CP	mg/L	< 0.001	< 0.001	<1	30%	Pass	
Bromobenzene	S24-Ap0059667	CP	mg/L	< 0.001	< 0.001	<1	30%	Pass	
Bromochloromethane	S24-Ap0059667	CP	mg/L	< 0.001	< 0.001	<1	30%	Pass	
Bromodichloromethane	S24-Ap0059667	CP	mg/L	< 0.001	< 0.001	<1	30%	Pass	
Bromoform	S24-Ap0059667	CP	mg/L	< 0.001	< 0.001	<1	30%	Pass	
Bromomethane	S24-Ap0059667	CP	mg/L	< 0.005	< 0.005	<1	30%	Pass	
Carbon disulfide	S24-Ap0059667	CP	mg/L	< 0.001	< 0.001	<1	30%	Pass	
Carbon Tetrachloride	S24-Ap0059667	CP	mg/L	< 0.001	< 0.001	<1	30%	Pass	
Chlorobenzene	S24-Ap0059667	CP	mg/L	< 0.001	< 0.001	<1	30%	Pass	
Chloroethane	S24-Ap0059667	CP	mg/L	< 0.005	< 0.005	<1	30%	Pass	
Chloroform	S24-Ap0059667	CP	mg/L	< 0.005	< 0.005	<1	30%	Pass	
Chloromethane	S24-Ap0059667	CP	mg/L	< 0.005	< 0.005	<1	30%	Pass	
cis-1.2-Dichloroethene	S24-Ap0059667	CP	mg/L	< 0.001	< 0.001	<1	30%	Pass	
cis-1.3-Dichloropropene	S24-Ap0059667	CP	mg/L	< 0.001	< 0.001	<1	30%	Pass	
Dibromochloromethane	S24-Ap0059667	CP	mg/L	< 0.001	< 0.001	<1	30%	Pass	
Dibromomethane	S24-Ap0059667	CP	mg/L	< 0.001	< 0.001	<1	30%	Pass	
Dichlorodifluoromethane	S24-Ap0059667	CP	mg/L	< 0.005	< 0.005	<1	30%	Pass	
Iodomethane	S24-Ap0059667	CP	mg/L	< 0.001	< 0.001	<1	30%	Pass	
Isopropyl benzene (Cumene)	S24-Ap0059667	CP	mg/L	< 0.001	< 0.001	<1	30%	Pass	
Methylene Chloride	S24-Ap0059667	CP	mg/L	< 0.005	< 0.005	<1	30%	Pass	
Styrene	S24-Ap0059667	CP	mg/L	< 0.001	< 0.001	<1	30%	Pass	
Tetrachloroethene	S24-Ap0059667	CP	mg/L	< 0.001	< 0.001	<1	30%	Pass	
trans-1.2-Dichloroethene	S24-Ap0059667	CP	mg/L	< 0.001	< 0.001	<1	30%	Pass	
trans-1.3-Dichloropropene	S24-Ap0059667	CP	mg/L	< 0.001	< 0.001	<1	30%	Pass	
Trichloroethene	S24-Ap0059667	CP	mg/L	< 0.001	< 0.001	<1	30%	Pass	
Trichlorofluoromethane	S24-Ap0059667	CP	mg/L	< 0.005	< 0.005	<1	30%	Pass	
Vinyl chloride	S24-Ap0059667	CP	mg/L	< 0.005	< 0.005	<1	30%	Pass	
Duplicate									
Total Recoverable Hydrocarbons - 2013 NEPM Fractions				Result 1	Result 2	RPD			
Naphthalene	S24-Ap0059667	CP	mg/L	< 0.01	< 0.01	<1	30%	Pass	

Comments

This report has been revised (V2) to correct sample name from "SB40_0-0.1" to "SB40_0.15-0.25" for sample S24-Ap0059680, and "SB41_0-0.1" to "SB41_0.15-0.25" for sample S24-Ap0059682 as per client request.

Sample Integrity

Custody Seals Intact (if used)	N/A
Attempt to Chill was evident	Yes
Sample correctly preserved	Yes
Appropriate sample containers have been used	Yes
Sample containers for volatile analysis received with minimal headspace	Yes
Samples received within HoldingTime	Yes
Some samples have been subcontracted	No

Qualifier Codes/Comments

Code	Description
N01	F2 is determined by arithmetically subtracting the "naphthalene" value from the ">C10-C16" value. The naphthalene value used in this calculation is obtained from volatiles (Purge & Trap analysis).
N02	Where we have reported both volatile (P&T GCMS) and semivolatile (GCMS) naphthalene data, results may not be identical. Provided correct sample handling protocols have been followed, any observed differences in results are likely to be due to procedural differences within each methodology. Results determined by both techniques have passed all QAQC acceptance criteria, and are entirely technically valid.
N04	F1 is determined by arithmetically subtracting the "Total BTEX" value from the "C6-C10" value. The "Total BTEX" value is obtained by summing the concentrations of BTEX analytes. The "C6-C10" value is obtained by quantitating against a standard of mixed aromatic/aliphatic analytes.
N11	Isotope dilution is used for calibration of each native compound for which an exact labelled analogue is available (Isotope Dilution Quantitation). The isotopically labelled analogues allow identification and recovery correction of the concentration of the associated native PFAS compounds.
N15	Where the native PFAS compound does not have labelled analogue then the quantification is made using the Extracted Internal Standard Analyte with the closest retention time to the analyte and no recovery correction has been made (Internal Standard Quantitation).

Authorised by:

Adam Bateup	Analytical Services Manager
Joseph Edouard	Senior Analyst-Organic
Mickael Ros	Senior Analyst-Metal
Roopesh Rangarajan	Senior Analyst-PFAS
Roopesh Rangarajan	Senior Analyst-Volatile



Glenn Jackson
Managing Director

Final Report – this report replaces any previously issued Report

- Indicates Not Requested

* Indicates NATA accreditation does not cover the performance of this service

Measurement uncertainty of test data is available on request or please click here.

Eurofins shall not be liable for loss, cost, damages or expenses incurred by the client, or any other person or company, resulting from the use of any information or interpretation given in this report. In no case shall Eurofins be liable for consequential damages including, but not limited to, lost profits, damages for failure to meet deadlines and lost production arising from this report. This document shall not be reproduced except in full and relates only to the items tested. Unless indicated otherwise, the tests were performed on the samples as received.

Envirolab Services Pty Ltd
ABN 37 112 535 645
12 Ashley St Chatswood NSW 2067
ph 02 9910 6200 fax 02 9910 6201
customerservice@envirolab.com.au
www.envirolab.com.au

CERTIFICATE OF ANALYSIS 343138

Client Details

Client	Senversa Pty Ltd
Attention	Julia Nicholson
Address	6/15 William St, Melbourne, VIC, 3000

Sample Details

Your Reference	**21182, Smithfield**
Number of Samples	1 Soil
Date samples received	06/02/2024
Date completed instructions received	06/02/2024

Analysis Details

Please refer to the following pages for results, methodology summary and quality control data.

Samples were analysed as received from the client. Results relate specifically to the samples as received.

Results are reported on a dry weight basis for solids and on an as received basis for other matrices.

Please refer to the last page of this report for any comments relating to the results.

Report Details

Date results requested by	13/02/2024
Date of Issue	12/02/2024

NATA Accreditation Number 2901. This document shall not be reproduced except in full.

Accredited for compliance with ISO/IEC 17025 - Testing. **Tests not covered by NATA are denoted with ***

Results Approved By
Amanda Chui, LC/Air Toxics Supervisor
Dragana Tomas, Senior Chemist
Giovanni Agosti, Group Technical Manager
Timothy Toll, Senior Chemist

Authorised By
Nancy Zhang, Laboratory Manager

SVOCs in Soil		
Our Reference		343138-1
Your Reference	UNITS	QC200
Date Sampled		05/02/2024
Type of sample		Soil
Date extracted	-	07/02/2024
Date analysed	-	08/02/2024
Phenol	mg/kg	<0.5
Bis-(2-chloroethyl) ether	mg/kg	<1
2-Chlorophenol	mg/kg	<0.5
1,3-Dichlorobenzene	mg/kg	<0.5
1,4-Dichlorobenzene	mg/kg	<0.5
2-Methylphenol	mg/kg	<0.5
1,2-Dichlorobenzene	mg/kg	<0.5
Bis (2-chloroisopropyl) ether	mg/kg	<1
3/4-Methylphenol	mg/kg	<1
N-nitrosodi-n-propylamine	mg/kg	<1
Hexachloroethane	mg/kg	<0.5
Nitrobenzene	mg/kg	<1
Isophorone	mg/kg	<1
2,4-Dimethylphenol	mg/kg	<0.5
2-Nitrophenol	mg/kg	<0.5
Bis(2-chloroethoxy)methane	mg/kg	<1
2,4-Dichlorophenol	mg/kg	<0.5
1,2,4-Trichlorobenzene	mg/kg	<0.5
Naphthalene	mg/kg	<0.5
4-Chloroaniline	mg/kg	<1
Hexachlorobutadiene	mg/kg	<0.5
4-Chloro-3-methylphenol	mg/kg	<5
2-Methylnaphthalene	mg/kg	<0.5
Hexachlorocyclopentadiene	mg/kg	<2
2,4,6-trichlorophenol	mg/kg	<0.5
2,4,5-trichlorophenol	mg/kg	<0.5
2-Chloronaphthalene	mg/kg	<0.5
2-nitroaniline	mg/kg	<1
Dimethylphthalate	mg/kg	<1
2,6-Dinitrotoluene	mg/kg	<1
Acenaphthylene	mg/kg	<0.5
3-Nitroaniline	mg/kg	<1
Acenaphthene	mg/kg	<0.5
2,4-dinitrophenol	mg/kg	<10

SVOCs in Soil		
Our Reference		343138-1
Your Reference	UNITS	QC200
Date Sampled		05/02/2024
Type of sample		Soil
4-nitrophenol	mg/kg	<10
Dibenzofuran	mg/kg	<1
diethylphthalate	mg/kg	<1
4-chlorophenylphenylether	mg/kg	<1
4-nitroaniline	mg/kg	<1
Fluorene	mg/kg	<0.5
2-methyl-4,6-dinitrophenol	mg/kg	<10
azobenzene	mg/kg	<1
4-bromophenylphenylether	mg/kg	<1
hexachlorobenzene	mg/kg	<0.5
pentachlorophenol	mg/kg	<5
Phenanthrene	mg/kg	<0.5
Anthracene	mg/kg	<0.5
carbazole	mg/kg	<1
di-n-butylphthalate	mg/kg	<1
Fluoranthene	mg/kg	<0.5
Pyrene	mg/kg	<0.5
butylbenzylphthalate	mg/kg	<1
bis(2-ethylhexyl)phthalate	mg/kg	<5
Benzo(a)anthracene	mg/kg	<0.5
Chrysene	mg/kg	<0.5
di-n-octylphthalate	mg/kg	<1
Benzo(b+j+k)fluoranthene	mg/kg	<1
Benzo(a)pyrene	mg/kg	<0.5
Indeno(1,2,3-c,d)pyrene	mg/kg	<0.5
Dibenzo(a,h)anthracene	mg/kg	<0.5
Benzo(g,h,i)perylene	mg/kg	<0.5
ethylmethanesulfonate	mg/kg	<1
aniline	mg/kg	<1
pentachloroethane	mg/kg	<0.5
benzyl alcohol	mg/kg	<1
acetophenone	mg/kg	<1
N-nitrosomorpholine	mg/kg	<1
N-nitrosopiperidine	mg/kg	<1
2,6-dichlorophenol	mg/kg	<0.5
hexachloropropene-1	mg/kg	<0.5
N-nitroso-n-butylamine	mg/kg	<1

SVOCs in Soil		
Our Reference		343138-1
Your Reference	UNITS	QC200
Date Sampled		05/02/2024
Type of sample		Soil
safrole	mg/kg	<1
1,2,4,5-tetrachlorobenzene	mg/kg	<1
cis and trans iso-safrole	mg/kg	<1
1,3-dinitrobenzene	mg/kg	<1
pentachlorobenzene	mg/kg	<0.5
1-naphthylamine	mg/kg	<1
2,3,4,6-tetrachlorophenol	mg/kg	<0.5
2-naphthylamine	mg/kg	<1
5-nitro-o-toluidine	mg/kg	<1
diphenylamine	mg/kg	<1
phenacetin	mg/kg	<1
pentachloronitrobenzene	mg/kg	<1
dinoseb	mg/kg	<1
methapyrilene	mg/kg	<1
p-dimethylaminoazobenzene	mg/kg	<1
2-acetylaminofluorene	mg/kg	<0.5
7,12-dimethylbenz(a)anthracene	mg/kg	<0.5
3-methylcholanthrene	mg/kg	<0.5
a-BHC	mg/kg	<0.5
b-BHC	mg/kg	<0.5
g-BHC	mg/kg	<0.5
d-BHC	mg/kg	<0.5
Heptachlor	mg/kg	<0.5
Aldrin	mg/kg	<0.5
Heptachlor Epoxide	mg/kg	<0.5
g-Chlordane	mg/kg	<0.5
a-Chlordane	mg/kg	<0.5
Endosulfan I	mg/kg	<0.5
p,p'-DDE	mg/kg	<0.5
Dieldrin	mg/kg	<0.5
Endrin	mg/kg	<0.5
p,p'-DDD	mg/kg	<0.5
Endosulfan II	mg/kg	<0.5
Endrin Aldehyde	mg/kg	<0.5
p,p'-DDT	mg/kg	<0.5
Endrin Ketone	mg/kg	<0.5
Endosulfan Sulphate	mg/kg	<0.5

SVOCs in Soil		
Our Reference		343138-1
Your Reference	UNITS	QC200
Date Sampled		05/02/2024
Type of sample		Soil
Methoxychlor	mg/kg	<1
Dichlorvos	mg/kg	<0.5
Mevinphos	mg/kg	<0.5
Phorate	mg/kg	<0.5
Dimethoate	mg/kg	<0.5
Diazinon (dimpylate)	mg/kg	<0.5
Disulfoton	mg/kg	<0.5
Chloropyriphos-methyl	mg/kg	<0.5
Parathion-methyl	mg/kg	<0.5
Ronnel (fenchlorphos)	mg/kg	<0.5
Fenitrothion	mg/kg	<0.5
Malathion (Maldison)	mg/kg	<0.5
Chlorpyriphos	mg/kg	<0.5
Fenthion	mg/kg	<0.5
Parathion (Parathion-ethyl)	mg/kg	<0.5
Bromophos Ethyl	mg/kg	<0.5
Methidathion	mg/kg	<0.5
Fenamiphos (Phenamiphos)	mg/kg	<0.5
Ethion	mg/kg	<0.5
Phosalone	mg/kg	<0.5
Azinphos Methyl (Guthion)	mg/kg	<0.5
Coumaphos (CoRal)	mg/kg	<0.5
Surrogate 2-fluorophenol	%	108
Surrogate Phenol-d_6	%	101
Surrogate Nitrobenzene-d_5	%	101
Surrogate 2-fluorobiphenyl	%	106
Surrogate 2,4,6-Tribromophenol	%	98
Surrogate *p*-Terphenyl-d_{14}	%	112

VOCs in soil		
Our Reference		343138-1
Your Reference	UNITS	QC200
Date Sampled		05/02/2024
Type of sample		Soil
Date Extracted	-	07/02/2024
Date Analysed	-	12/02/2024
Dichlorodifluoromethane	mg/kg	<1
Chloromethane	mg/kg	<1
Vinyl Chloride	mg/kg	<1
Bromomethane	mg/kg	<1
Chloroethane	mg/kg	<1
Trichlorofluoromethane	mg/kg	<1
1,1-Dichloroethene	mg/kg	<1
trans-1,2-Dichloroethene	mg/kg	<1
1,1-Dichloroethane	mg/kg	<1
cis-1,2-Dichloroethene	mg/kg	<1
Bromochloromethane	mg/kg	<1
Chloroform	mg/kg	<1
2,2-Dichloropropane	mg/kg	<1
1,2-Dichloroethane	mg/kg	<1
1,1,1-Trichloroethane	mg/kg	<1
1,1-Dichloropropene	mg/kg	<1
Cyclohexane	mg/kg	<1
Carbon Tetrachloride	mg/kg	<1
Benzene	mg/kg	<0.2
Dibromomethane	mg/kg	<1
1,2-Dichloropropane	mg/kg	<1
Trichloroethene	mg/kg	<1
Bromodichloromethane	mg/kg	<1
trans-1,3-Dichloropropene	mg/kg	<1
cis-1,3-Dichloropropene	mg/kg	<1
1,1,2-Trichloroethane	mg/kg	<1
Toluene	mg/kg	<0.5
1,3-Dichloropropane	mg/kg	<1
Dibromochloromethane	mg/kg	<1
1,2-Dibromoethane	mg/kg	<1
Tetrachloroethene	mg/kg	<1
1,1,1,2-Tetrachloroethane	mg/kg	<1
Chlorobenzene	mg/kg	<1
Ethylbenzene	mg/kg	<1

VOCs in soil		
Our Reference		343138-1
Your Reference	UNITS	QC200
Date Sampled		05/02/2024
Type of sample		Soil
Bromoform	mg/kg	<1
m+p-Xylene	mg/kg	<2
Styrene	mg/kg	<1
1,1,2,2-Tetrachloroethane	mg/kg	<1
o-Xylene	mg/kg	<1
1,2,3-Trichloropropane	mg/kg	<1
Isopropylbenzene	mg/kg	<1
Bromobenzene	mg/kg	<1
n-Propylbenzene	mg/kg	<1
2-Chlorotoluene	mg/kg	<1
4-Chlorotoluene	mg/kg	<1
1,3,5-Trimethylbenzene	mg/kg	<1
tert-Butylbenzene	mg/kg	<1
1,2,4-Trimethylbenzene	mg/kg	<1
1,3-Dichlorobenzene	mg/kg	<1
sec-Butylbenzene	mg/kg	<1
1,4-Dichlorobenzene	mg/kg	<1
4-Isopropyltoluene	mg/kg	<1
1,2-Dichlorobenzene	mg/kg	<1
n-Butylbenzene	mg/kg	<1
1,2-Dibromo-3-chloropropane	mg/kg	<1
1,2,4-Trichlorobenzene	mg/kg	<1
Hexachlorobutadiene	mg/kg	<1
1,2,3-Trichlorobenzene	mg/kg	<1
Surrogate Dibromofluoromethane	%	98
Surrogate aaa-Trifluorotoluene	%	85
Surrogate Toluene-d_8	%	98
Surrogate 4-Bromofluorobenzene	%	98

vTRH(C6-C10)/BTEXN in Soil		
Our Reference		343138-1
Your Reference	UNITS	QC200
Date Sampled		05/02/2024
Type of sample		Soil
Date extracted	-	07/02/2024
Date analysed	-	12/02/2024
TRH C_6 - C_9	mg/kg	<25
TRH C_6 - C_{10}	mg/kg	<25
vTRH C_6 - C_{10} less BTEX (F1)	mg/kg	<25
Benzene	mg/kg	<0.2
Toluene	mg/kg	<0.5
Ethylbenzene	mg/kg	<1
m+p-xylene	mg/kg	<2
o-Xylene	mg/kg	<1
Naphthalene	mg/kg	<1
Total +ve Xylenes	mg/kg	<1
Surrogate aaa-Trifluorotoluene	%	85

svTRH (C10-C40) in Soil		
Our Reference		343138-1
Your Reference	UNITS	QC200
Date Sampled		05/02/2024
Type of sample		Soil
Date extracted	-	07/02/2024
Date analysed	-	08/02/2024
TRH C_{10} - C_{14}	mg/kg	<50
TRH C_{15} - C_{28}	mg/kg	<100
TRH C_{29} - C_{36}	mg/kg	<100
Total +ve TRH (C10-C36)	mg/kg	<50
TRH >C_{10} -C_{16}	mg/kg	<50
TRH >C_{10} -C_{16} less Naphthalene (F2)	mg/kg	<50
TRH >C_{16} -C_{34}	mg/kg	<100
TRH >C_{34} -C_{40}	mg/kg	<100
Total +ve TRH (>C10-C40)	mg/kg	<50
Surrogate o-Terphenyl	%	86

PAHs in Soil		
Our Reference		343138-1
Your Reference	UNITS	QC200
Date Sampled		05/02/2024
Type of sample		Soil
Date extracted	-	07/02/2024
Date analysed	-	08/02/2024
Naphthalene	mg/kg	<0.1
Acenaphthylene	mg/kg	<0.1
Acenaphthene	mg/kg	<0.1
Fluorene	mg/kg	<0.1
Phenanthrene	mg/kg	<0.1
Anthracene	mg/kg	<0.1
Fluoranthene	mg/kg	<0.1
Pyrene	mg/kg	<0.1
Benzo(a)anthracene	mg/kg	<0.1
Chrysene	mg/kg	<0.1
Benzo(b,j+k)fluoranthene	mg/kg	<0.2
Benzo(a)pyrene	mg/kg	<0.05
Indeno(1,2,3-c,d)pyrene	mg/kg	<0.1
Dibenzo(a,h)anthracene	mg/kg	<0.1
Benzo(g,h,i)perylene	mg/kg	<0.1
Total +ve PAH's	mg/kg	<0.05
Benzo(a)pyrene TEQ calc (zero)	mg/kg	<0.5
Benzo(a)pyrene TEQ calc(half)	mg/kg	<0.5
Benzo(a)pyrene TEQ calc(PQL)	mg/kg	<0.5
Surrogate p-Terphenyl-d14	%	112

Organochlorine Pesticides in soil		
Our Reference		343138-1
Your Reference	UNITS	QC200
Date Sampled		05/02/2024
Type of sample		Soil
Date extracted	-	07/02/2024
Date analysed	-	08/02/2024
alpha-BHC	mg/kg	<0.1
HCB	mg/kg	<0.1
beta-BHC	mg/kg	<0.1
gamma-BHC	mg/kg	<0.1
Heptachlor	mg/kg	<0.1
delta-BHC	mg/kg	<0.1
Aldrin	mg/kg	<0.1
Heptachlor Epoxide	mg/kg	<0.1
gamma-Chlordane	mg/kg	<0.1
alpha-chlordane	mg/kg	<0.1
Endosulfan I	mg/kg	<0.1
pp-DDE	mg/kg	<0.1
Dieldrin	mg/kg	<0.1
Endrin	mg/kg	<0.1
Endosulfan II	mg/kg	<0.1
pp-DDD	mg/kg	<0.1
Endrin Aldehyde	mg/kg	<0.1
pp-DDT	mg/kg	<0.1
Endosulfan Sulphate	mg/kg	<0.1
Methoxychlor	mg/kg	<0.1
Mirex	mg/kg	<0.1
Total +ve DDT+DDD+DDE	mg/kg	<0.1
Surrogate 4-Chloro-3-NBTF	%	95

PCBs in Soil		
Our Reference		343138-1
Your Reference	UNITS	QC200
Date Sampled		05/02/2024
Type of sample		Soil
Date extracted	-	07/02/2024
Date analysed	-	08/02/2024
Aroclor 1016	mg/kg	<0.1
Aroclor 1221	mg/kg	<0.1
Aroclor 1232	mg/kg	<0.1
Aroclor 1242	mg/kg	<0.1
Aroclor 1248	mg/kg	<0.1
Aroclor 1254	mg/kg	<0.1
Aroclor 1260	mg/kg	<0.1
Total +ve PCBs (1016-1260)	mg/kg	<0.1
Surrogate 2-Fluorobiphenyl	%	106

Acid Extractable metals in soil		
Our Reference		343138-1
Your Reference	UNITS	QC200
Date Sampled		05/02/2024
Type of sample		Soil
Date prepared	-	07/02/2024
Date analysed	-	08/02/2024
Arsenic	mg/kg	11
Cadmium	mg/kg	<0.4
Chromium	mg/kg	18
Copper	mg/kg	26
Lead	mg/kg	14
Mercury	mg/kg	<0.1
Nickel	mg/kg	37
Zinc	mg/kg	57

PFAS in Soils Extended		
Our Reference		343138-1
Your Reference	UNITS	QC200
Date Sampled		05/02/2024
Type of sample		Soil
Date prepared	-	07/02/2024
Date analysed	-	07/02/2024
Perfluorobutanesulfonic acid	µg/kg	<0.1
Perfluoropentanesulfonic acid	µg/kg	<0.1
Perfluorohexanesulfonic acid - PFHxS	µg/kg	<0.1
Perfluoroheptanesulfonic acid	µg/kg	<0.1
Perfluorooctanesulfonic acid PFOS	µg/kg	1.2
Perfluorodecanesulfonic acid	µg/kg	<0.2
Perfluorobutanoic acid	µg/kg	<0.2
Perfluoropentanoic acid	µg/kg	<0.2
Perfluorohexanoic acid	µg/kg	0.1
Perfluoroheptanoic acid	µg/kg	<0.1
Perfluorooctanoic acid PFOA	µg/kg	0.3
Perfluorononanoic acid	µg/kg	<0.1
Perfluorodecanoic acid	µg/kg	<0.5
Perfluoroundecanoic acid	µg/kg	<0.5
Perfluorododecanoic acid	µg/kg	<0.5
Perfluorotridecanoic acid	µg/kg	<0.5
Perfluorotetradecanoic acid	µg/kg	<5
4:2 FTS	µg/kg	<0.1
6:2 FTS	µg/kg	<0.1
8:2 FTS	µg/kg	<0.2
10:2 FTS	µg/kg	<0.2
Perfluorooctane sulfonamide	µg/kg	<1
N-Methyl perfluorooctane sulfonamide	µg/kg	<1
N-Ethyl perfluorooctanesulfon amide	µg/kg	<1
N-Me perfluorooctanesulfonamid oethanol	µg/kg	<1
N-Et perfluorooctanesulfonamid oethanol	µg/kg	<5
MePerfluorooctanesulf- amid oacetic acid	µg/kg	<0.2
EtPerfluorooctanesulf amid oacetic acid	µg/kg	<0.2
Surrogate $^{13}C_8$ *PFOS*	%	96
Surrogate $^{13}C_2$ *PFOA*	%	109
Extracted ISTD $^{13}C_3$ *PFBS*	%	119
Extracted ISTD $^{18}O_2$ *PFHxS*	%	128
Extracted ISTD $^{13}C_4$ *PFOS*	%	102
Extracted ISTD $^{13}C_4$ *PFBA*	%	104

PFAS in Soils Extended		
Our Reference		343138-1
Your Reference	UNITS	QC200
Date Sampled		05/02/2024
Type of sample		Soil
Extracted ISTD $^{13}C_3$ *PFPeA*	%	93
Extracted ISTD $^{13}C_2$ *PFHxA*	%	106
Extracted ISTD $^{13}C_4$ *PFHpA*	%	120
Extracted ISTD $^{13}C_4$ *PFOA*	%	103
Extracted ISTD $^{13}C_5$ *PFNA*	%	97
Extracted ISTD $^{13}C_2$ *PFDA*	%	99
Extracted ISTD $^{13}C_2$ *PFUnDA*	%	99
Extracted ISTD $^{13}C_2$ *PFDoDA*	%	75
Extracted ISTD $^{13}C_2$ *PFTeDA*	%	62
Extracted ISTD $^{13}C_2$ *4:2FTS*	%	119
Extracted ISTD $^{13}C_2$ *6:2FTS*	%	111
Extracted ISTD $^{13}C_2$ *8:2FTS*	%	95
Extracted ISTD $^{13}C_8$ *FOSA*	%	78
Extracted ISTD d_3 *N MeFOSA*	%	39
Extracted ISTD d_5 *N EtFOSA*	%	91
Extracted ISTD d_7 *N MeFOSE*	%	64
Extracted ISTD d_9 *N EtFOSE*	%	104
Extracted ISTD d_3 *N MeFOSAA*	%	90
Extracted ISTD d_5 *N EtFOSAA*	%	76
Total Positive PFHxS & PFOS	µg/kg	1.2
Total Positive PFOS & PFOA	µg/kg	1.4
Total Positive PFAS	µg/kg	1.6

Moisture		
Our Reference		343138-1
Your Reference	UNITS	QC200
Date Sampled		05/02/2024
Type of sample		Soil
Date prepared	-	07/02/2024
Date analysed	-	08/02/2024
Moisture	%	8.5

Method ID	Methodology Summary
Inorg-008	Moisture content determined by heating at 105+/-5 °C for a minimum of 12 hours.
Metals-020	Determination of various metals by ICP-AES.
Metals-021	Determination of Mercury by Cold Vapour AAS.
Org-020	Soil samples are extracted with Dichloromethane/Acetone and waters with Dichloromethane and analysed by GC-FID. F2 = (>C10-C16)-Naphthalene as per NEPM B1 Guideline on Investigation Levels for Soil and Groundwater (HSLs Tables 1A (3, 4)). Note Naphthalene is determined from the VOC analysis.
Org-020	Soil samples are extracted with Dichloromethane/Acetone and waters with Dichloromethane and analysed by GC-FID. F2 = (>C10-C16)-Naphthalene as per NEPM B1 Guideline on Investigation Levels for Soil and Groundwater (HSLs Tables 1A (3, 4)). Note Naphthalene is determined from the VOC analysis. Note, the Total +ve TRH PQL is reflective of the lowest individual PQL and is therefore "Total +ve TRH" is simply a sum of the positive individual TRH fractions (>C10-C40).
Org-021/022/025	Soil samples are extracted with dichloromethane/acetone and waters with dichloromethane and analysed by GC-ECD and/or GC-MS/GC-MSMS. Note, the Total +ve PCBs PQL is reflective of the lowest individual PQL and is therefore" Total +ve PCBs" is simply a sum of the positive individual PCBs.
Org-022/025	Soil samples are extracted with Dichloromethane/Acetone and waters with Dichloromethane and analysed by GC-MS/GC-MSMS.
Org-022/025	Soil samples are extracted with Dichloromethane/Acetone and waters with Dichloromethane and analysed by GC-MS/GC-MSMS.
Org-022/025	Soil samples are extracted with dichloromethane/acetone and waters with dichloromethane and analysed by GC-MS/GC-MSMS. Note, the Total +ve reported DDD+DDE+DDT PQL is reflective of the lowest individual PQL and is therefore simply a sum of the positive individually report DDD+DDE+DDT.

Method ID	Methodology Summary
Org-022/025	Soil samples are extracted with Dichloromethane/Acetone and waters with Dichloromethane and analysed by GC-MS and/or GC-MS/MS. Benzo(a)pyrene TEQ as per NEPM B1 Guideline on Investigation Levels for Soil and Groundwater - 2013. For soil results:- 1. 'EQ PQL'values are assuming all contributing PAHs reported as <PQL are actually at the PQL. This is the most conservative approach and can give false positive TEQs given that PAHs that contribute to the TEQ calculation may not be present. 2. 'EQ zero'values are assuming all contributing PAHs reported as <PQL are zero. This is the least conservative approach and is more susceptible to false negative TEQs when PAHs that contribute to the TEQ calculation are present but below PQL. 3. 'EQ half PQL'values are assuming all contributing PAHs reported as <PQL are half the stipulated PQL. Hence a mid-point between the most and least conservative approaches above. Note, the Total +ve PAHs PQL is reflective of the lowest individual PQL and is therefore "Total +ve PAHs" is simply a sum of the positive individual PAHs.
Org-023	Soil samples are extracted with methanol and spiked into water prior to analysing by purge and trap GC-MS.
Org-023	Soil samples are extracted with methanol and spiked into water prior to analysing by purge and trap GC-MS. Water samples are analysed directly by purge and trap GC-MS. F1 = (C6-C10)-BTEX as per NEPM B1 Guideline on Investigation Levels for Soil and Groundwater.
Org-023	Soil samples are extracted with methanol and spiked into water prior to analysing by purge and trap GC-MS. Water samples are analysed directly by purge and trap GC-MS. F1 = (C6-C10)-BTEX as per NEPM B1 Guideline on Investigation Levels for Soil and Groundwater. Note, the Total +ve Xylene PQL is reflective of the lowest individual PQL and is therefore "Total +ve Xylenes" is simply a sum of the positive individual Xylenes.
Org-029	Soil samples are extracted with basified Methanol. Waters and soil extracts are directly injected and/or concentrated/extracted using SPE. TCLPs/ASLP leachates are centrifuged, the supernatant is then analysed (including amendment with solvent) - as per the option in AS4439.3. Analysis is undertaken with LC-MS/MS. PFAS results include the sum of branched and linear isomers where applicable. Please note that PFAS results are corrected for Extracted Internal Standards (QSM 5.4 Table B-15 terminology), which are mass labelled analytes added prior to sample preparation to assess matrix effects and verify processing of the sample. PFAS analytes without a commercially available mass labelled analogue are corrected vs a closely eluting mass labelled PFAS compound. Surrogates are also reported, in this context they are mass labelled PFAS compounds added prior to extraction but are used as monitoring compounds only (not used for result correction). Envicarb (or similar) is used discretionally to remove interfering matrix components. Please contact the laboratory if estimates of Measurement Uncertainty are required as per WA DER.

QUALITY CONTROL: SVOCs in Soil						Duplicate			Spike Recovery %	
Test Description	Units	PQL	Method	Blank	#	Base	Dup.	RPD	LCS-4	343138-1
Date extracted	-			07/02/2024	1	07/02/2024	07/02/2024		07/02/2024	07/02/2024
Date analysed	-			08/02/2024	1	08/02/2024	08/02/2024		08/02/2024	08/02/2024
Phenol	mg/kg	0.5	Org-022/025	<0.5	1	<0.5	<0.5	0	98	102
Bis-(2-chloroethyl) ether	mg/kg	1	Org-022/025	<1	1	<1	<1	0	[NT]	[NT]
2-Chlorophenol	mg/kg	0.5	Org-022/025	<0.5	1	<0.5	<0.5	0	120	124
1,3-Dichlorobenzene	mg/kg	0.5	Org-022/025	<0.5	1	<0.5	<0.5	0	[NT]	[NT]
1,4-Dichlorobenzene	mg/kg	0.5	Org-022/025	<0.5	1	<0.5	<0.5	0	106	112
2-Methylphenol	mg/kg	0.5	Org-022/025	<0.5	1	<0.5	<0.5	0	104	108
1,2-Dichlorobenzene	mg/kg	0.5	Org-022/025	<0.5	1	<0.5	<0.5	0	[NT]	[NT]
Bis (2-chloroisopropyl) ether	mg/kg	1	Org-022/025	<1	1	<1	<1	0	[NT]	[NT]
3/4-Methylphenol	mg/kg	1	Org-022/025	<1	1	<1	<1	0	[NT]	[NT]
N-nitrosodi-n-propylamine	mg/kg	1	Org-022/025	<1	1	<1	<1	0	[NT]	[NT]
Hexachloroethane	mg/kg	0.5	Org-022/025	<0.5	1	<0.5	<0.5	0	[NT]	[NT]
Nitrobenzene	mg/kg	1	Org-022/025	<1	1	<1	<1	0	[NT]	[NT]
Isophorone	mg/kg	1	Org-022/025	<1	1	<1	<1	0	[NT]	[NT]
2,4-Dimethylphenol	mg/kg	0.5	Org-022/025	<0.5	1	<0.5	<0.5	0	[NT]	[NT]
2-Nitrophenol	mg/kg	0.5	Org-022/025	<0.5	1	<0.5	<0.5	0	[NT]	[NT]
Bis(2-chloroethoxy)methane	mg/kg	1	Org-022/025	<1	1	<1	<1	0	[NT]	[NT]
2,4-Dichlorophenol	mg/kg	0.5	Org-022/025	<0.5	1	<0.5	<0.5	0	[NT]	[NT]
1,2,4-Trichlorobenzene	mg/kg	0.5	Org-022/025	<0.5	1	<0.5	<0.5	0	[NT]	[NT]
Naphthalene	mg/kg	0.5	Org-022/025	<0.5	1	<0.5	<0.5	0	104	108
4-Chloroaniline	mg/kg	1	Org-022/025	<1	1	<1	<1	0	[NT]	[NT]
Hexachlorobutadiene	mg/kg	0.5	Org-022/025	<0.5	1	<0.5	<0.5	0	[NT]	[NT]
4-Chloro-3-methylphenol	mg/kg	5	Org-022/025	<5	1	<5	<5	0	[NT]	[NT]
2-Methylnaphthalene	mg/kg	0.5	Org-022/025	<0.5	1	<0.5	<0.5	0	[NT]	[NT]
Hexachlorocyclopentadiene	mg/kg	2	Org-022/025	<2	1	<2	<2	0	[NT]	[NT]
2,4,6-trichlorophenol	mg/kg	0.5	Org-022/025	<0.5	1	<0.5	<0.5	0	[NT]	[NT]
2,4,5-trichlorophenol	mg/kg	0.5	Org-022/025	<0.5	1	<0.5	<0.5	0	[NT]	[NT]
2-Chloronaphthalene	mg/kg	0.5	Org-022/025	<0.5	1	<0.5	<0.5	0	[NT]	[NT]
2-nitroaniline	mg/kg	1	Org-022/025	<1	1	<1	<1	0	[NT]	[NT]
Dimethylphthalate	mg/kg	1	Org-022/025	<1	1	<1	<1	0	98	106
2,6-Dinitrotoluene	mg/kg	1	Org-022/025	<1	1	<1	<1	0	[NT]	[NT]
Acenaphthylene	mg/kg	0.5	Org-022/025	<0.5	1	<0.5	<0.5	0	[NT]	[NT]
3-Nitroaniline	mg/kg	1	Org-022/025	<1	1	<1	<1	0	[NT]	[NT]
Acenaphthene	mg/kg	0.5	Org-022/025	<0.5	1	<0.5	<0.5	0	114	114
2,4-dinitrophenol	mg/kg	10	Org-022/025	<10	1	<10	<10	0	[NT]	[NT]
4-nitrophenol	mg/kg	10	Org-022/025	<10	1	<10	<10	0	106	94
Dibenzofuran	mg/kg	1	Org-022/025	<1	1	<1	<1	0	[NT]	[NT]
diethylphthalate	mg/kg	1	Org-022/025	<1	1	<1	<1	0	110	116
4-chlorophenylphenylether	mg/kg	1	Org-022/025	<1	1	<1	<1	0	[NT]	[NT]

QUALITY CONTROL: SVOCs in Soil						Duplicate			Spike Recovery %	
Test Description	Units	PQL	Method	Blank	#	Base	Dup.	RPD	LCS-4	343138-1
4-nitroaniline	mg/kg	1	Org-022/025	<1	1	<1	<1	0	[NT]	[NT]
Fluorene	mg/kg	0.5	Org-022/025	<0.5	1	<0.5	<0.5	0	110	114
2-methyl-4,6-dinitrophenol	mg/kg	10	Org-022/025	<10	1	<10	<10	0	[NT]	[NT]
azobenzene	mg/kg	1	Org-022/025	<1	1	<1	<1	0	[NT]	[NT]
4-bromophenylphenylether	mg/kg	1	Org-022/025	<1	1	<1	<1	0	[NT]	[NT]
hexachlorobenzene	mg/kg	0.5	Org-022/025	<0.5	1	<0.5	<0.5	0	[NT]	[NT]
pentachlorophenol	mg/kg	5	Org-022/025	<5	1	<5	<5	0	98	86
Phenanthrene	mg/kg	0.5	Org-022/025	<0.5	1	<0.5	<0.5	0	110	114
Anthracene	mg/kg	0.5	Org-022/025	<0.5	1	<0.5	<0.5	0	[NT]	[NT]
carbazole	mg/kg	1	Org-022/025	<1	1	<1	<1	0	[NT]	[NT]
di-n-butylphthalate	mg/kg	1	Org-022/025	<1	1	<1	<1	0	[NT]	[NT]
Fluoranthene	mg/kg	0.5	Org-022/025	<0.5	1	<0.5	<0.5	0	110	116
Pyrene	mg/kg	0.5	Org-022/025	<0.5	1	<0.5	<0.5	0	114	120
butylbenzylphthalate	mg/kg	1	Org-022/025	<1	1	<1	<1	0	[NT]	[NT]
bis(2-ethylhexyl)phthalate	mg/kg	5	Org-022/025	<5	1	<5	<5	0	[NT]	[NT]
Benzo(a)anthracene	mg/kg	0.5	Org-022/025	<0.5	1	<0.5	<0.5	0	[NT]	[NT]
Chrysene	mg/kg	0.5	Org-022/025	<0.5	1	<0.5	<0.5	0	92	96
di-n-octylphthalate	mg/kg	1	Org-022/025	<1	1	<1	<1	0	[NT]	[NT]
Benzo(b+j+k)fluoranthene	mg/kg	1	Org-022/025	<1	1	<1	<1	0	[NT]	[NT]
Benzo(a)pyrene	mg/kg	0.5	Org-022/025	<0.5	1	<0.5	<0.5	0	104	108
Indeno(1,2,3-c,d)pyrene	mg/kg	0.5	Org-022/025	<0.5	1	<0.5	<0.5	0	[NT]	[NT]
Dibenzo(a,h)anthracene	mg/kg	0.5	Org-022/025	<0.5	1	<0.5	<0.5	0	[NT]	[NT]
Benzo(g,h,i)perylene	mg/kg	0.5	Org-022/025	<0.5	1	<0.5	<0.5	0	[NT]	[NT]
ethylmethanesulfonate	mg/kg	1	Org-022/025	<1	1	<1	<1	0	[NT]	[NT]
aniline	mg/kg	1	Org-022/025	<1	1	<1	<1	0	[NT]	[NT]
pentachloroethane	mg/kg	0.5	Org-022/025	<0.5	1	<0.5	<0.5	0	111	88
benzyl alcohol	mg/kg	1	Org-022/025	<1	1	<1	<1	0	[NT]	[NT]
acetophenone	mg/kg	1	Org-022/025	<1	1	<1	<1	0	[NT]	[NT]
N-nitrosomorpholine	mg/kg	1	Org-022/025	<1	1	<1	<1	0	[NT]	[NT]
N-nitrosopiperidine	mg/kg	1	Org-022/025	<1	1	<1	<1	0	[NT]	[NT]
2,6-dichlorophenol	mg/kg	0.5	Org-022/025	<0.5	1	<0.5	<0.5	0	106	108
hexachloropropene-1	mg/kg	0.5	Org-022/025	<0.5	1	<0.5	<0.5	0	92	98
N-nitroso-n-butylamine	mg/kg	1	Org-022/025	<1	1	<1	<1	0	[NT]	[NT]
safrole	mg/kg	1	Org-022/025	<1	1	<1	<1	0	[NT]	[NT]
1,2,4,5-tetrachlorobenzene	mg/kg	1	Org-022/025	<1	1	<1	<1	0	[NT]	[NT]
cis and trans iso-safrole	mg/kg	1	Org-022/025	<1	1	<1	<1	0	[NT]	[NT]
1,3-dinitrobenzene	mg/kg	1	Org-022/025	<1	1	<1	<1	0	[NT]	[NT]
pentachlorobenzene	mg/kg	0.5	Org-022/025	<0.5	1	<0.5	<0.5	0	[NT]	[NT]
1-naphthylamine	mg/kg	1	Org-022/025	<1	1	<1	<1	0	[NT]	[NT]
2,3,4,6-tetrachlorophenol	mg/kg	0.5	Org-022/025	<0.5	1	<0.5	<0.5	0	[NT]	[NT]

QUALITY CONTROL: SVOCs in Soil						Duplicate			Spike Recovery %	
Test Description	Units	PQL	Method	Blank	#	Base	Dup.	RPD	LCS-4	343138-1
2-naphthylamine	mg/kg	1	Org-022/025	<1	1	<1	<1	0	[NT]	[NT]
5-nitro-o-toluidine	mg/kg	1	Org-022/025	<1	1	<1	<1	0	[NT]	[NT]
diphenylamine	mg/kg	1	Org-022/025	<1	1	<1	<1	0	[NT]	[NT]
phenacetin	mg/kg	1	Org-022/025	<1	1	<1	<1	0	[NT]	[NT]
pentachloronitrobenzene	mg/kg	1	Org-022/025	<1	1	<1	<1	0	[NT]	[NT]
dinoseb	mg/kg	1	Org-022/025	<1	1	<1	<1	0	[NT]	[NT]
methapyrilene	mg/kg	1	Org-022/025	<1	1	<1	<1	0	[NT]	[NT]
p-dimethylaminoazobenzene	mg/kg	1	Org-022/025	<1	1	<1	<1	0	[NT]	[NT]
2-acetylaminofluorene	mg/kg	0.5	Org-022/025	<0.5	1	<0.5	<0.5	0	[NT]	[NT]
7,12-dimethylbenz(a)anthracene	mg/kg	0.5	Org-022/025	<0.5	1	<0.5	<0.5	0	[NT]	[NT]
3-methylcholanthrene	mg/kg	0.5	Org-022/025	<0.5	1	<0.5	<0.5	0	[NT]	[NT]
a-BHC	mg/kg	0.5	Org-022/025	<0.5	1	<0.5	<0.5	0	100	102
b-BHC	mg/kg	0.5	Org-022/025	<0.5	1	<0.5	<0.5	0	98	102
g-BHC	mg/kg	0.5	Org-022/025	<0.5	1	<0.5	<0.5	0	[NT]	[NT]
d-BHC	mg/kg	0.5	Org-022/025	<0.5	1	<0.5	<0.5	0	[NT]	[NT]
Heptachlor	mg/kg	0.5	Org-022/025	<0.5	1	<0.5	<0.5	0	94	98
Aldrin	mg/kg	0.5	Org-022/025	<0.5	1	<0.5	<0.5	0	98	104
Heptachlor Epoxide	mg/kg	0.5	Org-022/025	<0.5	1	<0.5	<0.5	0	104	110
g-Chlordane	mg/kg	0.5	Org-022/025	<0.5	1	<0.5	<0.5	0	[NT]	[NT]
a-Chlordane	mg/kg	0.5	Org-022/025	<0.5	1	<0.5	<0.5	0	[NT]	[NT]
Endosulfan I	mg/kg	0.5	Org-022/025	<0.5	1	<0.5	<0.5	0	[NT]	[NT]
p,p'-DDE	mg/kg	0.5	Org-022/025	<0.5	1	<0.5	<0.5	0	103	112
Dieldrin	mg/kg	0.5	Org-022/025	<0.5	1	<0.5	<0.5	0	110	116
Endrin	mg/kg	0.5	Org-022/025	<0.5	1	<0.5	<0.5	0	84	106
p,p'-DDD	mg/kg	0.5	Org-022/025	<0.5	1	<0.5	<0.5	0	96	106
Endosulfan II	mg/kg	0.5	Org-022/025	<0.5	1	<0.5	<0.5	0	[NT]	[NT]
Endrin Aldehyde	mg/kg	0.5	Org-022/025	<0.5	1	<0.5	<0.5	0	[NT]	[NT]
p,p'-DDT	mg/kg	0.5	Org-022/025	<0.5	1	<0.5	<0.5	0	[NT]	[NT]
Endrin Ketone	mg/kg	0.5	Org-022/025	<0.5	1	<0.5	<0.5	0	[NT]	[NT]
Endosulfan Sulphate	mg/kg	0.5	Org-022/025	<0.5	1	<0.5	<0.5	0	88	102
Methoxychlor	mg/kg	1	Org-022/025	<1	1	<1	<1	0	[NT]	[NT]
Dichlorvos	mg/kg	0.5	Org-022/025	<0.5	1	<0.5	<0.5	0	126	130
Mevinphos	mg/kg	0.5	Org-022/025	<0.5	1	<0.5	<0.5	0	[NT]	[NT]
Phorate	mg/kg	0.5	Org-022/025	<0.5	1	<0.5	<0.5	0	[NT]	[NT]
Dimethoate	mg/kg	0.5	Org-022/025	<0.5	1	<0.5	<0.5	0	[NT]	[NT]
Diazinon (dimpylate)	mg/kg	0.5	Org-022/025	<0.5	1	<0.5	<0.5	0	[NT]	[NT]
Disulfoton	mg/kg	0.5	Org-022/025	<0.5	1	<0.5	<0.5	0	[NT]	[NT]
Chloropyriphos-methyl	mg/kg	0.5	Org-022/025	<0.5	1	<0.5	<0.5	0	[NT]	[NT]
Parathion-methyl	mg/kg	0.5	Org-022/025	<0.5	1	<0.5	<0.5	0	[NT]	[NT]

QUALITY CONTROL: SVOCs in Soil						Duplicate			Spike Recovery %	
Test Description	Units	PQL	Method	Blank	#	Base	Dup.	RPD	LCS-4	343138-1
Ronnel (fenchlorphos)	mg/kg	0.5	Org-022/025	<0.5	1	<0.5	<0.5	0	106	110
Fenitrothion	mg/kg	0.5	Org-022/025	<0.5	1	<0.5	<0.5	0	102	106
Malathion (Maldison)	mg/kg	0.5	Org-022/025	<0.5	1	<0.5	<0.5	0	[NT]	[NT]
Chlorpyriphos	mg/kg	0.5	Org-022/025	<0.5	1	<0.5	<0.5	0	106	114
Fenthion	mg/kg	0.5	Org-022/025	<0.5	1	<0.5	<0.5	0	[NT]	[NT]
Parathion (Parathion-ethyl)	mg/kg	0.5	Org-022/025	<0.5	1	<0.5	<0.5	0	92	106
Bromophos Ethyl	mg/kg	0.5	Org-022/025	<0.5	1	<0.5	<0.5	0	[NT]	[NT]
Methidathion	mg/kg	0.5	Org-022/025	<0.5	1	<0.5	<0.5	0	[NT]	[NT]
Fenamiphos (Phenamiphos)	mg/kg	0.5	Org-022/025	<0.5	1	<0.5	<0.5	0	[NT]	[NT]
Ethion	mg/kg	0.5	Org-022/025	<0.5	1	<0.5	<0.5	0	96	102
Phosalone	mg/kg	0.5	Org-022/025	<0.5	1	<0.5	<0.5	0	[NT]	[NT]
Azinphos Methyl (Guthion)	mg/kg	0.5	Org-022/025	<0.5	1	<0.5	<0.5	0	[NT]	[NT]
Coumaphos (CoRal)	mg/kg	0.5	Org-022/025	<0.5	1	<0.5	<0.5	0	[NT]	[NT]
Surrogate 2-fluorophenol	%		Org-022/025	103	1	108	106	2	99	100
Surrogate Phenol-d_6	%		Org-022/025	101	1	101	102	1	93	99
Surrogate Nitrobenzene-d_5	%		Org-022/025	101	1	101	102	1	93	99
Surrogate 2-fluorobiphenyl	%		Org-022/025	99	1	106	105	1	95	99
Surrogate 2,4,6-Tribromophenol	%		Org-022/025	95	1	98	95	3	89	93
Surrogate p-Terphenyl-d_{14}	%		Org-022/025	102	1	112	108	4	95	102

QUALITY CONTROL: VOCs in soil					Duplicate				Spike Recovery %	
Test Description	Units	PQL	Method	Blank	#	Base	Dup.	RPD	LCS-4	[NT]
Date Extracted	-			07/02/2024	[NT]	[NT]	[NT]	[NT]	07/02/2024	[NT]
Date Analysed	-			12/02/2024	[NT]	[NT]	[NT]	[NT]	12/02/2024	[NT]
Dichlorodifluoromethane	mg/kg	1	Org-023	<1	[NT]	[NT]	[NT]	[NT]	[NT]	[NT]
Chloromethane	mg/kg	1	Org-023	<1	[NT]	[NT]	[NT]	[NT]	[NT]	[NT]
Vinyl Chloride	mg/kg	1	Org-023	<1	[NT]	[NT]	[NT]	[NT]	[NT]	[NT]
Bromomethane	mg/kg	1	Org-023	<1	[NT]	[NT]	[NT]	[NT]	[NT]	[NT]
Chloroethane	mg/kg	1	Org-023	<1	[NT]	[NT]	[NT]	[NT]	[NT]	[NT]
Trichlorofluoromethane	mg/kg	1	Org-023	<1	[NT]	[NT]	[NT]	[NT]	[NT]	[NT]
1,1-Dichloroethene	mg/kg	1	Org-023	<1	[NT]	[NT]	[NT]	[NT]	[NT]	[NT]
trans-1,2-Dichloroethene	mg/kg	1	Org-023	<1	[NT]	[NT]	[NT]	[NT]	[NT]	[NT]
1,1-Dichloroethane	mg/kg	1	Org-023	<1	[NT]	[NT]	[NT]	[NT]	97	[NT]
cis-1,2-Dichloroethene	mg/kg	1	Org-023	<1	[NT]	[NT]	[NT]	[NT]	[NT]	[NT]
Bromochloromethane	mg/kg	1	Org-023	<1	[NT]	[NT]	[NT]	[NT]	[NT]	[NT]
Chloroform	mg/kg	1	Org-023	<1	[NT]	[NT]	[NT]	[NT]	130	[NT]
2,2-Dichloropropane	mg/kg	1	Org-023	<1	[NT]	[NT]	[NT]	[NT]	[NT]	[NT]
1,2-Dichloroethane	mg/kg	1	Org-023	<1	[NT]	[NT]	[NT]	[NT]	91	[NT]
1,1,1-Trichloroethane	mg/kg	1	Org-023	<1	[NT]	[NT]	[NT]	[NT]	97	[NT]
1,1-Dichloropropene	mg/kg	1	Org-023	<1	[NT]	[NT]	[NT]	[NT]	[NT]	[NT]
Cyclohexane	mg/kg	1	Org-023	<1	[NT]	[NT]	[NT]	[NT]	[NT]	[NT]
Carbon Tetrachloride	mg/kg	1	Org-023	<1	[NT]	[NT]	[NT]	[NT]	[NT]	[NT]
Benzene	mg/kg	0.2	Org-023	<0.2	[NT]	[NT]	[NT]	[NT]	94	[NT]
Dibromomethane	mg/kg	1	Org-023	<1	[NT]	[NT]	[NT]	[NT]	[NT]	[NT]
1,2-Dichloropropane	mg/kg	1	Org-023	<1	[NT]	[NT]	[NT]	[NT]	[NT]	[NT]
Trichloroethene	mg/kg	1	Org-023	<1	[NT]	[NT]	[NT]	[NT]	84	[NT]
Bromodichloromethane	mg/kg	1	Org-023	<1	[NT]	[NT]	[NT]	[NT]	95	[NT]
trans-1,3-Dichloropropene	mg/kg	1	Org-023	<1	[NT]	[NT]	[NT]	[NT]	[NT]	[NT]
cis-1,3-Dichloropropene	mg/kg	1	Org-023	<1	[NT]	[NT]	[NT]	[NT]	[NT]	[NT]
1,1,2-Trichloroethane	mg/kg	1	Org-023	<1	[NT]	[NT]	[NT]	[NT]	[NT]	[NT]
Toluene	mg/kg	0.5	Org-023	<0.5	[NT]	[NT]	[NT]	[NT]	89	[NT]
1,3-Dichloropropane	mg/kg	1	Org-023	<1	[NT]	[NT]	[NT]	[NT]	[NT]	[NT]
Dibromochloromethane	mg/kg	1	Org-023	<1	[NT]	[NT]	[NT]	[NT]	88	[NT]
1,2-Dibromoethane	mg/kg	1	Org-023	<1	[NT]	[NT]	[NT]	[NT]	[NT]	[NT]
Tetrachloroethene	mg/kg	1	Org-023	<1	[NT]	[NT]	[NT]	[NT]	94	[NT]
1,1,1,2-Tetrachloroethane	mg/kg	1	Org-023	<1	[NT]	[NT]	[NT]	[NT]	[NT]	[NT]
Chlorobenzene	mg/kg	1	Org-023	<1	[NT]	[NT]	[NT]	[NT]	[NT]	[NT]
Ethylbenzene	mg/kg	1	Org-023	<1	[NT]	[NT]	[NT]	[NT]	91	[NT]
Bromoform	mg/kg	1	Org-023	<1	[NT]	[NT]	[NT]	[NT]	[NT]	[NT]
m+p-Xylene	mg/kg	2	Org-023	<2	[NT]	[NT]	[NT]	[NT]	92	[NT]
Styrene	mg/kg	1	Org-023	<1	[NT]	[NT]	[NT]	[NT]	[NT]	[NT]
1,1,2,2-Tetrachloroethane	mg/kg	1	Org-023	<1	[NT]	[NT]	[NT]	[NT]	[NT]	[NT]

QUALITY CONTROL: VOCs in soil					Duplicate				Spike Recovery %	
Test Description	Units	PQL	Method	Blank	#	Base	Dup.	RPD	LCS-4	[NT]
o-Xylene	mg/kg	1	Org-023	<1	[NT]	[NT]	[NT]	[NT]	92	[NT]
1,2,3-Trichloropropane	mg/kg	1	Org-023	<1	[NT]	[NT]	[NT]	[NT]	[NT]	[NT]
Isopropylbenzene	mg/kg	1	Org-023	<1	[NT]	[NT]	[NT]	[NT]	[NT]	[NT]
Bromobenzene	mg/kg	1	Org-023	<1	[NT]	[NT]	[NT]	[NT]	[NT]	[NT]
n-Propylbenzene	mg/kg	1	Org-023	<1	[NT]	[NT]	[NT]	[NT]	[NT]	[NT]
2-Chlorotoluene	mg/kg	1	Org-023	<1	[NT]	[NT]	[NT]	[NT]	[NT]	[NT]
4-Chlorotoluene	mg/kg	1	Org-023	<1	[NT]	[NT]	[NT]	[NT]	[NT]	[NT]
1,3,5-Trimethylbenzene	mg/kg	1	Org-023	<1	[NT]	[NT]	[NT]	[NT]	[NT]	[NT]
tert-Butylbenzene	mg/kg	1	Org-023	<1	[NT]	[NT]	[NT]	[NT]	[NT]	[NT]
1,2,4-Trimethylbenzene	mg/kg	1	Org-023	<1	[NT]	[NT]	[NT]	[NT]	[NT]	[NT]
1,3-Dichlorobenzene	mg/kg	1	Org-023	<1	[NT]	[NT]	[NT]	[NT]	[NT]	[NT]
sec-Butylbenzene	mg/kg	1	Org-023	<1	[NT]	[NT]	[NT]	[NT]	[NT]	[NT]
1,4-Dichlorobenzene	mg/kg	1	Org-023	<1	[NT]	[NT]	[NT]	[NT]	[NT]	[NT]
4-Isopropyltoluene	mg/kg	1	Org-023	<1	[NT]	[NT]	[NT]	[NT]	[NT]	[NT]
1,2-Dichlorobenzene	mg/kg	1	Org-023	<1	[NT]	[NT]	[NT]	[NT]	[NT]	[NT]
n-Butylbenzene	mg/kg	1	Org-023	<1	[NT]	[NT]	[NT]	[NT]	[NT]	[NT]
1,2-Dibromo-3-chloropropane	mg/kg	1	Org-023	<1	[NT]	[NT]	[NT]	[NT]	[NT]	[NT]
1,2,4-Trichlorobenzene	mg/kg	1	Org-023	<1	[NT]	[NT]	[NT]	[NT]	[NT]	[NT]
Hexachlorobutadiene	mg/kg	1	Org-023	<1	[NT]	[NT]	[NT]	[NT]	[NT]	[NT]
1,2,3-Trichlorobenzene	mg/kg	1	Org-023	<1	[NT]	[NT]	[NT]	[NT]	[NT]	[NT]
Surrogate Dibromofluoromethane	%		Org-023	98	[NT]	[NT]	[NT]	[NT]	99	[NT]
Surrogate aaa-Trifluorotoluene	%		Org-023	100	[NT]	[NT]	[NT]	[NT]	91	[NT]
Surrogate Toluene-d_8	%		Org-023	98	[NT]	[NT]	[NT]	[NT]	100	[NT]
Surrogate 4-Bromofluorobenzene	%		Org-023	98	[NT]	[NT]	[NT]	[NT]	99	[NT]

QUALITY CONTROL: vTRH(C6-C10)/BTEXN in Soil						Duplicate			Spike Recovery %	
Test Description	Units	PQL	Method	Blank	#	Base	Dup.	RPD	LCS-4	[NT]
Date extracted	-			07/02/2024	[NT]	[NT]	[NT]	[NT]	07/02/2024	[NT]
Date analysed	-			12/02/2024	[NT]	[NT]	[NT]	[NT]	12/02/2024	[NT]
TRH C_6 - C_9	mg/kg	25	Org-023	<25	[NT]	[NT]	[NT]	[NT]	92	[NT]
TRH C_6 - C_{10}	mg/kg	25	Org-023	<25	[NT]	[NT]	[NT]	[NT]	92	[NT]
Benzene	mg/kg	0.2	Org-023	<0.2	[NT]	[NT]	[NT]	[NT]	94	[NT]
Toluene	mg/kg	0.5	Org-023	<0.5	[NT]	[NT]	[NT]	[NT]	89	[NT]
Ethylbenzene	mg/kg	1	Org-023	<1	[NT]	[NT]	[NT]	[NT]	91	[NT]
m+p-xylene	mg/kg	2	Org-023	<2	[NT]	[NT]	[NT]	[NT]	92	[NT]
o-Xylene	mg/kg	1	Org-023	<1	[NT]	[NT]	[NT]	[NT]	92	[NT]
Naphthalene	mg/kg	1	Org-023	<1	[NT]	[NT]	[NT]	[NT]	[NT]	[NT]
Surrogate aaa-Trifluorotoluene	%		Org-023	100	[NT]	[NT]	[NT]	[NT]	91	[NT]

QUALITY CONTROL: svTRH (C10-C40) in Soil						Duplicate			Spike Recovery %	
Test Description	Units	PQL	Method	Blank	#	Base	Dup.	RPD	LCS-4	[NT]
Date extracted	-			07/02/2024	[NT]	[NT]	[NT]	[NT]	07/02/2024	[NT]
Date analysed	-			08/02/2024	[NT]	[NT]	[NT]	[NT]	08/02/2024	[NT]
TRH C_{10} - C_{14}	mg/kg	50	Org-020	<50	[NT]	[NT]	[NT]	[NT]	113	[NT]
TRH C_{15} - C_{28}	mg/kg	100	Org-020	<100	[NT]	[NT]	[NT]	[NT]	125	[NT]
TRH C_{29} - C_{36}	mg/kg	100	Org-020	<100	[NT]	[NT]	[NT]	[NT]	129	[NT]
TRH >C_{10} -C_{16}	mg/kg	50	Org-020	<50	[NT]	[NT]	[NT]	[NT]	113	[NT]
TRH >C_{16} -C_{34}	mg/kg	100	Org-020	<100	[NT]	[NT]	[NT]	[NT]	125	[NT]
TRH >C_{34} -C_{40}	mg/kg	100	Org-020	<100	[NT]	[NT]	[NT]	[NT]	129	[NT]
Surrogate o-Terphenyl	%		Org-020	87	[NT]	[NT]	[NT]	[NT]	94	[NT]

QUALITY CONTROL: PAHs in Soil						Duplicate			Spike Recovery %	
Test Description	Units	PQL	Method	Blank	#	Base	Dup.	RPD	LCS-4	343138-1
Date extracted	-			07/02/2024	1	07/02/2024	07/02/2024		07/02/2024	07/02/2024
Date analysed	-			08/02/2024	1	08/02/2024	08/02/2024		08/02/2024	08/02/2024
Naphthalene	mg/kg	0.1	Org-022/025	<0.1	1	<0.1	<0.1	0	104	108
Acenaphthylene	mg/kg	0.1	Org-022/025	<0.1	1	<0.1	<0.1	0	[NT]	[NT]
Acenaphthene	mg/kg	0.1	Org-022/025	<0.1	1	<0.1	<0.1	0	114	114
Fluorene	mg/kg	0.1	Org-022/025	<0.1	1	<0.1	<0.1	0	110	114
Phenanthrene	mg/kg	0.1	Org-022/025	<0.1	1	<0.1	<0.1	0	110	114
Anthracene	mg/kg	0.1	Org-022/025	<0.1	1	<0.1	<0.1	0	[NT]	[NT]
Fluoranthene	mg/kg	0.1	Org-022/025	<0.1	1	<0.1	<0.1	0	110	116
Pyrene	mg/kg	0.1	Org-022/025	<0.1	1	<0.1	<0.1	0	114	120
Benzo(a)anthracene	mg/kg	0.1	Org-022/025	<0.1	1	<0.1	<0.1	0	[NT]	[NT]
Chrysene	mg/kg	0.1	Org-022/025	<0.1	1	<0.1	<0.1	0	92	96
Benzo(b,j+k)fluoranthene	mg/kg	0.2	Org-022/025	<0.2	1	<0.2	<0.2	0	[NT]	[NT]
Benzo(a)pyrene	mg/kg	0.05	Org-022/025	<0.05	1	<0.05	<0.05	0	104	108
Indeno(1,2,3-c,d)pyrene	mg/kg	0.1	Org-022/025	<0.1	1	<0.1	<0.1	0	[NT]	[NT]
Dibenzo(a,h)anthracene	mg/kg	0.1	Org-022/025	<0.1	1	<0.1	<0.1	0	[NT]	[NT]
Benzo(g,h,i)perylene	mg/kg	0.1	Org-022/025	<0.1	1	<0.1	<0.1	0	[NT]	[NT]
Surrogate p-Terphenyl-d14	%		Org-022/025	102	1	112	108	4	95	102

QUALITY CONTROL: Organochlorine Pesticides in soil						Duplicate			Spike Recovery %	
Test Description	Units	PQL	Method	Blank	#	Base	Dup.	RPD	LCS-4	343138-1
Date extracted	-			07/02/2024	1	07/02/2024	07/02/2024		07/02/2024	07/02/2024
Date analysed	-			08/02/2024	1	08/02/2024	08/02/2024		08/02/2024	08/02/2024
alpha-BHC	mg/kg	0.1	Org-022/025	<0.1	1	<0.1	<0.1	0	100	102
HCB	mg/kg	0.1	Org-022/025	<0.1	1	<0.1	<0.1	0	[NT]	[NT]
beta-BHC	mg/kg	0.1	Org-022/025	<0.1	1	<0.1	<0.1	0	98	102
gamma-BHC	mg/kg	0.1	Org-022/025	<0.1	1	<0.1	<0.1	0	[NT]	[NT]
Heptachlor	mg/kg	0.1	Org-022/025	<0.1	1	<0.1	<0.1	0	94	98
delta-BHC	mg/kg	0.1	Org-022/025	<0.1	1	<0.1	<0.1	0	[NT]	[NT]
Aldrin	mg/kg	0.1	Org-022/025	<0.1	1	<0.1	<0.1	0	98	104
Heptachlor Epoxide	mg/kg	0.1	Org-022/025	<0.1	1	<0.1	<0.1	0	104	110
gamma-Chlordane	mg/kg	0.1	Org-022/025	<0.1	1	<0.1	<0.1	0	[NT]	[NT]
alpha-chlordane	mg/kg	0.1	Org-022/025	<0.1	1	<0.1	<0.1	0	[NT]	[NT]
Endosulfan I	mg/kg	0.1	Org-022/025	<0.1	1	<0.1	<0.1	0	[NT]	[NT]
pp-DDE	mg/kg	0.1	Org-022/025	<0.1	1	<0.1	<0.1	0	103	112
Dieldrin	mg/kg	0.1	Org-022/025	<0.1	1	<0.1	<0.1	0	110	116
Endrin	mg/kg	0.1	Org-022/025	<0.1	1	<0.1	<0.1	0	84	106
Endosulfan II	mg/kg	0.1	Org-022/025	<0.1	1	<0.1	<0.1	0	[NT]	[NT]
pp-DDD	mg/kg	0.1	Org-022/025	<0.1	1	<0.1	<0.1	0	96	106
Endrin Aldehyde	mg/kg	0.1	Org-022/025	<0.1	1	<0.1	<0.1	0	[NT]	[NT]
pp-DDT	mg/kg	0.1	Org-022/025	<0.1	1	<0.1	<0.1	0	[NT]	[NT]
Endosulfan Sulphate	mg/kg	0.1	Org-022/025	<0.1	1	<0.1	<0.1	0	88	102
Methoxychlor	mg/kg	0.1	Org-022/025	<0.1	1	<0.1	<0.1	0	[NT]	[NT]
Mirex	mg/kg	0.1	Org-022/025	<0.1	1	<0.1	<0.1	0	[NT]	[NT]
Surrogate 4-Chloro-3-NBTF	%		Org-022/025	95	1	95	96	1	85	91

QUALITY CONTROL: PCBs in Soil						Duplicate			Spike Recovery %	
Test Description	Units	PQL	Method	Blank	#	Base	Dup.	RPD	LCS-4	343138-1
Date extracted	-			07/02/2024	1	07/02/2024	07/02/2024		07/02/2024	07/02/2024
Date analysed	-			08/02/2024	1	08/02/2024	08/02/2024		08/02/2024	08/02/2024
Aroclor 1016	mg/kg	0.1	Org-021/022/025	<0.1	1	<0.1	<0.1	0	[NT]	[NT]
Aroclor 1221	mg/kg	0.1	Org-021/022/025	<0.1	1	<0.1	<0.1	0	[NT]	[NT]
Aroclor 1232	mg/kg	0.1	Org-021/022/025	<0.1	1	<0.1	<0.1	0	[NT]	[NT]
Aroclor 1242	mg/kg	0.1	Org-021/022/025	<0.1	1	<0.1	<0.1	0	[NT]	[NT]
Aroclor 1248	mg/kg	0.1	Org-021/022/025	<0.1	1	<0.1	<0.1	0	[NT]	[NT]
Aroclor 1254	mg/kg	0.1	Org-021/022/025	<0.1	1	<0.1	<0.1	0	112	120
Aroclor 1260	mg/kg	0.1	Org-021/022/025	<0.1	1	<0.1	<0.1	0	[NT]	[NT]
Surrogate 2-Fluorobiphenyl	%		Org-021/022/025	99	1	106	105	1	95	99

QUALITY CONTROL: Acid Extractable metals in soil						Duplicate			Spike Recovery %	
Test Description	Units	PQL	Method	Blank	#	Base	Dup.	RPD	LCS-1	[NT]
Date prepared	-			07/02/2024	[NT]	[NT]	[NT]	[NT]	07/02/2024	[NT]
Date analysed	-			08/02/2024	[NT]	[NT]	[NT]	[NT]	08/02/2024	[NT]
Arsenic	mg/kg	4	Metals-020	<4	[NT]	[NT]	[NT]	[NT]	110	[NT]
Cadmium	mg/kg	0.4	Metals-020	<0.4	[NT]	[NT]	[NT]	[NT]	113	[NT]
Chromium	mg/kg	1	Metals-020	<1	[NT]	[NT]	[NT]	[NT]	108	[NT]
Copper	mg/kg	1	Metals-020	<1	[NT]	[NT]	[NT]	[NT]	109	[NT]
Lead	mg/kg	1	Metals-020	<1	[NT]	[NT]	[NT]	[NT]	107	[NT]
Mercury	mg/kg	0.1	Metals-021	<0.1	[NT]	[NT]	[NT]	[NT]	105	[NT]
Nickel	mg/kg	1	Metals-020	<1	[NT]	[NT]	[NT]	[NT]	108	[NT]
Zinc	mg/kg	1	Metals-020	<1	[NT]	[NT]	[NT]	[NT]	108	[NT]

QUALITY CONTROL: PFAS in Soils Extended					Duplicate				Spike Recovery %	
Test Description	Units	PQL	Method	Blank	#	Base	Dup.	RPD	LCS-4	[NT]
Date prepared	-			07/02/2024	[NT]	[NT]	[NT]	[NT]	07/02/2024	[NT]
Date analysed	-			07/02/2024	[NT]	[NT]	[NT]	[NT]	07/02/2024	[NT]
Perfluorobutanesulfonic acid	µg/kg	0.1	Org-029	<0.1	[NT]	[NT]	[NT]	[NT]	98	[NT]
Perfluoropentanesulfonic acid	µg/kg	0.1	Org-029	<0.1	[NT]	[NT]	[NT]	[NT]	98	[NT]
Perfluorohexanesulfonic acid - PFHxS	µg/kg	0.1	Org-029	<0.1	[NT]	[NT]	[NT]	[NT]	96	[NT]
Perfluoroheptanesulfonic acid	µg/kg	0.1	Org-029	<0.1	[NT]	[NT]	[NT]	[NT]	95	[NT]
Perfluorooctanesulfonic acid PFOS	µg/kg	0.1	Org-029	<0.1	[NT]	[NT]	[NT]	[NT]	107	[NT]
Perfluorodecanesulfonic acid	µg/kg	0.2	Org-029	<0.2	[NT]	[NT]	[NT]	[NT]	102	[NT]
Perfluorobutanoic acid	µg/kg	0.2	Org-029	<0.2	[NT]	[NT]	[NT]	[NT]	93	[NT]
Perfluoropentanoic acid	µg/kg	0.2	Org-029	<0.2	[NT]	[NT]	[NT]	[NT]	105	[NT]
Perfluorohexanoic acid	µg/kg	0.1	Org-029	<0.1	[NT]	[NT]	[NT]	[NT]	110	[NT]
Perfluoroheptanoic acid	µg/kg	0.1	Org-029	<0.1	[NT]	[NT]	[NT]	[NT]	84	[NT]
Perfluorooctanoic acid PFOA	µg/kg	0.1	Org-029	<0.1	[NT]	[NT]	[NT]	[NT]	105	[NT]
Perfluorononanoic acid	µg/kg	0.1	Org-029	<0.1	[NT]	[NT]	[NT]	[NT]	113	[NT]
Perfluorodecanoic acid	µg/kg	0.5	Org-029	<0.5	[NT]	[NT]	[NT]	[NT]	80	[NT]
Perfluoroundecanoic acid	µg/kg	0.5	Org-029	<0.5	[NT]	[NT]	[NT]	[NT]	103	[NT]
Perfluorododecanoic acid	µg/kg	0.5	Org-029	<0.5	[NT]	[NT]	[NT]	[NT]	98	[NT]
Perfluorotridecanoic acid	µg/kg	0.5	Org-029	<0.5	[NT]	[NT]	[NT]	[NT]	123	[NT]
Perfluorotetradecanoic acid	µg/kg	5	Org-029	<5	[NT]	[NT]	[NT]	[NT]	95	[NT]
4:2 FTS	µg/kg	0.1	Org-029	<0.1	[NT]	[NT]	[NT]	[NT]	87	[NT]
6:2 FTS	µg/kg	0.1	Org-029	<0.1	[NT]	[NT]	[NT]	[NT]	101	[NT]
8:2 FTS	µg/kg	0.2	Org-029	<0.2	[NT]	[NT]	[NT]	[NT]	89	[NT]
10:2 FTS	µg/kg	0.2	Org-029	<0.2	[NT]	[NT]	[NT]	[NT]	133	[NT]
Perfluorooctane sulfonamide	µg/kg	1	Org-029	<1	[NT]	[NT]	[NT]	[NT]	87	[NT]
N-Methyl perfluorooctane sulfonamide	µg/kg	1	Org-029	<1	[NT]	[NT]	[NT]	[NT]	106	[NT]
N-Ethyl perfluorooctanesulfon amide	µg/kg	1	Org-029	<1	[NT]	[NT]	[NT]	[NT]	100	[NT]
N-Me perfluorooctanesulfonamid oethanol	µg/kg	1	Org-029	<1	[NT]	[NT]	[NT]	[NT]	95	[NT]
N-Et perfluorooctanesulfonamid oethanol	µg/kg	5	Org-029	<5	[NT]	[NT]	[NT]	[NT]	99	[NT]
MePerfluorooctanesulf- amid oacetic acid	µg/kg	0.2	Org-029	<0.2	[NT]	[NT]	[NT]	[NT]	106	[NT]
EtPerfluorooctanesulf amid oacetic acid	µg/kg	0.2	Org-029	<0.2	[NT]	[NT]	[NT]	[NT]	93	[NT]
Surrogate $^{13}C_8$ *PFOS*	%		Org-029	96	[NT]	[NT]	[NT]	[NT]	102	[NT]
Surrogate $^{13}C_2$ *PFOA*	%		Org-029	105	[NT]	[NT]	[NT]	[NT]	109	[NT]

QUALITY CONTROL: PFAS in Soils Extended					Duplicate				Spike Recovery %	
Test Description	Units	PQL	Method	Blank	#	Base	Dup.	RPD	LCS-4	[NT]
Extracted ISTD $^{13}C_3$ *PFBS*	%		Org-029	118	[NT]	[NT]	[NT]	[NT]	111	[NT]
Extracted ISTD $^{18}O_2$ *PFHxS*	%		Org-029	126	[NT]	[NT]	[NT]	[NT]	124	[NT]
Extracted ISTD $^{13}C_4$ *PFOS*	%		Org-029	104	[NT]	[NT]	[NT]	[NT]	100	[NT]
Extracted ISTD $^{13}C_4$ *PFBA*	%		Org-029	104	[NT]	[NT]	[NT]	[NT]	103	[NT]
Extracted ISTD $^{13}C_3$ *PFPeA*	%		Org-029	100	[NT]	[NT]	[NT]	[NT]	100	[NT]
Extracted ISTD $^{13}C_2$ *PFHxA*	%		Org-029	113	[NT]	[NT]	[NT]	[NT]	107	[NT]
Extracted ISTD $^{13}C_4$ *PFHpA*	%		Org-029	128	[NT]	[NT]	[NT]	[NT]	123	[NT]
Extracted ISTD $^{13}C_4$ *PFOA*	%		Org-029	104	[NT]	[NT]	[NT]	[NT]	100	[NT]
Extracted ISTD $^{13}C_5$ *PFNA*	%		Org-029	106	[NT]	[NT]	[NT]	[NT]	99	[NT]
Extracted ISTD $^{13}C_2$ *PFDA*	%		Org-029	120	[NT]	[NT]	[NT]	[NT]	113	[NT]
Extracted ISTD $^{13}C_2$ *PFUnDA*	%		Org-029	116	[NT]	[NT]	[NT]	[NT]	105	[NT]
Extracted ISTD $^{13}C_2$ *PFDoDA*	%		Org-029	101	[NT]	[NT]	[NT]	[NT]	98	[NT]
Extracted ISTD $^{13}C_2$ *PFTeDA*	%		Org-029	118	[NT]	[NT]	[NT]	[NT]	113	[NT]
Extracted ISTD $^{13}C_2$ *4:2FTS*	%		Org-029	124	[NT]	[NT]	[NT]	[NT]	125	[NT]
Extracted ISTD $^{13}C_2$ *6:2FTS*	%		Org-029	126	[NT]	[NT]	[NT]	[NT]	118	[NT]
Extracted ISTD $^{13}C_2$ *8:2FTS*	%		Org-029	129	[NT]	[NT]	[NT]	[NT]	135	[NT]
Extracted ISTD $^{13}C_8$ *FOSA*	%		Org-029	134	[NT]	[NT]	[NT]	[NT]	127	[NT]
Extracted ISTD d_3 *N MeFOSA*	%		Org-029	134	[NT]	[NT]	[NT]	[NT]	133	[NT]
Extracted ISTD d_5 *N EtFOSA*	%		Org-029	130	[NT]	[NT]	[NT]	[NT]	121	[NT]
Extracted ISTD d_7 *N MeFOSE*	%		Org-029	140	[NT]	[NT]	[NT]	[NT]	140	[NT]

QUALITY CONTROL: PFAS in Soils Extended					Duplicate				Spike Recovery %	
Test Description	Units	PQL	Method	Blank	#	Base	Dup.	RPD	LCS-4	[NT]
Extracted ISTD d_9 *N EtFOSE*	%		Org-029	125	[NT]	[NT]	[NT]	[NT]	125	[NT]
Extracted ISTD d_3 *N MeFOSAA*	%		Org-029	115	[NT]	[NT]	[NT]	[NT]	120	[NT]
Extracted ISTD d_5 *N EtFOSAA*	%		Org-029	139	[NT]	[NT]	[NT]	[NT]	132	[NT]

Result Definitions

NT	Not tested
NA	Test not required
INS	Insufficient sample for this test
PQL	Practical Quantitation Limit
<	Less than
>	Greater than
RPD	Relative Percent Difference
LCS	Laboratory Control Sample
NS	Not specified
NEPM	National Environmental Protection Measure
NR	Not Reported

Quality Control Definitions

Blank	This is the component of the analytical signal which is not derived from the sample but from reagents, glassware etc, can be determined by processing solvents and reagents in exactly the same manner as for samples.
Duplicate	This is the complete duplicate analysis of a sample from the process batch. If possible, the sample selected should be one where the analyte concentration is easily measurable.
Matrix Spike	A portion of the sample is spiked with a known concentration of target analyte. The purpose of the matrix spike is to monitor the performance of the analytical method used and to determine whether matrix interferences exist.
LCS (Laboratory Control Sample)	This comprises either a standard reference material or a control matrix (such as a blank sand or water) fortified with analytes representative of the analyte class. It is simply a check sample.
Surrogate Spike	Surrogates are known additions to each sample, blank, matrix spike and LCS in a batch, of compounds which are similar to the analyte of interest, however are not expected to be found in real samples.

Australian Drinking Water Guidelines recommend that Thermotolerant Coliform, Faecal Enterococci, & E.Coli levels are less than 1cfu/100mL. The recommended maximums are taken from "Australian Drinking Water Guidelines", published by NHMRC & ARMC 2011.

The recommended maximums for analytes in urine are taken from “2018 TLVs and BEIs”, as published by ACGIH (where available). Limit provided for Nickel is a precautionary guideline as per Position Paper prepared by AIOH Exposure Standards Committee, 2016.

Guideline limits for Rinse Water Quality reported as per analytical requirements and specifications of AS 4187, Amdt 2 2019, Table 7.2

Laboratory Acceptance Criteria

Duplicate sample and matrix spike recoveries may not be reported on smaller jobs, however, were analysed at a frequency to meet or exceed NEPM requirements. All samples are tested in batches of 20. The duplicate sample RPD and matrix spike recoveries for the batch were within the laboratory acceptance criteria.

Filters, swabs, wipes, tubes and badges will not have duplicate data as the whole sample is generally extracted during sample extraction.

Spikes for Physical and Aggregate Tests are not applicable.

For VOCs in water samples, three vials are required for duplicate or spike analysis.

Duplicates: >10xPQL - RPD acceptance criteria will vary depending on the analytes and the analytical techniques but is typically in the range 20%-50% – see ELN-P05 QA/QC tables for details; <10xPQL - RPD are higher as the results approach PQL and the estimated measurement uncertainty will statistically increase.

Matrix Spikes, LCS and Surrogate recoveries: Generally 70-130% for inorganics/metals (not SPOCAS); 60-140% for organics/SPOCAS (+/-50% surrogates) and 10-140% for labile SVOCs (including labile surrogates), ultra trace organics and speciated phenols is acceptable.

In circumstances where no duplicate and/or sample spike has been reported at 1 in 10 and/or 1 in 20 samples respectively, the sample volume submitted was insufficient in order to satisfy laboratory QA/QC protocols.

When samples are received where certain analytes are outside of recommended technical holding times (THTs), the analysis has proceeded. Where analytes are on the verge of breaching THTs, every effort will be made to analyse within the THT or as soon as practicable.

Where sampling dates are not provided, Envirolab are not in a position to comment on the validity of the analysis where recommended technical holding times may have been breached.

Where matrix spike recoveries fall below the lower limit of the acceptance criteria (e.g. for non-labile or standard Organics <60%), positive result(s) in the parent sample will subsequently have a higher than typical estimated uncertainty (MU estimates supplied on request) and in these circumstances the sample result is likely biased significantly low.

Measurement Uncertainty estimates are available for most tests upon request.

Analysis of aqueous samples typically involves the extraction/digestion and/or analysis of the liquid phase only (i.e. NOT any settled sediment phase but inclusive of suspended particles if present), unless stipulated on the Envirolab COC and/or by correspondence. Notable exceptions include certain Physical Tests (pH/EC/BOD/COD/Apparent Colour etc.), Solids testing, total recoverable metals and PFAS where solids are included by default.

Samples for Microbiological analysis (not Amoeba forms) received outside of the 2-8°C temperature range do not meet the ideal cooling conditions as stated in AS2031-2012.

Report Comments

For PFAS Extracted Internal Standards denoted with # or outside the 50-150% acceptance range, the respective target analyte results may be unaffected, in other circumstances the PQL has been raised to accommodate the outlier(s).

senversa

Chain of Custody Documentation

Senversa Pty Ltd
www.senversa.com.au
ABN 89 132 231 380

Laboratory: mgt/Eurofins
Address:
Contact: Sample Receipt
Phone:

Job Number:	21182	Purchase Order:	
Project Name:	Smithfield	Quote No:	
Sampled By:	Julia	Turn Around Time:	Standard
Project Manager:	Julia		
Send Invoice to	supplieraccounts@senversa.com.au	Page:	1 of 1
Email Report To:	julia.archeher@senversa.com.au	Phone/Mobile:	

Sample Information					Container Information		Analysis Required											
Lab ID	Sample ID	Matrix *	Date	Time	Type / Code	Total Bottles	TRH, BTEX, PAH, heavy metals	VOCs, SVOCs	OCPs, PCBs	PFAS 28 compound							HOLD	Comments e.g. Highly contaminated sample, hazardous materials present, trace LORs etc.
1	QC200	Soil	5/02/2024		J+P+B		X	X	X	X								
Total																		

Envirolab Services
12 Ashley St
Chatswood NSW 2067
Ph: (02) 9910 6200

ENVIROLAB

Job No: 343136

Date Received: 6/2/24
Time Received: 1228
Received By: ES
Temp: Cool/Ambient
Cooling: Ice/Icepack
Security: Intact/Broken/None

Sampler: I attest that proper field sampling procedures in accordance with Senversa standard procedures and/or project specifications were used during the collection of these samples:

Sampler Name: Julia | Signature: Julia | Date: 7/12/2023

Relinquished By:		Method of Shipment (if applicable):	Received by:	
Name/Signature:	Date:	Carrier / Reference #:	Name/Signature:	Date:
Of:	Time:	Date/Time:	Of:	Time:
Name/Signature:	Date:	Carrier / Reference #:	Name/Signature:	Date:
Of:	Time:	Date/Time:	Of:	Time:
Name/Signature:	Date:	Carrier / Reference #:	Name/Signature:	Date:
Of:	Time:	Date/Time:	Of:	Time:

*Nitric Preserved ORC; SH = Sodium Hydroxide (NaOH)/Cadmium (Cd) Preserved, S = Sodium Hydroxide Preserved Plastic, STH = Sodium thiosulfate preserved plastic, VSA = Sulphuric Preserved Amber Glass, H = HCl Preserved Plastic; HS = HCl Preserved Speciation Bottle, SP = Sulphuric Preserved Plastic; Bottles: ST = Sterile Bottle, UA = Unpreserved Amber Glass, L=Lugol's iodine preserved white plastic bottle, SW= sulfuric acid preserved wide mouth glass jar

Completed by: _____
Checked by: _____

Envirolab Services Pty Ltd
ABN 37 112 535 645
12 Ashley St Chatswood NSW 2067
ph 02 9910 6200 fax 02 9910 6201
customerservice@envirolab.com.au
www.envirolab.com.au

DATA QUALITY ASSESSMENT SUMMARY

Report Details

Envirolab Report Reference	**343138**
Client ID	Senversa Pty Ltd
Project Reference	21182, Smithfield
Date Issued	12/02/2024

QC DATA

All laboratory QC data was within the Envirolab Group's specifications.

HOLDING TIME COMPLIANCE EVALUATION

All preservation / holding times (based on AS/ASPHA/ISO/NEPM/USEPA reference documents and standards) are compliant.

Certain analyses have had their recommended technical holding times elongated by filtering and/or freezing on receipt at the laboratory (e.g. BOD, chlorophyll/Pheophytin, nutrients and acid sulphate soil tests).

COMPLIANCE TO QC FREQUENCY (NEPM)

Internal laboratory QC rate complies with NEPM requirements (LCS/MB/MS 1 in 20, Duplicates 1 in 10 samples). Note, samples are batched together with other sample consignments in order to assign QC sample frequency.

QC Evaluation

Duplicate(s) was performed as per NEPM frequency	✓
Laboratory Control Sample(s) were analysed with the samples received	✓
A Method Blank was performed with the samples received	✓
Matrix spike(s) was performed as per NEPM frequency (Not Applicable for Air samples)	✓

Refer to Certificate of Analysis for all Quality Control data.

Envirolab Services Pty Ltd
ABN 37 112 535 645
12 Ashley St Chatswood NSW 2067
ph 02 9910 6200 fax 02 9910 6201
customerservice@envirolab.com.au
www.envirolab.com.au

SAMPLE RECEIPT ADVICE

Client Details

Client	Senversa Pty Ltd
Attention	Julia Nicholson

Sample Login Details

Your reference	21182, Smithfield
Envirolab Reference	343138
Date Sample Received	06/02/2024
Date Instructions Received	06/02/2024
Date Results Expected to be Reported	13/02/2024

Sample Condition

Samples received in appropriate condition for analysis	Yes
No. of Samples Provided	1 Soil
Turnaround Time Requested	Standard
Temperature on Receipt (°C)	5
Cooling Method	Ice
Sampling Date Provided	YES

Comments

Date on sample jar: 03/02/2024

Please direct any queries to:

Aileen Hie	Jacinta Hurst
Phone: 02 9910 6200	**Phone: 02 9910 6200**
Fax: 02 9910 6201	**Fax: 02 9910 6201**
Email: ahie@envirolab.com.au	**Email: jhurst@envirolab.com.au**

Analysis Underway, details on the following page:

Envirolab Services Pty Ltd
ABN 37 112 535 645
12 Ashley St Chatswood NSW 2067
ph 02 9910 6200 fax 02 9910 6201
customerservice@envirolab.com.au
www.envirolab.com.au

Sample ID	SVOCs in Soil	VOCs in soil	vTRH(C6-C10)/BTEXN in Soil	svTRH (C10-C40) in Soil	PAHs in Soil	Organochlorine Pesticides in soil	PCBs in Soil	Acid Extractable metalsin soil	PFAS in Soils Extended
QC200	✓	✓	✓	✓	✓	✓	✓	✓	✓

The '✓' indicates the testing you have requested. **THIS IS NOT A REPORT OF THE RESULTS.**

Additional Info

Sample storage - Waters are routinely disposed of approximately 1 month and soils approximately 2 months from receipt.
Requests for longer term sample storage must be received in writing.
Please contact the laboratory immediately if observed settled sediment present in water samples is to be included in the extraction and/or analysis (exceptions include certain Physical Tests (pH/EC/BOD/COD/Apparent Colour etc.), Solids testing, Total Recoverable metals and PFAS analysis where solids are included by default.
TAT for Micro is dependent on incubation. This varies from 3 to 6 days.

Envirolab Services Pty Ltd
ABN 37 112 535 645
12 Ashley St Chatswood NSW 2067
ph 02 9910 6200 fax 02 9910 6201
customerservice@envirolab.com.au
www.envirolab.com.au

CERTIFICATE OF ANALYSIS 344413

Client Details

Client	Senversa Pty Ltd
Attention	Julia Nicholson
Address	6/15 William St, Melbourne, VIC, 3000

Sample Details

Your Reference	**21182 Smithfield**
Number of Samples	1 Soil
Date samples received	20/02/2024
Date completed instructions received	20/02/2024

Analysis Details

Please refer to the following pages for results, methodology summary and quality control data.

Samples were analysed as received from the client. Results relate specifically to the samples as received.

Results are reported on a dry weight basis for solids and on an as received basis for other matrices.

Please refer to the last page of this report for any comments relating to the results.

Report Details

Date results requested by	27/02/2024
Date of Issue	27/02/2024

NATA Accreditation Number 2901. This document shall not be reproduced except in full.

Accredited for compliance with ISO/IEC 17025 - Testing. **Tests not covered by NATA are denoted with ***

Results Approved By
Dragana Tomas, Senior Chemist
Liam Timmins, Organics Supervisor
Loren Bardwell, Development Chemist
Timothy Toll, Senior Chemist

Authorised By
Nancy Zhang, Laboratory Manager

VOCs in soil		
Our Reference		344413-1
Your Reference	UNITS	QC201
Date Sampled		16/02/2024
Type of sample		Soil
Date Extracted	-	21/02/2024
Date Analysed	-	23/02/2024
Dichlorodifluoromethane	mg/kg	<1
Chloromethane	mg/kg	<1
Vinyl Chloride	mg/kg	<1
Bromomethane	mg/kg	<1
Chloroethane	mg/kg	<1
Trichlorofluoromethane	mg/kg	<1
1,1-Dichloroethene	mg/kg	<1
trans-1,2-Dichloroethene	mg/kg	<1
1,1-Dichloroethane	mg/kg	<1
cis-1,2-Dichloroethene	mg/kg	<1
Bromochloromethane	mg/kg	<1
Chloroform	mg/kg	<1
2,2-Dichloropropane	mg/kg	<1
1,2-Dichloroethane	mg/kg	<1
1,1,1-Trichloroethane	mg/kg	<1
1,1-Dichloropropene	mg/kg	<1
Cyclohexane	mg/kg	<1
Carbon Tetrachloride	mg/kg	<1
Benzene	mg/kg	<0.2
Dibromomethane	mg/kg	<1
1,2-Dichloropropane	mg/kg	<1
Trichloroethene	mg/kg	<1
Bromodichloromethane	mg/kg	<1
trans-1,3-Dichloropropene	mg/kg	<1
cis-1,3-Dichloropropene	mg/kg	<1
1,1,2-Trichloroethane	mg/kg	<1
Toluene	mg/kg	<0.5
1,3-Dichloropropane	mg/kg	<1
Dibromochloromethane	mg/kg	<1
1,2-Dibromoethane	mg/kg	<1
Tetrachloroethene	mg/kg	<1
1,1,1,2-Tetrachloroethane	mg/kg	<1
Chlorobenzene	mg/kg	<1
Ethylbenzene	mg/kg	<1

VOCs in soil		
Our Reference		344413-1
Your Reference	UNITS	QC201
Date Sampled		16/02/2024
Type of sample		Soil
Bromoform	mg/kg	<1
m+p-Xylene	mg/kg	<2
Styrene	mg/kg	<1
1,1,2,2-Tetrachloroethane	mg/kg	<1
o-Xylene	mg/kg	<1
1,2,3-Trichloropropane	mg/kg	<1
Isopropylbenzene	mg/kg	<1
Bromobenzene	mg/kg	<1
n-Propylbenzene	mg/kg	<1
2-Chlorotoluene	mg/kg	<1
4-Chlorotoluene	mg/kg	<1
1,3,5-Trimethylbenzene	mg/kg	<1
tert-Butylbenzene	mg/kg	<1
1,2,4-Trimethylbenzene	mg/kg	<1
1,3-Dichlorobenzene	mg/kg	<1
sec-Butylbenzene	mg/kg	<1
1,4-Dichlorobenzene	mg/kg	<1
4-Isopropyltoluene	mg/kg	<1
1,2-Dichlorobenzene	mg/kg	<1
n-Butylbenzene	mg/kg	<1
1,2-Dibromo-3-chloropropane	mg/kg	<1
1,2,4-Trichlorobenzene	mg/kg	<1
Hexachlorobutadiene	mg/kg	<1
1,2,3-Trichlorobenzene	mg/kg	<1
Surrogate Dibromofluoromethane	%	102
Surrogate aaa-Trifluorotoluene	%	101
Surrogate Toluene-d_8	%	99
Surrogate 4-Bromofluorobenzene	%	94

SVOCs in Soil		
Our Reference		344413-1
Your Reference	UNITS	QC201
Date Sampled		16/02/2024
Type of sample		Soil
Date extracted	-	21/02/2024
Date analysed	-	26/02/2024
Phenol	mg/kg	<0.5
Bis-(2-chloroethyl) ether	mg/kg	<1
2-Chlorophenol	mg/kg	<0.5
1,3-Dichlorobenzene	mg/kg	<0.5
1,4-Dichlorobenzene	mg/kg	<0.5
2-Methylphenol	mg/kg	<0.5
1,2-Dichlorobenzene	mg/kg	<0.5
Bis (2-chloroisopropyl) ether	mg/kg	<1
3/4-Methylphenol	mg/kg	<1
N-nitrosodi-n-propylamine	mg/kg	<1
Hexachloroethane	mg/kg	<0.5
Nitrobenzene	mg/kg	<1
Isophorone	mg/kg	<1
2,4-Dimethylphenol	mg/kg	<0.5
2-Nitrophenol	mg/kg	<0.5
Bis(2-chloroethoxy)methane	mg/kg	<1
2,4-Dichlorophenol	mg/kg	<0.5
1,2,4-Trichlorobenzene	mg/kg	<0.5
Naphthalene	mg/kg	<0.5
4-Chloroaniline	mg/kg	<1
Hexachlorobutadiene	mg/kg	<0.5
4-Chloro-3-methylphenol	mg/kg	<5
2-Methylnaphthalene	mg/kg	<0.5
Hexachlorocyclopentadiene	mg/kg	<2
2,4,6-trichlorophenol	mg/kg	<0.5
2,4,5-trichlorophenol	mg/kg	<0.5
2-Chloronaphthalene	mg/kg	<0.5
2-nitroaniline	mg/kg	<1
Dimethylphthalate	mg/kg	<1
2,6-Dinitrotoluene	mg/kg	<1
Acenaphthylene	mg/kg	<0.5
3-Nitroaniline	mg/kg	<1
Acenaphthene	mg/kg	<0.5
2,4-dinitrophenol	mg/kg	<10

SVOCs in Soil		
Our Reference		344413-1
Your Reference	UNITS	QC201
Date Sampled		16/02/2024
Type of sample		Soil
4-nitrophenol	mg/kg	<10
Dibenzofuran	mg/kg	<1
diethylphthalate	mg/kg	<1
4-chlorophenylphenylether	mg/kg	<1
4-nitroaniline	mg/kg	<1
Fluorene	mg/kg	<0.5
2-methyl-4,6-dinitrophenol	mg/kg	<10
azobenzene	mg/kg	<1
4-bromophenylphenylether	mg/kg	<1
hexachlorobenzene	mg/kg	<0.5
pentachlorophenol	mg/kg	<5
Phenanthrene	mg/kg	<0.5
Anthracene	mg/kg	<0.5
carbazole	mg/kg	<1
di-n-butylphthalate	mg/kg	<1
Fluoranthene	mg/kg	<0.5
Pyrene	mg/kg	<0.5
butylbenzylphthalate	mg/kg	<1
bis(2-ethylhexyl)phthalate	mg/kg	<5
Benzo(a)anthracene	mg/kg	<0.5
Chrysene	mg/kg	<0.5
di-n-octylphthalate	mg/kg	<1
Benzo(b+j+k)fluoranthene	mg/kg	<1
Benzo(a)pyrene	mg/kg	<0.5
Indeno(1,2,3-c,d)pyrene	mg/kg	<0.5
Dibenzo(a,h)anthracene	mg/kg	<0.5
Benzo(g,h,i)perylene	mg/kg	<0.5
ethylmethanesulfonate	mg/kg	<1
aniline	mg/kg	<1
pentachloroethane	mg/kg	<0.5
benzyl alcohol	mg/kg	<1
acetophenone	mg/kg	<1
N-nitrosomorpholine	mg/kg	<1
N-nitrosopiperidine	mg/kg	<1
2,6-dichlorophenol	mg/kg	<0.5
hexachloropropene-1	mg/kg	<0.5
N-nitroso-n-butylamine	mg/kg	<1

SVOCs in Soil		
Our Reference		344413-1
Your Reference	UNITS	QC201
Date Sampled		16/02/2024
Type of sample		Soil
safrole	mg/kg	<1
1,2,4,5-tetrachlorobenzene	mg/kg	<1
cis and trans iso-safrole	mg/kg	<1
1,3-dinitrobenzene	mg/kg	<1
pentachlorobenzene	mg/kg	<0.5
1-naphthylamine	mg/kg	<1
2,3,4,6-tetrachlorophenol	mg/kg	<0.5
2-naphthylamine	mg/kg	<1
5-nitro-o-toluidine	mg/kg	<1
diphenylamine	mg/kg	<1
phenacetin	mg/kg	<1
pentachloronitrobenzene	mg/kg	<1
dinoseb	mg/kg	<1
methapyrilene	mg/kg	<1
p-dimethylaminoazobenzene	mg/kg	<1
2-acetylaminofluorene	mg/kg	<0.5
7,12-dimethylbenz(a)anthracene	mg/kg	<0.5
3-methylcholanthrene	mg/kg	<0.5
a-BHC	mg/kg	<0.5
b-BHC	mg/kg	<0.5
g-BHC	mg/kg	<0.5
d-BHC	mg/kg	<0.5
Heptachlor	mg/kg	<0.5
Aldrin	mg/kg	<0.5
Heptachlor Epoxide	mg/kg	<0.5
g-Chlordane	mg/kg	<0.5
a-Chlordane	mg/kg	<0.5
Endosulfan I	mg/kg	<0.5
p,p'-DDE	mg/kg	<0.5
Dieldrin	mg/kg	<0.5
Endrin	mg/kg	<0.5
p,p'-DDD	mg/kg	<0.5
Endosulfan II	mg/kg	<0.5
Endrin Aldehyde	mg/kg	<0.5
p,p'-DDT	mg/kg	<0.5
Endrin Ketone	mg/kg	<0.5
Endosulfan Sulphate	mg/kg	<0.5

SVOCs in Soil		
Our Reference		344413-1
Your Reference	UNITS	QC201
Date Sampled		16/02/2024
Type of sample		Soil
Methoxychlor	mg/kg	<1
Dichlorvos	mg/kg	<0.5
Mevinphos	mg/kg	<0.5
Phorate	mg/kg	<0.5
Dimethoate	mg/kg	<0.5
Diazinon (dimpylate)	mg/kg	<0.5
Disulfoton	mg/kg	<0.5
Chloropyriphos-methyl	mg/kg	<0.5
Parathion-methyl	mg/kg	<0.5
Ronnel (fenchlorphos)	mg/kg	<0.5
Fenitrothion	mg/kg	<0.5
Malathion (Maldison)	mg/kg	<0.5
Chlorpyriphos	mg/kg	<0.5
Fenthion	mg/kg	<0.5
Parathion (Parathion-ethyl)	mg/kg	<0.5
Bromophos Ethyl	mg/kg	<0.5
Methidathion	mg/kg	<0.5
Fenamiphos (Phenamiphos)	mg/kg	<0.5
Ethion	mg/kg	<0.5
Phosalone	mg/kg	<0.5
Azinphos Methyl (Guthion)	mg/kg	<0.5
Coumaphos (CoRal)	mg/kg	<0.5
Surrogate 2-fluorophenol	%	93
Surrogate Phenol-d_6	%	89
Surrogate Nitrobenzene-d_5	%	89
Surrogate 2-fluorobiphenyl	%	97
Surrogate 2,4,6-Tribromophenol	%	81
Surrogate *p*-Terphenyl-d_{14}	%	89

vTRH(C6-C10)/BTEXN in Soil		
Our Reference		344413-1
Your Reference	UNITS	QC201
Date Sampled		16/02/2024
Type of sample		Soil
Date extracted	-	21/02/2024
Date analysed	-	23/02/2024
TRH C_6 - C_9	mg/kg	<25
TRH C_6 - C_{10}	mg/kg	<25
vTRH C_6 - C_{10} less BTEX (F1)	mg/kg	<25
Benzene	mg/kg	<0.2
Toluene	mg/kg	<0.5
Ethylbenzene	mg/kg	<1
m+p-xylene	mg/kg	<2
o-Xylene	mg/kg	<1
Naphthalene	mg/kg	<1
Total +ve Xylenes	mg/kg	<1
Surrogate aaa-Trifluorotoluene	%	101

svTRH (C10-C40) in Soil		
Our Reference		344413-1
Your Reference	UNITS	QC201
Date Sampled		16/02/2024
Type of sample		Soil
Date extracted	-	21/02/2024
Date analysed	-	23/02/2024
TRH C_{10} - C_{14}	mg/kg	<50
TRH C_{15} - C_{28}	mg/kg	<100
TRH C_{29} - C_{36}	mg/kg	<100
Total +ve TRH (C10-C36)	mg/kg	<50
TRH >C_{10} -C_{16}	mg/kg	<50
TRH >C_{10} -C_{16} less Naphthalene (F2)	mg/kg	<50
TRH >C_{16} -C_{34}	mg/kg	<100
TRH >C_{34} -C_{40}	mg/kg	<100
Total +ve TRH (>C10-C40)	mg/kg	<50
Surrogate o-Terphenyl	%	73

PAHs in Soil		
Our Reference		344413-1
Your Reference	UNITS	QC201
Date Sampled		16/02/2024
Type of sample		Soil
Date extracted	-	21/02/2024
Date analysed	-	23/02/2024
Naphthalene	mg/kg	<0.1
Acenaphthylene	mg/kg	<0.1
Acenaphthene	mg/kg	<0.1
Fluorene	mg/kg	<0.1
Phenanthrene	mg/kg	<0.1
Anthracene	mg/kg	<0.1
Fluoranthene	mg/kg	<0.1
Pyrene	mg/kg	<0.1
Benzo(a)anthracene	mg/kg	<0.1
Chrysene	mg/kg	<0.1
Benzo(b,j+k)fluoranthene	mg/kg	<0.2
Benzo(a)pyrene	mg/kg	<0.05
Indeno(1,2,3-c,d)pyrene	mg/kg	<0.1
Dibenzo(a,h)anthracene	mg/kg	<0.1
Benzo(g,h,i)perylene	mg/kg	<0.1
Total +ve PAH's	mg/kg	<0.05
Benzo(a)pyrene TEQ calc (zero)	mg/kg	<0.5
Benzo(a)pyrene TEQ calc(half)	mg/kg	<0.5
Benzo(a)pyrene TEQ calc(PQL)	mg/kg	<0.5
Surrogate p-Terphenyl-d14	%	89

Organochlorine Pesticides in soil		
Our Reference		344413-1
Your Reference	UNITS	QC201
Date Sampled		16/02/2024
Type of sample		Soil
Date extracted	-	21/02/2024
Date analysed	-	23/02/2024
alpha-BHC	mg/kg	<0.1
HCB	mg/kg	<0.1
beta-BHC	mg/kg	<0.1
gamma-BHC	mg/kg	<0.1
Heptachlor	mg/kg	<0.1
delta-BHC	mg/kg	<0.1
Aldrin	mg/kg	<0.1
Heptachlor Epoxide	mg/kg	<0.1
gamma-Chlordane	mg/kg	<0.1
alpha-chlordane	mg/kg	<0.1
Endosulfan I	mg/kg	<0.1
pp-DDE	mg/kg	<0.1
Dieldrin	mg/kg	<0.1
Endrin	mg/kg	<0.1
Endosulfan II	mg/kg	<0.1
pp-DDD	mg/kg	<0.1
Endrin Aldehyde	mg/kg	<0.1
pp-DDT	mg/kg	<0.1
Endosulfan Sulphate	mg/kg	<0.1
Methoxychlor	mg/kg	<0.1
Mirex	mg/kg	<0.1
Total +ve DDT+DDD+DDE	mg/kg	<0.1
Surrogate 4-Chloro-3-NBTF	%	75

PCBs in Soil		
Our Reference		344413-1
Your Reference	UNITS	QC201
Date Sampled		16/02/2024
Type of sample		Soil
Date extracted	-	21/02/2024
Date analysed	-	23/02/2024
Aroclor 1016	mg/kg	<0.1
Aroclor 1221	mg/kg	<0.1
Aroclor 1232	mg/kg	<0.1
Aroclor 1242	mg/kg	<0.1
Aroclor 1248	mg/kg	<0.1
Aroclor 1254	mg/kg	<0.1
Aroclor 1260	mg/kg	<0.1
Total +ve PCBs (1016-1260)	mg/kg	<0.1
Surrogate 2-Fluorobiphenyl	%	101

Acid Extractable metals in soil		
Our Reference		344413-1
Your Reference	UNITS	QC201
Date Sampled		16/02/2024
Type of sample		Soil
Date prepared	-	21/02/2024
Date analysed	-	22/02/2024
Arsenic	mg/kg	6
Cadmium	mg/kg	<0.4
Chromium	mg/kg	7
Copper	mg/kg	43
Lead	mg/kg	19
Mercury	mg/kg	<0.1
Nickel	mg/kg	31
Zinc	mg/kg	140

Moisture		
Our Reference		344413-1
Your Reference	UNITS	QC201
Date Sampled		16/02/2024
Type of sample		Soil
Date prepared	-	21/02/2024
Date analysed	-	22/02/2024
Moisture	%	11

Method ID	Methodology Summary
Inorg-008	Moisture content determined by heating at 105+/-5 °C for a minimum of 12 hours.
Metals-020	Determination of various metals by ICP-AES.
Metals-021	Determination of Mercury by Cold Vapour AAS.
Org-020	Soil samples are extracted with Dichloromethane/Acetone and waters with Dichloromethane and analysed by GC-FID. F2 = (>C10-C16)-Naphthalene as per NEPM B1 Guideline on Investigation Levels for Soil and Groundwater (HSLs Tables 1A (3, 4)). Note Naphthalene is determined from the VOC analysis.
Org-020	Soil samples are extracted with Dichloromethane/Acetone and waters with Dichloromethane and analysed by GC-FID. F2 = (>C10-C16)-Naphthalene as per NEPM B1 Guideline on Investigation Levels for Soil and Groundwater (HSLs Tables 1A (3, 4)). Note Naphthalene is determined from the VOC analysis. Note, the Total +ve TRH PQL is reflective of the lowest individual PQL and is therefore "Total +ve TRH" is simply a sum of the positive individual TRH fractions (>C10-C40).
Org-021/022/025	Soil samples are extracted with dichloromethane/acetone and waters with dichloromethane and analysed by GC-ECD and/or GC-MS/GC-MSMS. Note, the Total +ve PCBs PQL is reflective of the lowest individual PQL and is therefore" Total +ve PCBs" is simply a sum of the positive individual PCBs.
Org-022/025	Soil samples are extracted with Dichloromethane/Acetone and waters with Dichloromethane and analysed by GC-MS/GC-MSMS.
Org-022/025	Soil samples are extracted with Dichloromethane/Acetone and waters with Dichloromethane and analysed by GC-MS/GC-MSMS.
Org-022/025	Soil samples are extracted with dichloromethane/acetone and waters with dichloromethane and analysed by GC-MS/GC-MSMS. Note, the Total +ve reported DDD+DDE+DDT PQL is reflective of the lowest individual PQL and is therefore simply a sum of the positive individually report DDD+DDE+DDT.

Method ID	Methodology Summary
Org-022/025	Soil samples are extracted with Dichloromethane/Acetone and waters with Dichloromethane and analysed by GC-MS and/or GC-MS/MS. Benzo(a)pyrene TEQ as per NEPM B1 Guideline on Investigation Levels for Soil and Groundwater - 2013. For soil results:- 1. 'EQ PQL'values are assuming all contributing PAHs reported as <PQL are actually at the PQL. This is the most conservative approach and can give false positive TEQs given that PAHs that contribute to the TEQ calculation may not be present. 2. 'EQ zero'values are assuming all contributing PAHs reported as <PQL are zero. This is the least conservative approach and is more susceptible to false negative TEQs when PAHs that contribute to the TEQ calculation are present but below PQL. 3. 'EQ half PQL'values are assuming all contributing PAHs reported as <PQL are half the stipulated PQL. Hence a mid-point between the most and least conservative approaches above. Note, the Total +ve PAHs PQL is reflective of the lowest individual PQL and is therefore "Total +ve PAHs" is simply a sum of the positive individual PAHs.
Org-023	Soil samples are extracted with methanol and spiked into water prior to analysing by purge and trap GC-MS.
Org-023	Soil samples are extracted with methanol and spiked into water prior to analysing by purge and trap GC-MS. Water samples are analysed directly by purge and trap GC-MS. F1 = (C6-C10)-BTEX as per NEPM B1 Guideline on Investigation Levels for Soil and Groundwater.
Org-023	Soil samples are extracted with methanol and spiked into water prior to analysing by purge and trap GC-MS. Water samples are analysed directly by purge and trap GC-MS. F1 = (C6-C10)-BTEX as per NEPM B1 Guideline on Investigation Levels for Soil and Groundwater. Note, the Total +ve Xylene PQL is reflective of the lowest individual PQL and is therefore "Total +ve Xylenes" is simply a sum of the positive individual Xylenes.

QUALITY CONTROL: VOCs in soil					Duplicate				Spike Recovery %	
Test Description	Units	PQL	Method	Blank	#	Base	Dup.	RPD	LCS-7	344413-1
Date Extracted	-			21/02/2024	[NT]	[NT]	[NT]	[NT]	21/02/2024	21/02/2024
Date Analysed	-			23/02/2024	[NT]	[NT]	[NT]	[NT]	23/02/2024	23/02/2024
Dichlorodifluoromethane	mg/kg	1	Org-023	<1	[NT]	[NT]	[NT]	[NT]	[NT]	[NT]
Chloromethane	mg/kg	1	Org-023	<1	[NT]	[NT]	[NT]	[NT]	[NT]	[NT]
Vinyl Chloride	mg/kg	1	Org-023	<1	[NT]	[NT]	[NT]	[NT]	[NT]	[NT]
Bromomethane	mg/kg	1	Org-023	<1	[NT]	[NT]	[NT]	[NT]	[NT]	[NT]
Chloroethane	mg/kg	1	Org-023	<1	[NT]	[NT]	[NT]	[NT]	[NT]	[NT]
Trichlorofluoromethane	mg/kg	1	Org-023	<1	[NT]	[NT]	[NT]	[NT]	[NT]	[NT]
1,1-Dichloroethene	mg/kg	1	Org-023	<1	[NT]	[NT]	[NT]	[NT]	[NT]	[NT]
trans-1,2-Dichloroethene	mg/kg	1	Org-023	<1	[NT]	[NT]	[NT]	[NT]	[NT]	[NT]
1,1-Dichloroethane	mg/kg	1	Org-023	<1	[NT]	[NT]	[NT]	[NT]	111	106
cis-1,2-Dichloroethene	mg/kg	1	Org-023	<1	[NT]	[NT]	[NT]	[NT]	[NT]	[NT]
Bromochloromethane	mg/kg	1	Org-023	<1	[NT]	[NT]	[NT]	[NT]	[NT]	[NT]
Chloroform	mg/kg	1	Org-023	<1	[NT]	[NT]	[NT]	[NT]	125	118
2,2-Dichloropropane	mg/kg	1	Org-023	<1	[NT]	[NT]	[NT]	[NT]	[NT]	[NT]
1,2-Dichloroethane	mg/kg	1	Org-023	<1	[NT]	[NT]	[NT]	[NT]	110	106
1,1,1-Trichloroethane	mg/kg	1	Org-023	<1	[NT]	[NT]	[NT]	[NT]	115	110
1,1-Dichloropropene	mg/kg	1	Org-023	<1	[NT]	[NT]	[NT]	[NT]	[NT]	[NT]
Cyclohexane	mg/kg	1	Org-023	<1	[NT]	[NT]	[NT]	[NT]	[NT]	[NT]
Carbon Tetrachloride	mg/kg	1	Org-023	<1	[NT]	[NT]	[NT]	[NT]	[NT]	[NT]
Benzene	mg/kg	0.2	Org-023	<0.2	[NT]	[NT]	[NT]	[NT]	108	103
Dibromomethane	mg/kg	1	Org-023	<1	[NT]	[NT]	[NT]	[NT]	[NT]	[NT]
1,2-Dichloropropane	mg/kg	1	Org-023	<1	[NT]	[NT]	[NT]	[NT]	[NT]	[NT]
Trichloroethene	mg/kg	1	Org-023	<1	[NT]	[NT]	[NT]	[NT]	92	88
Bromodichloromethane	mg/kg	1	Org-023	<1	[NT]	[NT]	[NT]	[NT]	118	115
trans-1,3-Dichloropropene	mg/kg	1	Org-023	<1	[NT]	[NT]	[NT]	[NT]	[NT]	[NT]
cis-1,3-Dichloropropene	mg/kg	1	Org-023	<1	[NT]	[NT]	[NT]	[NT]	[NT]	[NT]
1,1,2-Trichloroethane	mg/kg	1	Org-023	<1	[NT]	[NT]	[NT]	[NT]	[NT]	[NT]
Toluene	mg/kg	0.5	Org-023	<0.5	[NT]	[NT]	[NT]	[NT]	111	102
1,3-Dichloropropane	mg/kg	1	Org-023	<1	[NT]	[NT]	[NT]	[NT]	[NT]	[NT]
Dibromochloromethane	mg/kg	1	Org-023	<1	[NT]	[NT]	[NT]	[NT]	117	109
1,2-Dibromoethane	mg/kg	1	Org-023	<1	[NT]	[NT]	[NT]	[NT]	[NT]	[NT]
Tetrachloroethene	mg/kg	1	Org-023	<1	[NT]	[NT]	[NT]	[NT]	111	102
1,1,1,2-Tetrachloroethane	mg/kg	1	Org-023	<1	[NT]	[NT]	[NT]	[NT]	[NT]	[NT]
Chlorobenzene	mg/kg	1	Org-023	<1	[NT]	[NT]	[NT]	[NT]	[NT]	[NT]
Ethylbenzene	mg/kg	1	Org-023	<1	[NT]	[NT]	[NT]	[NT]	114	104
Bromoform	mg/kg	1	Org-023	<1	[NT]	[NT]	[NT]	[NT]	[NT]	[NT]
m+p-Xylene	mg/kg	2	Org-023	<2	[NT]	[NT]	[NT]	[NT]	108	101
Styrene	mg/kg	1	Org-023	<1	[NT]	[NT]	[NT]	[NT]	[NT]	[NT]
1,1,2,2-Tetrachloroethane	mg/kg	1	Org-023	<1	[NT]	[NT]	[NT]	[NT]	[NT]	[NT]

QUALITY CONTROL: VOCs in soil					Duplicate				Spike Recovery %	
Test Description	Units	PQL	Method	Blank	#	Base	Dup.	RPD	LCS-7	344413-1
o-Xylene	mg/kg	1	Org-023	<1	[NT]	[NT]	[NT]	[NT]	108	107
1,2,3-Trichloropropane	mg/kg	1	Org-023	<1	[NT]	[NT]	[NT]	[NT]	[NT]	[NT]
Isopropylbenzene	mg/kg	1	Org-023	<1	[NT]	[NT]	[NT]	[NT]	[NT]	[NT]
Bromobenzene	mg/kg	1	Org-023	<1	[NT]	[NT]	[NT]	[NT]	[NT]	[NT]
n-Propylbenzene	mg/kg	1	Org-023	<1	[NT]	[NT]	[NT]	[NT]	[NT]	[NT]
2-Chlorotoluene	mg/kg	1	Org-023	<1	[NT]	[NT]	[NT]	[NT]	[NT]	[NT]
4-Chlorotoluene	mg/kg	1	Org-023	<1	[NT]	[NT]	[NT]	[NT]	[NT]	[NT]
1,3,5-Trimethylbenzene	mg/kg	1	Org-023	<1	[NT]	[NT]	[NT]	[NT]	[NT]	[NT]
tert-Butylbenzene	mg/kg	1	Org-023	<1	[NT]	[NT]	[NT]	[NT]	[NT]	[NT]
1,2,4-Trimethylbenzene	mg/kg	1	Org-023	<1	[NT]	[NT]	[NT]	[NT]	[NT]	[NT]
1,3-Dichlorobenzene	mg/kg	1	Org-023	<1	[NT]	[NT]	[NT]	[NT]	[NT]	[NT]
sec-Butylbenzene	mg/kg	1	Org-023	<1	[NT]	[NT]	[NT]	[NT]	[NT]	[NT]
1,4-Dichlorobenzene	mg/kg	1	Org-023	<1	[NT]	[NT]	[NT]	[NT]	[NT]	[NT]
4-Isopropyltoluene	mg/kg	1	Org-023	<1	[NT]	[NT]	[NT]	[NT]	[NT]	[NT]
1,2-Dichlorobenzene	mg/kg	1	Org-023	<1	[NT]	[NT]	[NT]	[NT]	[NT]	[NT]
n-Butylbenzene	mg/kg	1	Org-023	<1	[NT]	[NT]	[NT]	[NT]	[NT]	[NT]
1,2-Dibromo-3-chloropropane	mg/kg	1	Org-023	<1	[NT]	[NT]	[NT]	[NT]	[NT]	[NT]
1,2,4-Trichlorobenzene	mg/kg	1	Org-023	<1	[NT]	[NT]	[NT]	[NT]	[NT]	[NT]
Hexachlorobutadiene	mg/kg	1	Org-023	<1	[NT]	[NT]	[NT]	[NT]	[NT]	[NT]
1,2,3-Trichlorobenzene	mg/kg	1	Org-023	<1	[NT]	[NT]	[NT]	[NT]	[NT]	[NT]
Surrogate Dibromofluoromethane	%		Org-023	103	[NT]	[NT]	[NT]	[NT]	102	103
Surrogate aaa-Trifluorotoluene	%		Org-023	95	[NT]	[NT]	[NT]	[NT]	104	98
Surrogate Toluene-d_8	%		Org-023	99	[NT]	[NT]	[NT]	[NT]	101	102
Surrogate 4-Bromofluorobenzene	%		Org-023	96	[NT]	[NT]	[NT]	[NT]	96	102

QUALITY CONTROL: SVOCs in Soil						Duplicate			Spike Recovery %	
Test Description	Units	PQL	Method	Blank	#	Base	Dup.	RPD	LCS-7	344413-1
Date extracted	-			21/02/2024	1	21/02/2024	21/02/2024		21/02/2024	21/02/2024
Date analysed	-			26/02/2024	1	26/02/2024	26/02/2024		26/02/2024	26/02/2024
Phenol	mg/kg	0.5	Org-022/025	<0.5	1	<0.5	<0.5	0	102	96
Bis-(2-chloroethyl) ether	mg/kg	1	Org-022/025	<1	1	<1	<1	0	[NT]	[NT]
2-Chlorophenol	mg/kg	0.5	Org-022/025	<0.5	1	<0.5	<0.5	0	116	102
1,3-Dichlorobenzene	mg/kg	0.5	Org-022/025	<0.5	1	<0.5	<0.5	0	[NT]	[NT]
1,4-Dichlorobenzene	mg/kg	0.5	Org-022/025	<0.5	1	<0.5	<0.5	0	104	98
2-Methylphenol	mg/kg	0.5	Org-022/025	<0.5	1	<0.5	<0.5	0	108	100
1,2-Dichlorobenzene	mg/kg	0.5	Org-022/025	<0.5	1	<0.5	<0.5	0	[NT]	[NT]
Bis (2-chloroisopropyl) ether	mg/kg	1	Org-022/025	<1	1	<1	<1	0	[NT]	[NT]
3/4-Methylphenol	mg/kg	1	Org-022/025	<1	1	<1	<1	0	[NT]	[NT]
N-nitrosodi-n-propylamine	mg/kg	1	Org-022/025	<1	1	<1	<1	0	[NT]	[NT]
Hexachloroethane	mg/kg	0.5	Org-022/025	<0.5	1	<0.5	<0.5	0	[NT]	[NT]
Nitrobenzene	mg/kg	1	Org-022/025	<1	1	<1	<1	0	[NT]	[NT]
Isophorone	mg/kg	1	Org-022/025	<1	1	<1	<1	0	[NT]	[NT]
2,4-Dimethylphenol	mg/kg	0.5	Org-022/025	<0.5	1	<0.5	<0.5	0	[NT]	[NT]
2-Nitrophenol	mg/kg	0.5	Org-022/025	<0.5	1	<0.5	<0.5	0	[NT]	[NT]
Bis(2-chloroethoxy)methane	mg/kg	1	Org-022/025	<1	1	<1	<1	0	[NT]	[NT]
2,4-Dichlorophenol	mg/kg	0.5	Org-022/025	<0.5	1	<0.5	<0.5	0	[NT]	[NT]
1,2,4-Trichlorobenzene	mg/kg	0.5	Org-022/025	<0.5	1	<0.5	<0.5	0	[NT]	[NT]
Naphthalene	mg/kg	0.5	Org-022/025	<0.5	1	<0.5	<0.5	0	106	106
4-Chloroaniline	mg/kg	1	Org-022/025	<1	1	<1	<1	0	[NT]	[NT]
Hexachlorobutadiene	mg/kg	0.5	Org-022/025	<0.5	1	<0.5	<0.5	0	[NT]	[NT]
4-Chloro-3-methylphenol	mg/kg	5	Org-022/025	<5	1	<5	<5	0	[NT]	[NT]
2-Methylnaphthalene	mg/kg	0.5	Org-022/025	<0.5	1	<0.5	<0.5	0	[NT]	[NT]
Hexachlorocyclopentadiene	mg/kg	2	Org-022/025	<2	1	<2	<2	0	[NT]	[NT]
2,4,6-trichlorophenol	mg/kg	0.5	Org-022/025	<0.5	1	<0.5	<0.5	0	[NT]	[NT]
2,4,5-trichlorophenol	mg/kg	0.5	Org-022/025	<0.5	1	<0.5	<0.5	0	[NT]	[NT]
2-Chloronaphthalene	mg/kg	0.5	Org-022/025	<0.5	1	<0.5	<0.5	0	[NT]	[NT]
2-nitroaniline	mg/kg	1	Org-022/025	<1	1	<1	<1	0	[NT]	[NT]
Dimethylphthalate	mg/kg	1	Org-022/025	<1	1	<1	<1	0	104	100
2,6-Dinitrotoluene	mg/kg	1	Org-022/025	<1	1	<1	<1	0	[NT]	[NT]
Acenaphthylene	mg/kg	0.5	Org-022/025	<0.5	1	<0.5	<0.5	0	[NT]	[NT]
3-Nitroaniline	mg/kg	1	Org-022/025	<1	1	<1	<1	0	[NT]	[NT]
Acenaphthene	mg/kg	0.5	Org-022/025	<0.5	1	<0.5	<0.5	0	112	108
2,4-dinitrophenol	mg/kg	10	Org-022/025	<10	1	<10	<10	0	[NT]	[NT]
4-nitrophenol	mg/kg	10	Org-022/025	<10	1	<10	<10	0	92	100
Dibenzofuran	mg/kg	1	Org-022/025	<1	1	<1	<1	0	[NT]	[NT]
diethylphthalate	mg/kg	1	Org-022/025	<1	1	<1	<1	0	106	102
4-chlorophenylphenylether	mg/kg	1	Org-022/025	<1	1	<1	<1	0	[NT]	[NT]

QUALITY CONTROL: SVOCs in Soil						Duplicate			Spike Recovery %	
Test Description	Units	PQL	Method	Blank	#	Base	Dup.	RPD	LCS-7	344413-1
4-nitroaniline	mg/kg	1	Org-022/025	<1	1	<1	<1	0	[NT]	[NT]
Fluorene	mg/kg	0.5	Org-022/025	<0.5	1	<0.5	<0.5	0	108	106
2-methyl-4,6-dinitrophenol	mg/kg	10	Org-022/025	<10	1	<10	<10	0	[NT]	[NT]
azobenzene	mg/kg	1	Org-022/025	<1	1	<1	<1	0	[NT]	[NT]
4-bromophenylphenylether	mg/kg	1	Org-022/025	<1	1	<1	<1	0	[NT]	[NT]
hexachlorobenzene	mg/kg	0.5	Org-022/025	<0.5	1	<0.5	<0.5	0	[NT]	[NT]
pentachlorophenol	mg/kg	5	Org-022/025	<5	1	<5	<5	0	94	88
Phenanthrene	mg/kg	0.5	Org-022/025	<0.5	1	<0.5	<0.5	0	104	104
Anthracene	mg/kg	0.5	Org-022/025	<0.5	1	<0.5	<0.5	0	[NT]	[NT]
carbazole	mg/kg	1	Org-022/025	<1	1	<1	<1	0	[NT]	[NT]
di-n-butylphthalate	mg/kg	1	Org-022/025	<1	1	<1	<1	0	[NT]	[NT]
Fluoranthene	mg/kg	0.5	Org-022/025	<0.5	1	<0.5	<0.5	0	108	104
Pyrene	mg/kg	0.5	Org-022/025	<0.5	1	<0.5	<0.5	0	108	108
butylbenzylphthalate	mg/kg	1	Org-022/025	<1	1	<1	<1	0	[NT]	[NT]
bis(2-ethylhexyl)phthalate	mg/kg	5	Org-022/025	<5	1	<5	<5	0	[NT]	[NT]
Benzo(a)anthracene	mg/kg	0.5	Org-022/025	<0.5	1	<0.5	<0.5	0	[NT]	[NT]
Chrysene	mg/kg	0.5	Org-022/025	<0.5	1	<0.5	<0.5	0	96	94
di-n-octylphthalate	mg/kg	1	Org-022/025	<1	1	<1	<1	0	[NT]	[NT]
Benzo(b+j+k)fluoranthene	mg/kg	1	Org-022/025	<1	1	<1	<1	0	[NT]	[NT]
Benzo(a)pyrene	mg/kg	0.5	Org-022/025	<0.5	1	<0.5	<0.5	0	88	82
Indeno(1,2,3-c,d)pyrene	mg/kg	0.5	Org-022/025	<0.5	1	<0.5	<0.5	0	[NT]	[NT]
Dibenzo(a,h)anthracene	mg/kg	0.5	Org-022/025	<0.5	1	<0.5	<0.5	0	[NT]	[NT]
Benzo(g,h,i)perylene	mg/kg	0.5	Org-022/025	<0.5	1	<0.5	<0.5	0	[NT]	[NT]
ethylmethanesulfonate	mg/kg	1	Org-022/025	<1	1	<1	<1	0	[NT]	[NT]
aniline	mg/kg	1	Org-022/025	<1	1	<1	<1	0	[NT]	[NT]
pentachloroethane	mg/kg	0.5	Org-022/025	<0.5	1	<0.5	<0.5	0	[NT]	[NT]
benzyl alcohol	mg/kg	1	Org-022/025	<1	1	<1	<1	0	[NT]	[NT]
acetophenone	mg/kg	1	Org-022/025	<1	1	<1	<1	0	[NT]	[NT]
N-nitrosomorpholine	mg/kg	1	Org-022/025	<1	1	<1	<1	0	[NT]	[NT]
N-nitrosopiperidine	mg/kg	1	Org-022/025	<1	1	<1	<1	0	[NT]	[NT]
2,6-dichlorophenol	mg/kg	0.5	Org-022/025	<0.5	1	<0.5	<0.5	0	110	98
hexachloropropene-1	mg/kg	0.5	Org-022/025	<0.5	1	<0.5	<0.5	0	110	110
N-nitroso-n-butylamine	mg/kg	1	Org-022/025	<1	1	<1	<1	0	[NT]	[NT]
safrole	mg/kg	1	Org-022/025	<1	1	<1	<1	0	[NT]	[NT]
1,2,4,5-tetrachlorobenzene	mg/kg	1	Org-022/025	<1	1	<1	<1	0	[NT]	[NT]
cis and trans iso-safrole	mg/kg	1	Org-022/025	<1	1	<1	<1	0	[NT]	[NT]
1,3-dinitrobenzene	mg/kg	1	Org-022/025	<1	1	<1	<1	0	[NT]	[NT]
pentachlorobenzene	mg/kg	0.5	Org-022/025	<0.5	1	<0.5	<0.5	0	[NT]	[NT]
1-naphthylamine	mg/kg	1	Org-022/025	<1	1	<1	<1	0	[NT]	[NT]
2,3,4,6-tetrachlorophenol	mg/kg	0.5	Org-022/025	<0.5	1	<0.5	<0.5	0	[NT]	[NT]

QUALITY CONTROL: SVOCs in Soil						Duplicate			Spike Recovery %	
Test Description	Units	PQL	Method	Blank	#	Base	Dup.	RPD	LCS-7	344413-1
2-naphthylamine	mg/kg	1	Org-022/025	<1	1	<1	<1	0	[NT]	[NT]
5-nitro-o-toluidine	mg/kg	1	Org-022/025	<1	1	<1	<1	0	[NT]	[NT]
diphenylamine	mg/kg	1	Org-022/025	<1	1	<1	<1	0	[NT]	[NT]
phenacetin	mg/kg	1	Org-022/025	<1	1	<1	<1	0	[NT]	[NT]
pentachloronitrobenzene	mg/kg	1	Org-022/025	<1	1	<1	<1	0	[NT]	[NT]
dinoseb	mg/kg	1	Org-022/025	<1	1	<1	<1	0	[NT]	[NT]
methapyrilene	mg/kg	1	Org-022/025	<1	1	<1	<1	0	[NT]	[NT]
p-dimethylaminoazobenzene	mg/kg	1	Org-022/025	<1	1	<1	<1	0	[NT]	[NT]
2-acetylaminofluorene	mg/kg	0.5	Org-022/025	<0.5	1	<0.5	<0.5	0	[NT]	[NT]
7,12-dimethylbenz(a)anthracene	mg/kg	0.5	Org-022/025	<0.5	1	<0.5	<0.5	0	[NT]	[NT]
3-methylcholanthrene	mg/kg	0.5	Org-022/025	<0.5	1	<0.5	<0.5	0	[NT]	[NT]
a-BHC	mg/kg	0.5	Org-022/025	<0.5	1	<0.5	<0.5	0	100	96
b-BHC	mg/kg	0.5	Org-022/025	<0.5	1	<0.5	<0.5	0	102	96
g-BHC	mg/kg	0.5	Org-022/025	<0.5	1	<0.5	<0.5	0	[NT]	[NT]
d-BHC	mg/kg	0.5	Org-022/025	<0.5	1	<0.5	<0.5	0	[NT]	[NT]
Heptachlor	mg/kg	0.5	Org-022/025	<0.5	1	<0.5	<0.5	0	96	96
Aldrin	mg/kg	0.5	Org-022/025	<0.5	1	<0.5	<0.5	0	100	96
Heptachlor Epoxide	mg/kg	0.5	Org-022/025	<0.5	1	<0.5	<0.5	0	112	112
g-Chlordane	mg/kg	0.5	Org-022/025	<0.5	1	<0.5	<0.5	0	[NT]	[NT]
a-Chlordane	mg/kg	0.5	Org-022/025	<0.5	1	<0.5	<0.5	0	[NT]	[NT]
Endosulfan I	mg/kg	0.5	Org-022/025	<0.5	1	<0.5	<0.5	0	[NT]	[NT]
p,p'-DDE	mg/kg	0.5	Org-022/025	<0.5	1	<0.5	<0.5	0	102	100
Dieldrin	mg/kg	0.5	Org-022/025	<0.5	1	<0.5	<0.5	0	114	112
Endrin	mg/kg	0.5	Org-022/025	<0.5	1	<0.5	<0.5	0	104	90
p,p'-DDD	mg/kg	0.5	Org-022/025	<0.5	1	<0.5	<0.5	0	112	110
Endosulfan II	mg/kg	0.5	Org-022/025	<0.5	1	<0.5	<0.5	0	[NT]	[NT]
Endrin Aldehyde	mg/kg	0.5	Org-022/025	<0.5	1	<0.5	<0.5	0	[NT]	[NT]
p,p'-DDT	mg/kg	0.5	Org-022/025	<0.5	1	<0.5	<0.5	0	[NT]	[NT]
Endrin Ketone	mg/kg	0.5	Org-022/025	<0.5	1	<0.5	<0.5	0	[NT]	[NT]
Endosulfan Sulphate	mg/kg	0.5	Org-022/025	<0.5	1	<0.5	<0.5	0	102	98
Methoxychlor	mg/kg	1	Org-022/025	<1	1	<1	<1	0	[NT]	[NT]
Dichlorvos	mg/kg	0.5	Org-022/025	<0.5	1	<0.5	<0.5	0	130	134
Mevinphos	mg/kg	0.5	Org-022/025	<0.5	1	<0.5	<0.5	0	[NT]	[NT]
Phorate	mg/kg	0.5	Org-022/025	<0.5	1	<0.5	<0.5	0	[NT]	[NT]
Dimethoate	mg/kg	0.5	Org-022/025	<0.5	1	<0.5	<0.5	0	[NT]	[NT]
Diazinon (dimpylate)	mg/kg	0.5	Org-022/025	<0.5	1	<0.5	<0.5	0	[NT]	[NT]
Disulfoton	mg/kg	0.5	Org-022/025	<0.5	1	<0.5	<0.5	0	[NT]	[NT]
Chloropyriphos-methyl	mg/kg	0.5	Org-022/025	<0.5	1	<0.5	<0.5	0	[NT]	[NT]
Parathion-methyl	mg/kg	0.5	Org-022/025	<0.5	1	<0.5	<0.5	0	[NT]	[NT]

QUALITY CONTROL: SVOCs in Soil						Duplicate			Spike Recovery %	
Test Description	Units	PQL	Method	Blank	#	Base	Dup.	RPD	LCS-7	344413-1
Ronnel (fenchlorphos)	mg/kg	0.5	Org-022/025	<0.5	1	<0.5	<0.5	0	102	98
Fenitrothion	mg/kg	0.5	Org-022/025	<0.5	1	<0.5	<0.5	0	96	92
Malathion (Maldison)	mg/kg	0.5	Org-022/025	<0.5	1	<0.5	<0.5	0	[NT]	[NT]
Chlorpyriphos	mg/kg	0.5	Org-022/025	<0.5	1	<0.5	<0.5	0	108	108
Fenthion	mg/kg	0.5	Org-022/025	<0.5	1	<0.5	<0.5	0	[NT]	[NT]
Parathion (Parathion-ethyl)	mg/kg	0.5	Org-022/025	<0.5	1	<0.5	<0.5	0	90	86
Bromophos Ethyl	mg/kg	0.5	Org-022/025	<0.5	1	<0.5	<0.5	0	[NT]	[NT]
Methidathion	mg/kg	0.5	Org-022/025	<0.5	1	<0.5	<0.5	0	[NT]	[NT]
Fenamiphos (Phenamiphos)	mg/kg	0.5	Org-022/025	<0.5	1	<0.5	<0.5	0	[NT]	[NT]
Ethion	mg/kg	0.5	Org-022/025	<0.5	1	<0.5	<0.5	0	102	100
Phosalone	mg/kg	0.5	Org-022/025	<0.5	1	<0.5	<0.5	0	[NT]	[NT]
Azinphos Methyl (Guthion)	mg/kg	0.5	Org-022/025	<0.5	1	<0.5	<0.5	0	[NT]	[NT]
Coumaphos (CoRal)	mg/kg	0.5	Org-022/025	<0.5	1	<0.5	<0.5	0	[NT]	[NT]
Surrogate 2-fluorophenol	%		Org-022/025	[NT]	1	93	97	4	98	93
Surrogate Phenol-d_6	%		Org-022/025	[NT]	1	89	92	3	88	84
Surrogate Nitrobenzene-d_5	%		Org-022/025	[NT]	1	89	92	3	88	84
Surrogate 2-fluorobiphenyl	%		Org-022/025	[NT]	1	97	95	2	98	99
Surrogate 2,4,6-Tribromophenol	%		Org-022/025	[NT]	1	81	77	5	87	81
Surrogate p-Terphenyl-d_{14}	%		Org-022/025	[NT]	1	89	83	7	90	91

QUALITY CONTROL: vTRH(C6-C10)/BTEXN in Soil						Duplicate			Spike Recovery %	
Test Description	Units	PQL	Method	Blank	#	Base	Dup.	RPD	LCS-7	344413-1
Date extracted	-			21/02/2024	[NT]	[NT]	[NT]	[NT]	21/02/2024	21/02/2024
Date analysed	-			23/02/2024	[NT]	[NT]	[NT]	[NT]	23/02/2024	23/02/2024
TRH C_6 - C_9	mg/kg	25	Org-023	<25	[NT]	[NT]	[NT]	[NT]	110	102
TRH C_6 - C_{10}	mg/kg	25	Org-023	<25	[NT]	[NT]	[NT]	[NT]	110	102
Benzene	mg/kg	0.2	Org-023	<0.2	[NT]	[NT]	[NT]	[NT]	108	103
Toluene	mg/kg	0.5	Org-023	<0.5	[NT]	[NT]	[NT]	[NT]	111	102
Ethylbenzene	mg/kg	1	Org-023	<1	[NT]	[NT]	[NT]	[NT]	114	104
m+p-xylene	mg/kg	2	Org-023	<2	[NT]	[NT]	[NT]	[NT]	108	101
o-Xylene	mg/kg	1	Org-023	<1	[NT]	[NT]	[NT]	[NT]	108	107
Naphthalene	mg/kg	1	Org-023	<1	[NT]	[NT]	[NT]	[NT]	[NT]	[NT]
Surrogate aaa-Trifluorotoluene	%		Org-023	95	[NT]	[NT]	[NT]	[NT]	104	98

QUALITY CONTROL: svTRH (C10-C40) in Soil						Duplicate			Spike Recovery %	
Test Description	Units	PQL	Method	Blank	#	Base	Dup.	RPD	LCS-7	344413-1
Date extracted	-			21/02/2024	[NT]	[NT]	[NT]	[NT]	21/02/2024	21/02/2024
Date analysed	-			23/02/2024	[NT]	[NT]	[NT]	[NT]	23/02/2024	23/02/2024
TRH C_{10} - C_{14}	mg/kg	50	Org-020	<50	[NT]	[NT]	[NT]	[NT]	123	110
TRH C_{15} - C_{28}	mg/kg	100	Org-020	<100	[NT]	[NT]	[NT]	[NT]	107	93
TRH C_{29} - C_{36}	mg/kg	100	Org-020	<100	[NT]	[NT]	[NT]	[NT]	114	105
TRH >C_{10} -C_{16}	mg/kg	50	Org-020	<50	[NT]	[NT]	[NT]	[NT]	123	110
TRH >C_{16} -C_{34}	mg/kg	100	Org-020	<100	[NT]	[NT]	[NT]	[NT]	107	93
TRH >C_{34} -C_{40}	mg/kg	100	Org-020	<100	[NT]	[NT]	[NT]	[NT]	114	105
Surrogate o-Terphenyl	%		Org-020	79	[NT]	[NT]	[NT]	[NT]	85	79

QUALITY CONTROL: PAHs in Soil						Duplicate			Spike Recovery %	
Test Description	Units	PQL	Method	Blank	#	Base	Dup.	RPD	LCS-7	344413-1
Date extracted	-			21/02/2024	[NT]	[NT]	[NT]	[NT]	21/02/2024	21/02/2024
Date analysed	-			23/02/2024	[NT]	[NT]	[NT]	[NT]	23/02/2024	23/02/2024
Naphthalene	mg/kg	0.1	Org-022/025	<0.1	[NT]	[NT]	[NT]	[NT]	108	114
Acenaphthylene	mg/kg	0.1	Org-022/025	<0.1	[NT]	[NT]	[NT]	[NT]	[NT]	[NT]
Acenaphthene	mg/kg	0.1	Org-022/025	<0.1	[NT]	[NT]	[NT]	[NT]	102	112
Fluorene	mg/kg	0.1	Org-022/025	<0.1	[NT]	[NT]	[NT]	[NT]	100	106
Phenanthrene	mg/kg	0.1	Org-022/025	<0.1	[NT]	[NT]	[NT]	[NT]	110	114
Anthracene	mg/kg	0.1	Org-022/025	<0.1	[NT]	[NT]	[NT]	[NT]	[NT]	[NT]
Fluoranthene	mg/kg	0.1	Org-022/025	<0.1	[NT]	[NT]	[NT]	[NT]	112	110
Pyrene	mg/kg	0.1	Org-022/025	<0.1	[NT]	[NT]	[NT]	[NT]	106	118
Benzo(a)anthracene	mg/kg	0.1	Org-022/025	<0.1	[NT]	[NT]	[NT]	[NT]	[NT]	[NT]
Chrysene	mg/kg	0.1	Org-022/025	<0.1	[NT]	[NT]	[NT]	[NT]	86	88
Benzo(b,j+k)fluoranthene	mg/kg	0.2	Org-022/025	<0.2	[NT]	[NT]	[NT]	[NT]	[NT]	[NT]
Benzo(a)pyrene	mg/kg	0.05	Org-022/025	<0.05	[NT]	[NT]	[NT]	[NT]	100	104
Indeno(1,2,3-c,d)pyrene	mg/kg	0.1	Org-022/025	<0.1	[NT]	[NT]	[NT]	[NT]	[NT]	[NT]
Dibenzo(a,h)anthracene	mg/kg	0.1	Org-022/025	<0.1	[NT]	[NT]	[NT]	[NT]	[NT]	[NT]
Benzo(g,h,i)perylene	mg/kg	0.1	Org-022/025	<0.1	[NT]	[NT]	[NT]	[NT]	[NT]	[NT]
Surrogate p-Terphenyl-d14	%		Org-022/025	97	[NT]	[NT]	[NT]	[NT]	82	87

QUALITY CONTROL: Organochlorine Pesticides in soil					Duplicate				Spike Recovery %	
Test Description	Units	PQL	Method	Blank	#	Base	Dup.	RPD	LCS-7	344413-1
Date extracted	-			21/02/2024	[NT]	[NT]	[NT]	[NT]	21/02/2024	21/02/2024
Date analysed	-			23/02/2024	[NT]	[NT]	[NT]	[NT]	23/02/2024	23/02/2024
alpha-BHC	mg/kg	0.1	Org-022/025	<0.1	[NT]	[NT]	[NT]	[NT]	96	100
HCB	mg/kg	0.1	Org-022/025	<0.1	[NT]	[NT]	[NT]	[NT]	[NT]	[NT]
beta-BHC	mg/kg	0.1	Org-022/025	<0.1	[NT]	[NT]	[NT]	[NT]	101	109
gamma-BHC	mg/kg	0.1	Org-022/025	<0.1	[NT]	[NT]	[NT]	[NT]	[NT]	[NT]
Heptachlor	mg/kg	0.1	Org-022/025	<0.1	[NT]	[NT]	[NT]	[NT]	100	104
delta-BHC	mg/kg	0.1	Org-022/025	<0.1	[NT]	[NT]	[NT]	[NT]	[NT]	[NT]
Aldrin	mg/kg	0.1	Org-022/025	<0.1	[NT]	[NT]	[NT]	[NT]	99	108
Heptachlor Epoxide	mg/kg	0.1	Org-022/025	<0.1	[NT]	[NT]	[NT]	[NT]	114	125
gamma-Chlordane	mg/kg	0.1	Org-022/025	<0.1	[NT]	[NT]	[NT]	[NT]	[NT]	[NT]
alpha-chlordane	mg/kg	0.1	Org-022/025	<0.1	[NT]	[NT]	[NT]	[NT]	[NT]	[NT]
Endosulfan I	mg/kg	0.1	Org-022/025	<0.1	[NT]	[NT]	[NT]	[NT]	[NT]	[NT]
pp-DDE	mg/kg	0.1	Org-022/025	<0.1	[NT]	[NT]	[NT]	[NT]	110	115
Dieldrin	mg/kg	0.1	Org-022/025	<0.1	[NT]	[NT]	[NT]	[NT]	125	121
Endrin	mg/kg	0.1	Org-022/025	<0.1	[NT]	[NT]	[NT]	[NT]	94	105
Endosulfan II	mg/kg	0.1	Org-022/025	<0.1	[NT]	[NT]	[NT]	[NT]	[NT]	[NT]
pp-DDD	mg/kg	0.1	Org-022/025	<0.1	[NT]	[NT]	[NT]	[NT]	107	108
Endrin Aldehyde	mg/kg	0.1	Org-022/025	<0.1	[NT]	[NT]	[NT]	[NT]	[NT]	[NT]
pp-DDT	mg/kg	0.1	Org-022/025	<0.1	[NT]	[NT]	[NT]	[NT]	[NT]	[NT]
Endosulfan Sulphate	mg/kg	0.1	Org-022/025	<0.1	[NT]	[NT]	[NT]	[NT]	91	106
Methoxychlor	mg/kg	0.1	Org-022/025	<0.1	[NT]	[NT]	[NT]	[NT]	[NT]	[NT]
Mirex	mg/kg	0.1	Org-022/025	<0.1	[NT]	[NT]	[NT]	[NT]	[NT]	[NT]
Surrogate 4-Chloro-3-NBTF	%		Org-022/025	82	[NT]	[NT]	[NT]	[NT]	87	83

QUALITY CONTROL: PCBs in Soil					Duplicate				Spike Recovery %	
Test Description	Units	PQL	Method	Blank	#	Base	Dup.	RPD	LCS-7	344413-1
Date extracted	-			21/02/2024	[NT]	[NT]	[NT]	[NT]	21/02/2024	21/02/2024
Date analysed	-			23/02/2024	[NT]	[NT]	[NT]	[NT]	23/02/2024	23/02/2024
Aroclor 1016	mg/kg	0.1	Org-021/022/025	<0.1	[NT]	[NT]	[NT]	[NT]	[NT]	[NT]
Aroclor 1221	mg/kg	0.1	Org-021/022/025	<0.1	[NT]	[NT]	[NT]	[NT]	[NT]	[NT]
Aroclor 1232	mg/kg	0.1	Org-021/022/025	<0.1	[NT]	[NT]	[NT]	[NT]	[NT]	[NT]
Aroclor 1242	mg/kg	0.1	Org-021/022/025	<0.1	[NT]	[NT]	[NT]	[NT]	[NT]	[NT]
Aroclor 1248	mg/kg	0.1	Org-021/022/025	<0.1	[NT]	[NT]	[NT]	[NT]	[NT]	[NT]
Aroclor 1254	mg/kg	0.1	Org-021/022/025	<0.1	[NT]	[NT]	[NT]	[NT]	103	120
Aroclor 1260	mg/kg	0.1	Org-021/022/025	<0.1	[NT]	[NT]	[NT]	[NT]	[NT]	[NT]
Surrogate 2-Fluorobiphenyl	%		Org-021/022/025	94	[NT]	[NT]	[NT]	[NT]	92	98

QUALITY CONTROL: Acid Extractable metals in soil						Duplicate			Spike Recovery %	
Test Description	Units	PQL	Method	Blank	#	Base	Dup.	RPD	LCS-7	344413-1
Date prepared	-			21/02/2024	[NT]	[NT]	[NT]	[NT]	21/02/2024	21/02/2024
Date analysed	-			22/02/2024	[NT]	[NT]	[NT]	[NT]	22/02/2024	22/02/2024
Arsenic	mg/kg	4	Metals-020	<4	[NT]	[NT]	[NT]	[NT]	96	84
Cadmium	mg/kg	0.4	Metals-020	<0.4	[NT]	[NT]	[NT]	[NT]	94	80
Chromium	mg/kg	1	Metals-020	<1	[NT]	[NT]	[NT]	[NT]	96	90
Copper	mg/kg	1	Metals-020	<1	[NT]	[NT]	[NT]	[NT]	96	80
Lead	mg/kg	1	Metals-020	<1	[NT]	[NT]	[NT]	[NT]	95	79
Mercury	mg/kg	0.1	Metals-021	<0.1	[NT]	[NT]	[NT]	[NT]	107	105
Nickel	mg/kg	1	Metals-020	<1	[NT]	[NT]	[NT]	[NT]	93	#
Zinc	mg/kg	1	Metals-020	<1	[NT]	[NT]	[NT]	[NT]	93	#

Result Definitions

NT	Not tested
NA	Test not required
INS	Insufficient sample for this test
PQL	Practical Quantitation Limit
<	Less than
>	Greater than
RPD	Relative Percent Difference
LCS	Laboratory Control Sample
NS	Not specified
NEPM	National Environmental Protection Measure
NR	Not Reported

Quality Control Definitions

Blank	This is the component of the analytical signal which is not derived from the sample but from reagents, glassware etc, can be determined by processing solvents and reagents in exactly the same manner as for samples.
Duplicate	This is the complete duplicate analysis of a sample from the process batch. If possible, the sample selected should be one where the analyte concentration is easily measurable.
Matrix Spike	A portion of the sample is spiked with a known concentration of target analyte. The purpose of the matrix spike is to monitor the performance of the analytical method used and to determine whether matrix interferences exist.
LCS (Laboratory Control Sample)	This comprises either a standard reference material or a control matrix (such as a blank sand or water) fortified with analytes representative of the analyte class. It is simply a check sample.
Surrogate Spike	Surrogates are known additions to each sample, blank, matrix spike and LCS in a batch, of compounds which are similar to the analyte of interest, however are not expected to be found in real samples.

Australian Drinking Water Guidelines recommend that Thermotolerant Coliform, Faecal Enterococci, & E.Coli levels are less than 1cfu/100mL. The recommended maximums are taken from "Australian Drinking Water Guidelines", published by NHMRC & ARMC 2011.

The recommended maximums for analytes in urine are taken from “2018 TLVs and BEIs”, as published by ACGIH (where available). Limit provided for Nickel is a precautionary guideline as per Position Paper prepared by AIOH Exposure Standards Committee, 2016.

Guideline limits for Rinse Water Quality reported as per analytical requirements and specifications of AS 4187, Amdt 2 2019, Table 7.2

Laboratory Acceptance Criteria

Duplicate sample and matrix spike recoveries may not be reported on smaller jobs, however, were analysed at a frequency to meet or exceed NEPM requirements. All samples are tested in batches of 20. The duplicate sample RPD and matrix spike recoveries for the batch were within the laboratory acceptance criteria.

Filters, swabs, wipes, tubes and badges will not have duplicate data as the whole sample is generally extracted during sample extraction.

Spikes for Physical and Aggregate Tests are not applicable.

For VOCs in water samples, three vials are required for duplicate or spike analysis.

Duplicates: >10xPQL - RPD acceptance criteria will vary depending on the analytes and the analytical techniques but is typically in the range 20%-50% – see ELN-P05 QA/QC tables for details; <10xPQL - RPD are higher as the results approach PQL and the estimated measurement uncertainty will statistically increase.

Matrix Spikes, LCS and Surrogate recoveries: Generally 70-130% for inorganics/metals (not SPOCAS); 60-140% for organics/SPOCAS (+/-50% surrogates) and 10-140% for labile SVOCs (including labile surrogates), ultra trace organics and speciated phenols is acceptable.

In circumstances where no duplicate and/or sample spike has been reported at 1 in 10 and/or 1 in 20 samples respectively, the sample volume submitted was insufficient in order to satisfy laboratory QA/QC protocols.

When samples are received where certain analytes are outside of recommended technical holding times (THTs), the analysis has proceeded. Where analytes are on the verge of breaching THTs, every effort will be made to analyse within the THT or as soon as practicable.

Where sampling dates are not provided, Envirolab are not in a position to comment on the validity of the analysis where recommended technical holding times may have been breached.

Where matrix spike recoveries fall below the lower limit of the acceptance criteria (e.g. for non-labile or standard Organics <60%), positive result(s) in the parent sample will subsequently have a higher than typical estimated uncertainty (MU estimates supplied on request) and in these circumstances the sample result is likely biased significantly low.

Measurement Uncertainty estimates are available for most tests upon request.

Analysis of aqueous samples typically involves the extraction/digestion and/or analysis of the liquid phase only (i.e. NOT any settled sediment phase but inclusive of suspended particles if present), unless stipulated on the Envirolab COC and/or by correspondence. Notable exceptions include certain Physical Tests (pH/EC/BOD/COD/Apparent Colour etc.), Solids testing, total recoverable metals and PFAS where solids are included by default.

Samples for Microbiological analysis (not Amoeba forms) received outside of the 2-8°C temperature range do not meet the ideal cooling conditions as stated in AS2031-2012.

Report Comments

8 metals in soil - # Percent recovery is not possible to report due to the inhomogeneous nature of the element/s in the sample/s. However an acceptable recovery was obtained for the LCS.

COC 20/2/24, 1103

senversa

Chain of Custody Documentation

Senversa Pty Ltd
www.senversa.com.au
ABN 89 132 251 380

Laboratory: mgt/Eurofins
Address:
Contact: Sample Receipt
Phone:

Job Number:	21162	Purchase Order:	
Project Name:	Smithfield	Quote No:	
Sampled By:	Julia	Turn Around Time:	Standard
Project Manager:	Julia		
Send invoice to	supplieraccounts@senversa.com.au	Page:	1 of 1
Email Report To:	julia.nicholson@senversa.com.au	Phone/Mobile:	

Sample Information				Container Information		Analysis Required										Comments: e.g. Highly contaminated sample; hazardous materials present; trace LORs etc:
Lab ID	Sample ID	Matrix *	Date	Time	Type / Code	Total Bottles	TRH, BTEX, PAH, heavy metals	VOCs, SVOCs	OCPs, PCBs	PFAS 28 compound					HOLD	
1	QC201	Soil	16/02/2024		J		X	X	X							
Total																

Sampler: I attest that proper field sampling procedures in accordance with Senversa standard procedures and/or project specifications were used during the collection of these samples:

Sampler Name:	Signature:	Date:
Julia	Julia	7/12/2023

Relinquished By:		Method of Shipment (if applicable):	Received by:	
Name/Signature:	Date:	Carrier / Reference #:	Name/Signature:	Date:
Of:	Time:	Date/Time:	Of:	Time:
Name/Signature:	Date:	Carrier / Reference #:	Name/Signature:	Date:
Of:	Time:	Date/Time:	Of:	Time:
Name/Signature:	Date:	Carrier / Reference #:	Name/Signature:	Date:
Of:	Time:	Date/Time:	Of:	Time:

Trio Preserved ORC; SH = Sodium Hydroxide (NaOH)/Cadmium (Cd) Preserved; S = Sodium Hydroxide Preserved Plastic; STH = Sodium thiosulfate preserved plastic; VSA = Sulphuric Preserved Amber Glass; H = HCl Preserved Plastic; HS = HCl Preserved Speciation Bottle; SP = Sulphuric Preserved Plastic; bottles; ST = Sterile Bottle; UA = Unpreserved Amber Glass; L = Lugol's iodine preserved white plastic bottle; SW = sulfuric acid preserved wide mouth glass jar

Envirolab Services
12 Ashley St
Chatswood NSW 2067
Ph: (02) 9910 6200

Job No: 344113
Date Received: 20/2
Time Received: 1240
Received By: DW
Temp: Cool/Ambient 0°C
Cooling: Ice/Icepack
Security: Intact/Broken/None

Completed by: _____
Checked by: _____

Envirolab Services Pty Ltd
ABN 37 112 535 645
12 Ashley St Chatswood NSW 2067
ph 02 9910 6200 fax 02 9910 6201
customerservice@envirolab.com.au
www.envirolab.com.au

DATA QUALITY ASSESSMENT SUMMARY

Report Details

Envirolab Report Reference	**344413**
Client ID	Senversa Pty Ltd
Project Reference	21182 Smithfield
Date Issued	27/02/2024

QC DATA

All laboratory QC data was within the Envirolab Group's specifications except:

QC Specification Exceptions

QC Type	Reference	Analysis	Comments
Spike Recovery %	344413-1	Nickel	Fails internal acceptance criteria
Spike Recovery %	344413-1	Zinc	Fails internal acceptance criteria

See Report 344413-[R00] for QA/QC details

HOLDING TIME COMPLIANCE EVALUATION

All preservation / holding times (based on AS/ASPHA/ISO/NEPM/USEPA reference documents and standards) are compliant.

Certain analyses have had their recommended technical holding times elongated by filtering and/or freezing on receipt at the laboratory (e.g. BOD, chlorophyll/Pheophytin, nutrients and acid sulphate soil tests).

COMPLIANCE TO QC FREQUENCY (NEPM)

Internal laboratory QC rate complies with NEPM requirements (LCS/MB/MS 1 in 20, Duplicates 1 in 10 samples). Note, samples are batched together with other sample consignments in order to assign QC sample frequency.

QC Evaluation

Duplicate(s) was performed as per NEPM frequency	✓
Laboratory Control Sample(s) were analysed with the samples received	✓
A Method Blank was performed with the samples received	✓
Matrix spike(s) was performed as per NEPM frequency (Not Applicable for Air samples)	✓

Refer to Certificate of Analysis for all Quality Control data.

Envirolab Services Pty Ltd
ABN 37 112 535 645
12 Ashley St Chatswood NSW 2067
ph 02 9910 6200 fax 02 9910 6201
customerservice@envirolab.com.au
www.envirolab.com.au

SAMPLE RECEIPT ADVICE

Client Details

Client	Senversa Pty Ltd
Attention	Julia Nicholson

Sample Login Details

Your reference	21182 Smithfield
Envirolab Reference	344413
Date Sample Received	20/02/2024
Date Instructions Received	20/02/2024
Date Results Expected to be Reported	27/02/2024

Sample Condition

Samples received in appropriate condition for analysis	Yes
No. of Samples Provided	1 Soil
Turnaround Time Requested	Standard
Temperature on Receipt (°C)	0
Cooling Method	Ice
Sampling Date Provided	YES

Comments

Nil

Please direct any queries to:

Aileen Hie	Jacinta Hurst
Phone: 02 9910 6200	**Phone: 02 9910 6200**
Fax: 02 9910 6201	**Fax: 02 9910 6201**
Email: ahie@envirolab.com.au	**Email: jhurst@envirolab.com.au**

Analysis Underway, details on the following page:

Envirolab Services Pty Ltd
ABN 37 112 535 645
12 Ashley St Chatswood NSW 2067
ph 02 9910 6200 fax 02 9910 6201
customerservice@envirolab.com.au
www.envirolab.com.au

Sample ID	VOCs in soil	SVOCs in Soil	vTRH(C6-C10)/BTEXN in Soil	svTRH (C10-C40) in Soil	PAHs in Soil	Organochlorine Pesticides in soil	PCBs in Soil	Acid Extractable metalsin soil
QC201	✓	✓	✓	✓	✓	✓	✓	✓

The '✓' indicates the testing you have requested. **THIS IS NOT A REPORT OF THE RESULTS.**

Additional Info

Sample storage - Waters are routinely disposed of approximately 1 month and soils approximately 2 months from receipt.
Requests for longer term sample storage must be received in writing.
Please contact the laboratory immediately if observed settled sediment present in water samples is to be included in the extraction and/or analysis (exceptions include certain Physical Tests (pH/EC/BOD/COD/Apparent Colour etc.), Solids testing, Total Recoverable metals and PFAS analysis where solids are included by default.
TAT for Micro is dependent on incubation. This varies from 3 to 6 days.

Envirolab Services Pty Ltd
ABN 37 112 535 645
12 Ashley St Chatswood NSW 2067
ph 02 9910 6200 fax 02 9910 6201
customerservice@envirolab.com.au
www.envirolab.com.au

CERTIFICATE OF ANALYSIS 344902

Client Details

Client	Senversa Pty Ltd
Attention	Rowan Faint
Address	6/15 William St, Melbourne, VIC, 3000

Sample Details

Your Reference	**S21182 Tactical Smithfield**
Number of Samples	1 Water
Date samples received	26/02/2024
Date completed instructions received	26/02/2024

Analysis Details

Please refer to the following pages for results, methodology summary and quality control data.

Samples were analysed as received from the client. Results relate specifically to the samples as received.

Results are reported on a dry weight basis for solids and on an as received basis for other matrices.

Report Details

Date results requested by	04/03/2024
Date of Issue	04/03/2024

NATA Accreditation Number 2901. This document shall not be reproduced except in full.

Accredited for compliance with ISO/IEC 17025 - Testing. **Tests not covered by NATA are denoted with ***

Results Approved By
Dragana Tomas, Senior Chemist
Hannah Nguyen, Metals Supervisor
Sean McAlary, Chemist (FAS)

Authorised By
Nancy Zhang, Laboratory Manager

VOCs in water		
Our Reference		344902-1
Your Reference	UNITS	QC200
Date Sampled		21/02/2024
Type of sample		Water
Date Extracted	-	27/02/2024
Date Analysed	-	28/02/2024
Dichlorodifluoromethane	µg/L	<10
Chloromethane	µg/L	<10
Vinyl Chloride	µg/L	<10
Bromomethane	µg/L	<10
Chloroethane	µg/L	<10
Trichlorofluoromethane	µg/L	<10
1,1-Dichloroethene	µg/L	<1
Trans-1,2-dichloroethene	µg/L	<1
1,1-dichloroethane	µg/L	<1
Cis-1,2-dichloroethene	µg/L	<1
Bromochloromethane	µg/L	<1
Chloroform	µg/L	<1
2,2-dichloropropane	µg/L	<1
1,2-dichloroethane	µg/L	<1
1,1,1-trichloroethane	µg/L	<1
1,1-dichloropropene	µg/L	<1
Cyclohexane	µg/L	<1
Carbon tetrachloride	µg/L	<1
Benzene	µg/L	<1
Dibromomethane	µg/L	<1
1,2-dichloropropane	µg/L	<1
Trichloroethene	µg/L	<1
Bromodichloromethane	µg/L	<1
trans-1,3-dichloropropene	µg/L	<1
cis-1,3-dichloropropene	µg/L	<1
1,1,2-trichloroethane	µg/L	<1
Toluene	µg/L	<1
1,3-dichloropropane	µg/L	<1
Dibromochloromethane	µg/L	<1
1,2-dibromoethane	µg/L	<1
Tetrachloroethene	µg/L	<1
1,1,1,2-tetrachloroethane	µg/L	<1
Chlorobenzene	µg/L	<1
Ethylbenzene	µg/L	<1

VOCs in water		
Our Reference		344902-1
Your Reference	UNITS	QC200
Date Sampled		21/02/2024
Type of sample		Water
Bromoform	µg/L	<1
m+p-xylene	µg/L	<2
Styrene	µg/L	<1
1,1,2,2-tetrachloroethane	µg/L	<1
o-xylene	µg/L	<1
1,2,3-trichloropropane	µg/L	<1
Isopropylbenzene	µg/L	<1
Bromobenzene	µg/L	<1
n-propyl benzene	µg/L	<1
2-chlorotoluene	µg/L	<1
4-chlorotoluene	µg/L	<1
1,3,5-trimethyl benzene	µg/L	<1
Tert-butyl benzene	µg/L	<1
1,2,4-trimethyl benzene	µg/L	<1
1,3-dichlorobenzene	µg/L	<1
Sec-butyl benzene	µg/L	<1
1,4-dichlorobenzene	µg/L	<1
4-isopropyl toluene	µg/L	<1
1,2-dichlorobenzene	µg/L	<1
n-butyl benzene	µg/L	<1
1,2-dibromo-3-chloropropane	µg/L	<1
1,2,4-trichlorobenzene	µg/L	<1
Hexachlorobutadiene	µg/L	<1
1,2,3-trichlorobenzene	µg/L	<1
Surrogate Dibromofluoromethane	%	107
Surrogate Toluene-d8	%	99
Surrogate 4-Bromofluorobenzene	%	98

vTRH(C6-C10)/BTEXN in Water		
Our Reference		344902-1
Your Reference	UNITS	QC200
Date Sampled		21/02/2024
Type of sample		Water
Date extracted	-	27/02/2024
Date analysed	-	28/02/2024
TRH C_6 - C_9	µg/L	<10
TRH C_6 - C_{10}	µg/L	<10
TRH C_6 - C_{10} less BTEX (F1)	µg/L	<10
Benzene	µg/L	<1
Toluene	µg/L	<1
Ethylbenzene	µg/L	<1
m+p-xylene	µg/L	<2
o-xylene	µg/L	<1
Naphthalene	µg/L	<1
Surrogate Dibromofluoromethane	%	107
Surrogate Toluene-d8	%	99
Surrogate 4-Bromofluorobenzene	%	98

svTRH (C10-C40) in Water		
Our Reference		344902-1
Your Reference	UNITS	QC200
Date Sampled		21/02/2024
Type of sample		Water
Date extracted	-	27/02/2024
Date analysed	-	28/02/2024
TRH C_{10} - C_{14}	µg/L	<50
TRH C_{15} - C_{28}	µg/L	<100
TRH C_{29} - C_{36}	µg/L	<100
Total +ve TRH (C10-C36)	µg/L	<50
TRH >C_{10} - C_{16}	µg/L	<50
TRH >C_{10} - C_{16} less Naphthalene (F2)	µg/L	<50
TRH >C_{16} - C_{34}	µg/L	<100
TRH >C_{34} - C_{40}	µg/L	<100
Total +ve TRH (>C10-C40)	µg/L	<50
Surrogate o-Terphenyl	%	93

PAHs in Water		
Our Reference		344902-1
Your Reference	UNITS	QC200
Date Sampled		21/02/2024
Type of sample		Water
Date extracted	-	27/02/2024
Date analysed	-	28/02/2024
Naphthalene	µg/L	<0.1
Acenaphthylene	µg/L	<0.1
Acenaphthene	µg/L	<0.1
Fluorene	µg/L	<0.1
Phenanthrene	µg/L	<0.1
Anthracene	µg/L	<0.1
Fluoranthene	µg/L	<0.1
Pyrene	µg/L	<0.1
Benzo(a)anthracene	µg/L	<0.1
Chrysene	µg/L	<0.1
Benzo(b,j+k)fluoranthene	µg/L	<0.2
Benzo(a)pyrene	µg/L	<0.1
Indeno(1,2,3-c,d)pyrene	µg/L	<0.1
Dibenzo(a,h)anthracene	µg/L	<0.1
Benzo(g,h,i)perylene	µg/L	<0.1
Benzo(a)pyrene TEQ	µg/L	<0.5
Total +ve PAH's	µg/L	<0.1
Surrogate p-Terphenyl-d14	%	105

HM in water - dissolved		
Our Reference		344902-1
Your Reference	UNITS	QC200
Date Sampled		21/02/2024
Type of sample		Water
Date prepared	-	27/02/2024
Date analysed	-	27/02/2024
Arsenic-Dissolved	µg/L	1
Cadmium-Dissolved	µg/L	0.7
Chromium-Dissolved	µg/L	<1
Copper-Dissolved	µg/L	1
Lead-Dissolved	µg/L	<1
Mercury-Dissolved	µg/L	<0.05
Nickel-Dissolved	µg/L	4
Zinc-Dissolved	µg/L	38

PFAS in Waters Extended		
Our Reference		344902-1
Your Reference	UNITS	QC200
Date Sampled		21/02/2024
Type of sample		Water
Date prepared	-	27/02/2024
Date analysed	-	27/02/2024
Perfluorobutanesulfonic acid	µg/L	<0.01
Perfluoropentanesulfonic acid	µg/L	<0.01
Perfluorohexanesulfonic acid - PFHxS	µg/L	<0.01
Perfluoroheptanesulfonic acid	µg/L	<0.01
Perfluorooctanesulfonic acid PFOS	µg/L	<0.01
Perfluorodecanesulfonic acid	µg/L	<0.02
Perfluorobutanoic acid	µg/L	<0.02
Perfluoropentanoic acid	µg/L	<0.02
Perfluorohexanoic acid	µg/L	<0.01
Perfluoroheptanoic acid	µg/L	<0.01
Perfluorooctanoic acid PFOA	µg/L	<0.01
Perfluorononanoic acid	µg/L	<0.01
Perfluorodecanoic acid	µg/L	<0.02
Perfluoroundecanoic acid	µg/L	<0.02
Perfluorododecanoic acid	µg/L	<0.05
Perfluorotridecanoic acid	µg/L	<0.1
Perfluorotetradecanoic acid	µg/L	<0.5
4:2 FTS	µg/L	<0.01
6:2 FTS	µg/L	<0.01
8:2 FTS	µg/L	<0.02
10:2 FTS	µg/L	<0.02
Perfluorooctane sulfonamide	µg/L	<0.1
N-Methyl perfluorooctane sulfonamide	µg/L	<0.05
N-Ethyl perfluorooctanesulfon amide	µg/L	<0.1
N-Me perfluorooctanesulfonamid oethanol	µg/L	<0.05
N-Et perfluorooctanesulfonamid oethanol	µg/L	<0.5
MePerfluorooctanesulf- amid oacetic acid	µg/L	<0.02
EtPerfluorooctanesulf- amid oacetic acid	µg/L	<0.02
Surrogate $^{13}C_8$ *PFOS*	%	96
Surrogate $^{13}C_2$ *PFOA*	%	98
Extracted ISTD $^{13}C_3$ *PFBS*	%	97
Extracted ISTD $^{18}O_2$ *PFHxS*	%	98
Extracted ISTD $^{13}C_4$ *PFOS*	%	97
Extracted ISTD $^{13}C_4$ *PFBA*	%	88

PFAS in Waters Extended		
Our Reference		344902-1
Your Reference	UNITS	QC200
Date Sampled		21/02/2024
Type of sample		Water
Extracted ISTD $^{13}C_3$ *PFPeA*	%	89
Extracted ISTD $^{13}C_2$ *PFHxA*	%	96
Extracted ISTD $^{13}C_4$ *PFHpA*	%	97
Extracted ISTD $^{13}C_4$ *PFOA*	%	99
Extracted ISTD $^{13}C_5$ *PFNA*	%	98
Extracted ISTD $^{13}C_2$ *PFDA*	%	94
Extracted ISTD $^{13}C_2$ *PFUnDA*	%	98
Extracted ISTD $^{13}C_2$ *PFDoDA*	%	93
Extracted ISTD $^{13}C_2$ *PFTeDA*	%	82
Extracted ISTD $^{13}C_2$ *4:2FTS*	%	83
Extracted ISTD $^{13}C_2$ *6:2FTS*	%	84
Extracted ISTD $^{13}C_2$ *8:2FTS*	%	101
Extracted ISTD $^{13}C_8$ *FOSA*	%	99
Extracted ISTD d_3 *N MeFOSA*	%	94
Extracted ISTD d_5 *N EtFOSA*	%	98
Extracted ISTD d_7 *N MeFOSE*	%	99
Extracted ISTD d_9 *N EtFOSE*	%	96
Extracted ISTD d_3 *N MeFOSAA*	%	83
Extracted ISTD d_5 *N EtFOSAA*	%	90
Total Positive PFHxS & PFOS	µg/L	<0.01
Total Positive PFOA & PFOS	µg/L	<0.01
Total Positive PFAS	µg/L	<0.01

Method ID	Methodology Summary
Metals-021	Determination of Mercury by Cold Vapour AAS.
Metals-022	Determination of various metals by ICP-MS. Please note for Bromine and Iodine, any forms of these elements that are present are included together in the one result reported for each of these two elements. Salt forms (e.g. FeO, PbO, ZnO) are determinined stoichiometrically from the base metal concentration.
Org-020	Soil samples are extracted with Dichloromethane/Acetone and waters with Dichloromethane and analysed by GC-FID. F2 = (>C10-C16)-Naphthalene as per NEPM B1 Guideline on Investigation Levels for Soil and Groundwater (HSLs Tables 1A (3, 4)). Note Naphthalene is determined from the VOC analysis.
Org-022/025	Soil samples are extracted with Dichloromethane/Acetone and waters with Dichloromethane and analysed by GC-MS/GC-MSMS. Benzo(a)pyrene TEQ as per NEPM B1 Guideline on Investigation Levels for Soil and Groundwater - 2013.
Org-023	Water samples are analysed directly by purge and trap GC-MS.
Org-023	Soil samples are extracted with methanol and spiked into water prior to analysing by purge and trap GC-MS. Water samples are analysed directly by purge and trap GC-MS. F1 = (C6-C10)-BTEX as per NEPM B1 Guideline on Investigation Levels for Soil and Groundwater.
Org-029	Soil samples are extracted with basified Methanol. Waters and soil extracts are directly injected and/or concentrated/extracted using SPE. TCLPs/ASLP leachates are centrifuged, the supernatant is then analysed (including amendment with solvent) - as per the option in AS4439.3. Analysis is undertaken with LC-MS/MS. PFAS results include the sum of branched and linear isomers where applicable. Please note that PFAS results are corrected for Extracted Internal Standards (QSM 5.4 Table B-15 terminology), which are mass labelled analytes added prior to sample preparation to assess matrix effects and verify processing of the sample. PFAS analytes without a commercially available mass labelled analogue are corrected vs a closely eluting mass labelled PFAS compound. Surrogates are also reported, in this context they are mass labelled PFAS compounds added prior to extraction but are used as monitoring compounds only (not used for result correction). Envicarb (or similar) is used discretionally to remove interfering matrix components. Please contact the laboratory if estimates of Measurement Uncertainty are required as per WA DER.

QUALITY CONTROL: VOCs in water						Duplicate			Spike Recovery %	
Test Description	Units	PQL	Method	Blank	#	Base	Dup.	RPD	LCS-W1	[NT]
Date Extracted	-			27/02/2024	1	27/02/2024	01/03/2024		27/02/2024	[NT]
Date Analysed	-			28/02/2024	1	28/02/2024	04/03/2024		28/02/2024	[NT]
Dichlorodifluoromethane	µg/L	10	Org-023	<10	1	<10	<10	0	[NT]	[NT]
Chloromethane	µg/L	10	Org-023	<10	1	<10	<10	0	[NT]	[NT]
Vinyl Chloride	µg/L	10	Org-023	<10	1	<10	<10	0	[NT]	[NT]
Bromomethane	µg/L	10	Org-023	<10	1	<10	<10	0	[NT]	[NT]
Chloroethane	µg/L	10	Org-023	<10	1	<10	<10	0	[NT]	[NT]
Trichlorofluoromethane	µg/L	10	Org-023	<10	1	<10	<10	0	[NT]	[NT]
1,1-Dichloroethene	µg/L	1	Org-023	<1	1	<1	<1	0	[NT]	[NT]
Trans-1,2-dichloroethene	µg/L	1	Org-023	<1	1	<1	<1	0	[NT]	[NT]
1,1-dichloroethane	µg/L	1	Org-023	<1	1	<1	<1	0	99	[NT]
Cis-1,2-dichloroethene	µg/L	1	Org-023	<1	1	<1	<1	0	[NT]	[NT]
Bromochloromethane	µg/L	1	Org-023	<1	1	<1	<1	0	[NT]	[NT]
Chloroform	µg/L	1	Org-023	<1	1	<1	<1	0	100	[NT]
2,2-dichloropropane	µg/L	1	Org-023	<1	1	<1	<1	0	[NT]	[NT]
1,2-dichloroethane	µg/L	1	Org-023	<1	1	<1	<1	0	100	[NT]
1,1,1-trichloroethane	µg/L	1	Org-023	<1	1	<1	<1	0	102	[NT]
1,1-dichloropropene	µg/L	1	Org-023	<1	1	<1	<1	0	[NT]	[NT]
Cyclohexane	µg/L	1	Org-023	<1	1	<1	<1	0	[NT]	[NT]
Carbon tetrachloride	µg/L	1	Org-023	<1	1	<1	<1	0	[NT]	[NT]
Benzene	µg/L	1	Org-023	<1	1	<1	<1	0	103	[NT]
Dibromomethane	µg/L	1	Org-023	<1	1	<1	<1	0	[NT]	[NT]
1,2-dichloropropane	µg/L	1	Org-023	<1	1	<1	<1	0	[NT]	[NT]
Trichloroethene	µg/L	1	Org-023	<1	1	<1	<1	0	91	[NT]
Bromodichloromethane	µg/L	1	Org-023	<1	1	<1	<1	0	98	[NT]
trans-1,3-dichloropropene	µg/L	1	Org-023	<1	1	<1	<1	0	[NT]	[NT]
cis-1,3-dichloropropene	µg/L	1	Org-023	<1	1	<1	<1	0	[NT]	[NT]
1,1,2-trichloroethane	µg/L	1	Org-023	<1	1	<1	<1	0	[NT]	[NT]
Toluene	µg/L	1	Org-023	<1	1	<1	<1	0	102	[NT]
1,3-dichloropropane	µg/L	1	Org-023	<1	1	<1	<1	0	[NT]	[NT]
Dibromochloromethane	µg/L	1	Org-023	<1	1	<1	<1	0	100	[NT]
1,2-dibromoethane	µg/L	1	Org-023	<1	1	<1	<1	0	[NT]	[NT]
Tetrachloroethene	µg/L	1	Org-023	<1	1	<1	<1	0	103	[NT]
1,1,1,2-tetrachloroethane	µg/L	1	Org-023	<1	1	<1	<1	0	[NT]	[NT]
Chlorobenzene	µg/L	1	Org-023	<1	1	<1	<1	0	[NT]	[NT]
Ethylbenzene	µg/L	1	Org-023	<1	1	<1	<1	0	104	[NT]
Bromoform	µg/L	1	Org-023	<1	1	<1	<1	0	[NT]	[NT]
m+p-xylene	µg/L	2	Org-023	<2	1	<2	<2	0	104	[NT]
Styrene	µg/L	1	Org-023	<1	1	<1	<1	0	[NT]	[NT]
1,1,2,2-tetrachloroethane	µg/L	1	Org-023	<1	1	<1	<1	0	[NT]	[NT]

QUALITY CONTROL: VOCs in water						Duplicate			Spike Recovery %	
Test Description	Units	PQL	Method	Blank	#	Base	Dup.	RPD	LCS-W1	[NT]
o-xylene	µg/L	1	Org-023	<1	1	<1	<1	0	103	[NT]
1,2,3-trichloropropane	µg/L	1	Org-023	<1	1	<1	<1	0	[NT]	[NT]
Isopropylbenzene	µg/L	1	Org-023	<1	1	<1	<1	0	[NT]	[NT]
Bromobenzene	µg/L	1	Org-023	<1	1	<1	<1	0	[NT]	[NT]
n-propyl benzene	µg/L	1	Org-023	<1	1	<1	<1	0	[NT]	[NT]
2-chlorotoluene	µg/L	1	Org-023	<1	1	<1	<1	0	[NT]	[NT]
4-chlorotoluene	µg/L	1	Org-023	<1	1	<1	<1	0	[NT]	[NT]
1,3,5-trimethyl benzene	µg/L	1	Org-023	<1	1	<1	<1	0	[NT]	[NT]
Tert-butyl benzene	µg/L	1	Org-023	<1	1	<1	<1	0	[NT]	[NT]
1,2,4-trimethyl benzene	µg/L	1	Org-023	<1	1	<1	<1	0	[NT]	[NT]
1,3-dichlorobenzene	µg/L	1	Org-023	<1	1	<1	<1	0	[NT]	[NT]
Sec-butyl benzene	µg/L	1	Org-023	<1	1	<1	<1	0	[NT]	[NT]
1,4-dichlorobenzene	µg/L	1	Org-023	<1	1	<1	<1	0	[NT]	[NT]
4-isopropyl toluene	µg/L	1	Org-023	<1	1	<1	<1	0	[NT]	[NT]
1,2-dichlorobenzene	µg/L	1	Org-023	<1	1	<1	<1	0	[NT]	[NT]
n-butyl benzene	µg/L	1	Org-023	<1	1	<1	<1	0	[NT]	[NT]
1,2-dibromo-3-chloropropane	µg/L	1	Org-023	<1	1	<1	<1	0	[NT]	[NT]
1,2,4-trichlorobenzene	µg/L	1	Org-023	<1	1	<1	<1	0	[NT]	[NT]
Hexachlorobutadiene	µg/L	1	Org-023	<1	1	<1	<1	0	[NT]	[NT]
1,2,3-trichlorobenzene	µg/L	1	Org-023	<1	1	<1	<1	0	[NT]	[NT]
Surrogate Dibromofluoromethane	%		Org-023	111	1	107	110	3	114	[NT]
Surrogate Toluene-d8	%		Org-023	99	1	99	98	1	100	[NT]
Surrogate 4-Bromofluorobenzene	%		Org-023	99	1	98	98	0	102	[NT]

QUALITY CONTROL: vTRH(C6-C10)/BTEXN in Water						Duplicate			Spike Recovery %	
Test Description	Units	PQL	Method	Blank	#	Base	Dup.	RPD	LCS-W1	[NT]
Date extracted	-			27/02/2024	1	27/02/2024	01/03/2024		27/02/2024	[NT]
Date analysed	-			28/02/2024	1	28/02/2024	04/03/2024		28/02/2024	[NT]
TRH C_6 - C_9	µg/L	10	Org-023	<10	1	<10	<10	0	103	[NT]
TRH C_6 - C_{10}	µg/L	10	Org-023	<10	1	<10	<10	0	103	[NT]
Benzene	µg/L	1	Org-023	<1	1	<1	<1	0	103	[NT]
Toluene	µg/L	1	Org-023	<1	1	<1	<1	0	102	[NT]
Ethylbenzene	µg/L	1	Org-023	<1	1	<1	<1	0	104	[NT]
m+p-xylene	µg/L	2	Org-023	<2	1	<2	<2	0	104	[NT]
o-xylene	µg/L	1	Org-023	<1	1	<1	<1	0	103	[NT]
Naphthalene	µg/L	1	Org-023	<1	1	<1	<1	0	[NT]	[NT]
Surrogate Dibromofluoromethane	%		Org-023	111	1	107	110	3	114	[NT]
Surrogate Toluene-d8	%		Org-023	99	1	99	98	1	100	[NT]
Surrogate 4-Bromofluorobenzene	%		Org-023	99	1	98	98	0	102	[NT]

QUALITY CONTROL: svTRH (C10-C40) in Water						Duplicate			Spike Recovery %	
Test Description	Units	PQL	Method	Blank	#	Base	Dup.	RPD	LCS-W1	[NT]
Date extracted	-			27/02/2024	[NT]	[NT]	[NT]	[NT]	27/02/2024	[NT]
Date analysed	-			28/02/2024	[NT]	[NT]	[NT]	[NT]	28/02/2024	[NT]
TRH C_{10} - C_{14}	µg/L	50	Org-020	<50	[NT]	[NT]	[NT]	[NT]	108	[NT]
TRH C_{15} - C_{28}	µg/L	100	Org-020	<100	[NT]	[NT]	[NT]	[NT]	109	[NT]
TRH C_{29} - C_{36}	µg/L	100	Org-020	<100	[NT]	[NT]	[NT]	[NT]	86	[NT]
TRH >C_{10} - C_{16}	µg/L	50	Org-020	<50	[NT]	[NT]	[NT]	[NT]	108	[NT]
TRH >C_{16} - C_{34}	µg/L	100	Org-020	<100	[NT]	[NT]	[NT]	[NT]	109	[NT]
TRH >C_{34} - C_{40}	µg/L	100	Org-020	<100	[NT]	[NT]	[NT]	[NT]	86	[NT]
Surrogate o-Terphenyl	%		Org-020	97	[NT]	[NT]	[NT]	[NT]	101	[NT]

QUALITY CONTROL: PAHs in Water						Duplicate			Spike Recovery %	
Test Description	Units	PQL	Method	Blank	#	Base	Dup.	RPD	LCS-W2	[NT]
Date extracted	-			27/02/2024	[NT]	[NT]	[NT]	[NT]	27/02/2024	[NT]
Date analysed	-			28/02/2024	[NT]	[NT]	[NT]	[NT]	28/02/2024	[NT]
Naphthalene	µg/L	0.1	Org-022/025	<0.1	[NT]	[NT]	[NT]	[NT]	134	[NT]
Acenaphthylene	µg/L	0.1	Org-022/025	<0.1	[NT]	[NT]	[NT]	[NT]	[NT]	[NT]
Acenaphthene	µg/L	0.1	Org-022/025	<0.1	[NT]	[NT]	[NT]	[NT]	127	[NT]
Fluorene	µg/L	0.1	Org-022/025	<0.1	[NT]	[NT]	[NT]	[NT]	122	[NT]
Phenanthrene	µg/L	0.1	Org-022/025	<0.1	[NT]	[NT]	[NT]	[NT]	126	[NT]
Anthracene	µg/L	0.1	Org-022/025	<0.1	[NT]	[NT]	[NT]	[NT]	[NT]	[NT]
Fluoranthene	µg/L	0.1	Org-022/025	<0.1	[NT]	[NT]	[NT]	[NT]	132	[NT]
Pyrene	µg/L	0.1	Org-022/025	<0.1	[NT]	[NT]	[NT]	[NT]	132	[NT]
Benzo(a)anthracene	µg/L	0.1	Org-022/025	<0.1	[NT]	[NT]	[NT]	[NT]	[NT]	[NT]
Chrysene	µg/L	0.1	Org-022/025	<0.1	[NT]	[NT]	[NT]	[NT]	110	[NT]
Benzo(b,j+k)fluoranthene	µg/L	0.2	Org-022/025	<0.2	[NT]	[NT]	[NT]	[NT]	[NT]	[NT]
Benzo(a)pyrene	µg/L	0.1	Org-022/025	<0.1	[NT]	[NT]	[NT]	[NT]	137	[NT]
Indeno(1,2,3-c,d)pyrene	µg/L	0.1	Org-022/025	<0.1	[NT]	[NT]	[NT]	[NT]	[NT]	[NT]
Dibenzo(a,h)anthracene	µg/L	0.1	Org-022/025	<0.1	[NT]	[NT]	[NT]	[NT]	[NT]	[NT]
Benzo(g,h,i)perylene	µg/L	0.1	Org-022/025	<0.1	[NT]	[NT]	[NT]	[NT]	[NT]	[NT]
Surrogate p-Terphenyl-d14	%		Org-022/025	111	[NT]	[NT]	[NT]	[NT]	110	[NT]

QUALITY CONTROL: HM in water - dissolved						Duplicate			Spike Recovery %	
Test Description	Units	PQL	Method	Blank	#	Base	Dup.	RPD	LCS-W4	[NT]
Date prepared	-			27/02/2024	[NT]	[NT]	[NT]	[NT]	27/02/2024	[NT]
Date analysed	-			27/02/2024	[NT]	[NT]	[NT]	[NT]	27/02/2024	[NT]
Arsenic-Dissolved	µg/L	1	Metals-022	<1	[NT]	[NT]	[NT]	[NT]	102	[NT]
Cadmium-Dissolved	µg/L	0.1	Metals-022	<0.1	[NT]	[NT]	[NT]	[NT]	96	[NT]
Chromium-Dissolved	µg/L	1	Metals-022	<1	[NT]	[NT]	[NT]	[NT]	99	[NT]
Copper-Dissolved	µg/L	1	Metals-022	<1	[NT]	[NT]	[NT]	[NT]	98	[NT]
Lead-Dissolved	µg/L	1	Metals-022	<1	[NT]	[NT]	[NT]	[NT]	101	[NT]
Mercury-Dissolved	µg/L	0.05	Metals-021	<0.05	[NT]	[NT]	[NT]	[NT]	102	[NT]
Nickel-Dissolved	µg/L	1	Metals-022	<1	[NT]	[NT]	[NT]	[NT]	94	[NT]
Zinc-Dissolved	µg/L	1	Metals-022	<1	[NT]	[NT]	[NT]	[NT]	97	[NT]

QUALITY CONTROL: PFAS in Waters Extended						Duplicate			Spike Recovery %	
Test Description	Units	PQL	Method	Blank	#	Base	Dup.	RPD	LCS-W1	[NT]
Date prepared	-			27/02/2024	[NT]	[NT]	[NT]	[NT]	27/02/2024	[NT]
Date analysed	-			27/02/2024	[NT]	[NT]	[NT]	[NT]	27/02/2024	[NT]
Perfluorobutanesulfonic acid	µg/L	0.01	Org-029	<0.01	[NT]	[NT]	[NT]	[NT]	92	[NT]
Perfluoropentanesulfonic acid	µg/L	0.01	Org-029	<0.01	[NT]	[NT]	[NT]	[NT]	103	[NT]
Perfluorohexanesulfonic acid - PFHxS	µg/L	0.01	Org-029	<0.01	[NT]	[NT]	[NT]	[NT]	100	[NT]
Perfluoroheptanesulfonic acid	µg/L	0.01	Org-029	<0.01	[NT]	[NT]	[NT]	[NT]	101	[NT]
Perfluorooctanesulfonic acid PFOS	µg/L	0.01	Org-029	<0.01	[NT]	[NT]	[NT]	[NT]	98	[NT]
Perfluorodecanesulfonic acid	µg/L	0.02	Org-029	<0.02	[NT]	[NT]	[NT]	[NT]	91	[NT]
Perfluorobutanoic acid	µg/L	0.02	Org-029	<0.02	[NT]	[NT]	[NT]	[NT]	98	[NT]
Perfluoropentanoic acid	µg/L	0.02	Org-029	<0.02	[NT]	[NT]	[NT]	[NT]	97	[NT]
Perfluorohexanoic acid	µg/L	0.01	Org-029	<0.01	[NT]	[NT]	[NT]	[NT]	98	[NT]
Perfluoroheptanoic acid	µg/L	0.01	Org-029	<0.01	[NT]	[NT]	[NT]	[NT]	99	[NT]
Perfluorooctanoic acid PFOA	µg/L	0.01	Org-029	<0.01	[NT]	[NT]	[NT]	[NT]	97	[NT]
Perfluorononanoic acid	µg/L	0.01	Org-029	<0.01	[NT]	[NT]	[NT]	[NT]	100	[NT]
Perfluorodecanoic acid	µg/L	0.02	Org-029	<0.02	[NT]	[NT]	[NT]	[NT]	106	[NT]
Perfluoroundecanoic acid	µg/L	0.02	Org-029	<0.02	[NT]	[NT]	[NT]	[NT]	106	[NT]
Perfluorododecanoic acid	µg/L	0.05	Org-029	<0.05	[NT]	[NT]	[NT]	[NT]	97	[NT]
Perfluorotridecanoic acid	µg/L	0.1	Org-029	<0.1	[NT]	[NT]	[NT]	[NT]	94	[NT]
Perfluorotetradecanoic acid	µg/L	0.5	Org-029	<0.5	[NT]	[NT]	[NT]	[NT]	100	[NT]
4:2 FTS	µg/L	0.01	Org-029	<0.01	[NT]	[NT]	[NT]	[NT]	97	[NT]
6:2 FTS	µg/L	0.01	Org-029	<0.01	[NT]	[NT]	[NT]	[NT]	93	[NT]
8:2 FTS	µg/L	0.02	Org-029	<0.02	[NT]	[NT]	[NT]	[NT]	109	[NT]
10:2 FTS	µg/L	0.02	Org-029	<0.02	[NT]	[NT]	[NT]	[NT]	103	[NT]
Perfluorooctane sulfonamide	µg/L	0.1	Org-029	<0.1	[NT]	[NT]	[NT]	[NT]	106	[NT]
N-Methyl perfluorooctane sulfonamide	µg/L	0.05	Org-029	<0.05	[NT]	[NT]	[NT]	[NT]	102	[NT]
N-Ethyl perfluorooctanesulfon amide	µg/L	0.1	Org-029	<0.1	[NT]	[NT]	[NT]	[NT]	95	[NT]
N-Me perfluorooctanesulfonamid oethanol	µg/L	0.05	Org-029	<0.05	[NT]	[NT]	[NT]	[NT]	97	[NT]
N-Et perfluorooctanesulfonamid oethanol	µg/L	0.5	Org-029	<0.5	[NT]	[NT]	[NT]	[NT]	105	[NT]
MePerfluorooctanesulf- amid oacetic acid	µg/L	0.02	Org-029	<0.02	[NT]	[NT]	[NT]	[NT]	105	[NT]
EtPerfluorooctanesulf- amid oacetic acid	µg/L	0.02	Org-029	<0.02	[NT]	[NT]	[NT]	[NT]	96	[NT]
Surrogate $^{13}C_8$ *PFOS*	%		Org-029	104	[NT]	[NT]	[NT]	[NT]	104	[NT]
Surrogate $^{13}C_2$ *PFOA*	%		Org-029	94	[NT]	[NT]	[NT]	[NT]	97	[NT]

QUALITY CONTROL: PFAS in Waters Extended					Duplicate				Spike Recovery %	
Test Description	Units	PQL	Method	Blank	#	Base	Dup.	RPD	LCS-W1	[NT]
Extracted ISTD $^{13}C_3$ *PFBS*	%		Org-029	103	[NT]	[NT]	[NT]	[NT]	104	[NT]
Extracted ISTD $^{18}O_2$ *PFHxS*	%		Org-029	97	[NT]	[NT]	[NT]	[NT]	97	[NT]
Extracted ISTD $^{13}C_4$ *PFOS*	%		Org-029	97	[NT]	[NT]	[NT]	[NT]	94	[NT]
Extracted ISTD $^{13}C_4$ *PFBA*	%		Org-029	99	[NT]	[NT]	[NT]	[NT]	96	[NT]
Extracted ISTD $^{13}C_3$ *PFPeA*	%		Org-029	100	[NT]	[NT]	[NT]	[NT]	100	[NT]
Extracted ISTD $^{13}C_2$ *PFHxA*	%		Org-029	103	[NT]	[NT]	[NT]	[NT]	99	[NT]
Extracted ISTD $^{13}C_4$ *PFHpA*	%		Org-029	102	[NT]	[NT]	[NT]	[NT]	101	[NT]
Extracted ISTD $^{13}C_4$ *PFOA*	%		Org-029	107	[NT]	[NT]	[NT]	[NT]	104	[NT]
Extracted ISTD $^{13}C_5$ *PFNA*	%		Org-029	103	[NT]	[NT]	[NT]	[NT]	100	[NT]
Extracted ISTD $^{13}C_2$ *PFDA*	%		Org-029	100	[NT]	[NT]	[NT]	[NT]	94	[NT]
Extracted ISTD $^{13}C_2$ *PFUnDA*	%		Org-029	100	[NT]	[NT]	[NT]	[NT]	98	[NT]
Extracted ISTD $^{13}C_2$ *PFDoDA*	%		Org-029	92	[NT]	[NT]	[NT]	[NT]	91	[NT]
Extracted ISTD $^{13}C_2$ *PFTeDA*	%		Org-029	74	[NT]	[NT]	[NT]	[NT]	73	[NT]
Extracted ISTD $^{13}C_2$ *4:2FTS*	%		Org-029	103	[NT]	[NT]	[NT]	[NT]	100	[NT]
Extracted ISTD $^{13}C_2$ *6:2FTS*	%		Org-029	103	[NT]	[NT]	[NT]	[NT]	102	[NT]
Extracted ISTD $^{13}C_2$ *8:2FTS*	%		Org-029	104	[NT]	[NT]	[NT]	[NT]	101	[NT]
Extracted ISTD $^{13}C_8$ *FOSA*	%		Org-029	100	[NT]	[NT]	[NT]	[NT]	99	[NT]
Extracted ISTD d_3 *N MeFOSA*	%		Org-029	94	[NT]	[NT]	[NT]	[NT]	93	[NT]
Extracted ISTD d_5 *N EtFOSA*	%		Org-029	95	[NT]	[NT]	[NT]	[NT]	95	[NT]
Extracted ISTD d_7 *N MeFOSE*	%		Org-029	96	[NT]	[NT]	[NT]	[NT]	98	[NT]

QUALITY CONTROL: PFAS in Waters Extended						Duplicate			Spike Recovery %	
Test Description	Units	PQL	Method	Blank	#	Base	Dup.	RPD	LCS-W1	[NT]
Extracted ISTD d_9 *N EtFOSE*	%		Org-029	95	[NT]	[NT]	[NT]	[NT]	96	[NT]
Extracted ISTD d_3 *N MeFOSAA*	%		Org-029	100	[NT]	[NT]	[NT]	[NT]	100	[NT]
Extracted ISTD d_5 *N EtFOSAA*	%		Org-029	105	[NT]	[NT]	[NT]	[NT]	108	[NT]

Result Definitions

NT	Not tested
NA	Test not required
INS	Insufficient sample for this test
PQL	Practical Quantitation Limit
<	Less than
>	Greater than
RPD	Relative Percent Difference
LCS	Laboratory Control Sample
NS	Not specified
NEPM	National Environmental Protection Measure
NR	Not Reported

Quality Control Definitions

Blank	This is the component of the analytical signal which is not derived from the sample but from reagents, glassware etc, can be determined by processing solvents and reagents in exactly the same manner as for samples.
Duplicate	This is the complete duplicate analysis of a sample from the process batch. If possible, the sample selected should be one where the analyte concentration is easily measurable.
Matrix Spike	A portion of the sample is spiked with a known concentration of target analyte. The purpose of the matrix spike is to monitor the performance of the analytical method used and to determine whether matrix interferences exist.
LCS (Laboratory Control Sample)	This comprises either a standard reference material or a control matrix (such as a blank sand or water) fortified with analytes representative of the analyte class. It is simply a check sample.
Surrogate Spike	Surrogates are known additions to each sample, blank, matrix spike and LCS in a batch, of compounds which are similar to the analyte of interest, however are not expected to be found in real samples.

Australian Drinking Water Guidelines recommend that Thermotolerant Coliform, Faecal Enterococci, & E.Coli levels are less than 1cfu/100mL. The recommended maximums are taken from "Australian Drinking Water Guidelines", published by NHMRC & ARMC 2011.

The recommended maximums for analytes in urine are taken from “2018 TLVs and BEIs”, as published by ACGIH (where available). Limit provided for Nickel is a precautionary guideline as per Position Paper prepared by AIOH Exposure Standards Committee, 2016.

Guideline limits for Rinse Water Quality reported as per analytical requirements and specifications of AS 4187, Amdt 2 2019, Table 7.2

Laboratory Acceptance Criteria

Duplicate sample and matrix spike recoveries may not be reported on smaller jobs, however, were analysed at a frequency to meet or exceed NEPM requirements. All samples are tested in batches of 20. The duplicate sample RPD and matrix spike recoveries for the batch were within the laboratory acceptance criteria.

Filters, swabs, wipes, tubes and badges will not have duplicate data as the whole sample is generally extracted during sample extraction.

Spikes for Physical and Aggregate Tests are not applicable.

For VOCs in water samples, three vials are required for duplicate or spike analysis.

Duplicates: >10xPQL - RPD acceptance criteria will vary depending on the analytes and the analytical techniques but is typically in the range 20%-50% – see ELN-P05 QA/QC tables for details; <10xPQL - RPD are higher as the results approach PQL and the estimated measurement uncertainty will statistically increase.

Matrix Spikes, LCS and Surrogate recoveries: Generally 70-130% for inorganics/metals (not SPOCAS); 60-140% for organics/SPOCAS (+/-50% surrogates) and 10-140% for labile SVOCs (including labile surrogates), ultra trace organics and speciated phenols is acceptable.

In circumstances where no duplicate and/or sample spike has been reported at 1 in 10 and/or 1 in 20 samples respectively, the sample volume submitted was insufficient in order to satisfy laboratory QA/QC protocols.

When samples are received where certain analytes are outside of recommended technical holding times (THTs), the analysis has proceeded. Where analytes are on the verge of breaching THTs, every effort will be made to analyse within the THT or as soon as practicable.

Where sampling dates are not provided, Envirolab are not in a position to comment on the validity of the analysis where recommended technical holding times may have been breached.

Where matrix spike recoveries fall below the lower limit of the acceptance criteria (e.g. for non-labile or standard Organics <60%), positive result(s) in the parent sample will subsequently have a higher than typical estimated uncertainty (MU estimates supplied on request) and in these circumstances the sample result is likely biased significantly low.

Measurement Uncertainty estimates are available for most tests upon request.

Analysis of aqueous samples typically involves the extraction/digestion and/or analysis of the liquid phase only (i.e. NOT any settled sediment phase but inclusive of suspended particles if present), unless stipulated on the Envirolab COC and/or by correspondence. Notable exceptions include certain Physical Tests (pH/EC/BOD/COD/Apparent Colour etc.), Solids testing, total recoverable metals and PFAS where solids are included by default.

Samples for Microbiological analysis (not Amoeba forms) received outside of the 2-8°C temperature range do not meet the ideal cooling conditions as stated in AS2031-2012.

senversa

Chain of Custody Documentation

Senversa Pty Ltd
www.senversa.com.au
ABN 89 132 231 380

Laboratory: mgt/Eurofins NSW
Address:
Contact: Sample Receipt
Phone:

Job Number:	S21182	**Purchase Order:**	
Project Name:	Tactical Smithfield	**Quote No:**	
Sampled By:	Rowan Faint	**Turn Around Time:**	Standard
Project Manager:	Julia Nicholson	**Page:**	1 of 1
Email Report To:	rowan.faint@senversa.com.au julia.nicholson@senversa.com.au	**Phone/Mobile:**	0420218472

Sample Information					Container Information		Analysis Required											
Lab ID	Sample ID	Matrix *	Date	Time	Type / Code	Total Bottles	TRH	BTEX	PAHs (low levels)	8 Heavy metals	VOCs	PFAS					HOLD	Comments: e.g. Highly contaminated sample; hazardous materials present; trace LORs etc.
	MW04	Water	2/21/2024			5	X	X	X	X	X	X						
	MW05	Water	2/21/2024			5	X	X	X	X	X	X						
	MW06	Water	2/21/2024			5	X	X	X	X	X	X						
	MW08	Water	2/21/2024			5	X	X	X	X	X	X						
	MW09	Water	2/21/2024			5	X	X	X	X	X	X						
	QC100	Water	2/21/2024			5	X	X	X	X	X	X						
	QC200	Water	2/21/2024			5	X	X	X	X	X	X						SEND TO ENVIROLAB
	QC300	Water	2/21/2024			5	X	X	X	X	X	X						
	QC301	Water	2/21/2024			1						X						
	QC400	Water	2/21/2024			2	X	X										
	QC401	Water	2/21/2024			1						X						
	QC500	Water	2/21/2024			2	X	X										
Total						46												

Envirolab Services
12 Ashley St
Chatswood NSW 2067
Ph: (02) 9910 6200

Job No: 314902
Date Received: 26/2/24
Time Received: 1600
Received by: CW
Temp: Cool/Ambient
Cooling: Ice/Icepack
Security: Intact/Broken/None

Sampler: I attest that proper field sampling procedures in accordance with Senversa standard procedures and/or project specifications were used during the collection of these samples:

Sampler Name: Rowan Faint **Signature:** RFaint **Date:** 2/21/2024

Relinquished By:			Method of Shipment (if applicable):	Received by:	
Name/Signature:	Rowan Faint RFaint	Date: 21/2/24	Carrier / Reference #:	Name/Signature:	Date: 26/2/24
Of:		Time: 3:30 PM	Date/Time:	Of:	Time: 3:30
Name/Signature:		Date:	Carrier / Reference #:	Name/Signature:	Date:
Of:		Time:	Date/Time:	Of:	Time:
Name/Signature:		Date:	Carrier / Reference #:	Name/Signature:	Date:
Of:		Time:	Date/Time:	Of:	Time:

Water Container Codes: P = Unpreserved Plastic; N = Nitric Acid (HNO_3) Preserved Plastic; ORC = Nitric Preserved ORC; SH = Sodium Hydroxide (NaOH)/Cadmium (Cd) Preserved; S = Sodium Hydroxide Preserved Plastic; STH = Sodium thiosulfate preserved plastic; V = VOA Vial Hydochloric Acid (HCl) Preserved; VS = VOA Vial Sulphuric Preserved; VSA = Sulphuric Preserved Amber Glass; H = HCl Preserved Plastic; HS = HCl Preserved Speciation Bottle; SP = Sulphuric Preserved Plastic; F = Formaldehyde Preserved Glass; Z = Zinc Acetate Preserved Bottle; E = EDTA Preserved Bottles; ST = Sterile Bottle; UA = Unpreserved Amber Glass; L=Lugol's iodine preserved white plastic bottle; SW= sulfuric acid preserved wide mouth glass jar

Completed by: _____
Checked by: _____

Envirolab Services Pty Ltd
ABN 37 112 535 645
12 Ashley St Chatswood NSW 2067
ph 02 9910 6200 fax 02 9910 6201
customerservice@envirolab.com.au
www.envirolab.com.au

DATA QUALITY ASSESSMENT SUMMARY

Report Details

Envirolab Report Reference	**344902**
Client ID	Senversa Pty Ltd
Project Reference	S21182 Tactical Smithfield
Date Issued	04/03/2024

QC DATA

All laboratory QC data was within the Envirolab Group's specifications.

HOLDING TIME COMPLIANCE EVALUATION

All preservation / holding times (based on AS/ASPHA/ISO/NEPM/USEPA reference documents and standards) are compliant.

Certain analyses have had their recommended technical holding times elongated by filtering and/or freezing on receipt at the laboratory (e.g. BOD, chlorophyll/Pheophytin, nutrients and acid sulphate soil tests).

COMPLIANCE TO QC FREQUENCY (NEPM)

Internal laboratory QC rate complies with NEPM requirements (LCS/MB/MS 1 in 20, Duplicates 1 in 10 samples). Note, samples are batched together with other sample consignments in order to assign QC sample frequency.

QC Evaluation

Duplicate(s) was performed as per NEPM frequency	✓
Laboratory Control Sample(s) were analysed with the samples received	✓
A Method Blank was performed with the samples received	✓
Matrix spike(s) was performed as per NEPM frequency (Not Applicable for Air samples)	✓

Refer to Certificate of Analysis for all Quality Control data.

Envirolab Services Pty Ltd
ABN 37 112 535 645
12 Ashley St Chatswood NSW 2067
ph 02 9910 6200 fax 02 9910 6201
customerservice@envirolab.com.au
www.envirolab.com.au

SAMPLE RECEIPT ADVICE

Client Details

Client	Senversa Pty Ltd
Attention	Rowan Faint

Sample Login Details

Your reference	S21182 Tactical Smithfield
Envirolab Reference	344902
Date Sample Received	26/02/2024
Date Instructions Received	26/02/2024
Date Results Expected to be Reported	04/03/2024

Sample Condition

Samples received in appropriate condition for analysis	Yes
No. of Samples Provided	1 Water
Turnaround Time Requested	Standard
Temperature on Receipt (°C)	2
Cooling Method	Ice Pack
Sampling Date Provided	YES

Comments

Nil

Please direct any queries to:

Aileen Hie	Jacinta Hurst
Phone: 02 9910 6200	**Phone: 02 9910 6200**
Fax: 02 9910 6201	**Fax: 02 9910 6201**
Email: ahie@envirolab.com.au	**Email: jhurst@envirolab.com.au**

Analysis Underway, details on the following page:

Envirolab Services Pty Ltd
ABN 37 112 535 645
12 Ashley St Chatswood NSW 2067
ph 02 9910 6200 fax 02 9910 6201
customerservice@envirolab.com.au
www.envirolab.com.au

Sample ID	VOCs in water	vTRH(C6-C10)/BTEXN in Water	svTRH (C10-C40) in Water	PAHs in Water	HM in water - dissolved	PFAS in Waters Extended
QC200	✓	✓	✓	✓	✓	✓

The '✓' indicates the testing you have requested. **THIS IS NOT A REPORT OF THE RESULTS.**

Additional Info
Sample storage - Waters are routinely disposed of approximately 1 month and soils approximately 2 months from receipt.
Requests for longer term sample storage must be received in writing.
Please contact the laboratory immediately if observed settled sediment present in water samples is to be included in the extraction and/or analysis (exceptions include certain Physical Tests (pH/EC/BOD/COD/Apparent Colour etc.), Solids testing, Total Recoverable metals and PFAS analysis where solids are included by default.
TAT for Micro is dependent on incubation. This varies from 3 to 6 days.

Envirolab Services Pty Ltd
ABN 37 112 535 645
12 Ashley St Chatswood NSW 2067
ph 02 9910 6200 fax 02 9910 6201
customerservice@envirolab.com.au
www.envirolab.com.au

CERTIFICATE OF ANALYSIS 349455

Client Details

Client	Senversa Pty Ltd
Attention	Julia Nicholson
Address	6/15 William St, Melbourne, VIC, 3000

Sample Details

Your Reference	**S21182**
Number of Samples	2 Soil
Date samples received	22/04/2024
Date completed instructions received	22/04/2024

Analysis Details

Please refer to the following pages for results, methodology summary and quality control data.

Samples were analysed as received from the client. Results relate specifically to the samples as received.

Results are reported on a dry weight basis for solids and on an as received basis for other matrices.

Report Details

Date results requested by	30/04/2024
Date of Issue	30/04/2024

NATA Accreditation Number 2901. This document shall not be reproduced except in full.

Accredited for compliance with ISO/IEC 17025 - Testing. **Tests not covered by NATA are denoted with ***

Results Approved By
Dragana Tomas, Senior Chemist
Loren Bardwell, Development Chemist
Timothy Toll, Senior Chemist

Authorised By
Nancy Zhang, Laboratory Manager

vTRH(C6-C10)/BTEXN in Soil			
Our Reference		349455-1	349455-2
Your Reference	UNITS	QC200	QC201
Date Sampled		20/04/2024	20/04/2024
Type of sample		Soil	Soil
Date extracted	-	23/04/2024	23/04/2024
Date analysed	-	26/04/2024	26/04/2024
TRH C_6 - C_9	mg/kg	<25	<25
TRH C_6 - C_{10}	mg/kg	<25	<25
vTRH C_6 - C_{10} less BTEX (F1)	mg/kg	<25	<25
Benzene	mg/kg	<0.2	<0.2
Toluene	mg/kg	<0.5	<0.5
Ethylbenzene	mg/kg	<1	<1
m+p-xylene	mg/kg	<2	<2
o-Xylene	mg/kg	<1	<1
Naphthalene	mg/kg	<1	<1
Total +ve Xylenes	mg/kg	<1	<1
Surrogate aaa-Trifluorotoluene	%	74	81

svTRH (C10-C40) in Soil			
Our Reference		349455-1	349455-2
Your Reference	UNITS	QC200	QC201
Date Sampled		20/04/2024	20/04/2024
Type of sample		Soil	Soil
Date extracted	-	23/04/2024	23/04/2024
Date analysed	-	25/04/2024	25/04/2024
TRH C_{10} - C_{14}	mg/kg	<50	<50
TRH C_{15} - C_{28}	mg/kg	<100	<100
TRH C_{29} - C_{36}	mg/kg	<100	<100
Total +ve TRH (C10-C36)	mg/kg	<50	<50
TRH >C_{10} -C_{16}	mg/kg	<50	<50
TRH >C_{10} -C_{16} less Naphthalene (F2)	mg/kg	<50	<50
TRH >C_{16} -C_{34}	mg/kg	<100	<100
TRH >C_{34} -C_{40}	mg/kg	<100	<100
Total +ve TRH (>C10-C40)	mg/kg	<50	<50
Surrogate o-Terphenyl	%	82	78

PAHs in Soil			
Our Reference	UNITS	349455-1	349455-2
Your Reference		QC200	QC201
Date Sampled		20/04/2024	20/04/2024
Type of sample		Soil	Soil
Date extracted	-	23/04/2024	23/04/2024
Date analysed	-	24/04/2024	24/04/2024
Naphthalene	mg/kg	<0.1	<0.1
Acenaphthylene	mg/kg	<0.1	<0.1
Acenaphthene	mg/kg	<0.1	<0.1
Fluorene	mg/kg	<0.1	<0.1
Phenanthrene	mg/kg	<0.1	<0.1
Anthracene	mg/kg	<0.1	<0.1
Fluoranthene	mg/kg	<0.1	<0.1
Pyrene	mg/kg	<0.1	<0.1
Benzo(a)anthracene	mg/kg	<0.1	<0.1
Chrysene	mg/kg	<0.1	<0.1
Benzo(b,j+k)fluoranthene	mg/kg	<0.2	<0.2
Benzo(a)pyrene	mg/kg	<0.05	<0.05
Indeno(1,2,3-c,d)pyrene	mg/kg	<0.1	<0.1
Dibenzo(a,h)anthracene	mg/kg	<0.1	<0.1
Benzo(g,h,i)perylene	mg/kg	<0.1	<0.1
Total +ve PAH's	mg/kg	<0.05	<0.05
Benzo(a)pyrene TEQ calc (zero)	mg/kg	<0.5	<0.5
Benzo(a)pyrene TEQ calc(half)	mg/kg	<0.5	<0.5
Benzo(a)pyrene TEQ calc(PQL)	mg/kg	<0.5	<0.5
Surrogate p-Terphenyl-d14	%	118	116

Acid Extractable metals in soil			
Our Reference		349455-1	349455-2
Your Reference	UNITS	QC200	QC201
Date Sampled		20/04/2024	20/04/2024
Type of sample		Soil	Soil
Date prepared	-	23/04/2024	23/04/2024
Date analysed	-	23/04/2024	23/04/2024
Arsenic	mg/kg	15	5
Cadmium	mg/kg	<0.4	<0.4
Chromium	mg/kg	23	4
Copper	mg/kg	10	22
Lead	mg/kg	22	14
Mercury	mg/kg	<0.1	<0.1
Nickel	mg/kg	9	8
Zinc	mg/kg	38	25

Moisture			
Our Reference		349455-1	349455-2
Your Reference	UNITS	QC200	QC201
Date Sampled		20/04/2024	20/04/2024
Type of sample		Soil	Soil
Date prepared	-	23/04/2024	23/04/2024
Date analysed	-	24/04/2024	24/04/2024
Moisture	%	13	11

Method ID	Methodology Summary
Inorg-008	Moisture content determined by heating at 105+/-5 °C for a minimum of 12 hours.
Metals-020	Determination of various metals by ICP-AES.
Metals-021	Determination of Mercury by Cold Vapour AAS.
Org-020	Soil samples are extracted with Dichloromethane/Acetone and waters with Dichloromethane and analysed by GC-FID. F2 = (>C10-C16)-Naphthalene as per NEPM B1 Guideline on Investigation Levels for Soil and Groundwater (HSLs Tables 1A (3, 4)). Note Naphthalene is determined from the VOC analysis.
Org-020	Soil samples are extracted with Dichloromethane/Acetone and waters with Dichloromethane and analysed by GC-FID. F2 = (>C10-C16)-Naphthalene as per NEPM B1 Guideline on Investigation Levels for Soil and Groundwater (HSLs Tables 1A (3, 4)). Note Naphthalene is determined from the VOC analysis. Note, the Total +ve TRH PQL is reflective of the lowest individual PQL and is therefore "Total +ve TRH" is simply a sum of the positive individual TRH fractions (>C10-C40).
Org-022/025	Soil samples are extracted with Dichloromethane/Acetone and waters with Dichloromethane and analysed by GC-MS and/or GC-MS/MS. Benzo(a)pyrene TEQ as per NEPM B1 Guideline on Investigation Levels for Soil and Groundwater - 2013. For soil results:- 1. 'EQ PQL'values are assuming all contributing PAHs reported as <PQL are actually at the PQL. This is the most conservative approach and can give false positive TEQs given that PAHs that contribute to the TEQ calculation may not be present. 2. 'EQ zero'values are assuming all contributing PAHs reported as <PQL are zero. This is the least conservative approach and is more susceptible to false negative TEQs when PAHs that contribute to the TEQ calculation are present but below PQL. 3. 'EQ half PQL'values are assuming all contributing PAHs reported as <PQL are half the stipulated PQL. Hence a mid-point between the most and least conservative approaches above. Note, the Total +ve PAHs PQL is reflective of the lowest individual PQL and is therefore "Total +ve PAHs" is simply a sum of the positive individual PAHs.
Org-023	Soil samples are extracted with methanol and spiked into water prior to analysing by purge and trap GC-MS.
Org-023	Soil samples are extracted with methanol and spiked into water prior to analysing by purge and trap GC-MS. Water samples are analysed directly by purge and trap GC-MS. F1 = (C6-C10)-BTEX as per NEPM B1 Guideline on Investigation Levels for Soil and Groundwater.

Method ID	Methodology Summary
Org-023	Soil samples are extracted with methanol and spiked into water prior to analysing by purge and trap GC-MS. Water samples are analysed directly by purge and trap GC-MS. F1 = (C6-C10)-BTEX as per NEPM B1 Guideline on Investigation Levels for Soil and Groundwater. Note, the Total +ve Xylene PQL is reflective of the lowest individual PQL and is therefore "Total +ve Xylenes" is simply a sum of the positive individual Xylenes.

QUALITY CONTROL: vTRH(C6-C10)/BTEXN in Soil					Duplicate				Spike Recovery %	
Test Description	Units	PQL	Method	Blank	#	Base	Dup.	RPD	LCS-4	[NT]
Date extracted	-			23/04/2024	1	23/04/2024	23/04/2024		23/04/2024	[NT]
Date analysed	-			26/04/2024	1	26/04/2024	26/04/2024		26/04/2024	[NT]
TRH C_6 - C_9	mg/kg	25	Org-023	<25	1	<25	<25	0	90	[NT]
TRH C_6 - C_{10}	mg/kg	25	Org-023	<25	1	<25	<25	0	90	[NT]
Benzene	mg/kg	0.2	Org-023	<0.2	1	<0.2	<0.2	0	90	[NT]
Toluene	mg/kg	0.5	Org-023	<0.5	1	<0.5	<0.5	0	97	[NT]
Ethylbenzene	mg/kg	1	Org-023	<1	1	<1	<1	0	88	[NT]
m+p-xylene	mg/kg	2	Org-023	<2	1	<2	<2	0	88	[NT]
o-Xylene	mg/kg	1	Org-023	<1	1	<1	<1	0	89	[NT]
Naphthalene	mg/kg	1	Org-023	<1	1	<1	<1	0	[NT]	[NT]
Surrogate aaa-Trifluorotoluene	%		Org-023	82	1	74	101	31	81	[NT]

QUALITY CONTROL: svTRH (C10-C40) in Soil						Duplicate			Spike Recovery %	
Test Description	Units	PQL	Method	Blank	#	Base	Dup.	RPD	LCS-4	[NT]
Date extracted	-			23/04/2024	1	23/04/2024	23/04/2024		23/04/2024	[NT]
Date analysed	-			25/04/2024	1	25/04/2024	25/04/2024		25/04/2024	[NT]
TRH C_{10} - C_{14}	mg/kg	50	Org-020	<50	1	<50	<50	0	100	[NT]
TRH C_{15} - C_{28}	mg/kg	100	Org-020	<100	1	<100	<100	0	98	[NT]
TRH C_{29} - C_{36}	mg/kg	100	Org-020	<100	1	<100	<100	0	100	[NT]
TRH >C_{10} -C_{16}	mg/kg	50	Org-020	<50	1	<50	<50	0	100	[NT]
TRH >C_{16} -C_{34}	mg/kg	100	Org-020	<100	1	<100	<100	0	98	[NT]
TRH >C_{34} -C_{40}	mg/kg	100	Org-020	<100	1	<100	<100	0	100	[NT]
Surrogate o-Terphenyl	%		Org-020	83	1	82	81	1	95	[NT]

QUALITY CONTROL: PAHs in Soil						Duplicate			Spike Recovery %	
Test Description	Units	PQL	Method	Blank	#	Base	Dup.	RPD	LCS-4	[NT]
Date extracted	-			23/04/2024	1	23/04/2024	23/04/2024		23/04/2024	[NT]
Date analysed	-			24/04/2024	1	24/04/2024	24/04/2024		24/04/2024	[NT]
Naphthalene	mg/kg	0.1	Org-022/025	<0.1	1	<0.1	<0.1	0	96	[NT]
Acenaphthylene	mg/kg	0.1	Org-022/025	<0.1	1	<0.1	<0.1	0	[NT]	[NT]
Acenaphthene	mg/kg	0.1	Org-022/025	<0.1	1	<0.1	<0.1	0	94	[NT]
Fluorene	mg/kg	0.1	Org-022/025	<0.1	1	<0.1	<0.1	0	96	[NT]
Phenanthrene	mg/kg	0.1	Org-022/025	<0.1	1	<0.1	<0.1	0	96	[NT]
Anthracene	mg/kg	0.1	Org-022/025	<0.1	1	<0.1	<0.1	0	[NT]	[NT]
Fluoranthene	mg/kg	0.1	Org-022/025	<0.1	1	<0.1	<0.1	0	100	[NT]
Pyrene	mg/kg	0.1	Org-022/025	<0.1	1	<0.1	<0.1	0	98	[NT]
Benzo(a)anthracene	mg/kg	0.1	Org-022/025	<0.1	1	<0.1	<0.1	0	[NT]	[NT]
Chrysene	mg/kg	0.1	Org-022/025	<0.1	1	<0.1	<0.1	0	90	[NT]
Benzo(b,j+k)fluoranthene	mg/kg	0.2	Org-022/025	<0.2	1	<0.2	<0.2	0	[NT]	[NT]
Benzo(a)pyrene	mg/kg	0.05	Org-022/025	<0.05	1	<0.05	<0.05	0	124	[NT]
Indeno(1,2,3-c,d)pyrene	mg/kg	0.1	Org-022/025	<0.1	1	<0.1	<0.1	0	[NT]	[NT]
Dibenzo(a,h)anthracene	mg/kg	0.1	Org-022/025	<0.1	1	<0.1	<0.1	0	[NT]	[NT]
Benzo(g,h,i)perylene	mg/kg	0.1	Org-022/025	<0.1	1	<0.1	<0.1	0	[NT]	[NT]
Surrogate p-Terphenyl-d14	%		Org-022/025	113	1	118	116	2	107	[NT]

QUALITY CONTROL: Acid Extractable metals in soil						Duplicate			Spike Recovery %	
Test Description	Units	PQL	Method	Blank	#	Base	Dup.	RPD	LCS-4	[NT]
Date prepared	-			23/04/2024	1	23/04/2024	23/04/2024		23/04/2024	[NT]
Date analysed	-			23/04/2024	1	23/04/2024	23/04/2024		23/04/2024	[NT]
Arsenic	mg/kg	4	Metals-020	<4	1	15	16	6	111	[NT]
Cadmium	mg/kg	0.4	Metals-020	<0.4	1	<0.4	<0.4	0	106	[NT]
Chromium	mg/kg	1	Metals-020	<1	1	23	23	0	108	[NT]
Copper	mg/kg	1	Metals-020	<1	1	10	8	22	101	[NT]
Lead	mg/kg	1	Metals-020	<1	1	22	20	10	107	[NT]
Mercury	mg/kg	0.1	Metals-021	<0.1	1	<0.1	<0.1	0	104	[NT]
Nickel	mg/kg	1	Metals-020	<1	1	9	6	40	107	[NT]
Zinc	mg/kg	1	Metals-020	<1	1	38	26	38	107	[NT]

Result Definitions

NT	Not tested
NA	Test not required
INS	Insufficient sample for this test
PQL	Practical Quantitation Limit
<	Less than
>	Greater than
RPD	Relative Percent Difference
LCS	Laboratory Control Sample
NS	Not specified
NEPM	National Environmental Protection Measure
NR	Not Reported

Quality Control Definitions

Blank	This is the component of the analytical signal which is not derived from the sample but from reagents, glassware etc, can be determined by processing solvents and reagents in exactly the same manner as for samples.
Duplicate	This is the complete duplicate analysis of a sample from the process batch. If possible, the sample selected should be one where the analyte concentration is easily measurable.
Matrix Spike	A portion of the sample is spiked with a known concentration of target analyte. The purpose of the matrix spike is to monitor the performance of the analytical method used and to determine whether matrix interferences exist.
LCS (Laboratory Control Sample)	This comprises either a standard reference material or a control matrix (such as a blank sand or water) fortified with analytes representative of the analyte class. It is simply a check sample.
Surrogate Spike	Surrogates are known additions to each sample, blank, matrix spike and LCS in a batch, of compounds which are similar to the analyte of interest, however are not expected to be found in real samples.

Australian Drinking Water Guidelines recommend that Thermotolerant Coliform, Faecal Enterococci, & E.Coli levels are less than 1cfu/100mL. The recommended maximums are taken from "Australian Drinking Water Guidelines", published by NHMRC & ARMC 2011.

The recommended maximums for analytes in urine are taken from “2018 TLVs and BEIs”, as published by ACGIH (where available). Limit provided for Nickel is a precautionary guideline as per Position Paper prepared by AIOH Exposure Standards Committee, 2016.

Guideline limits for Rinse Water Quality reported as per analytical requirements and specifications of AS 4187, Amdt 2 2019, Table 7.2

Laboratory Acceptance Criteria

Duplicate sample and matrix spike recoveries may not be reported on smaller jobs, however, were analysed at a frequency to meet or exceed NEPM requirements. All samples are tested in batches of 20. The duplicate sample RPD and matrix spike recoveries for the batch were within the laboratory acceptance criteria.

Filters, swabs, wipes, tubes and badges will not have duplicate data as the whole sample is generally extracted during sample extraction.

Spikes for Physical and Aggregate Tests are not applicable.

For VOCs in water samples, three vials are required for duplicate or spike analysis.

Duplicates: >10xPQL - RPD acceptance criteria will vary depending on the analytes and the analytical techniques but is typically in the range 20%-50% – see ELN-P05 QA/QC tables for details; <10xPQL - RPD are higher as the results approach PQL and the estimated measurement uncertainty will statistically increase.

Matrix Spikes, LCS and Surrogate recoveries: Generally 70-130% for inorganics/metals (not SPOCAS); 60-140% for organics/SPOCAS (+/-50% surrogates) and 10-140% for labile SVOCs (including labile surrogates), ultra trace organics and speciated phenols is acceptable.

In circumstances where no duplicate and/or sample spike has been reported at 1 in 10 and/or 1 in 20 samples respectively, the sample volume submitted was insufficient in order to satisfy laboratory QA/QC protocols.

When samples are received where certain analytes are outside of recommended technical holding times (THTs), the analysis has proceeded. Where analytes are on the verge of breaching THTs, every effort will be made to analyse within the THT or as soon as practicable.

Where sampling dates are not provided, Envirolab are not in a position to comment on the validity of the analysis where recommended technical holding times may have been breached.

Where matrix spike recoveries fall below the lower limit of the acceptance criteria (e.g. for non-labile or standard Organics <60%), positive result(s) in the parent sample will subsequently have a higher than typical estimated uncertainty (MU estimates supplied on request) and in these circumstances the sample result is likely biased significantly low.

Measurement Uncertainty estimates are available for most tests upon request.

Analysis of aqueous samples typically involves the extraction/digestion and/or analysis of the liquid phase only (i.e. NOT any settled sediment phase but inclusive of suspended particles if present), unless stipulated on the Envirolab COC and/or by correspondence. Notable exceptions include certain Physical Tests (pH/EC/BOD/COD/Apparent Colour etc.), Solids testing, total recoverable metals and PFAS where solids are included by default.

Samples for Microbiological analysis (not Amoeba forms) received outside of the 2-8°C temperature range do not meet the ideal cooling conditions as stated in AS2031-2012.

COC: 22/04/24 1336

senversa

Chain of Custody Documentation

Senversa Pty Ltd
www.senversa.com.au
ABN 89 132 231 380

Laboratory: Envirolab Services NSW
Address:
Contact: Sample Receipt
Phone:

Job Number:	S21182	Purchase Order:	
Project Name:	Smithfield	Quote No:	
Sampled By:	Julia	Turn Around Time:	Standard
Project Manager:	Julia		
Send Invoice to	supplieraccounts@senversa.com.au	Page:	1 of 1
Email Report To:	julia.nicholson@senversa.com.au	Phone/Mobile:	

Analysis Required

Lab ID	Sample ID	Matrix *	Date	Time	Type / Code	Total Bottles	TRH, BTEX, PAH, heavy metals													HOLD	Comments: e.g. Highly contaminated sample; hazardous materials present; trace LORs etc.
1	QC200	Soil	20/04/2024		J		X														
2	QC201	Soil	20/04/2024		J		X														
Total																					

Sampler: I attest that proper field sampling procedures in accordance with Senversa standard procedures and/or project specifications were used during the collection of these samples:

Sampler Name: Julia | Julia | Date: 22/04/2024

Relinquished By:		Method of Shipment (if applicable):	Received by:	
Name/Signature:	Date:	Carrier / Reference #:	Name/Signature:	Date:
Of:	Time:	Date/Time:	Of:	Time:
Name/Signature:	Date:	Carrier / Reference #:	Name/Signature:	Date:
Of:	Time:	Date/Time:	Of:	Time:
Name/Signature:	Date:	Carrier / Reference #:	Name/Signature:	Date:
Of:	Time:	Date/Time:	Of:	Time:

uric Preserved ORC; SH = Sodium Hydroxide (NaOH)/Cadmium (Cd) Preserved; S = Sodium Hydroxide Preserved Plastic; STH = Sodium thiosulfate preserved plastic;
VSA = Sulphuric Preserved Amber Glass; H = HCl Preserved Plastic; HS = HCl Preserved Speciation Bottle; SP = Sulphuric Preserved Plastic;
ottles; ST = Sterile Bottle; UA = Unpreserved Amber Glass; L=Lugol's iodine preserved white plastic bottle; SW= sulfuric acid preserved wide mouth glass jar

ENVIROLAB GROUP
Envirolab Services
12 Ashley St
Chatswood NSW 2067
Ph: (02) 9910 6200

Job No: 349455
Date Received: 22/4/24
Time Received: ~~1120~~ 1155
Received By: OW
Temp: Cool/Ambient
Cooling: Ice/Icepack
Security: Intact/Broken/None

Completed by: _____
Checked by: _____

Envirolab Services Pty Ltd
ABN 37 112 535 645
12 Ashley St Chatswood NSW 2067
ph 02 9910 6200 fax 02 9910 6201
customerservice@envirolab.com.au
www.envirolab.com.au

DATA QUALITY ASSESSMENT SUMMARY

Report Details

Envirolab Report Reference	**349455**
Client ID	Senversa Pty Ltd
Project Reference	S21182
Date Issued	30/04/2024

QC DATA

All laboratory QC data was within the Envirolab Group's specifications.

HOLDING TIME COMPLIANCE EVALUATION

All preservation / holding times (based on AS/ASPHA/ISO/NEPM/USEPA reference documents and standards) are compliant.

Certain analyses have had their recommended technical holding times elongated by filtering and/or freezing on receipt at the laboratory (e.g. BOD, chlorophyll/Pheophytin, nutrients and acid sulphate soil tests).

COMPLIANCE TO QC FREQUENCY (NEPM)

Internal laboratory QC rate complies with NEPM requirements (LCS/MB/MS 1 in 20, Duplicates 1 in 10 samples). Note, samples are batched together with other sample consignments in order to assign QC sample frequency.

QC Evaluation

Duplicate(s) was performed as per NEPM frequency	✓
Laboratory Control Sample(s) were analysed with the samples received	✓
A Method Blank was performed with the samples received	✓
Matrix spike(s) was performed as per NEPM frequency (Not Applicable for Air samples)	✓

Refer to Certificate of Analysis for all Quality Control data.

Envirolab Services Pty Ltd
ABN 37 112 535 645
12 Ashley St Chatswood NSW 2067
ph 02 9910 6200 fax 02 9910 6201
customerservice@envirolab.com.au
www.envirolab.com.au

SAMPLE RECEIPT ADVICE

Client Details

Client	Senversa Pty Ltd
Attention	Julia Nicholson

Sample Login Details

Your reference	S21182
Envirolab Reference	349455
Date Sample Received	22/04/2024
Date Instructions Received	22/04/2024
Date Results Expected to be Reported	30/04/2024

Sample Condition

Samples received in appropriate condition for analysis	Yes
No. of Samples Provided	2 Soil
Turnaround Time Requested	Standard
Temperature on Receipt (°C)	10
Cooling Method	Ice Pack
Sampling Date Provided	YES

Comments

Nil

Please direct any queries to:

Aileen Hie	Jacinta Hurst
Phone: 02 9910 6200	**Phone: 02 9910 6200**
Fax: 02 9910 6201	**Fax: 02 9910 6201**
Email: ahie@envirolab.com.au	**Email: jhurst@envirolab.com.au**

Analysis Underway, details on the following page:

Envirolab Services Pty Ltd
ABN 37 112 535 645
12 Ashley St Chatswood NSW 2067
ph 02 9910 6200 fax 02 9910 6201
customerservice@envirolab.com.au
www.envirolab.com.au

Sample ID	vTRH(C6-C10)/BTEXN in Soil	svTRH (C10-C40) in Soil	PAHs in Soil	Acid Extractable metalsin soil
QC200	✓	✓	✓	✓
QC201	✓	✓	✓	✓

The '✓' indicates the testing you have requested. **THIS IS NOT A REPORT OF THE RESULTS.**

Additional Info

Sample storage - Waters are routinely disposed of approximately 1 month and soils approximately 2 months from receipt.
Requests for longer term sample storage must be received in writing.
Please contact the laboratory immediately if observed settled sediment present in water samples is to be included in the extraction and/or analysis (exceptions include certain Physical Tests (pH/EC/BOD/COD/Apparent Colour etc.), Solids testing, Total Recoverable metals and PFAS analysis where solids are included by default.
TAT for Micro is dependent on incubation. This varies from 3 to 6 days.

Appendix O: GPR Survey

Utility Scan Job Report and Service Docket

Sequence Number	6823

Information

Client	Senversa
Site Location	15-21 Britton St, Smithfield
Date of service	20/04/2024
Technician	Adrian 0432 205 107
Report expiry	This report is valid for 30 days from the date of service
Geotrace Australia Capabilities	Utility Locating and Mapping Concrete Scanning Concrete Cutting, Coring and Drilling Ground Penetrating Radar CASA Certified - REPL and REOC Drone Operator CCTV Pipe Inspections Non-Destructive Excavation Potholing Dial Before You Dig (DBYD) Consulting

Equipment

Equipment Used	Electromagnetic Pipe & Cable Locator, GPR, Concrete Core Drill, Diesel Generator
Is this equipment calibrated?	Yes

Invoicing

Site Contact Full Name	Julia
Site Contact Email	julia.nicholson@senversa.com.au
Is this client an Account holder or Credit Card?	Account holder
Purchase Order Number	21182

Technician

Technician Full Name	Adrian Hardiman
Actual Start	07:00 AM (10 GMT)
Actual Finish	12:00 PM (10 GMT)
Is the client on site?	Yes

Plans

DBYD plans provided by	Client
DBYD Sequence Number	Supplied
DBYD Submission Date	20/04/2024
Are all DBYD's listed in cover sheet available	Yes
Are site specific plans available?	No

Locating Report

Was the job completed in full?	Yes

Utility Scan Job Report and Service Docket

Detailed Scope Of Works Performed	Services located and marked 3 locations cored
Targets Detected	Telstra, Electricity, Water, Gas, Drainage, Sewer
Blind Scan (Power/Radio Scan)	Yes
Method of Locating Used	Power Mode, Radio Mode, Induction, Direct Connect, Inductive Clamp, Ground Penetrating Radar
Is the search area clearly defined?	Yes
Is the site heavily congested?	Yes
Site Markings	Paint
Findings On Site	Electrical marked to QLB water marked to QLB Communications marked to QLB Gas marked to QLD Sewer marked to QLD storm water marked to QLD Cables pit marked UTO (unable to open) Unknown marked to QLB/Y Locations marked HA - hand auger 1.0-1.5m Scanned area for possible UST - unable to locate unable to access some areas due to equipment and machinery. Congested site - possible for unknown services
Can Geotrace Australia provide the client in any of our other capabilities to assist with the job?	Yes
What services can Geotrace Australia provide?	Concrete Cutting/Coring

Site Photographs

Site Photos	
	

GEOTRACE

Utility Scan Job Report and Service Docket

	
	
	
	
	

GEOTRACE

Utility Scan Job Report and Service Docket

	
	
	
	
	

Utility Scan Job Report and Service Docket











Utility Scan Job Report and Service Docket

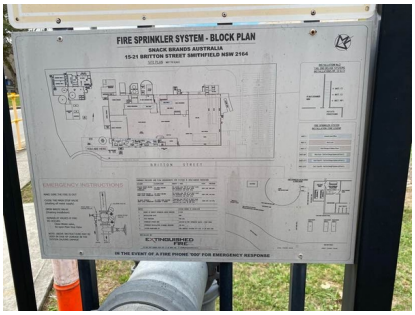









Utility Scan Job Report and Service Docket

	
	
	
	
	

Utility Scan Job Report and Service Docket

	
	
	
	

Disclaimers and Customer Risk

Utility Locating	Whilst every effort will be made to identify potential hazards, the deployed technology does not necessarily identify all potential hazards. No representation or warranty is made to the effect that all risk is completely eliminated. Our service is to minimise your risk but we do not eliminate risk. Any ground disturbance will be at your own risk.

Utility Scan Job Report and Service Docket

Electronic Tracing	We cannot accept responsibility for any damages, as we cannot actually see into the ground. Any results/markings are indicative only and would require visual confirmation. All work will be carried out in accordance with the Australian Standards AS 5488.1 – 2019. Electronic tracing is a guide only and all duty of care should be adhered to when working in and around underground service sand utilities, potholing may be required and if so should be undertaken prior to any ground disturbance and in accordance with service providers requirements and 'Duty of Care'. All risk remains with the customer. We are engaged to help minimise your risk, not eliminate the risk. A risk was present prior to our engagement.
Potholing	It is the customer's responsibility to comply with the service provider requirements and safe tolerances. If potholing will be required within danger zones, asset owners need to be notified and stand-by's organised prior to Geotrace Australia arriving onsite. Stand-by costs are to be incurred by the customer.
Excavation	No excavation is to take place within one (1) metre in diameter of the marked excavation area.
Dial Before You Dig (DBYD) Plans & 'Duty of Care'	It is the customer's responsibility to obtain the DBYD Plans prior to Geotrace Australia arriving onsite. Customers must familiarise themselves of all the various service providers and their 'Duty of Care' and 'Essential Precautions' prior to performing any works. Customers must ensure DBYD plans are current (refer to various service providers' requirements). NSW legislation require DBYD plans to be within 30 days of commencing work.
AS 5488.1 – 2019 Classification of Subsurface Utility Information (SUI)	A – VALIDATED – Potholed & Sighted is Absolute Spatial Position in Three Dimensions +50mm horizontally and vertically. B – TRACED – Electronically traced with good signal with a depth Given Horizontal Tolerance +300mm and Vertical Tolerance of +500mm. C – ALIGNED – Aligned using surface features & historical records electronically traced without depth & or poor scratchy signal. D – INDICATIVE – Indicative location (ONLY) using DBYD/Historical records.
Ground Penetrating Radar	Ground Penetrating Radar (GPR) can be used in conjunction with Electromagnetic locating techniques and can compliment it. GPR on its own is not compliant with AS5488:2019. GPR Quality Levels: QL-X Target detected with ground penetrating radar, Clear hyperbola. High confidence. With tolerances up to +/- 250mm horizontal and +/- 600mm vertical QL-Y Target detected with ground penetrating radar, hyperbola is not as clear, Medium confidence QL-Z Target detected with found penetrating radar, hyperbola is least clear, low confidence

Service Codes and Interpreting our Markings

Utility Scan Job Report and Service Docket

Service Codes and Colours	**W** – Water (Potable) – Marked in BLUE **E** – Electricity – Marked in ORANGE **C** – Communications – Marked in WHITE **F** – Fire Service – Marked in RED **G** – Gas (All Pressures) – Marked in YELLOW **S** – Sewer – Marked in CREAM **D** – Drainage – Marked in GREEN **R** – Recycled Water – Marked in PURPLE **P** – Petroleum Products – Marked in BROWN **U** – Unidentified Service – Marked in PINK
Accuracy - Relative Spatial Positioning	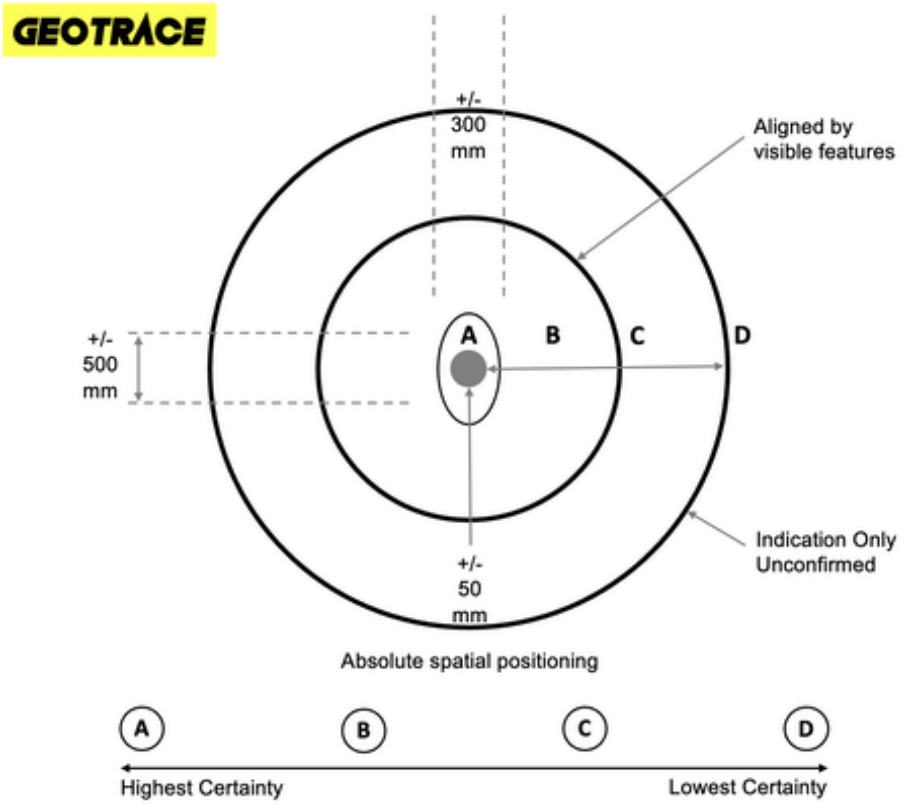

Utility Scan Job Report and Service Docket

How to read our markings	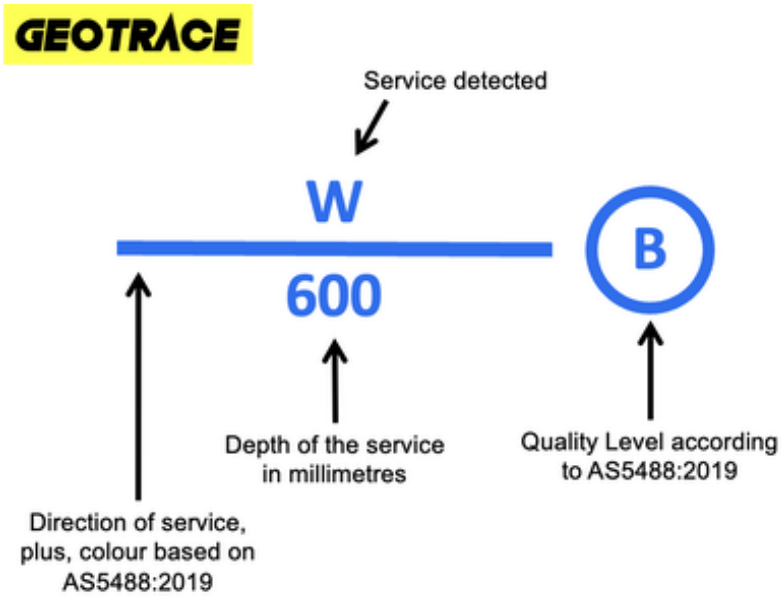

Acknowledgement

Acknowledgment	I confirm that I have read and understood the above information. Thank You
Name	Julia
Signature	
Date	20/04/2024

Senversa Pty Ltd

ABN 89 132 231 380
www.senversa.com.au
enquiries@senversa.com.au
LinkedIn: Senversa
Facebook: Senversa

To the extent permissible by law, Senversa shall not be liable for any errors, omissions, defects or misrepresentations, or for any loss or damage suffered by any persons (including for reasons of negligence or otherwise).

©2024 Senversa Pty Ltd