W:\CAD\arch\Block_4N\SSDA_Planning drawings\PA-A4-3777.dgn

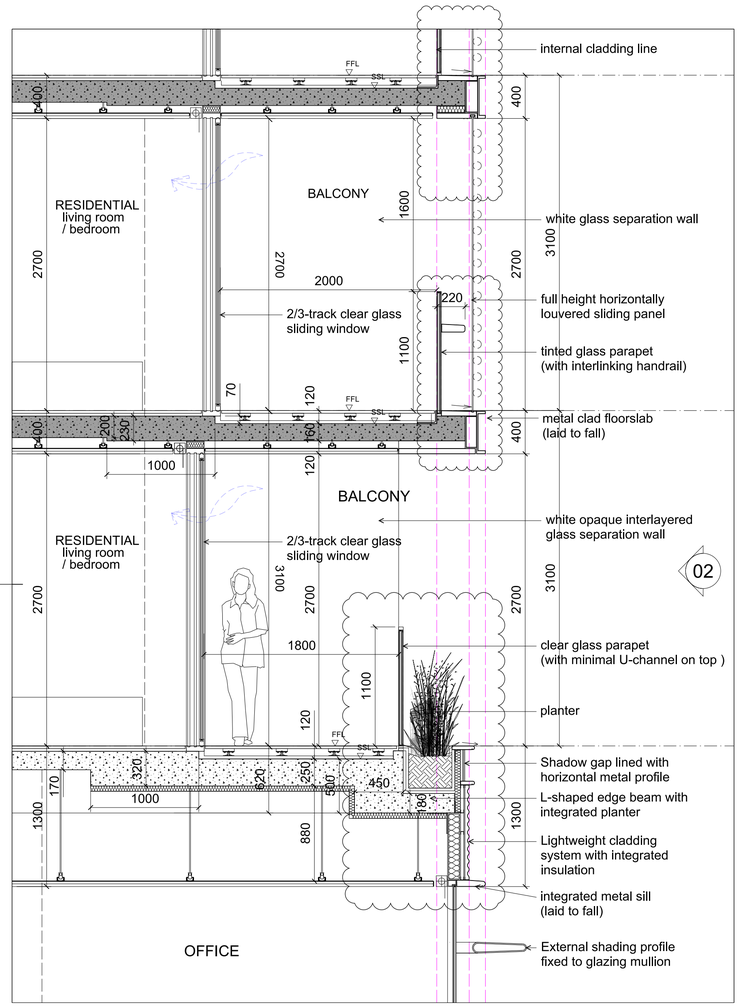

01 Cladding Type R3 - Typical Residential Neck Facade - Section
1:20

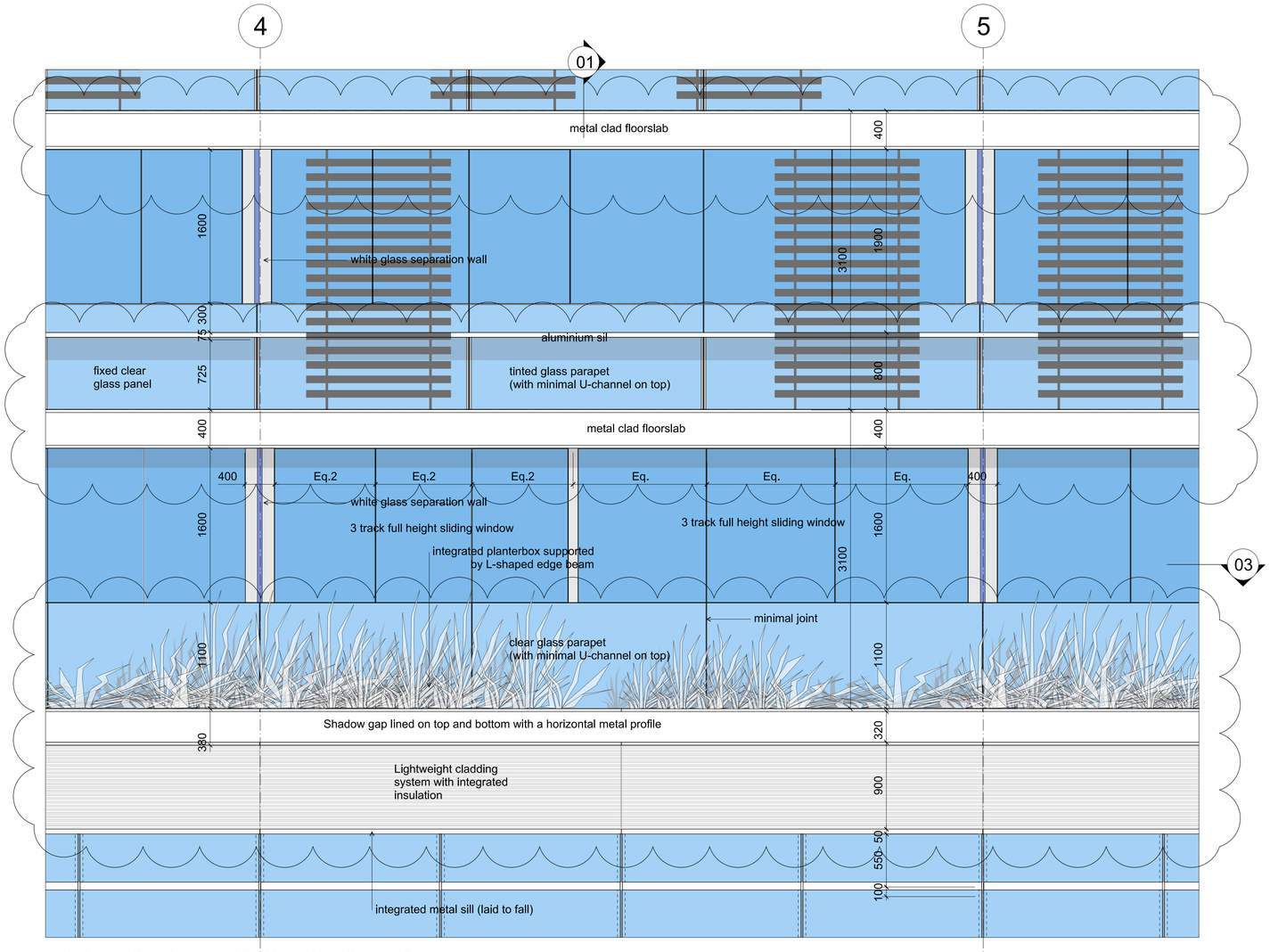

02 Cladding Type R3 - Typical Residential Neck Facade - Elevation
1:20

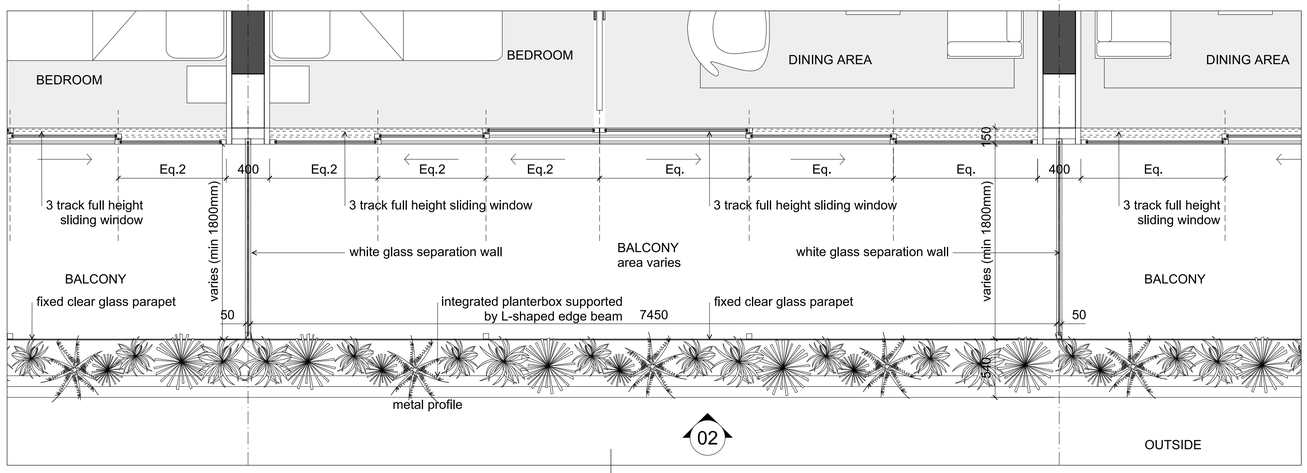

03 Cladding Type R3 - Typical Residential Neck Facade - Plan
1:20

Please note; all elevations to be preceived as diagrams, for proposed colours and materiality of this facade please refer to visualisations PA-A4-3990-3992

General Notes
1. Do not scale drawings. Dimensions govern.
2. All dimensions are in millimetres unless noted otherwise.
3. All dimensions shall be verified on site before proceeding with the work.
4. Foster + Partners shall be notified in writing of any discrepancies.
5. Any areas indicated on this sheet are approximate and indicative only.

Rev.	Date	Reason For Issue	Chk
01	18/12/15	S96 Submission	RP
00	15/10/14	SSD APPLICATION	RP

Key Plan

FRASERS PROPERTY

Project Frasers Broadway
20 - 102 Broadway Sydney NSW 2000

Client Frasers Broadway
L11, 488 Kent Street Sydney NSW 2000
T: 02 8823 8800 F: 02 8823 8801

Architect
Foster + Partners
Riverside, 22 Hester Road
London SW11 4AN
T +44 (0)20 7738 0455
F +44 (0)20 7738 1107

Local Collaborating Architect
PTW Architects
Level 17, 9 Castlereagh St
Sydney NSW 2000 Australia
T +61 (0)2 92325877
F +61 (0)2 9221 4139
www.ptw.com.au

Block 4N
External Wall System
Typical Residential Neck Facade
Cladding Type R3

Project No.	Scale @ A0	Date	Drawn By
2094	1:20	15/09/14	LB

Number	Revision
PA-A4-3777	01

A0 sheet size

© Foster + Partners 2008

18-DEC-2015 18:03