









**KEY**

-  CITY + UNION WALK PAVING 'WHARVES'
-  CITY OF SYDNEY STANDARD PAVING
-  LOBBIES ENTRY PAVING
-  TRANSPORT PLACE SQUARE PAVING
-  PRECAST BRONZE INLAY
-  CUSTOM BRONZE STRIP DRAIN
-  ASPHALT
-  STAGE 1A BOUNDARY

**KEY AREAS**

- ① RETAIL SEATING ZONE TO R7
- ② EXISTING FOOTPATH TO SHELLEY STREET
- ③ STONE STEPS TO BOUNDARY
- ④ CUSTOM SEAT TO BASE OF BASEMENT EXHAUST
- ⑤ TRANSPORT PLACE SQUARE PAVING
- ⑥ POTENTIAL BIKE RACK RAIL

**NOTES:**

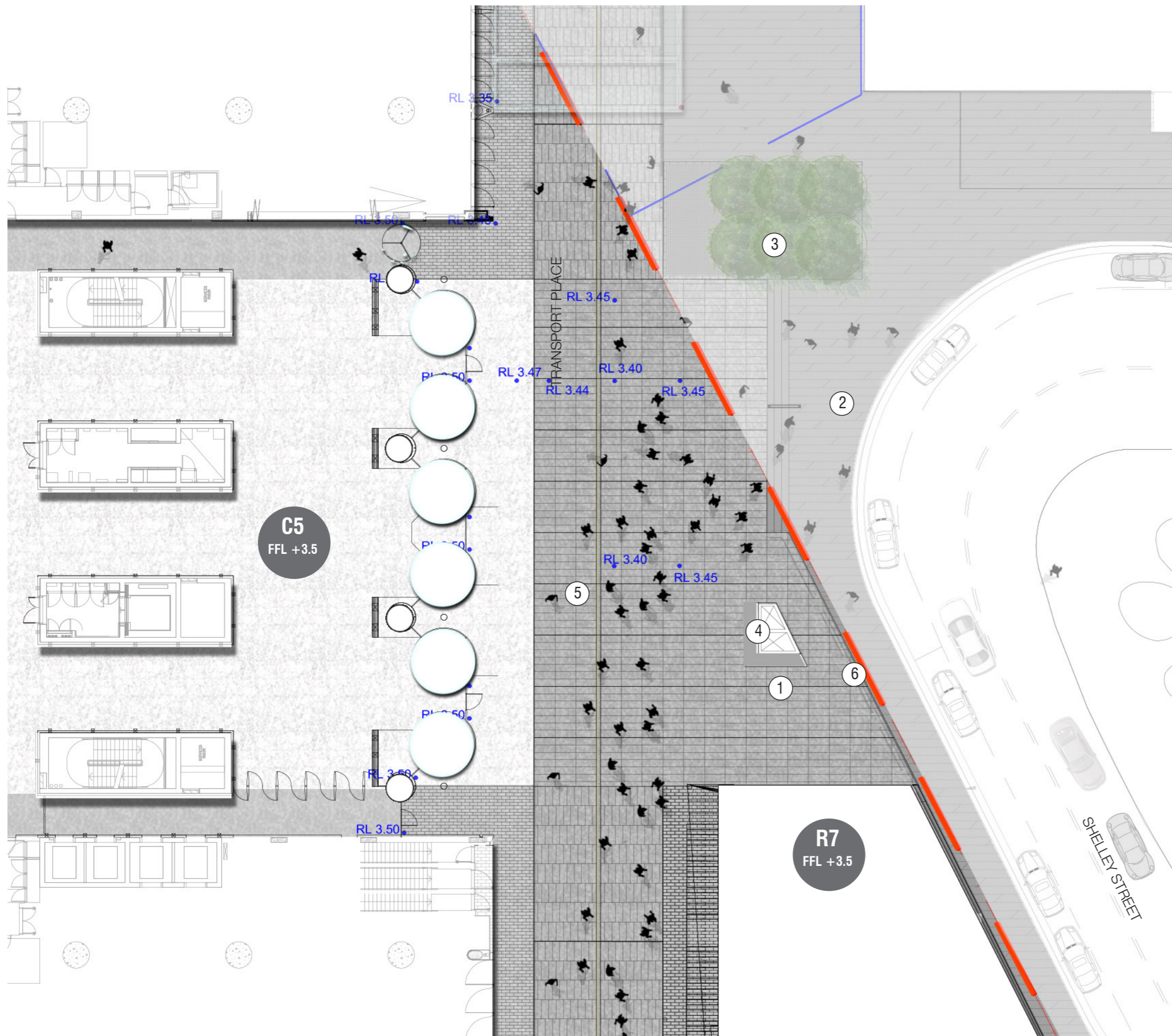
Buildings C1, C2, C6, R1 and R7 are shown as indicative only.

Buildings A and B are subject to further design development and form part of future planning applications.

Proposed works shown outside the Stage 1a boundary are shown as indicative only for information. These works will form part of other planning applications.

Future levels of Hickson Road are yet to be confirmed. As such access arrangements to Hickson Road are indicative and will be subject to detailed design in accordance with the BCA and relevant Australian Standards, and consistent with DDA and CPTED principles.





**KEY**

- CITY + UNION WALK PAVING 'WHARVES'
- CITY OF SYDNEY STANDARD PAVING
- LOBBIES ENTRY PAVING
- TRANSPORT PLACE SQUARE PAVING
- PRECAST BRONZE INLAY
- CUSTOM BRONZE STRIP DRAIN
- ASPHALT
- STAGE 1A BOUNDARY

**KEY AREAS**

- ① RETAIL SEATING ZONE TO R7
- ② FOOTPATH TO SHELLEY STREET
- ③ PLINTH WITH SEATING AND TREE GROVE
- ④ CUSTOM SEAT TO BASE OF BASEMENT EXHAUST
- ⑤ TRANSPORT PLACE SQUARE PAVING
- ⑥ POTENTIAL BIKE RACK RAIL

**NOTES:**

Buildings C1, C2, C6, R1 and R7 are shown as indicative only.

Buildings A and B are subject to further design development and form part of future planning applications.

Proposed works shown outside the Stage 1a boundary are shown as indicative only for information. These works will form part of other planning applications.

Future levels of Hickson Road are yet to be confirmed. As such access arrangements to Hickson Road are indicative and will be subject to detailed design in accordance with the BCA and relevant Australian Standards, and consistent with DDA and CPTED principles.



