APPENDIX 6. GROUNDWATER LEVELS

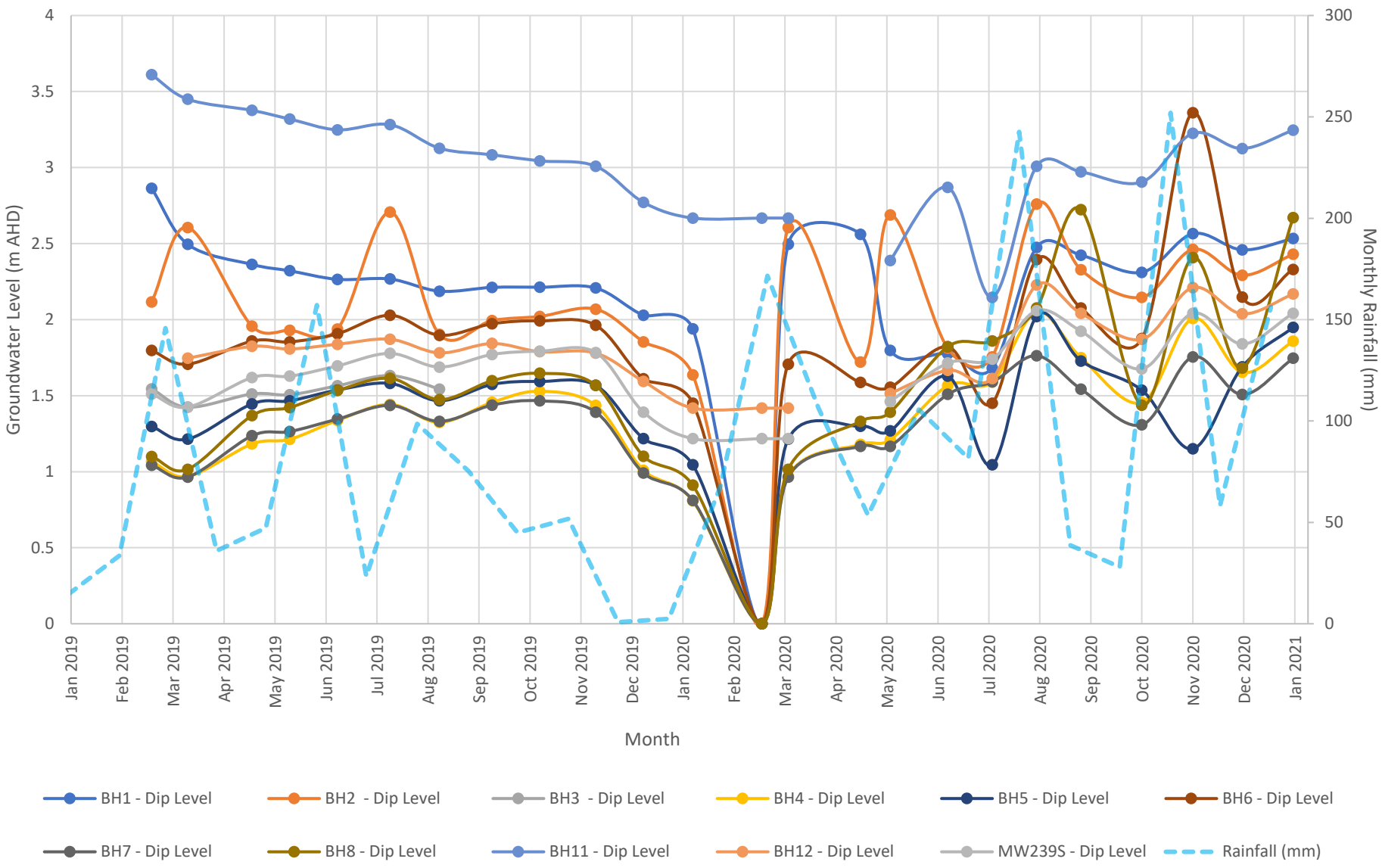
Groundwater Level (m AHD)
Monthly Rainfall (mm)
Month
4
3.5
3
2.5
2
1.5
1
0.5
0
300
250
200
150
100
50
0
Jan 2019
Feb 2019
Mar 2019
Apr 2019
May 2019
Jun 2019
Jul 2019
Aug 2019
Sep 2019
Oct 2019
Nov 2019
Dec 2019
Jan 2020
Feb 2020
Mar 2020
Apr 2020
May 2020
Jun 2020
Jul 2020
Aug 2020
Sep 2020
Oct 2020
Nov 2020
Dec 2020
Jan 2021
BH1 - Dip Level
BH2 - Dip Level
BH3 - Dip Level
BH4 - Dip Level
BH5 - Dip Level
BH6 - Dip Level
BH7 - Dip Level
BH8 - Dip Level
BH11 - Dip Level
BH12 - Dip Level
MW239S - Dip Level
Rainfall (mm)

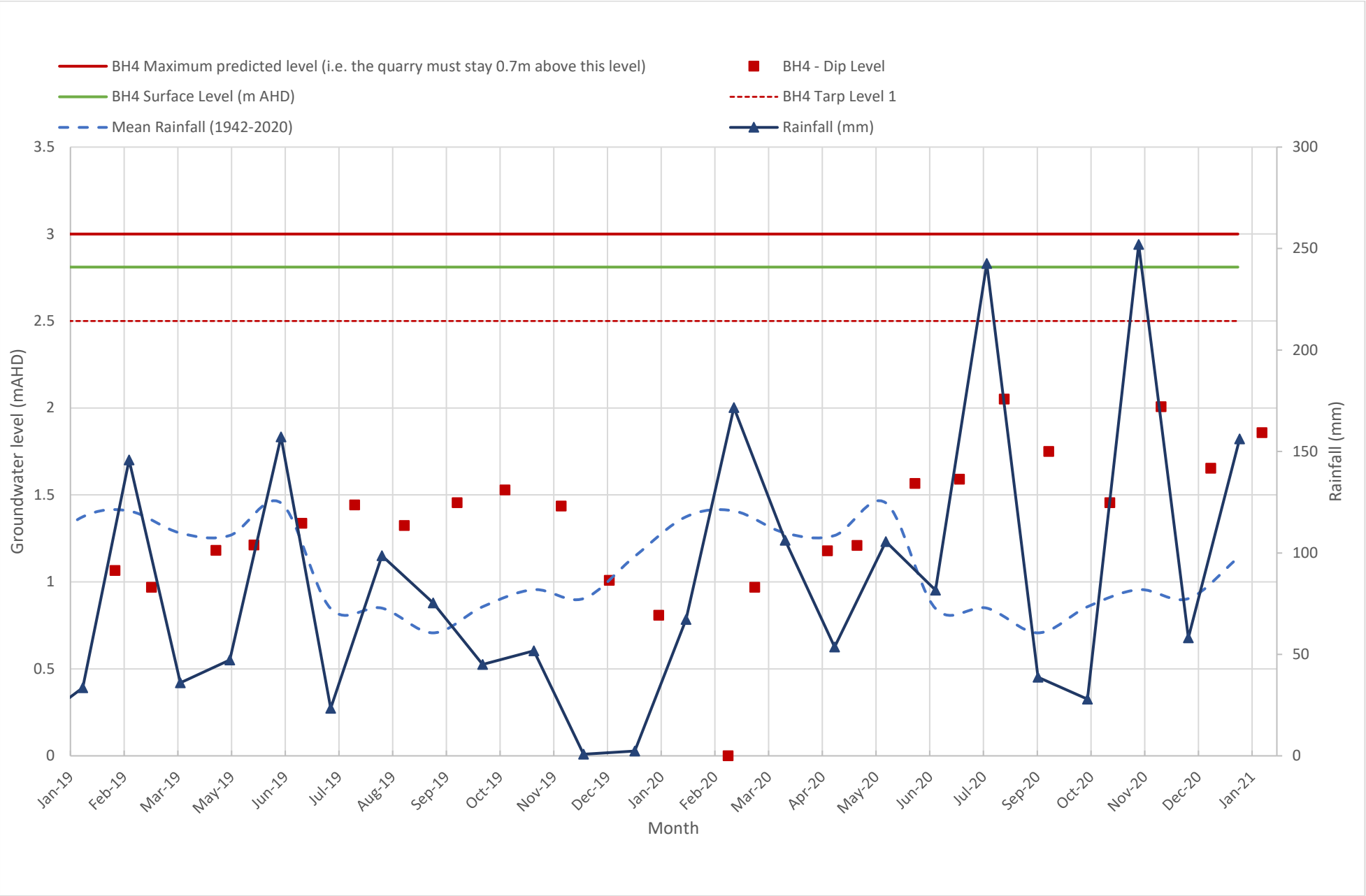
BH4 Maximum predicted level (i.e. the quarry must stay 0.7m above this level)
BH4 - Dip Level
BH4 Surface Level (m AHD)
BH4 Tarp Level 1
Mean Rainfall (1942-2020)
Rainfall (mm)
Groundwater level (mAHD)
Rainfall (mm)
Month
3.5
3
2.5
2
1.5
1
0.5
0
300
250
200
150
100
50
0
Jan-19
Feb-19
Mar-19
May-19
Jun-19
Jul-19
Aug-19
Sep-19
Oct-19
Nov-19
Dec-19
Jan-20
Feb-20
Mar-20
Apr-20
May-20
Jun-20
Jul-20
Sep-20
Oct-20
Nov-20
Dec-20
Jan-21

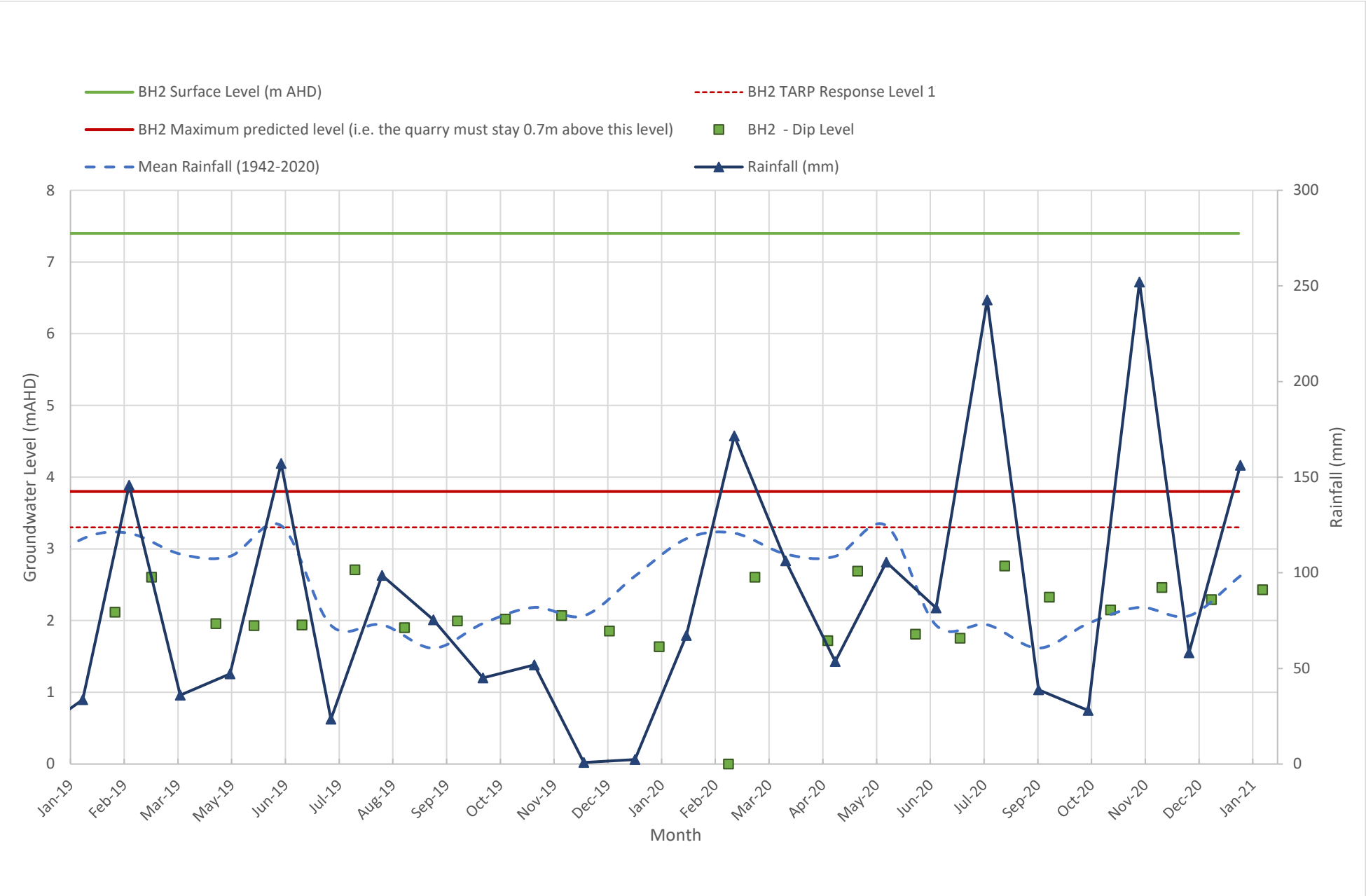
BH2 Surface Level (m AHD)
BH2 TARP Response Level 1
BH2 Maximum predicted level (i.e. the quarry must stay 0.7m above this level)
BH2 - Dip Level
Mean Rainfall (1942-2020)
Rainfall (mm)
Groundwater Level (mAHD)
Rainfall (mm)
Month
0
1
2
3
4
5
6
7
8
0
50
100
150
200
250
300
Jan-19
Feb-19
Mar-19
May-19
Jun-19
Jul-19
Aug-19
Sep-19
Oct-19
Nov-19
Dec-19
Jan-20
Feb-20
Mar-20
Apr-20
May-20
Jun-20
Jul-20
Sep-20
Oct-20
Nov-20
Dec-20
Jan-21

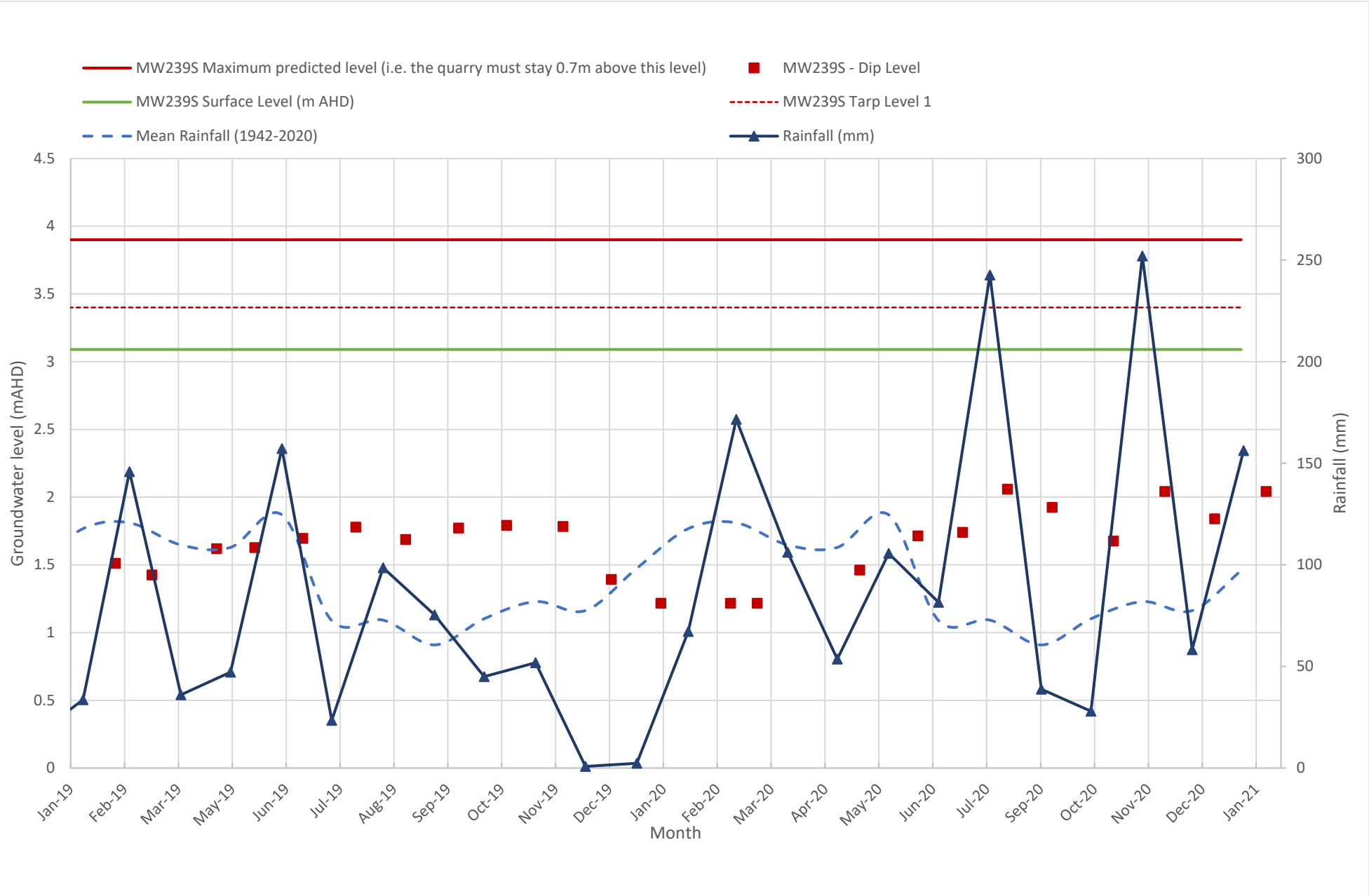
MW239S Maximum predicted level (i.e. the quarry must stay 0.7m above this level)
MW239S - Dip Level
MW239S Surface Level (m AHD)
MW239S Tarp Level 1
Mean Rainfall (1942-2020)
Rainfall (mm)
Groundwater level (mAHD)
Rainfall (mm)
Month
4.5
4
3.5
3
2.5
2
1.5
1
0.5
0
300
250
200
150
100
50
0
Jan-19
Feb-19
Mar-19
May-19
Jun-19
Jul-19
Aug-19
Sep-19
Oct-19
Nov-19
Dec-19
Jan-20
Feb-20
Mar-20
Apr-20
May-20
Jun-20
Jul-20
Sep-20
Oct-20
Nov-20
Dec-20
Jan-21

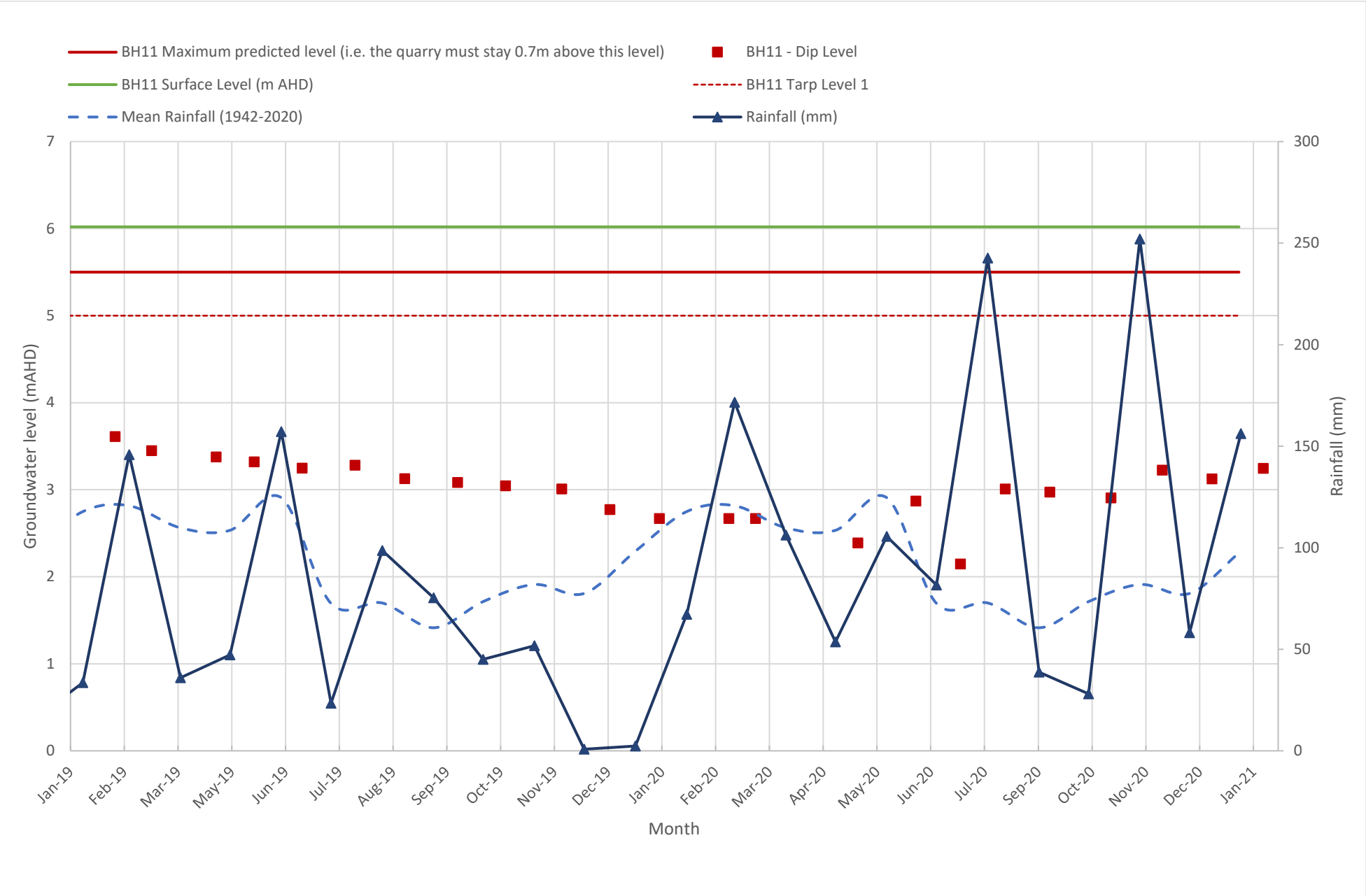
BH11 Maximum predicted level (i.e. the quarry must stay 0.7m above this level)
BH11 - Dip Level
BH11 Surface Level (m AHD)
BH11 Tarp Level 1
Mean Rainfall (1942-2020)
Rainfall (mm)
Groundwater level (mAHD)
Rainfall (mm)
Month
0
1
2
3
4
5
6
7
0
50
100
150
200
250
300
Jan-19
Feb-19
Mar-19
May-19
Jun-19
Jul-19
Aug-19
Sep-19
Oct-19
Nov-19
Dec-19
Jan-20
Feb-20
Mar-20
Apr-20
May-20
Jun-20
Jul-20
Sep-20
Oct-20
Nov-20
Dec-20
Jan-21