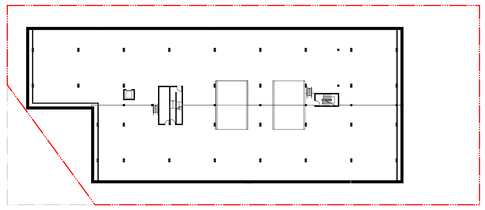

1 Basement 03
1:500

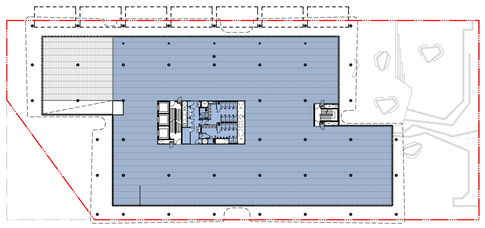

5 Level 01
1:500

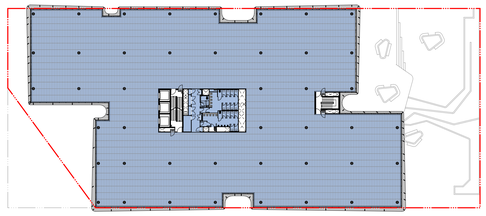

9 Level 05
1:500

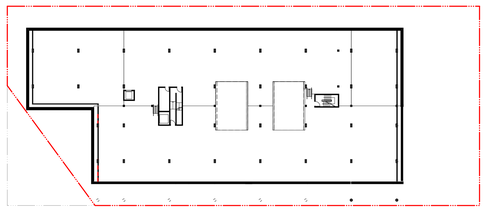

2 Basement 02
1:500

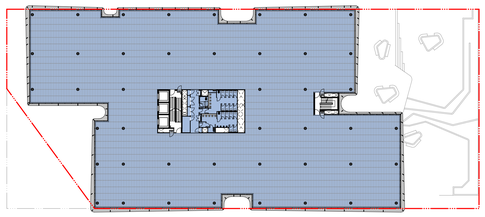

6 Level 02
1:500

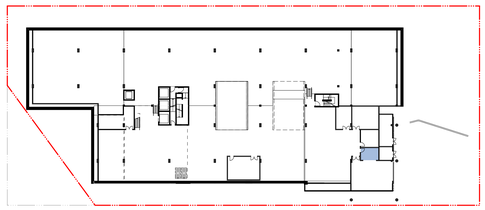

3 Basement 01
1:500

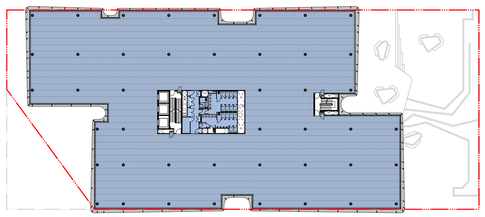

7 Level 03
1:500

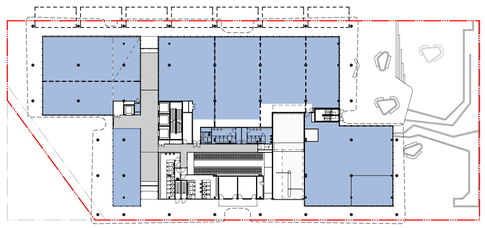

4 Ground Level
1:500

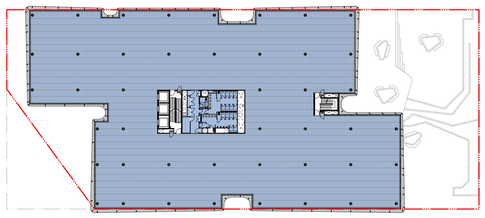

8 Level 04
1:500

Area Schedule

S96

	GFA	NLA (Commercial)
PLANT	-	-
LEVEL 05	3,106	2,997
LEVEL 04	3,106	2,997
LEVEL 03	3,106	2,997
LEVEL 02	3,106	2,997
LEVEL 01	2,144	2,034
GROUND FLOOR	1,655	1,657
BASEMENT 01	12	-
BASEMENT 02	-	-
BASEMENT 03	-	-
TOTAL	**16,235**	**15,679**

Parking Schedule

	CARS	SMALL CARS	ACCESSIBLE	TOTAL
BASEMENT 01	25	37	9	**71**
BASEMENT 02	45	49	-	**94**
BASEMENT 03	46	51	-	**97**
TOTAL	116	137	9	**262**
MOTOBIKES				**16**
BICYCLE				**105**
BICYCLES (VISITOR)				**22**

Legend & Definitions

GFA
SOPA standard definition template:
Gross Floor Area means the sum of the floor area of each floor of a building measured from the internal face of external walls, or from the internal face of walls separating the building from any other building, measured at a height of 1.4 metres above the floor, and includes:
(a) the area of a mezzanine, and
(b) habitable rooms in a basement or an attic, and
(c) any shop, auditorium, cinema, and the like, in a basement or attic,
but excludes:
(d) any area for common vertical circulation, such as lifts and stairs, and
(e) any basement:
(i) storage, and
(ii) vehicular access, loading areas, garbage and services, and
(f) plant rooms, lift towers and other areas used exclusively for mechanical services or ducting, and
(g) car parking to meet any requirements of the consent authority (including access to that car parking), and
(h) any space used for the loading or unloading of goods (including access to it), and
(i) terraces and balconies with outer walls less than 1.4 metres high, and
(j) voids above a floor at the level of a storey or storey above.

NLA
Refer Property Council of Australia - Method of Measurement for Lettable Area - Whole Floors, pg. 16-24

LEGEND

GFA

NOTES
THIS DRAWING IS THE COPYRIGHT O.P. TURNER. NO REPRODUCTION WITHOUT PERMISSION. UNLESS NOTED OTHERWISE THIS DRAWING IS PRODUCED TO SUPPORT A DA. DO NOT USE FOR CONSTRUCTION. ALL DIMENSIONS TO BE CHECKED ON SITE PRIOR TO COMMENCEMENT OF WORK. WHERE TURNER IS NOT ENGAGED FOR CLARIFICATION BEFORE PROCEEDING WITH WORK. DRAWINGS ARE NOT TO BE SCALED. USE ONLY FIGURED DIMENSIONS. REFER TO CONSULTANT DOCUMENTATION FOR FURTHER INFORMATION.

DLCS Quality Endorsed Company ISO 9001:2008, License Number 4168
Nominated Architect: Nicholas Turner 5650, ABN 99 084 954 311

CLIENT
THE GPT GROUP
Level 51 MLC Centre 19 Martin Pl Sydney
NSW 2000 AU

PROJECT MANAGER
LEND LEASE
The Bond, 30 Hickson Road, Millers Point,
NSW 2000 AU

Rev.	Date	Approved by	Revision Notes
E	14.12.02	DS	Section 96 Submission

Scale: **NOT TO SCALE**
Status: **SSD SUBMISSION - S96**
Project No. **12022**
Dwg No. **EA114**
Drawn by **CM**
Rev **E**
North

Project Title
4MR
4 Murray Rose Avenue SOP NSW 2127 AU

Drawing Title
PLANS
Area Schedule

turner
Level 1, 410 Crown Street
Surry Hills NSW 2010
Australia
T +61 2 9668 0000
F +61 2 9668 0088
turnerstudio.com.au