

**SCHEDULE SECTION 96 CHANGES**

- A. FIRE PUMP ROOM HAS BEEN RELOCATED TO THE SOUTH WEST CORNER OF THE SITE
- B. THE FIRE SPRINKLER TANK WAS CHANGED FROM A SINGLE TANK TO DUAL 8.5M DIAMETER TANKS
- C. THE SINGLE 1000KVA SUBSTATION WAS INCREASED TO DUAL 1000 KVA SUBSTATIONS AND RELOCATED FROM GRIDS 29 TO 30 TO GRIDS 19 TO 21 AND ACCESS GATE ADDED
- D. THE MAIN SWITCH ROOM (4.3M X 11.4M) WAS RELOCATED FROM AN INTERNAL LOCATION IN THE WAREHOUSE TO BETWEEN GRIDS 18 TO 20 ON THE LOCKWOOD ROAD BOUNDARY ADJACENT TO THE SUBSTATIONS
- E. THE GENERATOR WAS RELOCATED FROM GRID 30 TO 31 TO GRID 18 TO 19 NEXT TO THE MAIN SWITCH ROOM
- F. PARKING FOR 6 OFF 8T PUD TRUCKS WERE RELOCATED DUE TO THE REARRANGEMENT OF FIRE PUMP ROOM AND SPRINKLER TANKS FROM THE SOUTH WEST TO SOUTH EAST CORNER OF THE SITE

© COMMERCIAL & INDUSTRIAL PROPERTY PTY LTD. THIS DRAWING IS COPYRIGHT, APART FROM PERMITTED DEALINGS UNDER THE COPYRIGHT ACT, THIS DRAWING MAY NOT BE REPRODUCED BY ANY PERSON WITHOUT PERMISSION IN WRITING, ALL AREAS AND DIMENSIONS SHOWN ON DRAWINGS ARE APPROXIMATE ONLY AND ARE SUBJECT TO CONFIRMATION BY SURVEY

**REVISIONS**

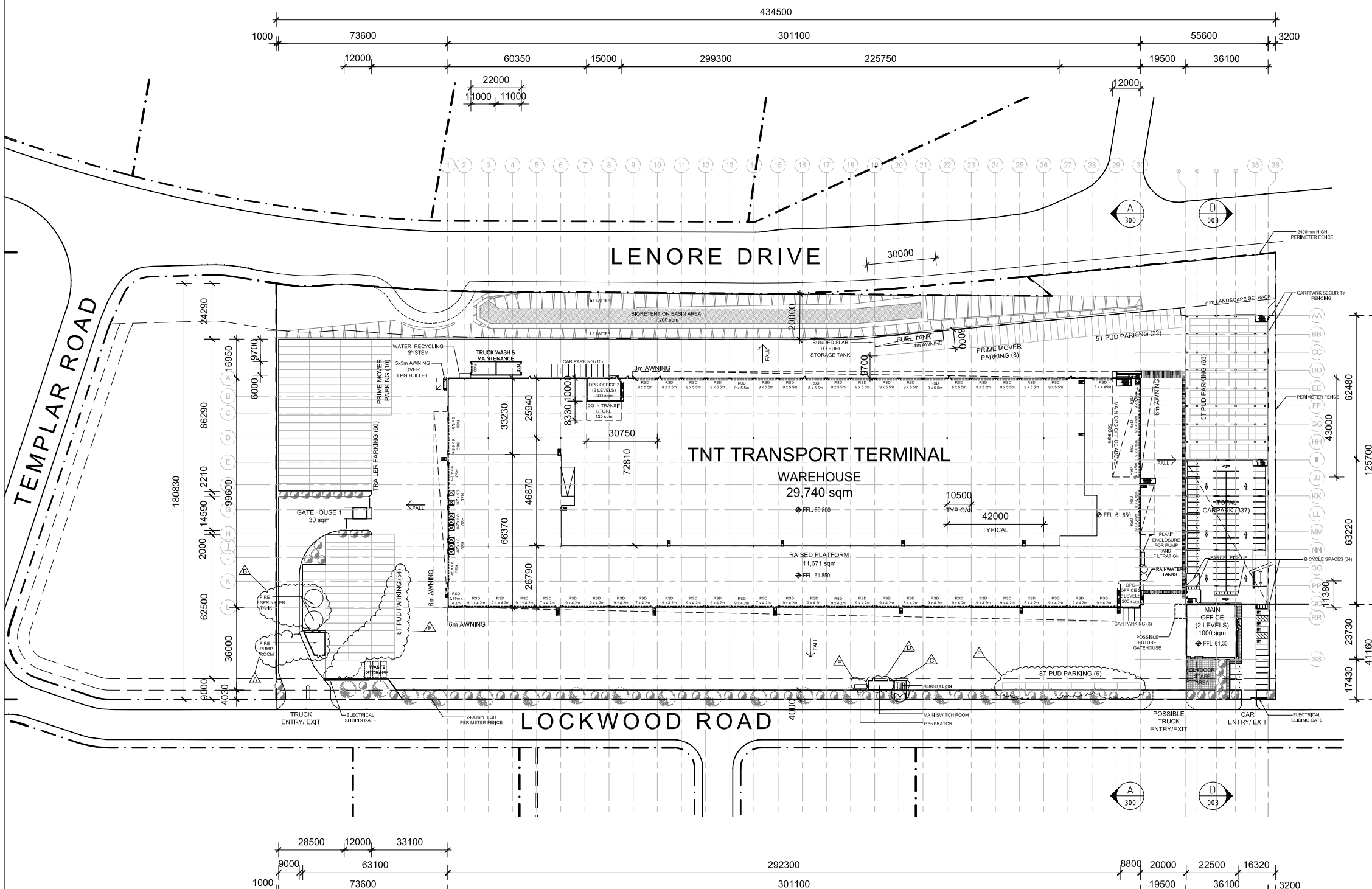
NO	DESCRIPTION	DATE
A	DEVELOPMENT APPLICATION	21.08.13
B	EGRESS DOORS & SMALLER RSD ON NORTH WALL RELOCATED TO SUIT VERTICAL PRECAST PANELS	18.11.13
C	RL LEVEL NOTATION ADDED RAISED PLATFORM HEIGHT CHANGE MEZZ OPS OFFICE RECONFIGURED RSD LOCATION & SIZE CHANGES ON SOUTH ELEV. FIRE EGRESS LOCATION CHANGES ON SOUTH ELEV. RSD REMOVED & FIRE STAIR ADDED ON WEST ELEV.	27.11.13
D	SECTION 96	19.03.13

**SECTION 96 DEVELOPMENT SUMMARY**

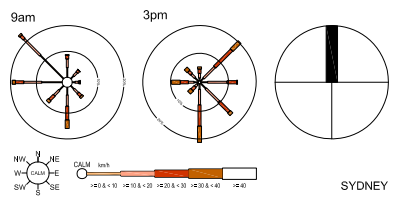
TOTAL SITE AREA	78,189 sqm
WAREHOUSE (INCLUDING RAISED DOCK 11,671 sqm)	29,740 sqm
MAIN OPS OFFICE 1 (MEZZANINE)	500 sqm
OPS OFFICE 2 (2 LEVELS)	200 sqm
OPS OFFICE 3 (2 LEVELS)	300 sqm
MAIN OFFICE (2 LEVELS)	1,000 sqm
GATEHOUSE	30 sqm
TRUCKWASH & MAINTENANCE BAY	132 sqm
<b>TOTAL BUILDING AREA</b>	<b>31,902 sqm</b>
EFFICIENCY	40.8 %
AWNING (3m)	630 sqm
AWNING (6m)	2,658 sqm
FUEL TANK AWNING (4m)	120 sqm
CARPARK DECK- LEVEL 1	2,285 sqm
CARPARK DECK- LEVEL 2	4,538 sqm
<b>TOTAL CARPARK DECK AREA</b>	<b>6,823 sqm</b>
ACCESSIBLE CARPARKING- GF	4 spaces
CARPARKING PROVIDED- GF	87 spaces
CARPARKING PROVIDED- L1	74 spaces
CARPARKING PROVIDED- L2	172 spaces
CARPARKING- HARDSTAND	13 spaces
<b>TOTAL CARPARK SPACES</b>	<b>350 spaces</b>
BICYCLE SPACES	34 spaces
TRAILER PARKING (13.5m LONG)	60 spaces
PRIME MOVERS	18 spaces
5T PUDS	85 spaces
8T PUDS	60 spaces
OUTDOOR STAFF AREA	180 sqm
HEAVY DUTY PAVEMENT (H)	32,940 sqm
LIGHT DUTY PAVEMENT (L)	2,589 sqm

**DEVELOPMENT SUMMARY**

TOTAL SITE AREA	78,189 sqm
WAREHOUSE (INCLUDING RAISED DOCK 11,895 sqm)	29,740 sqm
MAIN OPS OFFICE 1 (MEZZANINE)	500 sqm
OPS OFFICE 2 (2 LEVELS)	200 sqm
OPS OFFICE 3 (2 LEVELS)	300 sqm
MAIN OFFICE (2 LEVELS)	1,000 sqm
GATEHOUSE	30 sqm
TRUCKWASH & MAINTENANCE BAY	132 sqm
<b>TOTAL BUILDING AREA</b>	<b>31,902 sqm</b>
EFFICIENCY	40.8 %
AWNING (3m)	630 sqm
AWNING (6m)	2,658 sqm
FUEL TANK AWNING (4m)	120 sqm
CARPARK DECK- LEVEL 1	2,285 sqm
CARPARK DECK- LEVEL 2	4,538 sqm
<b>TOTAL CARPARK DECK AREA</b>	<b>6,823 sqm</b>
ACCESSIBLE CARPARKING- GF	4 spaces
CARPARKING PROVIDED- GF	87 spaces
CARPARKING PROVIDED- L1	74 spaces
CARPARKING PROVIDED- L2	172 spaces
CARPARKING- HARDSTAND	13 spaces
<b>TOTAL CARPARK SPACES</b>	<b>350 spaces</b>
BICYCLE SPACES	24 spaces
TRAILER PARKING (13.5m LONG)	60 spaces
PRIME MOVERS	18 spaces
5T PUDS	85 spaces
8T PUDS	60 spaces
OUTDOOR STAFF AREA	180 sqm
HEAVY DUTY PAVEMENT (H)	32,940 sqm
LIGHT DUTY PAVEMENT (L)	2,589 sqm



CARPARKING REQUIRED (AS PER COUNCIL DCP)	
WAREHOUSE - 1 per 100 sqm	300 spaces
OFFICE - 1 per 40 sqm	50 spaces
<b>TOTAL CARPARKING REQUIRED</b>	<b>350 spaces</b>

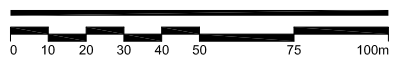


Sydney | Melbourne | Brisbane | Adelaide | Perth  
www.ciproperty.com.au | National Enquiries: 1800 829 877

**TNT WAREHOUSE & DISTRIBUTION FACILITY**

LOT 201, DP 1133028  
LOCKWOOD RD, ERSKINE PARK NSW

DRAWING TITLE  
SITE PLAN- OVERALL



SCALE: 1:2000 @ A3  
CREATE DATE: 13.03.2014 PLOT DATE: 19.03.2014

2-047-275903-S96- 002 **D**