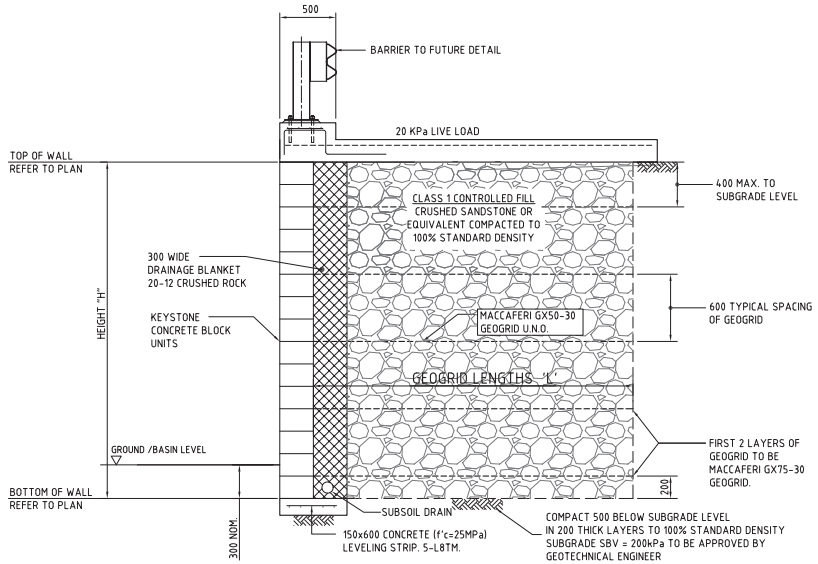

REINFORCED EARTH KEYSTONE WALL TYPICAL DETAIL

UP TO 3m MAXIMUM HIGHT

SCALE 1:20

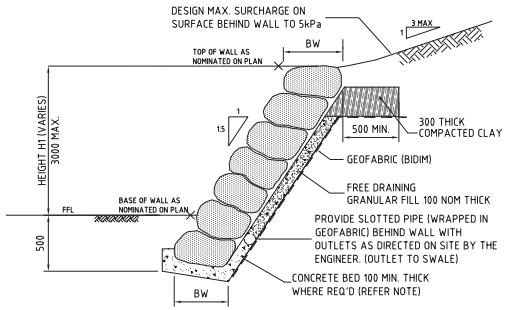

BOULDER RETAINING WALL TYPICAL DETAIL

N.T.S.

BOULDER RETAINING WALL NOTES

MINIMUM BEARING CAPACITY OF FOUNDATION TO BE 100kPa ASSUMING THE FOLLOWING:
- CLAY FOUNDATION Cu=50kPa, ø=0

SLIDING STABILITY IS BASED ON THE FOLLOWING
- FRICTION ANGLE OF BOULDER WALL: NOT LESS THAN 40°
- EFFECTIVE FRICTION ANGLE OF SOIL SUBGRADE: NOT LESS THAN 30° FOR SOIL OR 35° FOR ROCK

SOIL AND ROCK DESIGN PARAMETERS SHALL BE CONFIRMED BY GEOTECHNICAL ENGINEER PRIOR TO PLACEMENT OF BOULDERS OR CONCRETE BED.

BOULDERS TO BE A NOMINAL 750mm DIA. (400mm DIA. UP TO 800mm DIA.) PLACED ON THEIR BROADEST BASE. BOULDERS TO BE PLACED IN AN INTERLOCKING ARRANGEMENT ON THE CONTACT SURFACES DIPPING TOWARDS BACK OF THE WALL AT 10° AND SHALL BE INSPECTED BY THE ENGINEER DURING CONSTRUCTION

DENSITY OF INDIVIDUAL BOULDERS SHALL BE MINIMUM 2.5 TONNES/m

FOR WALLS ABOVE 1000mm IN HEIGHT, THE FIRST LAYER OF BOULDERS ARE TO SET IN A BED OF N15 CONCRETE AND THE JOINTS BETWEEN SHALL BE FILLED WITH CONCRETE TO A LEVEL EQUAL TO THE SURFACE LEVEL OF THE TOE OF THE WALL.

NO STRUCTURE TO BE BUILT WITHIN H1 FROM THE BACK OF THE TOP OF THE WALL (WHERE H1=HEIGHT OF WALL), UNLESS THE STRUCTURE IS FOUNDED ON ROCK WITH SBV=150kPA

CONSTRUCTION METHODS AND SEQUENCE TO ENSURE THAT DESIGN MAX. SURCHARGE OF 5kPa IS NOT EXCEEDED.

CONSTRUCTION TO BE IN ACCORDANCE WITH AS 4678:2002

WALL DIMENSIONS

HEIGHT H1	BW
500	500
1000	500
1500	600
2000	700
2500	800
3000	950

RETAINING WALL 1 SPECIFICATIONS :

RETAINED HEIGHT (mm)	GEOGRID LENGTH "L" (mm)
UP TO 3000	3500

× INDICATIVE LENGTHS SHOWN ONLY. FINAL GEOGRID LENGTH T.B.C DURING DETAIL DESIGN STAGE

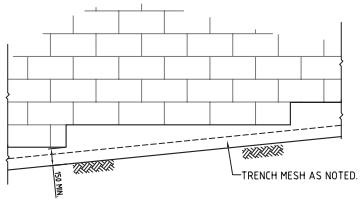

CONCRETE BLOCK REINFORCED EARTH WALL
TYPICAL LEVELLING STRIP STEP DETAIL

SCALE 1:20

200mm 0 500 1000 1500 2000mm

SCALE 1:20 AT B1 SIZE PLOT

FOR DEVELOPMENT APPLICATION

AMENDMENTS	DATE	ISSUE
FOR DEVELOPMENT APPLICATION	27.08.13	B
FOR INFORMATION ONLY	22.08.13	A

AMENDMENTS DATE ISSUE

ARCHITECT

CLIENT

CIP Developing Relationships Building Success

Sydney | Melbourne | Brisbane | Adelaide | Perth

www.cipnowhere.com.au | National Enquiries: 1800 829 877

PROJECT

TNT WAREHOUSE & DISTRIBUTION FACILITY

ERSKINE PARK NSW

DESIGNED	DRAWN	DATE	CHECKED	SIZE	SCALE	CAD REF:
HW	MJC	13.08.13		B1	AS SHOWN	C012156.00-DA65

Costin Roe Consulting Pty Ltd.
Consulting Engineers
Level 1, 8 Windmill Street
Walsh Bay, Sydney NSW 2000
Tel: (02) 8251-7600 Fax: (02) 8241-3731
email: mail@costinroe.com.au ©

CostinRoe Consulting

Value in Engineering and Management

DRAWING TITLE

RETAINING WALL DETAILS

DRAWING No C012156.00-DA65

ISSUE B