

enstruct group pty ltd

ABN 32 094 570 671
Tel: +61 2 8904 1444
Fax: +61 2 8904 1555
www.enstruct.com.au
Level 4, 2 Glen Street,
Milsons Point,
NSW, 2061,
Australia

Dubbo Base Hospital Expansion

Stormwater Design Statement for SSD Main Works Project

We confirm that the development of the main hospital as part of the stage 1 & 2 works has been designed to allow all rainfall runoff from the new building to discharge directly into the stormwater drainage system designed and constructed as part of the site early works.

The site early works have been endorsed and implemented by Health Infrastructure through the REF for the campus wide early works.

The drainage constructed as part of the early works has been designed to comply with the following:

- The drainage system is designed to convey the 20 year design flows;
- The drainage system is designed to discharge the main building drainage to the existing Myall Street drainage system;
- A detention tank has been provided on the drainage system to attenuate the design flows back to the 5 year pre development discharge flows, thus reducing the impact on the existing Myall Street drainage system;
- The detention tank has been designed to allow the connection of the new building drainage to the system without any requirement for upgrade;
- Flows in excess of the 20 year design flows will be conveyed as overland flow within the road corridor to Myall Street.

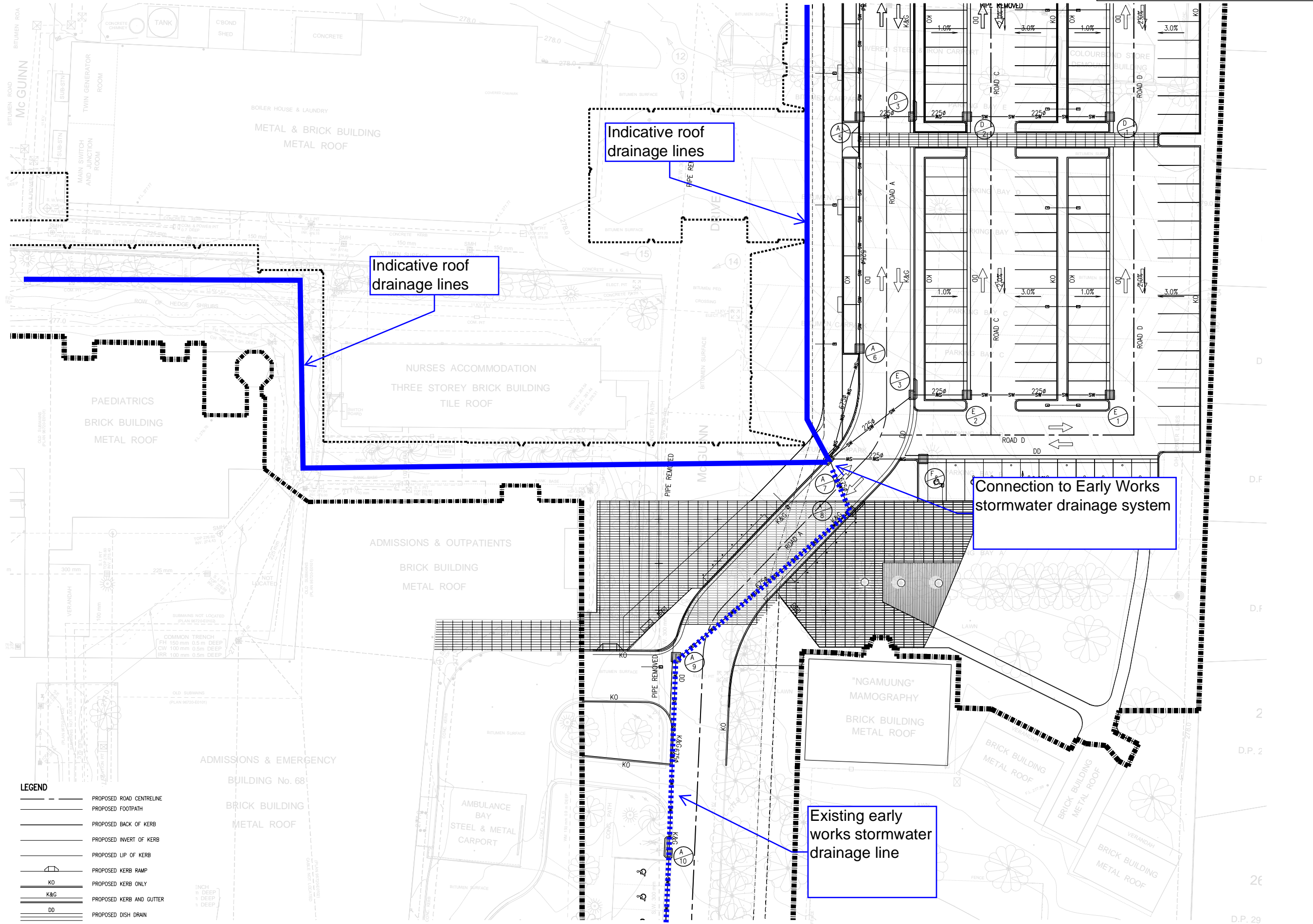
A sketch is included with this statement to indicate the stormwater drainage system.

Future development works will require reassessment of the stormwater drainage system to ensure that compliance is met.



.....
Ian Harris
Associate

16.07.12.....
Date



GENERAL ARRANGEMENT PLAN
SCALE 1:250

LEGEND

	PROPOSED ROAD CENTRELINE
	PROPOSED FOOTPATH
	PROPOSED BACK OF KERB
	PROPOSED INVERT OF KERB
	PROPOSED LIP OF KERB
	PROPOSED KERB RAMP
	PROPOSED KERB ONLY
	PROPOSED KERB AND GUTTER
	PROPOSED DISH DRAIN
	PROPOSED STORMWATER PIPE
	PROPOSED SWALE
	PROPOSED KERB INLET PIT
	PROPOSED V-SHAPED SURFACE INLET PIT
	PROPOSED GRADE
	PROPOSED SURFACE LEVEL

GENERAL NOTES:

- REFER TO CIV-SI-000.01 FOR GENERAL NOTES.
- REFER TO CIV-SI-100.20 FOR ROAD DESIGN LONGSECTIONS.
- REFER TO CIV-SI-100.30 FOR STORMWATER DRAINAGE DESIGN LONGSECTIONS.

NOTES

- DO NOT SCALE DRAWINGS. WRITE DIMENSIONS CLEARLY.
- ALL DIMENSIONS ARE IN METRES UNLESS NOTED OTHERWISE.
- ALL DIMENSIONS SHALL BE VERIFIED ON SITE BEFORE PROCEEDING WITH THE WORK. ANY DISCREPANCY SHALL BE NOTIFIED IN WRITING TO THE ARCHITECT.
- THIS DRAWING MUST BE READ IN CONJUNCTION WITH ALL RELEVANT CONTRACTS, SPECIFICATIONS, REPORTS AND DRAWINGS.

COPYRIGHT © THIS DRAWING IS VESTED IN ENSTRUCT PTY LTD
THIS DRAWING IS AN UNCONTROLLED COPY UNLESS NOTED OTHERWISE

Rev	Description	By	Date
01	ISSUED FOR APPROVAL	JH	08.06.12
02	ISSUED FOR TENDER	JH	20.06.12
03	ISSUED FOR TENDER	JH	28.06.12
04	ISSUED FOR APPROVAL	JH	05.07.12

enstruct group pty ltd
Level 4, 2 Glin Street
Mildura Point NSW 2061
Telephone (02) 8904 1444
Facsimile (02) 8904 1555
http://www.enstruct.com.au



Consultants

Project Management
NAME: TSA MANAGEMENT ADDRESS: LEVEL 16, 207 KENT STREET, NSW2000 TEL: 02 9776 1400
Architect
NAME: COX RICHARDSON ADDRESS: LEVEL 2, 204 CLARENCE STREET BY DUNEY, NSW 2000 TEL: 02 9887 9999 / 02 934 5884
Electrical & IT Engineers
NAME: SINCLAIR KNIGHT MERZ ADDRESS: 180 CHURCH STREET ST LEONARDS, NSW2065 TEL: 02 9935 2100 / 02 9989 2000
Mechanical & City Engineers
NAME: WOOD & GRIEVE ADDRESS: LEVEL 2, 454-456 PACIFIC HIGHWAY ST LEONARDS, NSW 2065 TEL: 02 9877 9533 / 02 934 5884
Hydraulics & Fire Protection Consultants
NAME: NORTHRUP ADDRESS: 80 HORSION ROAD, NSW 2000 TEL: 02 941 4188 / 02 9341 4334
Acoustic Engineers
NAME: NORMAN, DISNEY & YOUNG ADDRESS: LEVEL 1, 88 MILLER STREET, NORTH SYDNEY, NSW 2060 TEL: 02 9380 7800 / 02 9388 9800
Landscape Design
NAME: OCULUS ADDRESS: LEVEL 1, 18 WILSON STREET ST NEWTON, NSW 2042 TEL: 02 9677 5833 / 0618 9323
Traffic Planning
NAME: CARNO ADDRESS: LEVEL 8, 200 PACIFIC HIGHWAY, ST LEONARDS, NSW 2065 TEL: 02 9907 0700 / 02 9388 9800
NCA Accessibility
NAME: BCA LOGIC ADDRESS: LEVEL 1, 71 LAUCHER STREET, CHATSWOOD, NSW 2037 TEL: 02 9411 5380 / 02 9411 5400



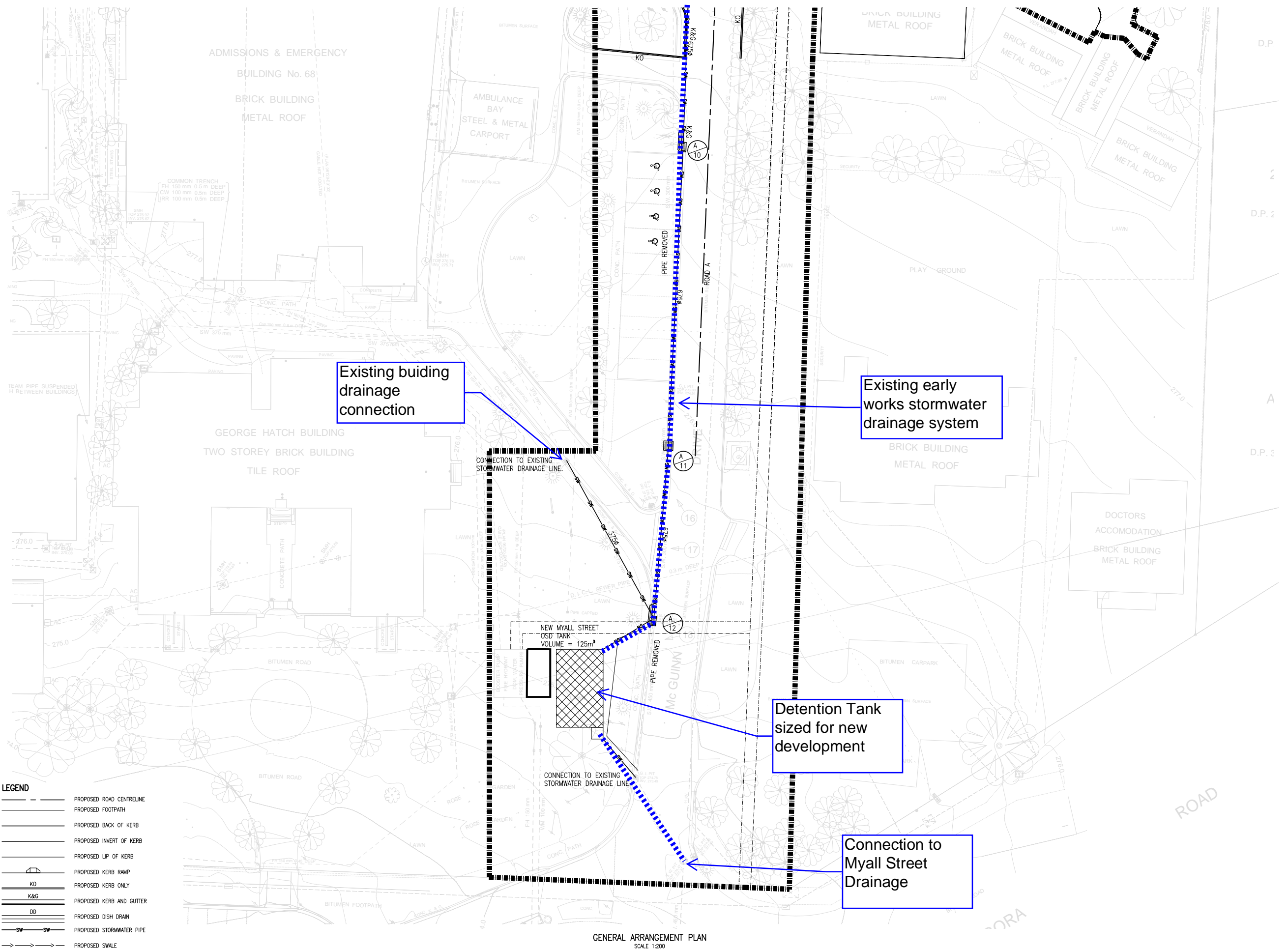
Project No.
4363

Project
**DUBBO BASE HOSPITAL
REDEVELOPMENT STAGE 1 / 2
MYALL STREET, DUBBO NSW**

Drawing Title
**GENERAL ARRANGEMENT
PLAN
SHEET 3 OF 4**

Document Control Status:
TENDER

Drawn	Scale
LH	1:200
Project Engineer	Date
LH	14/06/2012
Project Director	Revision
T.B.B.	04
Drawing Number	North
CIV-SI-100-03	



LEGEND

	PROPOSED ROAD CENTRELINE
	PROPOSED FOOTPATH
	PROPOSED BACK OF KERB
	PROPOSED INVERT OF KERB
	PROPOSED LIP OF KERB
	PROPOSED KERB RAMP
	PROPOSED KERB ONLY
	PROPOSED KERB AND GUTTER
	PROPOSED DISH DRAIN
	PROPOSED STORMWATER PIPE
	PROPOSED SWALE
	PROPOSED KERB INLET PIT
	PROPOSED V-SHAPED SURFACE INLET PIT
	PROPOSED GRADE
	PROPOSED SURFACE LEVEL

GENERAL ARRANGEMENT PLAN
SCALE 1:200

GENERAL NOTES:

- REFER TO CIV-SI-000.01 FOR GENERAL NOTES.
- REFER TO CIV-SI-100.20 FOR ROAD DESIGN LONGSECTIONS.
- REFER TO CIV-SI-100.30 FOR STORMWATER DRAINAGE DESIGN LONGSECTIONS.
- REFER TO CIV-SI-100.45 FOR DETENTION TANK DETAILS.

1. DO NOT SCALE DRAWINGS. WRITE DIMENSIONS CONFORMING TO THE DRAWING.
2. ALL DIMENSIONS SHALL BE VERIFIED ON SITE. BEFORE PROCEEDING WITH THE WORK, THE CONTRACTOR SHALL BE NOTIFIED IN WRITING OF ANY DISCREPANCIES.
3. THIS DRAWING MUST BE READ IN CONJUNCTION WITH ALL RELEVANT CONTRACTS, SPECIFICATIONS, REPORTS AND DRAWINGS.
4. THIS DRAWING IS AN UNCONTROLLED COPY UNLESS NOTED OTHERWISE.

Rev Description By Date

01	ISSUED FOR APPROVAL	HL	08.06.12
02	ISSUED FOR TENDER	HL	20.06.12
03	ISSUED FOR TENDER	HL	28.06.12
04	ISSUED FOR APPROVAL	HL	05.07.12

enstruct group pty ltd
Level 4, 2 Glin Street
Mildura Point NSW 2061
Telephone (02) 8904 1444
Facsimile (02) 8904 1555
http://www.enstruct.com.au

enstruct

Consultants

PROJECT MANAGEMENT	NAME: TSA MANAGEMENT ADDRESS: LEVEL 16, 207 KENT STREET, NSW 2000 TEL: 02 9278 1400
ARCHITECT	NAME: COX RICHARDSON ADDRESS: LEVEL 2, 204 CLARENCE STREET BY ONEY, NSW 2000 TEL: 02 9857 9888 / 02 924 5844
ELECTRICAL & KT ENGINEERS	NAME: SINCLAIR KNIGHT MERZ ADDRESS: 150 CHURCH STREET ST LEONARDS, NSW 2066 TEL: 02 9659 2100 / 02 9689 2000
MECHANICAL & CIVIL ENGINEERS	NAME: WOOD & GRIEVE ADDRESS: LEVEL 2, 454-456 PACIFIC HIGHWAY ST LEONARDS, NSW 2066 TEL: 02 9672 1000 / 02 9672 1000
HYDRAULICS & FIRE PROTECTION CONSULTANTS	NAME: NORTHRUP ADDRESS: 80 HORSION ROAD, NSW 2000 TEL: 02 9411 4188 / 02 9411 4334
ACOUSTIC ENGINEERS	NAME: NORMAN, DISNEY & YOUNG ADDRESS: LEVEL 1, 80 MILLER STREET, NORTH SYDNEY, NSW 2060 TEL: 02 9388 8800 / 02 9388 8800
LANDSCAPE DESIGN	NAME: OCULUS ADDRESS: LEVEL 1, 18 WILSON STREET, NEWTON, NSW 2042 TEL: 02 9677 5833 / 0618 3323
TRAFFIC PLANNING	NAME: CARDNO ADDRESS: LEVEL 8, 203 PACIFIC HIGHWAY, ST LEONARDS, NSW 2066 TEL: 02 9607 0700 / 02 9608 1000
NCA ACCESSIBILITY	NAME: BCA LOGIC ADDRESS: LEVEL 1, 71 LAUCHER STREET, CHATSWOOD, NSW 2037 TEL: 02 9411 5360 / 02 9411 5400



Client

Project No:
4363

Project

DUBBO BASE HOSPITAL
REDEVELOPMENT STAGE 1 / 2
MYALL STREET, DUBBO NSW

Drawing Title

GENERAL ARRANGEMENT
PLAN
SHEET 4 OF 4

Document Control Status:

TENDER

Co-ordinated: LH	Drawn: LH
Project Engineer: LH	Scale: 1:200
Project Director: T.B.B.	Date: 14/06/2012
Drawing Number:	Revision: 04

CIV-SI-100-04

enstruct group pty ltd

ABN 32 094 570 671
Tel: +61 2 8904 1444
Fax: +61 2 8904 1555
www.enstruct.com.au
Level 4, 2 Glen Street,
Milsons Point,
NSW, 2061,
Australia

Dubbo Base Hospital Expansion

Civil Works Design Statement for SSD Main Works Project

The following outlines the principles of the stormwater design for the Dubbo Base Hospital Main Works expansion project.

The SSD application is for the construction of the hospital building works and associated infrastructure.

Works for the proposed development have been designed to comply with the Director Generals requirements.

The following standards and guidelines have been adopted during the concept design process for the project.

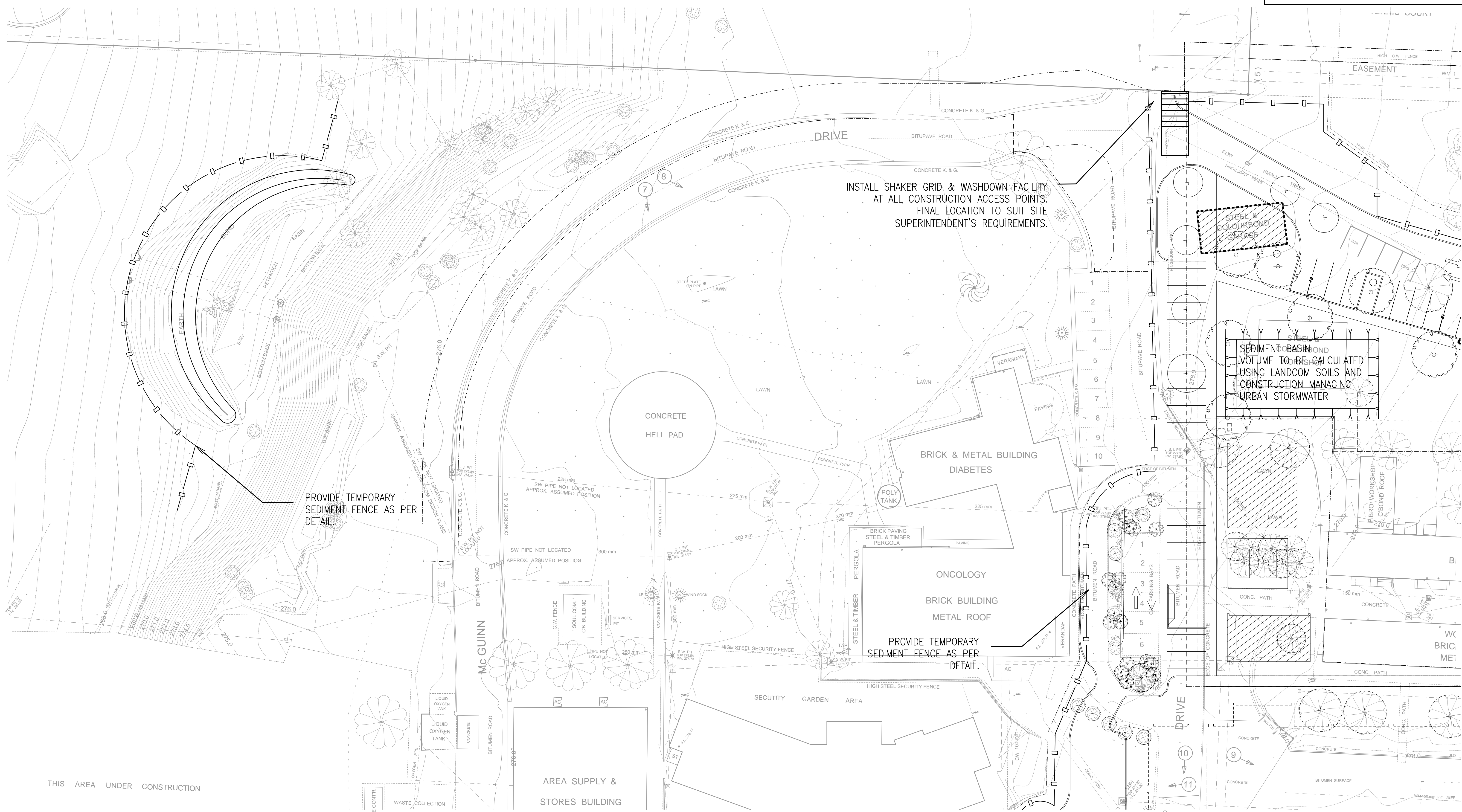
- Australian Rainfall & Runoff May 2003;
- AS3500 Part 3, 2003 – Plumbing and Drainage: Stormwater Drainage;
- AS1428 Part 1, 2009 – Design for Access and Mobility: General requirements for access – New Building Work;
- AS2890 Parts 1,2 and 6 – Parking Facilities;
- Dubbo City Council Development Control Plans;
- Austroads Guide to Road Design Publication;
- Austroads Guide to Pavement Technology.

All civil works have been designed to comply with the above design standards.



.....
Ian Harris
Associate

25.06.12.....
Date



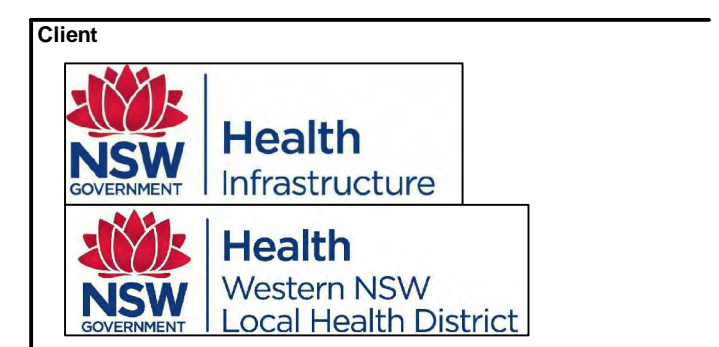
SEDIMENT & EROSION CONTROL PLAN
SCALE 1:250

1. DO NOT SCALE DRAWINGS. WRITTEN DIMENSIONS GOVERN.
2. ALL DIMENSIONS ARE IN MILLIMETRES UNLESS NOTED OTHERWISE.
3. ALL DIMENSIONS SHALL BE VERIFIED ON SITE BEFORE PROCEEDING WITH THE WORK. EXTRACT SHALL BE NOTIFIED IN WRITING OF ANY DISCREPANCIES.
4. THIS DRAWING MUST BE READ IN CONJUNCTION WITH ALL RELEVANT CONTRACTS, SPECIFICATIONS, REPORTS AND DRAWINGS.
COPYRIGHT © THIS DRAWING IS VESTED IN ENSTRUCT PTY LTD
THIS DRAWING IS AN UNCONTROLLED COPY UNLESS NOTED OTHERWISE

Rev	Description	By	Date
01	ISSUED FOR APPROVAL	IH	08.06.12
02	ISSUED FOR TENDER	IH	20.06.12
03	ISSUED FOR TENDER	IH	28.06.12
04	ISSUED FOR APPROVAL	IH	05.07.12
05	ISSUED FOR TENDER	IH	12.07.12
06	ISSUED FOR TENDER	IH	17.07.12

enstruct group pty ltd
Level 4, 2 Glen Street
Missions Point NSW 2061
Telephone (02) 8904 1444
Facsimile (02) 8904 1555
http://www.enstruct.com.au

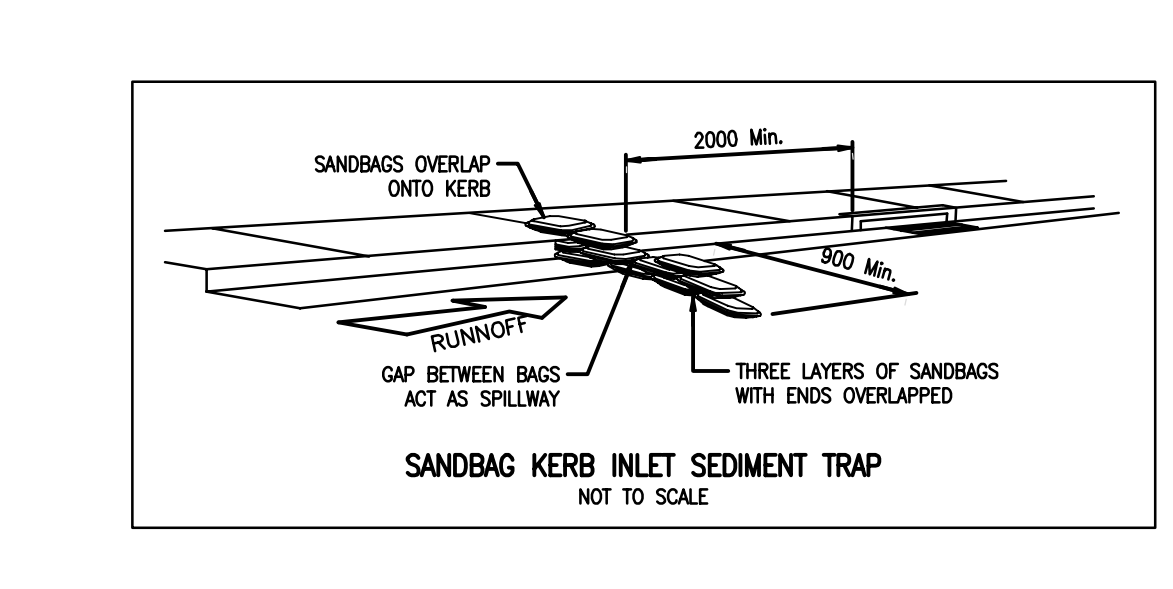
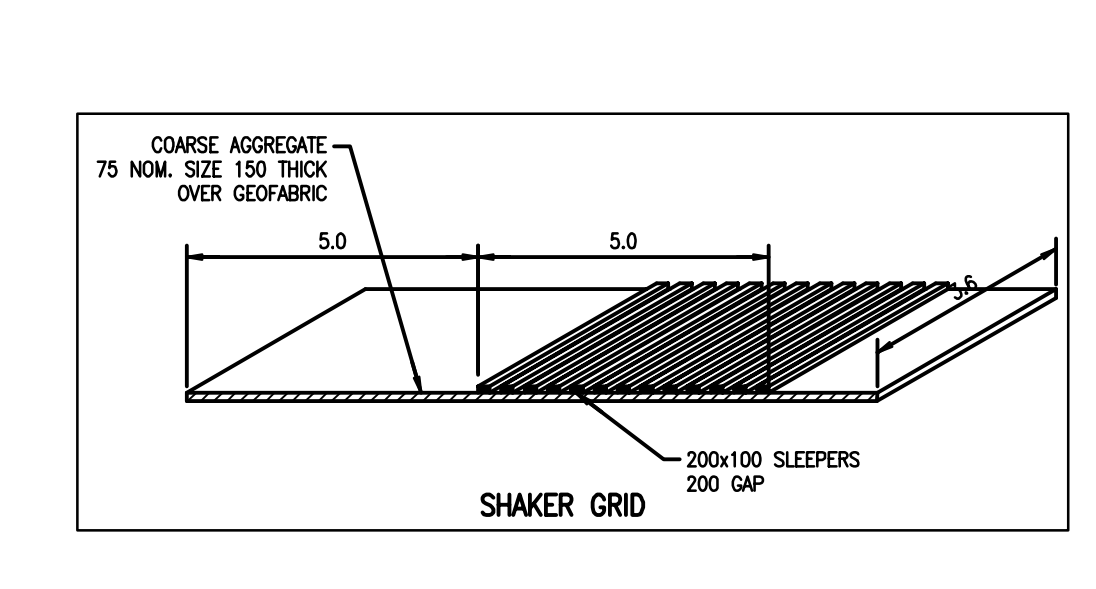
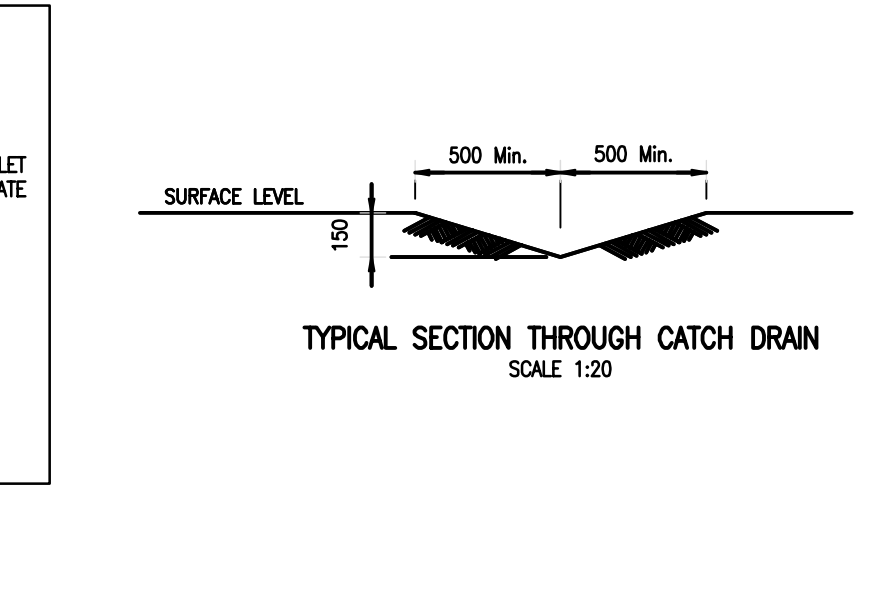
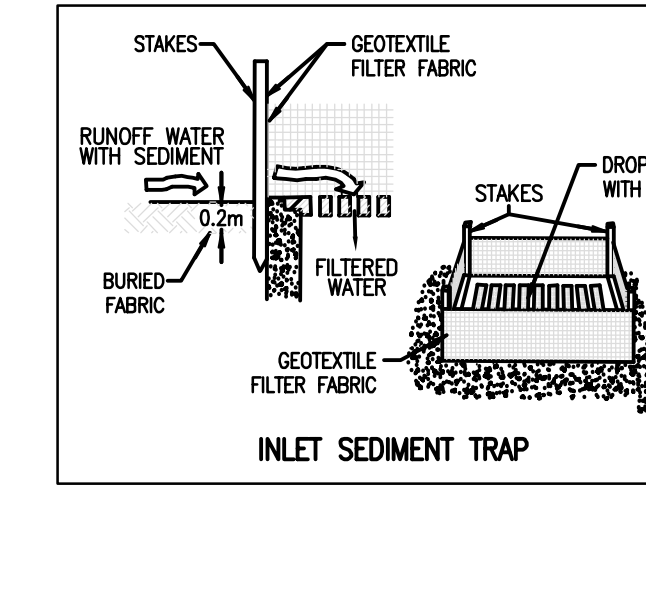
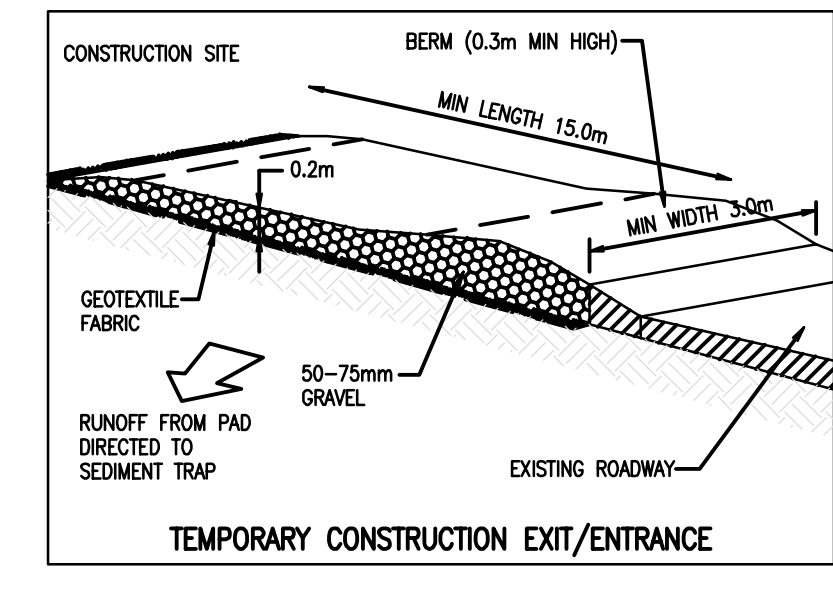
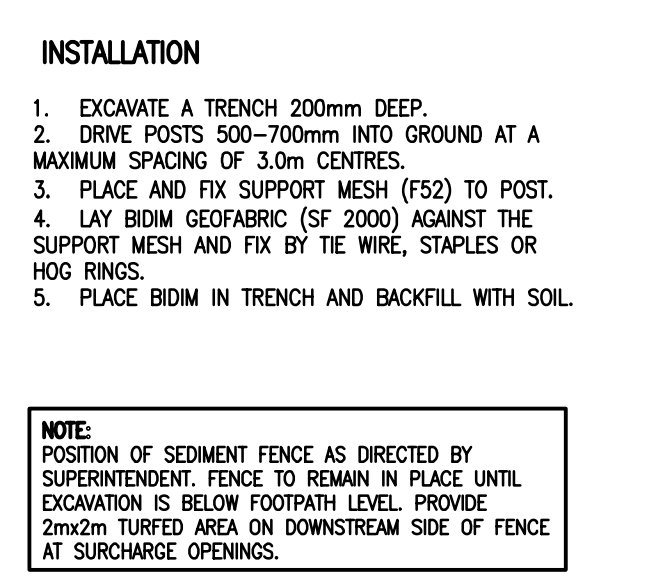
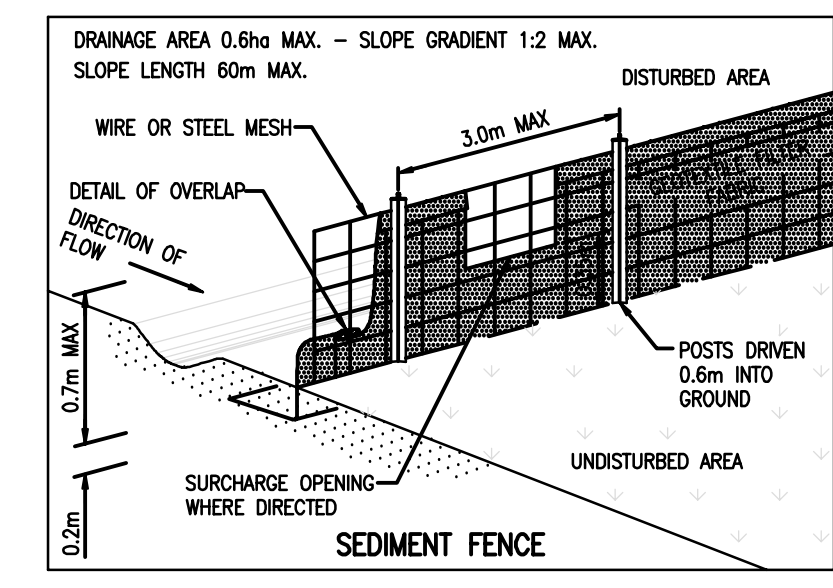
CONSULTANTS	
PROJECT MANAGEMENT	NAME: TSA MANAGEMENT ADDRESS: LEVEL 18, 207 KENT STREET, NEWCASTLE NSW 2060 TEL: (02) 8928 1400
ARCHITECT	NAME: COX RICHARDSON ADDRESS: LEVEL 12, 204 CLARENCE STREET SYDNEY, NSW 2000 TEL/FAX: (02) 9287 9599 / (02) 9284 1844
ELECTRICAL & RT ENGINEERS	NAME: SINCLAIR KNIGHT MERZ ADDRESS: 100 CHARISTE STREET ST LEONARDS, NSW 2066 TEL/FAX: (02) 8958 3100 / (02) 8958 2500
MECHANICAL & LIFT ENGINEERS	NAME: WOOD & GRIEVE ADDRESS: LEVEL 2, 454-456 PACIFIC HIGHWAY ST LEONARDS, NSW 2065 TEL/FAX: (02) 752 9010 / (02) 752 9010
HYDRAULICS & FIRE PROTECTION CONSULTANTS	NAME: NORTHRUP ADDRESS: 60 HICKSON ROAD, NEWCASTLE NSW 2060 TEL/FAX: (02) 8241 4188 / (02) 8241 4334
ACOUSTIC ENGINEERS	NAME: NORMAN, DISNEY & YOUNG ADDRESS: LEVEL 1, 18 MILLER STREET, NEWCASTLE, NSW 2060 TEL/FAX: (02) 8928 4800 / (02) 8928 4800
LANDSCAPE DESIGN	NAME: OCULUS ADDRESS: LEVEL 1, 18 MILLER STREET, NEWCASTLE, NSW 2060 TEL/FAX: (02) 8977 5533 / (02) 8977 5533
TRAFFIC PLANNING	NAME: CARONCO ADDRESS: LEVEL 9, 203 PACIFIC HIGHWAY, ST LEONARDS, NSW 2065 TEL/FAX: (02) 8958 7700 / (02) 8428 5120
VIC & ACCESSIBILITY	NAME: BCA LOGIC ADDRESS: LEVEL 1, 71-73 ARCHER STREET, CHATSWOOD, NSW 2067 TEL/FAX: (02) 8411 5300 / (02) 8411 5400



Project No: 4363
Project: DUBBO BASE HOSPITAL REDEVELOPMENT STAGE 1 / 2
MYALL STREET, DUBBO NSW
Drawing Title: SEDIMENT & EROSION CONTROL PLAN & DETAILS
Sheet 1 OF 4

Document Control Status: TENDER

Drawn: J.H.	Scale: 1:250
Project Engineer: J.H.	Date: 14/06/2012
Project Director: T.B.B.	Revision: 06
Drawing Number: CIV-SI-100-11	North:



GENERAL NOTES:

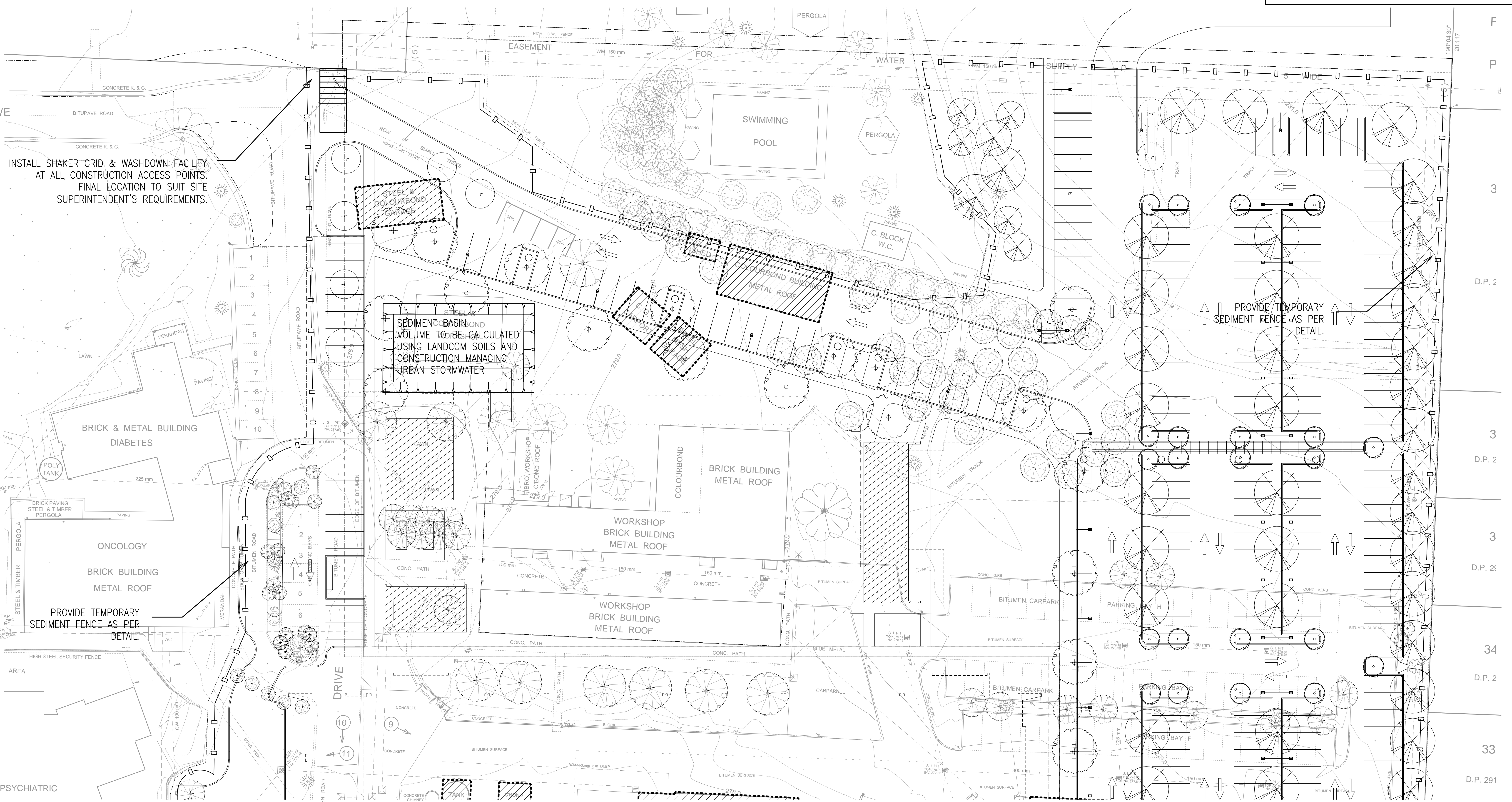
- REFER TO SHEET 4363-CV-SI-100.00 FOR SEDIMENT & EROSION CONTROL NOTES.

- LEGEND**
- PROPOSED SEDIMENT FENCE
 - PROPOSED CATCH DRAIN
 - PROPOSED SEDIMENT BASIN
 - PROPOSED RIP RAP
 - INSTALL TEMPORARY SILT TRAPS AROUND PITS UNTIL SURROUNDING PAVEMENTS HAVE BEEN COMPLETED.
 - PROVIDE TEMPORARY SANDBAGS AROUND PITS:
 - AFTER PAVEMENT WORKS IF CONSTRUCTION IS ONGOING UPSTREAM.
 - TO EXISTING GRATED PITS DOWNSTREAM OF CONSTRUCTION WORKS.
 - SHAKER GRID AND WASH DOWN FACILITY

1. DO NOT SCALE DRAWINGS. WRITTEN DIMENSIONS GOVERN.
 2. ALL DIMENSIONS ARE IN MILLIMETRES UNLESS NOTED OTHERWISE.
 3. ALL DIMENSIONS SHALL BE VERIFIED ON SITE BEFORE PROCEEDING WITH THE WORK. EXTRACT SHALL BE NOTIFIED IN WRITING OF ANY DISCREPANCIES.
 4. THIS DRAWING MUST BE READ IN CONJUNCTION WITH ALL RELEVANT CONTRACT'S SPECIFICATIONS, REPORTS AND DRAWINGS.

COPYRIGHT OF THIS DRAWING IS VESTED IN ENSTRUCT PTY LTD
 THIS DRAWING IS AN UNCONTROLLED COPY UNLESS NOTED OTHERWISE

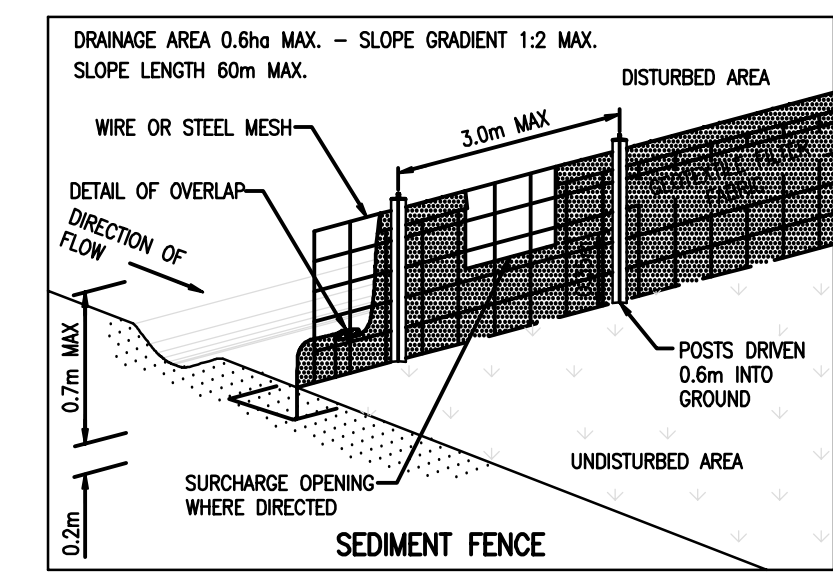
Rev	Description	By	Date
01	ISSUED FOR APPROVAL	IH	08.06.12
02	ISSUED FOR TENDER	IH	20.06.12
03	ISSUED FOR TENDER	IH	28.06.12
04	ISSUED FOR APPROVAL	IH	05.07.12
05	ISSUED FOR TENDER	IH	12.07.12
06	ISSUED FOR TENDER	IH	17.07.12



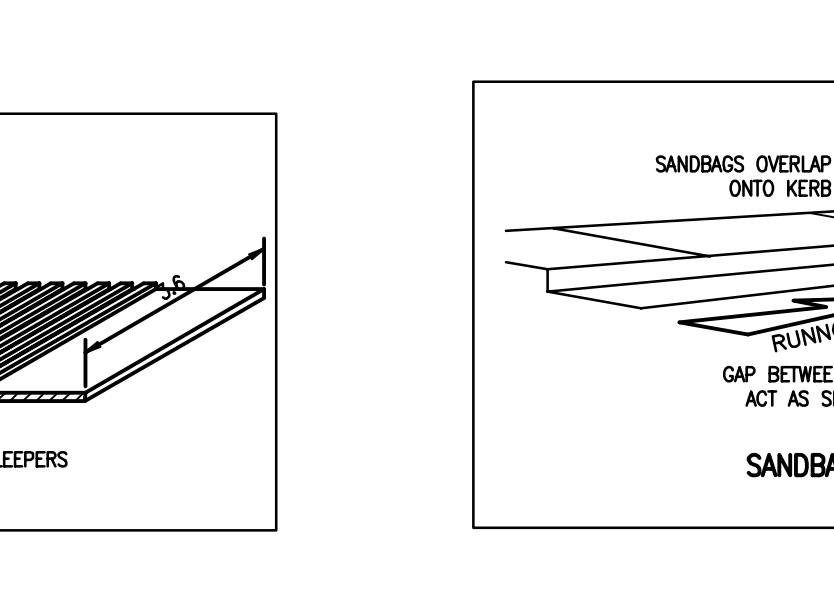
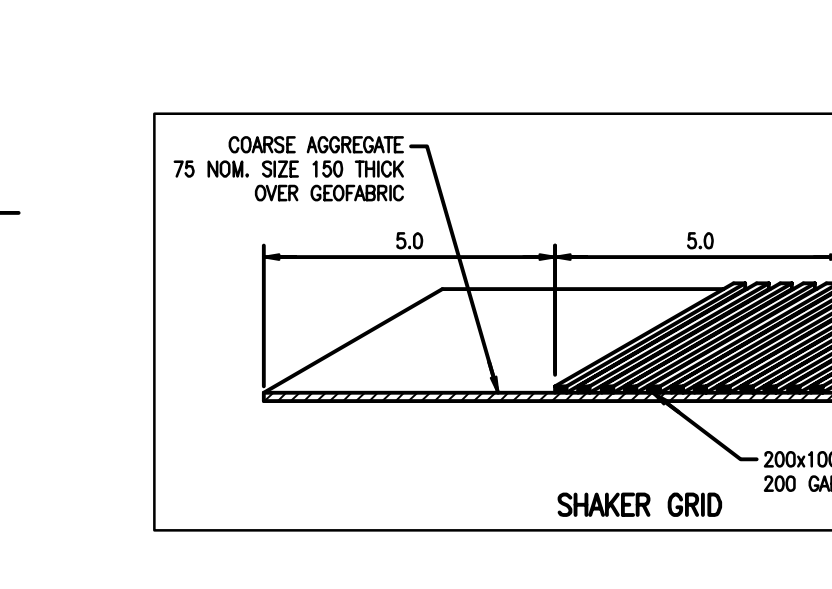
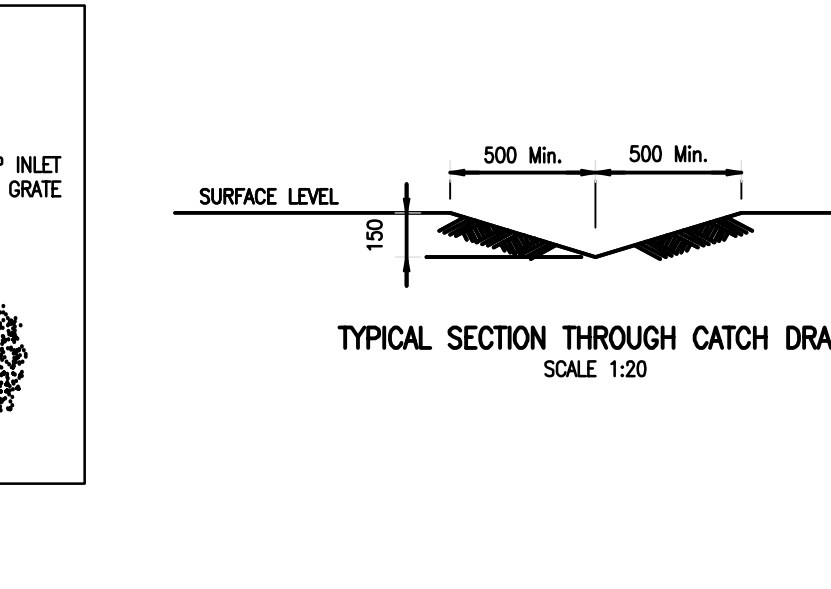
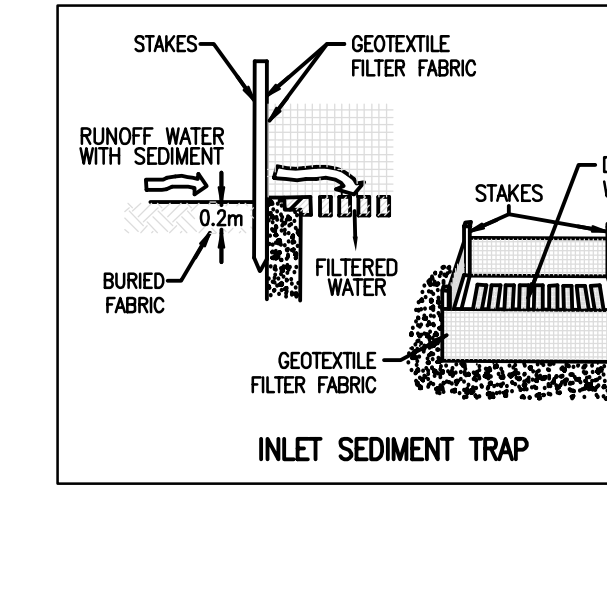
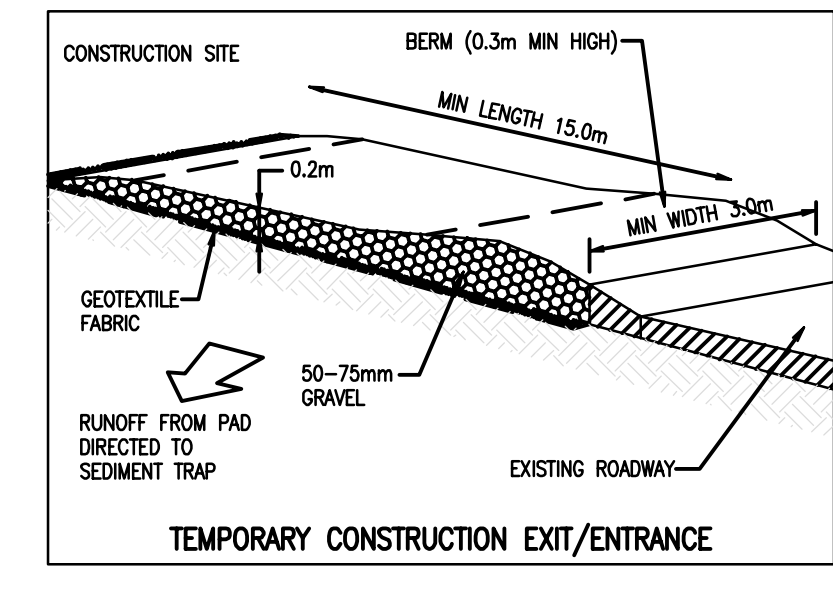
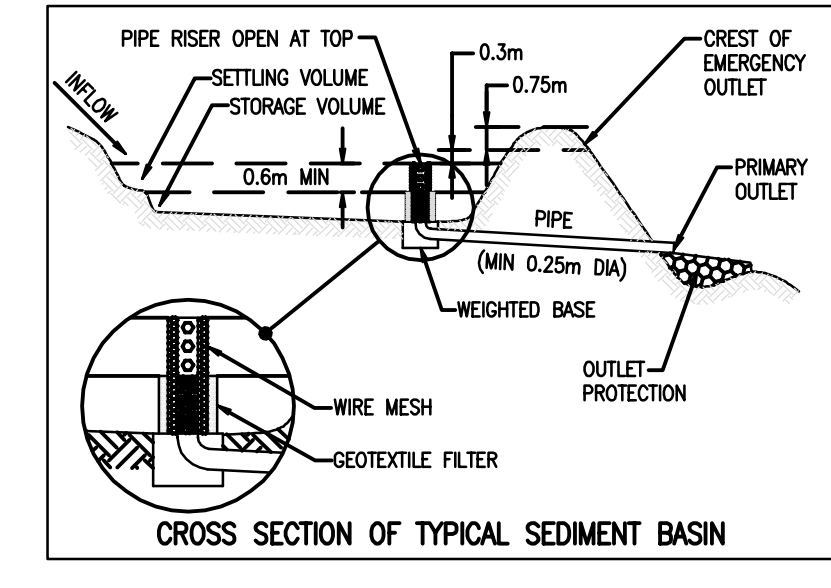
SEDIMENT & EROSION CONTROL PLAN
 SCALE 1:250

enstruct group pty ltd
 Level 4, 2 Glen Street
 Milsions Point NSW 2061
 Telephone (02) 8904 1444
 Facsimile (02) 8904 1555
 http://www.enstruct.com.au

Rev	Description	By	Date
01	ISSUED FOR APPROVAL	IH	08.06.12
02	ISSUED FOR TENDER	IH	20.06.12
03	ISSUED FOR TENDER	IH	28.06.12
04	ISSUED FOR APPROVAL	IH	05.07.12
05	ISSUED FOR TENDER	IH	12.07.12
06	ISSUED FOR TENDER	IH	17.07.12



- INSTALLATION**
- EXCAVATE A TRENCH 200mm DEEP.
 - DRIVE POSTS 500-700mm INTO GROUND AT A MAXIMUM SPACING OF 3.0m CENTRES.
 - PLACE AND FIX SUPPORT MESH (F52) TO POST.
 - LAY BDM GEOTEXTILE (SF 2000) AGAINST THE SUPPORT MESH AND FIX BY THE WIRE, STAPLES OR HDG RINGS.
 - PLACE BDM IN TRENCH AND BACKFILL WITH SOIL.
- NOTE:** POSITION OF SEDIMENT FENCE AS DIRECTED BY SUPERINTENDENT. FENCE TO REMAIN IN PLACE UNTIL EXCAVATION IS BELOW FOOTPATH LEVEL. PROVIDE 2m²m TURFED AREA ON DOWNSTREAM SIDE OF FENCE AT SURCHARGE OPENINGS.



- GENERAL NOTES:**
- REFER TO SHEET 4363-CV-SI-100.00 FOR SEDIMENT & EROSION CONTROL NOTES.

- LEGEND**
- PROPOSED SEDIMENT FENCE
 - PROPOSED CATCH DRAIN
 - PROPOSED SEDIMENT BASIN
 - PROPOSED RIP RAP
 - INSTALL TEMPORARY SILT TRAPS AROUND PITS UNTIL SURROUNDING PAVEMENTS HAVE BEEN COMPLETED.
 - PROVIDE TEMPORARY SANDBAGS AROUND PITS:
 - AFTER PAVEMENT WORKS IF CONSTRUCTION IS ONGOING UPSTREAM.
 - TO EXISTING GRATED PITS DOWNSTREAM OF CONSTRUCTION WORKS.
 - SHAKER GRID AND WASH DOWN FACILITY



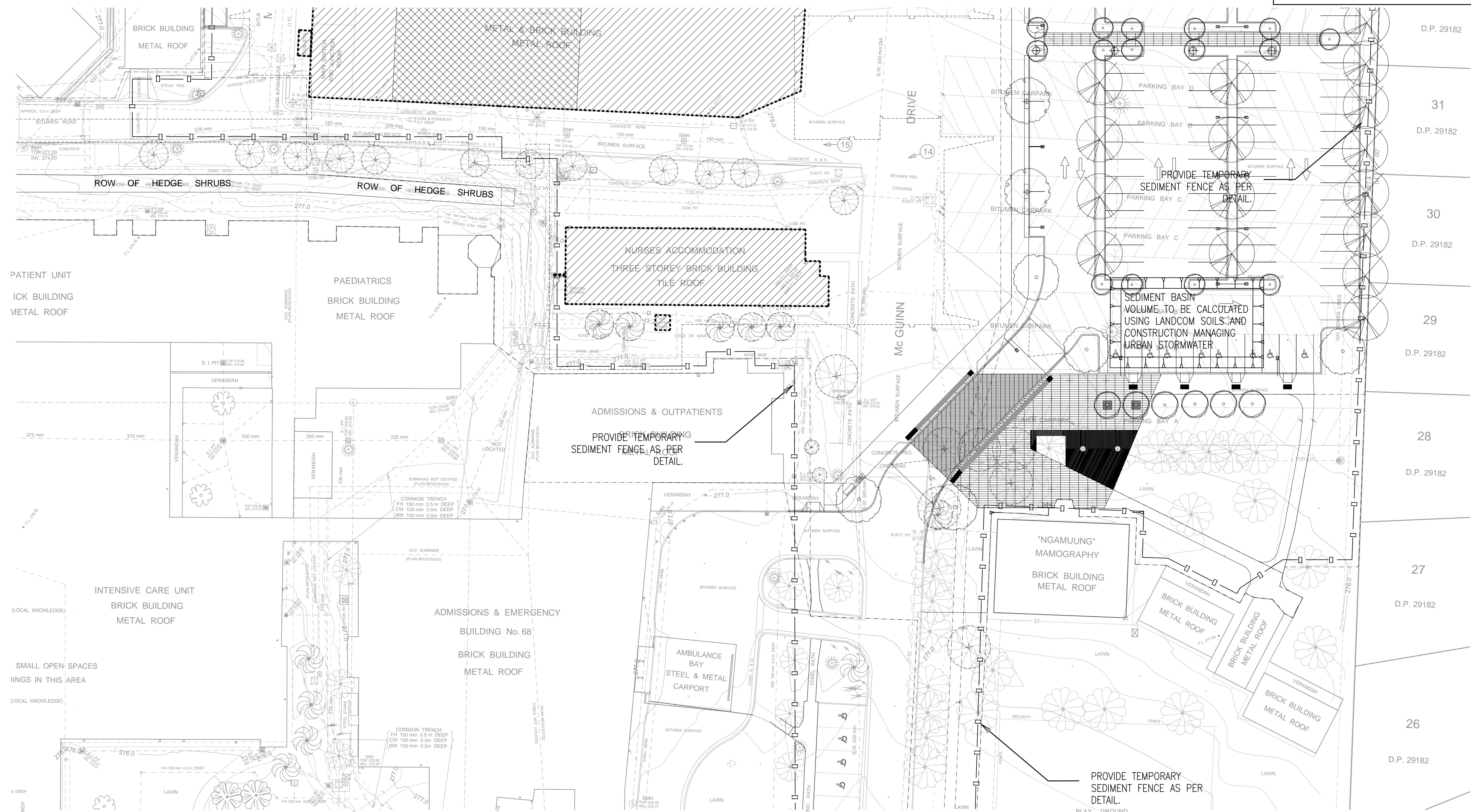
Project No: 4363

Project: DUBBO BASE HOSPITAL REDEVELOPMENT STAGE 1 / 2 MYALL STREET, DUBBO NSW

Drawing Title: SEDIMENT & EROSION CONTROL PLAN & DETAILS SHEET 2 OF 4

Document Control Status: TENDER

Drawn: I.H.	Scale: 1:250
Project Engineer: I.H.	Date: 14/06/2012
Project Director: T.B.B.	Revision: 06
Drawing Number: CIV-SI-100-12	North:



SEDIMENT & EROSION CONTROL PLAN
SCALE 1:250

REVISED

1. DO NOT SCALE DRAWINGS. WRITTEN DIMENSIONS GOVERN.
2. ALL DIMENSIONS ARE IN MILLIMETRES UNLESS NOTED OTHERWISE.
3. ALL DIMENSIONS SHALL BE VERIFIED ON SITE BEFORE PROCEEDING WITH THE WORK. EXTRACT SHALL BE NOTIFIED IN WRITING OF ANY DISCREPANCIES.
4. THIS DRAWING MUST BE READ IN CONJUNCTION WITH ALL RELEVANT CONTRACTS, SPECIFICATIONS, REPORTS AND DRAWINGS.

COPYRIGHT © THIS DRAWING IS VESTED IN ENSTRUCT PTY LTD

THIS DRAWING IS AN UNCONTROLLED COPY UNLESS NOTED OTHERWISE

Rev	Description	By	Date
01	ISSUED FOR APPROVAL	IH	08.06.12
02	ISSUED FOR TENDER	IH	20.06.12
03	ISSUED FOR TENDER	IH	28.06.12
04	ISSUED FOR APPROVAL	IH	05.07.12
05	ISSUED FOR TENDER	IH	12.07.12
06	ISSUED FOR TENDER	IH	17.07.12

enstruct group pty ltd
Level 4, 2 Glen Street
Missions Point NSW 2061
Telephone (02) 8904 1444
Facsimile (02) 8904 1555
http://www.enstruct.com.au

enstruct

Consultants

PROJECT MANAGEMENT
NAME: TSA MANAGEMENT
ADDRESS: LEVEL 18, 207 KENT STREET, NEW 2000
TEL: 02 9278 1400

ARCHITECT
NAME: COX RICHARDSON
ADDRESS: LEVEL 2, 204 CLARENCE STREET, SYDNEY, NSW 2000
TEL/FAX: 02 9267 5599 / 02 9264 5844

ELECTRICAL & KIT ENGINEERS
NAME: SINCLAIR KNIGHT MERZ
ADDRESS: 100 CHARLIE STREET, ST LEONARDS, NSW 2066
TEL/FAX: 02 9658 3100 / 02 9658 2500

MECHANICAL & LIFT ENGINEERS
NAME: WOOD & GRIEVE
ADDRESS: LEVEL 4, 454-456 PACIFIC HIGHWAY, ST LEONARDS, NSW 2065
TEL/FAX: 02 9278 1010 / 02 9278 1010

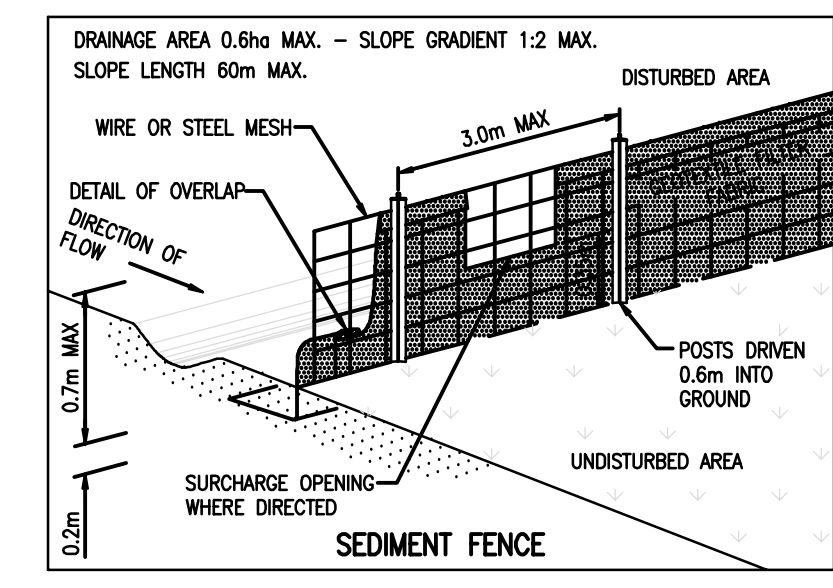
HYDRAULICS & FIRE PROTECTION CONSULTANTS
NAME: NORTHPROP
ADDRESS: 60 HICKSON ROAD, NEW 2000
TEL/FAX: 02 9241 4188 / 02 9241 4334

ACOUSTIC ENGINEERS
NAME: NORMAN, DISNEY & YOUNG
ADDRESS: LEVEL 1, 60 MILLER STREET, NORTH SYDNEY, NSW 2060
TEL/FAX: 02 9269 4900 / 02 9269 4900

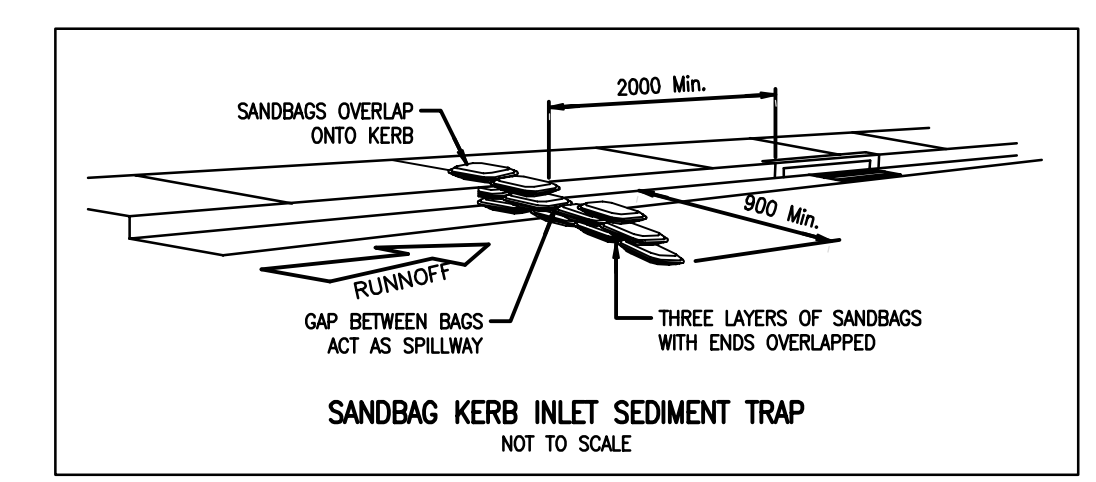
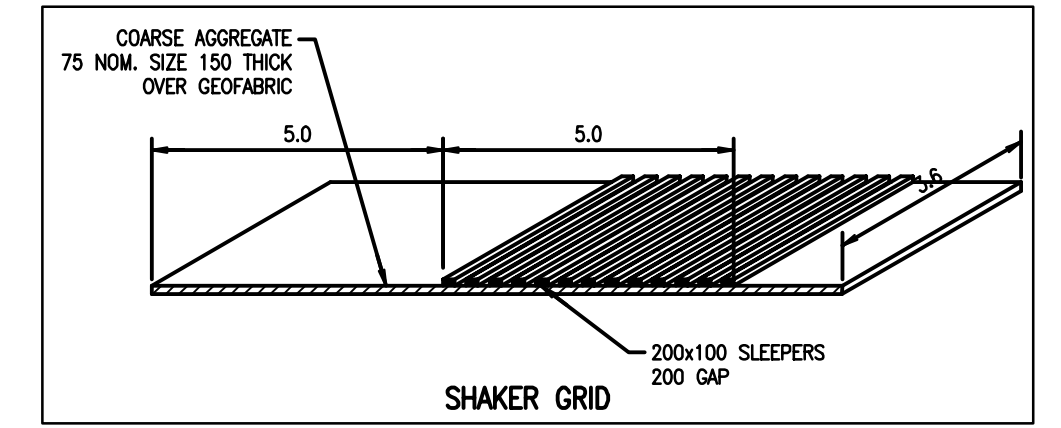
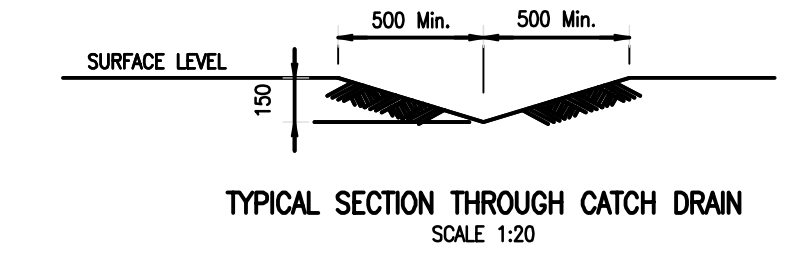
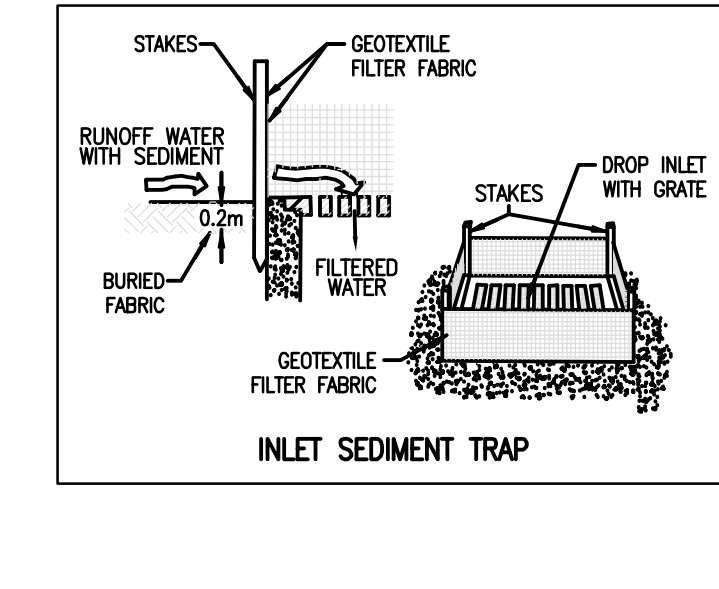
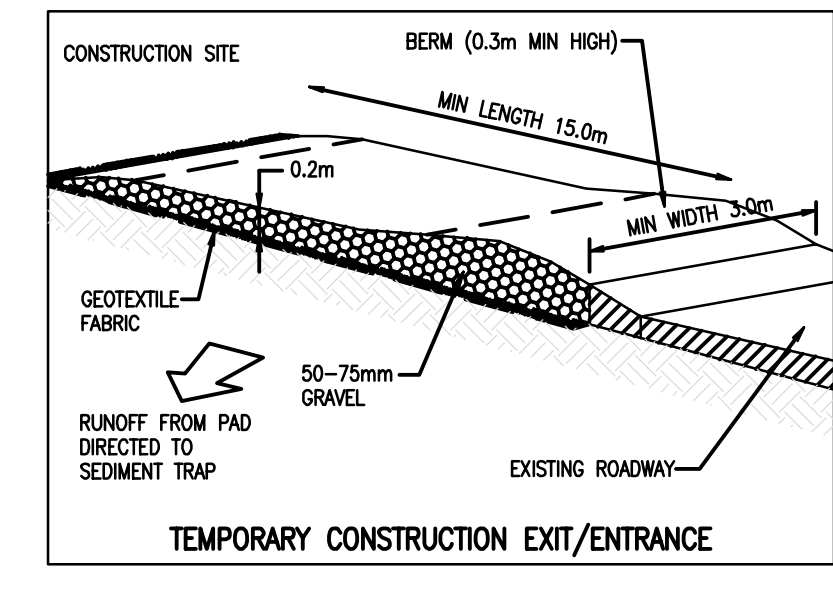
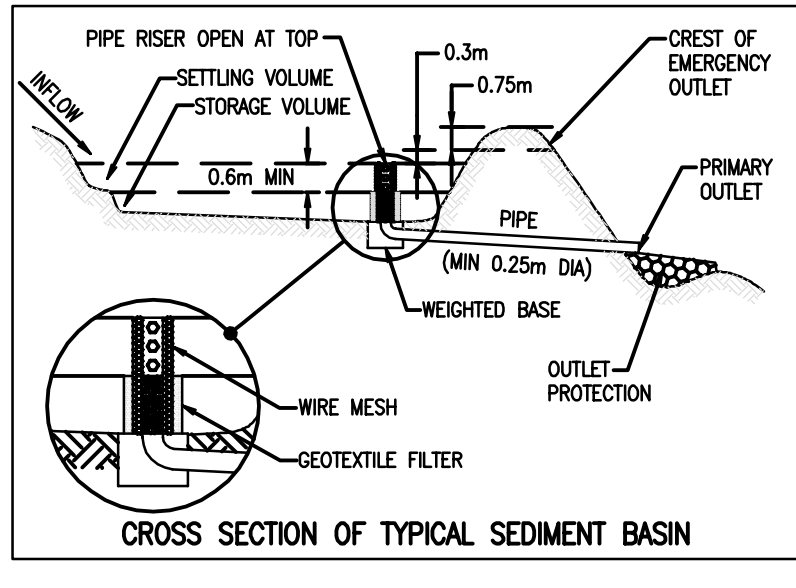
LANDSCAPE DESIGN
NAME: OCULUS
ADDRESS: LEVEL 1, 118 WALTON STREET, NEWPORT, NSW 2042
TEL/FAX: 02 9277 5533 / 02 9277 5533

TRAFFIC PLANNING
NAME: CARBONO
ADDRESS: LEVEL 5, 203 PACIFIC HIGHWAY, ST LEONARDS, NSW 2065
TEL/FAX: 02 9492 7000 / 02 9438 5120

VEIC & ACCESSIBILITY
NAME: BCA LOGIC
ADDRESS: LEVEL 1, 71-73 ARCHER STREET, CHATSWOOD, NSW 2007
TEL/FAX: 02 9415 5360 / 02 9415 5400



- INSTALLATION**
1. EXCAVATE A TRENCH 200mm DEEP.
 2. DRIVE POSTS 500-700mm INTO GROUND AT A MAXIMUM SPACING OF 3.0m CENTRES.
 3. PLACE AND FIX SUPPORT MESH (F52) TO POST.
 4. LAY BDM GEOTEXTILE (SF 2000) AGAINST THE SUPPORT MESH AND FIX BY THE WIRE, STAPLES OR HDG RINGS.
 5. PLACE BDM IN TRENCH AND BACKFILL WITH SOIL.
- NOTE:** POSITION OF SEDIMENT FENCE AS DIRECTED BY SUPERINTENDENT. FENCE TO REMAIN IN PLACE UNTIL EXCAVATION IS BELOW FOOTPATH LEVEL. PROVIDE 2m²m TURFED AREA ON DOWNSTREAM SIDE OF FENCE AT SURCHARGE OPENINGS.



- GENERAL NOTES:**
1. REFER TO SHEET 4363-CV-SI-100.00 FOR SEDIMENT & EROSION CONTROL NOTES.
- LEGEND**
- PROPOSED SEDIMENT FENCE
 - PROPOSED CATCH DRAIN
 - PROPOSED SEDIMENT BASIN
 - PROPOSED RIP RAP
 - INSTALL TEMPORARY SILT TRAPS AROUND PITS UNTIL SURROUNDING PAVEMENTS HAVE BEEN COMPLETED.
 - PROVIDE TEMPORARY SANDBAGS AROUND PITS:
 1. AFTER PAVEMENT WORKS IF CONSTRUCTION IS ONGOING UPSTREAM.
 2. TO EXISTING GRATED PITS DOWNSTREAM OF CONSTRUCTION WORKS.
 - SHAKER GRID AND WASH DOWN FACILITY

Client

NSW Health Infrastructure
NSW Health Western NSW Local Health District

Project No. 4363

Project DUBBO BASE HOSPITAL REDEVELOPMENT STAGE 1 / 2 MYALL STREET, DUBBO NSW

Drawing Title SEDIMENT & EROSION CONTROL PLAN & DETAILS SHEET 3 OF 4

Document Control Status: TENDER

Drawn: J.H.	Scale: 1:250
Project Engineer: J.H.	Date: 14/06/2012
Project Director: T.B.B.	Revision: 06
Drawing Number: CIV-SI-100-13	North:

enstruct group Pty Ltd ACN 026 570 671