

DWG NO.	CONTENT:
L00	TITLE PAGE
L01	LANDSCAPE CONCEPT MASTERPLAN & PRECEDENT IMAGERY
L02	LANDSCAPE SECTIONS
L03	PLANTING SCHEDULE



**Western Sydney Parklands**

landscape architecture  
 environmental planning  
 urban design  
 public art

# HORSLEY DRIVE BUSINESS PARK

CRN HORSLEY DRIVE & COWPASTURE ROAD, WETHERILL PARK, NSW

# habitation

DATE	REVISION	PURPOSE
29.05.12	REV A	FOR INFORMATION
05.06.12	REV B	SSD APPLICATION
06.06.12	REV C	SSD APPLICATION
07.06.12	REV D	SSD APPLICATION
26.09.12	REV E	SSD APPLICATION

Habitation  
 Studio 25/13-29 Nichols St  
 Surry Hills, 2010

T: (02) 9360 7771  
[www.habitation.com.au](http://www.habitation.com.au)  
 ABN: 49 060 492 643



DATE	REVISION	PURPOSE
29.05.12	REV A	FOR INFORMATION
05.06.12	REV B	SSD APPLICATION
06.06.12	REV C	SSD APPLICATION
07.06.12	REV D	SSD APPLICATION
26.09.12	REV E	SSD APPLICATION



PRECEDENT IMAGERY

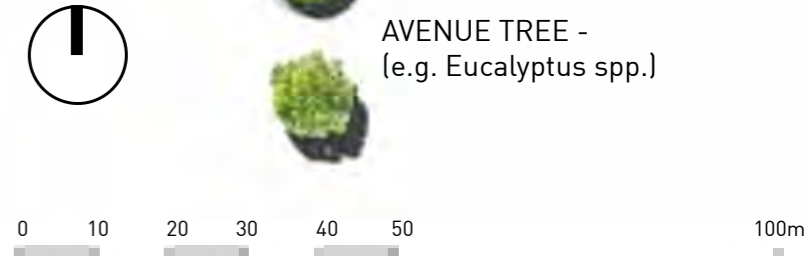
MASS PLANTING UNDER TREES (GRASSES & NATIVES)

OSD BASIN WITH PLANTING

EXISTING SIGN ETC. (TO RETAIN)

- FEATURE TREE - tall, evergreen (e.g. Araucaria bidwillii)
- ENTRY TREE - flowering (e.g. Brachychiton acerifolius)
- BOUNDARY TREE - (e.g. Tristaniopsis Laurina 'Luscious')
- AVENUE TREE - (e.g. Eucalyptus spp.)

CONCEPT MASTERPLAN  
1:1000 @ A1



**HORSLEY DRIVE BUSINESS PARK**  
CRN HORSELEY DRIVE & COWPASTURE ROAD, WETHERILL PARK, NSW

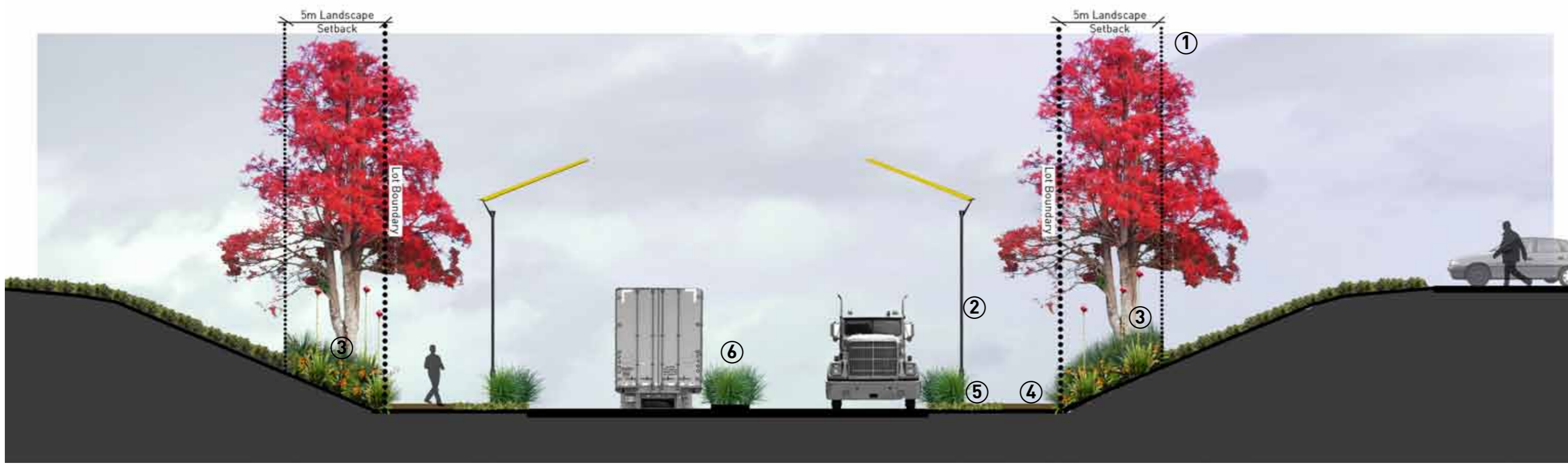
**habitation**

NOTES:  
Landscape Architect's work is subject to Copyright. Documents should not be used contrary to the purpose of the issue without written permission from Habitation. Never scale off drawings. Use figured dimensions only. Drawings indicate scope of works and general setout. These are not shop drawings.

Habitation  
Studio 25/13-29 Nichols St  
Surry Hills, 2010  
T: (02) 9360 7771  
www.habitation.com.au  
ABN: 49 060 492 643

Project No: 12\_005  
Drawn: SMC  
Drawing No: L01  
Checked/Date: DV

DATE	REVISION	PURPOSE
29.05.12	REV A	FOR INFORMATION
05.06.12	REV B	SSD APPLICATION
06.06.12	REV C	SSD APPLICATION
07.06.12	REV D	SSD APPLICATION
26.09.12	REV E	SSD APPLICATION



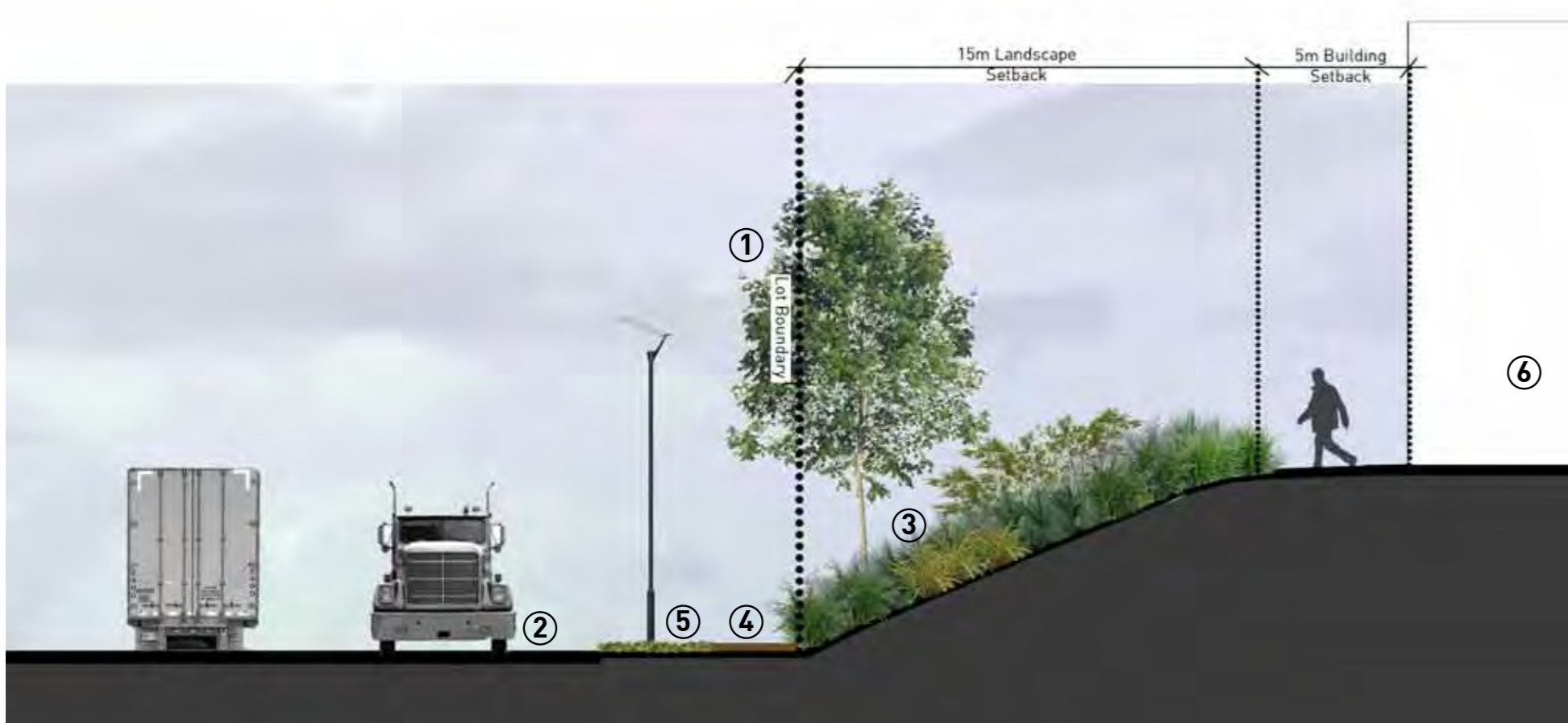
- KEY:
1. Brachychiton acerifolium entry feature trees
  2. Entry gateway lighting feature
  3. Planted slopes. Flowering shrubs and groundcover species.
  4. Footpath
  5. Lawn verge
  6. Mass planted native grasses.

SECTION AA - Entry  
1:200



- KEY:
1. Tall native street trees (e.g. Cci, Aco, Ema or Epi)
  2. Two way access road.
  3. Planted bank. Flowering shrubs and groundcover species.
  4. Footpath
  5. Lawn verge
  6. Carpark - indicative location only.

SECTION BB - Access Road  
1:200



- KEY:
1. Boundary tree planting (e.g. Tla)
  2. Horsley Road.
  3. Planted bank. Flowering shrubs and groundcover species.
  4. Footpath
  5. Lawn verge
  6. Building - indicative location only.

SECTION CC - Horsley Road  
1:200



- KEY:
1. Boundary tree planting (e.g. Tla)
  2. Cowpasture Road.
  3. Retaining walls with planted banks (flowering shrubs and groundcover species.)
  4. Footpath
  5. Lawn verge
  6. Carpark - indicative location only.
  7. Native carpark trees

SECTION DD - Cowpasture Road  
1:200



Western Sydney Parklands

landscape architecture  
environmental planning  
urban design  
public art

habitation

NOTES:  
Landscape Architect's work is subject to Copyright. Documents should not be used contrary to the purpose of the issue without written permission from Habitation.  
Never scale off drawings. Use figured dimensions only. Drawings indicate scope of works and general setout. These are not shop drawings.

Project No: 12\_005 Drawing No: L02  
Drawn: SMC Checked/Date: DV

Habitation  
Studio 25/13-29 Nichols St  
Surry Hills, 2010  
T: (02) 9360 7771  
www.habitation.com.au  
ABN: 49 060 492 643

DATE	REVISION	PURPOSE
29.05.12	REV A	FOR INFORMATION
05.06.12	REV B	SSD APPLICATION
06.06.12	REV C	SSD APPLICATION
07.06.12	REV D	SSD APPLICATION
26.09.12	REV E	SSD APPLICATION

## PLANTING SCHEDULE

CODE	SPECIES	COMMON NAME	ORIGIN	HEIGHT	DENSITY	POT SIZE	NATIVE SPECIES	
<b>GROUNDCOVERS</b>								
Cgl	<i>Carpobrotus glaucescens</i>	Pigface or Noon Flower	Native	0.1m	5/m <sup>2</sup>	Virotube		
Dco	<i>Dianella congesta</i>	Beach Flax Lily	Native	1m	5/m <sup>2</sup>	Virotube		
ES	<i>Evolvulus pilosa</i> 'Sapphire'	Blue Evolvulus	Native	0.3m	3/m <sup>2</sup>	Virotube		
Gri	<i>Gazania rigens</i>	Gazania	Native	0.3m	2/m <sup>2</sup>	Virotube		
GBR	<i>Grevillea</i> 'Bronze Rambler'		Native	0.3m	3/m <sup>2</sup>	150mm		
Hsc	<i>Hibbertia scandens</i>	Snake Vine	Native	0.3m	5/m <sup>2</sup>	200mm		
Hvi	<i>Hardenbergia violacea</i>	False Sarsaparilla	Native	0.3m	3/m <sup>2</sup>	Virotube		
Kru	<i>Kennedia rubicunda</i>	Dusky Coral Pea	Native	0.3m	4/m <sup>2</sup>	Virotube		
LEG	<i>Liriope muscari</i> 'Evergreen Giant'	Giant Turf Lily	Exotic	0.6m	3/m <sup>2</sup>	150mm		
LSW	<i>Liriope muscari</i> 'Stripy White'		Exotic	0.6m	4/m <sup>2</sup>	150mm		
Mac	<i>Myoporum acuminatum</i>	Coastal Boobialla	Native	3m	3/m <sup>2</sup>	Virotube		
Mel	<i>Myoporum ellipticum</i>	Myoporum	Native	1m	3/m <sup>2</sup>	Virotube		
Mpa	<i>Myoporum parvifolium</i>	Creeping Boobialla	Native	0.15m	3/m <sup>2</sup>	Virotube		
<b>GRASSES</b>								
Bar	<i>Baumea articulata</i>	Jointed Twig Rush	Native	1m	3/m <sup>2</sup>	150mm		
Dco	<i>Dianella congesta</i>	Coastal Flax Lily	Native	0.5	3/m <sup>2</sup>	150mm		
Dbr	<i>Dianella brevipedunculata</i>	Blue Flax Lily	Native	0.8	3/m <sup>2</sup>	150mm		
Dcb	<i>Dianella caerulea</i> 'Breeze'	Flax Lily	Native	0.8	3/m <sup>2</sup>	150mm		
Dcl	<i>Dianella caerulea</i> 'Little Jess'	Dwarf Flax Lily	Native	0.3	5/m <sup>2</sup>	150mm		
Dss	<i>Dianella</i> 'Silver Streak'	Stripy Flax Lily	Native	0.5	3/m <sup>2</sup>	150mm		
Dre	<i>Dianella revoluta</i>	Flax Lily	Native	1m	4/m <sup>2</sup>	150mm		
Ino	<i>Isolopis nodosa</i>	Knobby Club Rush	Native	0.7m	5/m <sup>2</sup>	200mm		
LT	<i>Lomandra longifolia</i> 'Tanika'	Mat Rush	Native	1m	5/m <sup>2</sup>	150mm		
LT	<i>Lomandra longifolia</i> 'Tanika'	Mat Rush	Native	1m	5/m <sup>2</sup>	150mm		
Pla	<i>Poa labillardieri</i>	Tussock Grass	Native	0.6m	5/m <sup>2</sup>	150mm		
PC	<i>Poa poiformis</i> 'Courtney'	Tussock Grass	Native	0.6m	5/m <sup>2</sup>	150mm		
Tau	<i>Themeda australis</i>	Kangaroo Grass	Native	0.75m	3/m <sup>2</sup>	200mm		
<b>SHRUBS / SUCCULENTS</b>								
Aca	<i>Alpinea caerulea</i>	Native Ginger	Native	2m	2/m <sup>2</sup>	300mm		
Aat	<i>Agave attenuata</i>	Agave	Exotic	0.6m	1/m <sup>2</sup>	300mm		
Bsp	<i>Banksia spinulosa</i>	Hairpin Banksia	Native	6m	2/m <sup>2</sup>	200mm		
Bsp	<i>Bursaria spinulosa</i>	Blackthorn	Native	1.5-2m	2/m <sup>2</sup>	300mm		
Cap	<i>Carex appressa</i>	Tall Sedge, Tussock Sedge	Native	0.8m	3/m <sup>2</sup>	300mm		
Cre	<i>Cycas revoluta</i>	Cycad	Native	1m	2/m <sup>2</sup>	300mm		
Cmi	<i>Clivia miniata</i>	Kaffir Lily	Exotic	0.5m	3/m <sup>2</sup>	300mm		
Csp	<i>Cordyline</i> Sp.	Slender Palm Lily	Native	1.5m	2m/2	300mm		
Dvi	<i>Dodonaea viscosa</i>	Sticky Hop Bush	Native	1-3m	2/m <sup>2</sup>	300mm		
Dex	<i>Doryanthes excelsa</i>	Gynea Lily	Native	1.5m	2/m <sup>2</sup>	300mm		
Hli	<i>Hymenocallis littoralis</i>	Spider Lily	Exotic	0.6m	2/m <sup>2</sup>	300mm		
Lpe	<i>Leptospermum petersonii</i>	Lemon-Scented Tea Tree	Native	3-4m	1/m <sup>2</sup>	300mm		
Msp	<i>Macrozamia</i> spp.	Native Cycad	Native	2m	1/m <sup>2</sup>	300mm		
Wfr	<i>Westringia fruticosa</i>	Coastal Rosemary	Native	1.5m	3/m <sup>2</sup>	300mm		
<b>TREES</b>								
Asm	<i>Acmena smithii</i>	Lilly Pilly	Native	10-15m	-	Mature		
Ahe	<i>Araucaria bidwillii</i>	Bunya Pine	Native	25m	As shown	Mature		
Aco	<i>Angophora costata</i>	Smooth-barked Apple	Native	20m	-	Mature		
Bac	<i>Brachychiton acerifolium</i>	Illawarra Flame Tree	Native	8 to 10m	As shown	Mature		
Cac	<i>Callistemon citrinus</i>	Lemon-scented Bottlebrush	Native	5-8m	-	Mature		
Cco	<i>Cyathea cooperii</i>	Scaly Tree Fern	Native	4m	-	Mature		
Can	<i>Cupaniopsis anacardioides</i>	Tuckeroo	Native	7m	As shown	Mature		
Cci	<i>Corymbia citriodora</i>	Lemon-scented Gum	Native	15-20m	As shown	Mature		
Epi	<i>Eucalyptus pilularis</i>	Blackbutt	Native	20m	As shown	Mature		
Ema	<i>Eucalyptus maculata</i>	Spotted gum	Native	20m	As shown	Mature		
Gfe	<i>Glochidion ferdinandi</i>	Cheese Tree	Native	15m	-	Mature		
Hpe	<i>Harpullia pendula</i>	Tulipwood	Native	10-20m	-	Mature		
Lin	<i>Lagerstroemia indica</i>	Crepe Myrtle	Exotic	6-8m	-	Mature		
Lco	<i>Lophostemon confertus</i>	Brush Box	Native	10-15	-	Mature		
Mli	<i>Melaleuca linariifolia</i>	Narrow-leaved Paperbark	Native	5-10m	-	Mature		
Pce	<i>Prunus cerasifera</i> 'Nigra'	Purple flowering Cherry Plum	Exotic	4-5m	-	Mature		
PCC	<i>Pyrus calleryana</i> 'Capital'	Capital Pear	Exotic	11m	-	Mature		
POV	<i>Pyrus ussuriensis</i> var. <i>ovoides</i>	Ussurian Pear	Exotic	12-13m	-	Mature		
Sau	<i>Syzygium australe</i>	Brush Cherry	Native	8m	-	Mature		
Tla	<i>Tristanopsis laurina</i>	Water Gum	Native	15m	As shown	Mature		

## EXOTIC SPECIES

## WSUD/OSD BASIN PRECEDENT IMAGERY



Western Sydney Parklands

landscape architecture  
environmental planning  
urban design  
public art

habitation

NOTES:  
Landscape Architect's work is subject to Copyright. Documents should not be used contrary to the purpose of the issue without written permission from Habitation.  
Never scale off drawings. Use figured dimensions only. Drawings indicate scope of works and general setout. These are not shop drawings.

Project No: 12\_005 Drawing No: L03  
Drawn: SMC Checked/Date: DV

Habitation  
Studio 25/13-29 Nichols St  
Surry Hills, 2010  
T: (02) 9360 7771  
www.habitation.com.au  
ABN: 49 060 492 643