



DWG NO.	CONTENT:
L00	TITLE PAGE
L01	LANDSCAPE CONCEPT MASTERPLAN & PRECEDENT IMAGERY
L02	LANDSCAPE SECTIONS
L03	PLANTING SCHEDULE



Western Sydney Parklands

landscape architecture
 environmental planning
 urban design
 public art

HORSLEY DRIVE BUSINESS PARK

CRN HORSLEY DRIVE & COWPASTURE ROAD, WETHERILL PARK, NSW

habitation

DATE	REVISION	PURPOSE
29.05.12	REV A	FOR INFORMATION
05.06.12	REV B	SSD APPLICATION
06.06.12	REV C	SSD APPLICATION
07.06.12	REV D	SSD APPLICATION

Habitation
 Studio 25/13-29 Nichols St
 Surry Hills, 2010

T: (02) 9360 7771
www.habitation.com.au
 ABN: 49 060 492 643



DATE	REVISION	PURPOSE
29.05.12	REV A	FOR INFORMATION
05.06.12	REV B	SSD APPLICATION
06.06.12	REV C	SSD APPLICATION
07.06.12	REV D	SSD APPLICATION

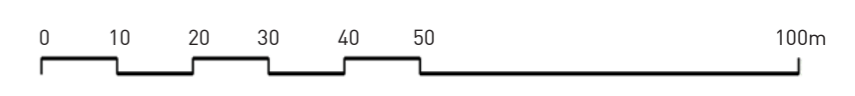


PRECEDENT IMAGERY

- MASS PLANTING UNDER TREES (GRASSES & NATIVES)
- OSD BASIN WITH PLANTING
- EXISTING SIGN ETC. (TO RETAIN)

- FEATURE TREE - tall, evergreen (e.g. Araucaria bidwillii)
- ENTRY TREE - flowering (e.g. Brachychiton acerifolius)
- BOUNDARY TREE - (e.g. Tristaniopsis Laurina 'Luscious')
- AVENUE TREE - (e.g. Eucalyptus spp.)

CONCEPT MASTERPLAN
1:1000 @ A1



HORSLEY DRIVE BUSINESS PARK
CRN HORSLEY DRIVE & COWPASTURE ROAD, WETHERILL PARK, NSW

landscape architecture
environmental planning
urban design
public art


habitation

NOTES:
Landscape Architect's work is subject to Copyright. Documents should not be used contrary to the purpose of the issue without written permission from Habitation. Never scale off drawings. Use figured dimensions only. Drawings indicate scope of works and general setout. These are not shop drawings.

Project No: 12_005 Drawing No: L01
Drawn: EO Checked/Date: DV

Habitation
Studio 25/13-29 Nichols St
Surry Hills, 2010
T: (02) 9360 7771
www.habitation.com.au
ABN: 49 060 492 643

DATE	REVISION	PURPOSE
29.05.12	REV A	FOR INFORMATION
05.06.12	REV B	SSD APPLICATION
06.06.12	REV C	SSD APPLICATION
07.06.12	REV D	SSD APPLICATION



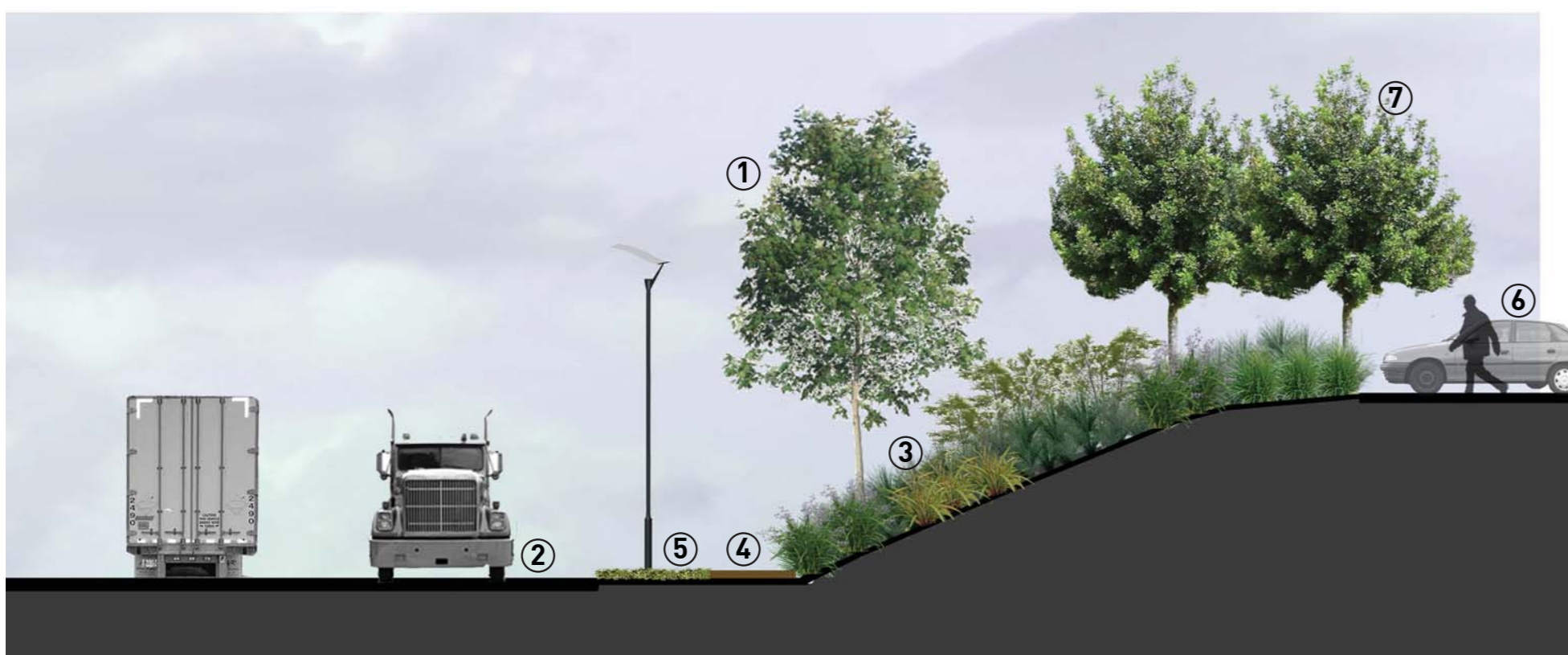
- KEY:
1. Brachychiton acerifolium entry feature trees
 2. Entry gateway lighting feature
 3. Planted slopes. Flowering shrubs and groundcover species.
 4. Footpath
 5. Lawn verge
 6. Mass planted native grasses.
 7. Signage - indicative location only.
 8. Native carpark trees

SECTION AA - Entry
1:200



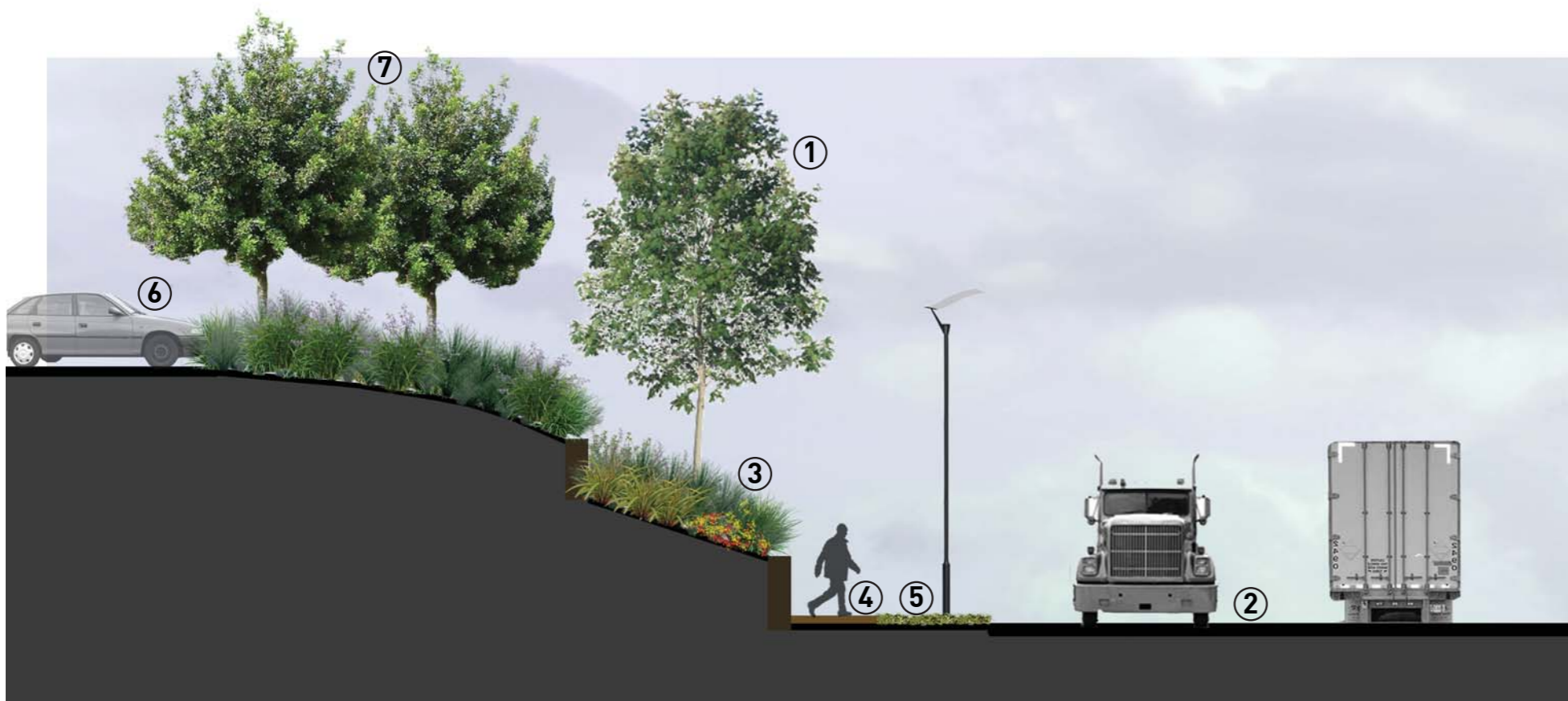
- KEY:
1. Tall native street trees (e.g. Cci, Aco, Ema or Epil)
 2. Two way access road.
 3. Planted bank. Flowering shrubs and groundcover species.
 4. Footpath
 5. Lawn verge
 6. Carpark - indicative location only.
 7. Native carpark trees

SECTION BB - Access Road
1:200



- KEY:
1. Boundary tree planting (e.g. Tla)
 2. Horsley Road.
 3. Planted bank. Flowering shrubs and groundcover species.
 4. Footpath
 5. Lawn verge
 6. Carpark - indicative location only.
 7. Native carpark trees

SECTION CC - Horsley Road
1:200



- KEY:
1. Boundary tree planting (e.g. Tla)
 2. Cowpasture Road.
 3. Retaining walls with planted banks (flowering shrubs and groundcover species.)
 4. Footpath
 5. Lawn verge
 6. Carpark - indicative location only.
 7. Native carpark trees

SECTION DD - Cowpasture Road
1:200



Western Sydney Parklands

landscape architecture
environmental planning
urban design
public art

habitation

NOTES:
Landscape Architect's work is subject to Copyright. Documents should not be used contrary to the purpose of the issue without written permission from Habitation.
Never scale off drawings. Use figured dimensions only. Drawings indicate scope of works and general setout. These are not shop drawings.

Project No: 12_005 Drawing No: L02
Drawn: E0 Checked/Date: DV

Habitation
Studio 25/13-29 Nichols St
Surry Hills, 2010
T: (02) 9360 7771
www.habitation.com.au
ABN: 49 060 492 643

DATE	REVISION	PURPOSE
29.05.12	REV A	FOR INFORMATION
05.06.12	REV B	SSD APPLICATION
06.06.12	REV C	SSD APPLICATION
07.06.12	REV D	SSD APPLICATION

PLANTING SCHEDULE

CODE	SPECIES	COMMON NAME	ORIGIN	HEIGHT	DENSITY	POT SIZE	NATIVE SPECIES	
GROUNDCOVERS								
Cgl	Carpobrotus glaucescens	Pigface or Noon Flower	Native	0.1m	5/m ²	Virotube		
Dco	Dianella congesta	Beach Flax Lily	Native	1m	5/m ²	Virotube		
ES	Evolvulus pilosa 'Sapphire'	Blue Evolvulus	Native	0.3m	3/m ²	Virotube		
Gri	Gazania rigens	Gazania	Native	0.3m	2/m ²	Virotube		
GBR	Grevillea 'Bronze Rambler'		Native	0.3m	3/m ²	150mm		
Hsc	Hibbertia scandens	Snake Vine	Native	0.3m	5/m ²	200mm		
Hvi	Hardenbergia violacea	False Sarsaparilla	Native	0.3m	3/m ²	Virotube		
Kru	Kennedia rubicunda	Dusky Coral Pea	Native	0.3m	4/m ²	Virotube		
LEG	Liriope muscari 'Evergreen Giant'	Giant Turf Lily	Exotic	0.6m	3/m ²	150mm		
LSW	Liriope muscari 'Stripy White'		Exotic	0.6m	4/m ²	150mm		
Mac	Myoporum acuminatum	Coastal Boobialla	Native	3m	3/m ²	Virotube		
Mel	Myoporum ellipticum	Myoporum	Native	1m	3/m ²	Virotube		
Mpa	Myoporum parvifolium	Creeping Boobialla	Native	0.15m	3/m ²	Virotube		
GRASSES								
Bar	Baumea articulata	Jointed Twig Rush	Native	1m	3/m ²	150mm		
Dco	Dianella congesta	Coastal Flax Lily	Native	0.5	3/m ²	150mm		
Dbr	Dianella brevipedunculata	Blue Flax Lily	Native	0.8	3/m ²	150mm		
Dcb	Dianella caerulea 'Breeze'	Flax Lily	Native	0.8	3/m ²	150mm		
Dcl	Dianella caerulea 'Little Jess'	Dwarf Flax Lily	Native	0.3	5/m ²	150mm		
Dss	Dianella 'Silver Streak'	Stripy Flax Lily	Native	0.5	3/m ²	150mm		
Dre	Dianella revoluta	Flax Lily	Native	1m	4/m ²	150mm		
Ino	Isolopis nodosa	Knobby Club Rush	Native	0.7m	5/m ²	200mm		
LT	Lomandra longifolia 'Tanika'	Mat Rush	Native	1m	5/m ²	150mm		
LT	Lomandra longifolia 'Tanika'	Mat Rush	Native	1m	5/m ²	150mm		
Pla	Poa labillardieri	Tussock Grass	Native	0.6m	5/m ²	150mm		
PC	Poa poiformis 'Courtney'	Tussock Grass	Native	0.6m	5/m ²	150mm		
Tau	Themeda australis	Kangaroo Grass	Native	0.75m	3/m ²	200mm		
SHRUBS / SUCCULENTS								
Aca	Alpinea caerulea	Native Ginger	Native	2m	2/m ²	300mm		
Aat	Agave attenuata	Agave	Exotic	0.6m	1/m ²	300mm		
Bsp	Banksia spinulosa	Hairpin Banksia	Native	6m	2/m ²	200mm		
Bsp	Bursaria spinulosa	Blackthorn	Native	1.5-2m	2/m ²	300mm		
Cap	Carex appressa	Tall Sedge, Tussock Sedge	Native	0.8m	3/m ²	300mm		
Cre	Cycas revoluta	Cycad	Native	1m	2/m ²	300mm		
Cmi	Clivia miniata	Kaffir Lily	Exotic	0.5m	3/m ²	300mm		
Csp	Cordyline Sp.	Slender Palm Lily	Native	1.5m	2m ²	300mm		
Dvi	Dodonaea viscosa	Sticky Hop Bush	Native	1-3m	2/m ²	300mm		
Dex	Doryanthes excelsa	Gynea Lily	Native	1.5m	2/m ²	300mm		
Hii	Hymenocallis littoralis	Spider Lily	Exotic	0.6m	2/m ²	300mm		
Lpe	Leptospermum petersonii	Lemon-Scented Tea Tree	Native	3-4m	1/m ²	300mm		
Msp	Macrozamia spp.	Native Cycad	Native	2m	1/m ²	300mm		
Wfr	Westringia fruticosa	Coastal Rosemary	Native	1.5m	3/m ²	300mm		
TREES								
Asm	Acmena smithii	Lilly Pilly	Native	10-15m	-	Mature		
Ahe	Araucaria bidwillii	Bunya Pine	Native	25m	As shown	Mature		
Aco	Angophora costata	Smooth-barked Apple	Native	20m	-	Mature		
Bac	Brachychiton acerifolium	Illawarra Flame Tree	Native	8 to 10m	As shown	Mature		
Cac	Callistemon citrinus	Lemon-scented Bottlebrush	Native	5-8m	-	Mature		
Cco	Cyathea cooperii	Scaly Tree Fern	Native	4m	-	Mature		
Can	Cupaniopsis anacardioides	Tuckeroo	Native	7m	As shown	Mature		
Cci	Corymbia citriodora	Lemon-scented Gum	Native	15-20m	As shown	Mature		
Epi	Eucalyptus pilularis	Blackbutt	Native	20m	As shown	Mature		
Ema	Eucalyptus maculata	Spotted gum	Native	20m	As shown	Mature		
Gfe	Glochidion ferdinandi	Cheese Tree	Native	15m	-	Mature		
Hpe	Harpullia pendula	Tulipwood	Native	10-20m	-	Mature		
Lin	Lagerstroemia indica	Crepe Myrtle	Exotic	6-8m	-	Mature		
Lco	Lophostemon confertus	Brush Box	Native	10-15	-	Mature		
Mli	Melaleuca linariifolia	Narrow-leaved Paperbark	Native	5-10m	-	Mature		
Pce	Prunus cerasifera 'Nigra'	Purple flowering Cherry Plum	Exotic	4-5m	-	Mature		
PCC	Pyrus calleryana 'Capital'	Capital Pear	Exotic	11m	-	Mature		
POV	Pyrus ussuriensis var. ovoidea	Ussurian Pear	Exotic	12-13m	-	Mature		
Sau	Syzygium australe	Brush Cherry	Native	8m	-	Mature		
Tia	Tristanopsis laurina	Water Gum	Native	15m	As shown	Mature		



WSUD/OSD BASIN PRECEDENT IMAGERY



Western Sydney Parklands

landscape architecture
environmental planning
urban design
public art

habitation

NOTES:
Landscape Architect's work is subject to Copyright. Documents should not be used contrary to the purpose of the issue without written permission from Habitation.
Never scale off drawings. Use figured dimensions only. Drawings indicate scope of works and general setout. These are not shop drawings.

Project No: 12_005 Drawing No: L03
Drawn: EO Checked/Date: DV

Habitation
Studio 25/13-29 Nichols St
Surry Hills, 2010
T: (02) 9360 7771
www.habitation.com.au
ABN: 49 060 492 643