



**805 Mamre NSW Pty Ltd**  
Waste Management Plan  
Warehouse Facility  
(SSD-30871587)

805-817 Mamre Road  
Kemps Creek, NSW

25 August 2023



**805 Mamre NSW Pty Ltd**  
Waste Management Plan  
Warehouse Facility  
(SSD-30871587)

805-817 Mamre Road  
Kemps Creek, NSW

25 August 2023

## Contents

<b>1. Introduction</b>	<b>5</b>
<b>1.1 Background</b>	<b>5</b>
<b>1.2 Objectives</b>	<b>6</b>
<b>2. Project Summary</b>	<b>7</b>
<b>2.1 Scope of Works</b>	<b>7</b>
<b>2.2 Development Areas</b>	<b>7</b>
<b>2.3 Project Schedule</b>	<b>8</b>
<b>3. Waste Regulatory Framework</b>	<b>9</b>
<b>3.1 Protection of the Environment Operations Act 1997</b>	<b>9</b>
<b>3.2 Waste Avoidance and Resource Recovery Act 2001</b>	<b>9</b>
<b>3.3 Protection of the Environment Operations (Waste) Regulation 2014</b>	<b>10</b>
<b>3.4 Better Practice Guidelines 2012</b>	<b>10</b>
<b>3.5 NSW Waste and Sustainable Materials Strategy 2041</b>	<b>11</b>
<b>3.6 Waste Classification Guidelines 2014</b>	<b>12</b>
<b>3.7 Mamre Road Precinct Development Control Plan 2021</b>	<b>12</b>
<b>4. Estimated Waste</b>	<b>13</b>
<b>4.1 Demolition Waste</b>	<b>13</b>
<b>4.2 Construction Waste</b>	<b>15</b>
<b>4.3 Operational Waste</b>	<b>16</b>
<b>5. Demolition and Construction Waste Reduction Plan</b>	<b>17</b>
<b>5.1 Waste Reduction Measures</b>	<b>17</b>
<b>5.2 Beneficial Reuses</b>	<b>17</b>
<b>5.3 Waste Storage Locations</b>	<b>18</b>
<b>6. Operational Waste Reduction Plan</b>	<b>19</b>
<b>6.1 Waste Reduction Measures</b>	<b>19</b>
<b>6.2 Beneficial Reuses</b>	<b>19</b>
<b>6.3 Waste Storage Locations</b>	<b>20</b>
<b>6.4 Waste Collection and Servicing</b>	<b>21</b>
<b>7. Waste Classification and Removal</b>	<b>22</b>
<b>7.1 Waste Classification</b>	<b>22</b>
<b>7.2 Waste Transporting</b>	<b>24</b>

<b>8. Limitation Statement</b>	<b>25</b>
<b>Figures</b>	<b>26</b>
Attached	
Figure 1 – Site Location Plan	27
Figure 2 – Proposed Development Layout	28
Figure 3 – Demolition Waste Bin Plan	29
Figure 4 – Construction Waste Bin Plan	30
Figure 5 – Operational Waste Bin Plan	31
<b>Tables</b>	
Main Text	
Table 1 – Summary of SEARs	5
Table 2 – Estimated Demolition Waste	13
Table 3 – Estimated Construction Waste	15
Table 4 – Estimated Weekly Operational Waste	16
Table 5 – Summary of Waste Classification Criteria	23



## Distribution of Copies

Revision	Copy no	Quantity	Issued to
1	1	1 PDF Copy	Christian Kublins: InDev Consulting

<b>Printed:</b>	25 August 2023
<b>Last saved:</b>	25 August 2023 05:10 pm
<b>File name:</b>	LG2128.01 WMP 25-08-23.docx
<b>Author:</b>	Gonzalo Parra
<b>Name of organisation:</b>	805 Mamre NSW Pty Ltd
<b>Name of project:</b>	805-817 Mamre Road, Kempers Creek, NSW
<b>Name of document:</b>	Waste Management Plan Warehouse Facility (SSD-30871587)
<b>Document version:</b>	Final
<b>Project number:</b>	LG2128.01

# 1. Introduction

## 1.1 Background

Land & Groundwater Consulting Pty Ltd (LG) has been commissioned by InDev Consulting, on behalf of 805 Mamre NSW Pty Ltd, to prepare this Waste Management Plan (WMP) in accordance with the technical requirements of the Secretary's Environmental Assessment Requirements (SEARs), and in support of State Significant Development (SSD) 30871587 for the proposed design, construction and operation of a warehouse facility at 805-817 Mamre Road and part lot 799-803 Mamre Road, Kemps Creek, NSW (the site).

The site is legally described as Part of Lot 26 in Deposited Plan (DP) 258414 with a total area of approximately 208,300 m<sup>2</sup> (20.83 Ha). The site location and layout are shown in **Figures 1** and **2**, respectively.

Specifically, this WMP addresses the following SEARs:

**Table 1 – Summary of SEARs**

SEARs	Report Reference
Details of the quantities and classification of all waste streams to be generated on site during demolition, construction and operation.	Sections 4.1, 4.2 and 4.3.
Details of waste storage, handling and disposal during the demolition, construction and operation of the development, including plans of waste storage and collection areas.	Sections 5.3, 6.3, 7.1 and 7.2.
Details of the measures that would be implemented to ensure that the development is consistent with the aims, objectives and guidance in the NSW Waste and Sustainable Materials Strategy 2041.	Sections 5.1, 5.2, 6.1 and 6.2.

## 1.2 Objectives

The objectives of the WMP are:

- To document the procedures that will be undertaken to manage the wastes generated as part of the development works;
- To provide details of the quantities and classification of waste and wastewater (if any) to be generated onsite;
- To provide details on waste storage, handling and disposal (including the location of waste storage and management facilities); and
- To provide details of the measures that would be implemented to ensure that the development is consistent with the aims, objectives and guidance in the *NSW Waste and Sustainable Materials Strategy 2041*.

## 2. Project Summary

### 2.1 Scope of Works

The proposed works for the Concept Masterplan comprise the following:

- Demolition of the existing buildings and associated structures;
- Vegetation clearing;
- Bulk earthworks involving cut and fill works;
- Proposed construction of one access road off Mamre Road and internal local road reserve;
- Infrastructure comprising civil works and utilities servicing; and
- Construction of two warehouses (Warehouse 1 and Warehouse 2) and two offices (Office 1 and Office 2).

### 2.2 Development Areas

The proposed development areas and GFA are as follows (refer **Figure 3**):

- Total Site Area: 208,300 m<sup>2</sup> (20.83 Ha).
- ENZ Zoning (Environmental Zone): 130,200 m<sup>2</sup> (13.02 Ha).
- RE1 Zoning (Public Recreation Zone): 20,640 m<sup>2</sup>.
- Mamre Road Extension: 3,686 m<sup>2</sup>.
- Future Road Reserve (25.6 m wide): 4,008 m<sup>2</sup>.
- Open Space Edge Road: 3,235 m<sup>2</sup>.
- Total Landscape Area: 13,114 m<sup>2</sup>.
- Total Developable Area: 49,488 m<sup>2</sup>.
- Warehouse 1 Site Area: 21,484 m<sup>2</sup>.
- Warehouse 2 Site Area: 28,004 m<sup>2</sup>.

- Total Building Area of 25,340 m<sup>2</sup>, including total warehouse area of 24,370 m<sup>2</sup> and total office area 970 m<sup>2</sup>, summarised as follows:
  - Warehouse 1: 8,870 m<sup>2</sup>.
  - Office 1: 420 m<sup>2</sup>.
  - Warehouse 2: 15,500 m<sup>2</sup>.
  - Office 2: 550 m<sup>2</sup>.

### 2.3 Project Schedule

The only significant waste to be generated by the development is anticipated to be demolition and construction waste, which will be stored in allocated areas of the site (refer **Figures 3** and **4**) and generated during the following development construction stages:

- Demolition and construction of building facility pads, structures and related amenities; and
- Installation of lead-in services including electricity, sewer and potable water.

All operational waste producing activities such as packaging material, servicing of equipment and employee amenities will be located within the warehouse distribution centre. Waste storage and management facilities will comprise colour coded recycling bins, which will be utilised to dispose off any packaging waste. The recycling bins will be located within the waste storage areas (refer **Figure 5**), and collected by a regulated waste contractor.

## **3. Waste Regulatory Framework**

### **3.1 Protection of the Environment Operations Act 1997**

Wastes in NSW are classified for disposal or transport into categories. It is the responsibility of those who generate the waste to classify it into groups that pose risks to the environment and human health facilitates their management and appropriate disposal.

All material to be removed from the site (including associated activities such as classification) will be undertaken in strict accordance with the requirements of the POEO Act 1997. Such requirements include:

- Ensuring waste is classified appropriately and in accordance with relevant guidelines;
- Waste materials are disposed of to appropriately licensed facilities; and
- Other materials are removed to facilities lawfully able to accept such materials.

### **3.2 Waste Avoidance and Resource Recovery Act 2001**

The Waste Avoidance and Resource Recovery (WARR) Act 2001 establishes the waste hierarchy to ensure that resource management options are considered against the following priorities:

1. Avoidance – actions to reduce the amount of waste generated and undertaking activities;
2. Resource Recovery – which includes reuse, reprocessing, recycling and energy recovery, consistent with the most efficient use of the recovered resources; and
3. Disposal – an “end-of-pipe” option that must be carefully undertaken to minimise any negative environmental outcomes.

The objectives of the WARR Act 2001 include:

- To encourage the most efficient use of resources;
- To minimise the consumption of natural resources and the final disposal of waste by encouraging the avoidance of waste and the reuse and recycling of waste;

- To ensure that industry shares with the community the responsibility for reducing; and
- To ensure the efficient funding of waste and resource management planning, programs and service delivery.

### **3.3 Protection of the Environment Operations (Waste) Regulation 2014**

The Regulation encourages the recovery of resources from waste by issuing both general and specific resource recovery exemptions. Where no general exemption is available for the intended use, a specific exemption may be issued after an application is made to the NSW EPA. Specific exemptions are not publicly available.

The Regulation makes requirements relating to non-licensed waste activities and waste transporting. The proposed works on the site will not require to be licensed. Section 48 of the Regulation requires that wastes are stored in an environmentally safe manner. It also stipulates that vehicles used to transport waste must be covered when loaded.

The Regulation exempts certain waste streams from the full waste tracking and record keeping requirements. Waste tracking is required only for industrial and hazardous wastes.

### **3.4 Better Practice Guidelines 2012**

The NSW EPA (2012) *Better Practice Guidelines for Waste Management and Recycling in Commercial and Industrial Facilities 2012* promotes efficient waste minimisation and resource recovery for commercial and industrial facilities and is used as a benchmark document when assessing waste production rates within Australia.

Better practice waste management systems in commercial buildings may incorporate any, or all, of the following:

- Garbage services to manage residual wastes (those not collected by a dedicated recycling or organics collection service).
- Recycling services to manage dry recyclable materials. These materials may vary from building to building, but generally cover recyclable materials generated in a typical business, including office paper, cardboard, plastic film, metals and

recyclable containers.

- Organics services to manage garden and food organics, which may include a bin-based collection system or onsite composting.
- Bulky waste services to manage bulky items, such as furniture and fit-out materials.
- Special waste services for items such as toner cartridges, batteries, fluorescent lights, mobile phones and chemicals.

### **3.5 NSW Waste and Sustainable Materials Strategy 2041**

As well as waste reduction and recycling, Stage 1: 2021-2027 of NSW Waste and Sustainable Materials Strategy 2041, focuses on the environmental benefits and economic opportunities in how we manage our waste.

The main “targets” in the Strategy are as follows:

- Target 1: Reduce total waste generated by 10% per person by 2030 (for assessment of proposed measures refer Sections 5.1 and 6.1 of this report).
- Target 2: Have an 80% average recovery rate from all waste streams by 2030 (for assessment of proposed measures refer Sections 5.2 and 6.2 of this report).
- Target 3: Significantly increase the use of recycled content by governments and industry (for assessment of proposed measures refer Sections 5.1 and 6.1 of this report).
- Target 4: Phase out problematic and unnecessary plastics by 2025 (for assessment of proposed measures refer Sections 5.1 and 6.1 of this report).
- Target 5: Halve the amount of organic waste sent to landfill by 2030 (for assessment of proposed measures refer Sections 5.2 and 6.2 of this report).

The Strategy also includes the following recycling targets (as relevant to the proposed works at the site)<sup>1</sup>:

- Plastic litter reduction target of 30% by 2025.
- Introduce a new overall litter reduction target of 60% by 2030.

### **3.6 Waste Classification Guidelines 2014**

Soil materials proposed to be disposed offsite (if any) shall be assessed, classified and managed in accordance with the NSW EPA (2014) *Waste Classification Guidelines, Part 1: Classifying Waste*.

### **3.7 Mamre Road Precinct Development Control Plan 2021**

In accordance with Section 4.5 (Waste Minimisation and Management) of the Mamre Road Precinct Development Control Plan (DCP) 2021, one of the objectives of the DCP is to assist in reducing Penrith's ecological footprint by encouraging the diversion of waste from landfill.

The Mamre Road Precinct DCP has been prepared in accordance with the Waste Avoidance and Resource Recovery Act 2001 and came into effect in November 2021.

---

<sup>1</sup> *NSW Waste and Sustainable Materials Strategy 2041*, NSW DPIE, June 2021.

## 4. Estimated Waste

### 4.1 Demolition Waste

The estimated demolition waste quantities are summarised in **Table 2**.

**Table 2 – Estimated Demolition Waste**

Type of Waste Generated	Reuse	Recycling	Disposal	Method of on-site reuse, contractor and recycling outlet and /or waste depot to be used
	Estimate Volume (m <sup>3</sup> ) or Weight (t)	Estimate Volume (m <sup>3</sup> ) or Weight (t)	Estimate Volume (m <sup>3</sup> ) or Weight (t)	
Excavation Material	0 m <sup>3</sup>	0 m <sup>3</sup>	0 m <sup>3</sup>	N/A
Timber	0 m <sup>3</sup>	0 m <sup>3</sup>	100 m <sup>3</sup>	Waste Management Centre
Concrete	0 m <sup>3</sup>	200 m <sup>3</sup>	0 m <sup>3</sup>	Recycling Management Centre
Bricks/pavers	0 m <sup>3</sup>	150 m <sup>3</sup>	0 m <sup>3</sup>	Recycling Management Centre
Tiles	0 m <sup>3</sup>	0 m <sup>3</sup>	5 m <sup>3</sup>	Waste Management Centre
Metal	0 m <sup>3</sup>	20 m <sup>3</sup>	0 m <sup>3</sup>	Recycling Management Centre
Glass	0 m <sup>3</sup>	0 m <sup>3</sup>	10 m <sup>3</sup>	Waste Management Centre
Furniture	0 m <sup>3</sup>	0 m <sup>3</sup>	20 m <sup>3</sup>	Waste Management Centre
Fixtures and fittings	0 m <sup>3</sup>	0 m <sup>3</sup>	10 m <sup>3</sup>	Waste Management Centre
Floor coverings	0 m <sup>3</sup>	0 m <sup>3</sup>	10 m <sup>3</sup>	Waste Management Centre
Packaging (used pallets, pallet wrap)	0 m <sup>3</sup>	0 m <sup>3</sup>	0 m <sup>3</sup>	N/A
Garden organics	0 m <sup>3</sup>	100 m <sup>3</sup>	0 m <sup>3</sup>	Recycling Management Centre
Containers (cans, plastic, glass)	0 m <sup>3</sup>	0 m <sup>3</sup>	0 m <sup>3</sup>	N/A
Paper/cardboard	0 m <sup>3</sup>	0 m <sup>3</sup>	0 m <sup>3</sup>	N/A



Type of Waste Generated	Reuse	Recycling	Disposal	Method of on-site reuse, contractor and recycling outlet and /or waste depot to be used
	Estimate Volume (m <sup>3</sup> ) or Weight (t)	Estimate Volume (m <sup>3</sup> ) or Weight (t)	Estimate Volume (m <sup>3</sup> ) or Weight (t)	
Residual waste	0 m <sup>3</sup>	0 m <sup>3</sup>	20 m <sup>3</sup>	Waste Management Centre
Hazardous/special waste	0 m <sup>3</sup>	0 m <sup>3</sup>	0 m <sup>3</sup>	0 m <sup>3</sup>
Other	0 m <sup>3</sup>	0 m <sup>3</sup>	0 m <sup>3</sup>	N/A
<b>Total</b>	<b>0 m<sup>3</sup></b>	<b>470 m<sup>3</sup></b>	<b>175 m<sup>3</sup></b>	

## 4.2 Construction Waste

The estimated construction waste quantities are summarised in **Table 3**.

**Table 3 – Estimated Construction Waste**

Type of Waste Generated	Reuse	Recycling	Disposal	Method of on-site reuse, contractor and recycling outlet and /or waste depot to be used
	Estimate Volume (m <sup>3</sup> ) or Weight (t)	Estimate Volume (m <sup>3</sup> ) or Weight (t)	Estimate Volume (m <sup>3</sup> ) or Weight (t)	
Excavated materials (soil spoil)	10,000 m <sup>3</sup>	0 m <sup>3</sup>	0 m <sup>3</sup>	N/A (if disposal applies refer S. 3.6 and 7.1)
Green waste	0 m <sup>3</sup>	0 m <sup>3</sup>	0 m <sup>3</sup>	N/A
Bricks/pavers	0 m <sup>3</sup>	0 m <sup>3</sup>	<10 m <sup>3</sup> (offcuts)	Waste Management Centre
Tiles	0 m <sup>3</sup>	0 m <sup>3</sup>	<5 m <sup>3</sup> (offcuts)	Waste Management Centre
Concrete	0 m <sup>3</sup>	0 m <sup>3</sup>	<15 m <sup>3</sup>	Waste Management Centre
Plasterboard	0 m <sup>3</sup>	0 m <sup>3</sup>	<10 m <sup>3</sup>	Waste Management Centre
Asbestos	0 m <sup>3</sup>	0 m <sup>3</sup>	0 m <sup>3</sup>	N/A
Metal – specify	0 m <sup>3</sup>	<15 m <sup>3</sup> (steel studs)	0 m <sup>3</sup>	Recycling Management Centre
Timber - specify	0 m <sup>3</sup>	0 m <sup>3</sup>	0 m <sup>3</sup>	NA
Other waste – specify (eg. paints, PVC tubing)	0 m <sup>3</sup>	0 m <sup>3</sup>	<10 m <sup>3</sup> (offcuts)	Waste Management Centre
Packaging (used pallets, pallet wrap)	0 m <sup>3</sup>	<15 m <sup>3</sup>	0 m <sup>3</sup>	Recycling Management Centre
Containers (cans, plastic, glass)	0 m <sup>3</sup>	<5 m <sup>3</sup>	0 m <sup>3</sup>	Recycling Management Centre
Paper/cardboard	0 m <sup>3</sup>	<10 m <sup>3</sup>	0 m <sup>3</sup>	Recycling Management Centre
<b>Total</b>	<b>10,000 m<sup>3</sup></b>	<b>&lt;45 m<sup>3</sup></b>	<b>&lt;50 m<sup>3</sup></b>	

### 4.3 Operational Waste

The estimated weekly operational waste quantities are summarised in **Table 4**.

**Table 4 – Estimated Weekly Operational Waste**

Type of Waste Generated	Reuse	Recycling	Disposal	Method of on-site reuse, contractor and recycling outlet and /or waste depot to be used
	Estimate Volume (m <sup>3</sup> ) or Weight (t)	Estimate Volume (m <sup>3</sup> ) or Weight (t)	Estimate Volume (m <sup>3</sup> ) or Weight (t)	
Office – paper/cardboard	0 m <sup>3</sup>	<0.5	0	Recycling Management Centre
Office – food waste	0 m <sup>3</sup>	0 m <sup>3</sup>	<0.5	Waste Management Centre
Office – general waste	0 m <sup>3</sup>	0 m <sup>3</sup>	<0.5	Waste Management Centre
Packaging paper/cardboard	0 m <sup>3</sup>	<1	0 m <sup>3</sup>	Recycling Management Centre
Packaging plastics	0 m <sup>3</sup>	<0.5	0 m <sup>3</sup>	Recycling Management Centre
Wooden pallets	0 m <sup>3</sup>	<2	0 m <sup>3</sup>	Recycling Management Centre
Timber	0 m <sup>3</sup>	0 m <sup>3</sup>	0 m <sup>3</sup>	Waste Management Centre
Powder dust	0 m <sup>3</sup>	0 m <sup>3</sup>	0 m <sup>3</sup>	Recycling Management Centre
Liquid solids	0 m <sup>3</sup>	0 m <sup>3</sup>	0 m <sup>3</sup>	Waste Management Centre
Waste water	0 m <sup>3</sup>	0 m <sup>3</sup>	0 m <sup>3</sup>	Licensed Sewer Discharge
Steel drums	0 m <sup>3</sup>	0 m <sup>3</sup>	0 m <sup>3</sup>	Recycling Management Centre
Packaging IBC's	0 m <sup>3</sup>	0 m <sup>3</sup>	0 m <sup>3</sup>	Recycling Management Centre
General waste	0 m <sup>3</sup>	0 m <sup>3</sup>	<3	Waste Management Centre
<b>Total</b>	<b>0 m<sup>3</sup></b>	<b>&lt;4 m<sup>3</sup></b>	<b>&lt;4 m<sup>3</sup></b>	

## **5. Demolition and Construction Waste Reduction Plan**

### **5.1 Waste Reduction Measures**

Waste-type-specific reduction measures will be employed during demolition and construction stages, with the following specific procedures:

- Applying practical building designs and construction techniques;
- Appropriate sorting and segregation of demolition and construction wastes to ensure efficient recycling of wastes;
- Selecting construction materials taking into consideration to their long lifespan and potential for reuse;
- Ordering materials to size and ordering pre-cut and prefabricated materials;
- Reuse of formwork (where possible);
- Planned work staging;
- Reducing packaging waste on-site by returning packaging to suppliers where possible, purchasing in bulk, requesting cardboard or metal drums rather than plastics, requesting metal straps rather than shrink wrap and using returnable packaging such as pallets and reels;
- Careful on-site storage and source separation;
- Subcontractors informed of site waste management procedures; and
- Coordination and sequencing of various trades.

### **5.2 Beneficial Reuses**

The anticipated beneficial reuses of demolition and construction waste are summarised as follows:

- All solid waste timber, concrete, tiles and rock that cannot be reused or recycled will be taken to an appropriate facility for treatment to recover further resources or for disposal to landfill in an approved manner;

- All asbestos, hazardous and/or intractable wastes are to be disposed of in accordance with SafeWork Authority and EPA requirements;
- Portable, self-contained toilet and washroom facilities will be provided at the site and will be regularly emptied and serviced by a suitably qualified contractor;
- Provision for the collection of batteries, fluorescent tubes and other recyclable resources will be provided onsite to enable offsite recycling;
- Drink container recycling should be provided onsite or these items sorted offsite for recycling at an appropriately licensed facility;
- All garbage will be disposed of via a council approved system; and
- Opportunities for materials exportation and reuse with other local construction operations will be investigated.

### 5.3 Waste Storage Locations

Waste storage locations will be accessible and allow sufficient space for storage and servicing requirements. These locations will also be flexible in order to cater for change of use throughout the development demolition and construction stages.

Where space is restricted, dedicated stockpile areas are to be delineated on the site, with regular transfers to dedicated skip bins for sorting. The positions of the designated waste holding areas on site will change according to building works and the progression of the development, but must consider visual amenity, OH&S and accessibility in their selection.

All waste placed in stockpile areas/skips for disposal or recycling shall be adequately contained to ensure that the waste does not fall, blow, wash or otherwise escape from the site. Appropriate siting of waste stockpile locations will take into account slope and drainage factors to avoid contamination of stormwater drains during rain events.

Waste/recycling storage locations will be assigned during the demolition and construction works and will provide adequate space to accommodate all waste and recycling bins associated with the demolition (up to approximately 4 x 1,100 L bins) and construction (up to approximately 8 x 1,100 L bins) (refer **Figures 3** and **4**). Recycling bins must be accessible to all demolition and construction employees and must be clearly sign posted and colour coded to ensure segregation of waste and recycling is effective. Waste containers are to be kept clean and in a good state of repair.

## **6. Operational Waste Reduction Plan**

### **6.1 Waste Reduction Measures**

Waste-type-specific reduction measures will be employed during development operation, with the following specific procedures:

- Provision of take back services to clients to reduce waste further along the supply chain;
- Re-work/re-packaging of products prior to local distribution to reduce waste arising;
- Review of packaging design to reduce waste but maintain 'fit for purpose';
- Investigating leased office equipment and machinery rather than purchase and disposal;
- Establish systems with in-house and with supply chain stakeholders to transport products in re-useable packaging where possible;
- Development of 'buy recycled' purchasing policy;
- Flatten or bale cardboard to reduce number of bin lifts required; and
- Providing recycling collections within each of the offices and tearooms (e.g. plastics, cans and glass).

### **6.2 Beneficial Reuses**

The anticipated beneficial reuses of operational waste are summarised as follows:

- Cardboard, paper, plastic, glass, cans and pallets and containers will be reused/recycled offsite;
- Provision for the collection of batteries, fluorescent tubes and other recyclable resources will be provided on site to enable offsite recycling;
- All waste materials that cannot be reused or recycled will be taken to an appropriate facility for treatment to recover further resources or for disposal to landfill in an approved manner;

- Waste oil (if any) used in equipment maintenance will be recycled or disposed of in an appropriate manner; and
- Opportunities for materials exportation and reuse with other local industrial operations will be investigated. This will have two benefits: minimising energy through reduction of material reprocessing, encouraging material reuse.

### **6.3 Waste Storage Locations**

Waste storage locations will be provided within the loading dock areas at Warehouses 1 and 2 (refer **Figure 5**) where the recycling and garbage skip bins will be stored prior to collection. Sufficient clearance will be necessary to enable collection vehicles to access the locations of bin storage. Where possible collection times should not coincide with peak operational delivery schedules however all areas identified will not interfere with operational truck movements.

The construction of locations for garbage storage are to comply with BCA (Building Code of Australia) requirements and Australian Standards, including CoC requirements for screening and fencing.

The waste/recycling storage areas will be constructed of an adequate size to accommodate all waste and recycling bins and bales associated with the development. Recycling bins must be accessible to all employees and must be clearly sign posted and colour coded to ensure segregation of waste and recycling is effective.

Sufficient space will be provided for the segregation and storage of varying waste types including provision for the collection of fluorescent tubes, smoke detectors, e-wastes and other recyclable resources.

Sufficient space will also be provided for reuse items such as crates and pallets for occupational safety purposes.

Doors/gates to the waste storage locations will be able to be opened from the outside and wide enough to allow for easy passage of waste/recycling containers.

Waste collection areas should allow for manoeuvring of a rear loading vehicle truck of typical sizes between 8.8 m to 9.25 m long x 2.6 m wide truck, and 3.6 m head clearance.

## 6.4 Waste Collection and Servicing

Onsite collection is the preferred option with a waste truck able to enter and exit the site in a forward direction. Dedicated loading dock areas should be provided for the waste vehicle to prop while collections occur.

Private contractors using up to a 9.25 m MRV rear loading waste vehicle should enter the site via internal access road and reverse into the waste loading dock. The contractor should retrieve empty and return bins to/from the bin store at the time of collection then exit the site in a forward direction.

Litter spread is to be managed by ensuring garbage and recycling bins are not overloaded, and lids are always closed.

The private collection contractor's agreement should require their pickup of any waste that spills from the bins during collections.

Estimated waste collection frequency and number of bins are summarised as follows:

### ▪ **Collection Frequency**

- Warehouse 1: 1 x Weekly All Waste Streams.
- Warehouse 2: 1 x Weekly All Waste Streams.

### ▪ **Number of Bins**

- Warehouse 1: 1 x 1,100 L General Waste, 1 x 1,100 L Recycling Waste.
- Warehouse 2: 1 x 1,100 L General Waste, 1 x 1,100 L Recycling Waste.

## 7. Waste Classification and Removal

### 7.1 Waste Classification

All liquid and non-liquid wastes generated during development construction works (if any) shall be classified in accordance with the requirements of NSW EPA (2014) *Waste Classification Guidelines, Part 1: Classifying Waste*.

Samples shall be collected by appropriately trained and experienced personnel from stockpiled or in-situ waste materials by the use of a hand trowel. The hand trowel shall be thoroughly decontaminated using phosphate free detergent and distilled water between each sampling location.

During the collection of soil samples, features such as seepage, discolouration, staining, odours and other indications of contamination should be noted on the field documentation.

Collected soil samples shall be immediately transferred to sample containers of appropriate composition (glass jars). Sample labels shall record job number; sample identification number; and date and time of sampling.

Sample containers shall be transferred to a chilled ice box for sample preservation prior to and during shipment to the testing laboratory. A chain-of-custody form should be completed and forwarded with the samples to the testing laboratory.

Soil samples shall be analysed by both a primary and secondary (independent check) laboratory, both of which shall be NATA accredited for the required analyses. In addition, the laboratories will also be required to meet the environmental consultant's own internal quality assurance requirements.

The analytical data shall be compared against the waste criteria contained in NSW EPA (2014) *Waste Classification Guidelines, Part 1: Classifying Waste* for heavy metals, TRHs, BTEX, PAHs, total pesticides (OCPs and OPPs), PCBs and TCLP in benzo(a)pyrene, lead and nickel. A summary of the criteria is provided in **Table 5**.

**Table 1 – Summary of Waste Classification Criteria**

Contaminant	General <sup>1</sup>	Restricted <sup>1</sup>	General <sup>2</sup>	Restricted <sup>2</sup>	General <sup>3</sup>	Restricted <sup>3</sup>
	CT1	CT2	SCC1	SCC2	TCLP1	TCLP2
	(mg/kg)	(mg/kg)	(mg/kg)	(mg/kg)	(µg/L)	(µg/L)
<b>Heavy metals</b>						
<b>Arsenic</b>	100	400	500	2000	5.0	20
<b>Cadmium</b>	20	80	100	400	1.0	4
<b>Lead</b>	100	400	1500	6000	5	20
<b>Mercury</b>	4	16	50	200	0.2	0.8
<b>Nickel</b>	40	160	1050	4200	2	8
<b>BTEX</b>						
<b>Benzene</b>	10	40	18	72	0.5	2
<b>Toluene</b>	288	1152	518	2073	14.4	57.6
<b>Ethylbenzene</b>	600	2400	1080	4320	30	120
<b>Xylenes (total)</b>	1000	4000	1800	7200	50	200
<b>Petroleum Hydrocarbons</b>						
<b>C<sub>6</sub>-C<sub>9</sub></b>	N/A	N/A	650	2600	N/A	N/A
<b>C<sub>10</sub>-C<sub>36</sub></b>	N/A	N/A	10000	40000	N/A	N/A
<b>PAHs</b>						
<b>Benzo(a)pyrene</b>	0.8	3.2	10	23	0.04	0.16
<b>PAHs (total)</b>	N/A	N/A	200	800	N/A	N/A
<b>Pesticides (total)</b>	N/A	N/A	250	1000	N/A	N/A
<b>PCBs (total)</b>	N/A	N/A	<50	<50	N/A	N/A

Notes:

1. Contaminant threshold values for classifying waste by chemical assessment without the leaching (TCLP) test (Table 1) – NSW EPA (2014) *Waste Classification Guidelines, Part 1: Classifying Waste*.
2. Specific contaminant concentration (SCC) values for classifying waste by chemical assessment (Table 2) – NSW EPA (2014) *Waste Classification Guidelines, Part 1: Classifying Waste*.
3. Leachable concentration (TCLP) values for classifying waste by chemical assessment (Table 2) – NSW EPA (2014) *Waste Classification Guidelines, Part 1: Classifying Waste*.



## **7.2 Waste Transporting**

All wastes removed from the site shall be transported in accordance with relevant road and transportation regulatory requirements. Where required (depending on the classification of the wastes), appropriately licensed transport contractors shall be used.

The appointed transporters shall be responsible for ensuring they are appropriately licensed to:

- Carry the particular type of waste; and
- Transport the materials to an appropriately licensed facility.

Where the waste is classified as Restricted Waste or Hazardous Waste, the transporter is required to carry (subject to a number of exceptions) appropriately completed waste data forms with each load, and provide a copy to the waste facility to which the waste is taken.

## **8. Limitation Statement**

This report has been prepared for use by 805 Mamre NSW Pty Ltd who commissioned the works in accordance with the project brief only and has been based in part on information obtained from other parties. The advice herein relates only to this project and all information provided should be reviewed by a competent person with experience in environmental investigations, before being used for any other purpose. Additionally, this report has been based on data documented by other parties in previous reports.

LG Consult accepts no liability for use or interpretation by any person or body other than 805 Mamre NSW Pty Ltd. This report should not be reproduced without prior approval by 805 Mamre NSW Pty Ltd, or amended in any way without prior approval by LG Consult, and should not be relied upon by other parties, who should make their own enquires.

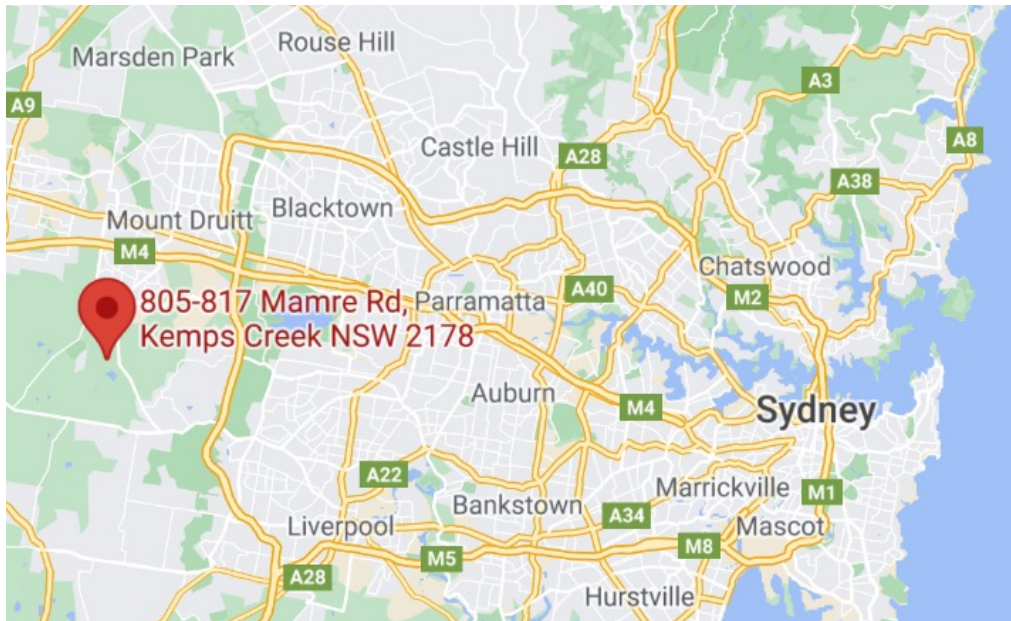
Waste quantities and sources are based on documents made available to LG consult by 805 Mamre NSW Pty Ltd.

This report does not provide a complete assessment of the environmental status of the site, and it is limited to the scope defined herein.

Waste Management Plan  
Warehouse Facility  
(SSD-30871587)  
805-817 Mamre Road, Kemps Creek, NSW



## Figures



SCALE: DRAWN TO SCALE AS SHOWN  
**Not To Scale**



LEGEND:


 Site Boundary

Image courtesy of Google & Six Maps



REV: A  
 DATE: 24/08/2023  
 DRAWN: GP  
 APPROVED: GP  
 STATUS: Final  
 DWG NO:

CLIENT: **Mamre Developments**  
 PROJECT: **805-817 Mamre Road  
 Kemps Creek, NSW**  
 PROJECT NUMBER: LG2128.01

TITLE: **Site Location Plan**

FIGURE: **1**  
 A4

SCALE: DRAWN TO SCALE AS SHOWN

Not To Scale



LEGEND:

- LOTS FRONTING DESIGNATED ROADS (MAMRE RD & SOUTHERN LINK - 20m)
- LOTS FRONTING KEY ACCESS ROADS (DISTRIBUTOR & COLLECTOR ROADS - 12m)
- LOTS FRONTING ALL OTHER ROADS (LOCAL ESTATE ROADS - 7.5m)
- REAR & SIDE BOUNDARIES - 5m
- LOTS ADJOINING LAND ZONED E2, RE1 & RE2 (10m FROM EDGE OF RIPARIAN CORRIDOR RE1)
- LANDSCAPE SETBACK (VARIES)
- RIPARIAN ZONE
- RETAINING WALL
- - - LOT BOUNDARY
- EXTENT OF WORKS BOUNDARY

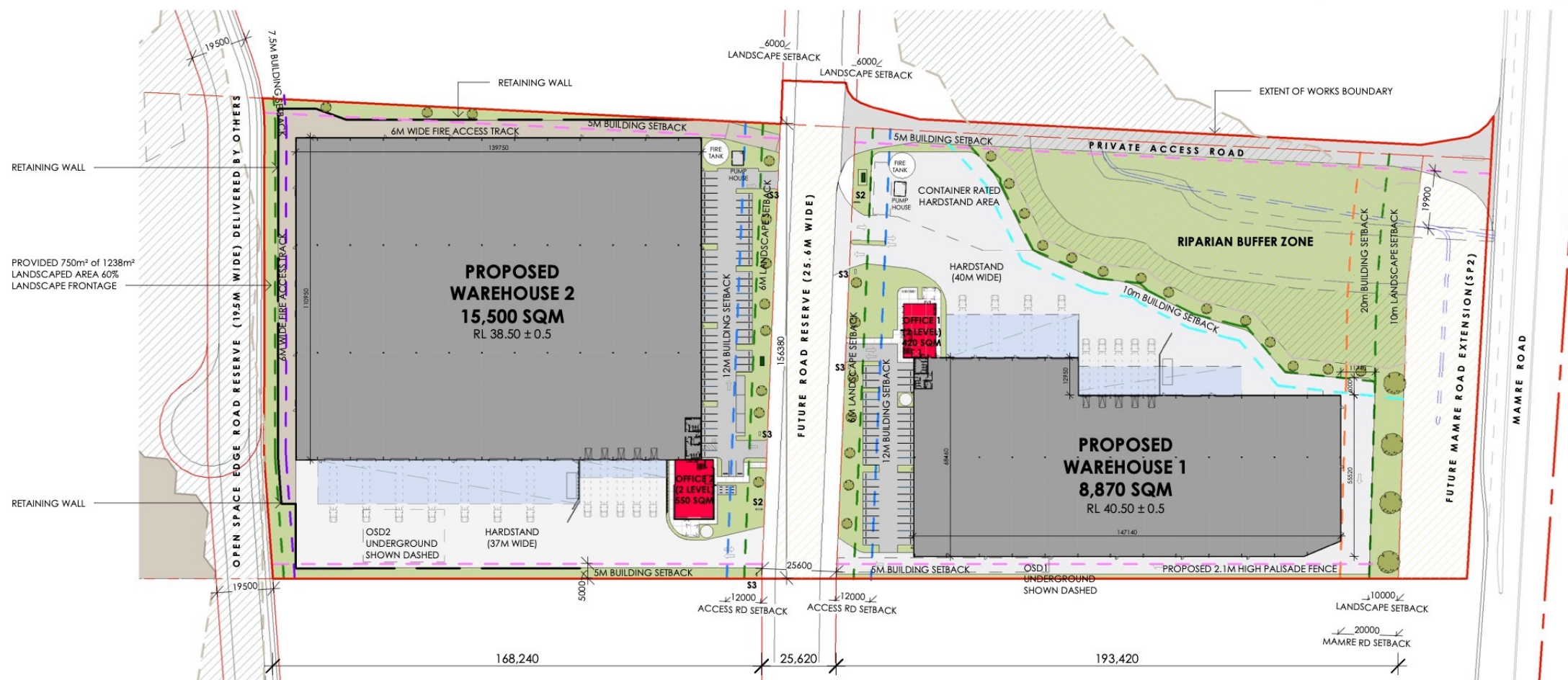


Image courtesy of Watch This Space Design



REV: **A**  
 DATE: **24/08/2023**  
 DRAWN: **GP**  
 APPROVED: **GP**  
 STATUS: **Final**  
 DWG NO:

CLIENT: **Mamre Developments**  
 PROJECT: **805-817 Mamre Road  
Kemps Creek, NSW**  
 PROJECT NUMBER: **LG2128.01**

TITLE: **Proposed  
Development Layout**

FIGURE:  
**2**  
A4



SCALE: DRAWN TO SCALE AS SHOWN

Not To Scale



LEGEND:

 Site Boundary

 1100 L MGB for General Garbage

 1100 L MGB for Recycling

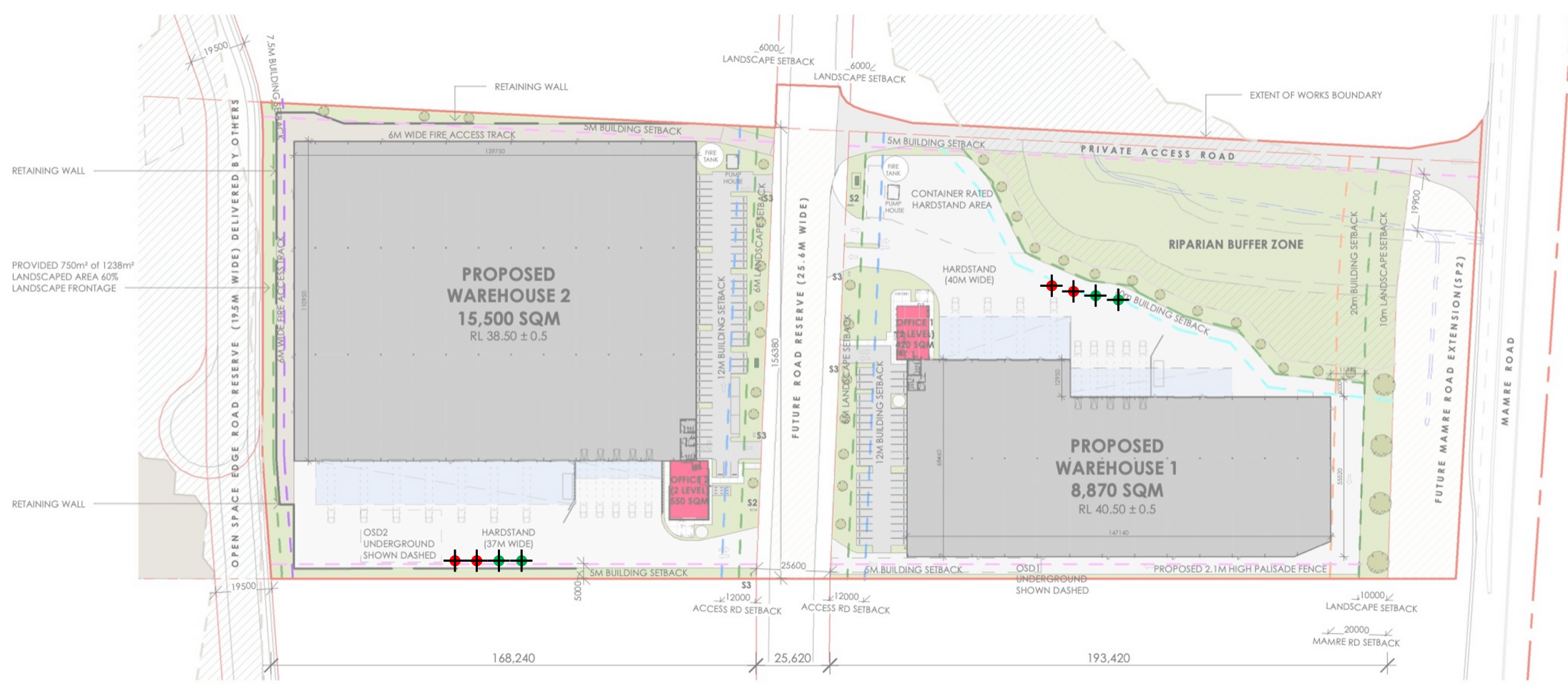


Image courtesy of Watch This Space Design



REV: A  
 DATE: 24/08/2023  
 DRAWN: GP  
 APPROVED: GP  
 STATUS: Final  
 DWG NO:

CLIENT: Mamre Developments  
 PROJECT: 805-817 Mamre Road  
 Kemps Creek, NSW  
 PROJECT NUMBER: LG2128.01

TITLE: Construction Waste Bin Plan

FIGURE: 4  
 A4


SCALE: DRAWN TO SCALE AS SHOWN

Not To Scale



LEGEND:

 Site Boundary

 1100 L MGB for General Garbage

 1100 L MGB for Recycling

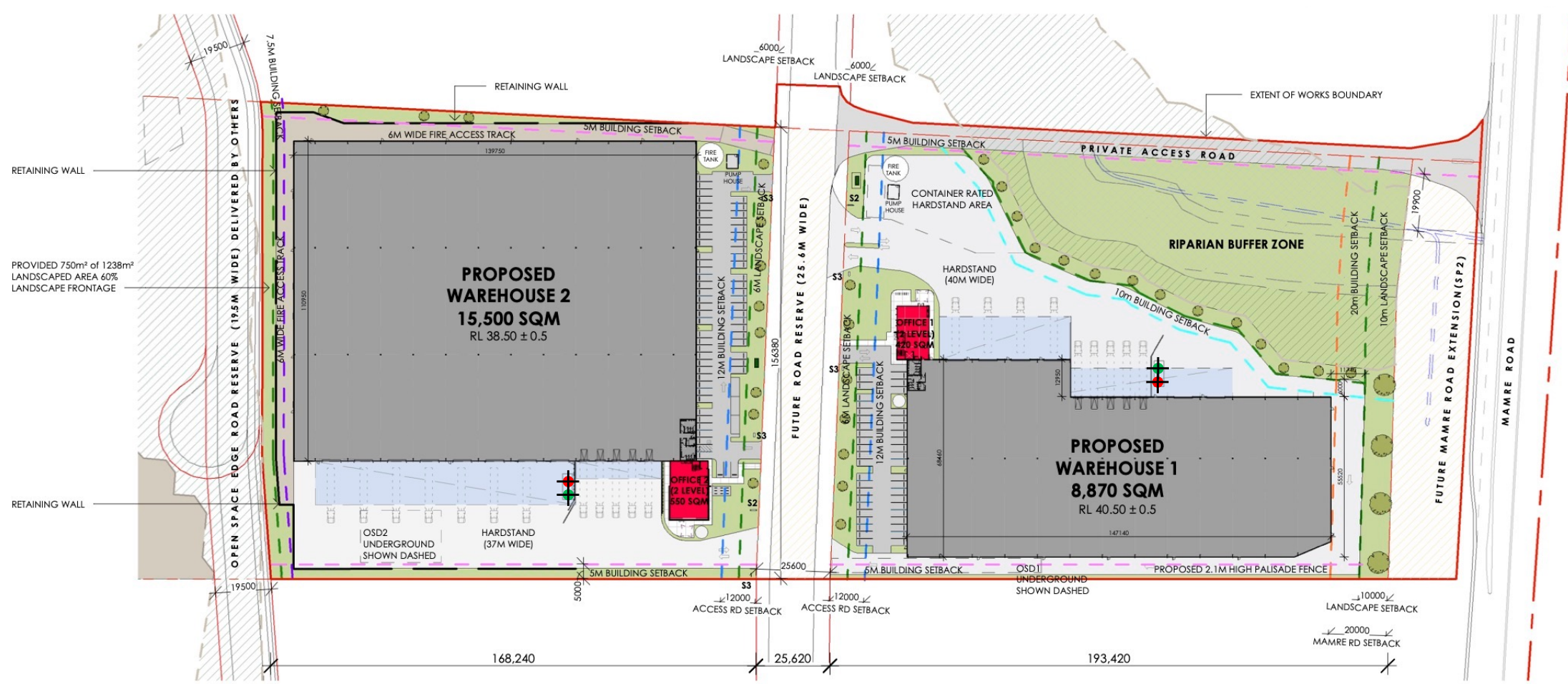


Image courtesy of Watch This Space Design



REV: A  
 DATE: 24/08/2023  
 DRAWN: GP  
 APPROVED: GP  
 STATUS: Final  
 DWG NO:

CLIENT: Mamre Developments  
 PROJECT: 805-817 Mamre Road  
 Kemps Creek, NSW  
 PROJECT NUMBER: LG2128.01

TITLE: Operational Waste Bin Plan

FIGURE: 5

A4