

DRAWING STATUS:		
DEVELOPMENT APPLICATION		
Rev	Revision Description	Date
1	Preliminary Issue	28.07.21
2	Preliminary Issue	05.08.21
3	ISSUE FOR DEVELOPMENT APPLICATION	27.10.21
4	ISSUE FOR DEVELOPMENT APPLICATION	14.12.21
5	ISSUE FOR DEVELOPMENT APPLICATION	15.12.21

©Copyright Team 2 Architects
This drawing is protected by copyright. All right are reserved. Unless permitted under the Copyright Act 1968, No part of this drawing may in any form or by any means be reproduced, published, broadcast or transmitted without the prior written permission of the copyright owner. Please Note if the status of this drawing is not signed off For Construction it may be subject to change, alteration or amendment at the discretion of Team 2 Architects. If so, Team 2 Architects is not liable for any loss, damage, harm or injury whether special, consequential, direct or indirect, suffered by you or any other person as a result of your use of this drawing for construction purposes.

- DRAWING LEGEND:
1. Architectural drawings shall be read in conjunction with other consultant drawings and specifications. Any discrepancies shall be referred to team 2 architects before proceeding with work.
 2. All dimensions and levels are in millimeters unless noted otherwise. No dimension shall be obtained by scaling the drawing.
 3. All dimensions to be checked on site with any discrepancies referred to team 2 architects before proceeding with work.
 4. All work to be carried out in accordance with the requirements of the principal certifying authority, current ncc & australian standards.

1

2

3

4

5

6

7

8

9

10

11

12

13

14

15

16

17

18

19

20

21

22

23

24

25

26

27

28

29

30

31

32

33

34

35

36

37

38

39

40

41

42

43

44

45

46

47

48

49

50

51

52

53

54

55

56

57

58

59

60

61

62

63

64

65

66

67

68

69

70

71

72

73

74

75

76

77

78

79

80

81

82

83

84

85

86

87

88

89

90

91

92

93

94

95

96

97

98

99

100

101

102

103

104

105

106

107

108

109

110

111

112

113

114

115

116

117

118

119

120

121

122

123

124

125

126

127

128

129

130

131

132

133

134

135

136

137

138

139

140

141

142

143

144

145

146

147

148

149

150

151

152

153

154

155

156

157

158

159

160

161

162

163

164

165

166

167

168

169

170

171

172

173

174

175

176

177

178

179

180

181

182

183

184

185

186

187

188

189

190

191

192

193

194

195

196

197

198

199

200

201

202

203

204

205

206

207

208

209

210

211

212

213

214

215

216

217

218

219

220

221

222

223

224

225

226

227

228

229

230

231

232

233

234

235

236

237

238

239

240

241

242

243

244

245

246

247

248

249

250

251

252

253

254

255

256

257

258

259

260

261

262

263

264

265

266

267

268

269

270

271

272

273

274

275

276

277

278

279

280

281

282

283

284

285

286

287

288

289

290

291

292

293

294

295

296

297

298

299

300

301

302

303

304

305

306

307

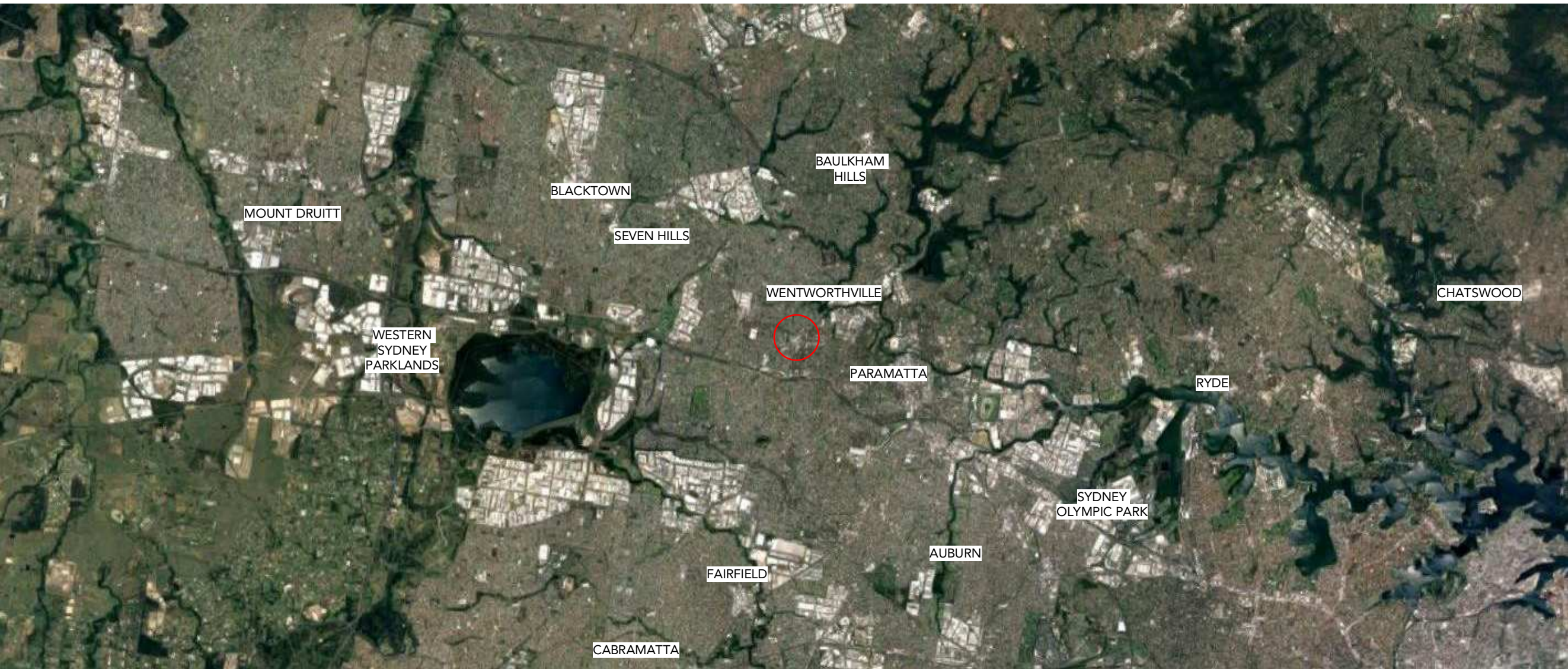
308

309

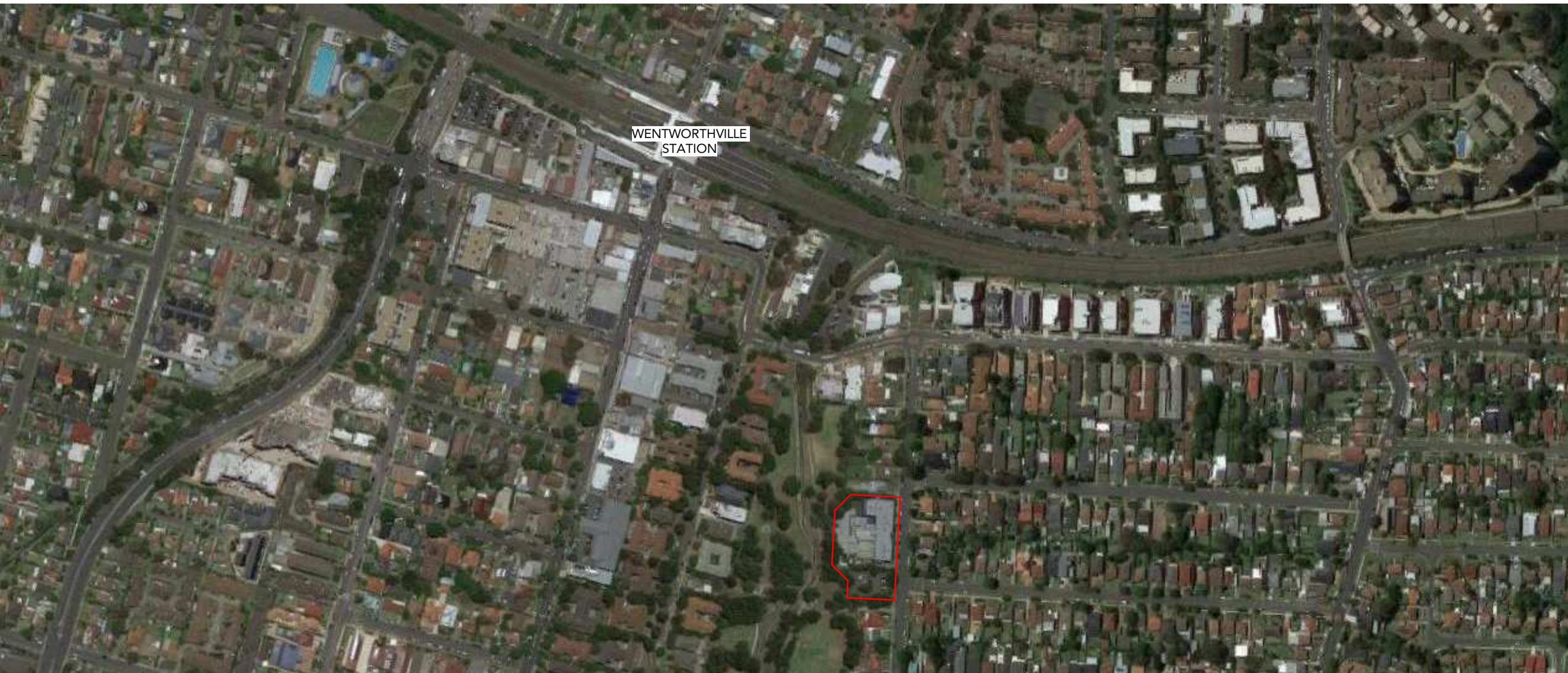
310

311

312



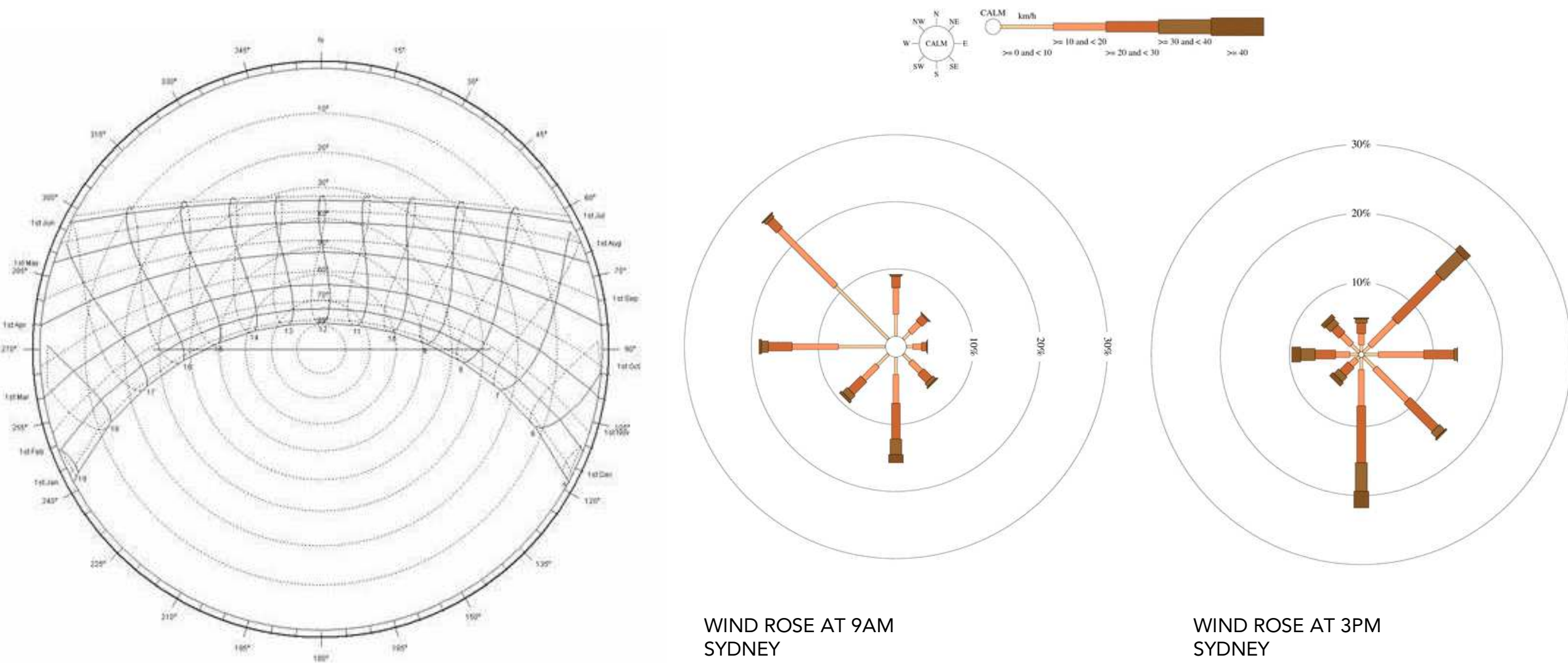
LOCATION PLAN - OVERALL



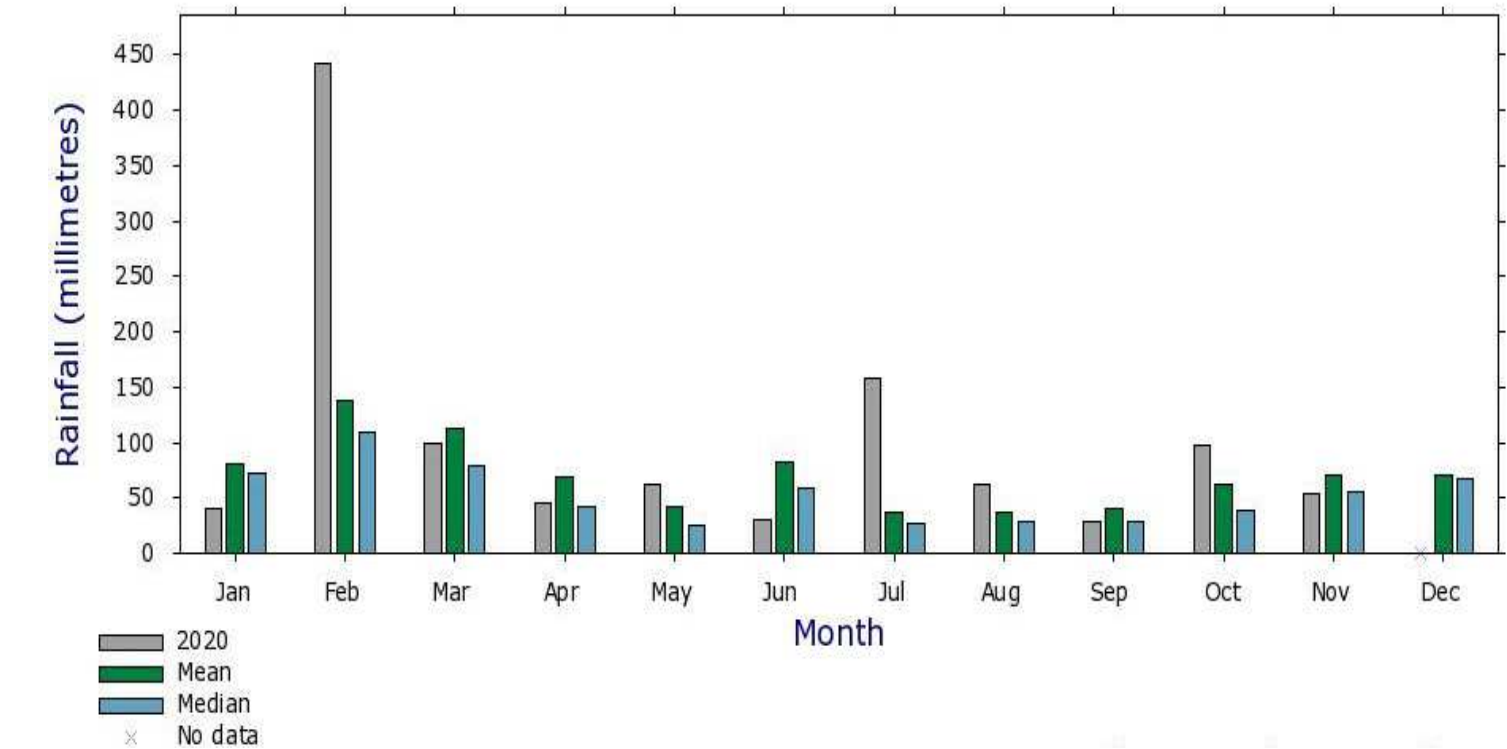
LOCATION PLAN



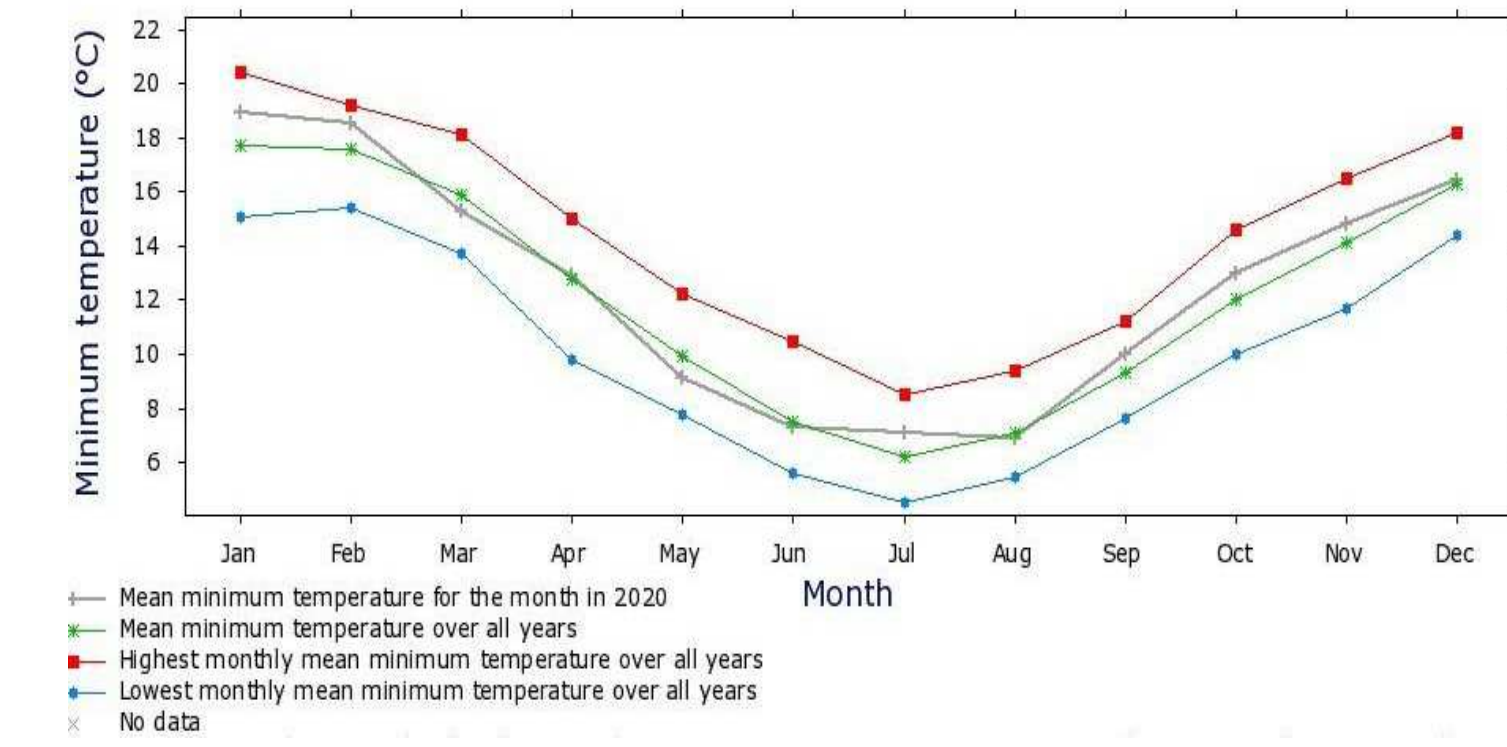
SITE PLAN



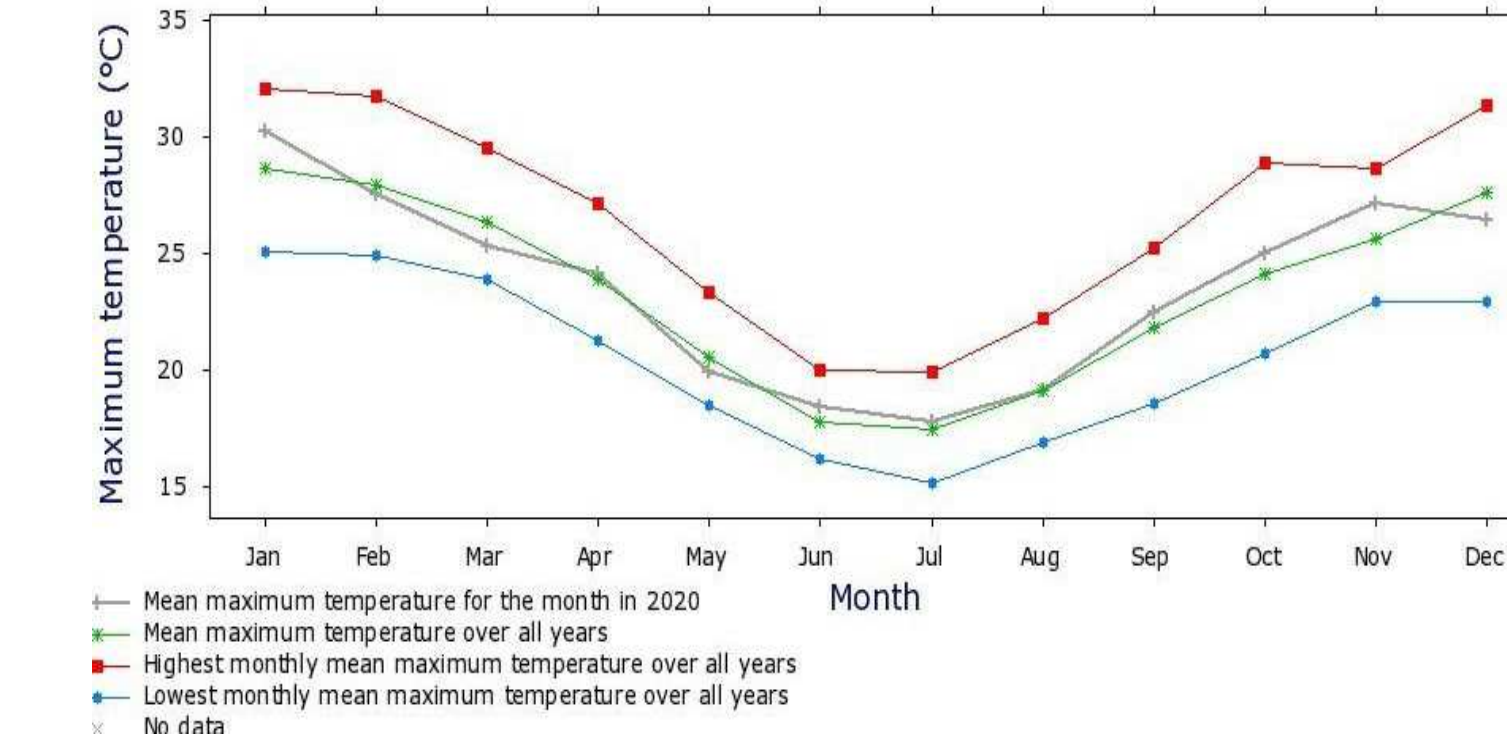
SUN PATH DIAGRAM
SYDNEY



RAINFALL DATA: WENTWORTHVILLE (GREYSTANES)
CLIMATE DATA FROM BUREAU OF METEOROLOGY



MINIMUM TEMPERATURE DATA: WENTWORTHVILLE (PARAMATTA NORTH)
CLIMATE DATA FROM BUREAU OF METEOROLOGY



MAXIMUM TEMPERATURE DATA: WENTWORTHVILLE (PARAMATTA NORTH)
CLIMATE DATA FROM BUREAU OF METEOROLOGY

DRAWING STATUS:		
DEVELOPMENT APPLICATION		
Rev	Revision Description	Date
1	Preliminary Issue	28.07.21
2	Preliminary Issue	05.08.21
3	ISSUE FOR DEVELOPMENT APPLICATION	27.10.21
4	ISSUE FOR DEVELOPMENT APPLICATION	14.12.21
5	ISSUE FOR DEVELOPMENT APPLICATION	15.12.21
©Copyright Team 2 Architects This drawing is protected by copyright. All right are reserved. Unless permitted under the Copyright Act 1968, No part of this drawing may in any form or by any means be reproduced, published, broadcast or transmitted without the prior written permission of the copyright owner. Please Note if the status of this drawing is not signed off For Construction it may be subject to change, alteration or amendment at the discretion of Team 2 Architects. If so, Team 2 Architects is not liable for any loss, damage, harm or injury whether special, consequential, direct or indirect, suffered by you or any other person as a result of your use of this drawing for construction purposes.		
DRAWING LEGEND:		
1. Architectural drawings shall be read in conjunction with other consultant drawings and specifications. Any discrepancies shall be referred to team 2 architects before proceeding with work. 2. All dimensions and levels are in millimeters unless noted otherwise. No dimension shall be obtained by scaling the drawing. 3. All dimensions to be checked on site with any discrepancies referred to team 2 architects before proceeding with work. 4. All work to be carried out in accordance with the requirements of the principal certifying authority, current ncc & australian standards.		

SYDNEY

701/1 Chandos Street,
St Leonards NSW 2065
T: + 61 2 9437 3166
E: info@team2.com.au
Reg NSW: 9940

MELBOURNE

Suite 204/9-11 Claremont Street,
South Yarra, VIC 3141
ABN: 72 104 833 507
Reg Vic: 19340

Northside West Stage 2

Wentworthville. NSW 2145

SITE ANALYSIS

Project #

903

Scale

@A1

Doc

IK

Clid

VM

Drawing #

DA0011

Rev

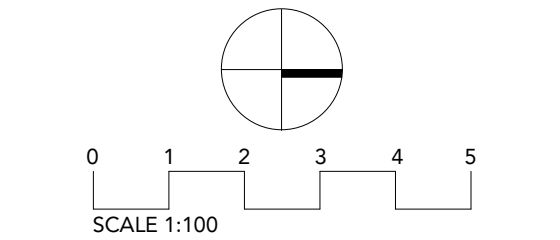
5

DRAWING STATUS:		
DEVELOPMENT APPLICATION		
Rev	Revision Description	Date
1	Preliminary Issue	28.07.21
2	Preliminary Issue	05.08.21
3	ISSUE FOR DEVELOPMENT APPLICATION	27.10.21
4	ISSUE FOR DEVELOPMENT APPLICATION	14.12.21
5	ISSUE FOR DEVELOPMENT APPLICATION	15.12.21

©Copyright Team 2 Architects
This drawing is protected by copyright. All right are reserved. Unless permitted under the Copyright Act 1968, No part of this drawing may in any form or by any means be reproduced, published, broadcast or transmitted without the prior written permission of the copyright owner. Please Note if the status of this drawing is not signed off For Construction it may be subject to change, alteration or amendment at the discretion of Team 2 Architects. If so, Team 2 Architects is not liable for any loss, damage, harm or injury whether special, consequential, direct or indirect, suffered by you or any other person as a result of your use of this drawing for construction purposes.

- DRAWING LEGEND:
1. Architectural drawings shall be read in conjunction with other consultant drawings and specifications. Any discrepancies shall be referred to team 2 architects before proceeding with work.
 2. All dimensions and levels are in millimeters unless noted otherwise. No dimension shall be obtained by scaling the drawing.
 3. All dimensions to be checked on site with any discrepancies referred to team 2 architects before proceeding with work.
 4. All work to be carried out in accordance with the requirements of the principal certifying authority, current ncc & australian standards.

- LEGEND
- NOT IN SCOPE
 - EXISTING WALL
 - NEW WALL



TEAM 2
ARCHITECTS

SYDNEY MELBOURNE
701/1 Chandos Street, Suite 204/9-11 Claremont Street,
St Leonards NSW 2065 South Yarra, VIC 3141
T: + 61 2 9437 3166 ABN: 72 104 833 507
E: info@team2.com.au Reg NSW: 9940 Reg Vic: 19340

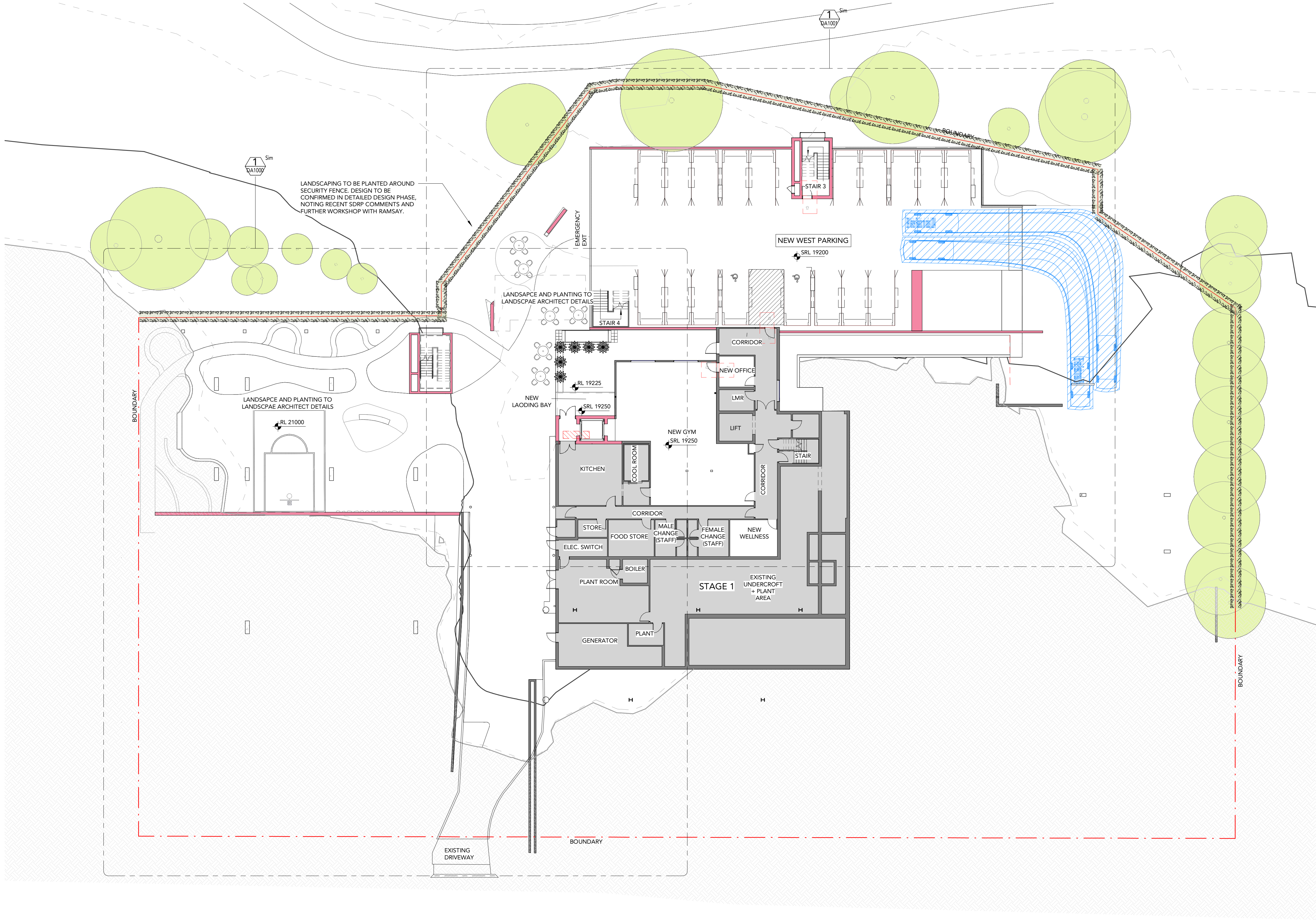
Northside West Stage 2

Wentworthville. NSW 2145

OVERALL SITE PLAN - LOWER

GROUND 903 As @A1 IK VM

Drawings & indicated DA0100 5



1 DA Overall - Lower Ground
Scale: 1 : 200



1 DA Overall - Level 1
Scale: 1 : 200

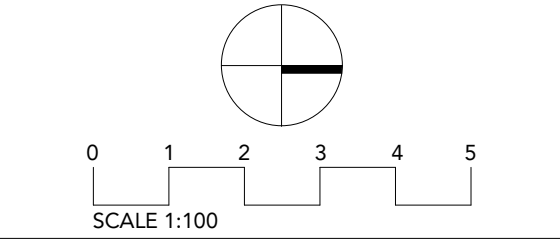
WARD ROOM: 41 ROOMS (INCL. 3 ACC.)
NEW CONCSULT: 9 ROOMS

DRAWING STATUS:		
DEVELOPMENT APPLICATION		
Rev	Revision Description	Date
1	Preliminary Issue	28.07.21
2	Preliminary Issue	05.08.21
3	ISSUE FOR DEVELOPMENT APPLICATION	27.10.21
4	ISSUE FOR DEVELOPMENT APPLICATION	14.12.21
5	ISSUE FOR DEVELOPMENT APPLICATION	15.12.21

©Copyright Team 2 Architects
This drawing is protected by copyright. All right are reserved. Unless permitted under the Copyright Act 1968, No part of this drawing may in any form or by any means be reproduced, published, broadcast or transmitted without the prior written permission of the copyright owner. Please Note: If the status of this drawing is not signed off For Construction it may be subject to change, alteration or amendment at the discretion of Team 2 Architects. If so, Team 2 Architects is not liable for any loss, damage, harm or injury whether special, consequential, direct or indirect, suffered by you or any other person as a result of your use of this drawing for construction purposes.

DRAWING LEGEND:
1. Architectural drawings shall be read in conjunction with other consultant drawings and specifications. Any discrepancies shall be referred to team 2 architects before proceeding with work.
2. All dimensions and levels are in millimeters unless noted otherwise. No dimension shall be obtained by scaling the drawing.
3. All dimensions to be checked on site with any discrepancies referred to team 2 architects before proceeding with work.
4. All work to be carried out in accordance with the requirements of the principal certifying authority, current ncc & australian standards.

- LEGEND
- NOT IN SCOPE
 - EXISTING WALL
 - NEW WALL
- FLOOR PLAN LEGEND
- WARD ROOMS
 - SUPPORT ROOMS
 - UTILITY ROOMS



TEAM 2
ARCHITECTS

SYDNEY 701/1 Chandos Street, St Leonards NSW 2065
T: +61 2 9437 3166
E: info@team2.com.au
Reg NSW: 9940

MELBOURNE Suite 204/9-11 Claremont Street, South Yarra, VIC 3141
ABN: 72 104 833 507
Reg Vic: 19340

Northside West Stage 2

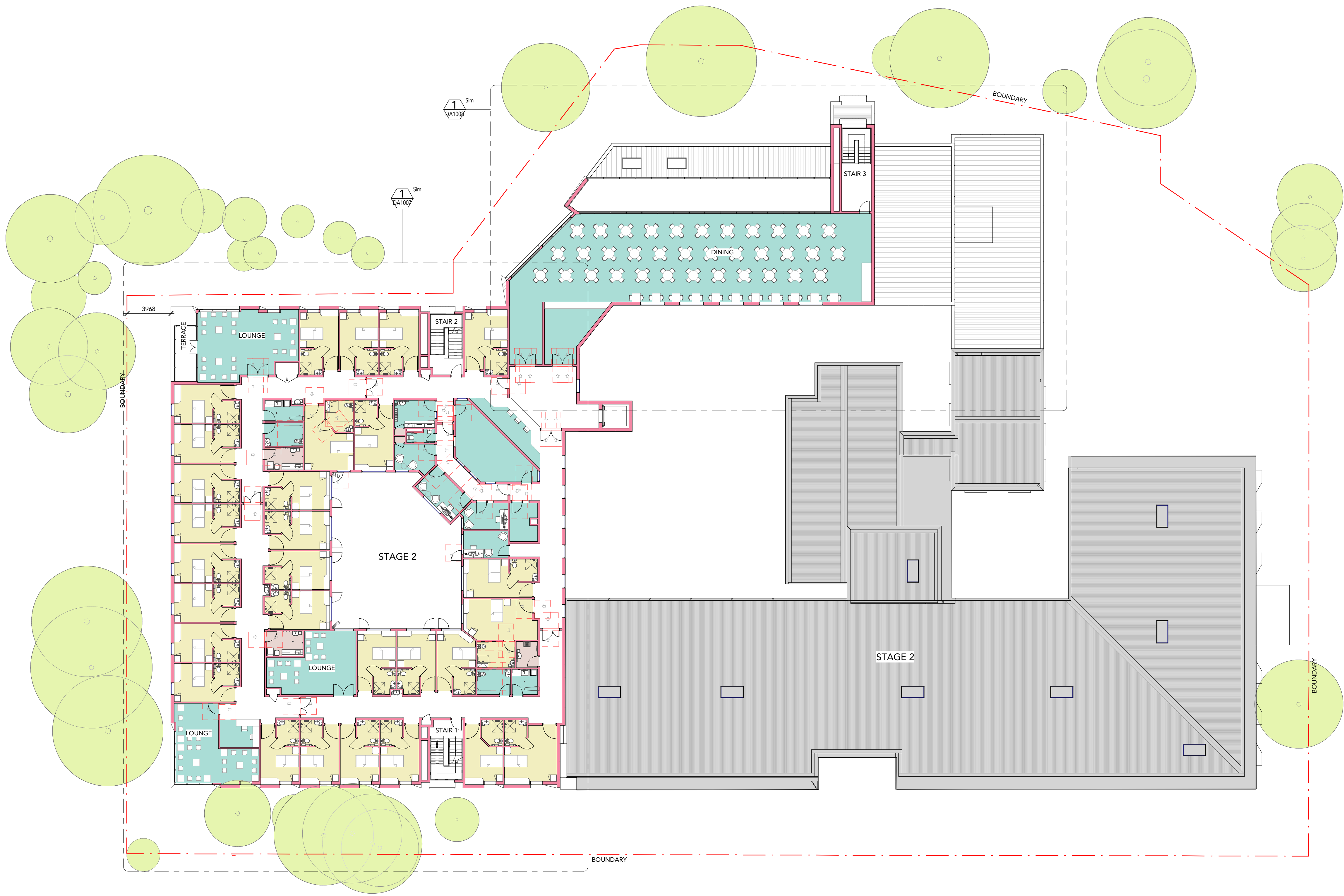
Wentworthville. NSW 2145

OVERALL SITE PLAN - LEVEL 1

Project #	Scale	Drawn	Checked
903	As @A1	IK	VM

Drawings indicated
DA0102

5



1 DA Overall - Level 2
Scale: 1 : 200

WARD ROOM: 29 ROOMS (INCL. 2 ACC.)

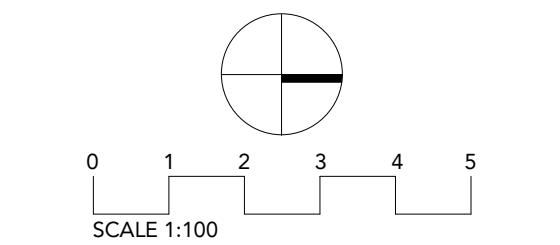
DRAWING STATUS:		
DEVELOPMENT APPLICATION		
Rev	Revision Description	Date
1	Preliminary Issue	28.07.21
2	Preliminary Issue	05.08.21
3	ISSUE FOR DEVELOPMENT APPLICATION	27.10.21
4	ISSUE FOR DEVELOPMENT APPLICATION	14.12.21
5	ISSUE FOR DEVELOPMENT APPLICATION	15.12.21

©Copyright Team 2 Architects
This drawing is protected by copyright. All right are reserved. Unless permitted under the Copyright Act 1968, No part of this drawing may in any form or by any means be reproduced, published, broadcast or transmitted without the prior written permission of the copyright owner. Please Note: If the status of this drawing is not agreed off For Construction it may be subject to change, alteration or amendment at the discretion of Team 2 Architects. If so, Team 2 Architects is not liable for any loss, damage, harm or injury whether special, consequential, direct or indirect, suffered by you or any other person as a result of your use of this drawing for construction purposes.

DRAWING LEGEND:
1. Architectural drawings shall be read in conjunction with other consultant drawings and specifications. Any discrepancies shall be referred to team 2 architects before proceeding with work.
2. All dimensions and levels are in millimeters unless noted otherwise. No dimension shall be obtained by scaling the drawing.
3. All dimensions to be checked on site with any discrepancies referred to team 2 architects before proceeding with work.
4. All work to be carried out in accordance with the requirements of the principal certifying authority, current ncc & australian standards.

LEGEND
NOT IN SCOPE
EXISTING WALL
NEW WALL

FLOOR PLAN LEGEND
WARD ROOMS
SUPPORT ROOMS
UTILITY ROOMS



TEAM 2
ARCHITECTS

SYDNEY
701/1 Chandos Street,
St Leonards NSW 2065
T: + 61 2 9437 3166
E: info@team2.com.au
Reg NSW: 9940

MELBOURNE
Suite 204/9-11 Claremont Street,
South Yarra, VIC 3141
ABN: 72 104 833 507
Reg Vic: 19340

Northside West Stage 2

Wentworthville. NSW 2145

OVERALL SITE PLAN - LEVEL 2

Project #	Scale	Drawn	Checked
903	As @A1	IK	VM

Drawings # indicated
DA0103

5



1 DA Overall - Level 3
Scale: 1 : 200

DRAWING STATUS:		
DEVELOPMENT APPLICATION		
Rev	Revision Description	Date
1	Preliminary Issue	28.07.21
2	Preliminary Issue	05.08.21
3	ISSUE FOR DEVELOPMENT APPLICATION	27.10.21
4	ISSUE FOR DEVELOPMENT APPLICATION	14.12.21
5	ISSUE FOR DEVELOPMENT APPLICATION	15.12.21

©Copyright Team 2 Architects
This drawing is protected by copyright. All right are reserved. Unless permitted under the Copyright Act 1968, No part of this drawing may in any form or by any means be reproduced, published, broadcast or transmitted without the prior written permission of the copyright owner. Please Note if the status of this drawing is not signed off For Construction it may be subject to change, alteration or amendment at the discretion of Team 2 Architects. If so, Team 2 Architects is not liable for any loss, damage, harm or injury whether special, consequential, direct or indirect, suffered by you or any other person as a result of your use of this drawing for construction purposes.

DRAWING LEGEND:
1. Architectural drawings shall be read in conjunction with other consultant drawings and specifications. Any discrepancies shall be referred to team 2 architects before proceeding with work.
2. All dimensions and levels are in millimeters unless noted otherwise. No dimension shall be obtained by scaling the drawing.
3. All dimensions to be checked on site with any discrepancies referred to team 2 architects before proceeding with work.
4. All work to be carried out in accordance with the requirements of the principal certifying authority, current ncc & australian standards.

- LEGEND**
- NOT IN SCOPE
 - EXISTING WALL
 - NEW WALL
- FLOOR PLAN LEGEND**
- WARD ROOMS
 - SUPPORT ROOMS
 - UTILITY ROOMS

SCALE 1:100

TEAM 2
ARCHITECTS

SYDNEY MELBOURNE
701/1 Chandos Street, Suite 204/9-11 Claremont Street,
St Leonards NSW 2065 South Yarra, VIC 3141
T: + 61 2 9437 3166 ABN: 72 104 833 507
E: info@team2.com.au Reg NSW: 9940 Reg Vic: 19340

Northside West Stage 2

Wentworthville. NSW 2145

OVERALL SITE PLAN - LEVEL 3

Project #	Scale	Drawn	Checked
903	As @A1	IK	VM

Drawing # indicated
DA0104

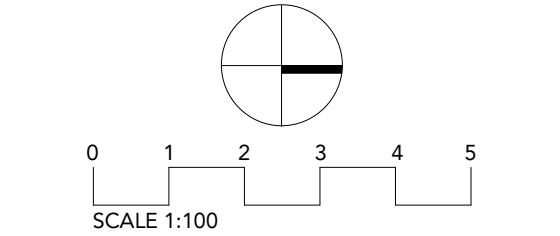
5

DRAWING STATUS:		
DEVELOPMENT APPLICATION		
Rev	Revision Description	Date
1	Preliminary Issue	28.07.21
2	Preliminary Issue	05.08.21
3	ISSUE FOR DEVELOPMENT APPLICATION	27.10.21
4	ISSUE FOR DEVELOPMENT APPLICATION	14.12.21
5	ISSUE FOR DEVELOPMENT APPLICATION	15.12.21

©Copyright Team 2 Architects
This drawing is protected by copyright. All right are reserved. Unless permitted under the Copyright Act 1968, No part of this drawing may in any form or by any means be reproduced, published, broadcast or transmitted without the prior written permission of the copyright owner. Please Note if the status of this drawing is not signed off For Construction it may be subject to change, alteration or amendment at the discretion of Team 2 Architects. If so, Team 2 Architects is not liable for any loss, damage, harm or injury whether special, consequential, direct or indirect, suffered by you or any other person as a result of your use of this drawing for construction purposes.

- DRAWING LEGEND:
1. Architectural drawings shall be read in conjunction with other consultant drawings and specifications. Any discrepancies shall be referred to team 2 architects before proceeding with work.
 2. All dimensions and levels are in millimeters unless noted otherwise. No dimension shall be obtained by scaling the drawing.
 3. All dimensions to be checked on site with any discrepancies referred to team 2 architects before proceeding with work.
 4. All work to be carried out in accordance with the requirements of the principal certifying authority, current ncc & australian standards.

- LEGEND
- NOT IN SCOPE
 - EXISTING WALL
 - NEW WALL



TEAM 2
ARCHITECTS

SYDNEY MELBOURNE
701/1 Chandos Street, Suite 204/9-11 Claremont Street,
St Leonards NSW 2065 South Yarra, VIC 3141
T: + 61 2 9437 3166 ABN: 72 104 833 507
E: info@team2.com.au
Reg NSW: 9940 Reg Vic: 19340

Project: Northside West Stage 2

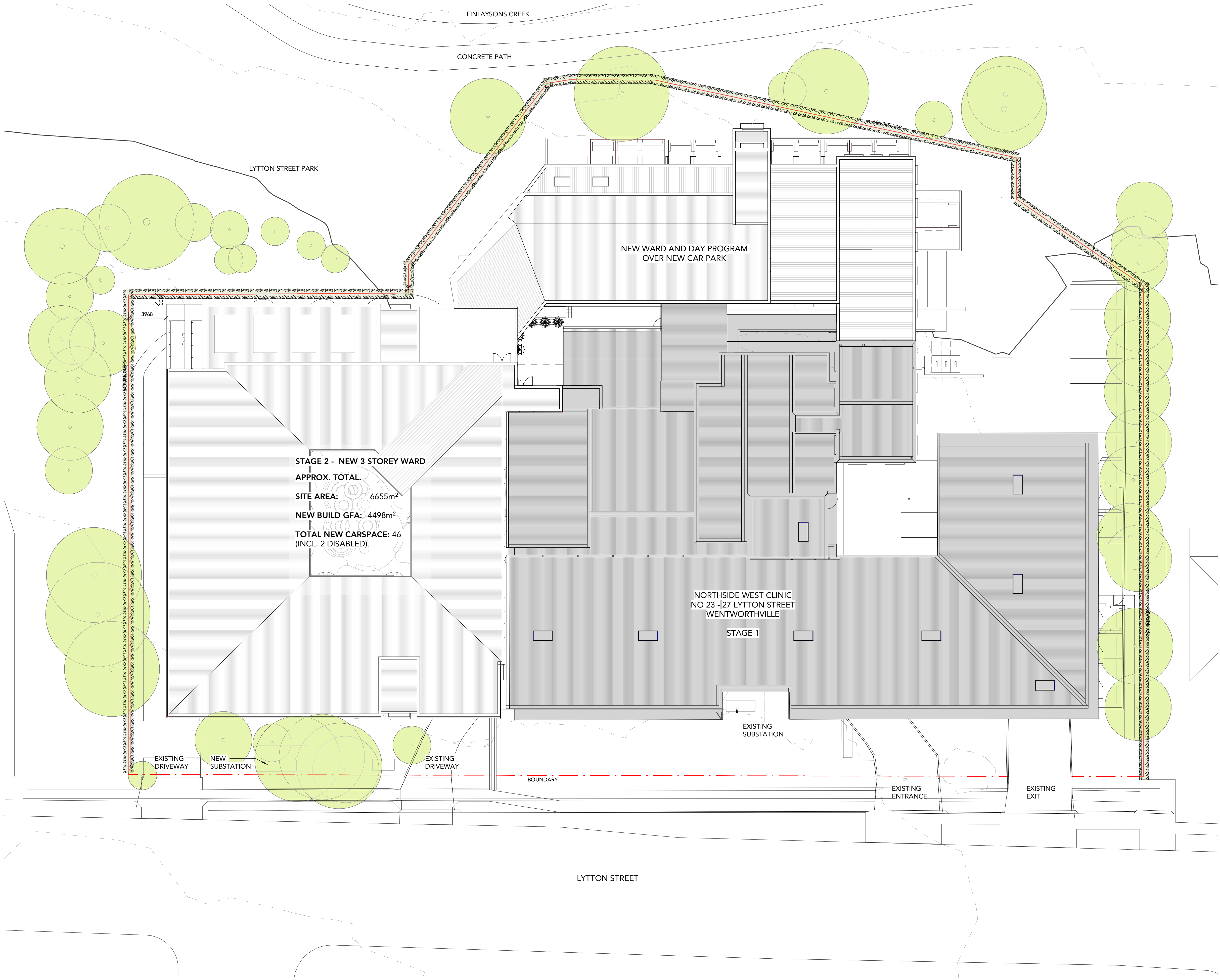
Title: Wentworthville. NSW 2145

OVERALL SITE PLAN

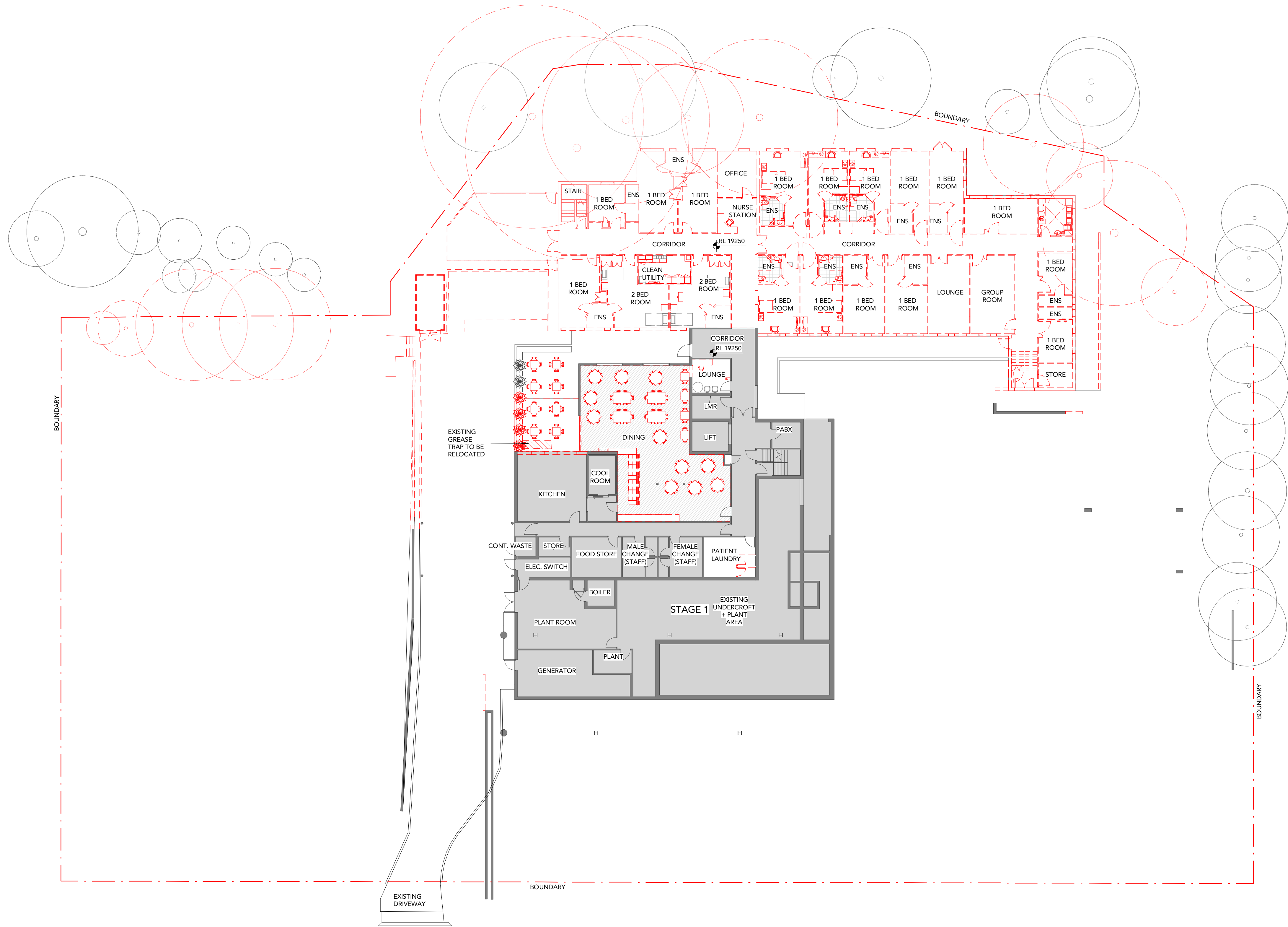
Project #	Scale	Drawn	Checked
903	As	IK	VM

Drawings: indicated
DA0105

5



1 DA Overall - Roof
Scale: 1 : 200



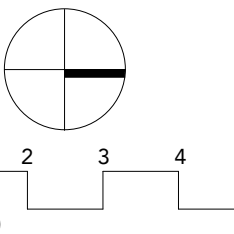
1 DA Overall Demo - Lower Ground
Scale: 1 : 200

DRAWING STATUS:		
DEVELOPMENT APPLICATION		
Rev	Revision Description	Date
1	Preliminary Issue - Demo Plan	15.10.21
2	ISSUE FOR DEVELOPMENT APPLICATION	27.10.21
3	ISSUE FOR DEVELOPMENT APPLICATION	14.12.21
4	ISSUE FOR DEVELOPMENT APPLICATION	15.12.21

©Copyright Team 2 Architects
This drawing is protected by copyright. All right are reserved. Unless permitted under the Copyright Act 1968, No part of this drawing may in any form or by any means be reproduced, published, broadcast or transmitted without the prior written permission of the copyright owner. Please Note if the status of this drawing is not signed off For Construction it may be subject to change, alteration or amendment at the discretion of Team 2 Architects. If so, Team 2 Architects is not liable for any loss, damage, harm or injury whether special, consequential, direct or indirect, suffered by you or any other person as a result of your use of this drawing for construction purposes.

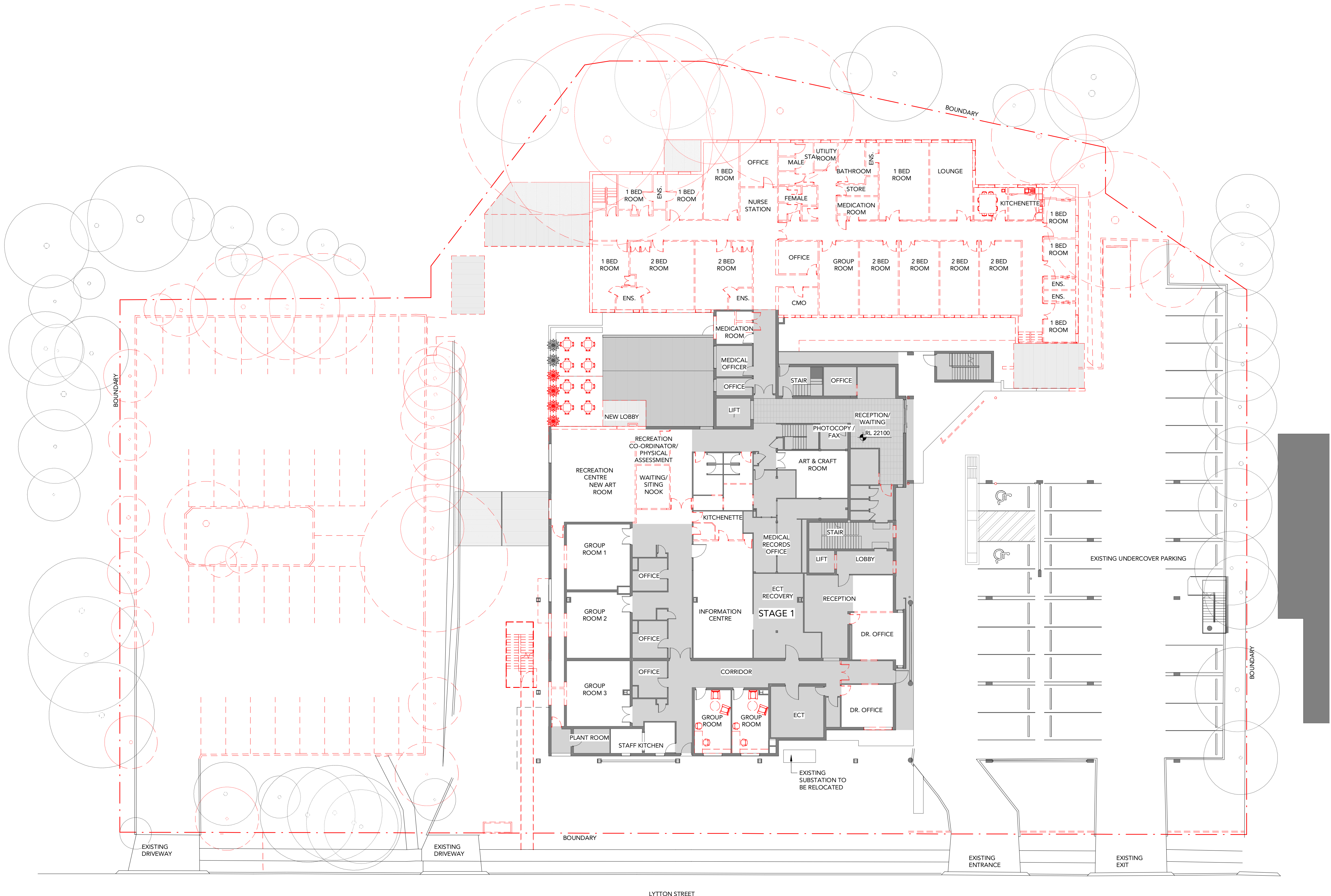
DRAWING LEGEND:
1. Architectural drawings shall be read in conjunction with other consultant drawings and specifications. Any discrepancies shall be referred to team 2 architects before proceeding with work.
2. All dimensions and levels are in millimeters unless noted otherwise. No dimension shall be obtained by scaling the drawing.
3. All dimensions to be checked on site with any discrepancies referred to team 2 architects before proceeding with work.
4. All work to be carried out in accordance with the requirements of the principal certifying authority, current ncc & Australian standards.

- LEGEND
- EXISTING TREE TO BE RELOCATED
 - WALL, DOOR AND WINDOW TO BE DEMOLISHED
 - NOT PART OF SCOPE



TEAM 2
ARCHITECTS
SYDNEY MELBOURNE
701/1 Chandos Street, Suite 204/9-11 Claremont Street,
St Leonards NSW 2065 South Yarra, VIC 3141
T: + 61 2 9437 3166 ABN: 72 104 833 507
E: info@team2.com.au Reg NSW: 9940 Reg Vic: 19340

Northside West Stage 2
Wentworthville. NSW 2145
Title:
OVERALL DEMOLITION - LOWER
GROUND
903 Scale: As @A1 IK Checker
Drawings & indicated
DA0500 4



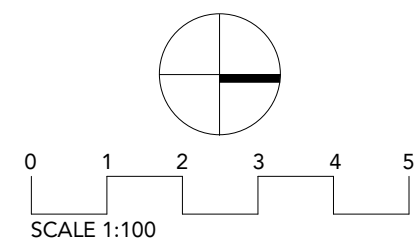
1 DA Overall Demo - Ground Floor
Scale: 1 : 200

DRAWING STATUS:		
DEVELOPMENT APPLICATION		
Rev	Revision Description	Date
1	Preliminary Issue - Demo Plan	15.10.21
2	ISSUE FOR DEVELOPMENT APPLICATION	27.10.21
3	ISSUE FOR DEVELOPMENT APPLICATION	14.12.21
4	ISSUE FOR DEVELOPMENT APPLICATION	15.12.21

©Copyright Team 2 Architects
This drawing is protected by copyright. All right are reserved. Unless permitted under the Copyright Act 1968, No part of this drawing may in any form or by any means be reproduced, published, broadcast or transmitted without the prior written permission of the copyright owner. Please Note if the status of this drawing is not signed off For Construction it may be subject to change, alteration or amendment at the discretion of Team 2 Architects. If so, Team 2 Architects is not liable for any loss, damage, harm or injury whether special, consequential, direct or indirect, suffered by you or any other person as a result of your use of this drawing for construction purposes.

DRAWING LEGEND:
1. Architectural drawings shall be read in conjunction with other consultant drawings and specifications. Any discrepancies shall be referred to team 2 architects before proceeding with work.
2. All dimensions and levels are in millimeters unless noted otherwise. No dimension shall be obtained by scaling the drawing.
3. All dimensions to be checked on site with any discrepancies referred to team 2 architects before proceeding with work.
4. All work to be carried out in accordance with the requirements of the principal certifying authority, current ncc & australian standards.

- LEGEND
- EXISTING TREE TO BE RELOCATED
 - WALL, DOOR AND WINDOW TO BE DEMOLISHED
 - NOT PART OF SCOPE



TEAM 2 ARCHITECTS

SYDNEY MELBOURNE
701/1 Chandos Street, Suite 204/9-11 Claremont Street,
St Leonards NSW 2065 South Yarra, VIC 3141
T: + 61 2 9437 3166 A: 72 104 833 507
E: info@team2.com.au Reg NSW: 9940 Reg Vic: 19340

Northside West Stage 2

Wentworthville. NSW 2145

OVERALL DEMOLITION - GROUND

Project # 903 Scale As @A1 Doc IK Cldt IK

Drawing # indicated DA0501 Rev: 4

The image consists of two architectural drawings: a site plan on the left and a floor plan on the right.




Site Plan (Left):

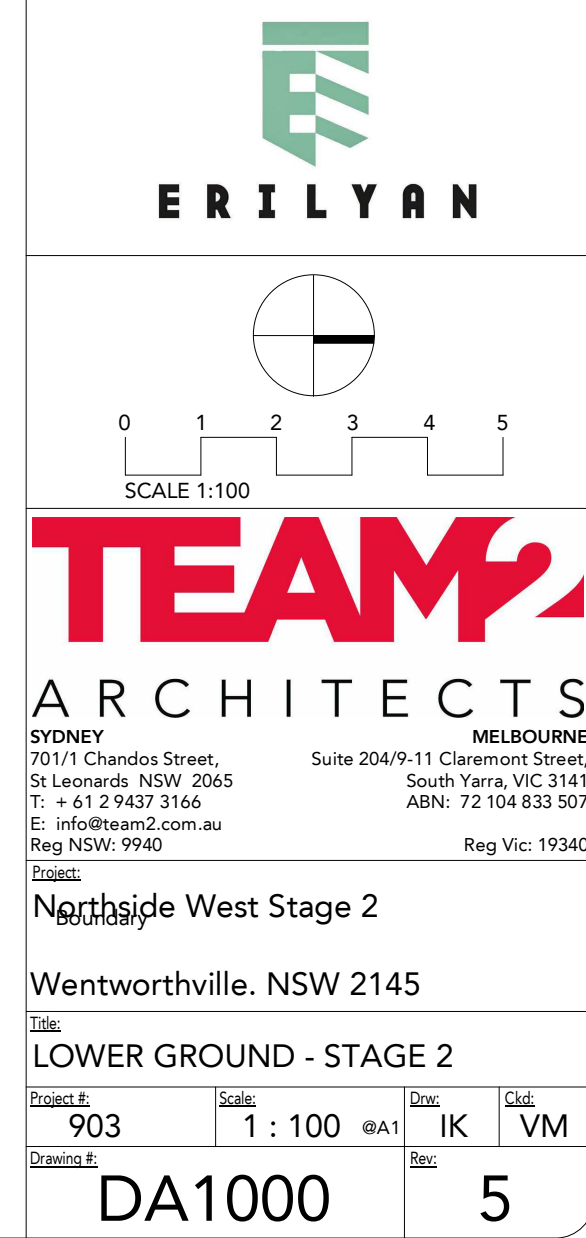
- Boundary:** A red dashed line indicates the site boundary.
- Landscaping:** Areas labeled "LANDSCAPE AND PLANTING TO LANDSCAPE ARCHITECT DETAILS" are shown with hatched patterns.
- Stair 2:** A staircase is shown in a red-outlined box.
- RL 2000:** A spot height marker.
- RL 20500:** A spot height marker.
- RL 20751:** A spot height marker.
- DA2001:** A circular marker with the text "DA2001".
- BOUDARY:** A label for the boundary line.

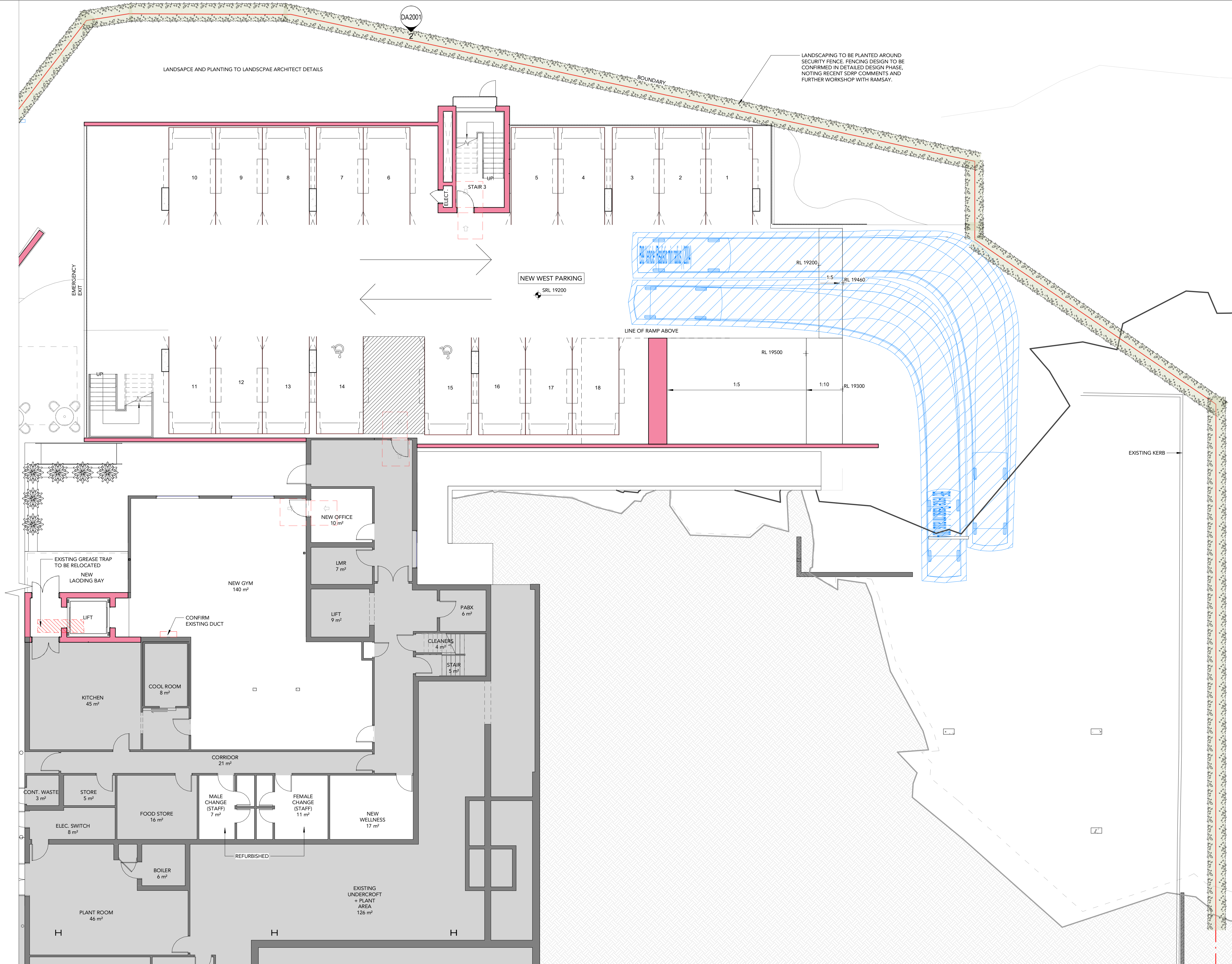
Floor Plan (Right):

- NEW OFFICE:** 10 m².
- LMR:** 7 m².
- Lift:** 9 m².
- NEW GYM:** 140 m².
- RL 19250:** A spot height marker.
- KITCHEN:** 45 m².
- COOL ROOM:** 8 m².
- CORRIDOR:** 21 m².
- CONT. WASTE:** 3 m².
- STORE:** 5 m².
- ELEC. SWITCH:** 8 m².
- FOOD STORE:** 16 m².
- MALE CHANGE (STAFF):** 7 m².
- FEMALE CHANGE (STAFF):** 11 m².
- NEW WELLNESS:** 17 m².
- REFRUBISHED:** A label for a specific area.
- STAGE 1:** A large area labeled "STAGE 1".
- EXISTING UNDERCROFT + PLANT AREA:** 126 m².
- PLANT ROOM:** 46 m².
- GENERATOR:** 35 m².
- PLANT:** 7 m².
- BOILER:** 6 m².
- EXISTING GREASE TRAP TO BE RELOCATED:** A label for a specific area.
- NEW LAODING BAY:** RL 19250.
- LIFT:** A label for a specific area.
- EXISTING RETAINING WALL:** A label for a specific area.

LEGEND

	NOT IN SCOPE
	EXISTING WALL
	NEW WALL





1 DA - Lower Ground West Parking and Stage 1
Scale: 1 : 100

DRAWING STATUS:		
DEVELOPMENT APPLICATION		
Rev	Revision Description	Date
1	Preliminary Issue	28.07.21
2	Preliminary Issue	05.08.21
3	ISSUE FOR DEVELOPMENT APPLICATION	27.10.21
4	Issue For Information	29.10.21
5	ISSUE FOR DEVELOPMENT APPLICATION	14.12.21
6	ISSUE FOR DEVELOPMENT APPLICATION	15.12.21

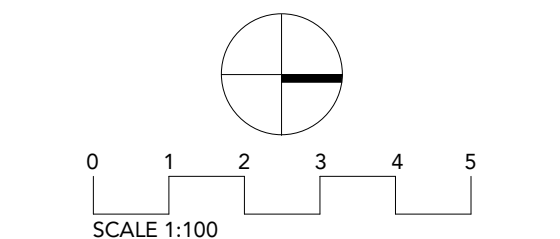
©Copyright Team 2 Architects
This drawing is protected by copyright. All right are reserved. Unless permitted under the Copyright Act 1968, No part of this drawing may in any form or by any means be reproduced, published, broadcast or transmitted without the prior written permission of the copyright owner. Please Note if the status of this drawing is not agreed off For Construction it may be subject to change, alteration or amendment at the discretion of Team 2 Architects. If so, Team 2 Architects is not liable for any loss, damage, harm or injury whether special, consequential, direct or indirect, suffered by you or any other person as a result of your use of this drawing for construction purposes.

DRAWING LEGEND:

1. Architectural drawings shall be read in conjunction with other consultant drawings and specifications. Any discrepancies shall be referred to team 2 architects before proceeding with work.
2. All dimensions and levels are in millimeters unless noted otherwise. No dimension shall be obtained by scaling the drawing.
3. All dimensions to be checked on site with any discrepancies referred to team 2 architects before proceeding with work.
4. All work to be carried out in accordance with the requirements of the principal certifying authority, current ncc & Australian standards.

LEGEND

- NOT IN SCOPE
- EXISTING WALL
- NEW WALL



TEAM 2 ARCHITECTS
SYDNEY 701/1 Chandos Street, St Leonards NSW 2065
T: +61 2 9437 3166
E: info@team2.com.au
Reg NSW: 9940

MELBOURNE Suite 204/9-11 Claremont Street, South Yarra, VIC 3141
ABN: 72 104 833 507
Reg Vic: 19340

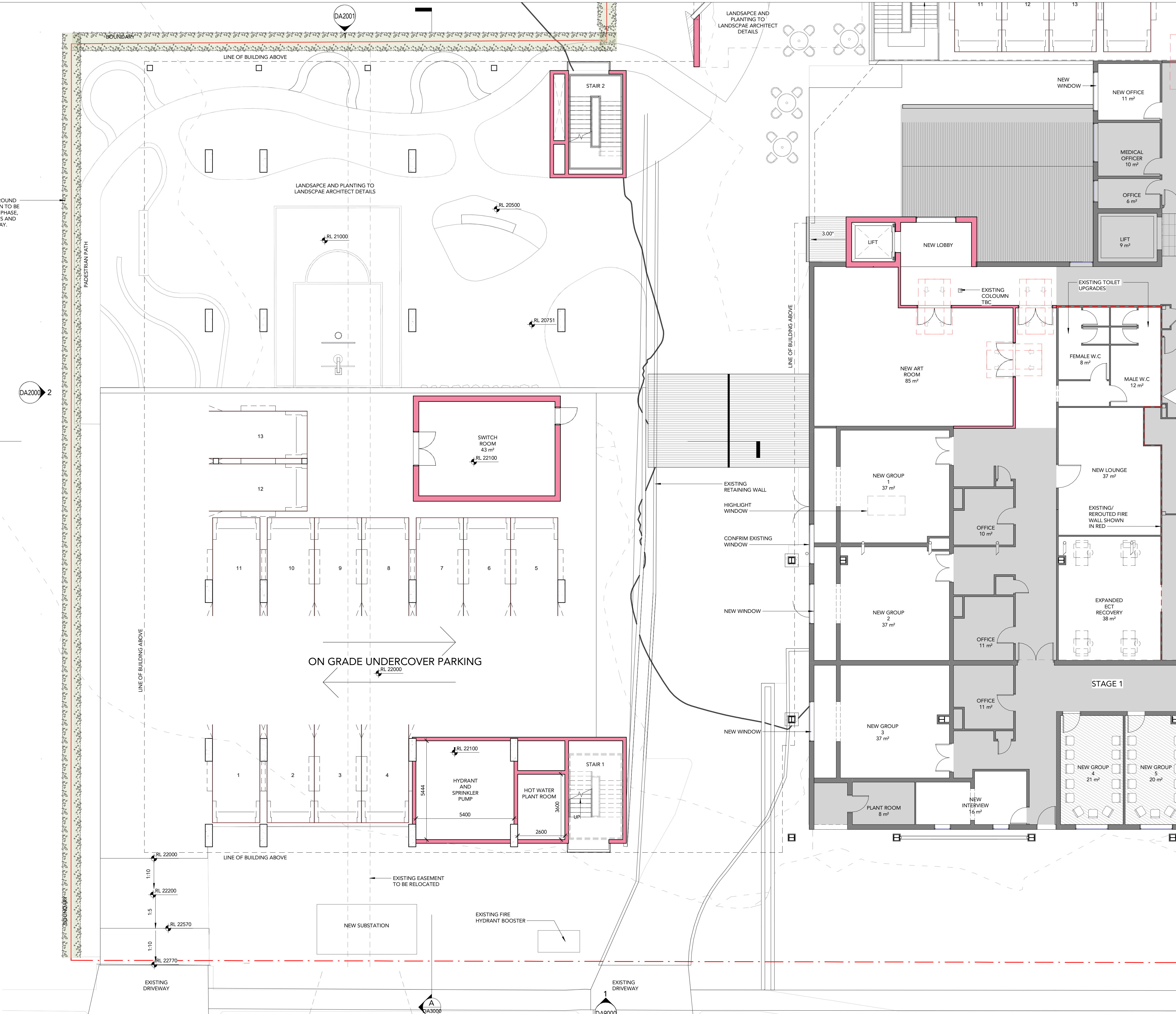
Northside West Stage 2

Wentworthville. NSW 2145

LOWER GROUND - WEST PARKING

Project #	Scale	Doc	Clk
903	1 : 100 @A1	IK	VM

Drawing #	Rev
DA1001	6



1 DA - Ground Floor Stage 2
Scale: 1 : 100

DRAWING STATUS:		
DEVELOPMENT APPLICATION		
Rev	Revision Description	Date
1	Preliminary Issue	28.07.21
2	Preliminary Issue	05.08.21
3	ISSUE FOR DEVELOPMENT APPLICATION	27.10.21
4	ISSUE FOR DEVELOPMENT APPLICATION	14.12.21
5	ISSUE FOR DEVELOPMENT APPLICATION	15.12.21
©Copyright Team 2 Architects		
This drawing is protected by copyright. All rights are reserved. Unless permitted under the Copyright Act 1968, no part of this drawing may in any form or by any means be reproduced, published, broadcast or transmitted without the prior written permission of the copyright owner. Please Note: If the status of this drawing is not signed off for Construction it may be subject to change, alteration or amendment at the discretion of Team 2 Architects. If so, Team 2 Architects is not liable for any loss, damage, harm or injury whether special, consequential, direct or indirect, suffered by you or any other person as a result of your use of this drawing for construction purposes.		
DRAWING LEGEND:		
1. Architectural drawings shall be read in conjunction with other consultant drawings and specifications. Any discrepancies shall be referred to team 2 architects before proceeding with work.		
2. All dimensions and levels are in millimeters unless noted otherwise. No dimension shall be obtained by scaling the drawing.		
3. All dimensions to be checked on site with any discrepancies referred to team 2 architects before proceeding with work.		
4. All work to be carried out in accordance with the requirements of the principal certifying authority, current ncc & Australian standards.		

LEGEND	
	NOT IN SCOPE
	EXISTING WALL
	NEW WALL

701/1 Chandos Street, Suite 204/9-11 Claremont Street, St Leonards NSW 2065
T: +61 2 9437 3166
E: info@team2.com.au
Reg NSW: 9940

MELBOURNE
South Yarra, VIC 3141
ABN: 72 104 833 507
Reg Vic: 19340

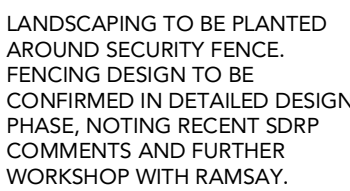
Northside West Stage 2

Wentworthville. NSW 2145

Title: **GROUND - STAGE 2**

Project #	Scale	Doc	Clk
903	1 : 100 @A1	IK	VM

Drawing #	Rev
DA1002	5

[illegible]

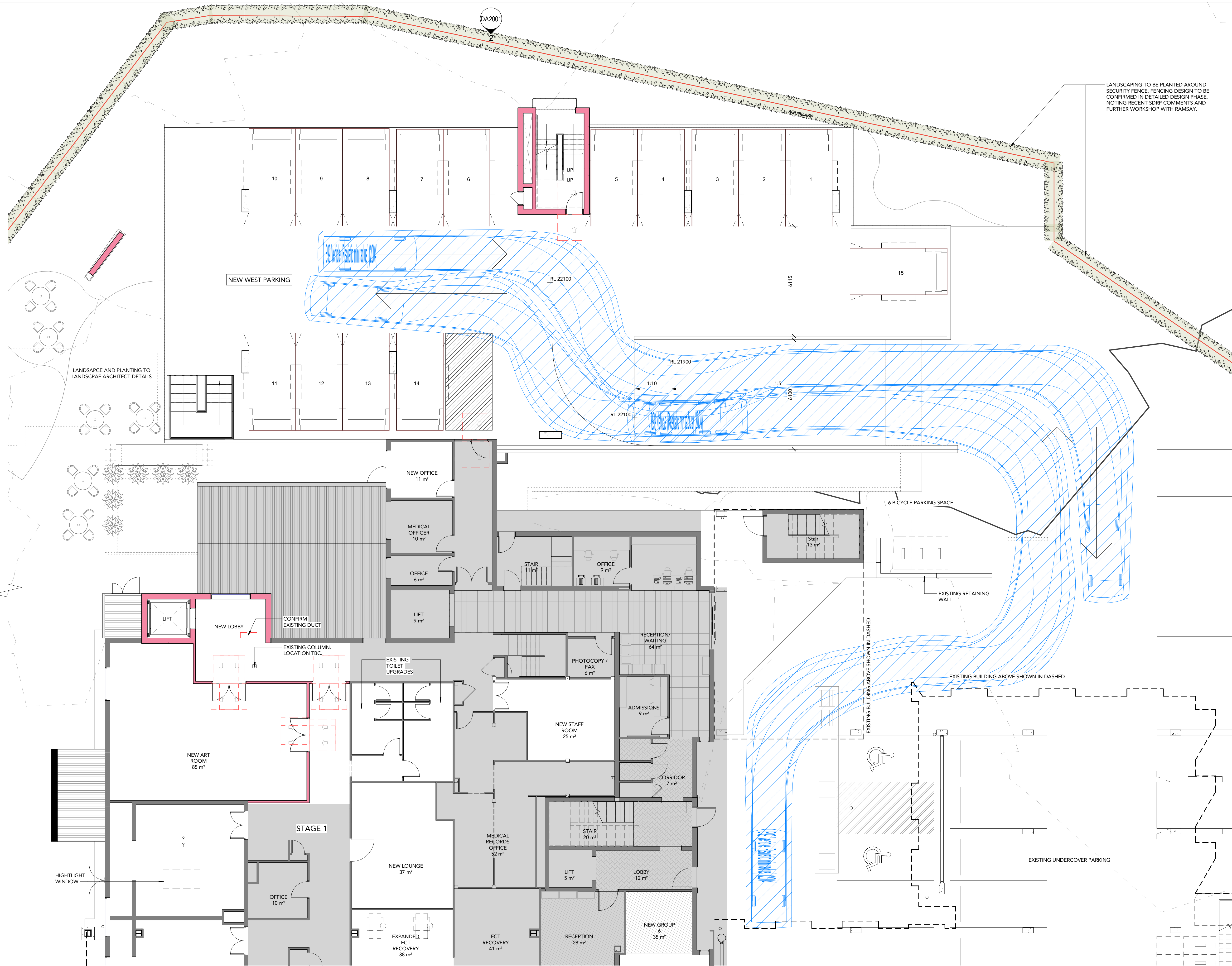
©Copyright Team 2 Architects
This drawing is protected by copyright. All rights are reserved. Unless permitted under the Copyright Act 1988. No part of this drawing may in any form or by any means be reproduced, published, broadcast or transmitted without the prior written permission of the copyright owner. Please Note: If the status of this drawing is not signed off For Construction it may be subject to change, alteration or amendment at the discretion of Team 2 Architects. If so, Team 2 Architects is not liable for any loss, damage, harm or injury whether special, consequential, direct or indirect, suffered by you or any other person as a result of your use of this drawing for construction purposes.

DRAWING LEGEND:

1. Architectural drawings shall be read in conjunction with other consultant drawings and specifications. Any discrepancies shall be referred to team 2 architects before proceeding with work.
2. All dimensions and levels are in millimeters unless noted otherwise. No dimension shall be obtained by scaling the drawing.
3. All dimensions to be checked on site with any discrepancies referred to team 2 architects before proceeding with work.
4. All work to be carried out in accordance with the requirements of the principal certifying authority, current ncc & Australian standards.

LEGEND

-  NOT IN SCOPE
 EXISTING WALL
 NEW WALL



1 DA - Ground Floor West Parking
Scale: 1 : 100

DRAWING STATUS:

Rev	Revision Description	Date
1	Preliminary Issue	28.07.21
2	Preliminary Issue	05.08.21
3	ISSUE FOR DEVELOPMENT APPLICATION	27.10.21
4	Issue For Information	29.10.21
5	ISSUE FOR DEVELOPMENT APPLICATION	14.12.21
6	ISSUE FOR DEVELOPMENT APPLICATION	15.12.21

©Copyright Team 2 Architects
This drawing is protected by copyright. All right are reserved. Unless permitted under the Copyright Act 1968, No part of this drawing may in any form or by any means be reproduced, published, broadcast or transmitted without the prior written permission of the copyright owner. Please Note if the status of this drawing is not agreed off For Construction it may be subject to change, alteration or amendment at the discretion of Team 2 Architects. If so, Team 2 Architects is not liable for any loss, damage, harm or injury whether special, consequential, direct or indirect, suffered by you or any other person as a result of your use of this drawing for construction purposes.

DRAWING LEGEND:

1. Architectural drawings shall be read in conjunction with other consultant drawings and specifications. Any discrepancies shall be referred to team 2 architects before proceeding with work.

2. All dimensions and levels are in millimeters unless noted otherwise. No dimension shall be obtained by scaling the drawing.

3. All dimensions to be checked on site with any discrepancies referred to team 2 architects before proceeding with work.

4. All work to be carried out in accordance with the requirements of the principal certifying authority, current ncc & Australian standards.

LEGEND

NOT IN SCOPE

EXISTING WALL

NEW WALL

ERILYAN

SCALE 1:100

TEAM 2

ARCHITECTS

SYDNEY
701/1 Chandos Street,
St Leonards NSW 2065
T: +61 2 9437 3166
E: info@team2.com.au
Reg NSW: 9940

MELBOURNE
Suite 204/9-11 Claremont Street,
South Yarra, VIC 3141
ABN: 72 104 833 507
Reg Vic: 19340

Northside West Stage 2

Wentworthville. NSW 2145

Title:
GROUND - WEST PARKING

Project #
903

Scale
1 : 100

Drawn
@A1

Check
IK

Client
VM

DA1004

6



DRAWING STATUS:		
DEVELOPMENT APPLICATION		
Rev	Revision Description	Date
1	Preliminary Issue	28.07.21
2	Preliminary Issue	05.08.21
3	ISSUE FOR DEVELOPMENT APPLICATION	27.10.21
4	ISSUE FOR DEVELOPMENT APPLICATION - UPDATED	08.11.21
5	ISSUE FOR DEVELOPMENT APPLICATION	14.12.21
6	ISSUE FOR DEVELOPMENT APPLICATION	15.12.21

©Copyright Team 2 Architects
This drawing is protected by copyright. All right are reserved. Unless permitted under the Copyright Act 1968, No part of this drawing may in any form or by any means be reproduced, published, broadcast or transmitted without the prior written permission of the copyright owner. Please Note if the status of this drawing is not signed off For Construction it may be subject to change, alteration or amendment at the discretion of Team 2 Architects. If so, Team 2 Architects is not liable for any loss, damage, harm or injury whether special, consequential, direct or indirect, suffered by you or any other person as a result of your use of this drawing for construction purposes.

- DRAWING LEGEND:
1. Architectural drawings shall be read in conjunction with other consultant drawings and specifications. Any discrepancies shall be referred to team 2 architects before proceeding with work.
 2. All dimensions and levels are in millimeters unless noted otherwise. No dimension shall be obtained by scaling the drawing.
 3. All dimensions to be checked on site with any discrepancies referred to team 2 architects before proceeding with work.
 4. All work to be carried out in accordance with the requirements of the principal certifying authority, current ncc & Australian standards.

- LEGEND
- NOT IN SCOPE
 - EXISTING WALL
 - NEW WALL
- FLOOR PLAN LEGEND
- WARD ROOMS
 - SUPPORT ROOMS
 - UTILITY ROOMS

TEAM 2
ARCHITECTS
SYDNEY
701/1 Chandos Street,
St Leonards NSW 2065
T: +61 2 9437 3166
E: info@team2.com.au
Reg NSW: 9940

MELBOURNE
Suite 204/9-11 Claremont Street,
South Yarra, VIC 3141
ABN: 72 104 833 507
Reg Vic: 19340

DA1005

6

1 DA - Level 1
Scale: 1 : 100

Ward Room: 41 Rooms
New Consult: 9 Rooms

Northside West Stage 2			
Wentworthville. NSW 2145			
LEVEL 1 - STAGE 2			
Project #	Scale	Doc	Clk
903	1 : 100 @A1	IK	VM
Drawing #	Rev		
DA1005	6		



1 Level 1 - West Block
Scale: 1 : 100

DRAWING STATUS:
DEVELOPMENT APPLICATION

Rev	Revision Description	Date
1	Preliminary Issue	28.07.21
2	Preliminary Issue	05.08.21
3	ISSUE FOR DEVELOPMENT APPLICATION	27.10.21
4	ISSUE FOR DEVELOPMENT APPLICATION	14.12.21
5	ISSUE FOR DEVELOPMENT APPLICATION	15.12.21

©Copyright Team 2 Architects
This drawing is protected by copyright. All rights are reserved. Unless permitted under the Copyright Act 1968, No part of this drawing may in any form or by any means be reproduced, published, broadcast or transmitted without the prior written permission of the copyright owner. Please Note: If the status of this drawing is not signed off For Construction it may be subject to change, alteration or amendment at the discretion of Team 2 Architects. If so, Team 2 Architects is not liable for any loss, damage, harm or injury whether special, consequential, direct or indirect, suffered by you or any other person as a result of your use of this drawing for construction purposes.

DRAWING LEGEND:

1. Architectural drawings shall be read in conjunction with other consultant drawings and specifications. Any discrepancies shall be referred to team 2 architects before proceeding with work.
2. All dimensions and levels are in millimeters unless noted otherwise. No dimension shall be obtained by scaling the drawing.
3. All dimensions to be checked on site with any discrepancies referred to team 2 architects before proceeding with work.
4. All work to be carried out in accordance with the requirements of the principal certifying authority, current ncc & Australian standards.

LEGEND

NOT IN SCOPE
EXISTING WALL
NEW WALL

FLOOR PLAN LEGEND

WARD ROOMS
SUPPORT ROOMS
UTILITY ROOMS

ERILYAN

0 1 2 3 4 5
SCALE 1:100

TEAM 2 ARCHITECTS

SYDNEY
701/1 Chandos Street,
St Leonards NSW 2065
T: +61 2 9437 3166
E: info@team2.com.au
Reg NSW: 9940

MELBOURNE
Suite 204/9-11 Claremont Street,
South Yarra, VIC 3141
ABN: 72 104 833 507
Reg Vic: 19340

Northside West Stage 2

Wentworthville. NSW 2145

LEVEL 1 - WEST BLOCK

Project #	Scale	Doc	Clk
903	1 : 100 @A1	IK	VM

Drawing #	Rev
DA1006	5



1 DA - Level 2
Scale: 1 : 100

A DA3000

1 DA9000

WARD ROOM: 29 ROOMS (INCL. 2 ACC.)

BOUNDARY

DRAWING STATUS:

Rev	Revision Description	Date
1	Preliminary Issue	28.07.21
2	Preliminary Issue	05.08.21
3	ISSUE FOR DEVELOPMENT APPLICATION	27.10.21
4	ISSUE FOR DEVELOPMENT APPLICATION	14.12.21
5	ISSUE FOR DEVELOPMENT APPLICATION	15.12.21

DEVELOPMENT APPLICATION

©Copyright Team 2 Architects
This drawing is protected by copyright. All rights are reserved. Unless permitted under the Copyright Act 1968, no part of this drawing may in any form or by any means be reproduced, published, broadcast or transmitted without the prior written permission of the copyright owner. Please Note: If the status of this drawing is not signed off for Construction it may be subject to change, alteration or amendment at the discretion of Team 2 Architects. If so, Team 2 Architects is not liable for any loss, damage, harm or injury whether special, consequential, direct or indirect, suffered by you or any other person as a result of your use of this drawing for construction purposes.

DRAWING LEGEND:

- Architectural drawings shall be read in conjunction with other consultant drawings and specifications. Any discrepancies shall be referred to team 2 architects before proceeding with work.
- All dimensions and levels are in millimeters unless noted otherwise. No dimension shall be obtained by scaling the drawing.
- All dimensions to be checked on site with any discrepancies referred to team 2 architects before proceeding with work.
- All work to be carried out in accordance with the requirements of the principal certifying authority, current ncc & Australian standards.

LEGEND

- NOT IN SCOPE
- EXISTING WALL
- NEW WALL

FLOOR PLAN LEGEND

- WARD ROOMS
- SUPPORT ROOMS
- UTILITY ROOMS

ERILYAN

0 1 2 3 4 5
SCALE 1:100

TEAM 2 ARCHITECTS

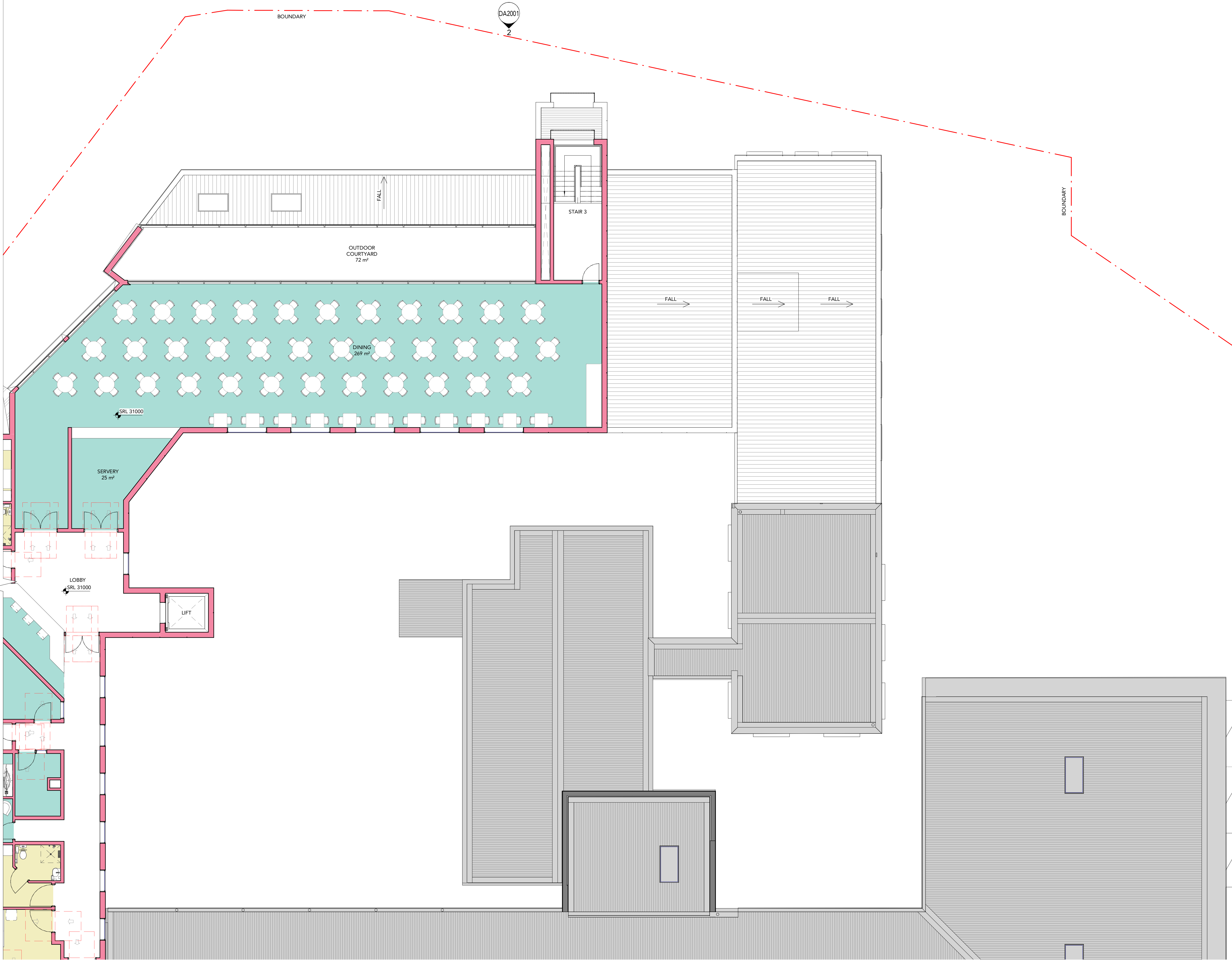
SYDNEY MELBOURNE
701/1 Chandos Street, Suite 204/9-11 Claremont Street,
St Leonards NSW 2065 South Yarra, VIC 3141
T: +61 2 9437 3166 ABN: 72 104 833 507
E: info@team2.com.au Reg NSW: 9940 Reg Vic: 19340

Northside West Stage 2

Wentworthville. NSW 2145

LEVEL 2 - STAGE 2

Project #	Scale	Doc	Clk
903	1 : 100 @A1	IK	VM
Drawing #			
DA1007			5




1 Level 2 - West Block
Scale: 1 : 100

DRAWING STATUS:		
DEVELOPMENT APPLICATION		
Rev	Revision Description	Date
1	Preliminary Issue	28.07.21
2	Preliminary Issue	05.08.21
3	ISSUE FOR DEVELOPMENT APPLICATION	27.10.21
4	ISSUE FOR DEVELOPMENT APPLICATION	14.12.21
5	ISSUE FOR DEVELOPMENT APPLICATION	15.12.21

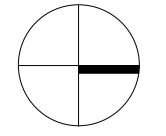
©Copyright Team 2 Architects
This drawing is protected by copyright. All right are reserved. Unless permitted under the Copyright Act 1968, No part of this drawing may in any form or by any means be reproduced, published, broadcast or transmitted without the prior written permission of the copyright owner. Please Note if the status of this drawing is not signed off For Construction it may be subject to change, alteration or amendment at the discretion of Team 2 Architects. If so, Team 2 Architects is not liable for any loss, damage, harm or injury whether special, consequential, direct or indirect, suffered by you or any other person as a result of your use of this drawing for construction purposes.

DRAWING LEGEND:
1. Architectural drawings shall be read in conjunction with other consultant drawings and specifications. Any discrepancies shall be referred to team 2 architects before proceeding with work.
2. All dimensions and levels are in millimeters unless noted otherwise. No dimension shall be obtained by scaling the drawing.
3. All dimensions to be checked on site with any discrepancies referred to team 2 architects before proceeding with work.
4. All work to be carried out in accordance with the requirements of the principal certifying authority, current ncc & Australian standards.


- LEGEND
- NOT IN SCOPE
 - EXISTING WALL
 - NEW WALL
- FLOOR PLAN LEGEND
- WARD ROOMS
 - SUPPORT ROOMS
 - UTILITY ROOMS



ERILYAN



0 1 2 3 4 5
SCALE 1:100



TEAM 2 ARCHITECTS

SYDNEY 701/1 Chandos Street, Suite 204/9-11 Claremont Street, South Yarra, VIC 3141
T: +61 2 9437 3166 E: info@team2.com.au Reg NSW: 9940 Reg Vic: 19340

Northside West Stage 2

Wentworthville. NSW 2145

LEVEL 2 - WEST BLOCK

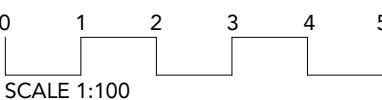
Project #	Scale	Doc	Cld
903	1 : 100 @A1	IK	VM
Drawing #			
DA1008			5



©Copyright Team 2 Architects
This drawing is protected by copyright. All right are reserved. Unless permitted under the Copyright Act 1958. No part of this drawing may in any form or by any means be reproduced, published, broadcast or transmitted without the prior written permission of the copyright owner. Please Note: If the status of this drawing is not signed off For Construction it may be subject to change, alteration or amendment at the discretion of Team 2 Architects. If so, Team 2 Architects is not liable for any loss, damage, harm or injury whether special, consequential, direct or indirect, suffered by you or any other person as a result of your use of this drawing for construction purposes.

©Copyright Team 2 Architects
This drawing is protected by copyright. All right are reserved. Unless permitted under the Copyright Act 1968. No part of this drawing may in any form or by any means be reproduced, published, broadcast or transmitted without the prior written permission of the copyright owner. Please Note: If the status of this drawing is not signed off For Construction it may be subject to change, alteration or amendment at the discretion of Team 2 Architects. If so, Team 2 Architects is not liable for any loss, damage, harm or injury whether special, consequential, direct or indirect, suffered by you or any other person as a result of your use of this drawing for construction purposes.

1. Architectural drawings shall be read in conjunction with other consultant drawings and specifications. Any discrepancies shall be referred to team 2 architects before proceeding with work.
2. All dimensions and levels are in millimeters unless noted otherwise. No dimension shall be obtained by scaling the drawing.
3. All dimensions to be checked on site with any discrepancies referred to team 2 architects before proceeding with work.
4. All work to be carried out in accordance with the requirements of the principal certifying authority, current ncc & australian standards.

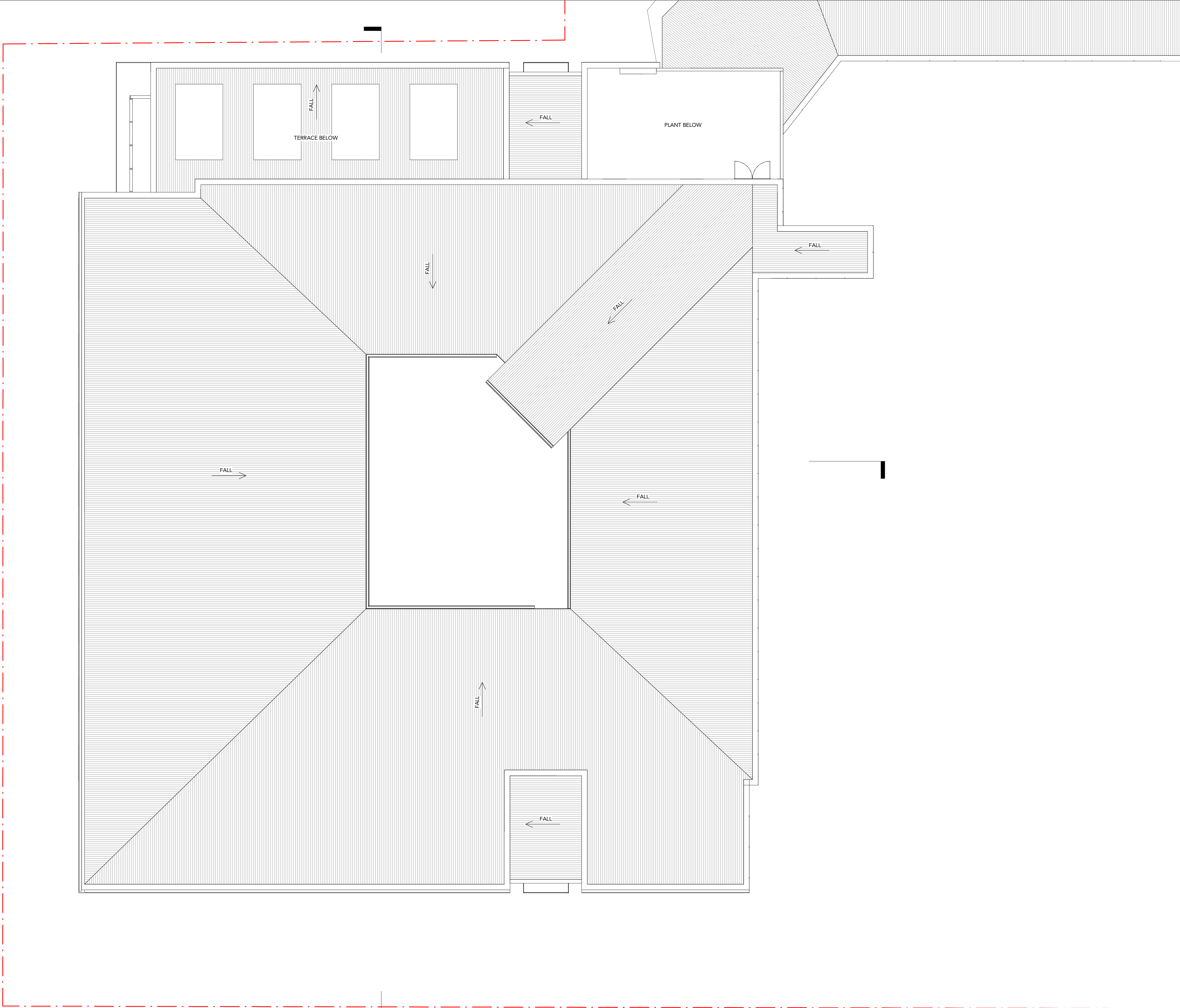


A R C H I T E C T S

SYDNEY 701/1 Chandos Street, St Leonards NSW 2065 T: + 61 2 9437 3166 E: info@team2.com.au Reg NSW: 9940	MELBOURNE Suite 204/9-11 Claremont Street, South Yarra, VIC 3141 ABN: 72 104 833 507 Reg Vic: 19340
--	--

Project #:	Scale:	Draw:	Ckd:
903	1 : 100 @A1	IK	VM
Drawing #:		Rev:	

5



DA2000 2

B
DA3000

1 DA - Roof
Scale: 1 : 100

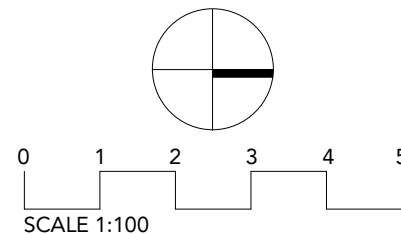
A
DA3000

1
DA9000

DRAWING STATUS:		
DEVELOPMENT APPLICATION		
Rev	Revision Description	Date
1	Preliminary Issue	28.07.21
2	Preliminary Issue	05.08.21
3	ISSUE FOR DEVELOPMENT APPLICATION	27.10.21
4	ISSUE FOR DEVELOPMENT APPLICATION	14.12.21
5	ISSUE FOR DEVELOPMENT APPLICATION	15.12.21

©Copyright Team 2 Architects
This drawing is protected by copyright. All right are reserved. Unless permitted under the Copyright Act 1968, No part of this drawing may in any form or by any means be reproduced, published, broadcast or transmitted without the prior written permission of the copyright owner. Please Note if the status of this drawing is not signed off For Construction it may be subject to change, alteration or amendment at the discretion of Team 2 Architects. If so, Team 2 Architects is not liable for any loss, damage, harm or injury whether special, consequential, direct or indirect, suffered by you or any other person as a result of your use of this drawing for construction purposes.

DRAWING LEGEND:
1. Architectural drawings shall be read in conjunction with other consultant drawings and specifications. Any discrepancies shall be referred to team 2 architects before proceeding with work.
2. All dimensions and levels are in millimeters unless noted otherwise. No dimension shall be obtained by scaling the drawing.
3. All dimensions to be checked on site with any discrepancies referred to team 2 architects before proceeding with work.
4. All work to be carried out in accordance with the requirements of the principal certifying authority, current ncc & australian standards.



TEAM 2
ARCHITECTS

SYDNEY 701/1 Chandos Street,
St Leonards NSW 2065
T: + 61 2 9437 3166
E: info@team2.com.au
Reg NSW: 9940

MELBOURNE Suite 204/9-11 Claremont Street,
South Yarra, VIC 3141
ABN: 72 104 833 507
Reg Vic: 19340

Northside West Stage 2

Wentworthville. NSW 2145

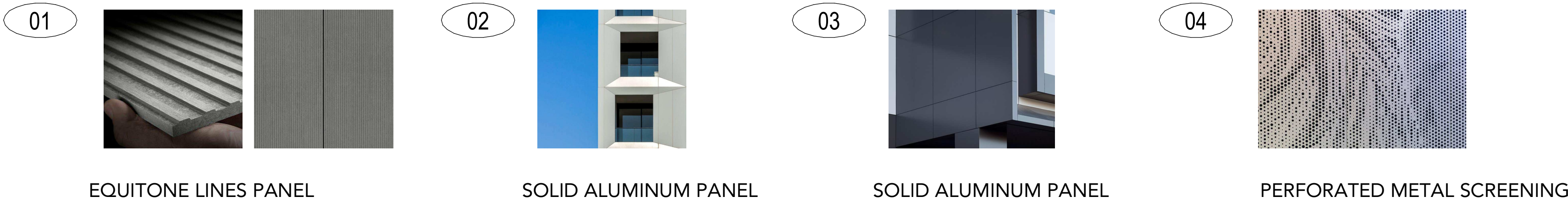
ROOF - STAGE 2

Project #	Scale	Doc	Clcd
903	1 : 100 @A1	IK	VM
Drawing #	Rev		

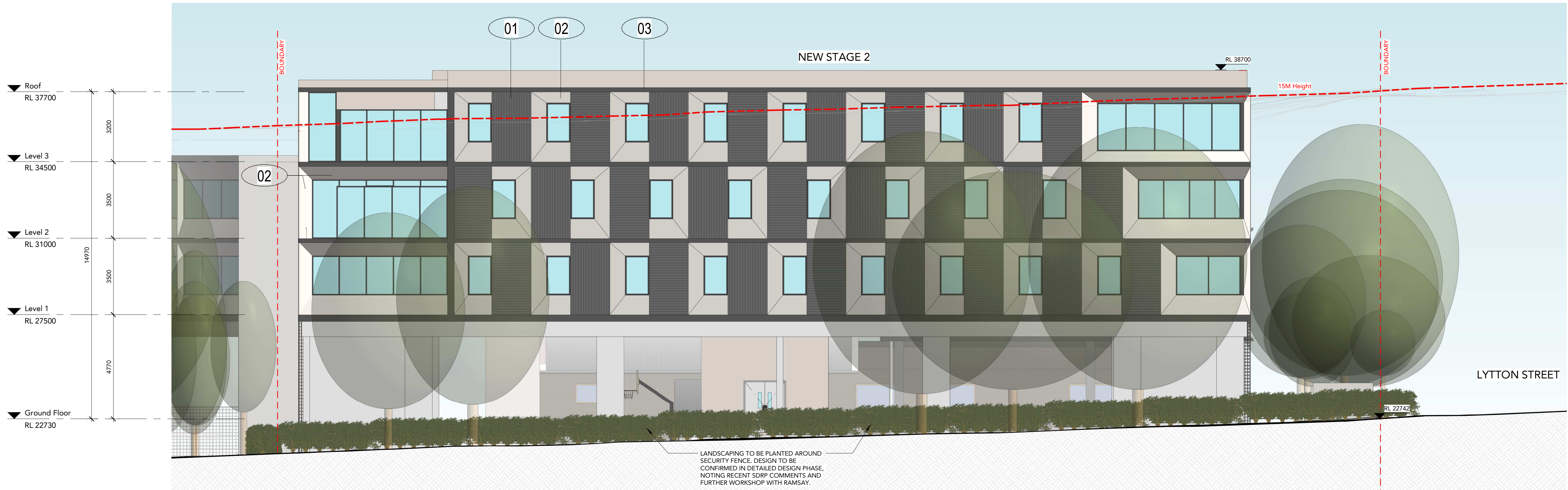
DA1010

5

MATERIALS AND FINISHES LEGEND



1 DA - East Elevation - Lytton St View
Scale: 1 : 100



2 DA - South Elevation
Scale: 1 : 100

DRAWING STATUS:		
DEVELOPMENT APPLICATION		
Rev	Revision Description	Date
1	Preliminary Issue	28.07.21
2	Preliminary Issue	05.08.21
3	ISSUE FOR DEVELOPMENT APPLICATION	27.10.21
4	ISSUE FOR DEVELOPMENT APPLICATION - UPDATED	05.11.21
5	ISSUE FOR DEVELOPMENT APPLICATION	14.12.21
6	ISSUE FOR DEVELOPMENT APPLICATION	15.12.21

©Copyright Team 2 Architects
This drawing is protected by copyright. All right are reserved. Unless permitted under the Copyright Act 1968, No part of this drawing may in any form or by any means be reproduced, published, broadcast or transmitted without the prior written permission of the copyright owner. Please Note: If the status of this drawing is not signed off For Construction it may be subject to change, alteration or amendment at the discretion of Team 2 Architects. If so, Team 2 Architects is not liable for any loss, damage, harm or injury whether special, consequential, direct or indirect, suffered by you or any other person as a result of your use of this drawing for construction purposes.

DRAWING LEGEND:

1. Architectural drawings shall be read in conjunction with other consultant drawings and specifications. Any discrepancies shall be referred to team 2 architects before proceeding with work.
2. All dimensions and levels are in millimeters unless noted otherwise. No dimension shall be obtained by scaling the drawing.
3. All dimensions to be checked on site with any discrepancies referred to team 2 architects before proceeding with work.
4. All work to be carried out in accordance with the requirements of the principal certifying authority, current ncc & australian standards.

LEGEND

EXISTING STAGE 1 - NOT IN SCOPE

ERILYAN

0 1 2 3 4 5
SCALE 1:100

TEAM 2
ARCHITECTS

SYDNEY MELBOURNE
701/1 Chandos Street, Suite 204/9-11 Claremont Street,
St Leonards NSW 2065 South Yarra, VIC 3141
T: +61 2 9437 3166 ABN: 72 104 833 507
E: info@team2.com.au Reg NSW: 9940 Reg Vic: 19340

Northside West Stage 2

Wentworthville. NSW 2145

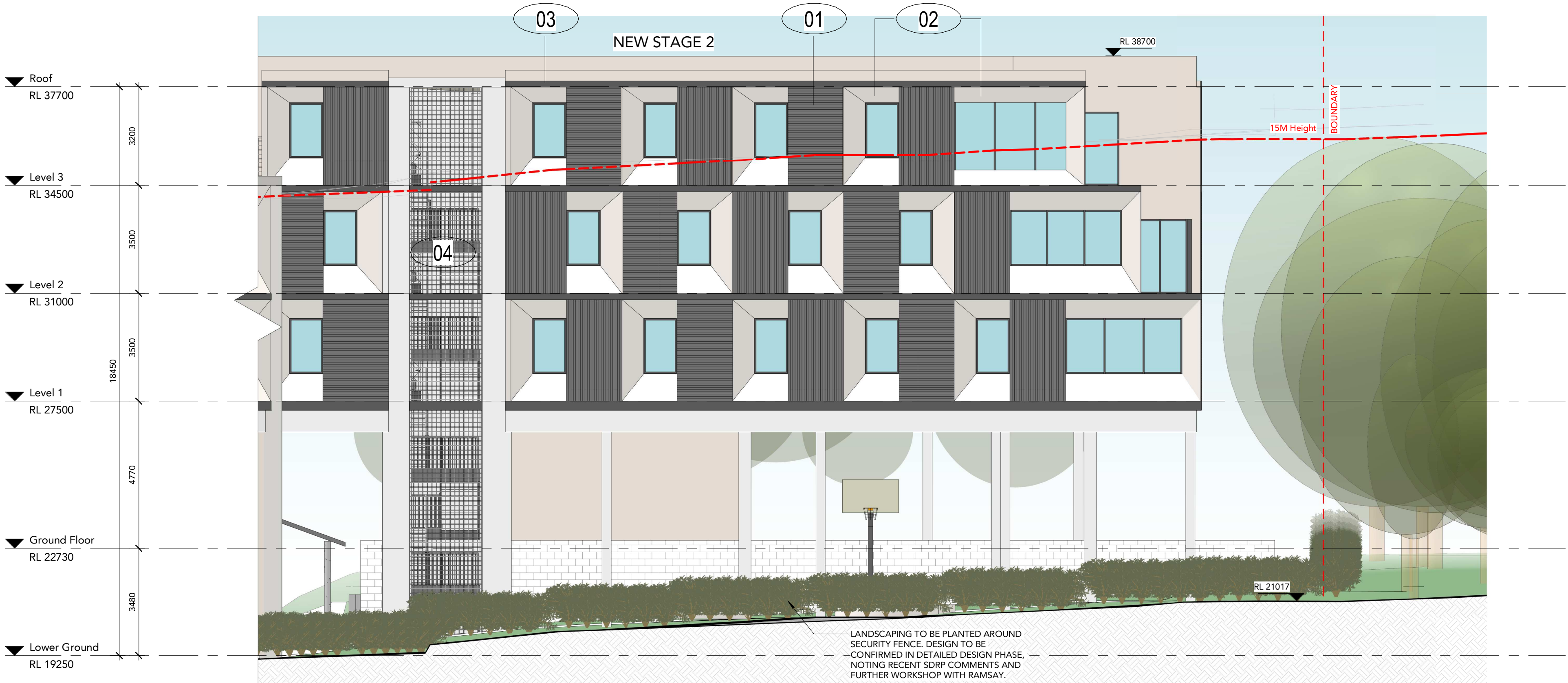
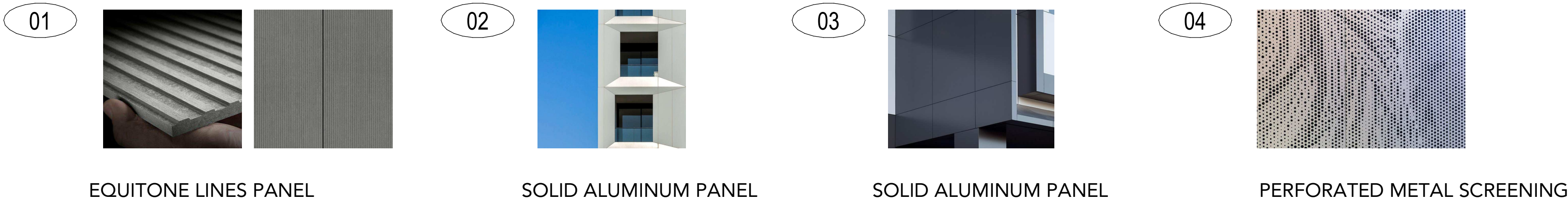
ELEVATION

Project #	Scale	Doc	Clid
903	As	0A1	IK VM
Drawings #:	indicated	Rev:	

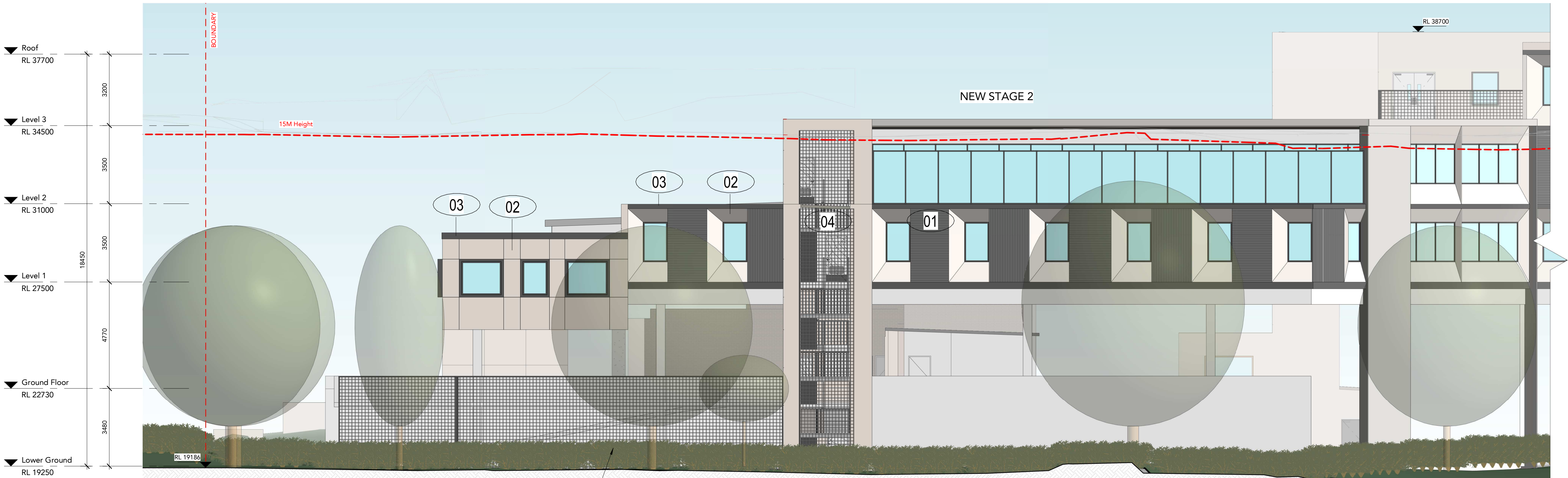
DA2000

6

MATERIALS AND FINISHES LEGEND



1 DA - West Elevation - Lytton Park View
Scale: 1 : 100



2 DA - West Elevation - Lytton Park View 2
Scale: 1 : 100

DRAWING STATUS:

PRELIMINARY

Rev	Revision Description	Date
1	Preliminary Issue	28.07.21
2	Preliminary Issue	05.08.21
3	ISSUE FOR DEVELOPMENT APPLICATION	27.10.21
4	ISSUE FOR DEVELOPMENT APPLICATION - UPDATED	05.11.21
5	ISSUE FOR DEVELOPMENT APPLICATION	14.12.21
6	ISSUE FOR DEVELOPMENT APPLICATION	15.12.21

©Copyright Team 2 Architects
This drawing is protected by copyright. All right are reserved. Unless permitted under the Copyright Act 1968, No part of this drawing may in any form or by any means be reproduced, published, broadcast or transmitted without the prior written permission of the copyright owner. Please Note if the status of this drawing is not signed off for Construction it may be subject to change, alteration or amendment at the discretion of Team 2 Architects. If so, Team 2 Architects is not liable for any loss, damage, harm or injury whether special, consequential, direct or indirect, suffered by you or any other person as a result of your use of this drawing for construction purposes.

DRAWING LEGEND:

1. Architectural drawings shall be read in conjunction with other consultant drawings and specifications. Any discrepancies shall be referred to team 2 architects before proceeding with work.
2. All dimensions and levels are in millimeters unless noted otherwise. No dimension shall be obtained by scaling the drawing.
3. All dimensions to be checked on site with any discrepancies referred to team 2 architects before proceeding with work.
4. All work to be carried out in accordance with the requirements of the principal certifying authority, current ncc & Australian standards.

LEGEND

EXISTING STAGE 1 - NOT IN SCOPE

0 1 2 3 4 5
SCALE 1:100

TEAM 2
ARCHITECTS

SYDNEY MELBOURNE
701/1 Chandos Street, 313/737 Burwood Road,
St Leonards NSW 2065 Hawthorn East VIC 3123
T: +61 2 9437 3166 ABN: 72 104 833 507
E: info@team2.com.au Reg NSW: 9940 Reg Vic: 19340

Northside West Stage 2
Wentworthville. NSW 2145

ELEVATION


Project #: 903 Scale: As @A1 Doc: IK Cld: VM
Drawings #: indicated Rev:

DA2001

6


MATERIALS AND FINISHES LEGEND

01



EQUITONE LINES PANEL

02




SOLID ALUMINUM PANEL

03




SOLID ALUMINUM PANEL

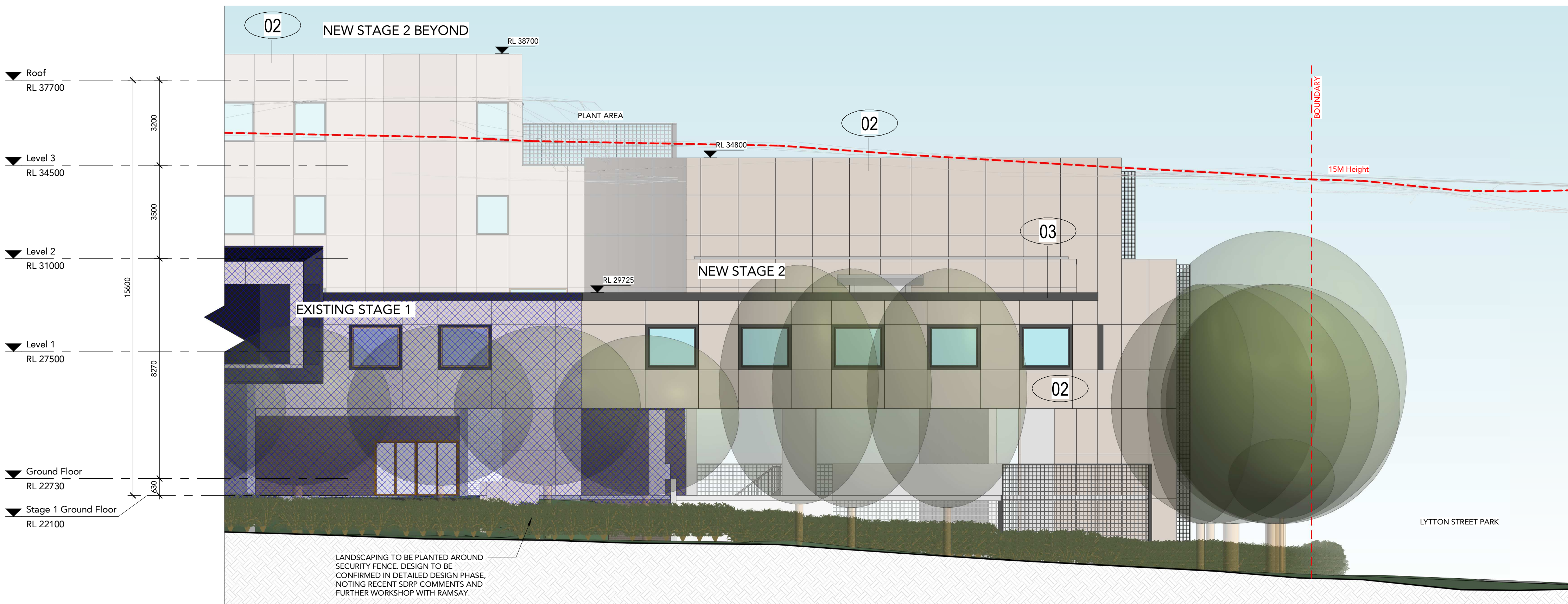
04



PERFORATED METAL SCREENING



1 DA - North Elevation - Elevation 1
Scale: 1 : 100



2 DA - North Elevation - Elevation 2
Scale: 1 : 100

DRAWING STATUS:

DEVELOPMENT APPLICATION

Rev	Revision Description	Date
1	ISSUE FOR DEVELOPMENT APPLICATION	17.01.22

©Copyright Team 2 Architects
This drawing is protected by copyright. All right are reserved. Unless permitted under the Copyright Act 1968, No part of this drawing may in any form or by any means be reproduced, published, broadcast or transmitted without the prior written permission of the copyright owner. Please Note if the status of this drawing is not signed off for Construction it may be subject to change, alteration or amendment at the discretion of Team 2 Architects. If so, Team 2 Architects is not liable for any loss, damage, harm or injury whether special, consequential, direct or indirect, suffered by you or any other person as a result of your use of this drawing for construction purposes.

DRAWING LEGEND:

1. Architectural drawings shall be read in conjunction with other consultant drawings and specifications. Any discrepancies shall be referred to team 2 architects before proceeding with work.
2. All dimensions and levels are in millimeters unless noted otherwise. No dimension shall be obtained by scaling the drawing.
3. All dimensions to be checked on site with any discrepancies referred to team 2 architects before proceeding with work.
4. All work to be carried out in accordance with the requirements of the principal certifying authority, current ncc & Australian standards.

LEGEND

EXISTING STAGE 1 - NOT IN SCOPE



0 1 2 3 4 5
SCALE 1:100

TEAM 2
ARCHITECTS

SYDNEY MELBOURNE
701/1 Chandos Street, Suite 204/9-11 Claremont Street,
St Leonards NSW 2065 South Yarra, VIC 3141
T: +61 2 9437 3166 ABN: 72 104 833 507
E: info@team2.com.au Reg NSW: 9940 Reg Vic: 19340

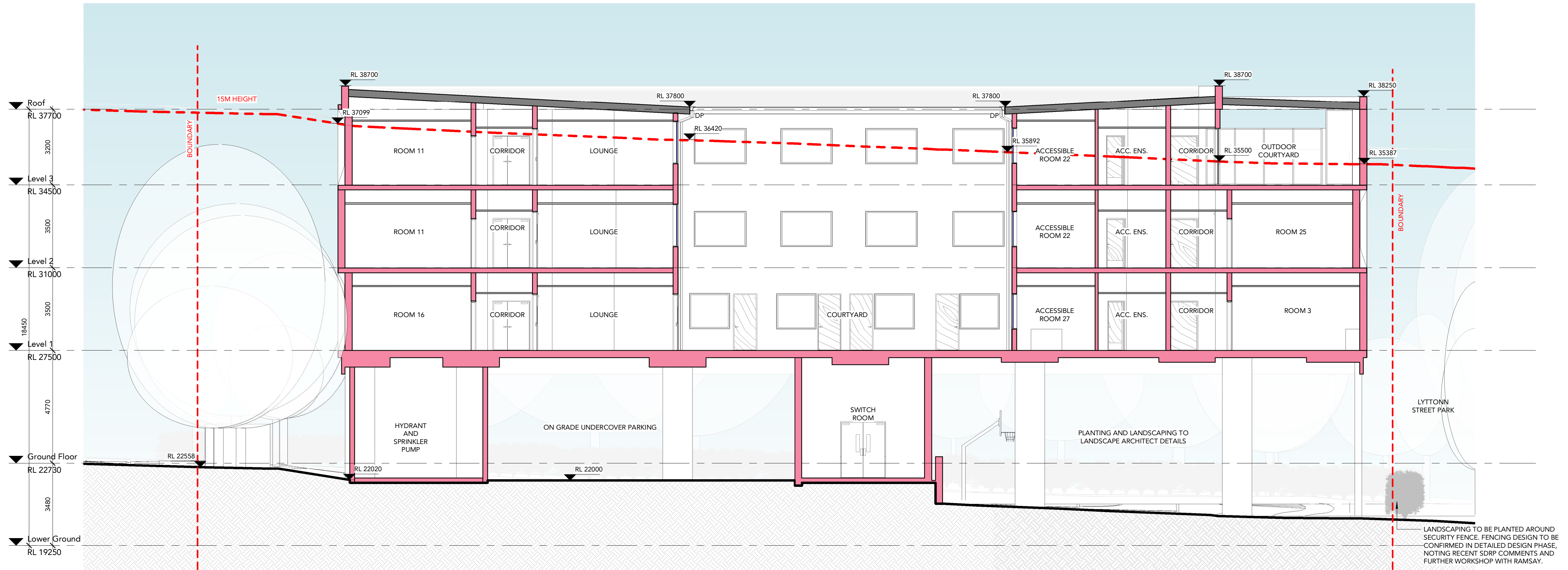
Northside West Stage 2

Wentworthville. NSW 2145

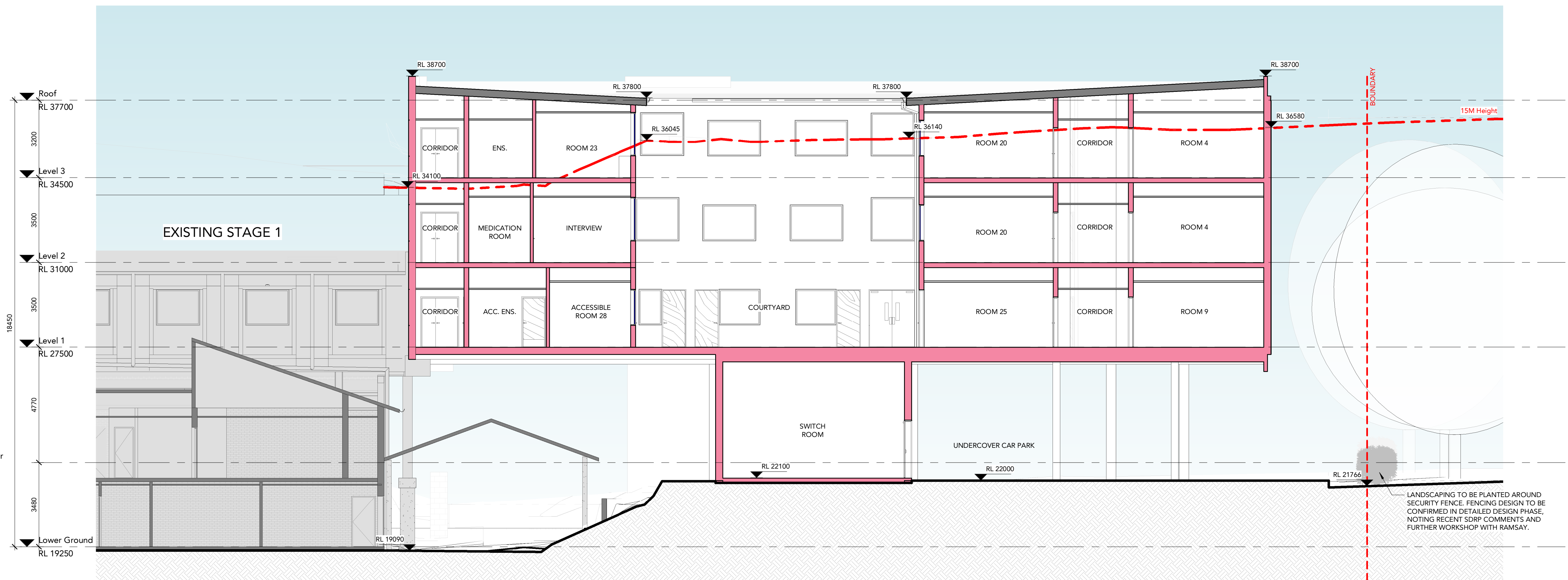
ELEVATION

Project #: 903 Scale: As @A1 Doc: IK Cld: IK

Drawing #: indicated Rev: DA2002 1



A SECTION A-A
Scale: 1 : 100



B SECTION B-B
Scale: 1 : 100

DRAWING STATUS:		
DEVELOPMENT APPLICATION		
Rev	Revision Description	Date
1	Preliminary Issue	28.07.21
2	Preliminary Issue	05.08.21
3	ISSUE FOR DEVELOPMENT APPLICATION	27.10.21
4	ISSUE FOR DEVELOPMENT APPLICATION - UPDATED	05.11.21
5	ISSUE FOR DEVELOPMENT APPLICATION - UPDATED	08.11.21
6	ISSUE FOR DEVELOPMENT APPLICATION	14.12.21
7	ISSUE FOR DEVELOPMENT APPLICATION	15.12.21

©Copyright Team 2 Architects
This drawing is protected by copyright. All right are reserved. Unless permitted under the Copyright Act 1968, No part of this drawing may in any form or by any means be reproduced, published, broadcast or transmitted without the prior written permission of the copyright owner. Please Note if the status of this drawing is not signed off For Construction it may be subject to change, alteration or amendment at the discretion of Team 2 Architects. If so, Team 2 Architects is not liable for any loss, damage, harm or injury whether special, consequential, direct or indirect, suffered by you or any other person as a result of your use of this drawing for construction purposes.

DRAWING LEGEND:

1. Architectural drawings shall be read in conjunction with other consultant drawings and specifications. Any discrepancies shall be referred to team 2 architects before proceeding with work.
2. All dimensions and levels are in millimeters unless noted otherwise. No dimension shall be obtained by scaling the drawing.
3. All dimensions to be checked on site with any discrepancies referred to team 2 architects before proceeding with work.
4. All work to be carried out in accordance with the requirements of the principal certifying authority, current ncc & australian standards.

LEGEND

- NOT IN SCOPE
- EXISTING WALL
- NEW WALL



0 1 2 3 4 5
SCALE 1:100

TEAM 2
ARCHITECTS
STONEY MELBOURNE
701/1 Chandos Street, Suite 204/9-11 Claremont Street,
St Leonards NSW 2065 South Yarra, VIC 3141
T: +61 2 9437 3166 ABN: 72 104 833 507
E: info@team2.com.au Reg NSW: 9940 Reg Vic: 19340

Northside West Stage 2

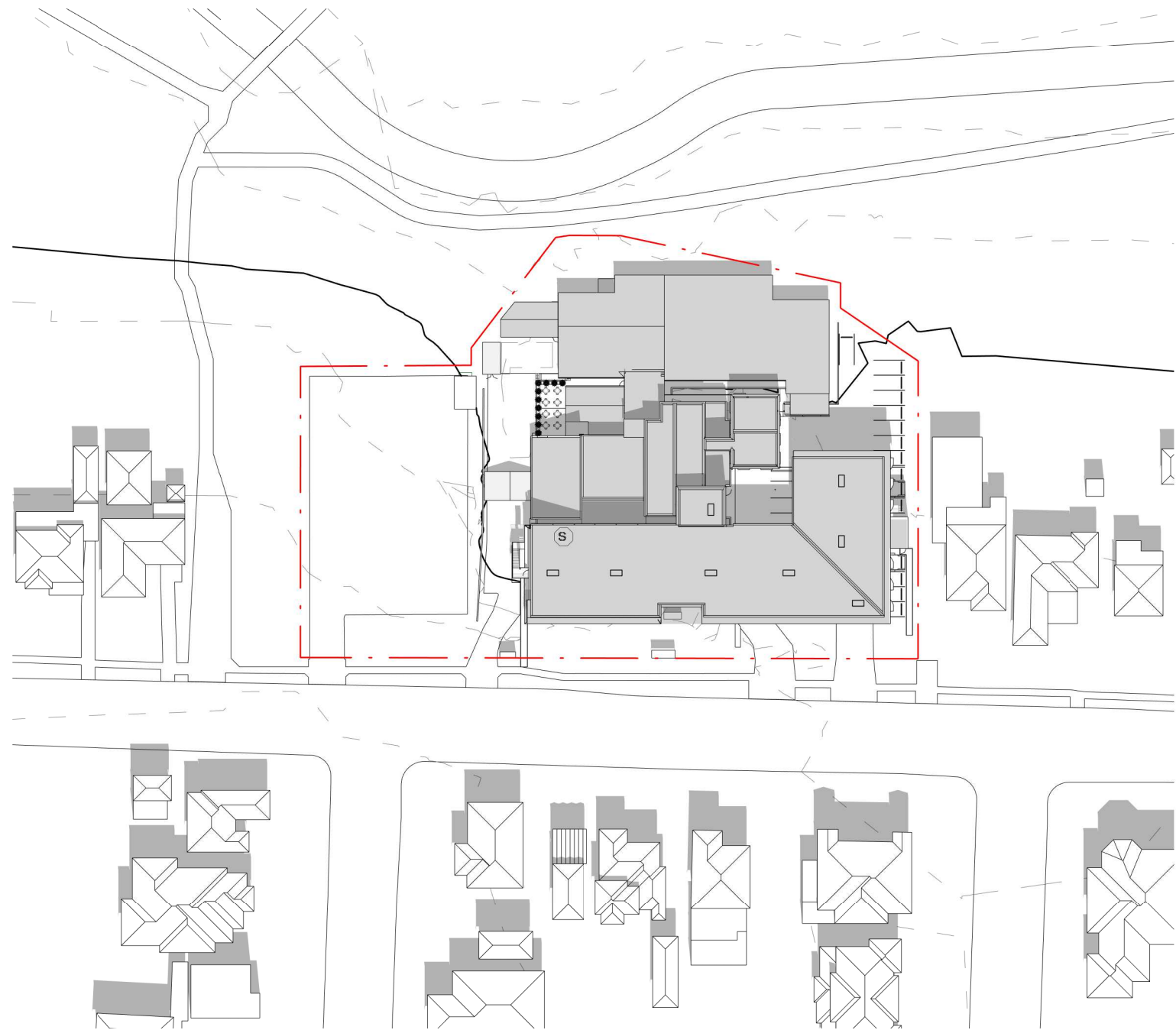
Wentworthville. NSW 2145

SECTIONS

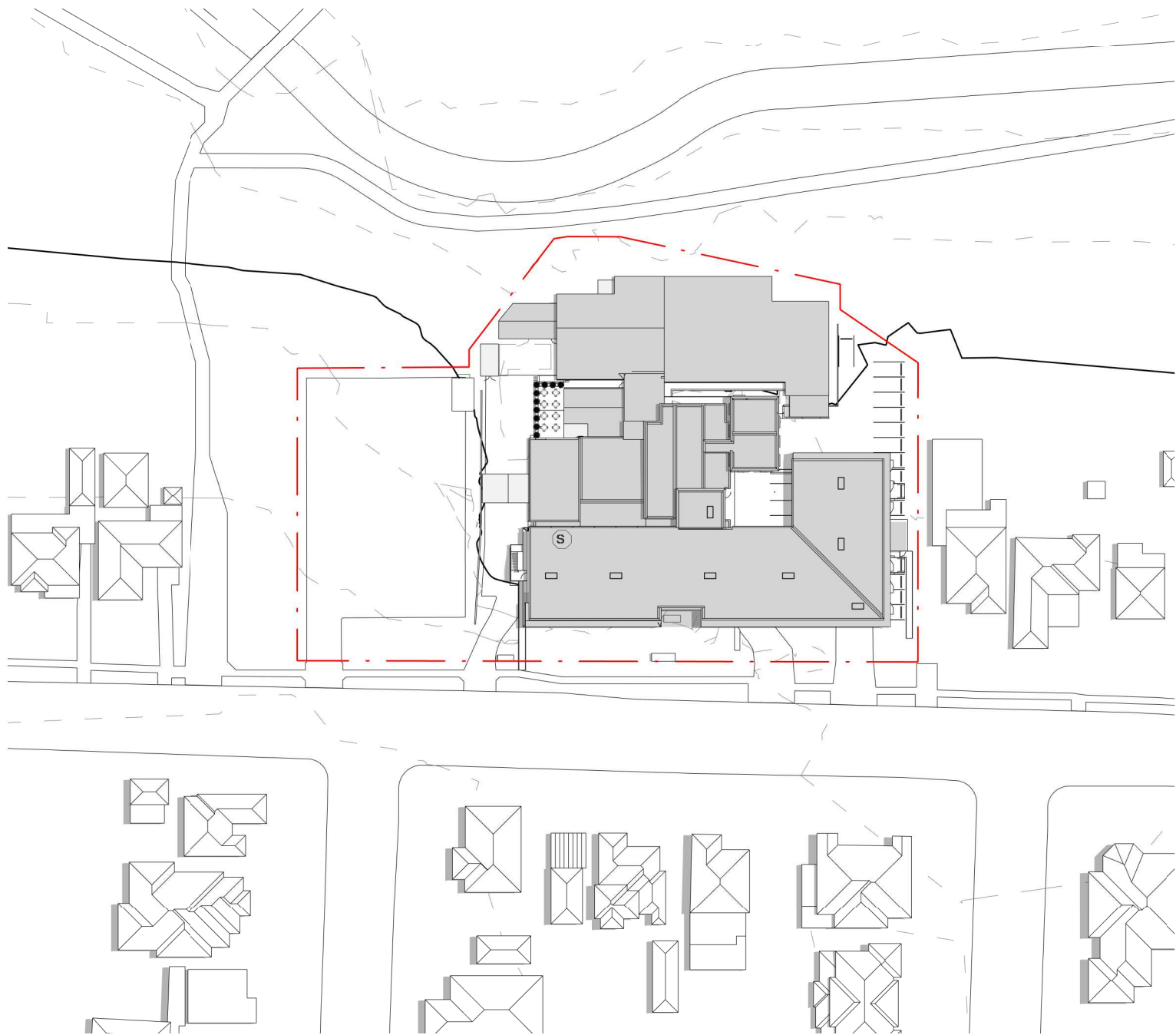
Project #: 903 Scale: As @A1 Doc: IK Cld: VM

Drawing #: indicated Rev: 7

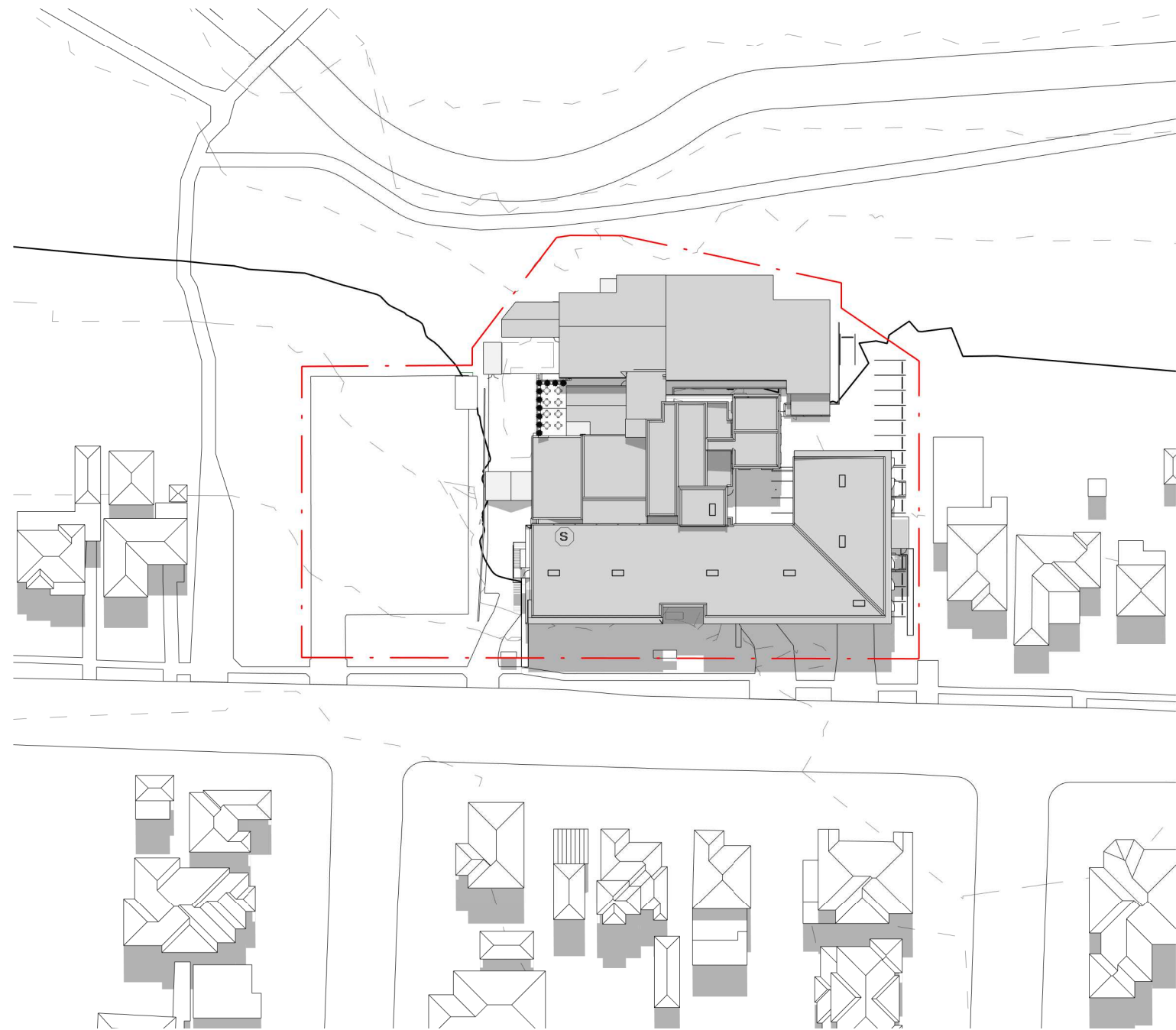
DA3000



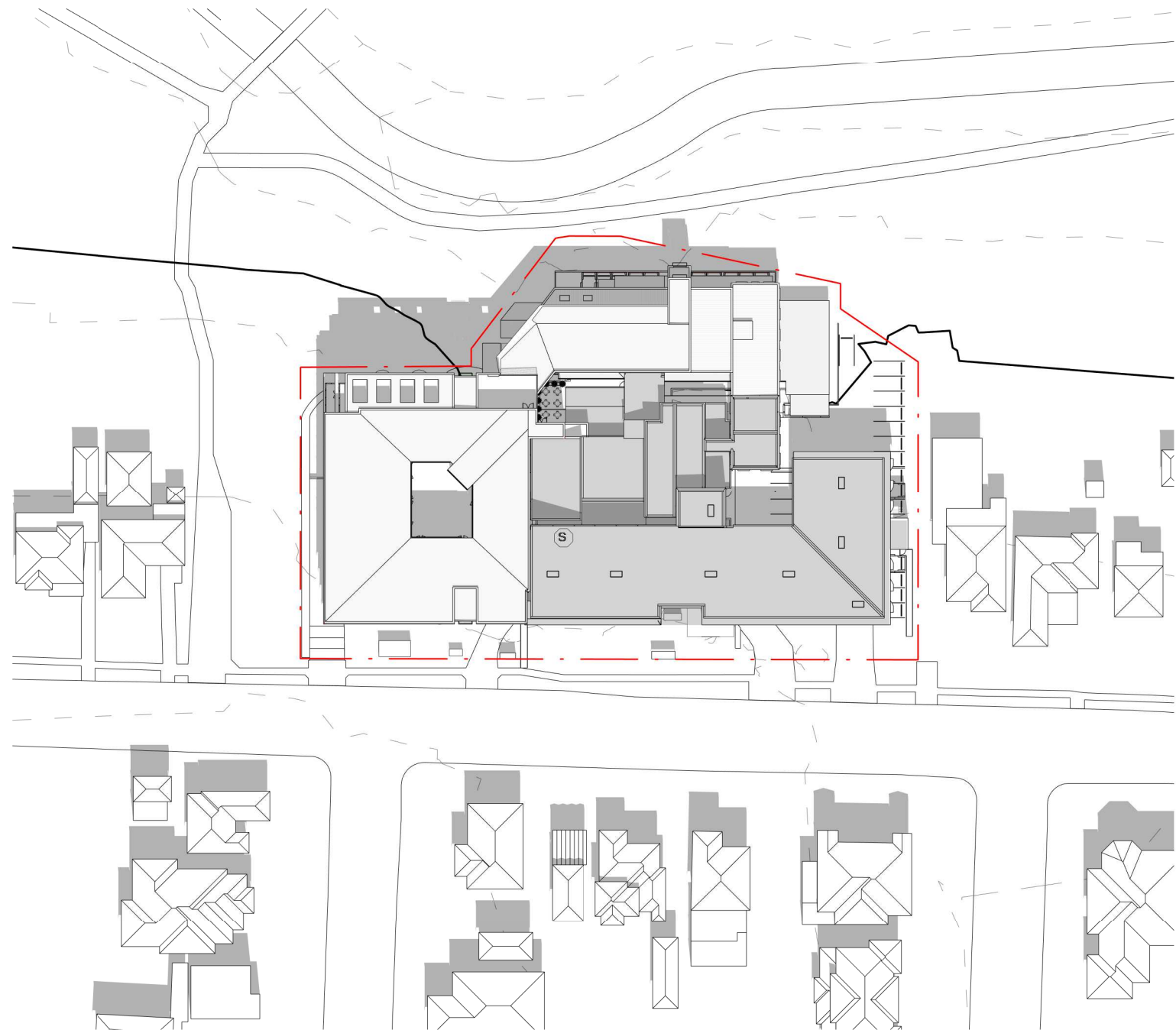
1 Shadow Diagram Existing_Summer Solstice 0900
Scale: 1 : 1000



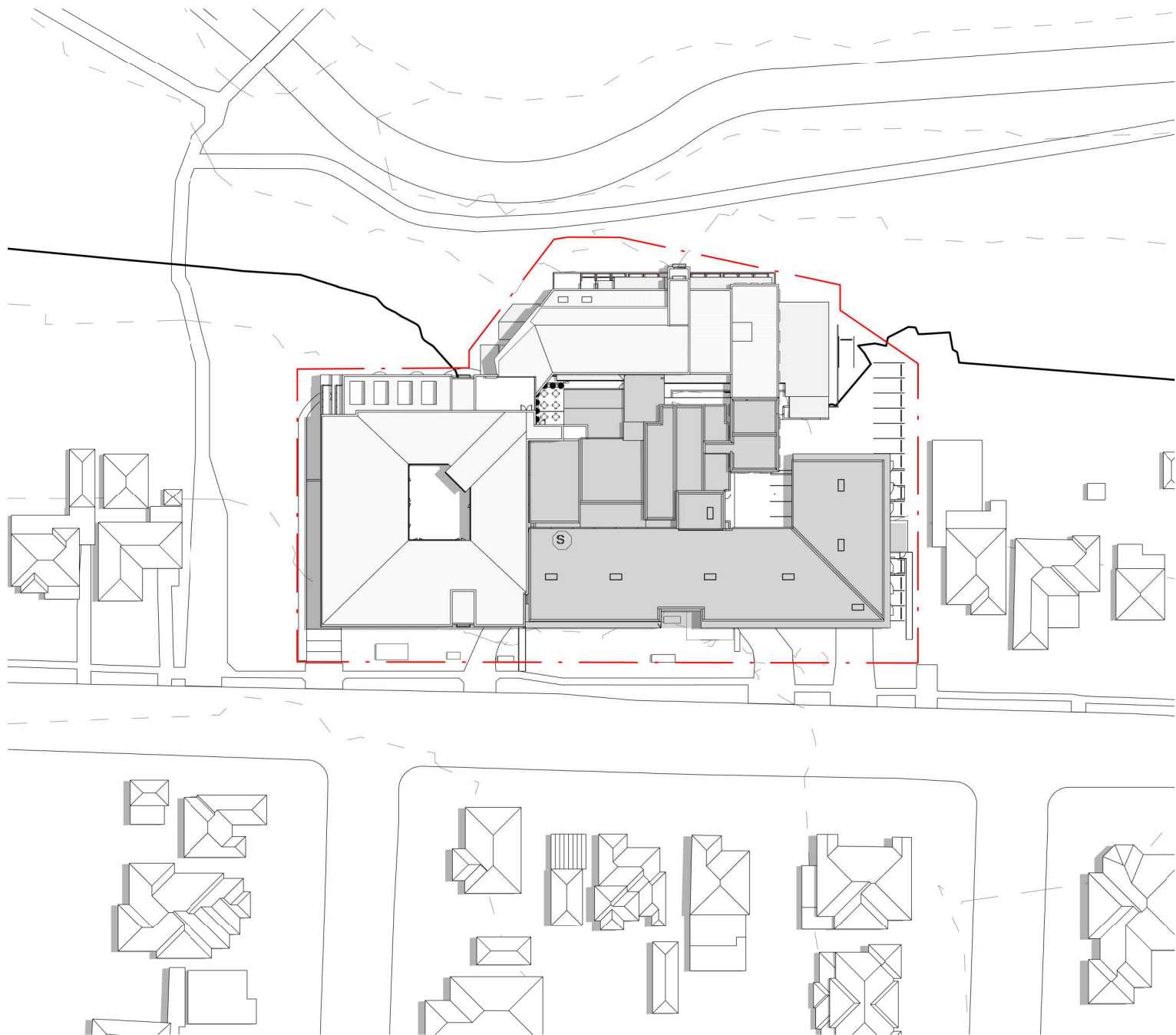
2 Shadow Diagram Existing_Summer Solstice 1200
Scale: 1 : 1000



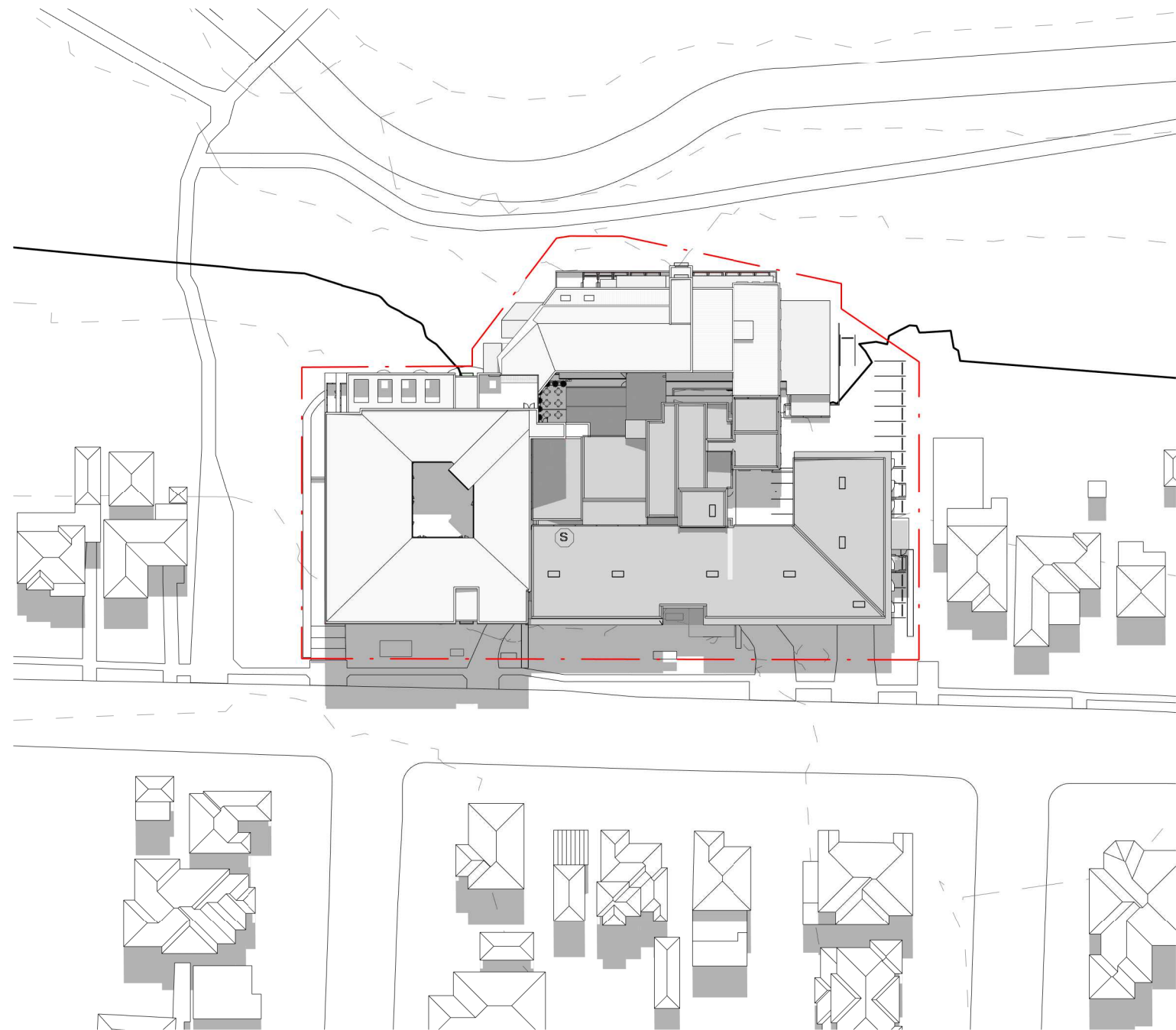
3 Shadow Diagram Existing_Summer Solstice 1500
Scale: 1 : 1000



4 Shadow Diagram_Summer Solstice 0900
Scale: 1 : 1000



5 Shadow Diagram_Summer Solstice 1200
Scale: 1 : 1000




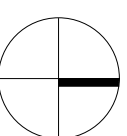
6 Shadow Diagram_Summer Solstice 1500
Scale: 1 : 1000

DRAWING STATUS:		
DEVELOPMENT APPLICATION		
Rev	Revision Description	Date
1	Preliminary Issue	28.07.21
2	Preliminary Issue	05.08.21
3	ISSUE FOR DEVELOPMENT APPLICATION	27.10.21
4	ISSUE FOR DEVELOPMENT APPLICATION	14.12.21
5	ISSUE FOR DEVELOPMENT APPLICATION	15.12.21

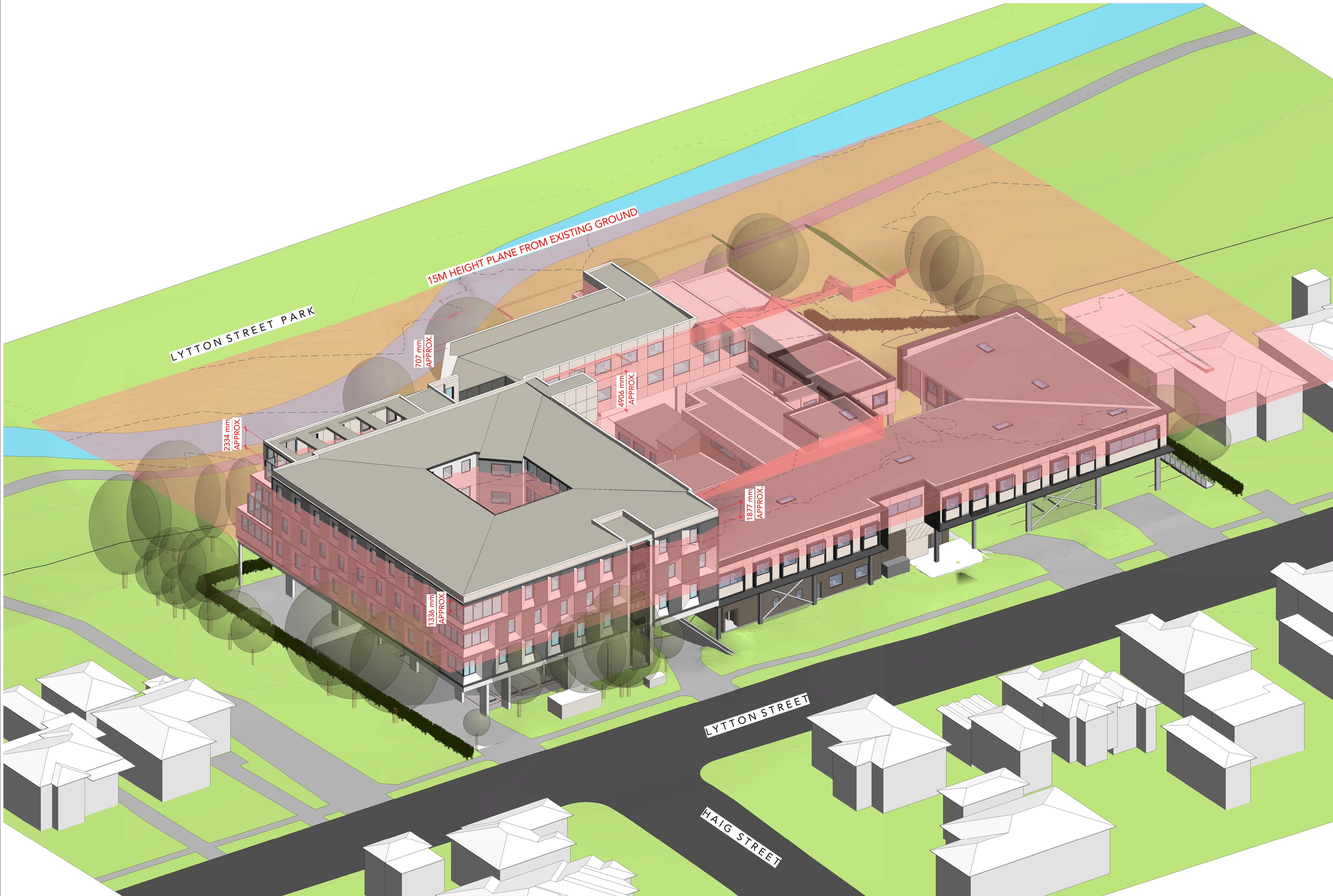
©Copyright Team 2 Architects
This drawing is protected by copyright. All right are reserved. Unless permitted under the Copyright Act 1968, No part of this drawing may in any form or by any means be reproduced, published, broadcast or transmitted without the prior written permission of the copyright owner. Please Note: If the status of this drawing is not signed off For Construction it may be subject to change, alteration or amendment at the discretion of Team 2 Architects. If so, Team 2 Architects is not liable for any loss, damage, harm or injury whether special, consequential, direct or indirect, suffered by you or any other person as a result of your use of this drawing for construction purposes.

- DRAWING LEGEND:
1. Architectural drawings shall be read in conjunction with other consultant drawings and specifications. Any discrepancies shall be referred to team 2 architects before proceeding with work.
 2. All dimensions and levels are in millimeters unless noted otherwise. No dimension shall be obtained by scaling the drawing.
 3. All dimensions to be checked on site with any discrepancies referred to team 2 architects before proceeding with work.
 4. All work to be carried out in accordance with the requirements of the principal certifying authority, current ncc & australian standards.


ERILYAN


0 5 10 20 30
SCALE 1:500

TEAM 2
ARCHITECTS
SYDNEY MELBOURNE
701/1 Chandos Street, Suite 204/9-11 Claremont Street,
St Leonards NSW 2065 South Yarra, VIC 3141
T: + 61 2 9437 3166 A/N: 72 104 833 507
E: info@team2.com.au Reg NSW: 9940 Reg Vic: 19340
PRACTICE:
Northside West Stage 2
Wentworthville. NSW 2145
Title:
SHADOW DIAGRAMS - SUMMER
SOLSTICE
903 Scale: 1 : 1000 @A1 Drawn: IK Check: IK
Drawings #: DA8000 Rev: 5



DRAWING STATUS:		
DEVELOPMENT APPLICATION		
Rev	Revision Description	Date
1	Preliminary Issue - LEP Height	28.09.21
2	ISSUE FOR DEVELOPMENT APPLICATION	27.10.21
3	ISSUE FOR DEVELOPMENT APPLICATION	14.12.21
4	ISSUE FOR DEVELOPMENT APPLICATION	15.12.21

©Copyright Team 2 Architects
This drawing is protected by copyright. All right are reserved. Unless permitted under the Copyright Act 1968, No part of this drawing may in any form or by any means be reproduced, published, broadcast or transmitted without the prior written permission of the copyright owner. Please Note if the status of this drawing is not signed off For Construction it may be subject to change, alteration or amendment at the discretion of Team 2 Architects. If so, Team 2 Architects is not liable for any loss, damage, harm or injury whether special, consequential, direct or indirect, suffered by you or any other person as a result of your use of this drawing for construction purposes.

- DRAWING LEGEND:
1. Architectural drawings shall be read in conjunction with other consultant drawings and specifications. Any discrepancies shall be referred to team 2 architects before proceeding with work.
 2. All dimensions and levels are in millimeters unless noted otherwise. No dimension shall be obtained by scaling the drawing.
 3. All dimensions to be checked on site with any discrepancies referred to team 2 architects before proceeding with work.
 4. All work to be carried out in accordance with the requirements of the principal certifying authority, current ncc & Australian standards.



ERILYAN

TEAM 2
ARCHITECTS

SYDNEY MELBOURNE
701/1 Chandos Street, Suite 204/9-11 Claremont Street,
St Leonards NSW 2065 South Yarra, VIC 3141
T: +61 2 9437 3166 ABN: 72 104 833 507
E: info@team2.com.au Reg NSW: 9940 Reg Vic: 19340

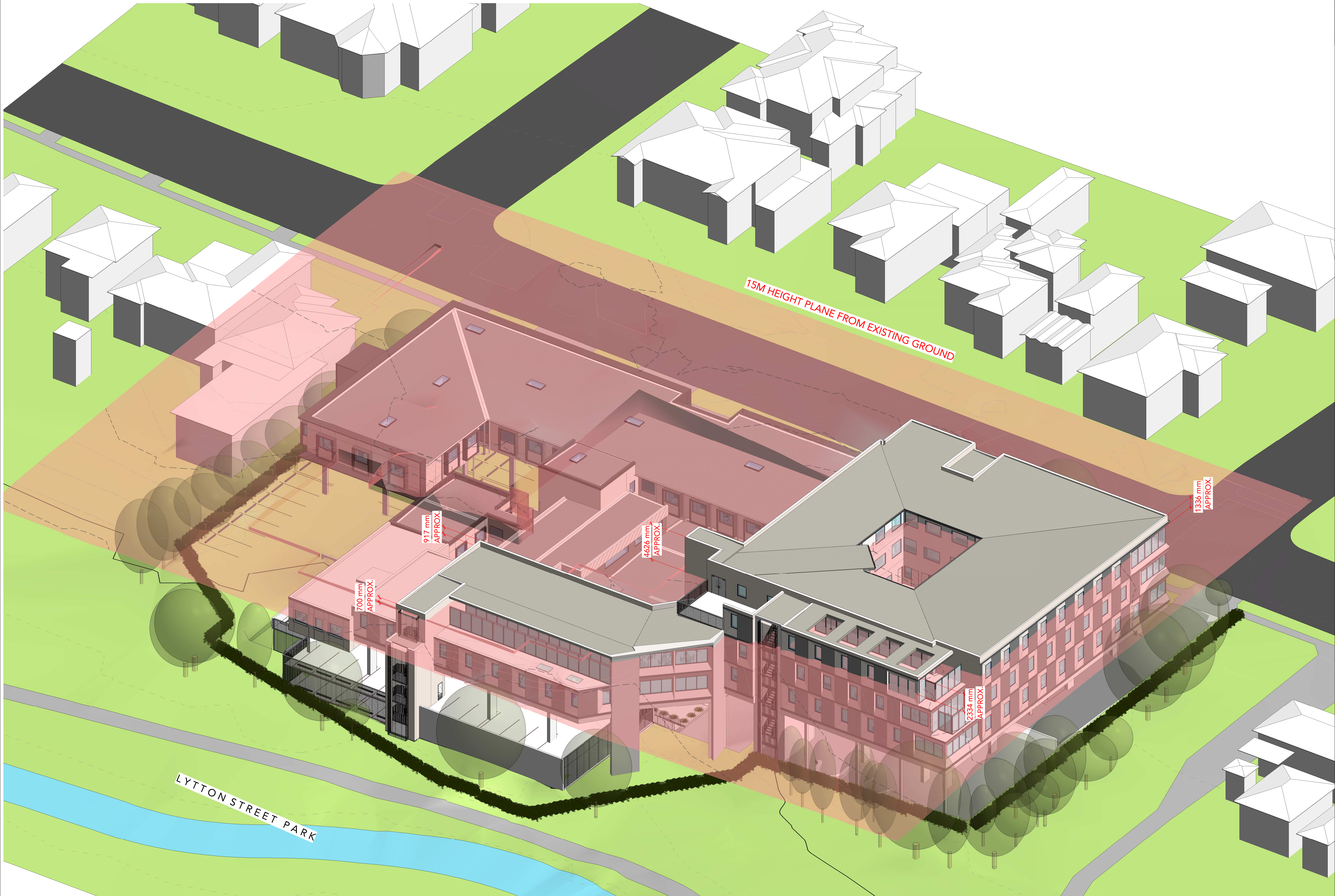
Northside West Stage 2

Wentworthville. NSW 2145

LEP Height

Project #	Scale	Doc	Cld
903	④A1	IK	IK

Drawing #	Rev
DA8100	4



DRAWING STATUS:		
DEVELOPMENT APPLICATION		
Rev	Revision Description	Date
1	Preliminary Issue - LEP Height	28.09.21
2	ISSUE FOR DEVELOPMENT APPLICATION	27.10.21
3	ISSUE FOR DEVELOPMENT APPLICATION	14.12.21
4	ISSUE FOR DEVELOPMENT APPLICATION	15.12.21

©Copyright Team 2 Architects
This drawing is protected by copyright. All right are reserved. Unless permitted under the Copyright Act 1968, No part of this drawing may in any form or by any means be reproduced, published, broadcast or transmitted without the prior written permission of the copyright owner. Please Note if the status of this drawing is not signed off For Construction it may be subject to change, alteration or amendment at the discretion of Team 2 Architects. If so, Team 2 Architects is not liable for any loss, damage, harm or injury whether special, consequential, direct or indirect, suffered by you or any other person as a result of your use of this drawing for construction purposes.

- DRAWING LEGEND:
1. Architectural drawings shall be read in conjunction with other consultant drawings and specifications. Any discrepancies shall be referred to team 2 architects before proceeding with work.
 2. All dimensions and levels are in millimeters unless noted otherwise. No dimension shall be obtained by scaling the drawing.
 3. All dimensions to be checked on site with any discrepancies referred to team 2 architects before proceeding with work.
 4. All work to be carried out in accordance with the requirements of the principal certifying authority, current ncc & australian standards.



ERILYAN

TEAM 2
ARCHITECTS

SYDNEY MELBOURNE
701/1 Chandos Street, Suite 204/9-11 Claremont Street,
St Leonards NSW 2065 South Yarra, VIC 3141
T: +61 2 9437 3166 ABN: 72 104 833 507
E: info@team2.com.au Reg VIC: 19340
Qualia:

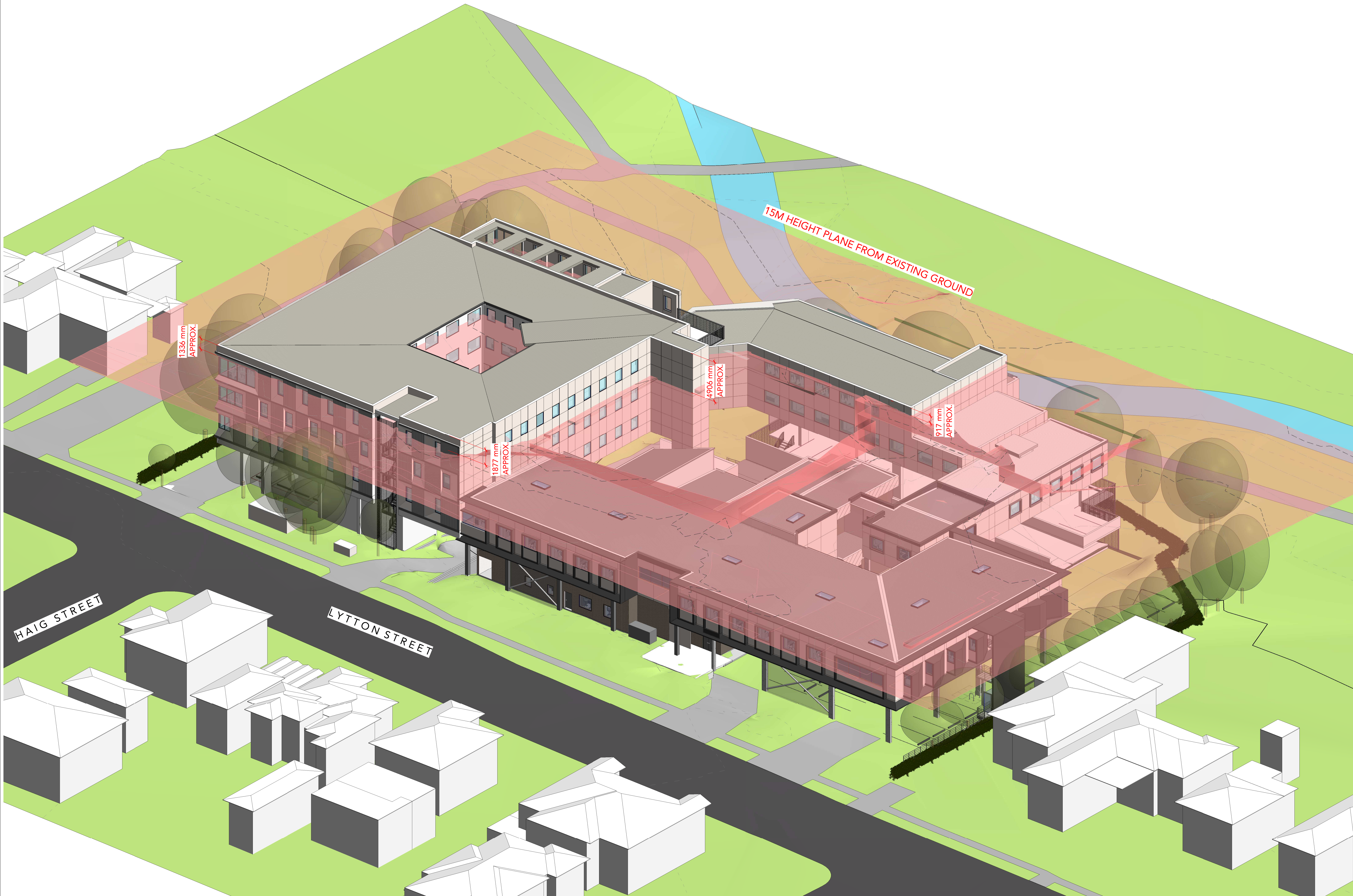
Northside West Stage 2

Wentworthville. NSW 2145

Title:
LEP Height

Project #	Scale	Doc	Clid
903	④A1	IK	IK

Drawing #:	Rev:
DA8101	4



1 LEP Height - Lytton Street North View
N.T.S

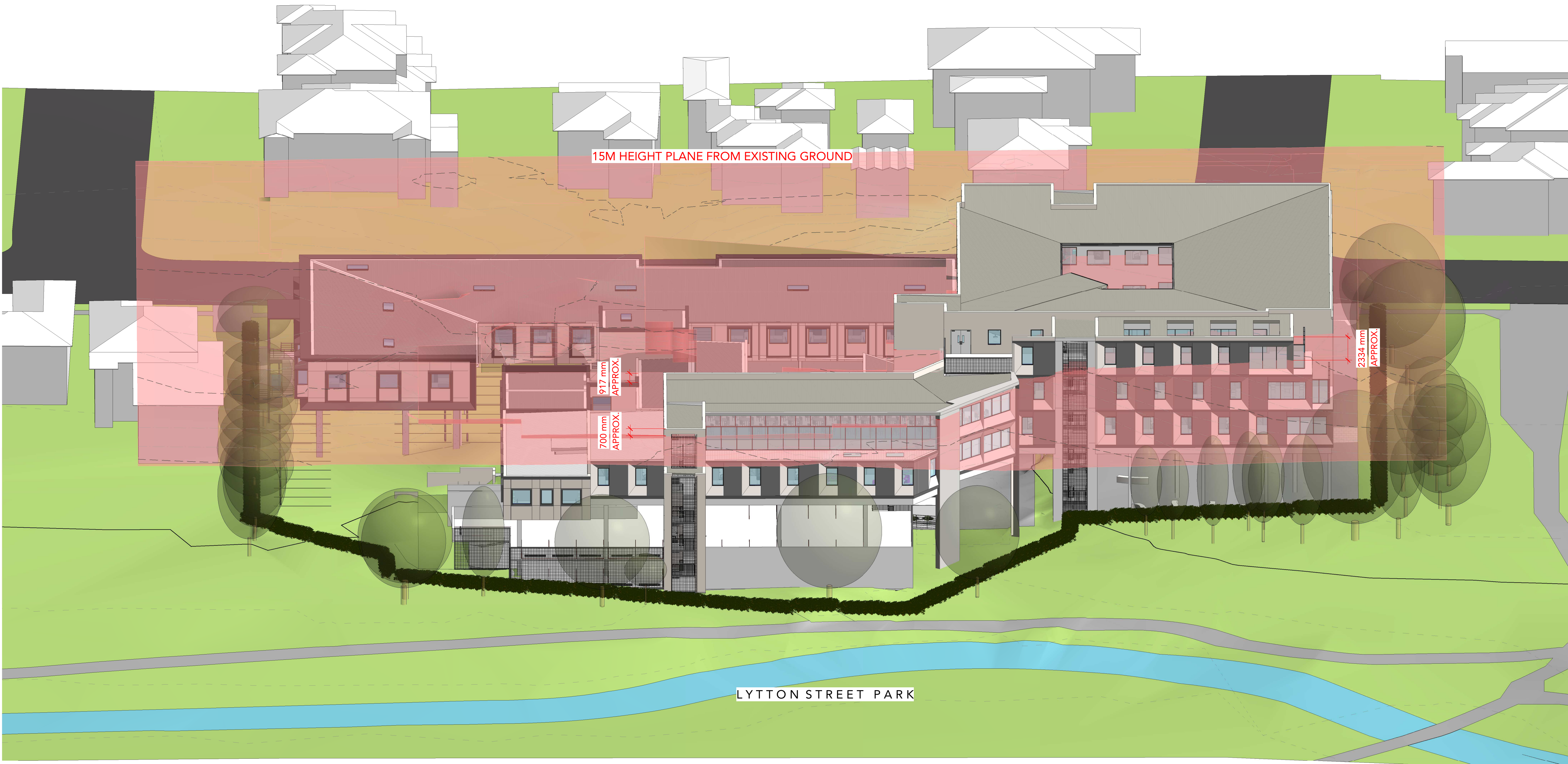
DRAWING STATUS:		
DEVELOPMENT APPLICATION		
Rev	Revision Description	Date
1	Preliminary Issue - LEP Height	28.09.21
2	ISSUE FOR DEVELOPMENT APPLICATION	27.10.21
3	ISSUE FOR DEVELOPMENT APPLICATION	14.12.21
4	ISSUE FOR DEVELOPMENT APPLICATION	15.12.21

©Copyright Team 2 Architects
This drawing is protected by copyright. All right are reserved. Unless permitted under the Copyright Act 1968, No part of this drawing may in any form or by any means be reproduced, published, broadcast or transmitted without the prior written permission of the copyright owner. Please Note: If the status of this drawing is not signed off For Construction it may be subject to change, alteration or amendment at the discretion of Team 2 Architects. If so, Team 2 Architects is not liable for any loss, damage, harm or injury whether special, consequential, direct or indirect, suffered by you or any other person as a result of your use of this drawing for construction purposes.

DRAWING LEGEND:
1. Architectural drawings shall be read in conjunction with other consultant drawings and specifications. Any discrepancies shall be referred to team 2 architects before proceeding with work.
2. All dimensions and levels are in millimeters unless noted otherwise. No dimension shall be obtained by scaling the drawing.
3. All dimensions to be checked on site with any discrepancies referred to team 2 architects before proceeding with work.
4. All work to be carried out in accordance with the requirements of the principal certifying authority, current ncc & australian standards.


ERILYAN


TEAM 2 ARCHITECTS
SYDNEY MELBOURNE
701/1 Chandos Street, Suite 204/9-11 Claremont Street,
St Leonards NSW 2065 South Yarra, VIC 3141
T: +61 2 9437 3166 A/N: 72 104 833 507
E: info@team2.com.au Reg VIC: 19340
Ruskin:
Northside West Stage 2
Wentworthville. NSW 2145
Title:
LEP Height
Project #: 903 Scale: @A1 Doc: IK Cld: IK
Drawings #: DA8102 Rev: 4



1 LEP Height - Lytton Street Park Axo View
Scale:

DRAWING STATUS:		
DEVELOPMENT APPLICATION		
Rev	Revision Description	Date
1	Preliminary Issue - LEP Height	28.09.21
2	ISSUE FOR DEVELOPMENT APPLICATION	27.10.21
3	ISSUE FOR DEVELOPMENT APPLICATION	14.12.21
4	ISSUE FOR DEVELOPMENT APPLICATION	15.12.21

©Copyright Team 2 Architects
This drawing is protected by copyright. All right are reserved. Unless permitted under the Copyright Act 1968, No part of this drawing may in any form or by any means be reproduced, published, broadcast or transmitted without the prior written permission of the copyright owner. Please Note if the status of this drawing is not signed off For Construction it may be subject to change, alteration or amendment at the discretion of Team 2 Architects. If so, Team 2 Architects is not liable for any loss, damage, harm or injury whether special, consequential, direct or indirect, suffered by you or any other person as a result of your use of this drawing for construction purposes.

- DRAWING LEGEND:
1. Architectural drawings shall be read in conjunction with other consultant drawings and specifications. Any discrepancies shall be referred to team 2 architects before proceeding with work.
 2. All dimensions and levels are in millimeters unless noted otherwise. No dimension shall be obtained by scaling the drawing.
 3. All dimensions to be checked on site with any discrepancies referred to team 2 architects before proceeding with work.
 4. All work to be carried out in accordance with the requirements of the principal certifying authority, current ncc & australian standards.



SYDNEY 701/1 Chandos Street, Suite 204/9-11 Claremont Street, South Yarra, VIC 3141
T: +61 2 9437 3166 E: info@team2.com.au Reg NSW: 9940 Reg Vic: 19340
MELBOURNE
ABN: 72 104 833 507

Northside West Stage 2

Wentworthville. NSW 2145

LEP Height

Project #	Scale	Doc	Clid
903	0A1	IK	IK

Drawing #	Rev
DA8103	4



1 LEP Height - Lytton Street - North East Street View
Scale:

DRAWING STATUS:		
DEVELOPMENT APPLICATION		
Rev	Revision Description	Date
1	Preliminary Issue - LEP Height	28.09.21
2	ISSUE FOR DEVELOPMENT APPLICATION	27.10.21
3	ISSUE FOR DEVELOPMENT APPLICATION	14.12.21
4	ISSUE FOR DEVELOPMENT APPLICATION	15.12.21

©Copyright Team 2 Architects
This drawing is protected by copyright. All right are reserved. Unless permitted under the Copyright Act 1968, No part of this drawing may in any form or by any means be reproduced, published, broadcast or transmitted without the prior written permission of the copyright owner. Please Note if the status of this drawing is not signed off For Construction it may be subject to change, alteration or amendment at the discretion of Team 2 Architects. If so, Team 2 Architects is not liable for any loss, damage, harm or injury whether special, consequential, direct or indirect, suffered by you or any other person as a result of your use of this drawing for construction purposes.

- DRAWING LEGEND:
1. Architectural drawings shall be read in conjunction with other consultant drawings and specifications. Any discrepancies shall be referred to team 2 architects before proceeding with work.
 2. All dimensions and levels are in millimeters unless noted otherwise. No dimension shall be obtained by scaling the drawing.
 3. All dimensions to be checked on site with any discrepancies referred to team 2 architects before proceeding with work.
 4. All work to be carried out in accordance with the requirements of the principal certifying authority, current ncc & australian standards.



ERILYAN

TEAM 2
ARCHITECTS

STONEY MELBOURNE
701/1 Chandos Street, Suite 204/9-11 Claremont Street,
St Leonards NSW 2065 South Yarra, VIC 3141
T: + 61 2 9437 3166 ABN: 72 104 833 507
E: info@team2.com.au Reg NSW: 9940 Reg Vic: 19340

Northside West Stage 2

Wentworthville. NSW 2145

LEP Height

Project #	Scale	Doc	Cld
903	@A1	IK	IK

Drawings # DA8104 4



1 LEP Height - Lytton Street - South Street View

Scale:

DRAWING STATUS:		
DEVELOPMENT APPLICATION		
Rev	Revision Description	Date
1	Preliminary Issue - LEP Height	28.09.21
2	ISSUE FOR DEVELOPMENT APPLICATION	27.10.21
3	ISSUE FOR DEVELOPMENT APPLICATION	14.12.21
4	ISSUE FOR DEVELOPMENT APPLICATION	15.12.21
©Copyright Team 2 Architects This drawing is protected by copyright. All right are reserved. Unless permitted under the Copyright Act 1968, No part of this drawing may in any form or by any means be reproduced, published, broadcast or transmitted without the prior written permission of the copyright owner. Please Note if the status of this drawing is not signed off For Construction it may be subject to change, alteration or amendment at the discretion of Team 2 Architects. If so, Team 2 Architects is not liable for any loss, damage, harm or injury whether special, consequential, direct or indirect, suffered by you or any other person as a result of your use of this drawing for construction purposes.		
DRAWING LEGEND:		
1. Architectural drawings shall be read in conjunction with other consultant drawings and specifications. Any discrepancies shall be referred to team 2 architects before proceeding with work. 2. All dimensions and levels are in millimeters unless noted otherwise. No dimension shall be obtained by scaling the drawing. 3. All dimensions to be checked on site with any discrepancies referred to team 2 architects before proceeding with work. 4. All work to be carried out in accordance with the requirements of the principal certifying authority, current ncc & australian standards.		



ERILYAN

TEAM 2
ARCHITECTS


SYDNEY MELBOURNE
701/1 Chandos Street, Suite 204/9-11 Claremont Street,
St Leonards NSW 2065 South Yarra, VIC 3141
T: + 61 2 9437 3166 ABN: 72 104 833 507
E: info@team2.com.au
Reg NSW: 9940 Reg Vic: 19340

Northside West Stage 2

Wentworthville. NSW 2145

LEP Height

Project #	Scale	Doc	Clk
903	④A1	IK	IK
Drawings #:		Rev:	
DA8105		4	



1 LEP Height - Lytton Street Park - Street View
Scale:

DRAWING STATUS:		
DEVELOPMENT APPLICATION		
Rev	Revision Description	Date
1	Preliminary Issue - LEP Height	28.09.21
2	ISSUE FOR DEVELOPMENT APPLICATION	27.10.21
3	ISSUE FOR DEVELOPMENT APPLICATION	14.12.21
4	ISSUE FOR DEVELOPMENT APPLICATION	15.12.21

©Copyright Team 2 Architects
This drawing is protected by copyright. All right are reserved. Unless permitted under the Copyright Act 1968, No part of this drawing may in any form or by any means be reproduced, published, broadcast or transmitted without the prior written permission of the copyright owner. Please Note if the status of this drawing is not signed off For Construction it may be subject to change, alteration or amendment at the discretion of Team 2 Architects. If so, Team 2 Architects is not liable for any loss, damage, harm or injury whether special, consequential, direct or indirect, suffered by you or any other person as a result of your use of this drawing for construction purposes.

DRAWING LEGEND:
1. Architectural drawings shall be read in conjunction with other consultant drawings and specifications. Any discrepancies shall be referred to team 2 architects before proceeding with work.
2. All dimensions and levels are in millimeters unless noted otherwise. No dimension shall be obtained by scaling the drawing.
3. All dimensions to be checked on site with any discrepancies referred to team 2 architects before proceeding with work.
4. All work to be carried out in accordance with the requirements of the principal certifying authority, current ncc & australian standards.



ERILYAN

TEAM 2
ARCHITECTS

SYDNEY MELBOURNE
701/1 Chandos Street, Suite 204/9-11 Claremont Street,
St Leonards NSW 2065 South Yarra, VIC 3141
T: + 61 2 9437 3166 ABN: 72 104 833 507
E: info@team2.com.au
Reg NSW: 9940 Reg Vic: 19340

Project:
Northside West Stage 2


Title:
Wentworthville. NSW 2145

LEP Height

Project #	Scale	Doc	Cld
903	A1	IK	IK

Drawing #	Rev
DA8106	4

MATERIALS AND FINISHES LEGEND



EQUITONE LINES PANEL

SOLID ALUMINUM PANEL

SOLID ALUMINUM PANEL

PERFORATED METAL SCREENING


DRAWING STATUS:		
DEVELOPMENT APPLICATION		
Rev	Revision Description	Date
1	Preliminary Issue	02.08.21
2	Preliminary Issue	05.08.21
3	ISSUE FOR DEVELOPMENT APPLICATION	27.10.21
4	ISSUE FOR DEVELOPMENT APPLICATION	14.12.21
5	ISSUE FOR DEVELOPMENT APPLICATION	15.12.21


©Copyright Team 2 Architects
This drawing is protected by copyright. All right are reserved. Unless permitted under the Copyright Act 1968, No part of this drawing may in any form or by any means be reproduced, published, broadcast or transmitted without the prior written permission of the copyright owner. Please Note if the status of this drawing is not signed off For Construction it may be subject to change, alteration or amendment at the discretion of Team 2 Architects. If so, Team 2 Architects is not liable for any loss, damage, harm or injury whether special, consequential, direct or indirect, suffered by you or any other person as a result of your use of this drawing for construction purposes.

- DRAWING LEGEND:
- 1. Architectural drawings shall be read in conjunction with other consultant drawings and specifications. Any discrepancies shall be referred to team 2 architects before proceeding with work.
 - 2. All dimensions and levels are in millimeters unless noted otherwise. No dimension shall be obtained by scaling the drawing.
 - 3. All dimensions to be checked on site with any discrepancies referred to team 2 architects before proceeding with work.
 - 4. All work to be carried out in accordance with the requirements of the principal certifying authority, current ncc & australian standards.



1 DA - East Elevation - Lytton St View External Finishes
Scale: 1 : 100


ERILYAN


TEAM 2 ARCHITECTS

SYDNEY 701/1 Chandos Street, Suite 204/9-11 Claremont Street, St Leonards NSW 2065
T: + 61 2 9437 3166 E: info@team2.com.au Reg NSW: 9940

MELBOURNE South Yarra, VIC 3141
ABN: 72 104 833 507 Reg Vic: 19340

Project: Northside West Stage 2
Title: Wentworthville. NSW 2145
EXTERNAL FINISHES

Project #	Scale	Doc	Clid
903	1 : 100 @A1	IK	ZA
Drawing #	DA9000		
Rev	5		