NEPEAN HOSPITAL DEVELOPMENT - STAGE 2

DERBY STREET, KINGSWOOD

STRUCTURAL DRAWINGS

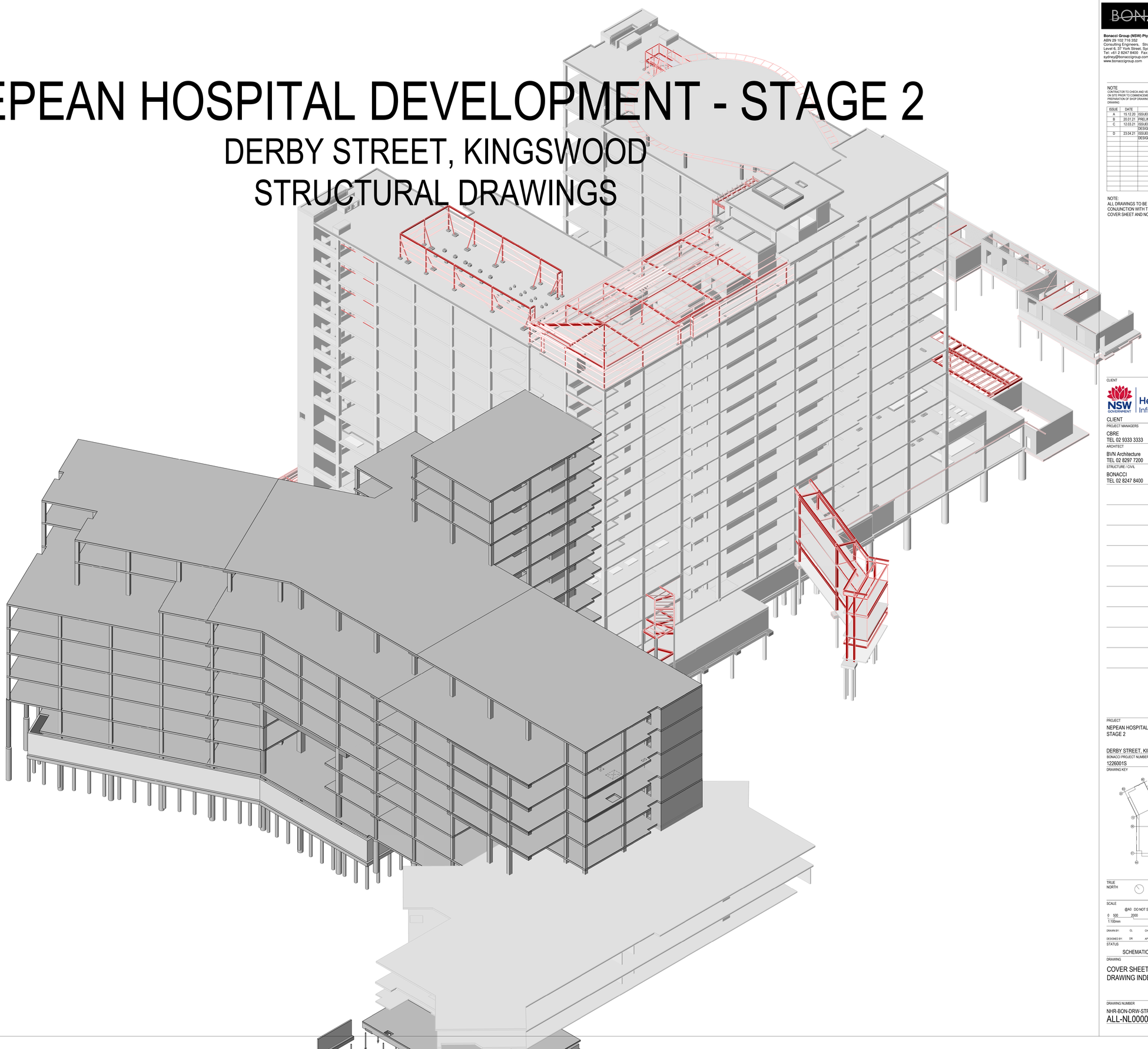

STRUCTURAL DRAWING LIST

SHEET NUMBER	TITLE
ALL-NL00000	COVER SHEET AND DRAWING INDEX
ALL-NL00001	STRUCTURAL NOTES
DTL-NL00100	TYPICAL COLUMN DETAILS SHEET 1
DTL-NL00120	TYPICAL MASONRY DETAILS SHEET 1
DTL-NL00121	TYPICAL MASONRY DETAILS SHEET 2
DTL-NL00125	TYPICAL MASONRY RETAINING WALLS
DTL-NL00128	TYPICAL SHORING DETAILS
DTL-NL00130	TYPICAL SLAB ON GROUND DETAILS SHEET 1
DTL-NL00140	TYPICAL SUSPENDED SLAB / BEAM DETAILS SHEET 1
DTL-NL00150	TYPICAL RC WALL DETAILS SHEET 1
DTL-NL00160	CORE WALL BLOCKOUT DETAIL
DTL-NL00175	FOOTING SECTION DETAILS - SHEET 1
DTL-NL00180	STRUCTURAL SLAB SECTION DETAILS - SHEET 1
DTL-NL00200	GENERAL RECTIFICATION WORK SECTION DETAILS - SHEET 1
ELV-NL00300	CORE WALL ELEVATION - SHEET 1
ELV-NL00301	CORE WALL ELEVATION - SHEET 2
ELV-NL00302	CORE WALL ELEVATION - SHEET 3
PLN-0000021	LEVEL 00 - LOADING PLAN
PLN-0000031	LEVEL 00 - CONSTRUCTION LOADING
PLN-0010001	LEVEL 00 - STRUCTURAL PLAN ZONE 1
PLN-0020001	LEVEL 00 - STRUCTURAL PLAN ZONE 2
PLN-0100021	LEVEL 01 - LOADING PLAN
PLN-0100031	LEVEL 01 - CONSTRUCTION LOADING PLAN
PLN-0110001	LEVEL 01 - STRUCTURAL PLAN ZONE 1
PLN-0120001	LEVEL 01 - STRUCTURAL PLAN ZONE 2
PLN-0130001	LEVEL 01 - STRUCTURAL PLAN NORTH BLOCK
PLN-0130002	LEVEL 01 - STRUCTURAL PLAN NORTH BLOCK BOH
PLN-0140001	LEVEL 01 - STRUCTURAL PLAN EAST BLOCK
PLN-0200021	LEVEL 02 - LOADING PLAN
PLN-0210001	LEVEL 02 - STRUCTURAL PLAN ZONE 1
PLN-0220001	LEVEL 02 - STRUCTURAL PLAN ZONE 2
PLN-0230001	LEVEL 02 - STRUCTURAL PLAN NORTH BLOCK
PLN-0250021	LEVEL 02 - LOADING PLAN KITCHEN
PLN-0300021	LEVEL 03 - LOADING PLAN
PLN-0310001	LEVEL 03 - STRUCTURAL PLAN ZONE 1
PLN-0320001	LEVEL 03 - STRUCTURAL PLAN ZONE 2
PLN-0330001	LEVEL 03 - STRUCTURAL PLAN NORTH BLOCK
PLN-0400021	LEVEL 04 - LOADING PLAN
PLN-0410001	LEVEL 04 - STRUCTURAL PLAN ZONE 1
PLN-0420001	LEVEL 04 - STRUCTURAL PLAN ZONE 2
PLN-0500021	LEVEL 05 - LOADING PLAN
PLN-0510001	LEVEL 05 - STRUCTURAL PLAN ZONE 1
PLN-0520001	LEVEL 05 - STRUCTURAL PLAN ZONE 2
PLN-0600021	LEVEL 06 - LOADING PLAN
PLN-0610001	LEVEL 06 - STRUCTURAL PLAN ZONE 1
PLN-0620001	LEVEL 06 - STRUCTURAL PLAN ZONE 2
PLN-0700021	LEVEL 07 - LOADING PLAN
PLN-0710001	LEVEL 07 - STRUCTURAL PLAN ZONE 1
PLN-0720001	LEVEL 07 - STRUCTURAL PLAN ZONE 2
PLN-0800021	LEVEL 08 - LOADING PLAN
PLN-0810001	LEVEL 08 - STRUCTURAL PLAN ZONE 1
PLN-0820001	LEVEL 08 - STRUCTURAL PLAN ZONE 2
PLN-0900001	LEVEL 09 - STRUCTURAL PLAN
PLN-0900021	LEVEL 09 - LOADING PLAN
PLN-1000001	LEVEL 10 - STRUCTURAL PLAN
PLN-1000021	LEVEL 10 - LOADING PLAN
PLN-1100001	LEVEL 11 - STRUCTURAL PLAN
PLN-1100021	LEVEL 11 - LOADING PLAN
PLN-B110001	STRUCTURAL FOOTING PLAN ZONE 1
PLN-B120001	STRUCTURAL FOOTING PLAN ZONE 2

BONACCI

Bonacci Group (NSW) Pty Ltd
ABN 29 102 716 352
Consulting Engineers, Structural - Civil - Infrastructure
Level 6, 37 York Street, Sydney, NSW 2000, Australia
Tel: +61 2 8247 8400 Fax: +61 2 8247 8444
sydney@bonaccigroup.com
www.bonaccigroup.com

NOTE
CONTRACTOR TO CHECK AND VERIFY ALL DIMENSIONS ON SITE PRIOR TO COMMENCEMENT OF WORK OR PREPARATION OF SHOP DRAWINGS. DO NOT SCALE THIS DRAWING

ISSUE	DATE	FOR
A	15.12.20	ISSUED FOR COORDINATION
B	20.01.21	PRELIMINARY ISSUE
C	12.03.21	ISSUED FOR SCHEMATIC DESIGN REVIEW
D	23.04.21	ISSUED FOR SCHEMATIC DESIGN

NOTE:
ALL DRAWINGS TO BE READ IN CONJUNCTION WITH THE TRADE PACKAGE COVER SHEET AND NOTES

CLIENT
NSW GOVERNMENT Health Infrastructure

CLIENT
PROJECT MANAGERS
CBRE
TEL 02 9333 3333
ARCHITECT
BVN Architecture
TEL 02 8297 7200
STRUCTURE / CIVIL
BONACCI
TEL 02 8247 8400

PROJECT
NEPEAN HOSPITAL
STAGE 2

DERBY STREET, KINGSWOOD
BONACCI PROJECT NUMBER
1226001S
DRAWING KEY

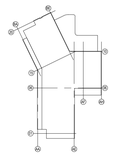

TRUE NORTH
PROJECT NORTH

SCALE
@A0 DO NOT SCALE
0 500 2000 4000
1:100mm

DRAWN BY: CL CHECKED BY: -
DESIGNED BY: DR APPROVED BY: -

STATUS
SCHEMATIC DESIGN

DRAWING
COVER SHEET AND DRAWING INDEX

DRAWING NUMBER
NHR-BON-DRW-STR-TB2-ALL-NL00000

ISSUE
D

23/04/2021 3:54:04 PM

LEVEL 00 STRUCTURAL PLAN - ZONE 1

SCALE: 1 : 100

STRUCTURAL SIZES

(UNLESS OTHERWISE NOTED)

350 RC	DENOTES THICKNESS OF REINFORCED CONCRETE SLAB ON POLYTHENE SHEET AND VOID FORMER ON 150 THICK DRAINAGE LAYER ON VOID FORMER.
180 S.O.G	DENOTES THICKNESS OF SLAB ON GROUND ON POLYTHENE SHEET AND VOID FORMER ON 150 THICK SUITABLY COMPACTED DRAINAGE LAYER. REINFORCED WITH SL102 MESH TOP AND BTM. 350 SLAB IS ALLOWED FOR CONSTRUCTION LOADING
COLUMN	REFER TO COLUMN SCHEDULE
CORE WALLS	REFER TO WALL ELEVATIONS

CONCRETE GRADE

ALL FLOOR ELEMENTS	S40

NOTES

- REFER TO VIBRATIONAL RESPONSE FACTOR PLANS FOR VIBRATION CRITERIA ADOPTED FOR EACH AREA. REFER TO LOADING PLANS FOR DESIGN LOADING OR EACH FLOOR.
- WHERE UPSTAND HEIGHT IS NOTED ON PLAN ABOVE, THIS DIMENSION IS FROM SSL TYPICAL UNO.
- REFER TO ARCH'S DRAWINGS CAST IN PLATE SETOUT AND LOCATIONS. CAST IN PLATS SHOWN ON THIS DRAWINGS ARE INDICATIVE ONLY
- FLOOR BOXES NOT SHOWN. REFER TO ARCH'S CONCRETE PROFILE DRAWINGS.
- THE FLOORS WHICH HAS CONSTRUCTION LOADING IS NOT ALLOWED WITH ANY SACRIFICIAL TOPPING.
- THE KITCHEN WILL BE INSTALLED AS SHELL AND NECESSARY ALLOWANCE FOR TOPPING AND PENETRATIONS TO BE MADE BY THE CONTRACTOR DURING SLAB CONSTRUCTION.

STEELWORK NOTES

- STEELWORK TO BE FIRE RATED AS REQUIRED TO FIRE ENGINEERS AND ARCHITECT'S DETAILS.
- REFER TO BCA CONSULTANT FOR FIRE RATING REQUIREMENTS
- ALL EXTERNAL STEEL WORK TO BE HOT DIP GALVANISED

LEGEND

(UNLESS OTHERWISE NOTED)

	DENOTES SPAN DIRECTION OF METAL TRAY
250	DENOTES THICKNESS OF SLAB
CJ	DENOTES CONSTRUCTION JOINT
EJ	DENOTES EXPANSION JOINT
STEP	DENOTES SLAB STEP REFER TO ARCHITECTUAL DRAWINGS FOR SETOUT AND DIMENSIONS
	DENOTES CONCRETE ELEMENT OVER
	DENOTES PRECAST ELEMENT OVER
	DENOTES LOAD-BEARING ELEMENT UNDER
	DENOTES BLOCKWORK WALL OVER
	DENOTES PENETRATION
	DENOTES SLEEVE PENETRATION

RC COLUMN SHEDULE

MARK	WIDTH	DEPTH	DIA	COMMENTS
C1	450	450		
C2	500	500		
C3	550	550		
C4	600	600		
C5	700	700		
C6	750	750		
C7	900	900		
C8	600	600		
C10			500	
C11			700	
C12			900	
C13			550	

STRUCTURAL WALL SCHEDULE

MARK	TYPE	THICKNESS	REMARKS
DW	DINCEL WALL	275	
RW	BLOCKWORK	190	
W1	INSITU	250	
W2	INSITU	300	
W3	INSITU	200	

BONACCI

Bonacci Group (NSW) Pty Ltd
ABN 29 102 716 352
Consulting Engineers, Structural - Civil - Infrastructure
Level 6, 37 York Street, Sydney, NSW 2000, Australia
Tel: +61 2 8247 8400 Fax: +61 2 8247 8444
sydney@bonaccigroup.com
www.bonaccigroup.com

NOTE
CONTRACTOR TO CHECK AND VERIFY ALL DIMENSIONS ON SITE PRIOR TO COMMENCEMENT OF WORK OR PREPARATION OF SHOP DRAWINGS. DO NOT SCALE THIS DRAWING

ISSUE	DATE	FOR
A	15.12.20	ISSUED FOR COORDINATION
B	20.01.21	PRELIMINARY ISSUE
C	12.03.21	ISSUED FOR SCHEMATIC DESIGN REVIEW
D	23.04.21	ISSUED FOR SCHEMATIC DESIGN

NOTE:
ALL DRAWINGS TO BE READ IN CONJUNCTION WITH THE TRADE PACKAGE COVER SHEET AND NOTES

CLIENT

NSW GOVERNMENT Health Infrastructure

CLIENT
PROJECT MANAGERS
CBRE
TEL 02 9333 3333
ARCHITECT
BVN Architecture
TEL 02 8297 7200
STRUCTURE / CIVIL
BONACCI
TEL 02 8247 8400

PROJECT
NEPEAN HOSPITAL
STAGE 2

DERBY STREET, KINGSWOOD
BONACCI PROJECT NUMBER
1226001S
DRAWING KEY

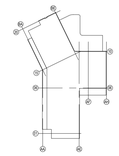

TRUE NORTH
PROJECT NORTH

SCALE
1 : 100 @A0 DO NOT SCALE
0 500 2000 4000
1:100mm

DRAWN BY: CL CHECKED BY: -
DESIGNED BY: DR APPROVED BY: -

STATUS
SCHEMATIC DESIGN

DRAWING
LEVEL 00
STRUCTURAL PLAN
ZONE 1

DRAWING NUMBER
NHR-BON-DRW-STR-TB2-PLN-0010001

ISSUE
D

23/04/2021 3:19:30 PM



LEVEL 00 STRUCTURAL PLAN - ZONE 2

SCALE: 1 : 100

STRUCTURAL SIZES

(UNLESS OTHERWISE NOTED)

350 RC	DENOTES THICKNESS OF REINFORCED CONCRETE SLAB ON POLYTHENE SHEET AND VOID FORMER ON 150 THICK DRAINAGE LAYER ON VOID FORMER.
180 S.O.G	DENOTES THICKNESS OF SLAB ON GROUND ON POLYTHENE SHEET AND VOID FORMER ON 150 THICK SUITABLY COMPACTED DRAINAGE LAYER. REINFORCED WITH SL102 MESH TOP AND BTM. 350 SLAB IS ALLOWED FOR CONSTRUCTION LOADING
COLUMN	REFER TO COLUMN SCHEDULE
CORE WALLS	REFER TO WALL ELEVATIONS

CONCRETE GRADE

ALL FLOOR ELEMENTS	S40

NOTES

- REFER TO VIBRATIONAL RESPONSE FACTOR PLANS FOR VIBRATION CRITERIA ADOPTED FOR EACH AREA. REFER TO LOADING PLANS FOR DESIGN LOADING OR EACH FLOOR.
- WHERE UPSTAND HEIGHT IS NOTED ON PLAN ABOVE, THIS DIMENSION IS FROM SSL TYPICAL UNO.
- REFER TO ARCH'S DRAWINGS CAST IN PLATE SETOUT AND LOCATIONS. CAST IN PLATS SHOWN ON THIS DRAWINGS ARE INDICATIVE ONLY
- FLOOR BOXES NOT SHOWN. REFER TO ARCH'S CONCRETE PROFILE DRAWINGS.
- THE FLOORS WHICH HAS CONSTRUCTION LOADING IS NOT ALLOWED WITH ANY SACRIFICIAL TOPPING.
- THE KITCHEN WILL BE INSTALLED AS SHELL AND NECESSARY ALLOWANCE FOR TOPPING AND PENETRATIONS TO BE MADE BY THE CONTRACTOR DURING SLAB CONSTRUCTION.

STEELWORK NOTES

- STEELWORK TO BE FIRE RATED AS REQUIRED TO FIRE ENGINEERS AND ARCHITECT'S DETAILS.
- REFER TO BCA CONSULTANT FOR FIRE RATING REQUIREMENTS.
- ALL EXTERNAL STEEL WORK TO BE HOT DIP GALVANISED

LEGEND

(UNLESS OTHERWISE NOTED)

	DENOTES SPAN DIRECTION OF METAL TRAY
250	DENOTES THICKNESS OF SLAB
CJ	DENOTES CONSTRUCTION JOINT
EJ	DENOTES EXPANSION JOINT
STEP	DENOTES SLAB STEP REFER TO ARCHITECTUAL DRAWINGS FOR SETOUT AND DIMENSIONS
	DENOTES CONCRETE ELEMENT OVER
	DENOTES PRECAST ELEMENT OVER
	DENOTES LOAD-BEARING ELEMENT UNDER
	DENOTES BLOCKWORK WALL OVER
	DENOTES PENETRATION
	DENOTES SLEEVE PENETRATION

RC COLUMN SHEDULE

MARK	WIDTH	DEPTH	DIA	COMMENTS
C1	450	450		
C2	500	500		
C3	550	550		
C4	600	600		
C5	700	700		
C6	750	750		
C7	900	900		
C8	600	600		
C10			500	
C11			700	
C12			900	
C13			550	

STRUCTURAL WALL SCHEDULE

MARK	TYPE	THICKNESS	REMARKS
DW	DINCEL WALL	275	
RW	BLOCKWORK	190	
W1	INSITU	250	
W2	INSITU	300	
W3	INSITU	200	

BONACCI

Bonacci Group (NSW) Pty Ltd
ABN 29 102 716 352
Consulting Engineers, Structural - Civil - Infrastructure
Level 6, 37 York Street, Sydney, NSW 2000, Australia
Tel: +61 2 8247 8400 Fax: +61 2 8247 8444
sydney@bonaccigroup.com
www.bonaccigroup.com

NOTE
CONTRACTOR TO CHECK AND VERIFY ALL DIMENSIONS ON SITE PRIOR TO COMMENCEMENT OF WORK OR PREPARATION OF SHOP DRAWINGS. DO NOT SCALE THIS DRAWING

ISSUE	DATE	FOR
A	15.12.20	ISSUED FOR COORDINATION
B	20.01.21	PRELIMINARY ISSUE
C	12.03.21	ISSUED FOR SCHEMATIC DESIGN REVIEW
D	23.04.21	ISSUED FOR SCHEMATIC DESIGN

NOTE:
ALL DRAWINGS TO BE READ IN CONJUNCTION WITH THE TRADE PACKAGE COVER SHEET AND NOTES

CLIENT
NSW GOVERNMENT Health Infrastructure

CLIENT
PROJECT MANAGERS
CBRE
TEL 02 9333 3333
ARCHITECT
BVN Architecture
TEL 02 8297 7200
STRUCTURE / CIVIL
BONACCI
TEL 02 8247 8400

PROJECT
NEPEAN HOSPITAL
STAGE 2

DERBY STREET, KINGSWOOD
BONACCI PROJECT NUMBER
1226001S
DRAWING KEY

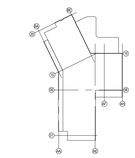

TRUE NORTH
PROJECT NORTH

SCALE
1 : 100 @A0 DO NOT SCALE
0 500 2000 4000
1:100mm

DRAWN BY: CL CHECKED BY: -
DESIGNED BY: DR APPROVED BY: -

STATUS
SCHEMATIC DESIGN

DRAWING
LEVEL 00
STRUCTURAL PLAN
ZONE 2

DRAWING NUMBER
NHR-BON-DRW-STR-TB2-PLN-0020001

ISSUE
D

23/04/2021 3:19:32 PM

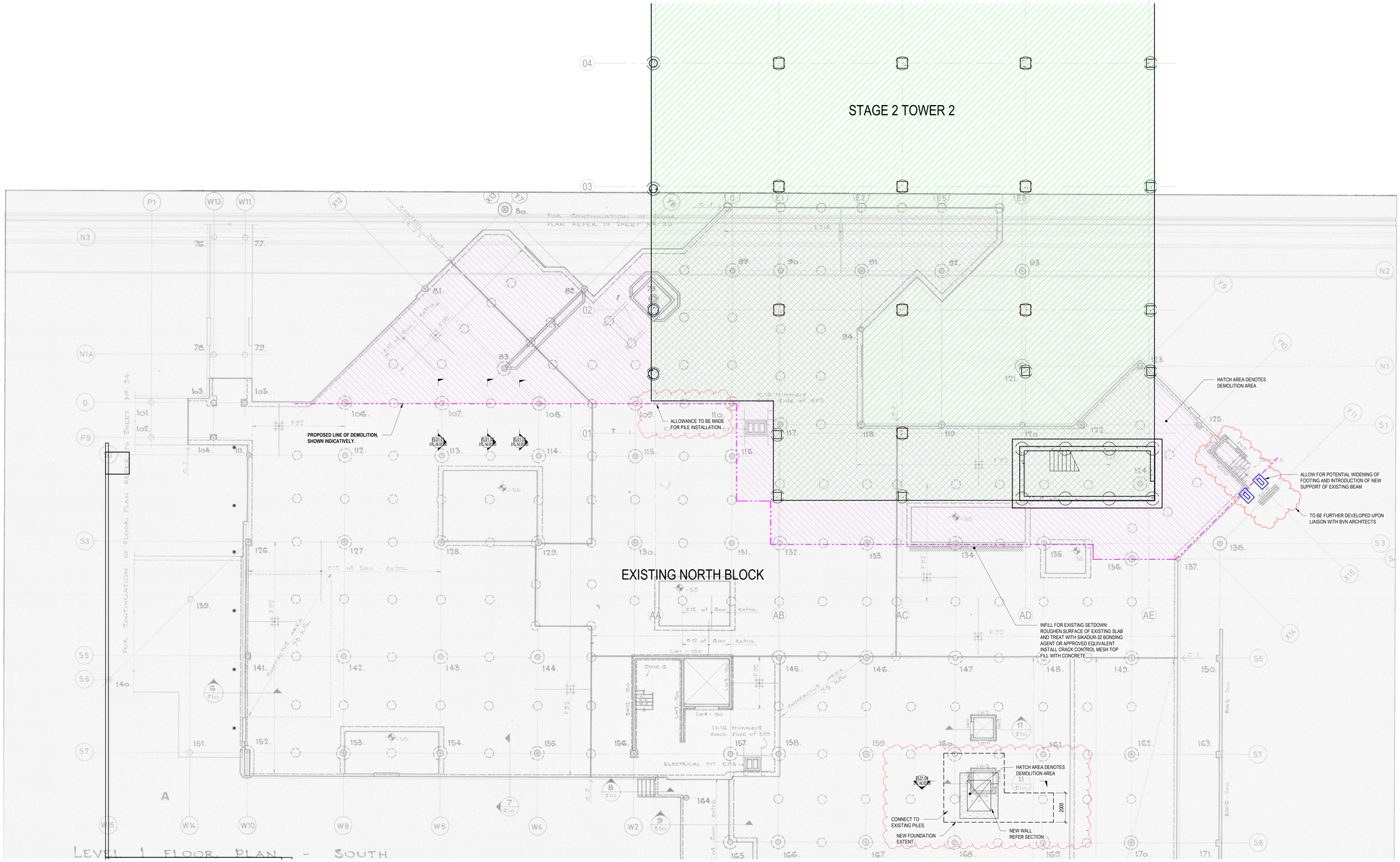

LEVEL 01 STRUCTURAL PLAN - NORTH BLOCK

NOTE: REFER DTL-NL00200 FOR GENERAL NOTES AND DETAILS

PROPOSED DEMOLITION LINE - PLAN - LEVEL 1 (SUSPENDED ON GROUND)

L1 FLOOR IS SUSPENDED FLAT PLATE ON PILES. BEING ON GROUND MAKES THE RECTIFICATION WORKS REQUIRED FOR THIS LEVEL EASIER TO MANAGE.

GENERAL RECTIFICATION REQUIREMENT FOR LEVEL 1 SLAB:

- MINIMAL TREATMENT OF EXPOSED REINFORCEMENT
- ADDITION OF EDGE THICKENING
- LOCALISED STRENGTHENING WORK AROUND STAIRS TO BE FURTHER DEVELOPED

LEGEND

DENOTES STAGE 2 TOWER AREA

DENOTES PROPOSED LINE OF DEMOLITION AREA

BONACCI

Bonacci Group (NSW) Pty Ltd
ABN 29 102 716 352
Consulting Engineers, Structural - Civil - Infrastructure
Level 6, 37 York Street, Sydney, NSW 2000, Australia
Tel: +61 2 8247 8400 Fax: +61 2 8247 8444
sydney@bonaccigroup.com
www.bonaccigroup.com

NOTE
CONTRACTOR TO CHECK AND VERIFY ALL DIMENSIONS ON SITE PRIOR TO COMMENCEMENT OF WORK OR PREPARATION OF SHOP DRAWINGS. DO NOT SCALE THIS DRAWING

ISSUE	DATE	FOR
A	15.12.20	ISSUED FOR COORDINATION
B	12.03.21	ISSUED FOR SCHEMATIC DESIGN REVIEW
C	23.04.21	ISSUED FOR SCHEMATIC DESIGN

NOTE:
ALL DRAWINGS TO BE READ IN CONJUNCTION WITH THE TRADE PACKAGE COVER SHEET AND NOTES

CLIENT
NSW GOVERNMENT Health Infrastructure

CLIENT
PROJECT MANAGERS
CBRE
TEL 02 9333 3333
ARCHITECT
BVN Architecture
TEL 02 8297 7200
STRUCTURE / CIVIL
BONACCI
TEL 02 8247 8400

PROJECT
NEPEAN HOSPITAL
STAGE 2

DERBY STREET, KINGSWOOD
BONACCI PROJECT NUMBER
1226001S
DRAWING KEY

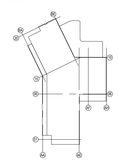

TRUE NORTH
PROJECT NORTH

SCALE
1 : 100 @A0 DO NOT SCALE
0 500 2000 4000
1:100mm

DRAWN BY: CL CHECKED BY: -
DESIGNED BY: DR APPROVED BY: -

STATUS
SCHEMATIC DESIGN

DRAWING
LEVEL 01
STRUCTURAL PLAN
NORTH BLOCK

DRAWING NUMBER
NHR-BON-DRW-STR-TB2-PLN-0130001

ISSUE
C

23/04/2021 3:28:24 PM

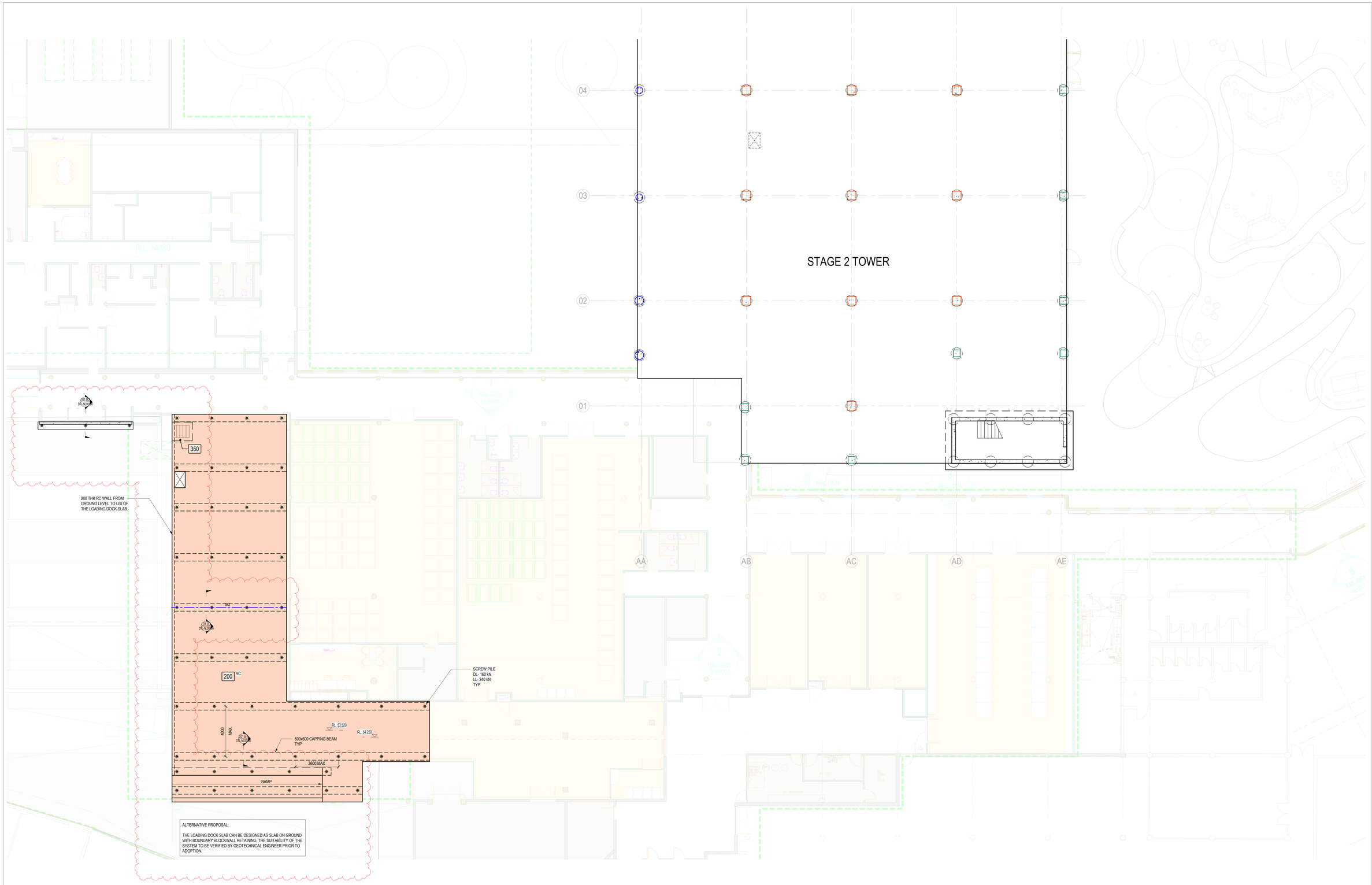

LEVEL 01 STRUCTURAL PLAN - NORTH BLOCK BOH

SCALE: 1 : 100

NOTES: SCREW PILES TO BE DESIGNED BY THE D&C SUBCONTRACTOR.
BELOW SCREW PILE LOAD CAN BE CONSIDERED IN THE TENDER PHASE.
DL- 160 kN
LL- 240 kN.

BONACCI

Bonacci Group (NSW) Pty Ltd
ABN 29 102 716 352
Consulting Engineers, Structural - Civil - Infrastructure
Level 6, 37 York Street, Sydney, NSW 2000, Australia
Tel: +61 2 8247 8400 Fax: +61 2 8247 8444
sydney@bonaccigroup.com
www.bonaccigroup.com

NOTE
CONTRACTOR TO CHECK AND VERIFY ALL DIMENSIONS ON SITE PRIOR TO COMMENCEMENT OF WORK OR PREPARATION OF SHOP DRAWINGS. DO NOT SCALE THIS DRAWING

ISSUE	DATE	FOR
A	12.03.21	ISSUED FOR SCHEMATIC DESIGN REVIEW
B	23.04.21	ISSUED FOR SCHEMATIC DESIGN

NOTE:
ALL DRAWINGS TO BE READ IN CONJUNCTION WITH THE TRADE PACKAGE COVER SHEET AND NOTES

CLIENT
NSW GOVERNMENT Health Infrastructure

CLIENT
PROJECT MANAGERS
CBRE
TEL 02 9333 3333
ARCHITECT
BVN Architecture
TEL 02 8297 7200
STRUCTURE / CIVIL
BONACCI
TEL 02 8247 8400

PROJECT
NEPEAN HOSPITAL
STAGE 2

DERBY STREET, KINGSWOOD
BONACCI PROJECT NUMBER
1226001S
DRAWING KEY

TRUE NORTH
PROJECT NORTH

SCALE
1 : 100 @A0 DO NOT SCALE
0 500 2000 4000
1:100mm

DRAWN BY: CL CHECKED BY: -
DESIGNED BY: DR APPROVED BY: -

STATUS
SCHEMATIC DESIGN

DRAWING
LEVEL 01
STRUCTURAL PLAN
NORTH BLOCK BOH

DRAWING NUMBER
NHR-BON-DRW-STR-TB2-PLN-0130002

ISSUE
B

23/04/2021 3:19:56 PM

LEGEND

(UNLESS OTHERWISE NOTED)

250	DENOTES THICKNESS OF SLAB
STEP	DENOTES SLAB STEP REFER TO ARCHITECTUAL DRAWINGS FOR SETOUT AND DIMENSIONS
	DENOTES CONCRETE ELEMENT OVER
	DENOTES LOAD-BEARING ELEMENT UNDER
	DENOTES BLOCKWORK WALL OVER

PILE LOADS

NUMBER AND DIAMETER OF PILES SHOWN IS INDICATIVE AND TO BE CONFIRMED BY PILING CONTRACTOR.

PILE SCHEDULE (BY PILE D&C CONTRACTOR)

PILE TYPE	DIAMETER (mm)	CONC GRADE (MPa)	VERT. REO	TIES	END BEARING (kPa)	COVER (mm)
P1	-	-	-	-	-	75
P2	-	-	-	-	-	75

STRUCTURAL FOOTING PLAN - ZONE 1

SCALE: 1 : 100

BONACCI

Bonacci Group (NSW) Pty Ltd
ABN 29 102 716 352
Consulting Engineers, Structural - Civil - Infrastructure
Level 6, 37 York Street, Sydney, NSW 2000, Australia
Tel: +61 2 8247 8400 Fax: +61 2 8247 8444
sydney@bonaccigroup.com
www.bonaccigroup.com

NOTE
CONTRACTOR TO CHECK AND VERIFY ALL DIMENSIONS ON SITE PRIOR TO COMMENCEMENT OF WORK OR PREPARATION OF SHOP DRAWINGS. DO NOT SCALE THIS DRAWING

ISSUE	DATE	FOR
A	20.01.21	PRELIMINARY ISSUE
B	12.03.21	ISSUED FOR SCHEMATIC DESIGN REVIEW
C	23.04.21	ISSUED FOR SCHEMATIC DESIGN

NOTE:
ALL DRAWINGS TO BE READ IN CONJUNCTION WITH THE TRADE PACKAGE COVER SHEET AND NOTES

CLIENT
NSW GOVERNMENT | Health Infrastructure

CLIENT
PROJECT MANAGERS
CBRE
TEL 02 9333 3333
ARCHITECT
BVN Architecture
TEL 02 8297 7200
STRUCTURE / CIVIL
BONACCI
TEL 02 8247 8400

PROJECT
NEPEAN HOSPITAL
STAGE 2

DERBY STREET, KINGSWOOD
BONACCI PROJECT NUMBER
1226001S
DRAWING KEY

TRUE NORTH
PROJECT NORTH

SCALE
1 : 100 @A0 DO NOT SCALE
0 500 2000 4000
1:100mm

DRAWN BY: CL CHECKED BY: -
DESIGNED BY: DR APPROVED BY: -
STATUS
SCHEMATIC DESIGN

DRAWING
STRUCTURAL FOOTING PLAN
ZONE 1

DRAWING NUMBER
NHR-BON-DRW-STR-TB2-PLN-B110001
ISSUE
C

23/04/2021 3:22:39 PM

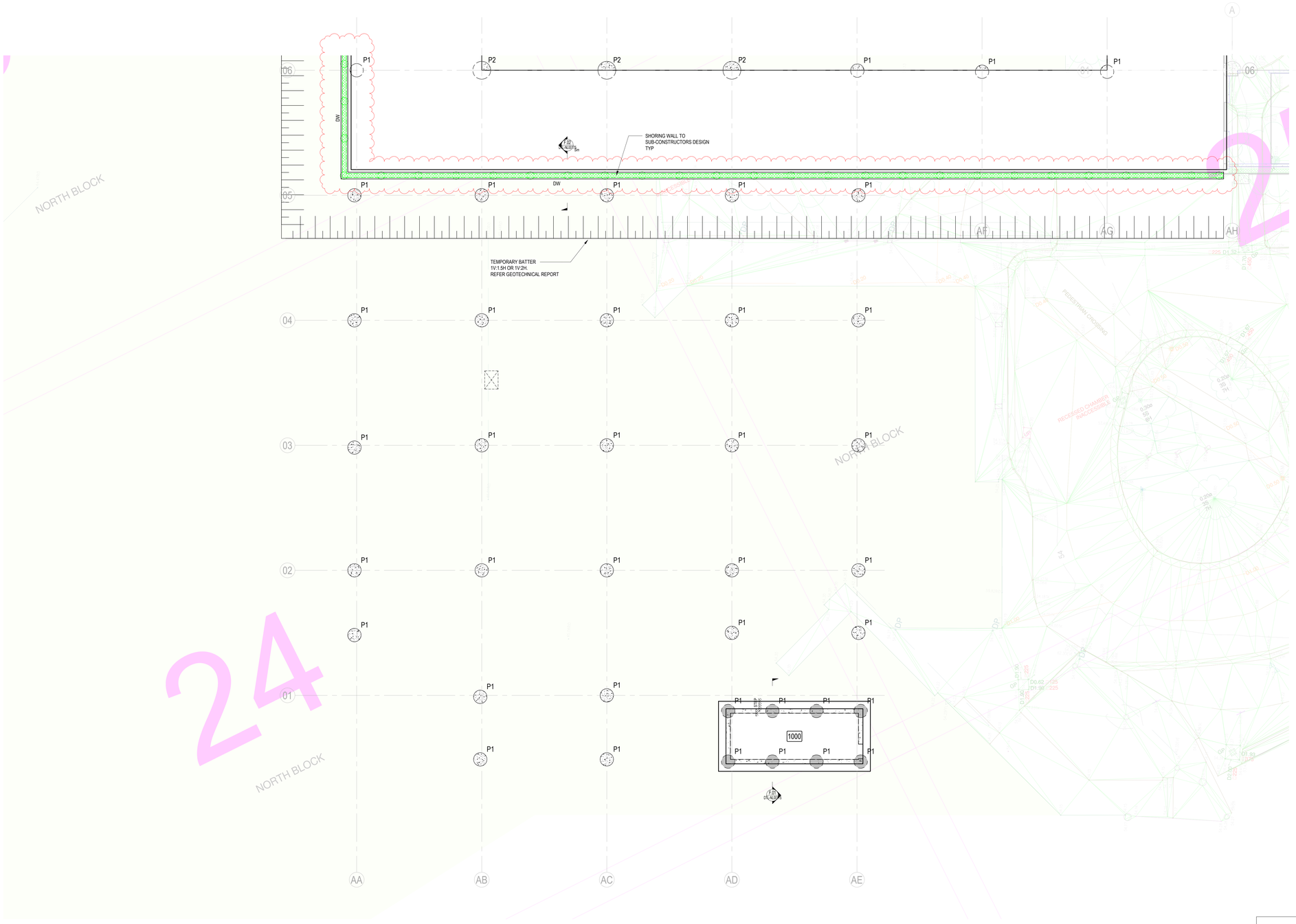

STRUCTURAL FOOTING PLAN - ZONE 2

SCALE: 1 : 100

LEGEND

(UNLESS OTHERWISE NOTED)

250	DENOTES THICKNESS OF SLAB
STEP	DENOTES SLAB STEP REFER TO ARCHITECTUAL DRAWINGS FOR SETOUT AND DIMENSIONS
	DENOTES CONCRETE ELEMENT OVER
	DENOTES LOAD-BEARING ELEMENT UNDER
	DENOTES BLOCKWORK WALL OVER

PILE LOADS

NUMBER AND DIAMETER OF PILES SHOWN IS INDICATIVE AND TO BE CONFIRMED BY PILING CONTRACTOR.

PILE SCHEDULE (BY PILE D&C CONTRACTOR)

PILE TYPE	DIAMETER (mm)	CONC GRADE (MPa)	VERT. REO	TIES	END BEARING (kPa)	COVER (mm)
P1	-	-	-	-	-	75
P2	-	-	-	-	-	75

BONACCI

Bonacci Group (NSW) Pty Ltd
ABN 29 102 716 352
Consulting Engineers, Structural - Civil - Infrastructure
Level 6, 37 York Street, Sydney, NSW 2000, Australia
Tel: +61 2 8247 8400 Fax: +61 2 8247 8444
sydney@bonaccigroup.com
www.bonaccigroup.com

NOTE
CONTRACTOR TO CHECK AND VERIFY ALL DIMENSIONS ON SITE PRIOR TO COMMENCEMENT OF WORK OR PREPARATION OF SHOP DRAWINGS. DO NOT SCALE THIS DRAWING

ISSUE	DATE	FOR
A	20.01.21	PRELIMINARY ISSUE
B	23.04.21	ISSUED FOR SCHEMATIC DESIGN

NOTE:
ALL DRAWINGS TO BE READ IN CONJUNCTION WITH THE TRADE PACKAGE COVER SHEET AND NOTES

CLIENT
NSW GOVERNMENT Health Infrastructure
CLIENT
PROJECT MANAGERS
CBRE
TEL 02 9333 3333
ARCHITECT
BVN Architecture
TEL 02 8297 7200
STRUCTURE / CIVIL
BONACCI
TEL 02 8247 8400

PROJECT
NEPEAN HOSPITAL
STAGE 2

DERBY STREET, KINGSWOOD
BONACCI PROJECT NUMBER
1226001S
DRAWING KEY

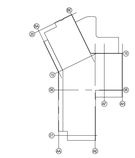

TRUE NORTH
PROJECT NORTH

SCALE
1 : 100 @A0 DO NOT SCALE
0 500 2000 4000
1:100mm

DRAWN BY: CL CHECKED BY: -
DESIGNED BY: DR APPROVED BY: -

STATUS
SCHEMATIC DESIGN

DRAWING
STRUCTURAL FOOTING PLAN
ZONE 2

DRAWING NUMBER
NHR-BON-DRW-STR-TB2-PLN-B120001

ISSUE
B

23/04/2021 3:22:45 PM