# STATE SIGNIFICANT DEVELOPMENT APPLICATION _ VOLUME 2

Rev A. JUNE 2026


| | | |
|---|---|---|
| A000 v2 | COVER SHEET (VOLUMN 2) | A |
| A100 | 3D PERSPECTIVE 01 | A |
| A101 | 3D PERSPECTIVE 02 | A |
| A102 | 3D PERSPECTIVE 03 | A |
| A103 | 3D PERSPECTIVE 04 | A |
| A104 | 3D PERSPECTIVE 05 | A |
| A105 | 3D PERSPECTIVE 06 | A |
| A106 | 3D PERSPECTIVE 07 | A |
| A107 | 3D PERSPECTIVE 08 | A |
| A109 | SITE A | A |
| A110 | SITE A - BASEMENT 3 | A |
| A111 | SITE A - BASEMENT 2 | A |
| A112 | SITE A - BASEMENT 1 | A |
| A113 | SITE A - GROUND FLOOR | A |
| A114 | SITE A - LEVEL 3 (TYPICAL 1-3) | A |
| A115 | SITE A - LEVEL 4 (TYPICAL 4-5) | A |
| A116 | SITE A - LEVEL 6 (TYPICAL 6-7) | A |
| A117 | SITE A - LEVEL 8 (TYPICAL 8) | A |
| A118 | SITE A - LEVEL 9 (TYPICAL 9-14) | A |
| A119 | SITE A - LEVEL 15 | A |
| A120 | SITE A - LEVEL 16 | A |
| A121 | SITE A - LEVEL 17 | A |
| A122 | SITE A - LEVEL 18 | A |
| A123 | SITE A - LEVEL 19 | A |
| A124 | SITE A - ROOF PLAN | A |
| A200 | SITE A NORTH ELEVATION | A |
| A201 | SITE A SOUTH ELEVATION | A |
| A202 | SITE A EAST ELEVATION | A |
| A203 | SITE A WEST ELEVATION | A |
| A204 | SITE A NORTH ELEVATION (TOWER) | A |
| A205 | SITE A SOUTH ELEVATION (TOWER) | A |
| A310 | SITE A - SECTION 1-1 | A |
| A311 | SITE A - SECTION 2-2 | A |
| A312 | SITE A RAMP SECTIONS | A |
| A400 | SITE A ADAPTABLE AND SILVER LEVEL UNIT PLANS | A |
| A401 | SITE A ADAPTABLE AND SILVER LEVEL UNIT PLANS | A |
| A402 | SITE A ADAPTABLE AND SILVER LEVEL UNIT PLANS | A |
| A403 | SITE A ADAPTABLE AND SILVER LEVEL UNIT PLANS | A |
| A404 | SITE A ADAPTABLE AND SILVER LEVEL UNIT PLANS | A |
| A405 | SITE A ADAPTABLE AND SILVER LEVEL UNIT PLANS | A |
| A406 | SITE A ADAPTABLE AND SILVER LEVEL UNIT PLANS | A |
| A407 | SITE A ADAPTABLE AND SILVER LEVEL UNIT PLANS | A |
| A408 | SITE A ADAPTABLE AND SILVER LEVEL UNIT PLANS | A |
| A409 | AFFORDABLE HOUSING DIAGRAM (BUILDING A) | A |
| A130 | SITE B | A |
| A131 | SITE B - BASEMENT 3 | A |
| A132 | SITE B - BASEMENT 2 | A |
| A133 | SITE B - BASEMENT 1 | A |
| A134 | SITE B - GROUND FLOOR | A |
| A135 | SITE B - LEVEL 1 | A |
| A136 | SITE B - LEVEL 2 | A |
| A137 | SITE B - LEVEL 3 | A |
| A138 | SITE B - LEVEL 4 (TYPICAL 4-5) | A |
| A139 | SITE B - LEVEL 6 (TYPICAL 6-7) | A |
| A140 | SITE B - LEVEL 8 | A |
| A141 | SITE B - LEVEL 9 (TYPICAL 9-13) | A |
| A142 | SITE B - LEVEL 14 | A |
| A143 | SITE B - LEVEL 15 | A |
| A144 | SITE B - LEVEL 16 | A |
| A145 | SITE B - LEVEL 17 | A |
| A146 | SITE B - LEVEL 18 | A |
| A147 | SITE B - LEVEL 19 | A |
| A148 | SITE B - ROOF PLAN | A |
| A210 | SITE B NORTH ELEVATION | A |
| A211 | SITE B SOUTH ELEVATION | A |
| A212 | SITE B EAST ELEVATION | A |
| A213 | SITE B WEST ELEVATION | A |
| A214 | SITE B NORTH ELEVATION (TOWER) | A |
| A215 | SITE B SOUTH ELEVATION (TOWER) | A |
| A320 | SITE B - SECTION 1-1 | A |
| A321 | SITE B - SECTION 2-2 | A |
| A322 | SITE B RAMP SECTIONS | A |
| A410 | SITE B ADAPTABLE AND SILVER LEVEL UNIT PLANS | A |
| A411 | SITE B ADAPTABLE AND SILVER LEVEL UNIT PLANS | A |
| A412 | SITE B ADAPTABLE AND SILVER LEVEL UNIT PLANS | A |
| A413 | SITE B ADAPTABLE AND SILVER LEVEL UNIT PLANS | A |
| A414 | SITE B ADAPTABLE AND SILVER LEVEL UNIT PLANS | A |
| A415 | SITE B ADAPTABLE AND SILVER LEVEL UNIT PLANS | A |
| A149 | SITE C | A |
| A151 | SITE C - BASEMENT 4 | A |
| A152 | SITE C - BASEMENT 3 | A |
| A153 | SITE C - BASEMENT 2 | A |
| A154 | SITE C - BASEMENT 1 | A |
| A155 | SITE C - GROUND FLOOR MEZZANINE | A |
| A156 | SITE C - GROUND FLOOR | A |
| A157 | SITE C - LEVEL 1 | A |
| A158 | SITE C - LEVEL 2 | A |
| A159 | SITE C - LEVEL 3 (TYPICAL 3-5) | A |
| A160 | SITE C - LEVEL 6 (TYPICAL 6-7) | A |
| A161 | SITE C - LEVEL 8 | A |
| A162 | SITE C - LEVEL 9 (TYPICAL 9-16) | A |
| A163 | SITE C - LEVEL 17 | A |
| A164 | SITE C - LEVEL 18 | A |
| A165 | SITE C - LEVEL 19 | A |
| A166 | SITE C - LEVEL 20 | A |
| A167 | SITE C - LEVEL 21 | A |
| A168 | SITE C - ROOF PLAN | A |
| A220 | SITE C NORTH ELEVATION | A |
| A221 | SITE C SOUTH ELEVATION | A |
| A222 | SITE C EAST ELEVATION | A |
| A223 | SITE C WEST ELEVATION | A |
| A224 | SITE C NORTH ELEVATION (TOWER) | A |
| A225 | SITE C SOUTH ELEVATION (TOWER) | A |
| A323 | SITE C - SECTION 1-1 | A |
| A324 | SITE C - SECTION 2-2 | A |
| A325 | SITE C RAMP SECTIONS | A |
| A416 | SITE C ADAPTABLE AND SILVER LEVEL UNIT PLANS | A |
| A417 | SITE C ADAPTABLE AND SILVER LEVEL UNIT PLANS | A |
| A418 | SITE C ADAPTABLE AND SILVER LEVEL UNIT PLANS | A |
| A419 | SITE C ADAPTABLE AND SILVER LEVEL UNIT PLANS | A |
| A420 | SITE C ADAPTABLE AND SILVER LEVEL UNIT PLANS | A |
| A421 | SITE C ADAPTABLE AND SILVER LEVEL UNIT PLANS | A |
| A422 | AFFORDABLE HOUSING DIAGRAM (BUILDING C) | A |
| A430 | SITE COVERAGE DIAGRAM | A |
| A431 | DEEP SOIL DIAGRAM 1 | A |
| A432 | DEEP SOIL DIAGRAM 2 | A |
| A433 | SOFT LANDSCAPE DIAGRAM 1 | A |
| A434 | SOFT LANDSCAPE DIAGRAM 2 | A |
| A435 | COMMUNAL OPEN SPACE PLAN | A |
| A436 | COMMUNAL OPEN SPACE PLAN | A |
| A437 | SOLAR TO COMMUNAL OPEN SPACE DIAGRAMS 2 | A |
| A438 | SOLAR TO COMMUNAL OPEN SPACE DIAGRAMS 1 | A |
| A439 | SITE A- ON-GOING WASTE MANAGEMENT PLAN | A |
| A440 | SITE B- ON-GOING WASTE MANAGEMENT PLAN | A |
| A441 | SITE C- ON-GOING WASTE MANAGEMENT PLAN | A |
| A442 | CONSTRUCTION WASTE MANAGEMENT PLAN | A |
| A443 | UNIT MIX & AREA SCHEDULE | A |
| A444 | SITE A - UNIT BREAKDOWN SCHEDULE | A |
| A445 | SITE A - UNIT BREAKDOWN SCHEDULE | A |
| A446 | SITE A - UNIT BREAKDOWN SCHEDULE | A |
| A447 | SITE A - UNIT BREAKDOWN SCHEDULE | A |
| A448 | SITE A - UNIT BREAKDOWN SCHEDULE | A |
| A449 | SITE A - UNIT BREAKDOWN SCHEDULE | A |
| A450 | SITE B - UNIT BREAKDOWN SCHEDULE | A |
| A451 | SITE B - UNIT BREAKDOWN SCHEDULE | A |
| A452 | SITE B - UNIT BREAKDOWN SCHEDULE | A |
| A453 | SITE B - UNIT BREAKDOWN SCHEDULE | A |
| A454 | SITE B - UNIT BREAKDOWN SCHEDULE | A |
| A455 | SITE C - UNIT BREAKDOWN SCHEDULE | A |
| A456 | SITE C - UNIT BREAKDOWN SCHEDULE | A |
| A457 | SITE C - UNIT BREAKDOWN SCHEDULE | A |
| A458 | SITE C - UNIT BREAKDOWN SCHEDULE | A |
| A459 | SITE C - UNIT BREAKDOWN SCHEDULE | A |
| A460 | SITE C - UNIT BREAKDOWN SCHEDULE | A |
| A461 | SITE C - UNIT BREAKDOWN SCHEDULE | A |
| A670 | SOLAR DIAGRAM 9 AM PREFERRED SCHEME | A |
| A671 | SOLAR DIAGRAM 10AM PREFERRED SCHEME | A |
| A672 | SOLAR DIAGRAM 11AM PREFERRED SCHEME | A |
| A673 | SOLAR DIAGRAM 1130AM PREFERRED SCHEME | A |
| A674 | SOLAR DIAGRAM 12PM PREFERRED SCHEME | A |
| A675 | SOLAR DIAGRAM 1230PM PREFERRED SCHEME | A |
| A676 | SOLAR DIAGRAM 1PM PREFERRED SCHEME | A |
| A677 | SOLAR DIAGRAM 130PM PREFERRED SCHEME | A |
| A678 | SOLAR DIAGRAM 2PM PREFERRED SCHEME | A |
| A679 | SOLAR DIAGRAM 3PM PREFERRED SCHEME | A |
| A731 | SITE A SOLAR DIAGRAM | A |
| A732 | SITE A SOLAR DIAGRAM | A |
| A733 | SITE A SOLAR DIAGRAM | A |
| A734 | SITE B SOLAR DIAGRAM | A |
| A735 | SITE B SOLAR DIAGRAM | A |
| A736 | SITE B SOLAR DIAGRAM | A |
| A738 | SITE C SOLAR DIAGRAM | A |
| A739 | SITE C SOLAR DIAGRAM | A |
| A740 | SITE C SOLAR DIAGRAM | A |
| A700 | SITE A VENTILATION DIAGRAM | A |
| A701 | SITE A VENTILATION DIAGRAM | A |
| A702 | SITE A VENTILATION DIAGRAM | A |
| A703 | SITE B VENTILATION DIAGRAM | A |
| A704 | SITE B VENTILATION DIAGRAM | A |
| A705 | SITE B VENTILATION DIAGRAM | A |
| A706 | SITE C VENTILATION DIAGRAM | A |
| A707 | SITE C VENTILATION DIAGRAM | A |
| A708 | SITE C VENTILATION DIAGRAM | A |
| A500 | SITE A - GFA DIAGRAM | A |
| A501 | SITE A - GFA DIAGRAM | A |
| A502 | SITE B - GFA DIAGRAM | A |
| A503 | SITE B - GFA DIAGRAM | A |
| A504 | SITE B - GFA DIAGRAM | A |
| A505 | SITE C - GFA DIAGRAM | A |
| A506 | SITE C - GFA DIAGRAM | A |
| A741 | BUILDING A EXTERNAL FINISHES SCHEDULE | A |
| A742 | BUILDING B EXTERNAL FINISHES SCHEDULE | A |
| A743 | BUILDING C EXTERNAL FINISHES SCHEDULE | A |
| A745 | 50M HEIGHT BLANKET DIRGRAM | A |
| A746 | 65M HEIGHT BLANKET DIRGRAM | A |


**DEVELOPMENT SUMMARIES**

SITE A DEVELOPMENT YIELD: 256 UNITS
SITE B DEVELOPMENT YIELD: 293 UNITS
SITE A DEVELOPMENT YIELD: 417 UNITS
TOTAL DEVELOPMENT YIELD: 966 UNITS

SITE A SITE AREA: 4924 $m^2$
SITE B SITE AREA: 6322 $m^2$
SITE C SITE AREA: 6422 $m^2$

DEVELOPABLE AREA: 19811.1 $m^2$
TOTAL SITE AREA: 23322.212 $m^2$



GROSS FLOOR AREA CALCULATION

SITE A PROPOSED FLOOR AREA: 24476.4 $m^2$
SITE B PROPOSED FLOOR AREA: 30481.8 $m^2$
SITE C PROPOSED FLOOR AREA: 43912.6 $m^2$
TOTAL PROPOSED FLOOR AREA: 98870.9 $m^2$
PROPOSED FSR: 4.711 : 1

LANDSCAPE CALCULATION

PROPOSED LANDSCAPE AREA:
SITE A (MIN 30%): 1537.6$m^2$(31.22%) COMPLY
SITE B (MIN 30%): 2000.72$m^2$(31.66%) COMPLY
SITE C (MIN 30%): 2935.07$m^2$(45.7%) COMPLY
COMBINED (MIN 30%): 6473.39$m^2$(36.64%) COMPLY

COMMUNAL OPEN SPACE :
SITE A (MIN 25%): 1258$m^2$(28.68%) COMPLY
SITE B (MIN 25%): 1968.3$m^2$(28.68%) COMPLY
SITE C (MIN 25%): 2690.7$m^2$(41.89%) COMPLY
COMBINED (MIN 25%): 17668$m^2$(33.48%) COMPLY

SITE COVERAGE(%):
SITE A : 2410.14$m^2$(48.9%)
SITE B : 3028.49$m^2$(47.9%)
SITE C : 5290.88$m^2$(79.3%)
COMBINED: 10729.51 $m^2$(60.73%)

DEEP SOIL:
SITE A (MIN 7%): 1124.49$m^2$(22.83%) COMPLY
SITE B (MIN 7%): 1719.25$m^2$(27.2%) COMPLY
SITE C (MIN 7%): 1152.92$m^2$(17.95%) COMPLY
COMBINED (7%): 3996.66 $m^2$(22.62%) COMPLY

AFFORDABLE HOUSING
BUILDING A & C:
(MINIMUM 5% OF TOTAL RESIDENTIAL DEVELOPMENT GFA: 95597.1m² * 5% = 4779.8 **m²**):
BUILDING C (STAGE 1): 27 UNITS
BUILDING A (STAGE 2): 26 UNITS
**4946.8m²** PROPOSED AFFORDABLE HOUSING GFA, EQUIVALENT TO 53 UNITS

BUILDING A (MIN 26 UNITS): 26 UNITS COMPLY
BUILDING B (MIN 29 UNITS): 32 UNITS COMPLY
BUILDING C (MIN 42 UNITS): 42 UNITS COMPLY
ADAPTABLE UNITS(MIN 10%): 100/966(10.35%) COMPLY

BUILDING A (MIN 51 UNITS): 53 UNITS COMPLY
BUILDING B (MIN 59 UNITS): 61 UNITS COMPLY
BUILDING C (MIN 83 UNITS): 86 UNITS COMPLY
SILVER LIVABLE UNITS(MIN 20%): 200/966(20.7%) COMPLY

SOLAR CALCULATION

SOLAR ACCESS TO COMMUNAL OPEN SPACE (MIN 50% OF REQUIRED COS 4417$m^2$):
88% (3879$m^2$ ) OF THE REQUIRED COS AREA RECEIVES 2 HOURS OF SOLAR ACCESS COMPLY

SITE A (MIN 70%): 187/256 (73.0%) COMPLY
SITE B (MIN 70%): 205/293 (70.0%) COMPLY
SITE C (MIN 70%): 302/417 (72.4%) COMPLY
TOTAL UNITS OF LIVING AREA RECEIVES 2 HOURS SOLAR ACCESS (MIN 70%): 694/966(72%) COMPLY

SITE A (MAX 15%): 35/256 (13.7%) COMPLY
SITE B (MAX 15%): 46/293 (15.0%) COMPLY
SITE C (MAX 15%): 69/417 (16.5%) NOT COMPLY
TOTAL UNITS OF LIVING AREA NO DIRECT SUNLIGHT(MAX15%): 150/966(15%) COMPLY

VENTILATION

SITE A (MIN 60%): 106/162 (65.4%) COMPLY
SITE B (MIN 60%): 95/156 (61.0%) COMPLY
SITE C (MIN 60%): 126/208 (60.6%) COMPLY
TOTAL UNITS OF NATURALLY CROSS-VENTILATED(MIN 60%): 327/526 (62.2%)

MAX BUILDING HEIGHT: 65m
PROPOSED AMENDING DA BUILDING HEIGHT: 77.55m

CHILDCARE

0-2 YEARS: 60 KIDS
2-3 YEARS : 40 KIDS
3-5 YEARS: 80 KIDS
TOTAL 180 KIDS

CAR PARKING

**BUILDING A**
RESIDENTIAL: 254 SPACES
RETAIL: 15 SPACES
VISITOR : 6 SPACES
TOTAL: 275 SPACES

**BUILDING B**
RESIDENTIAL: 319 SPACES
RETAIL: 16 SPACES
CHILDCARE: 8 SPACES
COMMERCIAL: 34 SPACES
VISITOR : 10 SPACES
TOTAL: 329 SPACES

**BUILDING C**
RESIDENTIAL: 388 SPACES
RETAIL: 107 SPACES
VISITOR : 7 SPACES
TOTAL: 502 SPACES

GRAND TOTAL 1106 SPACES

# 297 BRINGELLY ROAD, LEPPINGTON NSW 2179
# STATE SIGNIFICANT DEVELOPMENT APPLICATION _ VOLUME 2


tony owen ptnrs
Level 1
10-16 Queen Street
Chippendale NSW 2008
P 9122 9698 2900
F 9122 9698 3918
E info@tonyowen.com.au
Tony Owen Partners Architects Reg. No 7080



# 3D PERSPECTIVE 01

| Rev. | Description | By | Date |
|---|---|---|---|
| A | SSD SUBMISSION | TOP | 19/06/26 |

**Disclaimer**

THESE DRAWINGS ARE PRELIMINARY DRAWINGS AND ARE SUBJECT TO CHANGE WITHOUT NOTICE DURING THE COURSE OF THE PROPOSED DEVELOPMENT AND IN CONSULTATION WITH COUNCIL. SUBMISSION OF THE DRAWINGS DOES NOT CONSTITUTE A REPRESENTATION OR WARRANTY BY THE DEVELOPER OR ITS SERVANTS, AGENTS OR CONTRACTORS THAT THE DRAWINGS ARE FINAL NOR THAT THE PROPOSED DEVELOPMENT WILL TAKE PLACE IN ACCORDANCE WITH THESE DRAWINGS."

BEFORE CARRYING OUT ANY WORK ENSURE THAT THE DRAWINGS USED CARRY THE LATEST AMENDMENT No.

THESE DOCUMENTS AND ANY WORKS EXECUTED AS A RESULT OF THESE DOCUMENTS SHALL BE SUBJECT TO THE COPYRIGHT CONDITIONS SET OUT IN THE CONDITIONS OF ENGAGEMENT. ©

**Notes**

DRAWINGS MADE TO A LARGER SCALE AND THOSE SHOWING PARTICULAR DETAIL OF WORKS SHALL TAKE PRECEDENCE OVER DRAWINGS MADE TO A SMALLER SCALE AND FOR MORE GENERAL PURPOSES.

WHERE ANY DISCREPANCY EXISTS BETWEEN FIGURED AND SCALED DIMENSIONS, THE FIGURED DIMENSIONS SHALL PREVAIL.

BUILDER TO CHECK ALL SITE DIMENSIONS PRIOR TO FABRICATION OF ITEMS(?).

ALL WORK SHOULD COMPLY WITH RELEVANT AUSTRALIAN STANDARDS AND BUILDING CODE OF AUSTRALIA (BCA).

ALL WORK SHALL CONFORM TO THE CONTRACT DOCUMENTS WHICH INCLUDE SPECIFICATIONS, THE DRAWINGS, ALL ADDENDUMS, FINISHES, SCHEDULES AND MODIFICATIONS ISSUED BY THE ARCHITECT.

THE GENERAL CONTRACTOR SHALL REVIEW ALL DOCUMENTS AND VERIFY ALL DIMENSIONS AND FIELD CONDITIONS AND SHALL CONFIRM THAT WORK IS BUILDABLE AS SHOWN. ANY CONFLICTS OR OMISSIONS, ETC., SHALL BE IMMEDIATELY REPORTED TO THE ARCHITECT FOR CLARIFICATION PRIOR TO THE PERFORMANCE OF ANY WORK IN QUESTION.

ALL THE CONSTRUCTION DRAWINGS SHALL BE READ IN CONJUNCTION W ALL CONSULTANTS AND CONTRACTOR DRAWINGS, SCHEDULES AND SPECIFICATIONS. IN CASE OF CONFLICT BETWEEN ARCHITECTS AND CONSULTANTS DRAWINGS IN LOCATING STRUCTURAL ELEMENTS, MATERIALS / EQUIPMENT, THE ARCHITECT SHALL BE NOTIFIED FOR CLARIFICATION PRIOR TO PROCEEDING WITH CONSTRUCTION.

DO NOT SCALE DRAWINGS. WRITTEN DIMENSIONS GOVERN PARTITION LOCATIONS, DIMENSIONS AND TYPES. IN CASE OF CONFLICT, NOTIFY ARCHITECT OR WRITTEN CLARIFICATION PRIOR TO PROCEEDING WITH CONSTRUCTION.

**Legend**

**Consultants**

**Client**

A Mourched & G Mourched
ABN 94 935 668 270

**Architects**

tony owen ptnrs
Level 2
15-19 Queen Street
Chippendale NSW 2008
P (02) 9698 2900
F (02) 9699 3318
E info@tonyowen.com.au
Tony Owen Partners Architects Reg. No 7080

**Project**

Leppington

**Project address**
297 BRINGELLY ROAD,
LEPPINGTON NSW 2179

**Key plan**



| Scale | Date |
|---|---|
| | 19/06/26 |

**Drawing title**
3D PERSPECTIVE 01

| Project no. 1111 | Drawing no. | Rev. |
|---|---|---|
| Drawn TL | A100 | A |

**Drawing status**
SSD SUBMISSION

16/06/2026 5:18:25 PM



# 3D PERSPECTIVE 02

| Rev. | Description | By | Date |
|---|---|---|---|
| A | SSD SUBMISSION | TOP | 19/06/26 |

**Disclaimer**

THESE DRAWINGS ARE PRELIMINARY DRAWINGS AND ARE SUBJECT TO CHANGE WITHOUT NOTICE DURING THE COURSE OF THE PROPOSED DEVELOPMENT AND IN CONSULTATION WITH COUNCIL. SUBMISSION OF THE DRAWINGS DOES NOT CONSTITUTE A REPRESENTATION OR WARRANTY BY THE DEVELOPER OR ITS SERVANTS, AGENTS OR CONTRACTORS THAT THE DRAWINGS ARE FINAL NOR THAT THE PROPOSED DEVELOPMENT WILL TAKE PLACE IN ACCORDANCE WITH THESE DRAWINGS."

BEFORE CARRYING OUT ANY WORK ENSURE THAT THE DRAWINGS USED CARRY THE LATEST AMENDMENT No.

THESE DOCUMENTS AND ANY WORKS EXECUTED AS A RESULT OF THESE DOCUMENTS SHALL BE SUBJECT TO THE COPYRIGHT CONDITIONS SET OUT IN THE CONDITIONS OF ENGAGEMENT. ©

**Notes**

DRAWINGS MADE TO A LARGER SCALE AND THOSE SHOWING PARTICULAR DETAIL OF WORKS SHALL TAKE PRECEDENCE OVER DRAWINGS MADE TO A SMALLER SCALE AND FOR MORE GENERAL PURPOSES.
WHERE ANY DISCREPANCY EXISTS BETWEEN FIGURED AND SCALED DIMENSIONS, THE FIGURED DIMENSIONS SHALL PREVAIL.

BUILDER TO CHECK ALL SITE DIMENSIONS PRIOR TO FABRICATION OF FITMENTS.
ALL WORK SHOULD COMPLY WITH RELEVANT AUSTRALIAN STANDARDS AND BUILDING CODE OF AUSTRALIA (BCA).

ALL WORK SHALL CONFORM TO THE CONTRACT DOCUMENTS WHICH INCLUDE SPECIFICATIONS, THE DRAWINGS, ALL ADDENDUMS, FINISHES, SCHEDULES AND MODIFICATIONS ISSUED BY THE ARCHITECT.

THE GENERAL CONTRACTOR SHALL REVIEW ALL DOCUMENTS AND VERIFY ALL DIMENSIONS AND FIELD CONDITIONS AND SHALL CONFIRM THAT WORK IS BUILDABLE AS SHOWN. ANY CONFLICTS OR OMISSIONS, ETC. SHALL BE IMMEDIATELY REPORTED TO THE ARCHITECT FOR CLARIFICATION PRIOR TO THE PERFORMANCE OF ANY WORK IN QUESTION.

ALL THE CONSTRUCTION DRAWINGS SHALL BE READ IN CONJUNCTION W ALL CONSULTANTS AND CONTRACTOR DRAWINGS, SCHEDULES AND SPECIFICATIONS. IN CASE OF CONFLICT BETWEEN ARCHITECTS AND CONSULTANTS DRAWINGS IN LOCATING STRUCTURAL ELEMENTS, MATERIALS / EQUIPMENT, THE ARCHITECT SHALL BE NOTIFIED FOR CLARIFICATION PRIOR TO PROCEEDING WITH CONSTRUCTION.

DO NOT SCALE DRAWINGS. WRITTEN DIMENSIONS GOVERN PARTITION LOCATIONS, DIMENSIONS AND TYPES. IN CASE OF CONFLICT, NOTIFY ARCHITECT OR WRITTEN CLARIFICATION PRIOR TO PROCEEDING WITH CONSTRUCTION.

**Legend**

**Consultants**

**Client**

A Mourched & G Mourched
ABN 94 935 668 270

**Architects**

tony owen ptnrs

Level 2
12-16 Queen Street
Chippendale NSW 2008
P 9122 9666 2900
F 9122 9699 3018
E info@tonyowen.com.au

Tony Owen Partners Architects Reg. No 7080

**Project**

Leppington

**Project address**
297 BRINGELLY ROAD,
LEPPINGTON NSW 2179

**Key plan**



**Scale**

**Date**
19/06/26

**Drawing title**
3D PERSPECTIVE 02

**Project no.** 1111 **Drawing no.** A101 **Rev.** A

**Drawn** TL

**Drawing status**
SSD SUBMISSION

16/06/2026 5:18:26 PM



# 3D PERSPECTIVE 03

| Rev. | Description | By | Date |
|---|---|---|---|
| A | SSD SUBMISSION | TOP | 19/06/26 |

**Disclaimer**

THESE DRAWINGS ARE PRELIMINARY DRAWINGS AND ARE SUBJECT TO CHANGE WITHOUT NOTICE DURING THE COURSE OF THE PROPOSED DEVELOPMENT AND IN CONSULTATION WITH COUNCIL. SUBMISSION OF THE DRAWINGS DOES NOT CONSTITUTE A REPRESENTATION OR WARRANTY BY THE DEVELOPER OR ITS SERVANTS, AGENTS OR CONTRACTORS THAT THE DRAWINGS ARE FINAL NOR THAT THE PROPOSED DEVELOPMENT WILL TAKE PLACE IN ACCORDANCE WITH THESE DRAWINGS."

BEFORE CARRYING OUT ANY WORK ENSURE THAT THE DRAWINGS USED CARRY THE LATEST AMENDMENT No.

THESE DOCUMENTS AND ANY WORKS EXECUTED AS A RESULT OF THESE DOCUMENTS SHALL BE SUBJECT TO THE COPYRIGHT CONDITIONS SET OUT IN THE CONDITIONS OF ENGAGEMENT. ©

**Notes**

DRAWINGS MADE TO A LARGER SCALE AND THOSE SHOWING PARTICULAR DETAIL OF WORKS SHALL TAKE PRECEDENCE OVER DRAWINGS MADE TO A SMALLER SCALE AND FOR MORE GENERAL PURPOSES.

WHERE ANY DISCREPANCY EXISTS BETWEEN FIGURED AND SCALED DIMENSIONS, THE FIGURED DIMENSIONS SHALL PREVAIL.

BUILDER TO CHECK ALL SITE DIMENSIONS PRIOR TO FABRICATION OF ITEMS/ETC.

ALL WORK SHOULD COMPLY WITH RELEVANT AUSTRALIAN STANDARDS AND BUILDING CODE OF AUSTRALIA (BCA).

ALL WORK SHALL CONFORM TO THE CONTRACT DOCUMENTS WHICH INCLUDE SPECIFICATIONS, THE DRAWINGS, ALL ADDENDUMS, FINISHES, SCHEDULES AND MODIFICATIONS ISSUED BY THE ARCHITECT.

THE GENERAL CONTRACTOR SHALL REVIEW ALL DOCUMENTS AND VERIFY ALL DIMENSIONS AND FIELD CONDITIONS AND SHALL CONFIRM THAT WORK IS BUILDABLE AS SHOWN. ANY CONFLICTS OR OMISSIONS, ETC. SHALL BE IMMEDIATELY REPORTED TO THE ARCHITECT FOR CLARIFICATION PRIOR TO THE PERFORMANCE OF ANY WORK IN QUESTION.

ALL THE CONSTRUCTION DRAWINGS SHALL BE READ IN CONJUNCTION W ALL CONSULTANTS AND CONTRACTOR DRAWINGS, SCHEDULES AND SPECIFICATIONS. IN CASE OF CONFLICT BETWEEN ARCHITECTS AND CONSULTANTS DRAWINGS IN LOCATING STRUCTURAL ELEMENTS, MATERIALS / EQUIPMENT, THE ARCHITECT SHALL BE NOTIFIED FOR CLARIFICATION PRIOR TO PROCEEDING WITH CONSTRUCTION.

DO NOT SCALE DRAWINGS. WRITTEN DIMENSIONS GOVERN PARTITION LOCATIONS, DIMENSIONS AND TYPES. IN CASE OF CONFLICT, NOTIFY ARCHITECT OR WRITTEN CLARIFICATION PRIOR TO PROCEEDING WITH CONSTRUCTION.

**Legend**

**Consultants**

**Client**

A Mourched & G Mourched
ABN 94 935 668 270

**Architects**

tony owen ptnrs

Level 2
15-19 Queen Street
Chippendale NSW 2008
P 9122 9699 2900
F 9122 9699 3018
E info@tonyowen.com.au

Tony Owen Partners Architects Reg. No 7080

**Project**

Leppington

**Project address**
297 BRINGELLY ROAD,
LEPPINGTON NSW 2179

**Key plan**



| Scale | Date |
|---|---|
| | 19/06/26 |

Drawing title
3D PERSPECTIVE 03

| Project no. 1111 | Drawing no. | Rev. |
|---|---|---|
| Drawn TL | A102 | A |

Drawing status
SSD SUBMISSION

16/06/2026 5:18:26 PM



# 3D PERSPECTIVE 04

| Rev. | Description | By | Date |
|---|---|---|---|
| A | SSD SUBMISSION | TOP | 19/06/26 |

**Disclaimer**

"THESE DRAWINGS ARE PRELIMINARY DRAWINGS AND ARE SUBJECT TO CHANGE WITHOUT NOTICE DURING THE COURSE OF THE PROPOSED DEVELOPMENT AND IN CONSULTATION WITH COUNCIL. SUBMISSION OF THE DRAWINGS DOES NOT CONSTITUTE A REPRESENTATION OR WARRANTY BY THE DEVELOPER OR ITS SERVANTS, AGENTS OR CONTRACTORS THAT THE DRAWINGS ARE FINAL NOR THAT THE PROPOSED DEVELOPMENT WILL TAKE PLACE IN ACCORDANCE WITH THESE DRAWINGS."

BEFORE CARRYING OUT ANY WORK ENSURE THAT THE DRAWINGS USED CARRY THE LATEST AMENDMENT No.

THESE DOCUMENTS AND ANY WORKS EXECUTED AS A RESULT OF THESE DOCUMENTS SHALL BE SUBJECT TO THE COPYRIGHT CONDITIONS SET OUT IN THE CONDITIONS OF ENGAGEMENT. ©

**Notes**

DRAWINGS MADE TO A LARGER SCALE AND THOSE SHOWING PARTICULAR DETAIL OF WORKS SHALL TAKE PRECEDENCE OVER DRAWINGS MADE TO A SMALLER SCALE AND FOR MORE GENERAL PURPOSES.
WHERE ANY DISCREPANCY EXISTS BETWEEN FIGURED AND SCALED DIMENSIONS, THE FIGURED DIMENSIONS SHALL PREVAIL.

BUILDER TO CHECK ALL SITE DIMENSIONS PRIOR TO FABRICATION OF ITEMENTS.
ALL WORK SHOULD COMPLY WITH RELEVANT AUSTRALIAN STANDARDS AND BUILDING CODE OF AUSTRALIA (BCA).

ALL WORK SHALL CONFORM TO THE CONTRACT DOCUMENTS WHICH INCLUDE SPECIFICATIONS, THE DRAWINGS, ALL ADDENDUMS, FINISHES, SCHEDULES AND MODIFICATIONS ISSUED BY THE ARCHITECT.

THE GENERAL CONTRACTOR SHALL REVIEW ALL DOCUMENTS AND VERIFY ALL DIMENSIONS AND FIELD CONDITIONS AND SHALL CONFIRM THAT WORK IS BUILDABLE AS SHOWN. ANY CONFLICTS OR OMISSIONS, ETC. SHALL BE IMMEDIATELY REPORTED TO THE ARCHITECT FOR CLARIFICATION PRIOR TO THE PERFORMANCE OF ANY WORK IN QUESTION.

ALL THE CONSTRUCTION DRAWINGS SHALL BE READ IN CONJUNCTION W ALL CONSULTANTS AND CONTRACTOR DRAWINGS, SCHEDULES AND SPECIFICATIONS. IN CASE OF CONFLICT BETWEEN ARCHITECTS AND CONSULTANTS DRAWINGS IN LOCATING STRUCTURAL ELEMENTS, MATERIALS / EQUIPMENT, THE ARCHITECT SHALL BE NOTIFIED FOR CLARIFICATION PRIOR TO PROCEEDING WITH CONSTRUCTION.

DO NOT SCALE DRAWINGS. WRITTEN DIMENSIONS GOVERN PARTITION LOCATIONS, DIMENSIONS AND TYPES. IN CASE OF CONFLICT, NOTIFY ARCHITECT OR WRITTEN CLARIFICATION PRIOR TO PROCEEDING WITH CONSTRUCTION.

**Legend**

**Consultants**

**Client**

A Mourched & G Mourched
ABN 94 935 668 270

**Architects**

tony owen ptnrs
Level 2
12-16 Queen Street
Chippendale NSW 2008
P 9122 9666 2900
F 9122 9699 3018
E info@tonyowen.com.au
Tony Owen Partners Architects Reg. No 7080

**Project**

Leppington

**Project address**
297 BRINGELLY ROAD,
LEPPINGTON NSW 2179

**Key plan**



**Scale**

**Date**
19/06/26

**Drawing title**
3D PERSPECTIVE 04

**Project no.** 1111 **Drawing no.** A103 **Rev.** A

**Drawn** TL

**Drawing status**
SSD SUBMISSION

16/06/2026 5:16:27 PM



# 3D PERSPECTIVE 05

| Rev. | Description | By | Date |
|---|---|---|---|
| A | SSD SUBMISSION | TOP | 19/06/26 |

**Disclaimer**

THESE DRAWINGS ARE PRELIMINARY DRAWINGS AND ARE SUBJECT TO CHANGE WITHOUT NOTICE DURING THE COURSE OF THE PROPOSED DEVELOPMENT AND IN CONSULTATION WITH COUNCIL. SUBMISSION OF THE DRAWINGS DOES NOT CONSTITUTE A REPRESENTATION OR WARRANTY BY THE DEVELOPER OR ITS SERVANTS, AGENTS OR CONTRACTORS THAT THE DRAWINGS ARE FINAL NOR THAT THE PROPOSED DEVELOPMENT WILL TAKE PLACE IN ACCORDANCE WITH THESE DRAWINGS.

BEFORE CARRYING OUT ANY WORK ENSURE THAT THE DRAWINGS USED CARRY THE LATEST AMENDMENT No.

THESE DOCUMENTS AND ANY WORKS EXECUTED AS A RESULT OF THESE DOCUMENTS SHALL BE SUBJECT TO THE COPYRIGHT CONDITIONS SET OUT IN THE CONDITIONS OF ENGAGEMENT. ©

**Notes**

DRAWINGS MADE TO A LARGER SCALE AND THOSE SHOWING PARTICULAR DETAIL OF WORKS SHALL TAKE PRECEDENCE OVER DRAWINGS MADE TO A SMALLER SCALE AND FOR MORE GENERAL PURPOSES.

WHERE NOT DISCREPANCY EXISTS BETWEEN FIGURED AND SCALED DIMENSIONS, THE FIGURED DIMENSIONS SHALL PREVAIL.

BUILDER TO CHECK ALL SITE DIMENSIONS PRIOR TO FABRICATION OF ELEMENTS.
ALL WORK SHOULD COMPLY WITH RELEVANT AUSTRALIAN STANDARDS AND BUILDING CODE OF AUSTRALIA (BCA).

ALL WORK SHALL CONFORM TO THE CONTRACT DOCUMENTS WHICH INCLUDE SPECIFICATIONS, THE DRAWINGS, ALL ADDENDUMS, FINISHES, SCHEDULES AND MODIFICATIONS ISSUED BY THE ARCHITECT.

THE GENERAL CONTRACTOR SHALL REVIEW ALL DOCUMENTS AND VERIFY ALL DIMENSIONS AND FIELD CONDITIONS AND SHALL CONFIRM THAT WORK IS BUILDABLE AS SHOWN. ANY CONFLICTS OR OMISSIONS, ETC. SHALL BE IMMEDIATELY REPORTED TO THE ARCHITECT FOR CLARIFICATION PRIOR TO THE PERFORMANCE OF ANY WORK IN QUESTION.

ALL THE CONSTRUCTION DRAWINGS SHALL BE READ IN CONJUNCTION W ALL CONSULTANTS AND CONTRACTOR DRAWINGS, SCHEDULES AND SPECIFICATIONS. IN CASE OF CONFLICT BETWEEN ARCHITECTS AND CONSULTANTS DRAWINGS IN LOCATING STRUCTURAL ELEMENTS, MATERIALS / EQUIPMENT, THE ARCHITECT SHALL BE NOTIFIED FOR CLARIFICATION PRIOR TO PROCEEDING WITH CONSTRUCTION.

DO NOT SCALE DRAWINGS. WRITTEN DIMENSIONS GOVERN PARTITION LOCATIONS, DIMENSIONS AND TYPES. IN CASE OF CONFLICT, NOTIFY ARCHITECT OR WRITTEN CLARIFICATION PRIOR TO PROCEEDING WITH CONSTRUCTION.

**Legend**

**Consultants**

**Client**

A Mourched & G Mourched
ABN 94 935 668 270

**Architects**

tony owen ptnrs

Level 2
12-16 Queen Street
Chippendale NSW 2008
P 9122 9699 2900
F 9122 9699 3018
E info@tonyowen.com.au

Tony Owen Partners Architects Reg. No 7080

**Project**

Leppington

**Project address**
297 BRINGELLY ROAD,
LEPPINGTON NSW 2179

**Key plan**



| Scale | Date |
|---|---|
| | 19/06/26 |

**Drawing title**
3D PERSPECTIVE 05

| Project no. 1111 | Drawing no. | Rev. |
|---|---|---|
| Drawn TL | A104 | A |

**Drawing status**
SSD SUBMISSION

16/06/2026 5:16:27 PM



# 3D PERSPECTIVE 06

| Rev. | Description | By | Date |
|---|---|---|---|
| A | SSD SUBMISSION | TOP | 19/06/26 |

**Disclaimer**

THESE DRAWINGS ARE PRELIMINARY DRAWINGS AND ARE SUBJECT TO CHANGE WITHOUT NOTICE DURING THE COURSE OF THE PROPOSED DEVELOPMENT AND IN CONSULTATION WITH COUNCIL. SUBMISSION OF THE DRAWINGS DOES NOT CONSTITUTE A REPRESENTATION OR WARRANTY BY THE DEVELOPER OR ITS SERVANTS, AGENTS OR CONTRACTORS THAT THE DRAWINGS ARE FINAL NOR THAT THE PROPOSED DEVELOPMENT WILL TAKE PLACE IN ACCORDANCE WITH THESE DRAWINGS.

BEFORE CARRYING OUT ANY WORK ENSURE THAT THE DRAWINGS USED CARRY THE LATEST AMENDMENT No.

THESE DOCUMENTS AND ANY WORKS EXECUTED AS A RESULT OF THESE DOCUMENTS SHALL BE SUBJECT TO THE COPYRIGHT CONDITIONS SET OUT IN THE CONDITIONS OF ENGAGEMENT. ©

**Notes**

DRAWINGS MADE TO A LARGER SCALE AND THOSE SHOWING PARTICULAR DETAIL OF WORKS SHALL TAKE PRECEDENCE OVER DRAWINGS MADE TO A SMALLER SCALE AND FOR MORE GENERAL PURPOSES.

WHERE ANY DISCREPANCY EXISTS BETWEEN FIGURED AND SCALED DIMENSIONS, THE FIGURED DIMENSIONS SHALL PREVAIL.

BUILDER TO CHECK ALL SITE DIMENSIONS PRIOR TO FABRICATION OF FITMENTS.

ALL WORK SHOULD COMPLY WITH RELEVANT AUSTRALIAN STANDARDS AND BUILDING CODE OF AUSTRALIA (BCA).

ALL WORK SHALL CONFORM TO THE CONTRACT DOCUMENTS WHICH INCLUDE SPECIFICATIONS, THE DRAWINGS, ALL ADDENDUMS, FINISHES, SCHEDULES AND MODIFICATIONS ISSUED BY THE ARCHITECT.

THE GENERAL CONTRACTOR SHALL REVIEW ALL DOCUMENTS AND VERIFY ALL DIMENSIONS AND FIELD CONDITIONS AND SHALL CONFIRM THAT WORK IS BUILDABLE AS SHOWN. ANY CONFLICTS OR OMISSIONS, ETC. SHALL BE IMMEDIATELY REPORTED TO THE ARCHITECT FOR CLARIFICATION PRIOR TO THE PERFORMANCE OF ANY WORK IN QUESTION.

ALL THE CONSTRUCTION DRAWINGS SHALL BE READ IN CONJUNCTION W ALL CONSULTANTS AND CONTRACTOR DRAWINGS, SCHEDULES AND SPECIFICATIONS. IN CASE OF CONFLICT BETWEEN ARCHITECTS AND CONSULTANTS DRAWINGS IN LOCATING STRUCTURAL ELEMENTS, MATERIALS / EQUIPMENT, THE ARCHITECT SHALL BE NOTIFIED FOR CLARIFICATION PRIOR TO PROCEEDING WITH CONSTRUCTION.

DO NOT SCALE DRAWINGS. WRITTEN DIMENSIONS GOVERN PARTITION LOCATIONS, DIMENSIONS AND TYPES. IN CASE OF CONFLICT, NOTIFY ARCHITECT OR WRITTEN CLARIFICATION PRIOR TO PROCEEDING WITH CONSTRUCTION.

**Legend**

**Consultants**

**Client**

A Mourched & G Mourched
ABN 94 935 668 270

**Architects**

tony owen ptnrs
Level 2
15-19 Queen Street
Chippendale NSW 2008
P 9122 9699 2900
F 9122 9699 3018
E info@tonyowen.com.au
Tony Owen Partners Architects Reg. No 7080

**Project**

Leppington

**Project address**
297 BRINGELLY ROAD,
LEPPINGTON NSW 2179

**Key plan**



| Scale | Date |
|---|---|
| | 19/06/26 |

Drawing title
3D PERSPECTIVE 06

| Project no. | Drawing no. | Rev. |
|---|---|---|
| 1111 | A105 | A |

Drawn TL

Drawing status
SSD SUBMISSION

16/06/2026 5:18:28 PM



# 3D PERSPECTIVE 07

| Rev. | Description | By | Date |
|---|---|---|---|
| A | SSD SUBMISSION | TOP | 19/06/26 |

**Disclaimer**

"THESE DRAWINGS ARE PRELIMINARY DRAWINGS AND ARE SUBJECT TO CHANGE WITHOUT NOTICE DURING THE COURSE OF THE PROPOSED DEVELOPMENT AND IN CONSULTATION WITH COUNCIL. SUBMISSION OF THE DRAWINGS DOES NOT CONSTITUTE A REPRESENTATION OR WARRANTY BY THE DEVELOPER OR ITS SERVANTS, AGENTS OR CONTRACTORS THAT THE DRAWINGS ARE FINAL NOR THAT THE PROPOSED DEVELOPMENT WILL TAKE PLACE IN ACCORDANCE WITH THESE DRAWINGS."

BEFORE CARRYING OUT ANY WORK ENSURE THAT THE DRAWINGS USED CARRY THE LATEST AMENDMENT No.

THESE DOCUMENTS AND ANY WORKS EXECUTED AS A RESULT OF THESE DOCUMENTS SHALL BE SUBJECT TO THE COPYRIGHT CONDITIONS SET OUT IN THE CONDITIONS OF ENGAGEMENT. ©

**Notes**

DRAWINGS MADE TO A LARGER SCALE AND THOSE SHOWING PARTICULAR DETAIL OF WORKS SHALL TAKE PRECEDENCE OVER DRAWINGS MADE TO A SMALLER SCALE AND FOR MORE GENERAL PURPOSES

WHERE ANY DISCREPANCY EXISTS BETWEEN FIGURED AND SCALED DIMENSIONS, THE FIGURED DIMENSIONS SHALL PREVAIL.

BUILDER TO CHECK ALL SITE DIMENSIONS PRIOR TO FABRICATION OF FITMENTS.

ALL WORK SHOULD COMPLY WITH RELEVANT AUSTRALIAN STANDARDS AND BUILDING CODE OF AUSTRALIA (BCA)

ALL WORK SHALL CONFORM TO THE CONTRACT DOCUMENTS WHICH INCLUDE SPECIFICATIONS, THE DRAWINGS, ALL ADDENDUMS, FINISHES, SCHEDULES AND MODIFICATIONS ISSUED BY THE ARCHITECT.

THE GENERAL CONTRACTOR SHALL REVIEW ALL DOCUMENTS AND VERIFY ALL DIMENSIONS AND FIELD CONDITIONS AND SHALL CONFIRM THAT WORK IS BUILDABLE AS SHOWN. ANY CONFLICTS OR OMISSIONS, ETC., SHALL BE IMMEDIATELY REPORTED TO THE ARCHITECT FOR CLARIFICATION PRIOR TO THE PERFORMANCE OF ANY WORK IN QUESTION.

ALL THE CONSTRUCTION DRAWINGS SHALL BE READ IN CONJUNCTION W ALL CONSULTANTS AND CONTRACTOR DRAWINGS, SCHEDULES AND SPECIFICATIONS. IN CASE OF CONFLICT BETWEEN ARCHITECTS AND CONSULTANTS DRAWINGS IN LOCATING STRUCTURAL ELEMENTS, MATERIALS EQUIPMENT, THE ARCHITECT SHALL BE NOTIFIED FOR CLARIFICATION PRIOR TO PROCEEDING WITH CONSTRUCTION.

DO NOT SCALE DRAWINGS. WRITTEN DIMENSIONS GOVERN PARTITION LOCATIONS, DIMENSIONS AND TYPES. IN CASE OF CONFLICT, NOTIFY ARCHITECT OR WRITTEN CLARIFICATION PRIOR TO PROCEEDING WITH CONSTRUCTION.

**Legend**

**Consultants**

**Client**

A Mourched & G Mourched
ABN 94 935 668 270

**Architects**

tony owen ptnrs

Level 2
10-16 Queen Street
Chippendale NSW 2008
T 9122 9699 2900
F 9122 9699 3018
E info@tonyowen.com.au

Tony Owen Partners Architects Reg. No 7080

**Project**

Leppington

**Project address**

297 BRINGELLY ROAD,
LEPPINGTON NSW 2179

**Key plan**



| Scale | Date |
|---|---|
| | 19/06/26 |

**Drawing title**
3D PERSPECTIVE 07

| Project no. 1111 | Drawing no. | Rev. |
|---|---|---|
| Drawn TL | A106 | A |

**Drawing status**
SSD SUBMISSION

16/06/2026 5:18:28 PM



# 3D PERSPECTIVE 08

| Rev. | Description | By | Date |
|---|---|---|---|
| A | SSD SUBMISSION | TOP | 19/06/26 |

**Disclaimer**

THESE DRAWINGS ARE PRELIMINARY DRAWINGS AND ARE SUBJECT TO CHANGE WITHOUT NOTICE DURING THE COURSE OF THE PROPOSED DEVELOPMENT AND IN CONSULTATION WITH COUNCIL. SUBMISSION OF THE DRAWINGS DOES NOT CONSTITUTE A REPRESENTATION OR WARRANTY BY THE DEVELOPER OR ITS SERVANTS, AGENTS OR CONTRACTORS THAT THE DRAWINGS ARE FINAL NOR THAT THE PROPOSED DEVELOPMENT WILL TAKE PLACE IN ACCORDANCE WITH THESE DRAWINGS."

BEFORE CARRYING OUT ANY WORK ENSURE THAT THE DRAWINGS USED CARRY THE LATEST AMENDMENT No.

THESE DOCUMENTS AND ANY WORKS EXECUTED AS A RESULT OF THESE DOCUMENTS SHALL BE SUBJECT TO THE COPYRIGHT CONDITIONS SET OUT IN THE CONDITIONS OF ENGAGEMENT. ©

**Notes**

DRAWINGS MADE TO A LARGER SCALE AND THOSE SHOWING PARTICULAR DETAIL OF WORKS SHALL TAKE PRECEDENCE OVER DRAWINGS MADE TO A SMALLER SCALE AND FOR MORE GENERAL PURPOSES.

WHERE ANY DISCREPANCY EXISTS BETWEEN FIGURED AND SCALED DIMENSIONS, THE FIGURED DIMENSIONS SHALL PREVAIL.

BUILDER TO CHECK ALL SITE DIMENSIONS PRIOR TO FABRICATION OF ITEMS ETC.

ALL WORK SHALL COMPLY WITH RELEVANT AUSTRALIAN STANDARDS AND BUILDING CODE OF AUSTRALIA (BCA).

ALL WORK SHALL CONFORM TO THE CONTRACT DOCUMENTS WHICH INCLUDE SPECIFICATIONS, THE DRAWINGS, ALL ADDENDUMS, FINISHES, SCHEDULES AND MODIFICATIONS ISSUED BY THE ARCHITECT.

THE GENERAL CONTRACTOR SHALL REVIEW ALL DOCUMENTS AND VERIFY ALL DIMENSIONS AND FIELD CONDITIONS AND SHALL CONFIRM THAT WORK IS BUILDABLE AS SHOWN. ANY CONFLICTS OR OMISSIONS, ETC., SHALL BE IMMEDIATELY REPORTED TO THE ARCHITECT FOR CLARIFICATION PRIOR TO THE PERFORMANCE OF ANY WORK IN QUESTION.

ALL THE CONSTRUCTION DRAWINGS SHALL BE READ IN CONJUNCTION W/ ALL CONSULTANTS AND CONTRACTOR DRAWINGS, SCHEDULES AND SPECIFICATIONS. IN CASE OF CONFLICT BETWEEN ARCHITECTS AND CONSULTANTS DRAWINGS IN LOCATING STRUCTURAL ELEMENTS, MATERIALS / EQUIPMENT, THE ARCHITECT SHALL BE NOTIFIED FOR CLARIFICATION PRIOR TO PROCEEDING WITH CONSTRUCTION.

DO NOT SCALE DRAWINGS. WRITTEN DIMENSIONS GOVERN PARTITION LOCATIONS, DIMENSIONS AND TYPES. IN CASE OF CONFLICT, NOTIFY ARCHITECT OR WRITTEN CLARIFICATION PRIOR TO PROCEEDING WITH CONSTRUCTION.

**Legend**

**Consultants**

**Client**

A Mourched & G Mourched
ABN 94 935 668 270

**Architects**

tony owen ptnrs

Level 2
15-19 Queen Street
Chippendale NSW 2008
P 8122 9666 2900
F 8122 9666 3018
E info@tonyowen.com.au

Tony Owen Partners Architects Reg. No 7080

**Project**

Leppington

**Project address**
297 BRINGELLY ROAD,
LEPPINGTON NSW 2179

**Key plan**



**Scale**

**Date**
19/06/26

**Drawing title**
3D PERSPECTIVE 08

**Project no.** 1111 **Drawing no.** A107 **Rev.** A

**Drawn** TL

**Drawing status**
SSD SUBMISSION

16/06/2026 5:18:29 PM

# SITE A




SITE A

| Rev. | Description | By | Date |
|---|---|---|---|
| A | SSD SUBMISSION | TOP | 19/06/26 |

**Disclaimer**

"THESE DRAWINGS ARE PRELIMINARY DRAWINGS AND ARE SUBJECT TO CHANGE WITHOUT NOTICE DURING THE COURSE OF THE PROPOSED DEVELOPMENT AND IN CONSULTATION WITH COUNCIL. SUBMISSION OF THE DRAWINGS DOES NOT CONSTITUTE A REPRESENTATION OR WARRANTY BY THE DEVELOPER OR ITS SERVANTS, AGENTS OR CONTRACTORS THAT THE DRAWINGS ARE FINAL NOR THAT THE PROPOSED DEVELOPMENT WILL TAKE PLACE IN ACCORDANCE WITH THESE DRAWINGS."

BEFORE CARRYING OUT ANY WORK ENSURE THAT THE DRAWINGS USED CARRY THE LATEST AMENDMENT No.

THESE DOCUMENTS AND ANY WORKS EXECUTED AS A RESULT OF THESE DOCUMENTS SHALL BE SUBJECT TO THE COPYRIGHT CONDITIONS SET OUT IN THE CONDITIONS OF ENGAGEMENT. ©

**Notes**

DRAWINGS MADE TO A LARGER SCALE AND THOSE SHOWING PARTICULAR DETAIL OF WORKS SHALL TAKE PRECEDENCE OVER DRAWINGS MADE TO A SMALLER SCALE AND FOR MORE GENERAL PURPOSES

WHERE NOT DISCREPANCY EXISTS BETWEEN FIGURED AND SCALED DIMENSIONS, THE FIGURED DIMENSIONS SHALL PREVAIL.

BUILDER TO CHECK ALL SITE DIMENSIONS PRIOR TO FABRICATION OF FITMENTS.

ALL WORK SHOULD COMPLY WITH RELEVANT AUSTRALIAN STANDARDS AND BUILDING CODE OF AUSTRALIA (BCA)

ALL WORK SHALL CONFORM TO THE CONTRACT DOCUMENTS WHICH INCLUDE SPECIFICATIONS, THE DRAWINGS, ALL ADDENDUMS, FINISHES, SCHEDULES AND MODIFICATIONS ISSUED BY THE ARCHITECT.

THE GENERAL CONTRACTOR SHALL REVIEW ALL DOCUMENTS AND VERIFY ALL DIMENSIONS AND FIELD CONDITIONS AND SHALL CONFIRM THAT WORK IS BUILDABLE AS SHOWN. ANY CONFLICTS OR OMISSIONS, ETC., SHALL BE IMMEDIATELY REPORTED TO THE ARCHITECT FOR CLARIFICATION PRIOR TO THE PERFORMANCE OF ANY WORK IN QUESTION.

ALL THE CONSTRUCTION DRAWINGS SHALL BE READ IN CONJUNCTION W ALL CONSULTANTS AND CONTRACTOR DRAWINGS, SCHEDULES AND SPECIFICATIONS. IN CASE OF CONFLICT BETWEEN ARCHITECTS AND CONSULTANTS DRAWINGS IN LOCATING STRUCTURAL ELEMENTS, MATERIALS / EQUIPMENT, THE ARCHITECT SHALL BE NOTIFIED FOR CLARIFICATION PRIOR TO PROCEEDING WITH CONSTRUCTION.

DO NOT SCALE DRAWINGS. WRITTEN DIMENSIONS GOVERN PARTITION LOCATIONS, DIMENSIONS AND TYPES. IN CASE OF CONFLICT, NOTIFY ARCHITECT OR WRITTEN CLARIFICATION PRIOR TO PROCEEDING WITH CONSTRUCTION.

**Legend**

**Consultants**

**Client**

A Mourched & G Mourched
ABN 94 935 668 270

**Architects**

tony owen ptnrs

Level 2
12-16 Queen Street
Chippendale NSW 2008
T 8122 9699 2900
F 8122 9699 3018
E info@tonyowen.com.au

Tony Owen Partners Architects Reg. No 7080

**Project**

Leppington

**Project address**
297 BRINGELLY ROAD,
LEPPINGTON NSW 2179

**Key plan**



**Scale**

**Date**
19/06/26

**Drawing title**
SITE A

**Project no.** 1111 **Drawing no.** A109 **Rev.** A

**Drawn** TL

**Drawing status**
SSD SUBMISSION

16/06/2026 5:13:07 PM

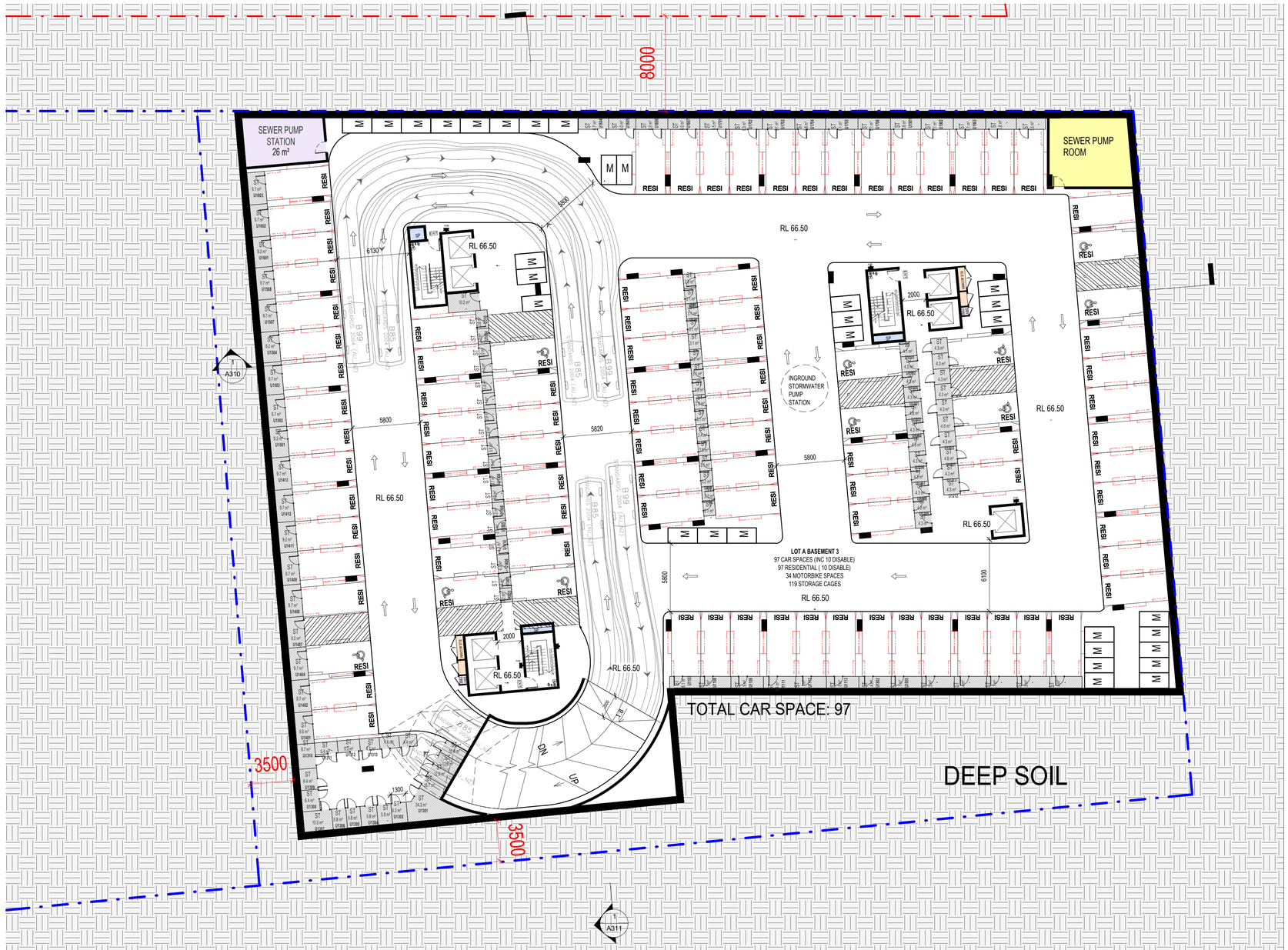


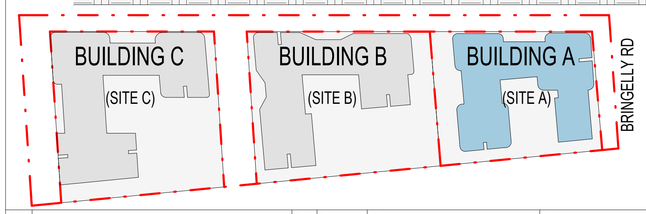


# SITE A - BASEMENT 3

| Rev. | Description | By | Date |
|---|---|---|---|
| A | SSD SUBMISSION | TOP | 19/06/26 |

**Disclaimer**

THESE DRAWINGS ARE PRELIMINARY DRAWINGS AND ARE SUBJECT TO CHANGE WITHOUT NOTICE DURING THE COURSE OF THE PROPOSED DEVELOPMENT AND IN CONSULTATION WITH COUNCIL. SUBMISSION OF THE DRAWINGS DOES NOT CONSTITUTE A REPRESENTATION OR WARRANTY BY THE DEVELOPER OR ITS SERVANTS, AGENTS OR CONTRACTORS THAT THE DRAWINGS ARE FINAL NOR THAT THE PROPOSED DEVELOPMENT WILL TAKE PLACE IN ACCORDANCE WITH THESE DRAWINGS."

BEFORE CARRYING OUT ANY WORK ENSURE THAT THE DRAWINGS USED CARRY THE LATEST AMENDMENT No.

THESE DOCUMENTS AND ANY WORKS EXECUTED AS A RESULT OF THESE DOCUMENTS SHALL BE SUBJECT TO THE COPYRIGHT CONDITIONS SET OUT IN THE CONDITIONS OF ENGAGEMENT. ©

**Notes**

DRAWINGS MADE TO A LARGER SCALE AND THOSE SHOWING PARTICULAR DETAIL OF WORKS SHALL TAKE PRECEDENCE OVER DRAWINGS MADE TO A SMALLER SCALE AND FOR MORE GENERAL PURPOSES.
WHERE ANY DISCREPANCY EXISTS BETWEEN FIGURED AND SCALED DIMENSIONS, THE FIGURED DIMENSIONS SHALL PREVAIL.

BUILDER TO CHECK ALL SITE DIMENSIONS PRIOR TO FABRICATION OF FITMENTS.
ALL WORK SHOULD COMPLY WITH RELEVANT AUSTRALIAN STANDARDS AND BUILDING CODE OF AUSTRALIA (BCA).

ALL WORK SHALL CONFORM TO THE CONTRACT DOCUMENTS WHICH INCLUDE SPECIFICATIONS, THE DRAWINGS, ALL ADDENDUMS, FINISHES, SCHEDULES AND MODIFICATIONS ISSUED BY THE ARCHITECT.

THE GENERAL CONTRACTOR SHALL REVIEW ALL DOCUMENTS AND VERIFY ALL DIMENSIONS AND FIELD CONDITIONS AND SHALL CONFIRM THAT WORK IS BUILDABLE AS SHOWN. ANY CONFLICTS OR OMISSIONS, ETC., SHALL BE IMMEDIATELY REPORTED TO THE ARCHITECT FOR CLARIFICATION PRIOR TO THE PERFORMANCE OF ANY WORK IN QUESTION.

ALL THE CONSTRUCTION DRAWINGS SHALL BE READ IN CONJUNCTION W ALL CONSULTANTS AND CONTRACTOR DRAWINGS, SCHEDULES AND SPECIFICATIONS. IN CASE OF CONFLICT BETWEEN ARCHITECTS AND CONSULTANTS DRAWINGS IN LOCATING STRUCTURAL ELEMENTS, MATERIALS / EQUIPMENT, THE ARCHITECT SHALL BE NOTIFIED FOR CLARIFICATION PRIOR TO PROCEEDING WITH CONSTRUCTION.

DO NOT SCALE DRAWINGS. WRITTEN DIMENSIONS GOVERN PARTITION LOCATIONS, DIMENSIONS AND TYPES. IN CASE OF CONFLICT, NOTIFY ARCHITECT OR WRITTEN CLARIFICATION PRIOR TO PROCEEDING WITH CONSTRUCTION.

**Legend**

**Consultants**

**Client**

A Mourched & G Mourched
ABN 94 935 668 270

**Architects**

tony owen ptnrs
Tony Owen Partners Architects Reg. No 7080
Level 2
12-16 Queen Street
Chippendale NSW 2008
P 9121 9599 2900
F 9121 9599 3018
E info@tonyowen.com.au

**Project**

Leppington

**Project address**
297 BRINGELLY ROAD,
LEPPINGTON NSW 2179

**Key plan**



**Scale**
As indicated

**Date**
19/06/26

**Drawing title**
SITE A - BASEMENT 3

**Project no.** 1111 **Drawing no.** A110 **Rev.** A

**Drawn** TL

**Drawing status**
SSD SUBMISSION

17/06/2026 3:50:06 PM

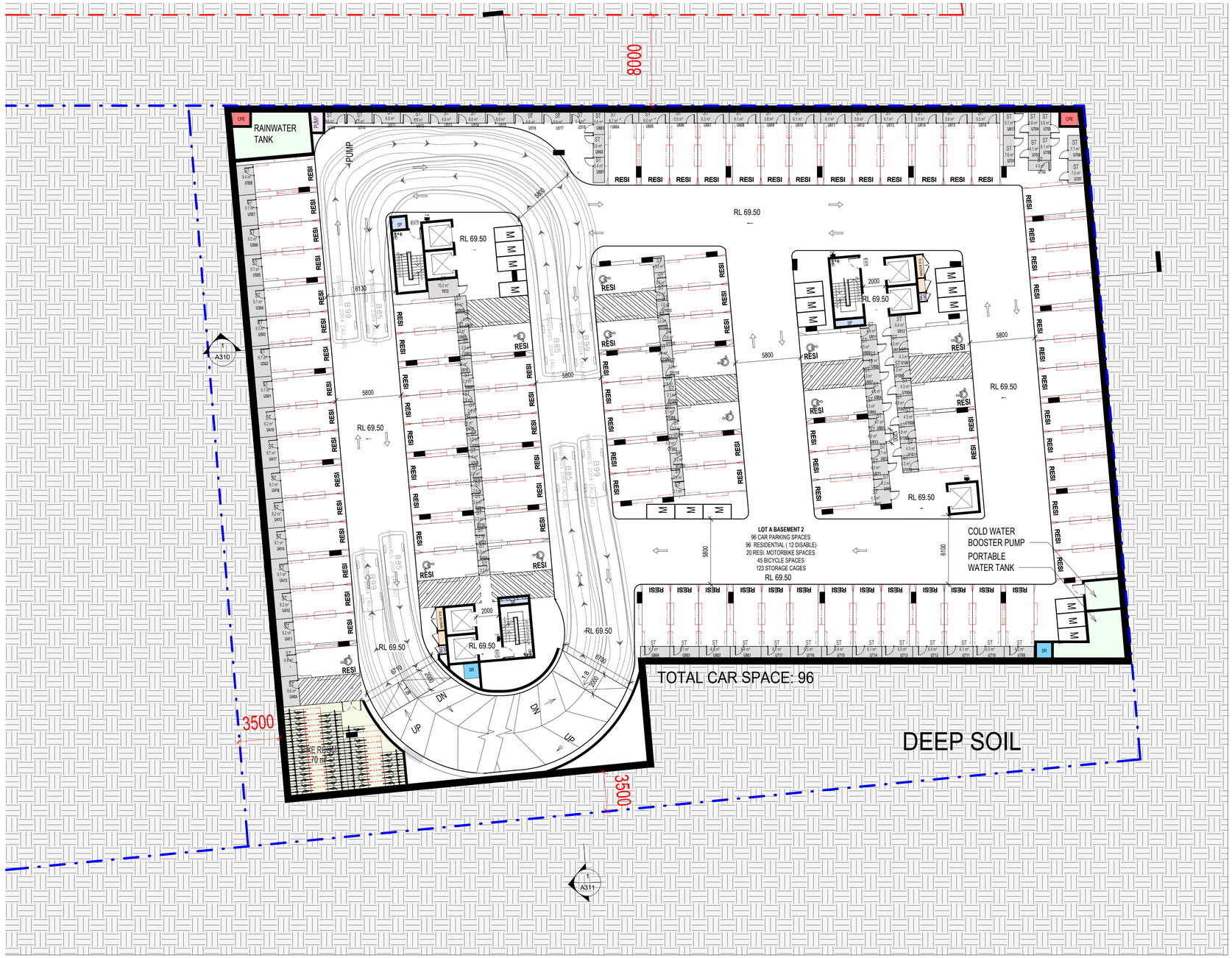


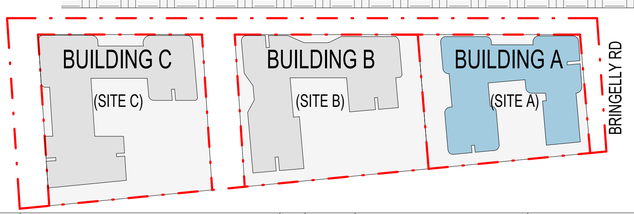


# SITE A - BASEMENT 2

| Rev. | Description | By | Date |
|---|---|---|---|
| A | SSD SUBMISSION | TOP | 19/06/26 |

**Disclaimer**

THESE DRAWINGS ARE PRELIMINARY DRAWINGS AND ARE SUBJECT TO CHANGE WITHOUT NOTICE DURING THE COURSE OF THE PROPOSED DEVELOPMENT AND IN CONSULTATION WITH COUNCIL. SUBMISSION OF THE DRAWINGS DOES NOT CONSTITUTE A REPRESENTATION OR WARRANTY BY THE DEVELOPER OR ITS SERVANTS, AGENTS OR CONTRACTORS THAT THE DRAWINGS ARE FINAL NOR THAT THE PROPOSED DEVELOPMENT WILL TAKE PLACE IN ACCORDANCE WITH THESE DRAWINGS."

BEFORE CARRYING OUT ANY WORK ENSURE THAT THE DRAWINGS USED CARRY THE LATEST AMENDMENT No.

THESE DOCUMENTS AND ANY WORKS EXECUTED AS A RESULT OF THESE DOCUMENTS SHALL BE SUBJECT TO THE COPYRIGHT CONDITIONS SET OUT IN THE CONDITIONS OF ENGAGEMENT. ©

**Notes**

DRAWINGS MADE TO A LARGER SCALE AND THOSE SHOWING PARTICULAR DETAIL OF WORKS SHALL TAKE PRECEDENCE OVER DRAWINGS MADE TO A SMALLER SCALE AND FOR MORE GENERAL PURPOSES.

WHERE ANY DISCREPANCY EXISTS BETWEEN FIGURED AND SCALED DIMENSIONS, THE FIGURED DIMENSIONS SHALL PREVAIL.

BUILDER TO CHECK ALL SITE DIMENSIONS PRIOR TO FABRICATION OF FITMENTS.

ALL WORK SHOULD COMPLY WITH RELEVANT AUSTRALIAN STANDARDS AND BUILDING CODE OF AUSTRALIA (BCA).

ALL WORK SHALL CONFORM TO THE CONTRACT DOCUMENTS WHICH INCLUDE SPECIFICATIONS, THE DRAWINGS, ALL ADDENDUMS, FINISHES, SCHEDULES AND MODIFICATIONS ISSUED BY THE ARCHITECT.

THE GENERAL CONTRACTOR SHALL REVIEW ALL DOCUMENTS AND VERIFY ALL DIMENSIONS AND FIELD CONDITIONS AND SHALL CONFIRM THAT WORK IS BUILDABLE AS SHOWN. ANY CONFLICTS OR OMISSIONS, ETC., SHALL BE IMMEDIATELY REPORTED TO THE ARCHITECT FOR CLARIFICATION PRIOR TO THE PERFORMANCE OF ANY WORK IN QUESTION.

ALL THE CONSTRUCTION DRAWINGS SHALL BE READ IN CONJUNCTION W/ ALL CONSULTANTS AND CONTRACTOR DRAWINGS, SCHEDULES AND SPECIFICATIONS. IN CASE OF CONFLICT BETWEEN ARCHITECTS AND CONSULTANTS DRAWINGS IN LOCATING STRUCTURAL ELEMENTS, MATERIALS / EQUIPMENT, THE ARCHITECT SHALL BE NOTIFIED FOR CLARIFICATION PRIOR TO PROCEEDING WITH CONSTRUCTION.

DO NOT SCALE DRAWINGS. WRITTEN DIMENSIONS GOVERN PARTITION LOCATIONS, DIMENSIONS AND TYPES. IN CASE OF CONFLICT, NOTIFY ARCHITECT OR WRITTEN CLARIFICATION PRIOR TO PROCEEDING WITH CONSTRUCTION.

**Legend**

**Consultants**

**Client**

A Mourched & G Mourched
ABN 94 935 668 270

**Architects**

tony owen ptnrs
Level 2
13-16 Queen Street
Chippendale NSW 2008
P 0122 9698 2900
F 0122 9698 3010
E info@tonyowen.com.au

Tony Owen Partners Architects Reg. No 7080

**Project**

Leppington

**Project address**

297 BRINGELLY ROAD,
LEPPINGTON NSW 2179

**Key plan**



**Scale** As indicated

**Date** 19/06/26

**Drawing title**
SITE A - BASEMENT 2

**Project no.** 1111 **Drawing no.** A111 **Rev.** A

**Drawn** TL

**Drawing status**
SSD SUBMISSION

17/06/2026 3:50:18 PM

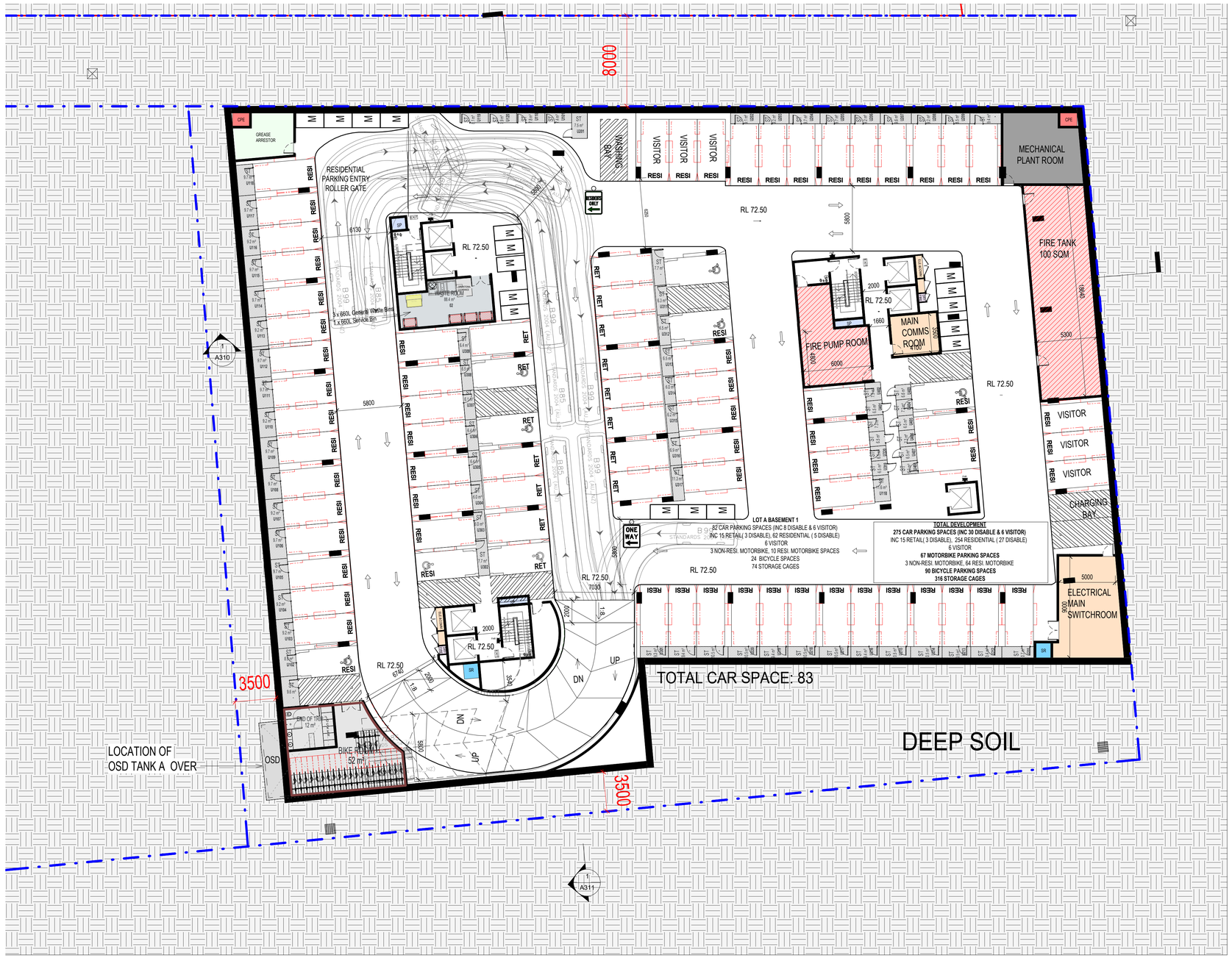


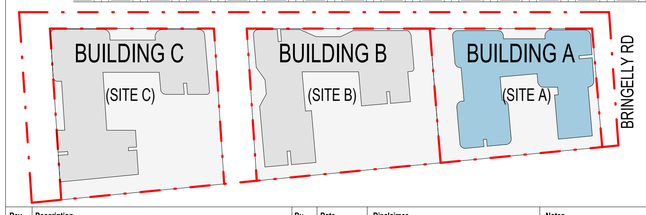


# SITE A - BASEMENT 1

| Rev. | Description | By | Date |
|---|---|---|---|
| A | SSD SUBMISSION | TOP | 19/06/26 |

**Disclaimer**

THESE DRAWINGS ARE PRELIMINARY DRAWINGS AND ARE SUBJECT TO CHANGE WITHOUT NOTICE DURING THE COURSE OF THE PROPOSED DEVELOPMENT AND IN CONSULTATION WITH COUNCIL. SUBMISSION OF THE DRAWINGS DOES NOT CONSTITUTE A REPRESENTATION OR WARRANTY BY THE DEVELOPER OR ITS SERVANTS, AGENTS OR CONTRACTORS THAT THE DRAWINGS ARE FINAL NOR THAT THE PROPOSED DEVELOPMENT WILL TAKE PLACE IN ACCORDANCE WITH THESE DRAWINGS."

BEFORE CARRYING OUT ANY WORK ENSURE THAT THE DRAWINGS USED CARRY THE LATEST AMENDMENT No.

THESE DOCUMENTS AND ANY WORKS EXECUTED AS A RESULT OF THESE DOCUMENTS SHALL BE SUBJECT TO THE COPYRIGHT CONDITIONS SET OUT IN THE CONDITIONS OF ENGAGEMENT. ©

**Notes**

DRAWINGS MADE TO A LARGER SCALE AND THOSE SHOWING PARTICULAR DETAIL OF WORKS SHALL TAKE PRECEDENCE OVER DRAWINGS MADE TO A SMALLER SCALE AND FOR MORE GENERAL PURPOSES

WHERE ANY DISCREPANCY EXISTS BETWEEN FIGURED AND SCALED DIMENSIONS, THE FIGURED DIMENSIONS SHALL PREVAIL.

BUILDER TO CHECK ALL SITE DIMENSIONS PRIOR TO FABRICATION OF FITMENTS.

ALL WORK SHOULD COMPLY WITH RELEVANT AUSTRALIAN STANDARDS AND BUILDING CODE OF AUSTRALIA (BCA).

ALL WORK SHALL CONFORM TO THE CONTRACT DOCUMENTS WHICH INCLUDE SPECIFICATIONS, THE DRAWINGS, ALL ADDENDUMS, FINISHES, SCHEDULES AND MODIFICATIONS ISSUED BY THE ARCHITECT.

THE GENERAL CONTRACTOR SHALL REVIEW ALL DOCUMENTS AND VERIFY ALL DIMENSIONS AND FIELD CONDITIONS AND SHALL CONFIRM THAT WORK IS BUILDABLE AS SHOWN. ANY CONFLICTS OR OMISSIONS, ETC., SHALL BE IMMEDIATELY REPORTED TO THE ARCHITECT FOR CLARIFICATION PRIOR TO THE PERFORMANCE OF ANY WORK IN QUESTION.

ALL THE CONSTRUCTION DRAWINGS SHALL BE READ IN CONJUNCTION W ALL CONSULTANTS AND CONTRACTOR DRAWINGS, SCHEDULES AND SPECIFICATIONS. IN CASE OF CONFLICT BETWEEN ARCHITECTS AND CONSULTANTS DRAWINGS IN LOCATING STRUCTURAL ELEMENTS, MATERIALS / EQUIPMENT, THE ARCHITECT SHALL BE NOTIFIED FOR CLARIFICATION PRIOR TO PROCEEDING WITH CONSTRUCTION.

DO NOT SCALE DRAWINGS. WRITTEN DIMENSIONS GOVERN PARTITION LOCATIONS, DIMENSIONS AND TYPES. IN CASE OF CONFLICT, NOTIFY ARCHITECT OR WRITTEN CLARIFICATION PRIOR TO PROCEEDING WITH CONSTRUCTION.

**Legend**

**Consultants**

**Client**

A Mourched & G Mourched
ABN 94 935 668 270

**Architects**

tony owen ptnrs
Level 2
12-16 Queen Street
Chippendale NSW 2008
P 9122 9666 2900
F 9122 9699 3018
E info@tonyowen.com.au

Tony Owen Partners Architects Reg. No 7080

**Project**

Leppington

**Project address**
297 BRINGELLY ROAD,
LEPPINGTON NSW 2179

**Key plan**



| Scale | Date |
|---|---|
| As indicated | 19/06/26 |

Drawing title
SITE A - BASEMENT 1

| Project no. 1111 | Drawing no. | Rev. |
|---|---|---|
| Drawn TL | A112 | A |

Drawing status
SSD SUBMISSION

17/06/2026 3:50:32 PM

16M LOCAL ROAD

16M LOCAL STREET

LINE OF SP2 BOUNDARY

BRINGELLY ROAD

INTERNAL SHARED ACCESS ROAD

BUILDING B
(SITE B)

COMMUNAL OPEN SPACE

OSD TANK A

TEMPORARY VEHICLE TURNING

BUILDING A
(SITE A)

THROUGH SITE LINK

ARCADE

COMMUNAL OPEN SPACE
REFER TO THE LANDSCAPE PLAN

01 LOADING 238 m² RL 77.40

02 RETAIL 103 m² RL 76.30

03 RETAIL 83 m² RL 76.30

04 RETAIL 92 m² RL 76.30

05 RETAIL 201 m² RL 76.30

06 RETAIL 148 m² RL 76.30

08 RETAIL 111 m² RL 76.60

2 RESI LOBBY 47 m² RL 76.30

3 RESI LOBBY 39 m² RL 76.30

1 RESI LOBBY 47 m² RL 77.80

04 RESI LOBBY 35 m² RL 76.60

RESI LIFT

MAIL ROOM

M.WC

F.WC

KIOSK

1 RETAIL BIN ROOM 36 m²

BULK WASTE ROOM 24 m²

01 WASTE ROOM 33 m²

03 WASTE ROOM 53 m²

04 WASTE ROOM 38 m²

PLANT ROOM FOR RETAIL

FIRE CONTROL ROOM

COLD WATER AND GAS METER ROOM

04 MAIL ROOM 17 m² RL 76.60

MANAGER 17 m²

INDOOR CHAMBER SUBSTATION

4500 SWITCHING STATION

SP2 LINE

5 x 1100L General Waste Bins
5 x 1100L Recycling Bins
10 x 240L Food Waste Bins

3 x 660L General Waste Bins
1 x 660L Service Bin

2 x 660L General Waste Bins
1 x 660L Service Bin

3 x 660L General Waste Bins
1 x 660L Service Bin
4 x 240L Fogo Bins

24 x 660L General Waste Bins
15 x 1100L Recycling Bins
25 x 240L Fogo Bins

EXISTING DN280 SYDNEY WATER WATERMAIN TO BE RELOCATED

EXISTING DN150 SYDNEY WATER WATERMAIN

JEMENA 210KPA AUTHORITY GAS MAIN

GAS REGULATOR

CANOPY ABOVE

LEVEL ABOVE

PERGOLA ABOVE

SUSPENDED OSD ABOVE

FLAT 1:8 @2M @2M 1:5@12.4M

1:20@6M

1:8

RAMP 1:10

LINE OF OSD TANK A

BUILDING C
(SITE C)

BUILDING B
(SITE B)

BUILDING A
(SITE A)

BRINGELLY RD

POTENTIAL DEVELOPMENT
293 BRINGELLY ROAD

# SITE A - GROUND FLOOR

| Rev. | Description | By | Date |
|---|---|---|---|
| A | SSD SUBMISSION | TOP | 19/06/26 |

**Disclaimer**

"THESE DRAWINGS ARE PRELIMINARY DRAWINGS AND ARE SUBJECT TO CHANGE WITHOUT NOTICE DURING THE COURSE OF THE PROPOSED DEVELOPMENT AND IN CONSULTATION WITH COUNCIL. SUBMISSION OF THE DRAWINGS DOES NOT CONSTITUTE A REPRESENTATION OR WARRANTY BY THE DEVELOPER OR ITS SERVANTS, AGENTS OR CONTRACTORS THAT THE DRAWINGS ARE FINAL NOR THAT THE PROPOSED DEVELOPMENT WILL TAKE PLACE IN ACCORDANCE WITH THESE DRAWINGS."

BEFORE CARRYING OUT ANY WORK ENSURE THAT THE DRAWINGS USED CARRY THE LATEST AMENDMENT No.

THESE DOCUMENTS AND ANY WORKS EXECUTED AS A RESULT OF THESE DOCUMENTS SHALL BE SUBJECT TO THE COPYRIGHT CONDITIONS SET OUT IN THE CONDITIONS OF ENGAGEMENT. ©

**Notes**

DRAWINGS MADE TO A LARGER SCALE AND THOSE SHOWING PARTICULAR DETAIL OF WORKS SHALL TAKE PRECEDENCE OVER DRAWINGS MADE TO A SMALLER SCALE AND FOR MORE GENERAL PURPOSES.
WHERE ANY DISCREPANCY EXISTS BETWEEN FIGURED AND SCALED DIMENSIONS, THE FIGURED DIMENSIONS SHALL PREVAIL.

BUILDER TO CHECK ALL SITE DIMENSIONS PRIOR TO FABRICATION OF FITMENTS.
ALL WORK SHOULD COMPLY WITH RELEVANT AUSTRALIAN STANDARDS AND BUILDING CODE OF AUSTRALIA (BCA).

ALL WORK SHALL CONFORM TO THE CONTRACT DOCUMENTS WHICH INCLUDE SPECIFICATIONS, THE DRAWINGS, ALL ADDENDUMS, FINISHES, SCHEDULES AND MODIFICATIONS ISSUED BY THE ARCHITECT.

THE GENERAL CONTRACTOR SHALL REVIEW ALL DOCUMENTS AND VERIFY ALL DIMENSIONS AND FIELD CONDITIONS AND SHALL CONFIRM THAT WORK IS BUILDABLE AS SHOWN. ANY CONFLICTS OR OMISSIONS, ETC., SHALL BE IMMEDIATELY REPORTED TO THE ARCHITECT FOR CLARIFICATION PRIOR TO THE PERFORMANCE OF ANY WORK IN QUESTION.

ALL THE CONSTRUCTION DRAWINGS SHALL BE READ IN CONJUNCTION W ALL CONSULTANTS AND CONTRACTOR DRAWINGS, SCHEDULES AND SPECIFICATIONS. IN CASE OF CONFLICT BETWEEN ARCHITECTS AND CONSULTANTS DRAWINGS IN LOCATING STRUCTURAL ELEMENTS, MATERIALS / EQUIPMENT, THE ARCHITECT SHALL BE NOTIFIED FOR CLARIFICATION PRIOR TO PROCEEDING WITH CONSTRUCTION.

DO NOT SCALE DRAWINGS. WRITTEN DIMENSIONS GOVERN PARTITION LOCATIONS, DIMENSIONS AND TYPES. IN CASE OF CONFLICT, NOTIFY ARCHITECT OR WRITTEN CLARIFICATION PRIOR TO PROCEEDING WITH CONSTRUCTION.

**Legend**

**Consultants**

**Client**

A Mourched & G Mourched
ABN 94 935 668 270

**Architects**

tony owen ptnrs
Level 2
13-15 Queen Street
Chippendale NSW 2008
P 9122 9698 2900
F 9122 9698 3918
E info@tonyowen.com.au

Tony Owen Partners Architects Reg. No 7080

**Project**

Leppington

**Project address**
297 BRINGELLY ROAD,
LEPPINGTON NSW 2179

**Key plan**



| Scale | Date |
|---|---|
| As indicated | 19/06/26 |

**Drawing title**
SITE A - GROUND FLOOR

| Project no. | Drawing no. | Rev. |
|---|---|---|
| 1111 | A113 | A |

| Drawn | |
|---|---|
| TL | |

**Drawing status**
SSD SUBMISSION

17/06/2026 3:50:48 PM




# SITE A - LEVEL 3 (TYPICAL 1-3)

| Rev. | Description | By | Date |
|---|---|---|---|
| A | SSD SUBMISSION | TOP | 19/06/26 |

**Disclaimer**

THESE DRAWINGS ARE PRELIMINARY DRAWINGS AND ARE SUBJECT TO CHANGE WITHOUT NOTICE DURING THE COURSE OF THE PROPOSED DEVELOPMENT AND IN CONSULTATION WITH COUNCIL. SUBMISSION OF THE DRAWINGS DOES NOT CONSTITUTE A REPRESENTATION OR WARRANTY BY THE DEVELOPER OR ITS SERVANTS, AGENTS OR CONTRACTORS THAT THE DRAWINGS ARE FINAL NOR THAT THE PROPOSED DEVELOPMENT WILL TAKE PLACE IN ACCORDANCE WITH THESE DRAWINGS."

BEFORE CARRYING OUT ANY WORK ENSURE THAT THE DRAWINGS USED CARRY THE LATEST AMENDMENT No.

THESE DOCUMENTS AND ANY WORKS EXECUTED AS A RESULT OF THESE DOCUMENTS SHALL BE SUBJECT TO THE COPYRIGHT CONDITIONS SET OUT IN THE CONDITIONS OF ENGAGEMENT. ©

**Notes**

DRAWINGS MADE TO A LARGER SCALE AND THOSE SHOWING PARTICULAR DETAIL OF WORKS SHALL TAKE PRECEDENCE OVER DRAWINGS MADE TO A SMALLER SCALE AND FOR MORE GENERAL PURPOSES

WHERE ANY DISCREPANCY EXISTS BETWEEN FIGURED AND SCALED DIMENSIONS, THE FIGURED DIMENSIONS SHALL PREVAIL.

BUILDER TO CHECK ALL SITE DIMENSIONS PRIOR TO FABRICATION OF ITEMS/S

ALL WORK SHOULD COMPLY WITH RELEVANT AUSTRALIAN STANDARDS AND BUILDING CODE OF AUSTRALIA (BCA)

ALL WORK SHALL CONFORM TO THE CONTRACT DOCUMENTS WHICH INCLUDE SPECIFICATIONS, THE DRAWINGS, ALL ADDENDUMS, FINISHES, SCHEDULES AND MODIFICATIONS ISSUED BY THE ARCHITECT.

THE GENERAL CONTRACTOR SHALL REVIEW ALL DOCUMENTS AND VERIFY ALL DIMENSIONS AND FIELD CONDITIONS AND SHALL CONFIRM THAT WORK IS BUILDABLE AS SHOWN. ANY CONFLICTS OR OMISSIONS, ETC. SHALL BE IMMEDIATELY REPORTED TO THE ARCHITECT FOR CLARIFICATION PRIOR TO THE PERFORMANCE OF ANY WORK IN QUESTION.

ALL THE CONSTRUCTION DRAWINGS SHALL BE READ IN CONJUNCTION W ALL CONSULTANTS AND CONTRACTOR DRAWINGS, SCHEDULES AND SPECIFICATIONS. IN CASE OF CONFLICT BETWEEN ARCHITECTS AND CONSULTANTS DRAWINGS IN LOCATING STRUCTURAL ELEMENTS, MATERIALS / EQUIPMENT, THE ARCHITECT SHALL BE NOTIFIED FOR CLARIFICATION PRIOR TO PROCEEDING WITH CONSTRUCTION.

DO NOT SCALE DRAWINGS. WRITTEN DIMENSIONS GOVERN PARTITION LOCATIONS, DIMENSIONS AND TYPES. IN CASE OF CONFLICT, NOTIFY ARCHITECT OR WRITTEN CLARIFICATION PRIOR TO PROCEEDING WITH CONSTRUCTION.

**Legend**

**Consultants**

**Client**

A Mourched & G Mourched
ABN 94 935 668 270

**Architects**

tony owen ptnrs
Level 2
12-16 Queen Street
Chippendale NSW 2008
T 9122 9699 2900
F 9122 9699 3018
E info@tonyowen.com.au

Tony Owen Partners Architects Reg. No 7080

**Project**

Leppington

**Project address**
297 BRINGELLY ROAD,
LEPPINGTON NSW 2179

**Key plan**



| Scale | Date |
|---|---|
| As indicated | 19/06/26 |

**Drawing title**
SITE A - LEVEL 3 (TYPICAL 1-3)

| Project no. 1111 | Drawing no. | Rev. |
|---|---|---|
| Drawn TL | A114 | A |

**Drawing status**
SSD SUBMISSION

17/06/2026 3:51:07 PM




# SITE A - LEVEL 4 (TYPICAL 4-5)

| Rev. | Description | By | Date |
|---|---|---|---|
| A | SSD SUBMISSION | TOP | 19/06/26 |

**Disclaimer**

THESE DRAWINGS ARE PRELIMINARY DRAWINGS AND ARE SUBJECT TO CHANGE WITHOUT NOTICE DURING THE COURSE OF THE PROPOSED DEVELOPMENT AND IN CONSULTATION WITH COUNCIL. SUBMISSION OF THE DRAWINGS DOES NOT CONSTITUTE A REPRESENTATION OR WARRANTY BY THE DEVELOPER OR ITS SERVANTS, AGENTS OR CONTRACTORS THAT THE DRAWINGS ARE FINAL NOR THAT THE PROPOSED DEVELOPMENT WILL TAKE PLACE IN ACCORDANCE WITH THESE DRAWINGS.

BEFORE CARRYING OUT ANY WORK ENSURE THAT THE DRAWINGS USED CARRY THE LATEST AMENDMENT No.

THESE DOCUMENTS AND ANY WORKS EXECUTED AS A RESULT OF THESE DOCUMENTS SHALL BE SUBJECT TO THE COPYRIGHT CONDITIONS SET OUT IN THE CONDITIONS OF ENGAGEMENT. ©

**Notes**

DRAWINGS MADE TO A LARGER SCALE AND THOSE SHOWING PARTICULAR DETAIL OF WORKS SHALL TAKE PRECEDENCE OVER DRAWINGS MADE TO A SMALLER SCALE AND FOR MORE GENERAL PURPOSES

WHERE ANY DISCREPANCY EXISTS BETWEEN FIGURED AND SCALED DIMENSIONS, THE FIGURED DIMENSIONS SHALL PREVAIL.

BUILDER TO CHECK ALL SITE DIMENSIONS PRIOR TO FABRICATION OF ITEMS/ITS

ALL WORK SHOULD COMPLY WITH RELEVANT AUSTRALIAN STANDARDS AND BUILDING CODE OF AUSTRALIA (BCA).

ALL WORK SHALL CONFORM TO THE CONTRACT DOCUMENTS WHICH INCLUDE SPECIFICATIONS, THE DRAWINGS, ALL ADDENDUMS, FINISHES, SCHEDULES AND MODIFICATIONS ISSUED BY THE ARCHITECT.

THE GENERAL CONTRACTOR SHALL REVIEW ALL DOCUMENTS AND VERIFY ALL DIMENSIONS AND FIELD CONDITIONS AND SHALL CONFIRM THAT WORK IS BUILDABLE AS SHOWN. ANY CONFLICTS OR OMISSIONS, ETC. SHALL BE IMMEDIATELY REPORTED TO THE ARCHITECT FOR CLARIFICATION PRIOR TO THE PERFORMANCE OF ANY WORK IN QUESTION.

ALL THE CONSTRUCTION DRAWINGS SHALL BE READ IN CONJUNCTION W ALL CONSULTANTS AND CONTRACTOR DRAWINGS, SCHEDULES AND SPECIFICATIONS. IN CASE OF CONFLICT BETWEEN ARCHITECTS AND CONSULTANTS DRAWINGS IN LOCATING STRUCTURAL ELEMENTS, MATERIALS / EQUIPMENT, THE ARCHITECT SHALL BE NOTIFIED FOR CLARIFICATION PRIOR TO PROCEEDING WITH CONSTRUCTION.

DO NOT SCALE DRAWINGS. WRITTEN DIMENSIONS GOVERN PARTITION LOCATIONS, DIMENSIONS AND TYPES. IN CASE OF CONFLICT, NOTIFY ARCHITECT OR WRITTEN CLARIFICATION PRIOR TO PROCEEDING WITH CONSTRUCTION.

**Legend**

**Consultants**

**Client**

A Mourched & G Mourched
ABN 94 935 668 270

**Architects**

tony owen ptnrs
Level 2
15-19 Queen Street
Chippendale NSW 2008
T 9122 9666 2900
F 9122 9699 3218
E info@tonyowen.com.au

Tony Owen Partners Architects Reg. No 7080

**Project**

Leppington

**Project address**
297 BRINGELLY ROAD,
LEPPINGTON NSW 2179

**Key plan**



| Scale | Date |
|---|---|
| As indicated | 19/06/26 |

**Drawing title**
SITE A - LEVEL 4 (TYPICAL 4-5)

| Project no. | Drawing no. | Rev. |
|---|---|---|
| 1111 | A115 | A |

Drawn TL

**Drawing status**
SSD SUBMISSION

17/06/2026 3:51:20 PM




# SITE A - LEVEL 6 (TYPICAL 6-7)

| Rev. | Description | By | Date |
|---|---|---|---|
| A | SSD SUBMISSION | TOP | 19/06/26 |

**Disclaimer**

THESE DRAWINGS ARE PRELIMINARY DRAWINGS AND ARE SUBJECT TO CHANGE WITHOUT NOTICE DURING THE COURSE OF THE PROPOSED DEVELOPMENT AND IN CONSULTATION WITH COUNCIL. SUBMISSION OF THE DRAWINGS DOES NOT CONSTITUTE A REPRESENTATION OR WARRANTY BY THE DEVELOPER OR ITS SERVANTS, AGENTS OR CONTRACTORS THAT THE DRAWINGS ARE FINAL NOR THAT THE PROPOSED DEVELOPMENT WILL TAKE PLACE IN ACCORDANCE WITH THESE DRAWINGS.

BEFORE CARRYING OUT ANY WORK ENSURE THAT THE DRAWINGS USED CARRY THE LATEST AMENDMENT No.

THESE DOCUMENTS AND ANY WORKS EXECUTED AS A RESULT OF THESE DOCUMENTS SHALL BE SUBJECT TO THE COPYRIGHT CONDITIONS SET OUT IN THE CONDITIONS OF ENGAGEMENT. ©

**Notes**

DRAWINGS MADE TO A LARGER SCALE AND THOSE SHOWING PARTICULAR DETAIL OF WORKS SHALL TAKE PRECEDENCE OVER DRAWINGS MADE TO A SMALLER SCALE AND FOR MORE GENERAL PURPOSES

WHERE ANY DISCREPANCY EXISTS BETWEEN FIGURED AND SCALED DIMENSIONS, THE FIGURED DIMENSIONS SHALL PREVAIL.

BUILDER TO CHECK ALL SITE DIMENSIONS PRIOR TO FABRICATION OF ITEMS/ITS

ALL WORK SHOULD COMPLY WITH RELEVANT AUSTRALIAN STANDARDS AND BUILDING CODE OF AUSTRALIA (BCA).

ALL WORK SHALL CONFORM TO THE CONTRACT DOCUMENTS WHICH INCLUDE SPECIFICATIONS, THE DRAWINGS, ALL ADDENDUMS, FINISHES, SCHEDULES AND MODIFICATIONS ISSUED BY THE ARCHITECT.

THE GENERAL CONTRACTOR SHALL REVIEW ALL DOCUMENTS AND VERIFY ALL DIMENSIONS AND FIELD CONDITIONS AND SHALL CONFIRM THAT WORK IS BUILDABLE AS SHOWN. ANY CONFLICTS OR OMISSIONS, ETC. SHALL BE IMMEDIATELY REPORTED TO THE ARCHITECT FOR CLARIFICATION PRIOR TO THE PERFORMANCE OF ANY WORK IN QUESTION.

ALL THE CONSTRUCTION DRAWINGS SHALL BE READ IN CONJUNCTION W ALL CONSULTANTS AND CONTRACTOR DRAWINGS, SCHEDULES AND SPECIFICATIONS. IN CASE OF CONFLICT BETWEEN ARCHITECTS AND CONSULTANTS DRAWINGS IN LOCATING STRUCTURAL ELEMENTS, MATERIALS / EQUIPMENT, THE ARCHITECT SHALL BE NOTIFIED FOR CLARIFICATION PRIOR TO PROCEEDING WITH CONSTRUCTION.

DO NOT SCALE DRAWINGS. WRITTEN DIMENSIONS GOVERN PARTITION LOCATIONS, DIMENSIONS AND TYPES. IN CASE OF CONFLICT, NOTIFY ARCHITECT OR WRITTEN CLARIFICATION PRIOR TO PROCEEDING WITH CONSTRUCTION.

**Legend**

**Consultants**

**Client**

A Mourched & G Mourched
ABN 94 935 668 270

**Architects**

tony owen ptnrs
Level 2
15-19 Queen Street
Chippendale NSW 2008
P 9122 9666 2900
F 9122 9699 3218
E info@tonyowen.com.au

Tony Owen Partners Architects Reg. No 7080

**Project**

Leppington

**Project address**
297 BRINGELLY ROAD,
LEPPINGTON NSW 2179

**Key plan**



| Scale | Date |
|---|---|
| As indicated | 19/06/26 |

**Drawing title**
SITE A - LEVEL 6 (TYPICAL 6-7)

| Project no. | Drawing no. | Rev. |
|---|---|---|
| 1111 | A116 | A |

| Drawn | |
|---|---|
| TL | |

**Drawing status**
SSD SUBMISSION

17/06/2026 3:51:43 PM




# SITE A - LEVEL 8 (TYPICAL 8)

| Rev. | Description | By | Date |
|---|---|---|---|
| A | SSD SUBMISSION | TOP | 19/06/26 |

**Disclaimer**

THESE DRAWINGS ARE PRELIMINARY DRAWINGS AND ARE SUBJECT TO CHANGE WITHOUT NOTICE DURING THE COURSE OF THE PROPOSED DEVELOPMENT AND IN CONSULTATION WITH COUNCIL. SUBMISSION OF THE DRAWINGS DOES NOT CONSTITUTE A REPRESENTATION OR WARRANTY BY THE DEVELOPER OR ITS SERVANTS, AGENTS OR CONTRACTORS THAT THE DRAWINGS ARE FINAL NOR THAT THE PROPOSED DEVELOPMENT WILL TAKE PLACE IN ACCORDANCE WITH THESE DRAWINGS."

BEFORE CARRYING OUT ANY WORK ENSURE THAT THE DRAWINGS USED CARRY THE LATEST AMENDMENT No.

THESE DOCUMENTS AND ANY WORKS EXECUTED AS A RESULT OF THESE DOCUMENTS SHALL BE SUBJECT TO THE COPYRIGHT CONDITIONS SET OUT IN THE CONDITIONS OF ENGAGEMENT. ©

**Notes**

DRAWINGS MADE TO A LARGER SCALE AND THOSE SHOWING PARTICULAR DETAIL OF WORKS SHALL TAKE PRECEDENCE OVER DRAWINGS MADE TO A SMALLER SCALE AND FOR MORE GENERAL PURPOSES.
WHERE ANY DISCREPANCY EXISTS BETWEEN FIGURED AND SCALED DIMENSIONS, THE FIGURED DIMENSIONS SHALL PREVAIL.

BUILDER TO CHECK ALL SITE DIMENSIONS PRIOR TO FABRICATION OF ITEMS/ETC.
ALL WORK SHOULD COMPLY WITH RELEVANT AUSTRALIAN STANDARDS AND BUILDING CODE OF AUSTRALIA (BCA).

ALL WORK SHALL CONFORM TO THE CONTRACT DOCUMENTS WHICH INCLUDE SPECIFICATIONS, THE DRAWINGS, ALL ADDENDUMS, FINISHES, SCHEDULES AND MODIFICATIONS ISSUED BY THE ARCHITECT.

THE GENERAL CONTRACTOR SHALL REVIEW ALL DOCUMENTS AND VERIFY ALL DIMENSIONS AND FIELD CONDITIONS AND SHALL CONFIRM THAT WORK IS BUILDABLE AS SHOWN. ANY CONFLICTS OR OMISSIONS, ETC. SHALL BE IMMEDIATELY REPORTED TO THE ARCHITECT FOR CLARIFICATION PRIOR TO THE PERFORMANCE OF ANY WORK IN QUESTION.

ALL THE CONSTRUCTION DRAWINGS SHALL BE READ IN CONJUNCTION W ALL CONSULTANTS AND CONTRACTOR DRAWINGS, SCHEDULES AND SPECIFICATIONS. IN CASE OF CONFLICT BETWEEN ARCHITECTS AND CONSULTANTS DRAWINGS IN LOCATING STRUCTURAL ELEMENTS, MATERIALS / EQUIPMENT, THE ARCHITECT SHALL BE NOTIFIED FOR CLARIFICATION PRIOR TO PROCEEDING WITH CONSTRUCTION.

DO NOT SCALE DRAWINGS. WRITTEN DIMENSIONS GOVERN PARTITION LOCATIONS, DIMENSIONS AND TYPES. IN CASE OF CONFLICT, NOTIFY ARCHITECT OR WRITTEN CLARIFICATION PRIOR TO PROCEEDING WITH CONSTRUCTION.

**Legend**

**Consultants**

**Client**

A Mourched & G Mourched
ABN 94 935 668 270

**Architects**

tony owen ptnrs
Level 2
15-19 Queen Street
Chippendale NSW 2008
P 9122 9699 2900
F 9122 9699 3018
E info@tonyowen.com.au

Tony Owen Partners Architects Reg. No 7080

**Project**

Leppington

**Project address**
297 BRINGELLY ROAD,
LEPPINGTON NSW 2179

**Key plan**



| Scale | Date |
|---|---|
| As indicated | 19/06/26 |

**Drawing title**
SITE A - LEVEL 8 (TYPICAL 8)

| Project no. | Drawing no. | Rev. |
|---|---|---|
| 1111 | A117 | A |
| Drawn | TL | |

**Drawing status**
SSD SUBMISSION

17/06/2026 3:52:05 PM




# SITE A - LEVEL 9 (TYPICAL 9-14)

| Rev. | Description | By | Date |
|---|---|---|---|
| A | SSD SUBMISSION | TOP | 19/06/26 |

**Disclaimer**

"THESE DRAWINGS ARE PRELIMINARY DRAWINGS AND ARE SUBJECT TO CHANGE WITHOUT NOTICE DURING THE COURSE OF THE PROPOSED DEVELOPMENT AND IN CONSULTATION WITH COUNCIL. SUBMISSION OF THE DRAWINGS DOES NOT CONSTITUTE A REPRESENTATION OR WARRANTY BY THE DEVELOPER OR ITS SERVANTS, AGENTS OR CONTRACTORS THAT THE DRAWINGS ARE FINAL NOR THAT THE PROPOSED DEVELOPMENT WILL TAKE PLACE IN ACCORDANCE WITH THESE DRAWINGS."

BEFORE CARRYING OUT ANY WORK ENSURE THAT THE DRAWINGS USED CARRY THE LATEST AMENDMENT No.

THESE DOCUMENTS AND ANY WORKS EXECUTED AS A RESULT OF THESE DOCUMENTS SHALL BE SUBJECT TO THE COPYRIGHT CONDITIONS SET OUT IN THE CONDITIONS OF ENGAGEMENT. ©

**Notes**

DRAWINGS MADE TO A LARGER SCALE AND THOSE SHOWING PARTICULAR DETAIL OF WORKS SHALL TAKE PRECEDENCE OVER DRAWINGS MADE TO A SMALLER SCALE AND FOR MORE GENERAL PURPOSES.
WHERE ANY DISCREPANCY EXISTS BETWEEN FIGURED AND SCALED DIMENSIONS, THE FIGURED DIMENSIONS SHALL PREVAIL.

BUILDER TO CHECK ALL SITE DIMENSIONS PRIOR TO FABRICATION OF ITEMS/ITS.

ALL WORK SHOULD COMPLY WITH RELEVANT AUSTRALIAN STANDARDS AND BUILDING CODE OF AUSTRALIA (BCA).

ALL WORK SHALL CONFORM TO THE CONTRACT DOCUMENTS WHICH INCLUDE SPECIFICATIONS, THE DRAWINGS, ALL ADDENDUMS, FINISHES, SCHEDULES AND MODIFICATIONS ISSUED BY THE ARCHITECT.

THE GENERAL CONTRACTOR SHALL REVIEW ALL DOCUMENTS AND VERIFY ALL DIMENSIONS AND FIELD CONDITIONS AND SHALL CONFIRM THAT WORK IS BUILDABLE AS SHOWN. ANY CONFLICTS OR OMISSIONS, ETC., SHALL BE IMMEDIATELY REPORTED TO THE ARCHITECT FOR CLARIFICATION PRIOR TO THE PERFORMANCE OF ANY WORK IN QUESTION.

ALL THE CONSTRUCTION DRAWINGS SHALL BE READ IN CONJUNCTION W/ ALL CONSULTANTS AND CONTRACTOR DRAWINGS, SCHEDULES AND SPECIFICATIONS. IN CASE OF CONFLICT BETWEEN ARCHITECTS AND CONSULTANTS DRAWINGS IN LOCATING STRUCTURAL ELEMENTS, MATERIALS / EQUIPMENT, THE ARCHITECT SHALL BE NOTIFIED FOR CLARIFICATION PRIOR TO PROCEEDING WITH CONSTRUCTION.

DO NOT SCALE DRAWINGS. WRITTEN DIMENSIONS GOVERN PARTITION LOCATIONS, DIMENSIONS AND TYPES. IN CASE OF CONFLICT, NOTIFY ARCHITECT OR WRITTEN CLARIFICATION PRIOR TO PROCEEDING WITH CONSTRUCTION.

**Legend**

**Consultants**

**Client**

A Mourched & G Mourched
ABN 94 935 668 270

**Architects**

tony owen ptnrs
Level 2
12-16 Queen Street
Chippendale NSW 2008
P 0122 9698 2900
F 0122 9698 3010
E info@tonyowen.com.au
Tony Owen Partners Architects Reg. No 7080

**Project**

Leppington

**Project address**

297 BRINGELLY ROAD,
LEPPINGTON NSW 2179

**Key plan**



**Scale** As indicated

**Date** 19/06/26

**Drawing title** SITE A - LEVEL 9 (TYPICAL 9-14)

**Project no.** 1111 **Drawing no.** A118 **Rev.** A

**Drawn** TL

**Drawing status** SSD SUBMISSION

17/06/2026 3:52:19 PM

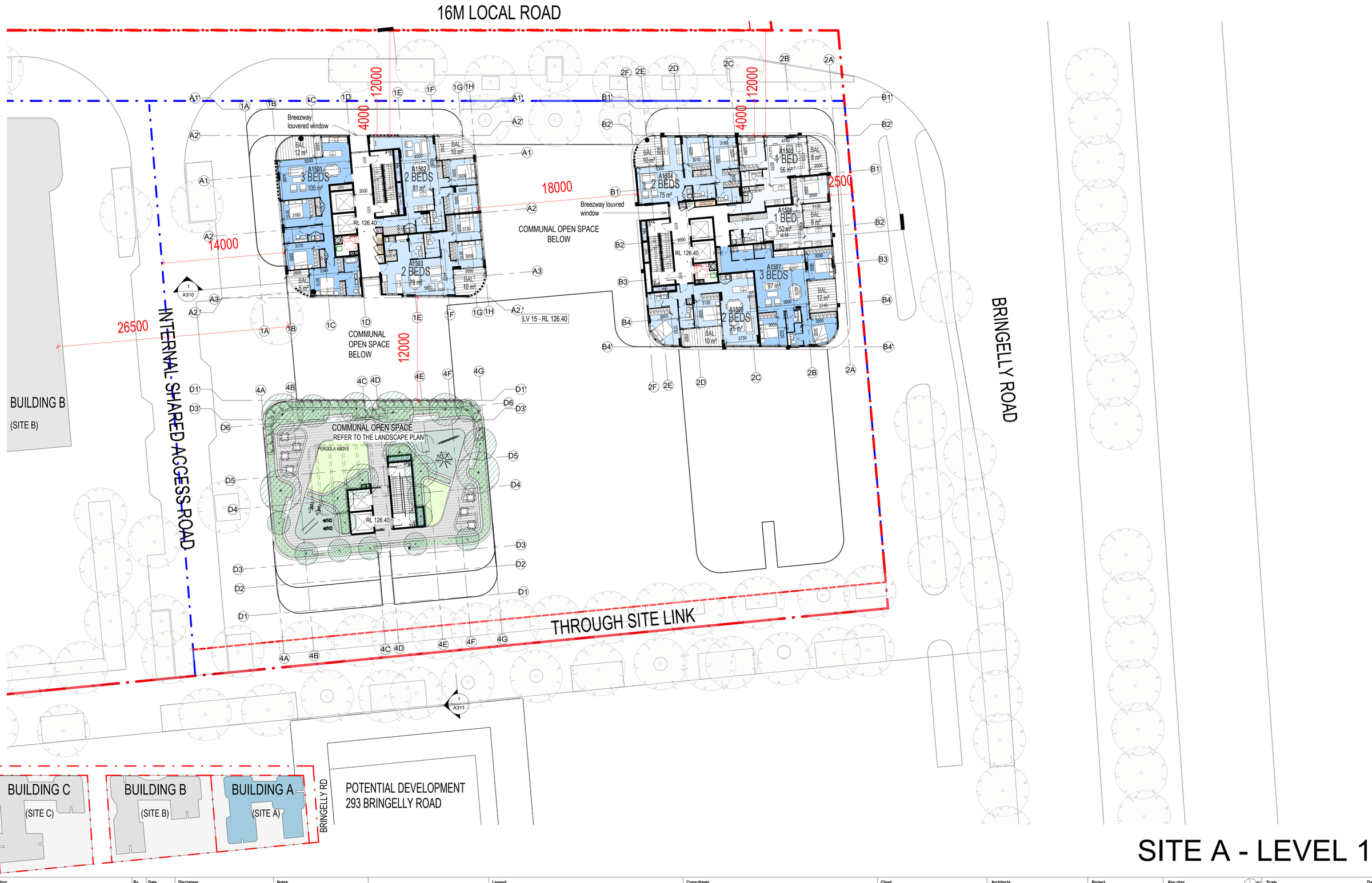


# SITE A - LEVEL 15

| Rev. | Description | By | Date |
|---|---|---|---|
| A | SSD SUBMISSION | TOP | 19/06/26 |

**Disclaimer**

"THESE DRAWINGS ARE PRELIMINARY DRAWINGS AND ARE SUBJECT TO CHANGE WITHOUT NOTICE DURING THE COURSE OF THE PROPOSED DEVELOPMENT AND IN CONSULTATION WITH COUNCIL. SUBMISSION OF THE DRAWINGS DOES NOT CONSTITUTE A REPRESENTATION OR WARRANTY BY THE DEVELOPER OR ITS SERVANTS, AGENTS OR CONTRACTORS THAT THE DRAWINGS ARE FINAL NOR THAT THE PROPOSED DEVELOPMENT WILL TAKE PLACE IN ACCORDANCE WITH THESE DRAWINGS."

BEFORE CARRYING OUT ANY WORK ENSURE THAT THE DRAWINGS USED CARRY THE LATEST AMENDMENT No.

THESE DOCUMENTS AND ANY WORKS EXECUTED AS A RESULT OF THESE DOCUMENTS SHALL BE SUBJECT TO THE COPYRIGHT CONDITIONS SET OUT IN THE CONDITIONS OF ENGAGEMENT. ©

**Notes**

DRAWINGS MADE TO A LARGER SCALE AND THOSE SHOWING PARTICULAR DETAIL OF WORKS SHALL TAKE PRECEDENCE OVER DRAWINGS MADE TO A SMALLER SCALE AND FOR MORE GENERAL PURPOSES.

WHERE ANY DISCREPANCY EXISTS BETWEEN FIGURED AND SCALED DIMENSIONS, THE FIGURED DIMENSIONS SHALL PREVAIL.

BUILDER TO CHECK ALL SITE DIMENSIONS PRIOR TO FABRICATION OF FITMENTS.

ALL WORK SHOULD COMPLY WITH RELEVANT AUSTRALIAN STANDARDS AND BUILDING CODE OF AUSTRALIA (BCA).

ALL WORK SHALL CONFORM TO THE CONTRACT DOCUMENTS WHICH INCLUDE SPECIFICATIONS, THE DRAWINGS, ALL ADDENDUMS, FINISHES, SCHEDULES AND MODIFICATIONS ISSUED BY THE ARCHITECT.

THE GENERAL CONTRACTOR SHALL REVIEW ALL DOCUMENTS AND VERIFY ALL DIMENSIONS AND FIELD CONDITIONS AND SHALL CONFIRM THAT WORK IS BUILDABLE AS SHOWN. ANY CONFLICTS OR OMISSIONS, ETC., SHALL BE IMMEDIATELY REPORTED TO THE ARCHITECT FOR CLARIFICATION PRIOR TO THE PERFORMANCE OF ANY WORK IN QUESTION.

ALL THE CONSTRUCTION DRAWINGS SHALL BE READ IN CONJUNCTION W ALL CONSULTANTS AND CONTRACTOR DRAWINGS, SCHEDULES AND SPECIFICATIONS. IN CASE OF CONFLICT BETWEEN ARCHITECTS AND CONSULTANTS DRAWINGS IN LOCATING STRUCTURAL ELEMENTS, MATERIALS / EQUIPMENT, THE ARCHITECT SHALL BE NOTIFIED FOR CLARIFICATION PRIOR TO PROCEEDING WITH CONSTRUCTION.

DO NOT SCALE DRAWINGS. WRITTEN DIMENSIONS GOVERN PARTITION LOCATIONS, DIMENSIONS AND TYPES. IN CASE OF CONFLICT, NOTIFY ARCHITECT OR WRITTEN CLARIFICATION PRIOR TO PROCEEDING WITH CONSTRUCTION.

**Legend**

**Consultants**

**Client**

A Mourched & G Mourched
ABN 94 935 668 270

**Architects**

tony owen ptnrs
Level 2
13-15 Queen Street
Chippendale NSW 2008
P 8122 9698 2900
F 8122 9698 3918
E info@tonyowen.com.au

Tony Owen Partners Architects Reg. No 7080

**Project**

Leppington

**Project address**
297 BRINGELLY ROAD,
LEPPINGTON NSW 2179

**Key plan**



**Scale**
As indicated

**Date**
19/06/26

**Drawing title**
SITE A - LEVEL 15

| Project no. | Drawing no. | Rev. |
|---|---|---|
| 1111 | A119 | A |

Drawn TL

**Drawing status**
SSD SUBMISSION

17/06/2026 3:52:29 PM

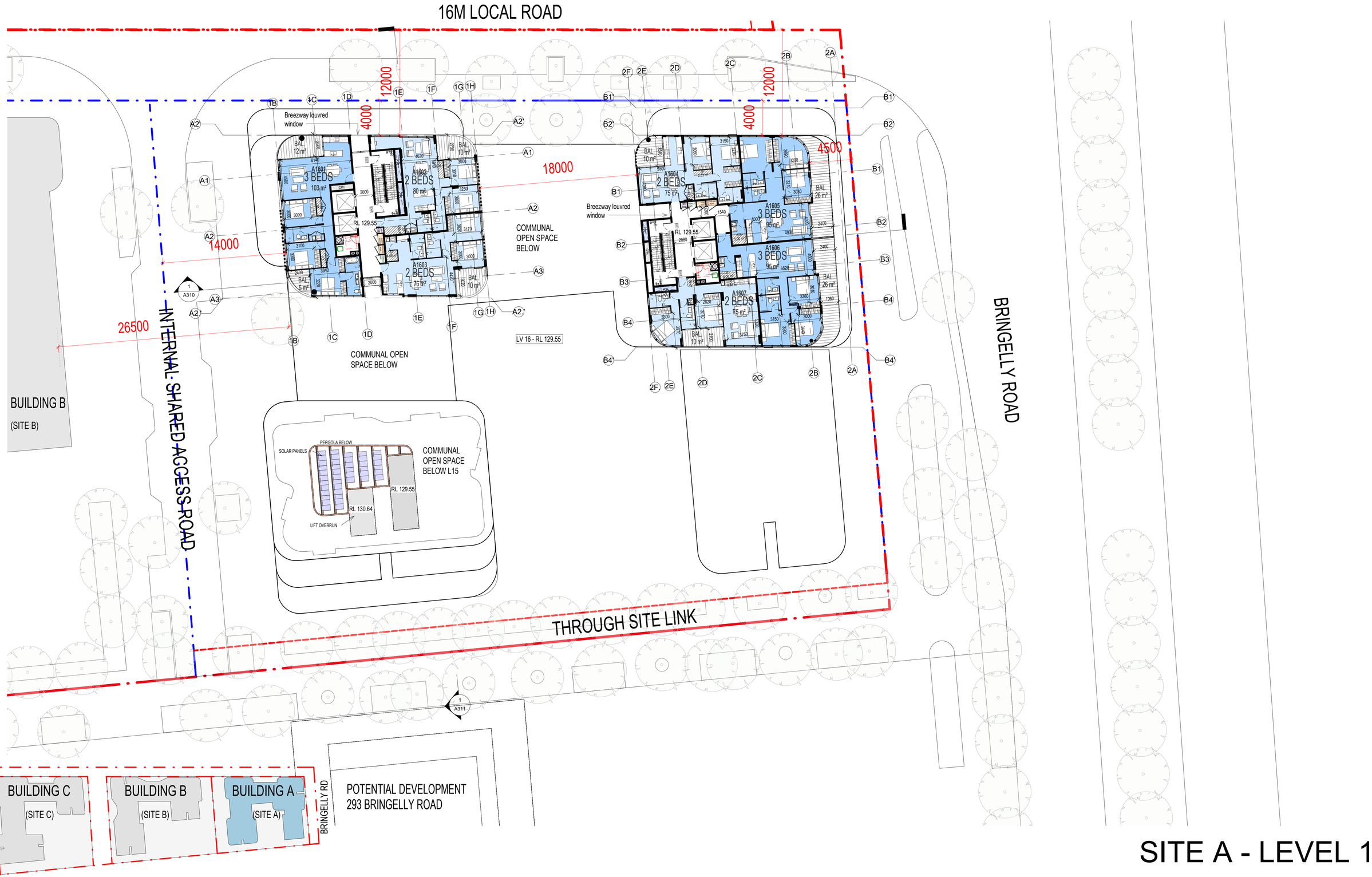


# SITE A - LEVEL 16

| Rev. | Description | By | Date |
|---|---|---|---|
| A | SSD SUBMISSION | TOP | 19/06/26 |

**Disclaimer**

"THESE DRAWINGS ARE PRELIMINARY DRAWINGS AND ARE SUBJECT TO CHANGE WITHOUT NOTICE DURING THE COURSE OF THE PROPOSED DEVELOPMENT AND IN CONSULTATION WITH COUNCIL. SUBMISSION OF THE DRAWINGS DOES NOT CONSTITUTE A REPRESENTATION OR WARRANTY BY THE DEVELOPER OR ITS SERVANTS, AGENTS OR CONTRACTORS THAT THE DRAWINGS ARE FINAL NOR THAT THE PROPOSED DEVELOPMENT WILL TAKE PLACE IN ACCORDANCE WITH THESE DRAWINGS."

BEFORE CARRYING OUT ANY WORK ENSURE THAT THE DRAWINGS USED CARRY THE LATEST AMENDMENT No.

THESE DOCUMENTS AND ANY WORKS EXECUTED AS A RESULT OF THESE DOCUMENTS SHALL BE SUBJECT TO THE COPYRIGHT CONDITIONS SET OUT IN THE CONDITIONS OF ENGAGEMENT. ©

**Notes**

DRAWINGS MADE TO A LARGER SCALE AND THOSE SHOWING PARTICULAR DETAIL OF WORKS SHALL TAKE PRECEDENCE OVER DRAWINGS MADE TO A SMALLER SCALE AND FOR MORE GENERAL PURPOSES.
WHERE ANY DISCREPANCY EXISTS BETWEEN FIGURED AND SCALED DIMENSIONS, THE FIGURED DIMENSIONS SHALL PREVAIL.

BUILDER TO CHECK ALL SITE DIMENSIONS PRIOR TO FABRICATION OF FITMENTS.
ALL WORK SHOULD COMPLY WITH RELEVANT AUSTRALIAN STANDARDS AND BUILDING CODE OF AUSTRALIA (BCA).

ALL WORK SHALL CONFORM TO THE CONTRACT DOCUMENTS WHICH INCLUDE SPECIFICATIONS, THE DRAWINGS, ALL ADDENDUMS, FINISHES, SCHEDULES AND MODIFICATIONS ISSUED BY THE ARCHITECT.

THE GENERAL CONTRACTOR SHALL REVIEW ALL DOCUMENTS AND VERIFY ALL DIMENSIONS AND FIELD CONDITIONS AND SHALL CONFIRM THAT WORK IS BUILDABLE AS SHOWN. ANY CONFLICTS OR OMISSIONS, ETC., SHALL BE IMMEDIATELY REPORTED TO THE ARCHITECT FOR CLARIFICATION PRIOR TO THE PERFORMANCE OF ANY WORK IN QUESTION.

ALL THE CONSTRUCTION DRAWINGS SHALL BE READ IN CONJUNCTION W ALL CONSULTANTS AND CONTRACTOR DRAWINGS, SCHEDULES AND SPECIFICATIONS. IN CASE OF CONFLICT BETWEEN ARCHITECTS AND CONSULTANTS DRAWINGS IN LOCATING STRUCTURAL ELEMENTS, MATERIALS / EQUIPMENT, THE ARCHITECT SHALL BE NOTIFIED FOR CLARIFICATION PRIOR TO PROCEEDING WITH CONSTRUCTION.

DO NOT SCALE DRAWINGS. WRITTEN DIMENSIONS GIVEN PARTITION LOCATIONS, DIMENSIONS AND TYPES. IN CASE OF CONFLICT, NOTIFY ARCHITECT OR WRITTEN CLARIFICATION PRIOR TO PROCEEDING WITH CONSTRUCTION.

**Legend**

**Consultants**

**Client**

A Mourched & G Mourched
ABN 94 935 668 270

**Architects**

tony owen ptnrs
Tony Owen Partners Architects Reg. No 7080
Level 2
12-16 Queen Street
Chippendale NSW 2008
P 8122 9698 2800
F 8122 9698 3018
E info@tonyowen.com.au

**Project**

Leppington

**Project address**
297 BRINGELLY ROAD,
LEPPINGTON NSW 2179

**Key plan**



| Scale | Date |
|---|---|
| As indicated | 19/06/26 |

**Drawing title**
SITE A - LEVEL 16

| Project no. 1111 | Drawing no. | Rev. |
|---|---|---|
| Drawn TL | A120 | A |

**Drawing status**
SSD SUBMISSION

17/06/2026 3:52:28 PM

16M LOCAL ROAD

BRINGELLY ROAD

INTERNAL ACCESS ROAD

BUILDING B
(SITE B)

COMMUNAL OPEN SPACE BELOW L15

THROUGH SITE LINK

Breezway louvered window

A1702 1 BED 50 m²

A1701 2 BEDS 98 m²

A1703 2 BEDS 82 m²

A1704 3 BEDS 95 m²

A1705 3 BEDS 96 m²

A1706 3 BEDS 103 m²

RL 132.70

COMMUNAL OPEN SPACE BELOW

LV 17 - RL 132.70

12000

4000

18000

14000

26500

4500

7500

BUILDING C (SITE C)

BUILDING B (SITE B)

BUILDING A (SITE A)

BRINGELLY RD

POTENTIAL DEVELOPMENT
293 BRINGELLY ROAD

# SITE A - LEVEL 17

| Rev. | Description | By | Date |
|---|---|---|---|
| A | SSD SUBMISSION | TOP | 19/06/26 |

**Disclaimer**

"THESE DRAWINGS ARE PRELIMINARY DRAWINGS AND ARE SUBJECT TO CHANGE WITHOUT NOTICE DURING THE COURSE OF THE PROPOSED DEVELOPMENT AND IN CONSULTATION WITH COUNCIL. SUBMISSION OF THE DRAWINGS DOES NOT CONSTITUTE A REPRESENTATION OR WARRANTY BY THE DEVELOPER OR ITS SERVANTS, AGENTS OR CONTRACTORS THAT THE DRAWINGS ARE FINAL NOR THAT THE PROPOSED DEVELOPMENT WILL TAKE PLACE IN ACCORDANCE WITH THESE DRAWINGS."

BEFORE CARRYING OUT ANY WORK ENSURE THAT THE DRAWINGS USED CARRY THE LATEST AMENDMENT No.

THESE DOCUMENTS AND ANY WORKS EXECUTED AS A RESULT OF THESE DOCUMENTS SHALL BE SUBJECT TO THE COPYRIGHT CONDITIONS SET OUT IN THE CONDITIONS OF ENGAGEMENT. ©

**Notes**

DRAWINGS MADE TO A LARGER SCALE AND THOSE SHOWING PARTICULAR DETAIL OF WORKS SHALL TAKE PRECEDENCE OVER DRAWINGS MADE TO A SMALLER SCALE AND FOR MORE GENERAL PURPOSES.
WHERE ANY DISCREPANCY EXISTS BETWEEN FIGURED AND SCALED DIMENSIONS, THE FIGURED DIMENSIONS SHALL PREVAIL.

BUILDER TO CHECK ALL SITE DIMENSIONS PRIOR TO FABRICATION OF FITMENTS.
ALL WORK SHOULD COMPLY WITH RELEVANT AUSTRALIAN STANDARDS AND BUILDING CODE OF AUSTRALIA (BCA).

ALL WORK SHALL CONFORM TO THE CONTRACT DOCUMENTS WHICH INCLUDE SPECIFICATIONS, THE DRAWINGS, ALL ADDENDUMS, FINISHES, SCHEDULES AND MODIFICATIONS ISSUED BY THE ARCHITECT.

THE GENERAL CONTRACTOR SHALL REVIEW ALL DOCUMENTS AND VERIFY ALL DIMENSIONS AND FIELD CONDITIONS AND SHALL CONFIRM THAT WORK IS BUILDABLE AS SHOWN. ANY CONFLICTS OR OMISSIONS, ETC., SHALL BE IMMEDIATELY REPORTED TO THE ARCHITECT FOR CLARIFICATION PRIOR TO THE PERFORMANCE OF ANY WORK IN QUESTION.

ALL THE CONSTRUCTION DRAWINGS SHALL BE READ IN CONJUNCTION W ALL CONSULTANTS AND CONTRACTOR DRAWINGS, SCHEDULES AND SPECIFICATIONS. IN CASE OF CONFLICT BETWEEN ARCHITECTS AND CONSULTANTS DRAWINGS IN LOCATING STRUCTURAL ELEMENTS, MATERIALS / EQUIPMENT. THE ARCHITECT SHALL BE NOTIFIED FOR CLARIFICATION PRIOR TO PROCEEDING WITH CONSTRUCTION.

DO NOT SCALE DRAWINGS. WRITTEN DIMENSIONS GOVERN PARTITION LOCATIONS, DIMENSIONS AND TYPES. IN CASE OF CONFLICT, NOTIFY ARCHITECT OR WRITTEN CLARIFICATION PRIOR TO PROCEEDING WITH CONSTRUCTION.

**Legend**

**Consultants**

**Client**
A Mourched & G Mourched
ABN 94 935 668 270

**Architects**
tony owen ptnrs
Level 2
13-16 Queen Street
Chippendale NSW 2008
P 9122 9588 2900
F 9122 9699 3018
E info@tonyowen.com.au
Tony Owen Partners Architects Reg. No 7080

**Project**
Leppington

**Project address**
297 BRINGELLY ROAD,
LEPPINGTON NSW 2179

**Key plan**

**Scale**
As indicated

**Date**
19/06/26

**Drawing title**
SITE A - LEVEL 17

**Project no.** 1111 **Drawing no.** A121 **Rev.** A

**Drawn** TL

**Drawing status**
SSD SUBMISSION

17/06/2026 3:52:46 PM

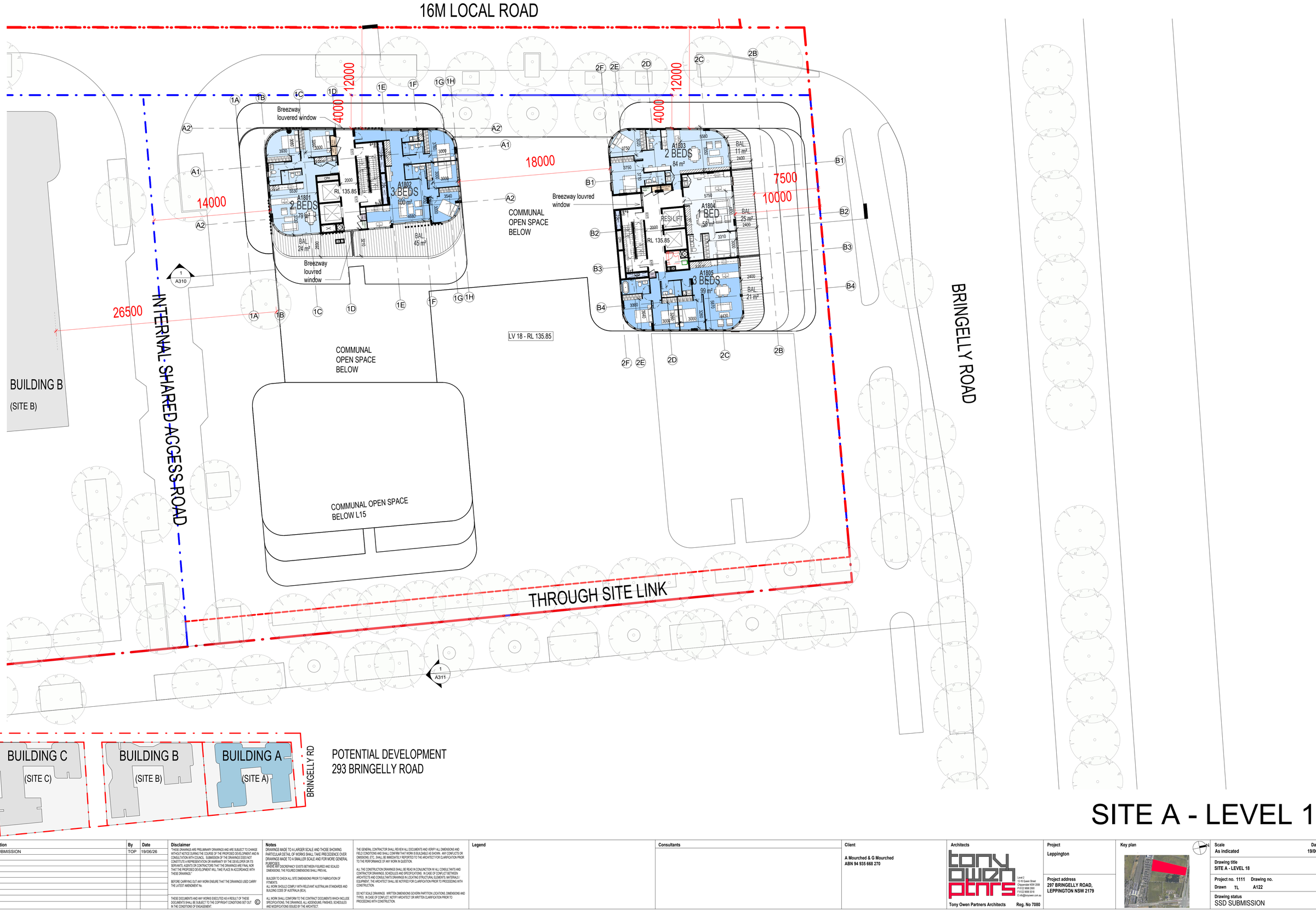


# SITE A - LEVEL 18

| Rev. | Description | By | Date |
|---|---|---|---|
| A | SSD SUBMISSION | TOP | 19/06/26 |

**Disclaimer**

"THESE DRAWINGS ARE PRELIMINARY DRAWINGS AND ARE SUBJECT TO CHANGE WITHOUT NOTICE DURING THE COURSE OF THE PROPOSED DEVELOPMENT AND IN CONSULTATION WITH COUNCIL. SUBMISSION OF THE DRAWINGS DOES NOT CONSTITUTE A REPRESENTATION OR WARRANTY BY THE DEVELOPER OR ITS SERVANTS, AGENTS OR CONTRACTORS THAT THE DRAWINGS ARE FINAL NOR THAT THE PROPOSED DEVELOPMENT WILL TAKE PLACE IN ACCORDANCE WITH THESE DRAWINGS."

BEFORE CARRYING OUT ANY WORK ENSURE THAT THE DRAWINGS USED CARRY THE LATEST AMENDMENT No.

THESE DOCUMENTS AND ANY WORKS EXECUTED AS A RESULT OF THESE DOCUMENTS SHALL BE SUBJECT TO THE COPYRIGHT CONDITIONS SET OUT IN THE CONDITIONS OF ENGAGEMENT. ©

**Notes**

DRAWINGS MADE TO A LARGER SCALE AND THOSE SHOWING PARTICULAR DETAIL OF WORKS SHALL TAKE PRECEDENCE OVER DRAWINGS MADE TO A SMALLER SCALE AND FOR MORE GENERAL PURPOSES.
WHERE ANY DISCREPANCY EXISTS BETWEEN FIGURED AND SCALED DIMENSIONS, THE FIGURED DIMENSIONS SHALL PREVAIL.

BUILDER TO CHECK ALL SITE DIMENSIONS PRIOR TO FABRICATION OF FITMENTS.
ALL WORK SHOULD COMPLY WITH RELEVANT AUSTRALIAN STANDARDS AND BUILDING CODE OF AUSTRALIA (BCA).

ALL WORK SHALL CONFORM TO THE CONTRACT DOCUMENTS WHICH INCLUDE SPECIFICATIONS, THE DRAWINGS, ALL ADDENDUMS, FINISHES, SCHEDULES AND MODIFICATIONS ISSUED BY THE ARCHITECT.

THE GENERAL CONTRACTOR SHALL REVIEW ALL DOCUMENTS AND VERIFY ALL DIMENSIONS AND FIELD CONDITIONS AND SHALL CONFIRM THAT WORK IS BUILDABLE AS SHOWN. ANY CONFLICTS OR OMISSIONS, ETC., SHALL BE IMMEDIATELY REPORTED TO THE ARCHITECT FOR CLARIFICATION PRIOR TO THE PERFORMANCE OF ANY WORK IN QUESTION.

ALL THE CONSTRUCTION DRAWINGS SHALL BE READ IN CONJUNCTION W ALL CONSULTANTS AND CONTRACTOR DRAWINGS, SCHEDULES AND SPECIFICATIONS. IN CASE OF CONFLICT BETWEEN ARCHITECTS AND CONSULTANTS DRAWINGS IN LOCATING STRUCTURAL ELEMENTS, MATERIALS / EQUIPMENT. THE ARCHITECT SHALL BE NOTIFIED FOR CLARIFICATION PRIOR TO PROCEEDING WITH CONSTRUCTION.

DO NOT SCALE DRAWINGS. WRITTEN DIMENSIONS GOVERN PARTITION LOCATIONS, DIMENSIONS AND TYPES. IN CASE OF CONFLICT, NOTIFY ARCHITECT OR WRITTEN CLARIFICATION PRIOR TO PROCEEDING WITH CONSTRUCTION.

**Legend**

**Consultants**

**Client**

A Mourched & G Mourched
ABN 94 935 668 270

**Architects**

tony owen ptnrs
Tony Owen Partners Architects
Level 2
13-16 Queen Street
Chippendale NSW 2008
P 9122 9698 2900
F 9122 9698 3018
E info@tonyowen.com.au
Reg. No 7080

**Project**

Leppington

**Project address**
297 BRINGELLY ROAD,
LEPPINGTON NSW 2179

**Key plan**



| Scale | Date |
|---|---|
| As indicated | 19/06/26 |

**Drawing title**
SITE A - LEVEL 18

| Project no. 1111 | Drawing no. | Rev. |
|---|---|---|
| Drawn TL | A122 | A |

**Drawing status**
SSD SUBMISSION

17/06/2026 3:52:54 PM

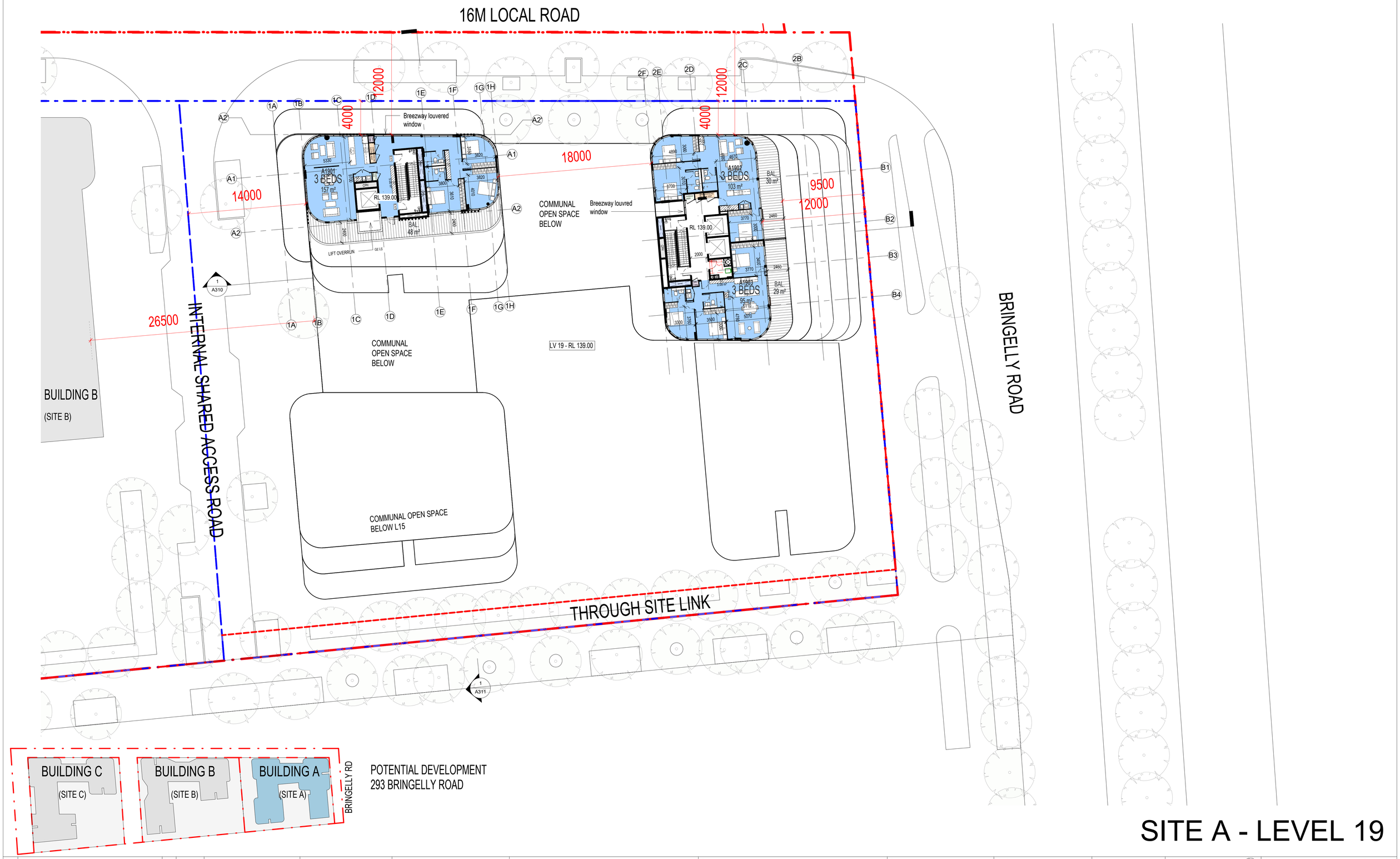


# SITE A - LEVEL 19

| Rev. | Description | By | Date |
|---|---|---|---|
| A | SSD SUBMISSION | TOP | 19/06/26 |

**Disclaimer**

"THESE DRAWINGS ARE PRELIMINARY DRAWINGS AND ARE SUBJECT TO CHANGE WITHOUT NOTICE DURING THE COURSE OF THE PROPOSED DEVELOPMENT AND IN CONSULTATION WITH COUNCIL. SUBMISSION OF THE DRAWINGS DOES NOT CONSTITUTE A REPRESENTATION OR WARRANTY BY THE DEVELOPER OR ITS SERVANTS, AGENTS OR CONTRACTORS THAT THE DRAWINGS ARE FINAL NOR THAT THE PROPOSED DEVELOPMENT WILL TAKE PLACE IN ACCORDANCE WITH THESE DRAWINGS."

BEFORE CARRYING OUT ANY WORK ENSURE THAT THE DRAWINGS USED CARRY THE LATEST AMENDMENT No.

THESE DOCUMENTS AND ANY WORKS EXECUTED AS A RESULT OF THESE DOCUMENTS SHALL BE SUBJECT TO THE COPYRIGHT CONDITIONS SET OUT IN THE CONDITIONS OF ENGAGEMENT. ©

**Notes**

DRAWINGS MADE TO A LARGER SCALE AND THOSE SHOWING PARTICULAR DETAIL OF WORKS SHALL TAKE PRECEDENCE OVER DRAWINGS MADE TO A SMALLER SCALE AND FOR MORE GENERAL PURPOSES.

WHERE ANY DISCREPANCY EXISTS BETWEEN FIGURED AND SCALED DIMENSIONS, THE FIGURED DIMENSIONS SHALL PREVAIL.

BUILDER TO CHECK ALL SITE DIMENSIONS PRIOR TO FABRICATION OF FITMENTS.

ALL WORK SHOULD COMPLY WITH RELEVANT AUSTRALIAN STANDARDS AND BUILDING CODE OF AUSTRALIA (BCA).

ALL WORK SHALL CONFORM TO THE CONTRACT DOCUMENTS WHICH INCLUDE SPECIFICATIONS, THE DRAWINGS, ALL ADDENDUMS, FINISHES, SCHEDULES AND MODIFICATIONS ISSUED BY THE ARCHITECT.

THE GENERAL CONTRACTOR SHALL REVIEW ALL DOCUMENTS AND VERIFY ALL DIMENSIONS AND FIELD CONDITIONS AND SHALL CONFIRM THAT WORK IS BUILDABLE AS SHOWN. ANY CONFLICTS OR OMISSIONS, ETC., SHALL BE IMMEDIATELY REPORTED TO THE ARCHITECT FOR CLARIFICATION PRIOR TO THE PERFORMANCE OF ANY WORK IN QUESTION.

ALL THE CONSTRUCTION DRAWINGS SHALL BE READ IN CONJUNCTION W/ ALL CONSULTANTS AND CONTRACTOR DRAWINGS, SCHEDULES AND SPECIFICATIONS. IN CASE OF CONFLICT BETWEEN ARCHITECTS AND CONSULTANTS DRAWINGS IN LOCATING STRUCTURAL ELEMENTS, MATERIALS / EQUIPMENT, THE ARCHITECT SHALL BE NOTIFIED FOR CLARIFICATION PRIOR TO PROCEEDING WITH CONSTRUCTION.

DO NOT SCALE DRAWINGS. WRITTEN DIMENSIONS GOVERN PARTITION LOCATIONS, DIMENSIONS AND TYPES. IN CASE OF CONFLICT, NOTIFY ARCHITECT OR WRITTEN CLARIFICATION PRIOR TO PROCEEDING WITH CONSTRUCTION.

**Legend**

**Consultants**

**Client**

A Mourched & G Mourched
ABN 94 935 668 270

**Architects**

tony owen ptnrs
Level 2
10-16 Queen Street
Chippendale NSW 2008
P 0122 9698 2900
F 0122 9698 3010
E info@tonyowen.com.au

Tony Owen Partners Architects Reg. No 7080

**Project**

Leppington

**Project address**

297 BRINGELLY ROAD,
LEPPINGTON NSW 2179

**Key plan**



**Scale** As indicated

**Date** 19/06/26

**Drawing title** SITE A - LEVEL 19

**Project no.** 1111 **Drawing no.** A123 **Rev.** A

**Drawn** TL

**Drawing status** SSD SUBMISSION

17/06/2026 3:53:01 PM

16M LOCAL ROAD

SOLAR PANELS

PLANT VERTICAL LOUVRE SCREEN @ 1.8 HEIGHT
RL 142.15

LIFT OVERRUN
RL 45.75

CPH

SOLAR PANELS
RL 142.15

LIFT OVERRUN
RL 145.75

CPH

HOT WATER PLANT

ROOF - RL 142.15

1
A310

INTERNAL SHARED ACCESS ROAD

BUILDING B
(SITE B)

COMMUNAL OPEN SPACE
BELOW L15

BRINGELLY ROAD

THROUGH SITE LINK

1
A311

BUILDING C
(SITE C)

BUILDING B
(SITE B)

BUILDING A
(SITE A)

BRINGELLY RD

POTENTIAL DEVELOPMENT
293 BRINGELLY ROAD

# SITE A - ROOF PLAN

| Rev. | Description | By | Date |
|---|---|---|---|
| A | SSD SUBMISSION | TOP | 19/06/26 |

**Disclaimer**

"THESE DRAWINGS ARE PRELIMINARY DRAWINGS AND ARE SUBJECT TO CHANGE WITHOUT NOTICE DURING THE COURSE OF THE PROPOSED DEVELOPMENT AND IN CONSULTATION WITH COUNCIL. SUBMISSION OF THE DRAWINGS DOES NOT CONSTITUTE A REPRESENTATION OR WARRANTY BY THE DEVELOPER OR ITS SERVANTS, AGENTS OR CONTRACTORS THAT THE DRAWINGS ARE FINAL NOR THAT THE PROPOSED DEVELOPMENT WILL TAKE PLACE IN ACCORDANCE WITH THESE DRAWINGS."

BEFORE CARRYING OUT ANY WORK ENSURE THAT THE DRAWINGS USED CARRY THE LATEST AMENDMENT No.

THESE DOCUMENTS AND ANY WORKS EXECUTED AS A RESULT OF THESE DOCUMENTS SHALL BE SUBJECT TO THE COPYRIGHT CONDITIONS SET OUT IN THE CONDITIONS OF ENGAGEMENT. ©

**Notes**

DRAWINGS MADE TO A LARGER SCALE AND THOSE SHOWING PARTICULAR DETAIL OF WORKS SHALL TAKE PRECEDENCE OVER DRAWINGS MADE TO A SMALLER SCALE AND FOR MORE GENERAL PURPOSES.
WHERE ANY DISCREPANCY EXISTS BETWEEN FIGURED AND SCALED DIMENSIONS, THE FIGURED DIMENSIONS SHALL PREVAIL.

BUILDER TO CHECK ALL SITE DIMENSIONS PRIOR TO FABRICATION OF FITMENTS.
ALL WORK SHOULD COMPLY WITH RELEVANT AUSTRALIAN STANDARDS AND BUILDING CODE OF AUSTRALIA (BCA).

ALL WORK SHALL CONFORM TO THE CONTRACT DOCUMENTS WHICH INCLUDE SPECIFICATIONS, THE DRAWINGS, ALL ADDENDUMS, FINISHES, SCHEDULES AND MODIFICATIONS ISSUED BY THE ARCHITECT.

THE GENERAL CONTRACTOR SHALL REVIEW ALL DOCUMENTS AND VERIFY ALL DIMENSIONS AND FIELD CONDITIONS AND SHALL CONFIRM THAT WORK IS BUILDABLE AS SHOWN. ANY CONFLICTS OR OMISSIONS, ETC., SHALL BE IMMEDIATELY REPORTED TO THE ARCHITECT FOR CLARIFICATION PRIOR TO THE PERFORMANCE OF ANY WORK IN QUESTION.

ALL THE CONSTRUCTION DRAWINGS SHALL BE READ IN CONJUNCTION W ALL CONSULTANTS AND CONTRACTOR DRAWINGS, SCHEDULES AND SPECIFICATIONS. IN CASE OF CONFLICT BETWEEN ARCHITECTS AND CONSULTANTS DRAWINGS IN LOCATING STRUCTURAL ELEMENTS, MATERIALS / EQUIPMENT, THE ARCHITECT SHALL BE NOTIFIED FOR CLARIFICATION PRIOR TO PROCEEDING WITH CONSTRUCTION.

DO NOT SCALE DRAWINGS. WRITTEN DIMENSIONS GIVEN PARTITION LOCATIONS, DIMENSIONS AND TYPES. IN CASE OF CONFLICT, NOTIFY ARCHITECT OR WRITTEN CLARIFICATION PRIOR TO PROCEEDING WITH CONSTRUCTION.

**Legend**

**Consultants**

**Client**

A Mourched & G Mourched
ABN 94 935 668 270

**Architects**

tony owen ptnrs
Level 2
12-16 Queen Street
Chippendale NSW 2008
P 9122 9698 2900
F 9122 9699 3018
E info@tonyowen.com.au
Tony Owen Partners Architects Reg. No 7080

**Project**

Leppington

**Project address**
297 BRINGELLY ROAD,
LEPPINGTON NSW 2179

**Key plan**



| Scale | Date |
|---|---|
| As indicated | 19/06/26 |

**Drawing title**
SITE A - ROOF PLAN

| Project no. 1111 | Drawing no. | Rev. |
|---|---|---|
| Drawn TL | A124 | A |

**Drawing status**
SSD SUBMISSION

17/06/2026 3:53:07 PM

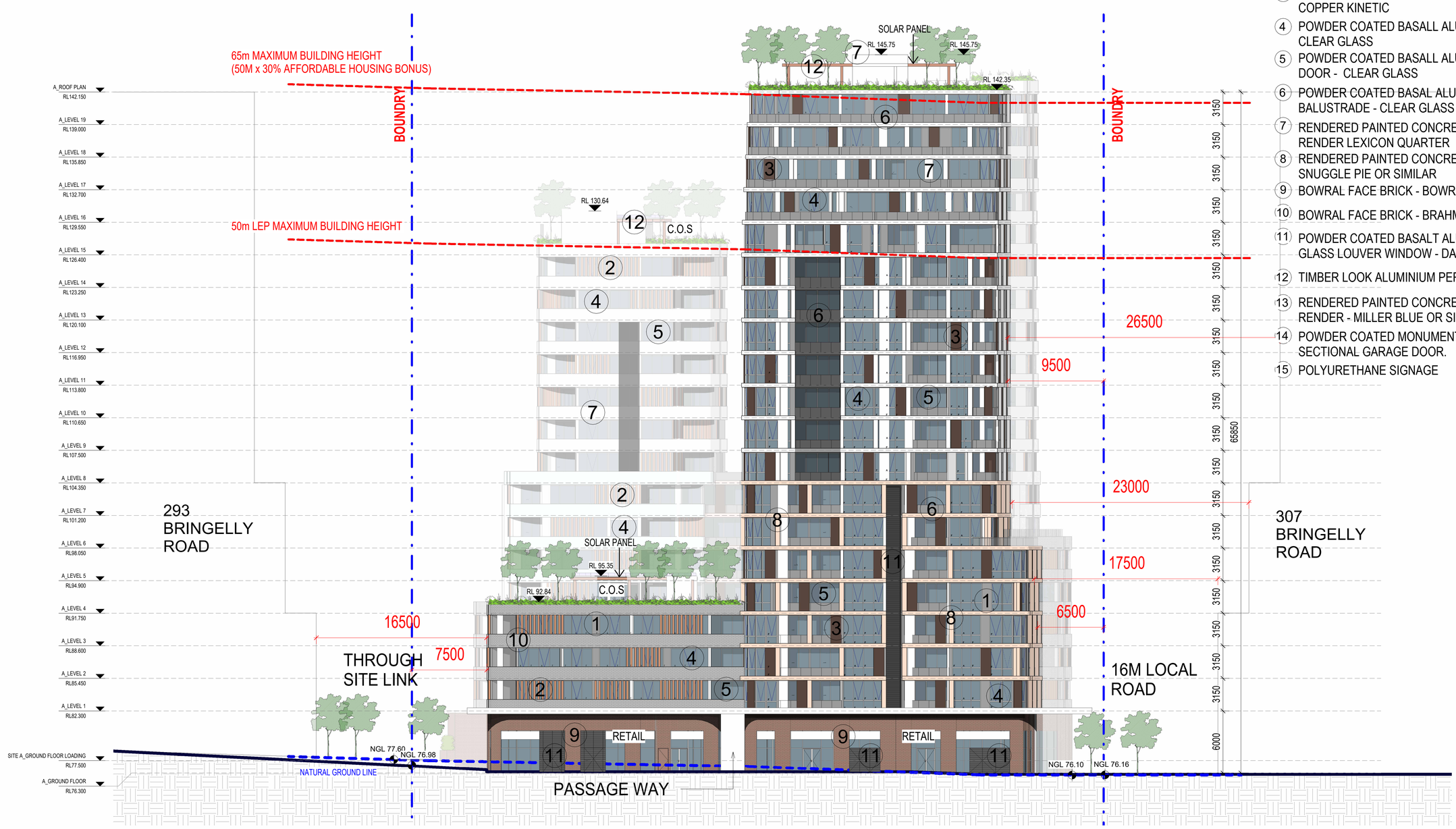


## EXTERNAL FINISHES LEGEND

1. RENDERED PAINTED CONCRETE - DULUX ACYLIC RENDER TERRACE WHITE OR SIMILAR
2. TIMBER LOOK ALUMINUM VERTICAL LOUVRES
3. POWDER COATED ALUMINIUM LOUVRES BURNISHED COPPER KINETIC
4. POWDER COATED BASALL ALUMINUM FRAMED WINDOW - CLEAR GLASS
5. POWDER COATED BASALL ALUMINUM FRAMED SLIDING DOOR - CLEAR GLASS
6. POWDER COATED BASAL ALUMINUM FRAMED BALUSTRADE - CLEAR GLASS
7. RENDERED PAINTED CONCRETE - DULUX ACYLIC RENDER LEXICON QUARTER
8. RENDERED PAINTED CONCRETE - DULUX ACYLIC RENDER SNUGGLE PIE OR SIMILAR
9. BOWRAL FACE BRICK - BOWRAL BLUE OR SIMILAR
10. BOWRAL FACE BRICK - BRAHMAN GRANITE OR SIMILAR
11. POWDER COATED BASALT ALUMINIUM FRAMED GLASS LOUVER WINDOW - DARK GREY GLASS
12. TIMBER LOOK ALUMINIUM PERGOLAR
13. RENDERED PAINTED CONCRETE - DULUX ACYLIC RENDER - MILLER BLUE OR SIMILAR
14. POWDER COATED MONUMENT ALUMINIUM SECTIONAL GARAGE DOOR.
15. POLYURETHANE SIGNAGE

# SITE A - NORTH ELEVATION

| Rev. | Description | By | Date |
|---|---|---|---|
| A | SSD SUBMISSION | | 19/06/26 |

**Disclaimer**

THESE DRAWINGS ARE PRELIMINARY DRAWINGS AND ARE SUBJECT TO CHANGE WITHOUT NOTICE DURING THE COURSE OF THE PROPOSED DEVELOPMENT AND IN CONSULTATION WITH COUNCIL. SUBMISSION OF THE DRAWINGS DOES NOT CONSTITUTE A REPRESENTATION OR WARRANTY BY THE DEVELOPER OR ITS SERVANTS, AGENTS OR CONTRACTORS THAT THE DRAWINGS ARE FINAL NOR THAT THE PROPOSED DEVELOPMENT WILL TAKE PLACE IN ACCORDANCE WITH THESE DRAWINGS."

BEFORE CARRYING OUT ANY WORK ENSURE THAT THE DRAWINGS USED CARRY THE LATEST AMENDMENT No.

THESE DOCUMENTS AND ANY WORKS EXECUTED AS A RESULT OF THESE DOCUMENTS SHALL BE SUBJECT TO THE COPYRIGHT CONDITIONS SET OUT IN THE CONDITIONS OF ENGAGEMENT. ©

**Notes**

DRAWINGS MADE TO A LARGER SCALE AND THOSE SHOWING PARTICULAR DETAIL OF WORKS SHALL TAKE PRECEDENCE OVER DRAWINGS MADE TO A SMALLER SCALE AND FOR MORE GENERAL PURPOSES.
WHERE ANY DISCREPANCY EXISTS BETWEEN FIGURED AND SCALED DIMENSIONS, THE FIGURED DIMENSIONS SHALL PREVAIL.

BUILDER TO CHECK ALL SITE DIMENSIONS PRIOR TO FABRICATION OF ITEMENTS.
ALL WORK SHOULD COMPLY WITH RELEVANT AUSTRALIAN STANDARDS AND BUILDING CODE OF AUSTRALIA (BCA).

ALL WORK SHALL CONFORM TO THE CONTRACT DOCUMENTS WHICH INCLUDE SPECIFICATIONS, THE DRAWINGS, ALL ADDENDUMS, FINISHES, SCHEDULES AND MODIFICATIONS ISSUED BY THE ARCHITECT.

THE GENERAL CONTRACTOR SHALL REVIEW ALL DOCUMENTS AND VERIFY ALL DIMENSIONS AND FIELD CONDITIONS AND SHALL CONFIRM THAT WORK IS BUILDABLE AS SHOWN. ANY CONFLICTS OR OMISSIONS, ETC., SHALL BE IMMEDIATELY REPORTED TO THE ARCHITECT FOR CLARIFICATION PRIOR TO THE PERFORMANCE OF ANY WORK IN QUESTION.

ALL THE CONSTRUCTION DRAWINGS SHALL BE READ IN CONJUNCTION W ALL CONSULTANTS AND CONTRACTOR DRAWINGS, SCHEDULES AND SPECIFICATIONS. IN CASE OF CONFLICT BETWEEN ARCHITECTS AND CONSULTANTS DRAWINGS IN LOCATING STRUCTURAL ELEMENTS, MATERIALS / EQUIPMENT, THE ARCHITECT SHALL BE NOTIFIED FOR CLARIFICATION PRIOR TO PROCEEDING WITH CONSTRUCTION.

DO NOT SCALE DRAWINGS. WRITTEN DIMENSIONS GOVERN PARTITION LOCATIONS, DIMENSIONS AND TYPES. IN CASE OF CONFLICT, NOTIFY ARCHITECT OR WRITTEN CLARIFICATION PRIOR TO PROCEEDING WITH CONSTRUCTION.

**Legend**

**Consultants**

**Client**

A Mourched & G Mourched
ABN 94 935 668 270

**Architects**

tony owen ptnrs
Tony Owen Partners Architects Reg. No 7080
Level 2
12-16 Queen Street
Chippendale NSW 2008
P 9121 9599 2900
F 9121 9599 3016
E info@tonyowen.com.au

**Project**

Leppington

**Project address**
307 BRINGELLY ROAD,
LEPPINGTON NSW 2179

**Key plan**



**Scale** 1 : 200
**Date** 19/06/26

**Drawing title**
SITE A - NORTH ELEVATION

**Project no.** 1078 **Drawing no.** A200 **Rev.** A
**Drawn** TL

**Drawing status**
SSD SUBMISSION

17/06/2026 3:36:05 PM




## EXTERNAL FINISHES LEGEND

1. RENDERED PAINTED CONCRETE - DULUX ACYLIC RENDER TERRACE WHITE OR SIMILAR
2. TIMBER LOOK ALUMINUM VERTICAL LOUVRES
3. POWDER COATED ALUMINIUM LOUVRES BURNISHED COPPER KINETIC
4. POWDER COATED BASALL ALUMINUM FRAMED WINDOW - CLEAR GLASS
5. POWDER COATED BASALL ALUMINUM FRAMED SLIDING DOOR - CLEAR GLASS
6. POWDER COATED BASAL ALUMINUM FRAMED BALUSTRADE - CLEAR GLASS
7. RENDERED PAINTED CONCRETE - DULUX ACYLIC RENDER LEXICON QUARTER
8. RENDERED PAINTED CONCRETE - DULUX ACYLIC RENDER SNUGGLE PIE OR SIMILAR
9. BOWRAL FACE BRICK - BOWRAL BLUE OR SIMILAR
10. BOWRAL FACE BRICK - BRAHMAN GRANITE OR SIMILAR
11. POWDER COATED BASALT ALUMINIUM FRAMED GLASS LOUVER WINDOW - DARK GREY GLASS
12. TIMBER LOOK ALUMINIUM PERGOLAR
13. RENDERED PAINTED CONCRETE - DULUX ACYLIC RENDER - MILLER BLUE OR SIMILAR
14. POWDER COATED MONUMENT ALUMINIUM SECTIONAL GARAGE DOOR.
15. POLYURETHANE SIGNAGE

# SITE A - SOUTH ELEVATION

| Rev. | Description | By | Date |
|---|---|---|---|
| A | SSD SUBMISSION | | 19/06/26 |

**Disclaimer**
THESE DRAWINGS ARE PRELIMINARY DRAWINGS AND ARE SUBJECT TO CHANGE WITHOUT NOTICE DURING THE COURSE OF THE PROPOSED DEVELOPMENT AND IN CONSULTATION WITH COUNCIL. SUBMISSION OF THE DRAWINGS DOES NOT CONSTITUTE A REPRESENTATION OR WARRANTY BY THE DEVELOPER OR ITS SERVANTS, AGENTS OR CONTRACTORS THAT THE DRAWINGS ARE FINAL NOR THAT THE PROPOSED DEVELOPMENT WILL TAKE PLACE IN ACCORDANCE WITH THESE DRAWINGS.

BEFORE CARRYING OUT ANY WORK ENSURE THAT THE DRAWINGS USED CARRY THE LATEST AMENDMENT No.

THESE DOCUMENTS AND ANY WORKS EXECUTED AS A RESULT OF THESE DOCUMENTS SHALL BE SUBJECT TO THE COPYRIGHT CONDITIONS SET OUT IN THE CONDITIONS OF ENGAGEMENT. ©

**Notes**
DRAWINGS MADE TO A LARGER SCALE AND THOSE SHOWING PARTICULAR DETAIL OF WORKS SHALL TAKE PRECEDENCE OVER DRAWINGS MADE TO A SMALLER SCALE AND FOR MORE GENERAL PURPOSES.
WHERE ANY DISCREPANCY EXISTS BETWEEN FIGURED AND SCALED DIMENSIONS, THE FIGURED DIMENSIONS SHALL PREVAIL.

BUILDER TO CHECK ALL SITE DIMENSIONS PRIOR TO FABRICATION OF FITMENTS.
ALL WORK SHOULD COMPLY WITH RELEVANT AUSTRALIAN STANDARDS AND BUILDING CODE OF AUSTRALIA (BCA).

ALL WORK SHALL CONFORM TO THE CONTRACT DOCUMENTS WHICH INCLUDE SPECIFICATIONS, THE DRAWINGS, ALL ADDENDUMS, FINISHES, SCHEDULES AND MODIFICATIONS ISSUED BY THE ARCHITECT.

THE GENERAL CONTRACTOR SHALL REVIEW ALL DOCUMENTS AND VERIFY ALL DIMENSIONS AND FIELD CONDITIONS AND SHALL CONFIRM THAT WORK IS BUILDABLE AS SHOWN. ANY CONFLICTS OR OMISSIONS, ETC. SHALL BE IMMEDIATELY REPORTED TO THE ARCHITECT FOR CLARIFICATION PRIOR TO THE PERFORMANCE OF ANY WORK IN QUESTION.

ALL THE CONSTRUCTION DRAWINGS SHALL BE READ IN CONJUNCTION W ALL CONSULTANTS AND CONTRACTOR DRAWINGS, SCHEDULES AND SPECIFICATIONS. IN CASE OF CONFLICT BETWEEN ARCHITECTS AND CONSULTANTS DRAWINGS IN LOCATING STRUCTURAL ELEMENTS, MATERIALS / EQUIPMENT, THE ARCHITECT SHALL BE NOTIFIED FOR CLARIFICATION PRIOR TO PROCEEDING WITH CONSTRUCTION.

DO NOT SCALE DRAWINGS. WRITTEN DIMENSIONS GOVERN PARTITION LOCATIONS, DIMENSIONS AND TYPES. IN CASE OF CONFLICT, NOTIFY ARCHITECT OR WRITTEN CLARIFICATION PRIOR TO PROCEEDING WITH CONSTRUCTION.

**Legend**

**Consultants**

**Client**
SUPER STAR HOLDING GROUP PTY LTD

**Architects**
tony owen ptnrs
Level 2
13-15 Queen Street
Chippendale NSW 2008
P 9122 9699 2900
F 9122 9699 3018
E info@tonyowen.com.au
Tony Owen Partners Architects Reg. No 7080

**Project**
Leppington

**Project address**
307 BRINGELLY ROAD,
LEPPINGTON NSW 2179

**Key plan**



**Scale**
1 : 200

**Date**
19/06/26

**Drawing title**
SITE A - SOUTH ELEVATION

**Project no.** 1078 **Drawing no.** A201 **Rev.** A

**Drawn** TL

**Drawing status**
FOR INFORMATION

17/06/2026 3:37:47 PM

# EXTERNAL FINISHES LEGEND

1. RENDERED PAINTED CONCRETE - DULUX ACYLIC RENDER TERRACE WHITE OR SIMILAR
2. TIMBER LOOK ALUMINUM VERTICAL LOUVRES
3. POWDER COATED ALUMINIUM LOUVRES BURNISHED COPPER KINETIC
4. POWDER COATED BASALL ALUMINUM FRAMED WINDOW - CLEAR GLASS
5. POWDER COATED BASALL ALUMINUM FRAMED SLIDING DOOR - CLEAR GLASS
6. POWDER COATED BASAL ALUMINUM FRAMED BALUSTRADE - CLEAR GLASS
7. RENDERED PAINTED CONCRETE - DULUX ACYLIC RENDER LEXICON QUARTER
8. RENDERED PAINTED CONCRETE - DULUX ACYLIC RENDER SNUGGLE PIE OR SIMILAR
9. BOWRAL FACE BRICK - BOWRAL BLUE OR SIMILAR
10. BOWRAL FACE BRICK - BRAHMAN GRANITE OR SIMILAR
11. POWDER COATED BASALT ALUMINIUM FRAMED GLASS LOUVER WINDOW - DARK GREY GLASS
12. TIMBER LOOK ALUMINIUM PERGOLAR
13. RENDERED PAINTED CONCRETE - DULUX ACYLIC RENDER - MILLER BLUE OR SIMILAR
14. POWDER COATED MONUMENT ALUMINIUM SECTIONAL GARAGE DOOR.
15. POLYURETHANE SIGNAGE




# SITE A - EAST ELEVATION

| Rev. | Description | By | Date |
|---|---|---|---|
| A | SSD SUBMISSION | | 19/06/26 |

**Disclaimer**

"THESE DRAWINGS ARE PRELIMINARY DRAWINGS AND ARE SUBJECT TO CHANGE WITHOUT NOTICE DURING THE COURSE OF THE PROPOSED DEVELOPMENT AND IN CONSULTATION WITH COUNCIL. SUBMISSION OF THE DRAWINGS DOES NOT CONSTITUTE A REPRESENTATION OR WARRANTY BY THE DEVELOPER OR ITS SERVANTS, AGENTS OR CONTRACTORS THAT THE DRAWINGS ARE FINAL NOR THAT THE PROPOSED DEVELOPMENT WILL TAKE PLACE IN ACCORDANCE WITH THESE DRAWINGS."

BEFORE CARRYING OUT ANY WORK ENSURE THAT THE DRAWINGS USED CARRY THE LATEST AMENDMENT No.

THESE DOCUMENTS AND ANY WORKS EXECUTED AS A RESULT OF THESE DOCUMENTS SHALL BE SUBJECT TO THE COPYRIGHT CONDITIONS SET OUT IN THE CONDITIONS OF ENGAGEMENT. ©

**Notes**

DRAWINGS MADE TO A LARGER SCALE AND THOSE SHOWING PARTICULAR DETAIL OF WORKS SHALL TAKE PRECEDENCE OVER DRAWINGS MADE TO A SMALLER SCALE AND FOR MORE GENERAL PURPOSES

WHERE NOT DISCREPANCY EXISTS BETWEEN FIGURED AND SCALED DIMENSIONS, THE FIGURED DIMENSIONS SHALL PREVAIL.

BUILDER TO CHECK ALL SITE DIMENSIONS PRIOR TO FABRICATION OF ITEMENTS

ALL WORK SHOULD COMPLY WITH RELEVANT AUSTRALIAN STANDARDS AND BUILDING CODE OF AUSTRALIA (BCA)

ALL WORK SHALL CONFORM TO THE CONTRACT DOCUMENTS WHICH INCLUDE SPECIFICATIONS, THE DRAWINGS, ALL ADDENDUMS, FINISHES, SCHEDULES AND MODIFICATIONS ISSUED BY THE ARCHITECT.

THE GENERAL CONTRACTOR SHALL REVIEW ALL DOCUMENTS AND VERIFY ALL DIMENSIONS AND FIELD CONDITIONS AND SHALL CONFIRM THAT WORK IS BUILDABLE AS SHOWN. ANY CONFLICTS OR OMISSIONS, ETC, SHALL BE IMMEDIATELY REPORTED TO THE ARCHITECT FOR CLARIFICATION PRIOR TO THE PERFORMANCE OF ANY WORK IN QUESTION.

ALL THE CONSTRUCTION DRAWINGS SHALL BE READ IN CONJUNCTION W ALL CONSULTANTS AND CONTRACTOR DRAWINGS, SCHEDULES AND SPECIFICATIONS. IN CASE OF CONFLICT BETWEEN ARCHITECTS AND CONSULTANTS DRAWINGS IN LOCATING STRUCTURAL ELEMENTS, MATERIALS / EQUIPMENT, THE ARCHITECT SHALL BE NOTIFIED FOR CLARIFICATION PRIOR TO PROCEEDING WITH CONSTRUCTION.

DO NOT SCALE DRAWINGS. WRITTEN DIMENSIONS GOVERN PARTITION LOCATIONS, DIMENSIONS AND TYPES. IN CASE OF CONFLICT, NOTIFY ARCHITECT OR WRITTEN CLARIFICATION PRIOR TO PROCEEDING WITH CONSTRUCTION.

**Legend**

**Consultants**

**Client**

SUPER STAR HOLDING GROUP PTY LTD

**Architects**

tony owen ptnrs

Level 2
12-16 Queen Street
Chippendale NSW 2008
P 8122 9699 2900
F 8122 9699 3018
E info@tonyowen.com.au

Tony Owen Partners Architects Reg. No 7080

**Project**

Leppington

**Project address**

307 BRINGELLY ROAD,
LEPPINGTON NSW 2179

**Key plan**



**Scale** 1 : 200

**Date** 19/06/26

**Drawing title** SITE A - EAST ELEVATION

**Project no.** 1078 **Drawing no.** A202 **Rev.** A

**Drawn** TL

**Drawing status** FOR INFORMATION

17/06/2026 3:39:31 PM




## EXTERNAL FINISHES LEGEND

1. RENDERED PAINTED CONCRETE - DULUX ACYLIC RENDER TERRACE WHITE OR SIMILAR
2. TIMBER LOOK ALUMINUM VERTICAL LOUVRES
3. POWDER COATED ALUMINIUM LOUVRES BURNISHED COPPER KINETIC
4. POWDER COATED BASALL ALUMINUM FRAMED WINDOW - CLEAR GLASS
5. POWDER COATED BASALL ALUMINUM FRAMED SLIDING DOOR - CLEAR GLASS
6. POWDER COATED BASAL ALUMINUM FRAMED BALUSTRADE - CLEAR GLASS
7. RENDERED PAINTED CONCRETE - DULUX ACYLIC RENDER LEXICON QUARTER
8. RENDERED PAINTED CONCRETE - DULUX ACYLIC RENDER SNUGGLE PIE OR SIMILAR
9. BOWRAL FACE BRICK - BOWRAL BLUE OR SIMILAR
10. BOWRAL FACE BRICK - BRAHMAN GRANITE OR SIMILAR
11. POWDER COATED BASALT ALUMINIUM FRAMED GLASS LOUVER WINDOW - DARK GREY GLASS
12. TIMBER LOOK ALUMINIUM PERGOLAR
13. RENDERED PAINTED CONCRETE - DULUX ACYLIC RENDER - MILLER BLUE OR SIMILAR
14. POWDER COATED MONUMENT ALUMINIUM SECTIONAL GARAGE DOOR.
15. POLYURETHANE SIGNAGE

# SITE A - WEST ELEVATION

| Rev. | Description | By | Date |
|---|---|---|---|
| A | SSD SUBMISSION | | 19/06/26 |

**Disclaimer**

"THESE DRAWINGS ARE PRELIMINARY DRAWINGS AND ARE SUBJECT TO CHANGE WITHOUT NOTICE DURING THE COURSE OF THE PROPOSED DEVELOPMENT AND IN CONSULTATION WITH COUNCIL. SUBMISSION OF THE DRAWINGS DOES NOT CONSTITUTE A REPRESENTATION OR WARRANTY BY THE DEVELOPER OR ITS SERVANTS, AGENTS OR CONTRACTORS THAT THE DRAWINGS ARE FINAL NOR THAT THE PROPOSED DEVELOPMENT WILL TAKE PLACE IN ACCORDANCE WITH THESE DRAWINGS."

BEFORE CARRYING OUT ANY WORK ENSURE THAT THE DRAWINGS USED CARRY THE LATEST AMENDMENT No.

THESE DOCUMENTS AND ANY WORKS EXECUTED AS A RESULT OF THESE DOCUMENTS SHALL BE SUBJECT TO THE COPYRIGHT CONDITIONS SET OUT IN THE CONDITIONS OF ENGAGEMENT. ©

**Notes**

DRAWINGS MADE TO A LARGER SCALE AND THOSE SHOWING PARTICULAR DETAIL OF WORKS SHALL TAKE PRECEDENCE OVER DRAWINGS MADE TO A SMALLER SCALE AND FOR MORE GENERAL PURPOSES.
WHERE ANY DISCREPANCY EXISTS BETWEEN FIGURED AND SCALED DIMENSIONS, THE FIGURED DIMENSIONS SHALL PREVAIL.

BUILDER TO CHECK ALL SITE DIMENSIONS PRIOR TO FABRICATION OF FITMENTS.
ALL WORK SHOULD COMPLY WITH RELEVANT AUSTRALIAN STANDARDS AND BUILDING CODE OF AUSTRALIA (BCA).

ALL WORK SHALL CONFORM TO THE CONTRACT DOCUMENTS WHICH INCLUDE SPECIFICATIONS, THE DRAWINGS, ALL ADDENDUMS, FINISHES, SCHEDULES AND MODIFICATIONS ISSUED BY THE ARCHITECT.

THE GENERAL CONTRACTOR SHALL REVIEW ALL DOCUMENTS AND VERIFY ALL DIMENSIONS AND FIELD CONDITIONS AND SHALL CONFIRM THAT WORK IS BUILDABLE AS SHOWN. ANY CONFLICTS OR OMISSIONS, ETC., SHALL BE IMMEDIATELY REPORTED TO THE ARCHITECT FOR CLARIFICATION PRIOR TO THE PERFORMANCE OF ANY WORK IN QUESTION.

ALL THE CONSTRUCTION DRAWINGS SHALL BE READ IN CONJUNCTION W ALL CONSULTANTS AND CONTRACTOR DRAWINGS, SCHEDULES AND SPECIFICATIONS. IN CASE OF CONFLICT BETWEEN ARCHITECTS AND CONSULTANTS DRAWINGS IN LOCATING STRUCTURAL ELEMENTS, MATERIALS / EQUIPMENT, THE ARCHITECT SHALL BE NOTIFIED FOR CLARIFICATION PRIOR TO PROCEEDING WITH CONSTRUCTION.

DO NOT SCALE DRAWINGS. WRITTEN DIMENSIONS GOVERN PARTITION LOCATIONS, DIMENSIONS AND TYPES. IN CASE OF CONFLICT, NOTIFY ARCHITECT OR WRITTEN CLARIFICATION PRIOR TO PROCEEDING WITH CONSTRUCTION.

**Legend**

**Consultants**

**Client**

A Mourched & G Mourched
ABN 94 935 668 270

**Architects**

tony owen ptnrs
Level 2
72-76 Queen Street
Chippendale NSW 2008
P 9122 9698 2900
F 9122 9698 3918
E info@tonyowen.com.au

Tony Owen Partners Architects Reg. No 7080

**Project**

Leppington

**Project address**
307 BRINGELLY ROAD,
LEPPINGTON NSW 2179

**Key plan**



**Scale** 1 : 200
**Date** 19/06/26

**Drawing title**
SITE A - WEST ELEVATION

Project no. 1078 Drawing no. A203 Rev. A
Drawn TL

**Drawing status**
SSD SUBMISSION

17/06/2026 3:41:07 PM

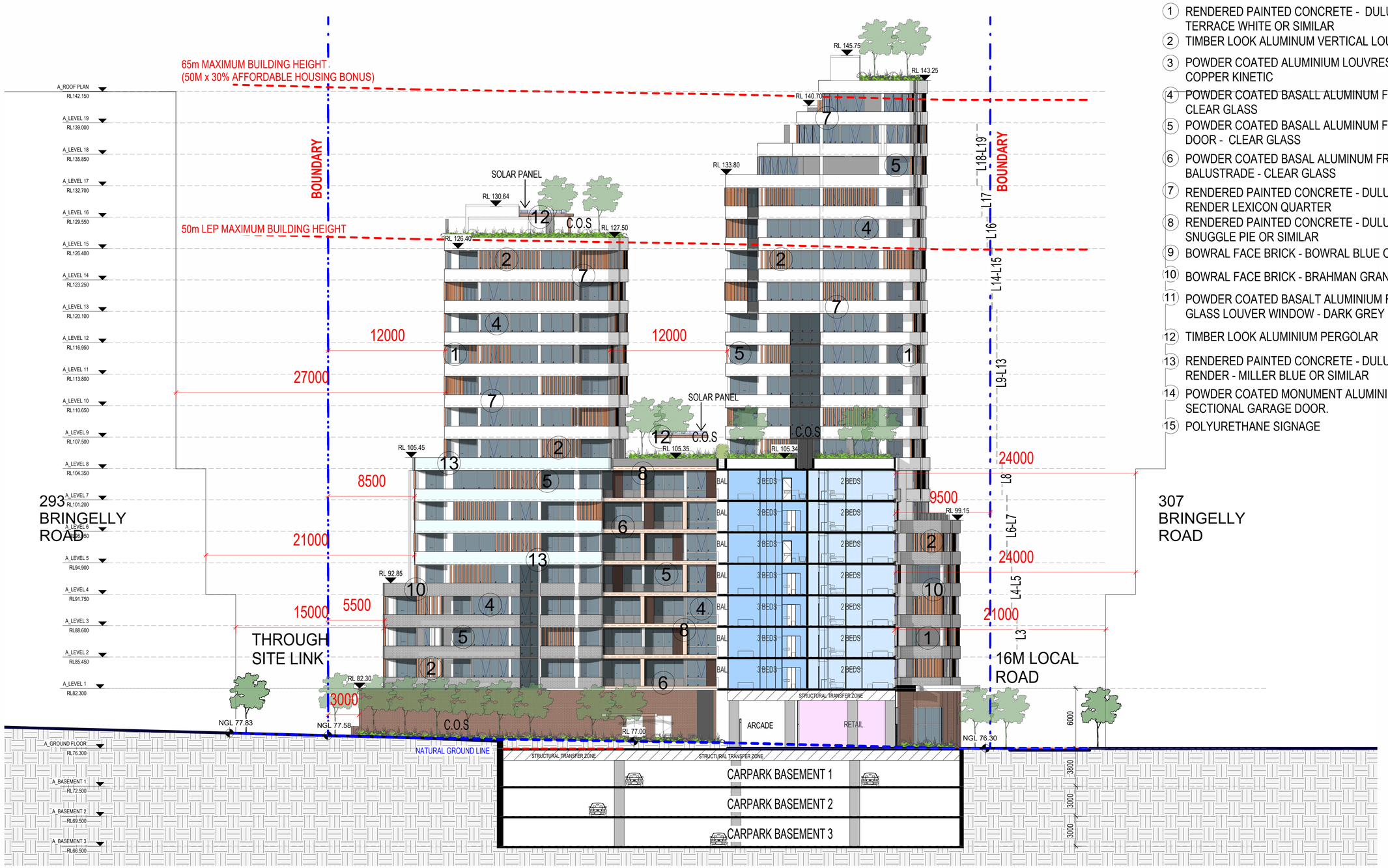


# EXTERNAL FINISHES LEGEND

1. RENDERED PAINTED CONCRETE - DULUX ACYLIC RENDER TERRACE WHITE OR SIMILAR
2. TIMBER LOOK ALUMINUM VERTICAL LOUVRES
3. POWDER COATED ALUMINIUM LOUVRES BURNISHED COPPER KINETIC
4. POWDER COATED BASALL ALUMINUM FRAMED WINDOW - CLEAR GLASS
5. POWDER COATED BASALL ALUMINUM FRAMED SLIDING DOOR - CLEAR GLASS
6. POWDER COATED BASAL ALUMINUM FRAMED BALUSTRADE - CLEAR GLASS
7. RENDERED PAINTED CONCRETE - DULUX ACYLIC RENDER LEXICON QUARTER
8. RENDERED PAINTED CONCRETE - DULUX ACYLIC RENDER SNUGGLE PIE OR SIMILAR
9. BOWRAL FACE BRICK - BOWRAL BLUE OR SIMILAR
10. BOWRAL FACE BRICK - BRAHMAN GRANITE OR SIMILAR
11. POWDER COATED BASALT ALUMINIUM FRAMED GLASS LOUVER WINDOW - DARK GREY GLASS
12. TIMBER LOOK ALUMINIUM PERGOLAR
13. RENDERED PAINTED CONCRETE - DULUX ACYLIC RENDER - MILLER BLUE OR SIMILAR
14. POWDER COATED MONUMENT ALUMINIUM SECTIONAL GARAGE DOOR.
15. POLYURETHANE SIGNAGE

# SITE A - NORTH ELEVATION INNER

| Rev. | Description | By | Date |
|---|---|---|---|
| A | SSD SUBMISSION | | 19/06/26 |

**Disclaimer**
THESE DRAWINGS ARE PRELIMINARY DRAWINGS AND ARE SUBJECT TO CHANGE WITHOUT NOTICE DURING THE COURSE OF THE PROPOSED DEVELOPMENT AND IN CONSULTATION WITH COUNCIL. SUBMISSION OF THE DRAWINGS DOES NOT CONSTITUTE A REPRESENTATION OR WARRANTY BY THE DEVELOPER OR ITS SERVANTS, AGENTS OR CONTRACTORS THAT THE DRAWINGS ARE FINAL NOR THAT THE PROPOSED DEVELOPMENT WILL TAKE PLACE IN ACCORDANCE WITH THESE DRAWINGS.

BEFORE CARRYING OUT ANY WORK ENSURE THAT THE DRAWINGS USED CARRY THE LATEST AMENDMENT No.

THESE DOCUMENTS AND ANY WORKS EXECUTED AS A RESULT OF THESE DOCUMENTS SHALL BE SUBJECT TO THE COPYRIGHT CONDITIONS SET OUT IN THE CONDITIONS OF ENGAGEMENT. ©

**Notes**
DRAWINGS MADE TO A LARGER SCALE AND THOSE SHOWING PARTICULAR DETAIL OF WORKS SHALL TAKE PRECEDENCE OVER DRAWINGS MADE TO A SMALLER SCALE AND FOR MORE GENERAL PURPOSES.
WHERE ANY DISCREPANCY EXISTS BETWEEN FIGURED AND SCALED DIMENSIONS, THE FIGURED DIMENSIONS SHALL PREVAIL.

BUILDER TO CHECK ALL SITE DIMENSIONS PRIOR TO FABRICATION OF ITEMENTS.
ALL WORK SHOULD COMPLY WITH RELEVANT AUSTRALIAN STANDARDS AND BUILDING CODE OF AUSTRALIA (BCA).

ALL WORK SHALL CONFORM TO THE CONTRACT DOCUMENTS WHICH INCLUDE SPECIFICATIONS, THE DRAWINGS, ALL ADDENDUMS, FINISHES, SCHEDULES AND MODIFICATIONS ISSUED BY THE ARCHITECT.

THE GENERAL CONTRACTOR SHALL REVIEW ALL DOCUMENTS AND VERIFY ALL DIMENSIONS AND FIELD CONDITIONS AND SHALL CONFIRM THAT WORK IS BUILDABLE AS SHOWN. ANY CONFLICTS OR OMISSIONS, ETC., SHALL BE IMMEDIATELY REPORTED TO THE ARCHITECT FOR CLARIFICATION PRIOR TO THE PERFORMANCE OF ANY WORK IN QUESTION.

ALL THE CONSTRUCTION DRAWINGS SHALL BE READ IN CONJUNCTION W ALL CONSULTANTS AND CONTRACTOR DRAWINGS, SCHEDULES AND SPECIFICATIONS. IN CASE OF CONFLICT BETWEEN ARCHITECTS AND CONSULTANTS DRAWINGS IN LOCATING STRUCTURAL ELEMENTS, MATERIALS / EQUIPMENT, THE ARCHITECT SHALL BE NOTIFIED FOR CLARIFICATION PRIOR TO PROCEEDING WITH CONSTRUCTION.

DO NOT SCALE DRAWINGS. WRITTEN DIMENSIONS GOVERN PARTITION LOCATIONS, DIMENSIONS AND TYPES. IN CASE OF CONFLICT, NOTIFY ARCHITECT OR WRITTEN CLARIFICATION PRIOR TO PROCEEDING WITH CONSTRUCTION.

**Legend**

**Consultants**

**Client**
SUPER STAR HOLDING GROUP PTY LTD

**Architects**
tony owen ptnrs
Tony Owen Partners Architects Reg. No 7080
Level 2
13-15 Queen Street
Chippendale NSW 2008
P 9122 9699 2900
F 9122 9699 3018
E info@tonyowen.com.au

**Project**
Leppington

**Project address**
307 BRINGELLY ROAD,
LEPPINGTON NSW 2179

**Key plan**

**Scale**
1 : 200

**Date**
19/06/26

**Drawing title**
SITE A - NORTH ELEVATION INNER

**Project no.** 1078 **Drawing no.** A204 **Rev.** A
**Drawn** TL

**Drawing status**
FOR INFORMATION

17/06/2026 3:41:51 PM




## EXTERNAL FINISHES LEGEND

1. RENDERED PAINTED CONCRETE - DULUX ACYLIC RENDER TERRACE WHITE OR SIMILAR
2. TIMBER LOOK ALUMINUM VERTICAL LOUVRES
3. POWDER COATED ALUMINIUM LOUVRES BURNISHED COPPER KINETIC
4. POWDER COATED BASALL ALUMINUM FRAMED WINDOW - CLEAR GLASS
5. POWDER COATED BASALL ALUMINUM FRAMED SLIDING DOOR - CLEAR GLASS
6. POWDER COATED BASAL ALUMINUM FRAMED BALUSTRADE - CLEAR GLASS
7. RENDERED PAINTED CONCRETE - DULUX ACYLIC RENDER LEXICON QUARTER
8. RENDERED PAINTED CONCRETE - DULUX ACYLIC RENDER SNUGGLE PIE OR SIMILAR
9. BOWRAL FACE BRICK - BOWRAL BLUE OR SIMILAR
10. BOWRAL FACE BRICK - BRAHMAN GRANITE OR SIMILAR
11. POWDER COATED BASALT ALUMINIUM FRAMED GLASS LOUVER WINDOW - DARK GREY GLASS
12. TIMBER LOOK ALUMINIUM PERGOLAR
13. RENDERED PAINTED CONCRETE - DULUX ACYLIC RENDER - MILLER BLUE OR SIMILAR
14. POWDER COATED MONUMENT ALUMINIUM SECTIONAL GARAGE DOOR.
15. POLYURETHANE SIGNAGE

# SITE A - SOUTH ELEVATION INNER

| Rev. | Description | By | Date |
|---|---|---|---|
| A | SSD SUBMISSION | | 19/06/26 |

**Disclaimer**
"THESE DRAWINGS ARE PRELIMINARY DRAWINGS AND ARE SUBJECT TO CHANGE WITHOUT NOTICE DURING THE COURSE OF THE PROPOSED DEVELOPMENT AND IN CONSULTATION WITH COUNCIL. SUBMISSION OF THE DRAWINGS DOES NOT CONSTITUTE A REPRESENTATION OR WARRANTY BY THE DEVELOPER OR ITS SERVANTS, AGENTS OR CONTRACTORS THAT THE DRAWINGS ARE FINAL NOR THAT THE PROPOSED DEVELOPMENT WILL TAKE PLACE IN ACCORDANCE WITH THESE DRAWINGS."

BEFORE CARRYING OUT ANY WORK ENSURE THAT THE DRAWINGS USED CARRY THE LATEST AMENDMENT No.

THESE DOCUMENTS AND ANY WORKS EXECUTED AS A RESULT OF THESE DOCUMENTS SHALL BE SUBJECT TO THE COPYRIGHT CONDITIONS SET OUT IN THE CONDITIONS OF ENGAGEMENT. ©

**Notes**
DRAWINGS MADE TO A LARGER SCALE AND THOSE SHOWING PARTICULAR DETAIL OF WORKS SHALL TAKE PRECEDENCE OVER DRAWINGS MADE TO A SMALLER SCALE AND FOR MORE GENERAL PURPOSES
WHERE ANY DISCREPANCY EXISTS BETWEEN FIGURED AND SCALED DIMENSIONS, THE FIGURED DIMENSIONS SHALL PREVAIL.

BUILDER TO CHECK ALL SITE DIMENSIONS PRIOR TO FABRICATION OF FITMENTS.
ALL WORK SHOULD COMPLY WITH RELEVANT AUSTRALIAN STANDARDS AND BUILDING CODE OF AUSTRALIA (BCA)

ALL WORK SHALL CONFORM TO THE CONTRACT DOCUMENTS WHICH INCLUDE SPECIFICATIONS, THE DRAWINGS, ALL ADDENDUMS, FINISHES, SCHEDULES AND MODIFICATIONS ISSUED BY THE ARCHITECT.

THE GENERAL CONTRACTOR SHALL REVIEW ALL DOCUMENTS AND VERIFY ALL DIMENSIONS AND FIELD CONDITIONS AND SHALL CONFIRM THAT WORK IS BUILDABLE AS SHOWN. ANY CONFLICTS OR OMISSIONS, ETC., SHALL BE IMMEDIATELY REPORTED TO THE ARCHITECT FOR CLARIFICATION PRIOR TO THE PERFORMANCE OF ANY WORK IN QUESTION.

ALL THE CONSTRUCTION DRAWINGS SHALL BE READ IN CONJUNCTION W ALL CONSULTANTS AND CONTRACTOR DRAWINGS, SCHEDULES AND SPECIFICATIONS. IN CASE OF CONFLICT BETWEEN ARCHITECTS AND CONSULTANTS DRAWINGS IN LOCATING STRUCTURAL ELEMENTS, MATERIALS EQUIPMENT, THE ARCHITECT SHALL BE NOTIFIED FOR CLARIFICATION PRIOR TO PROCEEDING WITH CONSTRUCTION.

DO NOT SCALE DRAWINGS. WRITTEN DIMENSIONS GOVERN PARTITION LOCATIONS, DIMENSIONS AND TYPES. IN CASE OF CONFLICT, NOTIFY ARCHITECT OR WRITTEN CLARIFICATION PRIOR TO PROCEEDING WITH CONSTRUCTION.

**Legend**

**Consultants**

**Client**
A Mourched & G Mourched
ABN 94 935 668 270

**Architects**
tony owen ptnrs
Level 2
10-16 Queen Street
Chippendale NSW 2008
T 9122 9698 2900
F 9122 9698 3018
E info@tonyowen.com.au
Tony Owen Partners Architects Reg. No 7080

**Project**
Leppington

**Project address**
307 BRINGELLY ROAD,
LEPPINGTON NSW 2179

**Key plan**

**Scale** 1 : 200 **Date** 19/06/26

**Drawing title**
SITE A - SOUTH ELEVATION INNER

**Project no.** 1078 **Drawing no.** A205 **Rev.** A

**Drawn** TL

**Drawing status**
SSD SUBMISSION

17/06/2026 3:42:31 PM

# SITE A - EAST ELEVATION INNER

## EXTERNAL FINISHES LEGEND

1. RENDERED PAINTED CONCRETE - DULUX ACYLIC RENDER TERRACE WHITE OR SIMILAR
2. TIMBER LOOK ALUMINUM VERTICAL LOUVRES
3. POWDER COATED ALUMINIUM LOUVRES BURNISHED COPPER KINETIC
4. POWDER COATED BASALL ALUMINUM FRAMED WINDOW - CLEAR GLASS
5. POWDER COATED BASALL ALUMINUM FRAMED SLIDING DOOR - CLEAR GLASS
6. POWDER COATED BASAL ALUMINUM FRAMED BALUSTRADE - CLEAR GLASS
7. RENDERED PAINTED CONCRETE - DULUX ACYLIC RENDER LEXICON QUARTER
8. RENDERED PAINTED CONCRETE - DULUX ACYLIC RENDER SNUGGLE PIE OR SIMILAR
9. BOWRAL FACE BRICK - BOWRAL BLUE OR SIMILAR
10. BOWRAL FACE BRICK - BRAHMAN GRANITE OR SIMILAR
11. POWDER COATED BASALT ALUMINIUM FRAMED GLASS LOUVER WINDOW - DARK GREY GLASS
12. TIMBER LOOK ALUMINIUM PERGOLAR
13. RENDERED PAINTED CONCRETE - DULUX ACYLIC RENDER - MILLER BLUE OR SIMILAR
14. POWDER COATED MONUMENT ALUMINIUM SECTIONAL GARAGE DOOR.
15. POLYURETHANE SIGNAGE

65m MAXIMUM BUILDING HEIGHT
(50M x 30% AFFORDABLE HOUSING BONUS)
50m LEP MAXIMUM BUILDING HEIGHT
18500
29000
19500
26500
23500
2000
BOUNDARY
BOUNDARY
BUILDING B
INTERNAL ACCESS ROAD
BRINGELLY ROAD
NATURAL GROUND LINE
SOLAR PANEL
C.O.S
2 BEDS
BAL.
STRUCTURAL TRANSFER ZONE
LOADING
BULK WASTE ROOM
PLAZA
PASSAGE WAY
RETAIL
CARPARK BASEMENT 1
CARPARK BASEMENT 2
CARPARK BASEMENT 3
A_ROOF PLAN RL142.150
A_LEVEL 19 RL139.000
A_LEVEL 18 RL135.850
A_LEVEL 17 RL132.700
A_LEVEL 16 RL129.550
A_LEVEL 15 RL126.400
A_LEVEL 14 RL123.250
A_LEVEL 13 RL120.100
A_LEVEL 12 RL116.950
A_LEVEL 11 RL113.800
A_LEVEL 10 RL110.650
A_LEVEL 9 RL107.500
A_LEVEL 8 RL104.350
A_LEVEL 7 RL101.200
A_LEVEL 6 RL98.050
A_LEVEL 5 RL94.900
A_LEVEL 4 RL91.750
A_LEVEL 3 RL88.600
A_LEVEL 2 RL85.450
A_LEVEL 1 RL82.300
SITE A_GROUND FLOOR LOADING RL77.500
A_GROUND FLOOR RL76.300
A_BASEMENT 1 RL72.500
A_BASEMENT 2 RL69.500
A_BASEMENT 3 RL66.500
RL 145.75
RL 143.26
RL 140.70
RL 142.35
RL 126.60
RL 105.45
RL 99.15
RL 77.40
NGL 77.29
NGL 76.85
NGL 76.41
NGL 76.22
L18-L19
L17
L16
L14-L15
L9-L13
L8
L6-L7
L4-L5
L3

| Rev. | Description | By | Date |
|---|---|---|---|
| A | SSD SUBMISSION | | 19/06/26 |

**Disclaimer**

"THESE DRAWINGS ARE PRELIMINARY DRAWINGS AND ARE SUBJECT TO CHANGE WITHOUT NOTICE DURING THE COURSE OF THE PROPOSED DEVELOPMENT AND IN CONSULTATION WITH COUNCIL. SUBMISSION OF THE DRAWINGS DOES NOT CONSTITUTE A REPRESENTATION OR WARRANTY BY THE DEVELOPER OR ITS SERVANTS, AGENTS OR CONTRACTORS THAT THE DRAWINGS ARE FINAL NOR THAT THE PROPOSED DEVELOPMENT WILL TAKE PLACE IN ACCORDANCE WITH THESE DRAWINGS."

BEFORE CARRYING OUT ANY WORK ENSURE THAT THE DRAWINGS USED CARRY THE LATEST AMENDMENT No.

THESE DOCUMENTS AND ANY WORKS EXECUTED AS A RESULT OF THESE DOCUMENTS SHALL BE SUBJECT TO THE COPYRIGHT CONDITIONS SET OUT IN THE CONDITIONS OF ENGAGEMENT. ©

**Notes**

DRAWINGS MADE TO A LARGER SCALE AND THOSE SHOWING PARTICULAR DETAIL OF WORKS SHALL TAKE PRECEDENCE OVER DRAWINGS MADE TO A SMALLER SCALE AND FOR MORE GENERAL PURPOSES.
WHERE NOT DISCREPANCY EXISTS BETWEEN FIGURED AND SCALED DIMENSIONS. THE FIGURED DIMENSIONS SHALL PREVAIL.

BUILDER TO CHECK ALL SITE DIMENSIONS PRIOR TO FABRICATION OF FITMENTS

ALL WORK SHOULD COMPLY WITH RELEVANT AUSTRALIAN STANDARDS AND BUILDING CODE OF AUSTRALIA (BCA).

ALL WORK SHALL CONFORM TO THE CONTRACT DOCUMENTS WHICH INCLUDE SPECIFICATIONS, THE DRAWINGS, ALL ADDENDUMS, FINISHES, SCHEDULES AND MODIFICATIONS ISSUED BY THE ARCHITECT.

THE GENERAL CONTRACTOR SHALL REVIEW ALL DOCUMENTS AND VERIFY ALL DIMENSIONS AND FIELD CONDITIONS AND SHALL CONFIRM THAT WORK IS BUILDABLE AS SHOWN. ANY CONFLICTS OR OMISSIONS, ETC., SHALL BE IMMEDIATELY REPORTED TO THE ARCHITECT FOR CLARIFICATION PRIOR TO THE PERFORMANCE OF ANY WORK IN QUESTION.

ALL THE CONSTRUCTION DRAWINGS SHALL BE READ IN CONJUNCTION W ALL CONSULTANTS AND CONTRACTOR DRAWINGS, SCHEDULES AND SPECIFICATIONS. IN CASE OF CONFLICT BETWEEN ARCHITECTS AND CONSULTANTS DRAWINGS IN LOCATING STRUCTURAL ELEMENTS, MATERIALS / EQUIPMENT. THE ARCHITECT SHALL BE NOTIFIED FOR CLARIFICATION PRIOR TO PROCEEDING WITH CONSTRUCTION.

DO NOT SCALE DRAWINGS. WRITTEN DIMENSIONS GOVERN PARTITION LOCATIONS, DIMENSIONS AND TYPES. IN CASE OF CONFLICT, NOTIFY ARCHITECT OR WRITTEN CLARIFICATION PRIOR TO PROCEEDING WITH CONSTRUCTION.

**Legend**

**Consultants**

**Client**
A Mourched & G Mourched
ABN 94 935 668 270

**Architects**
tony owen ptnrs
Level 2
13-16 Queen Street
Chippendale NSW 2008
P 8122 9698 2900
F 8122 9698 2918
E info@tonyowen.com.au
Tony Owen Partners Architects Reg. No 7080

**Project**
Leppington
Project address
307 BRINGELLY ROAD,
LEPPINGTON NSW 2179

**Key plan**

**Scale** 1 : 200 **Date** 19/06/26
**Drawing title** SITE A - EAST ELEVATION INNER
Project no. 1078 Drawing no. Rev. A
Drawn TL A206
**Drawing status** SSD SUBMISSION

17/06/2026 3:44:05 PM

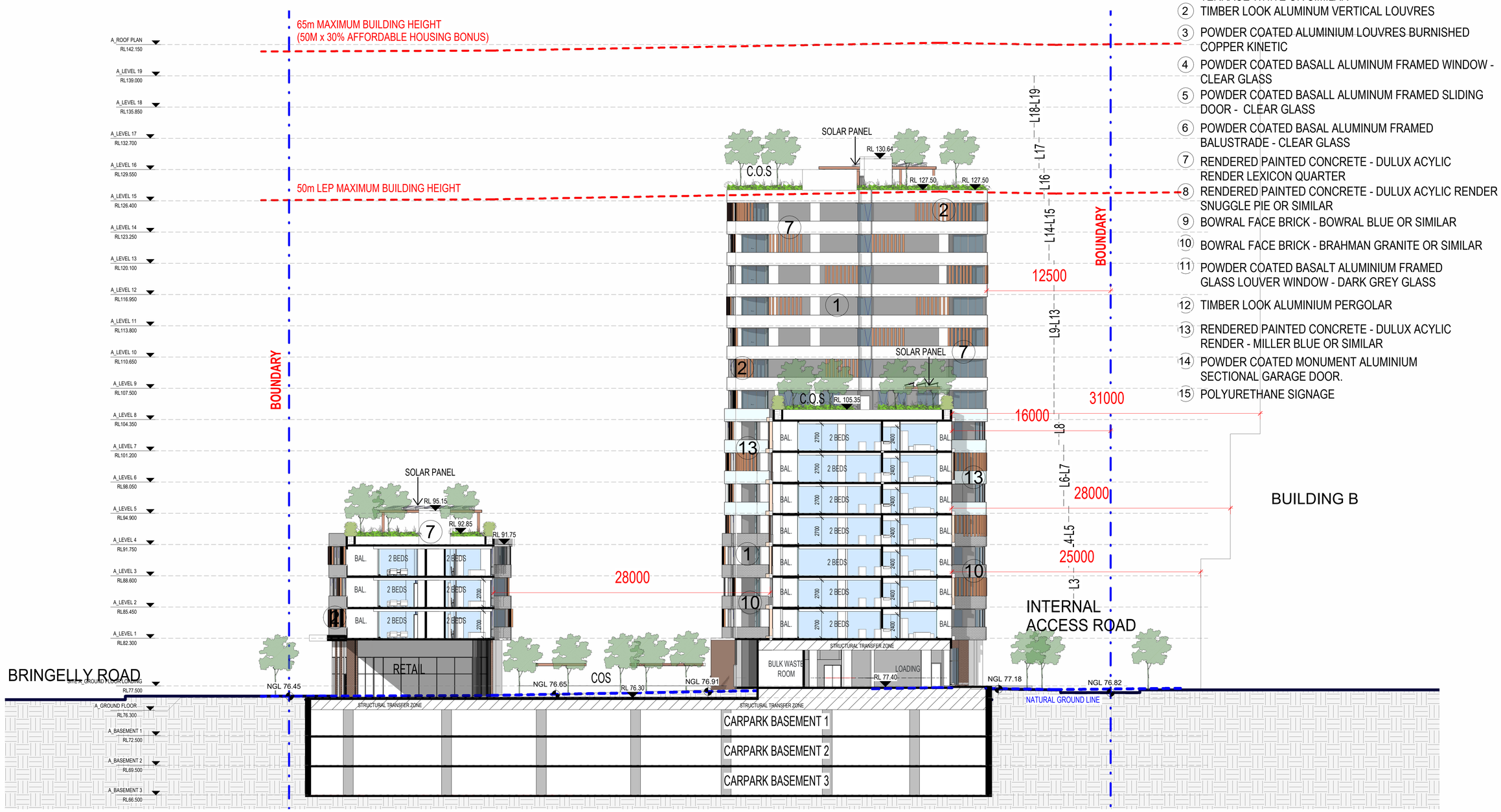


## EXTERNAL FINISHES LEGEND

1. RENDERED PAINTED CONCRETE - DULUX ACYLIC RENDER TERRACE WHITE OR SIMILAR
2. TIMBER LOOK ALUMINUM VERTICAL LOUVRES
3. POWDER COATED ALUMINIUM LOUVRES BURNISHED COPPER KINETIC
4. POWDER COATED BASALL ALUMINUM FRAMED WINDOW - CLEAR GLASS
5. POWDER COATED BASALL ALUMINUM FRAMED SLIDING DOOR - CLEAR GLASS
6. POWDER COATED BASAL ALUMINUM FRAMED BALUSTRADE - CLEAR GLASS
7. RENDERED PAINTED CONCRETE - DULUX ACYLIC RENDER LEXICON QUARTER
8. RENDERED PAINTED CONCRETE - DULUX ACYLIC RENDER SNUGGLE PIE OR SIMILAR
9. BOWRAL FACE BRICK - BOWRAL BLUE OR SIMILAR
10. BOWRAL FACE BRICK - BRAHMAN GRANITE OR SIMILAR
11. POWDER COATED BASALT ALUMINIUM FRAMED GLASS LOUVER WINDOW - DARK GREY GLASS
12. TIMBER LOOK ALUMINIUM PERGOLAR
13. RENDERED PAINTED CONCRETE - DULUX ACYLIC RENDER - MILLER BLUE OR SIMILAR
14. POWDER COATED MONUMENT ALUMINIUM SECTIONAL GARAGE DOOR.
15. POLYURETHANE SIGNAGE

# SITE A - WEST ELEVATION INNER

| Rev. | Description | By | Date |
|---|---|---|---|
| A | SSD SUBMISSION | | 19/06/26 |

**Disclaimer**

THESE DRAWINGS ARE PRELIMINARY DRAWINGS AND ARE SUBJECT TO CHANGE WITHOUT NOTICE DURING THE COURSE OF THE PROPOSED DEVELOPMENT AND IN CONSULTATION WITH COUNCIL. SUBMISSION OF THE DRAWINGS DOES NOT CONSTITUTE A REPRESENTATION OR WARRANTY BY THE DEVELOPER OR ITS SERVANTS, AGENTS OR CONTRACTORS THAT THE DRAWINGS ARE FINAL NOR THAT THE PROPOSED DEVELOPMENT WILL TAKE PLACE IN ACCORDANCE WITH THESE DRAWINGS."

BEFORE CARRYING OUT ANY WORK ENSURE THAT THE DRAWINGS USED CARRY THE LATEST AMENDMENT No.

THESE DOCUMENTS AND ANY WORKS EXECUTED AS A RESULT OF THESE DOCUMENTS SHALL BE SUBJECT TO THE COPYRIGHT CONDITIONS SET OUT IN THE CONDITIONS OF ENGAGEMENT. ©

**Notes**

DRAWINGS MADE TO A LARGER SCALE AND THOSE SHOWING PARTICULAR DETAIL OF WORKS SHALL TAKE PRECEDENCE OVER DRAWINGS MADE TO A SMALLER SCALE AND FOR MORE GENERAL PURPOSES

WHERE ANY DISCREPANCY EXISTS BETWEEN FIGURED AND SCALED DIMENSIONS, THE FIGURED DIMENSIONS SHALL PREVAIL.

BUILDER TO CHECK ALL SITE DIMENSIONS PRIOR TO FABRICATION OF ITEMENTS

ALL WORK SHOULD COMPLY WITH RELEVANT AUSTRALIAN STANDARDS AND BUILDING CODE OF AUSTRALIA (BCA).

ALL WORK SHALL CONFORM TO THE CONTRACT DOCUMENTS WHICH INCLUDE SPECIFICATIONS, THE DRAWINGS, ALL ADDENDUMS, FINISHES, SCHEDULES AND MODIFICATIONS ISSUED BY THE ARCHITECT.

THE GENERAL CONTRACTOR SHALL REVIEW ALL DOCUMENTS AND VERIFY ALL DIMENSIONS AND FIELD CONDITIONS AND SHALL CONFIRM THAT WORK IS BUILDABLE AS SHOWN. ANY CONFLICTS OR OMISSIONS, ETC. SHALL BE IMMEDIATELY REPORTED TO THE ARCHITECT FOR CLARIFICATION PRIOR TO THE PERFORMANCE OF ANY WORK IN QUESTION.

ALL THE CONSTRUCTION DRAWINGS SHALL BE READ IN CONJUNCTION W ALL CONSULTANTS AND CONTRACTOR DRAWINGS, SCHEDULES AND SPECIFICATIONS. IN CASE OF CONFLICT BETWEEN ARCHITECTS AND CONSULTANTS DRAWINGS IN LOCATING STRUCTURAL ELEMENTS, MATERIALS / EQUIPMENT, THE ARCHITECT SHALL BE NOTIFIED FOR CLARIFICATION PRIOR TO PROCEEDING WITH CONSTRUCTION.

DO NOT SCALE DRAWINGS. WRITTEN DIMENSIONS GOVERN PARTITION LOCATIONS, DIMENSIONS AND TYPES. IN CASE OF CONFLICT, NOTIFY ARCHITECT OR WRITTEN CLARIFICATION PRIOR TO PROCEEDING WITH CONSTRUCTION.

**Legend**

**Consultants**

**Client**

A Mourched & G Mourched
ABN 94 935 668 270

**Architects**

tony owen ptnrs
Tony Owen Partners Architects Reg. No 7080
Level 2 12-16 Queen Street Chippendale NSW 2008
P (02) 9699 2900 F (02) 9699 3018 E info@tonyowen.com.au

**Project**

Leppington

**Project address**
307 BRINGELLY ROAD,
LEPPINGTON NSW 2179

**Key plan**



| Scale | Date |
|---|---|
| 1 : 200 | 19/06/26 |

**Drawing title**
SITE A - WEST ELEVATION INNER

| Project no. | Drawing no. | Rev. |
|---|---|---|
| 1078 | A207 | A |

**Drawing status**
SSD SUBMISSION

17/06/2026 3:44:53 PM




# SITE A - SECTION 1-1

| Rev. | Description | By | Date |
|---|---|---|---|
| A | SSD SUBMISSION | | 19/06/26 |

**Disclaimer**

"THESE DRAWINGS ARE PRELIMINARY DRAWINGS AND ARE SUBJECT TO CHANGE WITHOUT NOTICE DURING THE COURSE OF THE PROPOSED DEVELOPMENT AND IN CONSULTATION WITH COUNCIL. SUBMISSION OF THE DRAWINGS DOES NOT CONSTITUTE A REPRESENTATION OR WARRANTY BY THE DEVELOPER OR ITS SERVANTS, AGENTS OR CONTRACTORS THAT THE DRAWINGS ARE FINAL NOR THAT THE PROPOSED DEVELOPMENT WILL TAKE PLACE IN ACCORDANCE WITH THESE DRAWINGS."

BEFORE CARRYING OUT ANY WORK ENSURE THAT THE DRAWINGS USED CARRY THE LATEST AMENDMENT No.

THESE DOCUMENTS AND ANY WORKS EXECUTED AS A RESULT OF THESE DOCUMENTS SHALL BE SUBJECT TO THE COPYRIGHT CONDITIONS SET OUT IN THE CONDITIONS OF ENGAGEMENT. ©

**Notes**

DRAWINGS MADE TO A LARGER SCALE AND THOSE SHOWING PARTICULAR DETAIL OF WORKS SHALL TAKE PRECEDENCE OVER DRAWINGS MADE TO A SMALLER SCALE AND FOR MORE GENERAL PURPOSES.
WHERE ANY DISCREPANCY EXISTS BETWEEN FIGURED AND SCALED DIMENSIONS, THE FIGURED DIMENSIONS SHALL PREVAIL.

BUILDER TO CHECK ALL SITE DIMENSIONS PRIOR TO FABRICATION OF ITEMS/ETS.
ALL WORK SHOULD COMPLY WITH RELEVANT AUSTRALIAN STANDARDS AND BUILDING CODE OF AUSTRALIA (BCA).

ALL WORK SHALL CONFORM TO THE CONTRACT DOCUMENTS WHICH INCLUDE SPECIFICATIONS, THE DRAWINGS, ALL ADDENDUMS, FINISHES, SCHEDULES AND MODIFICATIONS ISSUED BY THE ARCHITECT.

THE GENERAL CONTRACTOR SHALL REVIEW ALL DOCUMENTS AND VERIFY ALL DIMENSIONS AND FIELD CONDITIONS AND SHALL CONFIRM THAT WORK IS BUILDABLE AS SHOWN. ANY CONFLICTS OR OMISSIONS, ETC. SHALL BE IMMEDIATELY REPORTED TO THE ARCHITECT FOR CLARIFICATION PRIOR TO THE PERFORMANCE OF ANY WORK IN QUESTION.

ALL THE CONSTRUCTION DRAWINGS SHALL BE READ IN CONJUNCTION W ALL CONSULTANTS AND CONTRACTOR DRAWINGS, SCHEDULES AND SPECIFICATIONS. IN CASE OF CONFLICT BETWEEN ARCHITECTS AND CONSULTANTS DRAWINGS IN LOCATING STRUCTURAL ELEMENTS, MATERIALS / EQUIPMENT, THE ARCHITECT SHALL BE NOTIFIED FOR CLARIFICATION PRIOR TO PROCEEDING WITH CONSTRUCTION.

DO NOT SCALE DRAWINGS. WRITTEN DIMENSIONS GOVERN PARTITION LOCATIONS, DIMENSIONS AND TYPES. IN CASE OF CONFLICT, NOTIFY ARCHITECT OR WRITTEN CLARIFICATION PRIOR TO PROCEEDING WITH CONSTRUCTION.

**Legend**

**Consultants**

**Client**

A Mourched & G Mourched
ABN 94 935 668 270

**Architects**

tony owen ptnrs
Level 2
12-16 Queen Street
Chippendale NSW 2008
P 9122 9699 2900
E info@tonyowen.com.au
Tony Owen Partners Architects Reg. No 7080

**Project**

Leppington

**Project address**
307 BRINGELLY ROAD,
LEPPINGTON NSW 2179

**Key plan**



**Scale** 1 : 200
**Date** 19/06/26
**Drawing title** SITE A - SECTION 1-1
**Project no.** 1078 **Drawing no.** A310 **Rev.** A
**Drawn** TL
**Drawing status** SSD SUBMISSION

17/06/2026 3:45:02 PM

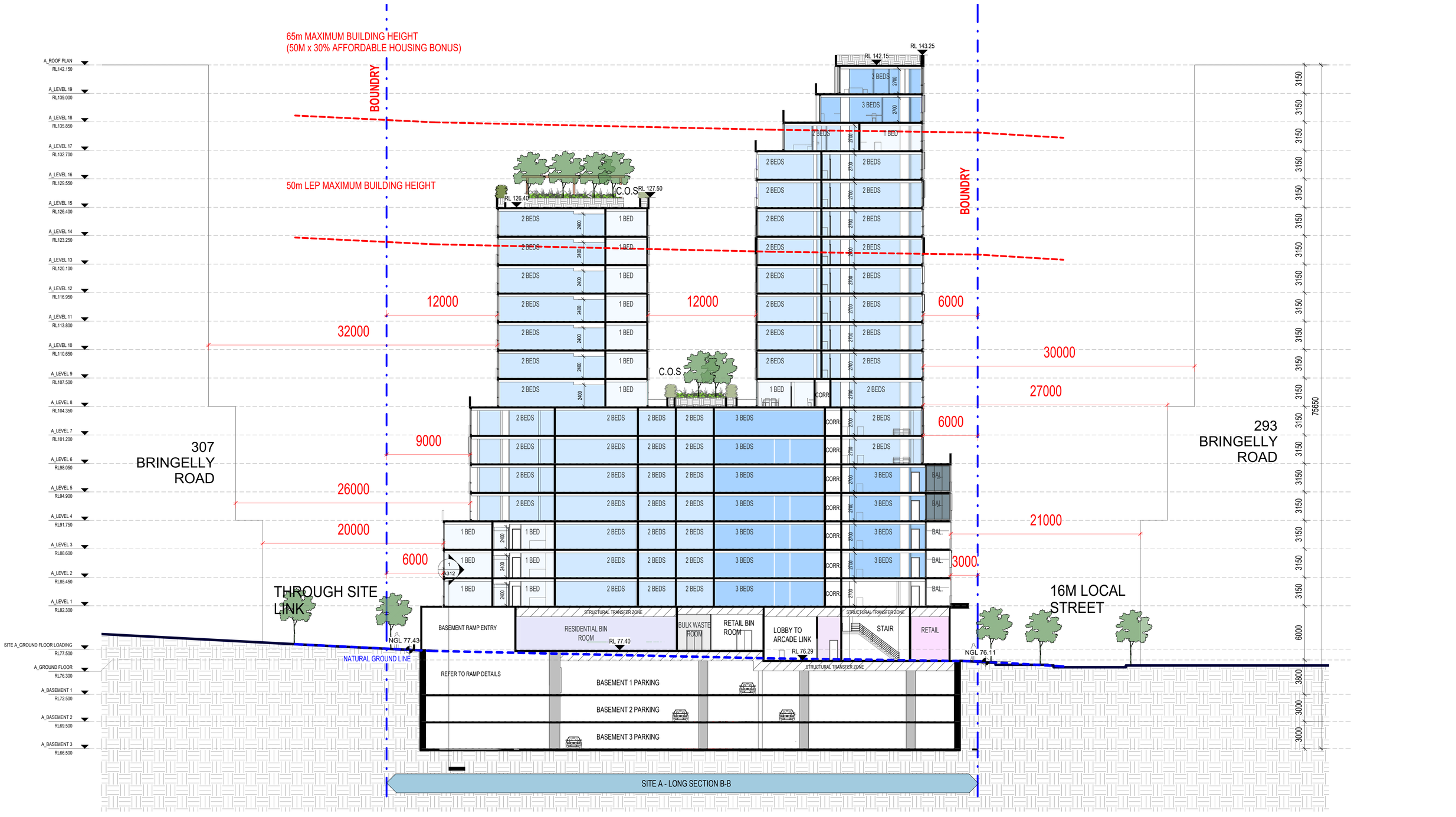


# SITE A - SECTION 2-2

| Rev. | Description | By | Date |
|---|---|---|---|
| A | SSD SUBMISSION | | 19/06/26 |

**Disclaimer**

THESE DRAWINGS ARE PRELIMINARY DRAWINGS AND ARE SUBJECT TO CHANGE WITHOUT NOTICE DURING THE COURSE OF THE PROPOSED DEVELOPMENT AND IN CONSULTATION WITH COUNCIL. SUBMISSION OF THE DRAWINGS DOES NOT CONSTITUTE A REPRESENTATION OR WARRANTY BY THE DEVELOPER OR ITS SERVANTS, AGENTS OR CONTRACTORS THAT THE DRAWINGS ARE FINAL NOR THAT THE PROPOSED DEVELOPMENT WILL TAKE PLACE IN ACCORDANCE WITH THESE DRAWINGS.

BEFORE CARRYING OUT ANY WORK ENSURE THAT THE DRAWINGS USED CARRY THE LATEST AMENDMENT No.

THESE DOCUMENTS AND ANY WORKS EXECUTED AS A RESULT OF THESE DOCUMENTS SHALL BE SUBJECT TO THE COPYRIGHT CONDITIONS SET OUT IN THE CONDITIONS OF ENGAGEMENT. ©

**Notes**

DRAWINGS MADE TO A LARGER SCALE AND THOSE SHOWING PARTICULAR DETAIL OF WORKS SHALL TAKE PRECEDENCE OVER DRAWINGS MADE TO A SMALLER SCALE AND FOR MORE GENERAL PURPOSES.

WHERE ANY DISCREPANCY EXISTS BETWEEN FIGURED AND SCALED DIMENSIONS, THE FIGURED DIMENSIONS SHALL PREVAIL.

BUILDER TO CHECK ALL SITE DIMENSIONS PRIOR TO FABRICATION OF FITMENTS.

ALL WORK SHOULD COMPLY WITH RELEVANT AUSTRALIAN STANDARDS AND BUILDING CODE OF AUSTRALIA (BCA).

ALL WORK SHALL CONFORM TO THE CONTRACT DOCUMENTS WHICH INCLUDE SPECIFICATIONS, THE DRAWINGS, ALL ADDENDUMS, FINISHES, SCHEDULES AND MODIFICATIONS ISSUED BY THE ARCHITECT.

THE GENERAL CONTRACTOR SHALL REVIEW ALL DOCUMENTS AND VERIFY ALL DIMENSIONS AND FIELD CONDITIONS AND SHALL CONFIRM THAT WORK IS BUILDABLE AS SHOWN. ANY CONFLICTS OR OMISSIONS, ETC., SHALL BE IMMEDIATELY REPORTED TO THE ARCHITECT FOR CLARIFICATION PRIOR TO THE PERFORMANCE OF ANY WORK IN QUESTION.

ALL THE CONSTRUCTION DRAWINGS SHALL BE READ IN CONJUNCTION W ALL CONSULTANTS AND CONTRACTOR DRAWINGS, SCHEDULES AND SPECIFICATIONS. IN CASE OF CONFLICT BETWEEN ARCHITECTS AND CONSULTANTS DRAWINGS IN LOCATING STRUCTURAL ELEMENTS, MATERIALS / EQUIPMENT, THE ARCHITECT SHALL BE NOTIFIED FOR CLARIFICATION PRIOR TO PROCEEDING WITH CONSTRUCTION.

DO NOT SCALE DRAWINGS. WRITTEN DIMENSIONS GOVERN PARTITION LOCATIONS, DIMENSIONS AND TYPES. IN CASE OF CONFLICT, NOTIFY ARCHITECT OR WRITTEN CLARIFICATION PRIOR TO PROCEEDING WITH CONSTRUCTION.

**Legend**

**Consultants**

**Client**

A Mourched & G Mourched
ABN 94 935 668 270

**Architects**

tony owen ptnrs
Level 2
13-15 Dawn Street
Chippendale NSW 2008
P 9122 9699 2900
F 9122 9699 3018
E info@tonyowen.com.au

Tony Owen Partners Architects Reg. No 7080

**Project**

Leppington

**Project address**
307 BRINGELLY ROAD,
LEPPINGTON NSW 2179

**Key plan**



| Scale | Date |
|---|---|
| 1 : 200 | 19/06/26 |

**Drawing title**
SITE A - SECTION 2-2

| Project no. | Drawing no. | Rev. |
|---|---|---|
| 1078 | A311 | A |

Drawn TL

**Drawing status**
SSD SUBMISSION

17/06/2026 3:45:08 PM

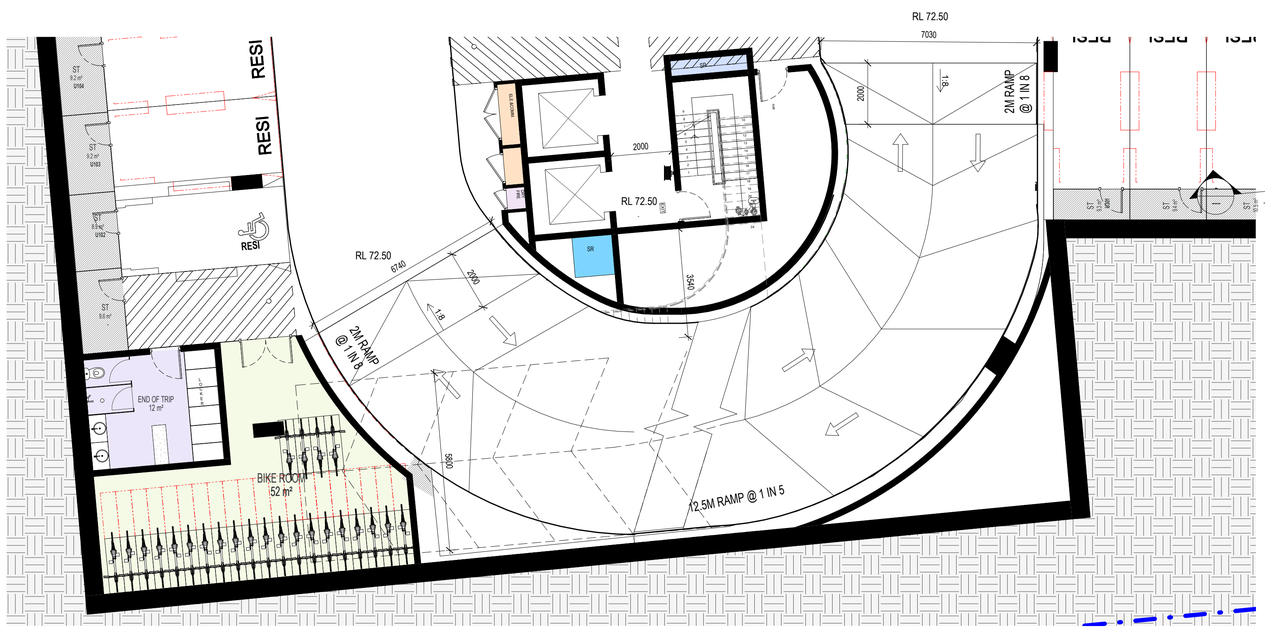


BASEMENT 1 FLOOR PLAN

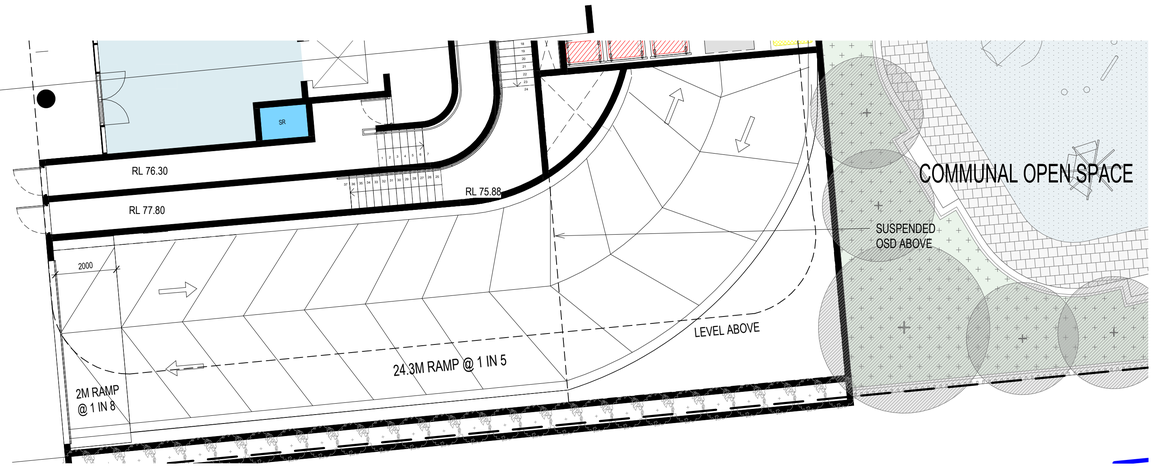


GROUND FLOOR PLAN

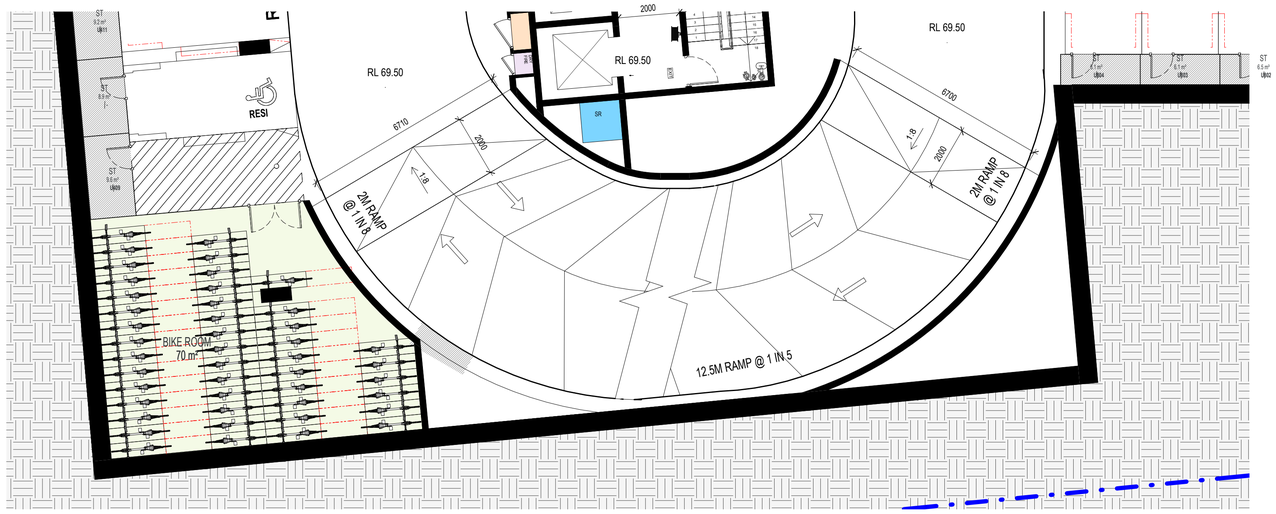


TYPICAL BASEMENT FLOOR PLAN

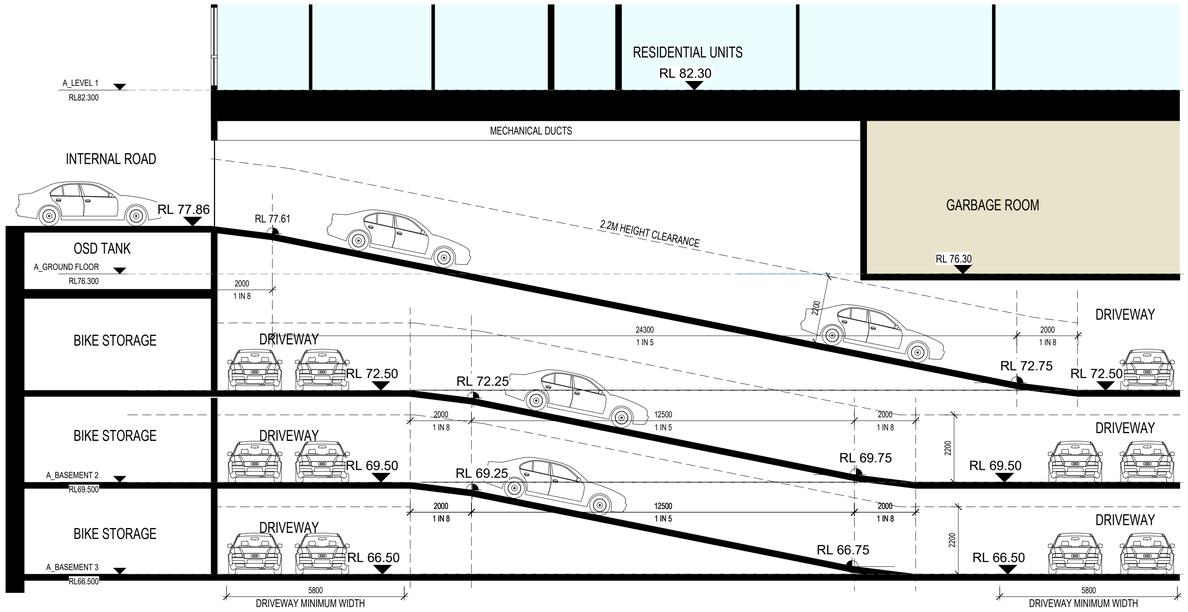


RAMP SECTION

# SITE A - RAMP SECTION

| Rev. | Description | By | Date |
|---|---|---|---|
| A | SSD SUBMISSION | | 19/06/26 |

**Disclaimer**

THESE DRAWINGS ARE PRELIMINARY DRAWINGS AND ARE SUBJECT TO CHANGE WITHOUT NOTICE DURING THE COURSE OF THE PROPOSED DEVELOPMENT AND IN CONSULTATION WITH COUNCIL. SUBMISSION OF THE DRAWINGS DOES NOT CONSTITUTE A REPRESENTATION OR WARRANTY BY THE DEVELOPER OR ITS SERVANTS, AGENTS OR CONTRACTORS THAT THE DRAWINGS ARE FINAL NOR THAT THE PROPOSED DEVELOPMENT WILL TAKE PLACE IN ACCORDANCE WITH THESE DRAWINGS.

BEFORE CARRYING OUT ANY WORK ENSURE THAT THE DRAWINGS USED CARRY THE LATEST AMENDMENT No.

THESE DOCUMENTS AND ANY WORKS EXECUTED AS A RESULT OF THESE DOCUMENTS SHALL BE SUBJECT TO THE COPYRIGHT CONDITIONS SET OUT IN THE CONDITIONS OF ENGAGEMENT. ©

**Notes**

DRAWINGS MADE TO A LARGER SCALE AND THOSE SHOWING PARTICULAR DETAIL OF WORKS SHALL TAKE PRECEDENCE OVER DRAWINGS MADE TO A SMALLER SCALE AND FOR MORE GENERAL PURPOSES.

WHERE ANY DISCREPANCY EXISTS BETWEEN FIGURED AND SCALED DIMENSIONS, THE FIGURED DIMENSIONS SHALL PREVAIL.

BUILDER TO CHECK ALL SITE DIMENSIONS PRIOR TO FABRICATION OF FITMENTS.

ALL WORK SHOULD COMPLY WITH RELEVANT AUSTRALIAN STANDARDS AND BUILDING CODE OF AUSTRALIA (BCA).

ALL WORK SHALL CONFORM TO THE CONTRACT DOCUMENTS WHICH INCLUDE SPECIFICATIONS, THE DRAWINGS, ALL ADDENDUMS, FINISHES, SCHEDULES AND MODIFICATIONS ISSUED BY THE ARCHITECT.

THE GENERAL CONTRACTOR SHALL REVIEW ALL DOCUMENTS AND VERIFY ALL DIMENSIONS AND FIELD CONDITIONS AND SHALL CONFIRM THAT WORK IS BUILDABLE AS SHOWN. ANY CONFLICTS OR OMISSIONS, ETC. SHALL BE IMMEDIATELY REPORTED TO THE ARCHITECT FOR CLARIFICATION PRIOR TO THE PERFORMANCE OF ANY WORK IN QUESTION.

ALL THE CONSTRUCTION DRAWINGS SHALL BE READ IN CONJUNCTION W/ ALL CONSULTANTS AND CONTRACTOR DRAWINGS, SCHEDULES AND SPECIFICATIONS. IN CASE OF CONFLICT BETWEEN ARCHITECTS AND CONSULTANTS DRAWINGS IN LOCATING STRUCTURAL ELEMENTS, MATERIALS / EQUIPMENT, THE ARCHITECT SHALL BE NOTIFIED FOR CLARIFICATION PRIOR TO PROCEEDING WITH CONSTRUCTION.

DO NOT SCALE DRAWINGS. WRITTEN DIMENSIONS GOVERN PARTITION LOCATIONS, DIMENSIONS AND TYPES. IN CASE OF CONFLICT, NOTIFY ARCHITECT OR WRITTEN CLARIFICATION PRIOR TO PROCEEDING WITH CONSTRUCTION.

**Legend**

**Consultants**

**Client**

A Mourched & G Mourched
ABN 94 935 668 270

**Architects**

tony owen ptnrs
Tony Owen Partners Architects Reg. No 7080

Level 2
15-19 Queen Street
Chippendale NSW 2008
P 9122 9698 2900
F 9122 9699 3018
E info@tonyowen.com.au

**Project**

Leppington

**Project address**
307 BRINGELLY ROAD,
LEPPINGTON NSW 2179

**Key plan**



**Scale**
1 : 100

**Date**
19/06/26

**Drawing title**
SITE A - RAMP SECTION

**Project no.** 1078 **Drawing no.** A312 **Rev.** A

**Drawn** TL

**Drawing status**
SSD SUBMISSION

17/06/2026 3:45:18 PM

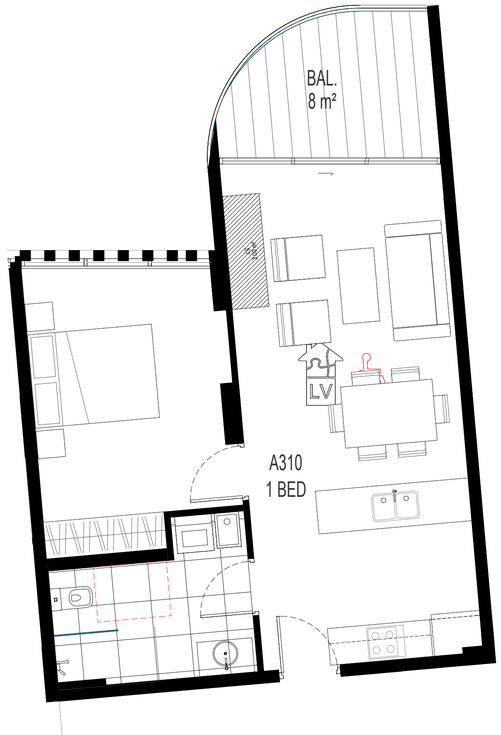


PRE ADAPTABLE UNITS : A110 , A210 , A310 , A410 , A510

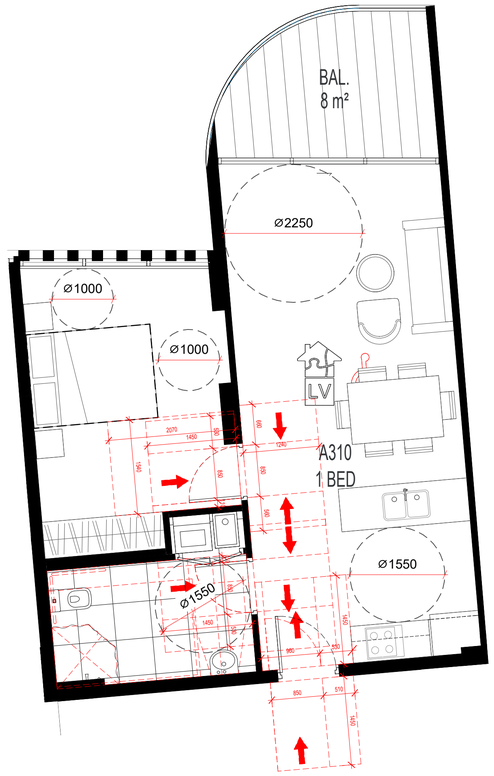


ADAPTABLE UNITS : A110 , A210 , A310 , A410 , A510

# ADAPTABLE UNIT PLAN 1

| Rev. | Description | By | Date |
|---|---|---|---|
| A | SSD SUBMISSION | | 19/06/26 |

**Disclaimer**

"THESE DRAWINGS ARE PRELIMINARY DRAWINGS AND ARE SUBJECT TO CHANGE WITHOUT NOTICE DURING THE COURSE OF THE PROPOSED DEVELOPMENT AND IN CONSULTATION WITH COUNCIL. SUBMISSION OF THE DRAWINGS DOES NOT CONSTITUTE A REPRESENTATION OR WARRANTY BY THE DEVELOPER OR ITS SERVANTS, AGENTS OR CONTRACTORS THAT THE DRAWINGS ARE FINAL NOR THAT THE PROPOSED DEVELOPMENT WILL TAKE PLACE IN ACCORDANCE WITH THESE DRAWINGS."

BEFORE CARRYING OUT ANY WORK ENSURE THAT THE DRAWINGS USED CARRY THE LATEST AMENDMENT No.

THESE DOCUMENTS AND ANY WORKS EXECUTED AS A RESULT OF THESE DOCUMENTS SHALL BE SUBJECT TO THE COPYRIGHT CONDITIONS SET OUT IN THE CONDITIONS OF ENGAGEMENT. ©

**Notes**

DRAWINGS MADE TO A LARGER SCALE AND THOSE SHOWING PARTICULAR DETAIL OF WORKS SHALL TAKE PRECEDENCE OVER DRAWINGS MADE TO A SMALLER SCALE AND FOR MORE GENERAL PURPOSES.
WHERE ANY DISCREPANCY EXISTS BETWEEN FIGURED AND SCALED DIMENSIONS, THE FIGURED DIMENSIONS SHALL PREVAIL.

BUILDER TO CHECK ALL SITE DIMENSIONS PRIOR TO FABRICATION OF FITMENTS.
ALL WORK SHOULD COMPLY WITH RELEVANT AUSTRALIAN STANDARDS AND BUILDING CODE OF AUSTRALIA (BCA).

ALL WORK SHALL CONFORM TO THE CONTRACT DOCUMENTS WHICH INCLUDE SPECIFICATIONS, THE DRAWINGS, ALL ADDENDUMS, FINISHES, SCHEDULES AND MODIFICATIONS ISSUED BY THE ARCHITECT.

THE GENERAL CONTRACTOR SHALL REVIEW ALL DOCUMENTS AND VERIFY ALL DIMENSIONS AND FIELD CONDITIONS AND SHALL CONFIRM THAT WORK IS BUILDABLE AS SHOWN. ANY CONFLICTS OR OMISSIONS, ETC., SHALL BE IMMEDIATELY REPORTED TO THE ARCHITECT FOR CLARIFICATION PRIOR TO THE PERFORMANCE OF ANY WORK IN QUESTION.

ALL THE CONSTRUCTION DRAWINGS SHALL BE READ IN CONJUNCTION W ALL CONSULTANTS AND CONTRACTOR DRAWINGS, SCHEDULES AND SPECIFICATIONS. IN CASE OF CONFLICT BETWEEN ARCHITECTS AND CONSULTANTS DRAWINGS IN LOCATING STRUCTURAL ELEMENTS, MATERIALS / EQUIPMENT, THE ARCHITECT SHALL BE NOTIFIED FOR CLARIFICATION PRIOR TO PROCEEDING WITH CONSTRUCTION.

DO NOT SCALE DRAWINGS. WRITTEN DIMENSIONS GIVEN PARTITION LOCATIONS, DIMENSIONS AND TYPES. IN CASE OF CONFLICT, NOTIFY ARCHITECT OR WRITTEN CLARIFICATION PRIOR TO PROCEEDING WITH CONSTRUCTION.

**Legend**

**Consultants**

**Client**

A Mourched & G Mourched
ABN 94 935 668 270

**Architects**

tony owen ptnrs
Level 2
12-16 Queen Street
Chippendale NSW 2008
P 9122 9698 2900
F 9122 9699 3018
E info@tonyowen.com.au

Tony Owen Partners Architects Reg. No 7080

**Project**

Leppington

**Project address**
307 BRINGELLY ROAD,
LEPPINGTON NSW 2179

**Key plan**



**Scale** 1 : 50 **Date** 19/06/26

**Drawing title**
ADAPTABLE UNIT PLAN 1

**Project no.** 1078 **Drawing no.** A400 **Rev.** A

**Drawn** TL

**Drawing status**
SSD SUBMISSION

17/06/2026 3:47:05 PM




PRE ADAPTABLE UNITS : A120 , A220 , A320 , A416 , A516




ADAPTABLE UNITS : A120 , A220 , A320 , A416 , A516

# ADAPTABLE UNIT PLAN 2

| Rev. | Description | By | Date |
|---|---|---|---|
| A | SSD SUBMISSION | | 19/06/26 |

**Disclaimer**

"THESE DRAWINGS ARE PRELIMINARY DRAWINGS AND ARE SUBJECT TO CHANGE WITHOUT NOTICE DURING THE COURSE OF THE PROPOSED DEVELOPMENT AND IN CONSULTATION WITH COUNCIL. SUBMISSION OF THE DRAWINGS DOES NOT CONSTITUTE A REPRESENTATION OR WARRANTY BY THE DEVELOPER OR ITS SERVANTS, AGENTS OR CONTRACTORS THAT THE DRAWINGS ARE FINAL NOR THAT THE PROPOSED DEVELOPMENT WILL TAKE PLACE IN ACCORDANCE WITH THESE DRAWINGS."

BEFORE CARRYING OUT ANY WORK ENSURE THAT THE DRAWINGS USED CARRY THE LATEST AMENDMENT No.

THESE DOCUMENTS AND ANY WORKS EXECUTED AS A RESULT OF THESE DOCUMENTS SHALL BE SUBJECT TO THE COPYRIGHT CONDITIONS SET OUT IN THE CONDITIONS OF ENGAGEMENT. ©

**Notes**

DRAWINGS MADE TO A LARGER SCALE AND THOSE SHOWING PARTICULAR DETAIL OF WORKS SHALL TAKE PRECEDENCE OVER DRAWINGS MADE TO A SMALLER SCALE AND FOR MORE GENERAL PURPOSES.
WHERE ANY DISCREPANCY EXISTS BETWEEN FIGURED AND SCALED DIMENSIONS, THE FIGURED DIMENSIONS SHALL PREVAIL.

BUILDER TO CHECK ALL SITE DIMENSIONS PRIOR TO FABRICATION OF FITMENTS.
ALL WORK SHOULD COMPLY WITH RELEVANT AUSTRALIAN STANDARDS AND BUILDING CODE OF AUSTRALIA (BCA).

ALL WORK SHALL CONFORM TO THE CONTRACT DOCUMENTS WHICH INCLUDE SPECIFICATIONS, THE DRAWINGS, ALL ADDENDUMS, FINISHES, SCHEDULES AND MODIFICATIONS ISSUED BY THE ARCHITECT.

THE GENERAL CONTRACTOR SHALL REVIEW ALL DOCUMENTS AND VERIFY ALL DIMENSIONS AND FIELD CONDITIONS AND SHALL CONFIRM THAT WORK IS BUILDABLE AS SHOWN. ANY CONFLICTS OR OMISSIONS, ETC., SHALL BE IMMEDIATELY REPORTED TO THE ARCHITECT FOR CLARIFICATION PRIOR TO THE PERFORMANCE OF ANY WORK IN QUESTION.

ALL THE CONSTRUCTION DRAWINGS SHALL BE READ IN CONJUNCTION W ALL CONSULTANTS AND CONTRACTOR DRAWINGS, SCHEDULES AND SPECIFICATIONS. IN CASE OF CONFLICT BETWEEN ARCHITECTS AND CONSULTANTS DRAWINGS IN LOCATING STRUCTURAL ELEMENTS, MATERIALS / EQUIPMENT, THE ARCHITECT SHALL BE NOTIFIED FOR CLARIFICATION PRIOR TO PROCEEDING WITH CONSTRUCTION.

DO NOT SCALE DRAWINGS. WRITTEN DIMENSIONS GOVERN PARTITION LOCATIONS, DIMENSIONS AND TYPES. IN CASE OF CONFLICT, NOTIFY ARCHITECT OR WRITTEN CLARIFICATION PRIOR TO PROCEEDING WITH CONSTRUCTION.

**Legend**

**Consultants**

**Client**

A Mourched & G Mourched
ABN 94 935 668 270

**Architects**

tony owen ptnrs
Level 2
12-16 Queen Street
Chippendale NSW 2008
P 8122 9688 2900
F 8122 9688 3018
E info@tonyowen.com.au
Tony Owen Partners Architects Reg. No 7080

**Project**

Leppington

**Project address**

307 BRINGELLY ROAD,
LEPPINGTON NSW 2179

**Key plan**



**Scale** 1 : 50

**Date** 19/06/26

**Drawing title**
ADAPTABLE UNIT PLAN 2

**Project no.** 1078 **Drawing no.** TL A401 **Rev.** A

**Drawing status**
SSD SUBMISSION

17/06/2026 3:47:09 PM




PRE ADAPTABLE UNITS : A119 , A219 , A319 , A415 , A515 , A614 , A714




ADAPTABLE UNITS : A119 , A219 , A319 , A415 , A515 , A614 , A714

# ADAPTABLE UNIT PLAN 3

| Rev. | Description | By | Date |
|---|---|---|---|
| A | SSD SUBMISSION | | 19/06/26 |

**Disclaimer**

THESE DRAWINGS ARE PRELIMINARY DRAWINGS AND ARE SUBJECT TO CHANGE WITHOUT NOTICE DURING THE COURSE OF THE PROPOSED DEVELOPMENT AND IN CONSULTATION WITH COUNCIL. SUBMISSION OF THE DRAWINGS DOES NOT CONSTITUTE A REPRESENTATION OR WARRANTY BY THE DEVELOPER OR ITS SERVANTS, AGENTS OR CONTRACTORS THAT THE DRAWINGS ARE FINAL NOR THAT THE PROPOSED DEVELOPMENT WILL TAKE PLACE IN ACCORDANCE WITH THESE DRAWINGS."

BEFORE CARRYING OUT ANY WORK ENSURE THAT THE DRAWINGS USED CARRY THE LATEST AMENDMENT No.

THESE DOCUMENTS AND ANY WORKS EXECUTED AS A RESULT OF THESE DOCUMENTS SHALL BE SUBJECT TO THE COPYRIGHT CONDITIONS SET OUT IN THE CONDITIONS OF ENGAGEMENT. ©

**Notes**

DRAWINGS MADE TO A LARGER SCALE AND THOSE SHOWING PARTICULAR DETAIL OF WORKS SHALL TAKE PRECEDENCE OVER DRAWINGS MADE TO A SMALLER SCALE AND FOR MORE GENERAL PURPOSES.
WHERE ANY DISCREPANCY EXISTS BETWEEN FIGURED AND SCALED DIMENSIONS, THE FIGURED DIMENSIONS SHALL PREVAIL.

BUILDER TO CHECK ALL SITE DIMENSIONS PRIOR TO FABRICATION OF ITEMENTS.
ALL WORK SHOULD COMPLY WITH RELEVANT AUSTRALIAN STANDARDS AND BUILDING CODE OF AUSTRALIA (BCA).

ALL WORK SHALL CONFORM TO THE CONTRACT DOCUMENTS WHICH INCLUDE SPECIFICATIONS, THE DRAWINGS, ALL ADDENDUMS, FINISHES, SCHEDULES AND MODIFICATIONS ISSUED BY THE ARCHITECT.

THE GENERAL CONTRACTOR SHALL REVIEW ALL DOCUMENTS AND VERIFY ALL DIMENSIONS AND FIELD CONDITIONS AND SHALL CONFIRM THAT WORK IS BUILDABLE AS SHOWN. ANY CONFLICTS OR OMISSIONS, ETC., SHALL BE IMMEDIATELY REPORTED TO THE ARCHITECT FOR CLARIFICATION PRIOR TO THE PERFORMANCE OF ANY WORK IN QUESTION.

ALL THE CONSTRUCTION DRAWINGS SHALL BE READ IN CONJUNCTION W ALL CONSULTANTS AND CONTRACTOR DRAWINGS, SCHEDULES AND SPECIFICATIONS. IN CASE OF CONFLICT BETWEEN ARCHITECTS AND CONSULTANTS DRAWINGS IN LOCATING STRUCTURAL ELEMENTS, MATERIALS / EQUIPMENT, THE ARCHITECT SHALL BE NOTIFIED FOR CLARIFICATION PRIOR TO PROCEEDING WITH CONSTRUCTION.

DO NOT SCALE DRAWINGS. WRITTEN DIMENSIONS GOVERN PARTITION LOCATIONS, DIMENSIONS AND TYPES. IN CASE OF CONFLICT, NOTIFY ARCHITECT OR WRITTEN CLARIFICATION PRIOR TO PROCEEDING WITH CONSTRUCTION.

**Legend**

**Consultants**

**Client**

A Mourched & G Mourched
ABN 94 935 668 270

**Architects**

tony owen ptnrs

Level 2
72-76 Queen Street
Chippendale NSW 2008
P (02) 9698 2900
F (02) 9699 3018
E info@tonyowen.com.au

Tony Owen Partners Architects Reg. No 7080

**Project**

Leppington

**Project address**
307 BRINGELLY ROAD,
LEPPINGTON NSW 2179

**Key plan**



**Scale** 1 : 50 **Date** 19/06/26

**Drawing title**
ADAPTABLE UNIT PLAN 3

**Project no.** 1078 **Drawing no.** A402 **Rev.** A

**Drawn** TL

**Drawing status**
SSD SUBMISSION

17/06/2026 3:47:14 PM




PRE ADAPTABLE UNITS : A801




ADAPTABLE UNITS : A801

# ADAPTABLE UNIT PLAN 4

| Rev. | Description | By | Date |
|---|---|---|---|
| A | SSD SUBMISSION | | 19/06/26 |

**Disclaimer**

"THESE DRAWINGS ARE PRELIMINARY DRAWINGS AND ARE SUBJECT TO CHANGE WITHOUT NOTICE DURING THE COURSE OF THE PROPOSED DEVELOPMENT AND IN CONSULTATION WITH COUNCIL. SUBMISSION OF THE DRAWINGS DOES NOT CONSTITUTE A REPRESENTATION OR WARRANTY BY THE DEVELOPER OR ITS SERVANTS, AGENTS OR CONTRACTORS THAT THE DRAWINGS ARE FINAL NOR THAT THE PROPOSED DEVELOPMENT WILL TAKE PLACE IN ACCORDANCE WITH THESE DRAWINGS."

BEFORE CARRYING OUT ANY WORK ENSURE THAT THE DRAWINGS USED CARRY THE LATEST AMENDMENT No.

THESE DOCUMENTS AND ANY WORKS EXECUTED AS A RESULT OF THESE DOCUMENTS SHALL BE SUBJECT TO THE COPYRIGHT CONDITIONS SET OUT IN THE CONDITIONS OF ENGAGEMENT. ©

**Notes**

DRAWINGS MADE TO A LARGER SCALE AND THOSE SHOWING PARTICULAR DETAIL OF WORKS SHALL TAKE PRECEDENCE OVER DRAWINGS MADE TO A SMALLER SCALE AND FOR MORE GENERAL PURPOSES.
WHERE ANY DISCREPANCY EXISTS BETWEEN FIGURED AND SCALED DIMENSIONS, THE FIGURED DIMENSIONS SHALL PREVAIL.

BUILDER TO CHECK ALL SITE DIMENSIONS PRIOR TO FABRICATION OF FITMENTS.
ALL WORK SHOULD COMPLY WITH RELEVANT AUSTRALIAN STANDARDS AND BUILDING CODE OF AUSTRALIA (BCA).

ALL WORK SHALL CONFORM TO THE CONTRACT DOCUMENTS WHICH INCLUDE SPECIFICATIONS, THE DRAWINGS, ALL ADDENDUMS, FINISHES, SCHEDULES AND MODIFICATIONS ISSUED BY THE ARCHITECT.

THE GENERAL CONTRACTOR SHALL REVIEW ALL DOCUMENTS AND VERIFY ALL DIMENSIONS AND FIELD CONDITIONS AND SHALL CONFIRM THAT WORK IS BUILDABLE AS SHOWN. ANY CONFLICTS OR OMISSIONS, ETC., SHALL BE IMMEDIATELY REPORTED TO THE ARCHITECT FOR CLARIFICATION PRIOR TO THE PERFORMANCE OF ANY WORK IN QUESTION.

ALL THE CONSTRUCTION DRAWINGS SHALL BE READ IN CONJUNCTION W ALL CONSULTANTS AND CONTRACTOR DRAWINGS, SCHEDULES AND SPECIFICATIONS. IN CASE OF CONFLICT BETWEEN ARCHITECTS AND CONSULTANTS DRAWINGS IN LOCATING STRUCTURAL ELEMENTS, MATERIALS / EQUIPMENT, THE ARCHITECT SHALL BE NOTIFIED FOR CLARIFICATION PRIOR TO PROCEEDING WITH CONSTRUCTION.

DO NOT SCALE DRAWINGS. WRITTEN DIMENSIONS GIVEN PARTITION LOCATIONS, DIMENSIONS AND TYPES. IN CASE OF CONFLICT, NOTIFY ARCHITECT OR WRITTEN CLARIFICATION PRIOR TO PROCEEDING WITH CONSTRUCTION.

**Legend**

**Consultants**

**Client**

A Mourched & G Mourched
ABN 94 935 668 270

**Architects**

tony owen ptnrs
Level 2
12-16 Queen Street
Chippendale NSW 2008
P 9122 9698 2900
F 9122 9699 3018
E info@tonyowen.com.au

Tony Owen Partners Architects Reg. No 7080

**Project**

Leppington

**Project address**

307 BRINGELLY ROAD,
LEPPINGTON NSW 2179

**Key plan**



**Scale** 1 : 50 **Date** 19/06/26

**Drawing title**
ADAPTABLE UNIT PLAN 4

**Project no.** 1078 **Drawing no.** A403 **Rev.** A

**Drawn** TL

**Drawing status**
SSD SUBMISSION

17/06/2026 3:47:16 PM

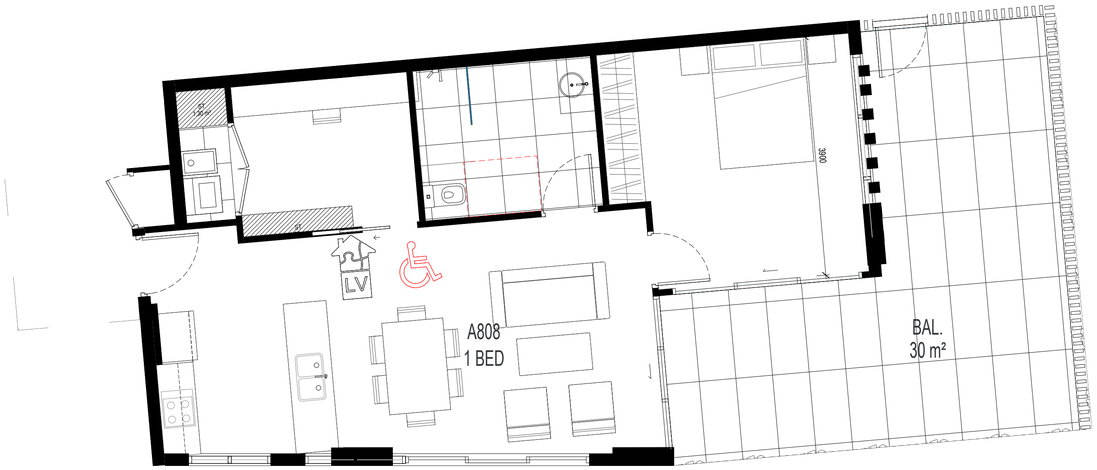


PRE ADAPTABLE UNITS : A808




ADAPTABLE UNITS : A808

# ADAPTABLE UNIT PLAN 5

| Rev. | Description | By | Date |
|---|---|---|---|
| A | SSD SUBMISSION | | 19/06/26 |

**Disclaimer**

THESE DRAWINGS ARE PRELIMINARY DRAWINGS AND ARE SUBJECT TO CHANGE WITHOUT NOTICE DURING THE COURSE OF THE PROPOSED DEVELOPMENT AND IN CONSULTATION WITH COUNCIL. SUBMISSION OF THE DRAWINGS DOES NOT CONSTITUTE A REPRESENTATION OR WARRANTY BY THE DEVELOPER OR ITS SERVANTS, AGENTS OR CONTRACTORS THAT THE DRAWINGS ARE FINAL NOR THAT THE PROPOSED DEVELOPMENT WILL TAKE PLACE IN ACCORDANCE WITH THESE DRAWINGS."

BEFORE CARRYING OUT ANY WORK ENSURE THAT THE DRAWINGS USED CARRY THE LATEST AMENDMENT No.

THESE DOCUMENTS AND ANY WORKS EXECUTED AS A RESULT OF THESE DOCUMENTS SHALL BE SUBJECT TO THE COPYRIGHT CONDITIONS SET OUT IN THE CONDITIONS OF ENGAGEMENT. ©

**Notes**

DRAWINGS MADE TO A LARGER SCALE AND THOSE SHOWING PARTICULAR DETAIL OF WORKS SHALL TAKE PRECEDENCE OVER DRAWINGS MADE TO A SMALLER SCALE AND FOR MORE GENERAL PURPOSES.

WHERE ANY DISCREPANCY EXISTS BETWEEN FIGURED AND SCALED DIMENSIONS, THE FIGURED DIMENSIONS SHALL PREVAIL.

BUILDER TO CHECK ALL SITE DIMENSIONS PRIOR TO FABRICATION OF ITEMS(ETC).

ALL WORK SHOULD COMPLY WITH RELEVANT AUSTRALIAN STANDARDS AND BUILDING CODE OF AUSTRALIA (BCA).

ALL WORK SHALL CONFORM TO THE CONTRACT DOCUMENTS WHICH INCLUDE SPECIFICATIONS, THE DRAWINGS, ALL ADDENDUMS, FINISHES, SCHEDULES AND MODIFICATIONS ISSUED BY THE ARCHITECT.

THE GENERAL CONTRACTOR SHALL REVIEW ALL DOCUMENTS AND VERIFY ALL DIMENSIONS AND FIELD CONDITIONS AND SHALL CONFIRM THAT WORK IS BUILDABLE AS SHOWN. ANY CONFLICTS OR OMISSIONS, ETC, SHALL BE IMMEDIATELY REPORTED TO THE ARCHITECT FOR CLARIFICATION PRIOR TO THE PERFORMANCE OF ANY WORK IN QUESTION.

ALL THE CONSTRUCTION DRAWINGS SHALL BE READ IN CONJUNCTION W/ ALL CONSULTANTS AND CONTRACTOR DRAWINGS, SCHEDULES AND SPECIFICATIONS. IN CASE OF CONFLICT BETWEEN ARCHITECTS AND CONSULTANTS DRAWINGS IN LOCATING STRUCTURAL ELEMENTS, MATERIALS / EQUIPMENT, THE ARCHITECT SHALL BE NOTIFIED FOR CLARIFICATION PRIOR TO PROCEEDING WITH CONSTRUCTION.

DO NOT SCALE DRAWINGS. WRITTEN DIMENSIONS GOVERN PARTITION LOCATIONS, DIMENSIONS AND TYPES. IN CASE OF CONFLICT, NOTIFY ARCHITECT OR WRITTEN CLARIFICATION PRIOR TO PROCEEDING WITH CONSTRUCTION.

**Legend**

**Consultants**

**Client**

A Mourched & G Mourched
ABN 94 935 668 270

**Architects**

tony owen ptnrs
Tony Owen Partners Architects Reg. No 7080
Level 2
15-19 Queen Street
Chippendale NSW 2008
P (02) 9698 2900
F (02) 9699 3018
E info@tonyowen.com.au

**Project**

Leppington

**Project address**

307 BRINGELLY ROAD,
LEPPINGTON NSW 2179

**Key plan**



**Scale** 1 : 50

**Date** 19/06/26

**Drawing title**
ADAPTABLE UNIT PLAN 5

**Project no.** 1078 **Drawing no.** A404 **Rev.** A

**Drawn** TL

**Drawing status**
SSD SUBMISSION

17/06/2026 3:47:22 PM




PRE ADAPTABLE UNITS : A901 , A1001 , A1101 , A1201 , A1301 , A1401




ADAPTABLE UNITS : A901 , A1001 , A1101 , A1201 , A1301 , A1401

# ADAPTABLE UNIT PLAN 6

| Rev. | Description | By | Date |
|---|---|---|---|
| A | SSD SUBMISSION | | 19/06/26 |

**Disclaimer**

"THESE DRAWINGS ARE PRELIMINARY DRAWINGS AND ARE SUBJECT TO CHANGE WITHOUT NOTICE DURING THE COURSE OF THE PROPOSED DEVELOPMENT AND IN CONSULTATION WITH COUNCIL. SUBMISSION OF THE DRAWINGS DOES NOT CONSTITUTE A REPRESENTATION OR WARRANTY BY THE DEVELOPER OR ITS SERVANTS, AGENTS OR CONTRACTORS THAT THE DRAWINGS ARE FINAL NOR THAT THE PROPOSED DEVELOPMENT WILL TAKE PLACE IN ACCORDANCE WITH THESE DRAWINGS."

BEFORE CARRYING OUT ANY WORK ENSURE THAT THE DRAWINGS USED CARRY THE LATEST AMENDMENT No

THESE DOCUMENTS AND ANY WORKS EXECUTED AS A RESULT OF THESE DOCUMENTS SHALL BE SUBJECT TO THE COPYRIGHT CONDITIONS SET OUT IN THE CONDITIONS OF ENGAGEMENT. ©

**Notes**

DRAWINGS MADE TO A LARGER SCALE AND THOSE SHOWING PARTICULAR DETAIL OF WORKS SHALL TAKE PRECEDENCE OVER DRAWINGS MADE TO A SMALLER SCALE AND FOR MORE GENERAL PURPOSES.
WHERE ANY DISCREPANCY EXISTS BETWEEN FIGURED AND SCALED DIMENSIONS, THE FIGURED DIMENSIONS SHALL PREVAIL.

BUILDER TO CHECK ALL SITE DIMENSIONS PRIOR TO FABRICATION OF FITMENTS
ALL WORK SHOULD COMPLY WITH RELEVANT AUSTRALIAN STANDARDS AND BUILDING CODE OF AUSTRALIA (BCA)

ALL WORK SHALL CONFORM TO THE CONTRACT DOCUMENTS WHICH INCLUDE SPECIFICATIONS, THE DRAWINGS, ALL ADDENDUMS, FINISHES, SCHEDULES AND MODIFICATIONS ISSUED BY THE ARCHITECT.

THE GENERAL CONTRACTOR SHALL REVIEW ALL DOCUMENTS AND VERIFY ALL DIMENSIONS AND FIELD CONDITIONS AND SHALL CONFIRM THAT WORK IS BUILDABLE AS SHOWN. ANY CONFLICTS OR OMISSIONS, ETC., SHALL BE IMMEDIATELY REPORTED TO THE ARCHITECT FOR CLARIFICATION PRIOR TO THE PERFORMANCE OF ANY WORK IN QUESTION.

ALL THE CONSTRUCTION DRAWINGS SHALL BE READ IN CONJUNCTION W ALL CONSULTANTS AND CONTRACTOR DRAWINGS, SCHEDULES AND SPECIFICATIONS. IN CASE OF CONFLICT BETWEEN ARCHITECTS AND CONSULTANTS DRAWINGS IN LOCATING STRUCTURAL ELEMENTS, MATERIALS / EQUIPMENT, THE ARCHITECT SHALL BE NOTIFIED FOR CLARIFICATION PRIOR TO PROCEEDING WITH CONSTRUCTION.

DO NOT SCALE DRAWINGS. WRITTEN DIMENSIONS GOVERN PARTITION LOCATIONS, DIMENSIONS AND TYPES. IN CASE OF CONFLICT, NOTIFY ARCHITECT OR WRITTEN CLARIFICATION PRIOR TO PROCEEDING WITH CONSTRUCTION.

**Legend**

**Consultants**

**Client**

A Mourched & G Mourched
ABN 94 935 668 270

**Architects**

tony owen ptnrs
Tony Owen Partners Architects Reg. No 7080
Level 2
13-16 Queen Street
Chippendale NSW 2008
P 9122 9698 2900
F 9122 9698 3018
E info@tonyowen.com.au

**Project**

Leppington

**Project address**

307 BRINGELLY ROAD,
LEPPINGTON NSW 2179

**Key plan**



**Scale** 1 : 50 **Date** 19/06/26

**Drawing title**
ADAPTABLE UNIT PLAN 6

Project no. 1078 Drawing no. Rev.
Drawn TL A405 A

**Drawing status**
SSD SUBMISSION

17/06/2026 3:47:25 PM

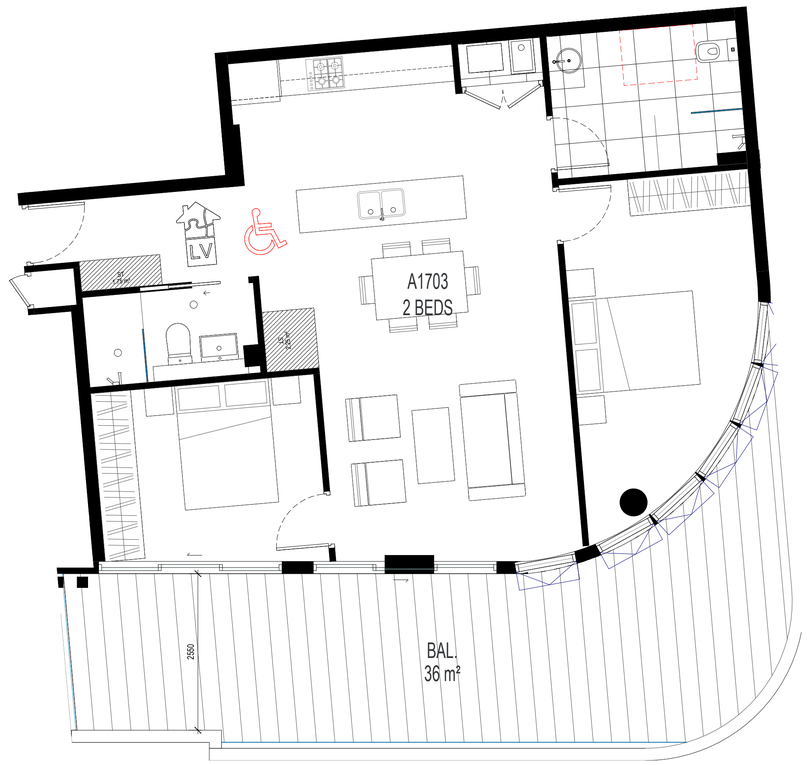


PRE ADAPTABLE UNITS : A1703




ADAPTABLE UNITS : A1703

| ADAPTABLE UNITS - BCA REQUIREMENTS | |
|---|---|
| CLASSIFICATION | A minimum ten (10) percent of dwelling on the site (round to nearest whole number) shall also be capable of being "adaptable housing", which meets the relevant Building Code of Australia and Australian Standards (Building Design Standards) and the unique specialist needs for accessibility and usability by the occupants. |

| BUILDING | ADAPTABLE UNIT CALCULATION |
|---|---|
| ACCESSIBLE DESIGN REQUIREMENT | 10% OF TOTAL UNITS (256) = 25.6<br>TOTAL REQ. = 26 ADAPTABLE UNITS |

| BUILDING | PROPOSED ADAPTABLE UNIT MIX | |
|---|---|---|
| 1 BEDROOM ADAPTABLE UNITS | A110 , A210 , A310 , A410 , A510 , A808 | 6 |
| 2 BEDROOM ADAPTABLE UNITS | A119 , A219 , A319 , A415 , A515 , A614 , A714 , A801 , A901 , A1001 , A1101 , A1201 , A1301 , A1401 , A1703 | 15 |
| 3 BEDROOM ADAPTABLE UNITS | A120 , A220 , A320 , A416 , A516 | 5 |
| **TOTAL ADAPTABLE UNITS** | 26 (COMPLY) | |

# ADAPTABLE UNIT PLAN 7

| Rev. | Description | By | Date |
|---|---|---|---|
| A | SSD SUBMISSION | | 19/06/26 |

**Disclaimer**

THESE DRAWINGS ARE PRELIMINARY DRAWINGS AND ARE SUBJECT TO CHANGE WITHOUT NOTICE DURING THE COURSE OF THE PROPOSED DEVELOPMENT AND IN CONSULTATION WITH COUNCIL. SUBMISSION OF THE DRAWINGS DOES NOT CONSTITUTE A REPRESENTATION OR WARRANTY BY THE DEVELOPER OR ITS SERVANTS, AGENTS OR CONTRACTORS THAT THE DRAWINGS ARE FINAL NOR THAT THE PROPOSED DEVELOPMENT WILL TAKE PLACE IN ACCORDANCE WITH THESE DRAWINGS.

BEFORE CARRYING OUT ANY WORK ENSURE THAT THE DRAWINGS USED CARRY THE LATEST AMENDMENT No.

THESE DOCUMENTS AND ANY WORKS EXECUTED AS A RESULT OF THESE DOCUMENTS SHALL BE SUBJECT TO THE COPYRIGHT CONDITIONS SET OUT IN THE CONDITIONS OF ENGAGEMENT. ©

**Notes**

DRAWINGS MADE TO A LARGER SCALE AND THOSE SHOWING PARTICULAR DETAIL OF WORKS SHALL TAKE PRECEDENCE OVER DRAWINGS MADE TO A SMALLER SCALE AND FOR MORE GENERAL PURPOSES.

WHERE ANY DISCREPANCY EXISTS BETWEEN FIGURED AND SCALED DIMENSIONS, THE FIGURED DIMENSIONS SHALL PREVAIL.

BUILDER TO CHECK ALL SITE DIMENSIONS PRIOR TO FABRICATION OF ITEMS/ETC.

ALL WORK SHOULD COMPLY WITH RELEVANT AUSTRALIAN STANDARDS AND BUILDING CODE OF AUSTRALIA (BCA).

ALL WORK SHALL CONFORM TO THE CONTRACT DOCUMENTS WHICH INCLUDE SPECIFICATIONS, THE DRAWINGS, ALL ADDENDUMS, FINISHES, SCHEDULES AND MODIFICATIONS ISSUED BY THE ARCHITECT.

THE GENERAL CONTRACTOR SHALL REVIEW ALL DOCUMENTS AND VERIFY ALL DIMENSIONS AND FIELD CONDITIONS AND SHALL CONFIRM THAT WORK IS BUILDABLE AS SHOWN. ANY CONFLICTS OR OMISSIONS, ETC., SHALL BE IMMEDIATELY REPORTED TO THE ARCHITECT FOR CLARIFICATION PRIOR TO THE PERFORMANCE OF ANY WORK IN QUESTION.

ALL THE CONSTRUCTION DRAWINGS SHALL BE READ IN CONJUNCTION W/ ALL CONSULTANTS AND CONTRACTOR DRAWINGS, SCHEDULES AND SPECIFICATIONS. IN CASE OF CONFLICT BETWEEN ARCHITECTS AND CONSULTANTS DRAWINGS IN LOCATING STRUCTURAL ELEMENTS, MATERIALS / EQUIPMENT, THE ARCHITECT SHALL BE NOTIFIED FOR CLARIFICATION PRIOR TO PROCEEDING WITH CONSTRUCTION.

DO NOT SCALE DRAWINGS. WRITTEN DIMENSIONS GOVERN PARTITION LOCATIONS, DIMENSIONS AND TYPES. IN CASE OF CONFLICT, NOTIFY ARCHITECT OR WRITTEN CLARIFICATION PRIOR TO PROCEEDING WITH CONSTRUCTION.

**Legend**

**Consultants**

**Client**

A Mourched & G Mourched
ABN 94 935 668 270

**Architects**

tony owen ptnrs
Level 2
12-16 Queen Street
Chippendale NSW 2008
P 9122 9666 2900
E info@tonyowen.com.au
Tony Owen Partners Architects Reg. No 7080

**Project**

Leppington

**Project address**
307 BRINGELLY ROAD,
LEPPINGTON NSW 2179

**Key plan**



**Scale**
As indicated

**Date**
19/06/26

**Drawing title**
ADAPTABLE UNIT PLAN 7

**Project no.** 1078 **Drawing no.** A406 **Rev.** A

**Drawn** TL

**Drawing status**
SSD SUBMISSION

17/06/2026 3:47:29 PM

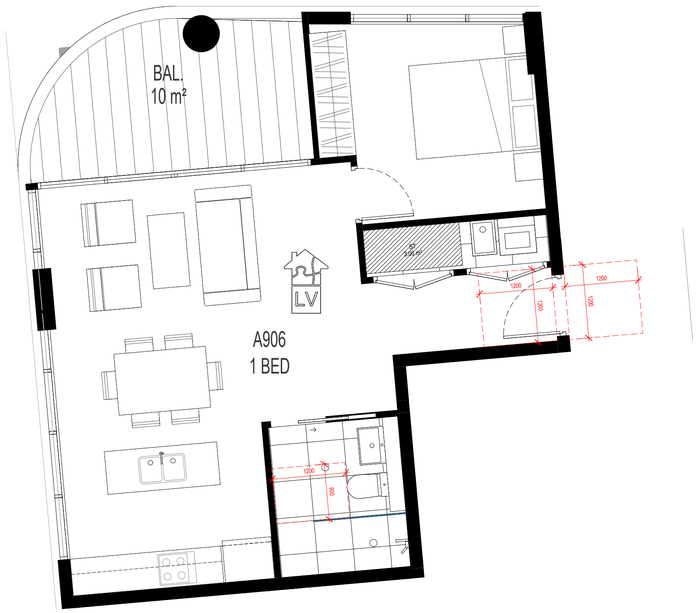


SILVER UNITS : A806 , A906 , A1006 , A1106 , A1206 , A1306 , A1406




SILVER UNITS : A102 , A202 , A302 , A402 , A502 , A602 , A702




SILVER UNITS : A122 , A222 , A322




SILVER UNITS : A104 , A204 , A304 , A404 , A504 , A604 , A704

# SILVER UNIT PLAN 1

| Rev. | Description | By | Date |
|---|---|---|---|
| A | SSD SUBMISSION | | 19/06/26 |

**Disclaimer**

THESE DRAWINGS ARE PRELIMINARY DRAWINGS AND ARE SUBJECT TO CHANGE WITHOUT NOTICE DURING THE COURSE OF THE PROPOSED DEVELOPMENT AND IN CONSULTATION WITH COUNCIL. SUBMISSION OF THE DRAWINGS DOES NOT CONSTITUTE A REPRESENTATION OR WARRANTY BY THE DEVELOPER OR ITS SERVANTS, AGENTS OR CONTRACTORS THAT THE DRAWINGS ARE FINAL NOR THAT THE PROPOSED DEVELOPMENT WILL TAKE PLACE IN ACCORDANCE WITH THESE DRAWINGS."

BEFORE CARRYING OUT ANY WORK ENSURE THAT THE DRAWINGS USED CARRY THE LATEST AMENDMENT No.

THESE DOCUMENTS AND ANY WORKS EXECUTED AS A RESULT OF THESE DOCUMENTS SHALL BE SUBJECT TO THE COPYRIGHT CONDITIONS SET OUT IN THE CONDITIONS OF ENGAGEMENT. ©

**Notes**

DRAWINGS MADE TO A LARGER SCALE AND THOSE SHOWING PARTICULAR DETAIL OF WORKS SHALL TAKE PRECEDENCE OVER DRAWINGS MADE TO A SMALLER SCALE AND FOR MORE GENERAL PURPOSES.
WHERE ANY DISCREPANCY EXISTS BETWEEN FIGURED AND SCALED DIMENSIONS, THE FIGURED DIMENSIONS SHALL PREVAIL.

BUILDER TO CHECK ALL SITE DIMENSIONS PRIOR TO FABRICATION OF ITEMS(ETC).
ALL WORK SHOULD COMPLY WITH RELEVANT AUSTRALIAN STANDARDS AND BUILDING CODE OF AUSTRALIA (BCA).

ALL WORK SHALL CONFORM TO THE CONTRACT DOCUMENTS WHICH INCLUDE SPECIFICATIONS, THE DRAWINGS, ALL ADDENDUMS, FINISHES, SCHEDULES AND MODIFICATIONS ISSUED BY THE ARCHITECT.

THE GENERAL CONTRACTOR SHALL REVIEW ALL DOCUMENTS AND VERIFY ALL DIMENSIONS AND FIELD CONDITIONS AND SHALL CONFIRM THAT WORK IS BUILDABLE AS SHOWN. ANY CONFLICTS OR OMISSIONS, ETC., SHALL BE IMMEDIATELY REPORTED TO THE ARCHITECT FOR CLARIFICATION PRIOR TO THE PERFORMANCE OF ANY WORK IN QUESTION.

ALL THE CONSTRUCTION DRAWINGS SHALL BE READ IN CONJUNCTION W ALL CONSULTANTS AND CONTRACTOR DRAWINGS, SCHEDULES AND SPECIFICATIONS. IN CASE OF CONFLICT BETWEEN ARCHITECTS AND CONSULTANTS DRAWINGS IN LOCATING STRUCTURAL ELEMENTS, MATERIALS / EQUIPMENT, THE ARCHITECT SHALL BE NOTIFIED FOR CLARIFICATION PRIOR TO PROCEEDING WITH CONSTRUCTION.

DO NOT SCALE DRAWINGS. WRITTEN DIMENSIONS GOVERN PARTITION LOCATIONS, DIMENSIONS AND TYPES. IN CASE OF CONFLICT, NOTIFY ARCHITECT OR WRITTEN CLARIFICATION PRIOR TO PROCEEDING WITH CONSTRUCTION.

**Legend**

**Consultants**

**Client**

A Mourched & G Mourched
ABN 94 935 668 270

**Architects**

tony owen ptnrs
Level 2
15-19 Queen Street
Chippendale NSW 2008
P 8122 9666 2900
F 8122 9699 3018
E info@tonyowen.com.au
Tony Owen Partners Architects Reg. No 7080

**Project**

Leppington

**Project address**
307 BRINGELLY ROAD,
LEPPINGTON NSW 2179

**Key plan**



**Scale** 1 : 50 **Date** 19/06/26

**Drawing title**
SILVER UNIT PLAN 1

**Project no.** 1078 **Drawing no.** A407 **Rev.** A

**Drawn** TL

**Drawing status**
SSD SUBMISSION

17/06/2026 3:47:33 PM




SILVER UNITS : A113 , A213 , A313

## ADAPTABLE UNITS - BCA REQUIREMENTS

### CLASSIFICATION

Developments achieve a benchmark of 20% of the total apartments incorporating the Livable Housing Guideline's silver level universal design features.

| | |
|---|---|
| Sliver Level Units Requirement | 20% TOTAL UNITS (256) = 51.2<br>TOTAL REQ. = 51 SILVER LEVEL UNITS |

## ADAPTABLE UNITS - BCA REQUIREMENTS

| | | |
|---|---|---|
| 1 BEDROOM LIVABLE UNITS | A110 , A210 , A310 , A410 , A510 , A808 , A806 , A906 , A1006 , A1106 , A1206 , A1306 , A1406 , A122 , A222 , A322 | 16 |
| 2 BEDROOM LIVABLE UNITS | A119 , A219 , A319 , A415 , A515 , A614 , A714 , A801 , A901 , A1001 , A1101 , A1201 , A1301 , A1401 , A1703 , A102 , A202 , A302 , A402 , A502 , A602 , A702 , A104 , A204 , A304 , A404 , A504 , A604 , A704 | 29 |
| 3 BEDROOM LIVABLE UNITS | A120 , A220 , A320 , A416 , A516 , A113 , A213 , A313 | 8 |
| TOTAL | **53** (COMPLY) | |

NOTE: * ADAPTABLE UNITS

## FEATURE OF THE LIVABLE HOUSING GUIDE LINES SILVER LEVEL

1. Dwelling Access:
   (a) Provide a safe and continuous pathway from:
   (i) front site boundary or
   (ii) associated carparking spaces, if provided, which may include the driveway on the site, to a step-free entrance
   (b) The path is 1M clear, step-free, even, firm, slip-resistant with a crossfall of not more than 1:40. landings of 1.2M to be every 9M for 1:14
   (c) Step ramp is provided for max height of 190mm, max grade of 1:10, min width of 1M and max length of 1900mm. Level landings of 1200mm required exclusive of the swing of the door or gate and to be provided at the head and foot of the ramp.
2. Dwelling Entry:
   (a) Dwelling entry should provide an entrance door with
   (i) min clear opening width of door to be 820mm
   (ii) Step free threshold of max 5mm with rounded or bevelled lip
   (iii) Sheltered
   (b) Level landing of 1200x1200mm at step-free entrance door
   (c) Max permissible threshold is 56mm where provided with a threshold ramp
   (d) Entrance to be connected to a pathway
3. Internal Doors and Corridors
   (a) Doors to rooms on the entry level used for living, dining, bedroom, bathroom, kitchen, laundry to be
   (i) 820mm clear opening and
   (ii) provided with a level threshold of max 5mm between abutting surfaces with rounded or bevelled lip
   (b) Internal corridors and passageways to doorway to be min 1M clear.
4. Toilet
   (a) Toilet to be provided on the ground or entry level with
   (i) min 900mm between walls if located in separate room
   (ii) min 1200mm clear space in front of the WC pan exclusive of door swing.
   (b) If toilet is located in bathroom, toilet pan should be located in corner of the room to enable installation of grabrails.
5. Shower
   (a) One bathroom to ahve a slip resistant hobless (step free) shower
   (b) Shower to be located in the corner of the room
6. Reinfocement of Toilet & Bathroom Walls
   (a) Bathroom walls shall be constructed of masonary or provided with wall reinforcement to allow the later fixing of grabrails around the shower , bath (if provided) and toilet.
   (b) The fastenings, wall reinforcement and grabrails combined must be able able to withstand at least 1100N of force applied in any position and in any direction.
   (c), (d) and (e) The wall around toilet/bath and shower to be via:
   (i) noggings with a thickness of at least 25mm
   (ii) sheeting with a thickness of at least 12mm

# SILVER UNIT PLAN 2

| Rev. | Description | By | Date |
|---|---|---|---|
| A | SSD SUBMISSION | | 19/06/26 |

**Disclaimer**

"THESE DRAWINGS ARE PRELIMINARY DRAWINGS AND ARE SUBJECT TO CHANGE WITHOUT NOTICE DURING THE COURSE OF THE PROPOSED DEVELOPMENT AND IN CONSULTATION WITH COUNCIL. SUBMISSION OF THE DRAWINGS DOES NOT CONSTITUTE A REPRESENTATION OR WARRANTY BY THE DEVELOPER OR ITS SERVANTS, AGENTS OR CONTRACTORS THAT THE DRAWINGS ARE FINAL NOR THAT THE PROPOSED DEVELOPMENT WILL TAKE PLACE IN ACCORDANCE WITH THESE DRAWINGS."

BEFORE CARRYING OUT ANY WORK ENSURE THAT THE DRAWINGS USED CARRY THE LATEST AMENDMENT No.

THESE DOCUMENTS AND ANY WORKS EXECUTED AS A RESULT OF THESE DOCUMENTS SHALL BE SUBJECT TO THE COPYRIGHT CONDITIONS SET OUT IN THE CONDITIONS OF ENGAGEMENT. ©

**Notes**

DRAWINGS MADE TO A LARGER SCALE AND THOSE SHOWING PARTICULAR DETAIL OF WORKS SHALL TAKE PRECEDENCE OVER DRAWINGS MADE TO A SMALLER SCALE AND FOR MORE GENERAL PURPOSES.
WHERE ANY DISCREPANCY EXISTS BETWEEN FIGURED AND SCALED DIMENSIONS, THE FIGURED DIMENSIONS SHALL PREVAIL.

BUILDER TO CHECK ALL SITE DIMENSIONS PRIOR TO FABRICATION OF FITMENTS.
ALL WORK SHOULD COMPLY WITH RELEVANT AUSTRALIAN STANDARDS AND BUILDING CODE OF AUSTRALIA (BCA).

ALL WORK SHALL CONFORM TO THE CONTRACT DOCUMENTS WHICH INCLUDE SPECIFICATIONS, THE DRAWINGS, ALL ADDENDUMS, FINISHES, SCHEDULES AND MODIFICATIONS ISSUED BY THE ARCHITECT.

THE GENERAL CONTRACTOR SHALL REVIEW ALL DOCUMENTS AND VERIFY ALL DIMENSIONS AND FIELD CONDITIONS AND SHALL CONFIRM THAT WORK IS BUILDABLE AS SHOWN. ANY CONFLICTS OR OMISSIONS, ETC., SHALL BE IMMEDIATELY REPORTED TO THE ARCHITECT FOR CLARIFICATION PRIOR TO THE PERFORMANCE OF ANY WORK IN QUESTION.

ALL THE CONSTRUCTION DRAWINGS SHALL BE READ IN CONJUNCTION W ALL CONSULTANTS AND CONTRACTOR DRAWINGS, SCHEDULES AND SPECIFICATIONS. IN CASE OF CONFLICT BETWEEN ARCHITECTS AND CONSULTANTS DRAWINGS IN LOCATING STRUCTURAL ELEMENTS, MATERIALS / EQUIPMENT, THE ARCHITECT SHALL BE NOTIFIED FOR CLARIFICATION PRIOR TO PROCEEDING WITH CONSTRUCTION.

DO NOT SCALE DRAWINGS. WRITTEN DIMENSIONS GOVERN PARTITION LOCATIONS, DIMENSIONS AND TYPES. IN CASE OF CONFLICT, NOTIFY ARCHITECT OR WRITTEN CLARIFICATION PRIOR TO PROCEEDING WITH CONSTRUCTION.

**Legend**

**Consultants**

**Client**

A Mourched & G Mourched
ABN 94 935 668 270

**Architects**

tony owen ptnrs
Tony Owen Partners Architects Reg. No 7080
Level 2
72-76 Queen Street
Chippendale NSW 2008
P 8122 9698 2900
F 8122 9698 3918
E info@tonyowen.com.au

**Project**

Leppington

**Project address**
307 BRINGELLY ROAD,
LEPPINGTON NSW 2179

**Key plan**



**Scale** 1 : 50
**Date** 19/06/26

**Drawing title**
SILVER UNIT PLAN 2

Project no. 1078 Drawing no. A408 Rev. A
Drawn TL

**Drawing status**
SSD SUBMISSION

17/06/2026 3:47:37 PM




LEVEL 1 - AFFORDABLE HOUSING FLOOR AREA: 2,063 m²

**TOTAL AFFORDABLE HOUSING PROVIDED (BUILDING A):**

**1 BED - 3 UNITS**
**2 BEDS - 18 UNITS**
**3 BEDS - 5 UNITS**
**TOTAL - 26 UNITS**

AFFORDABLE HOUSING REQUIRED (5%) = 95,597.1*5% = 4,779.8 m2

**UNITS NO.**
101, 102, 103, 104, 105, 106, 107, 108, 109, 110, 111, 112, 113, 114, 115, 116, 117, 118, 119, 120, 121, 122, 214, 215, 216, 217

| AFFORDABLE HOUSING SCHEDULE | | | | |
|---|---|---|---|---|
| | 1 BED | 2 BEDS | 3 BEDS | UNIT NO. |
| LEVEL 1 | | | | 101, 102, 103, 104, 105, 106, 107, 108, 109, 110, 111, 112, 113, 114, 115, 116, 117, 118, 119, 120, 121, 122, 214, 215, 216, 217 |
| TOTAL UNIT NUMBER | | | | 26 UNITS |
| AREA OF AFFORDABLE HOUSING UNITS REQUIRED | | | | 4,779.8 m² |
| AREA OF AFFORDABLE HOUSING UNITS PROPOSED | | | | 26 UNITS (2,430.8m²) |

**TOTAL DEVELOPMENT AFFORDABLE HOUSING UNITS PROPOSED:**

**BUILDING A + BUILDING C = 4,946.8m² (53 UNITS)**

**AFFORDABLE HOUSING PROVIDED = 5.2%**

# AFFORDABLE HOUSING DIAGRAM (BUILDING A)

| Rev. | Description | By | Date |
|---|---|---|---|
| A | SSD SUBMISSION | TOP | 19/06/26 |

**Disclaimer**
THESE DRAWINGS ARE PRELIMINARY DRAWINGS AND ARE SUBJECT TO CHANGE WITHOUT NOTICE DURING THE COURSE OF THE PROPOSED DEVELOPMENT AND IN CONSULTATION WITH COUNCIL. SUBMISSION OF THE DRAWINGS DOES NOT CONSTITUTE A REPRESENTATION OR WARRANTY BY THE DEVELOPER OR ITS SERVANTS, AGENTS OR CONTRACTORS THAT THE DRAWINGS ARE FINAL NOR THAT THE PROPOSED DEVELOPMENT WILL TAKE PLACE IN ACCORDANCE WITH THESE DRAWINGS."

BEFORE CARRYING OUT ANY WORK ENSURE THAT THE DRAWINGS USED CARRY THE LATEST AMENDMENT No.

THESE DOCUMENTS AND ANY WORKS EXECUTED AS A RESULT OF THESE DOCUMENTS SHALL BE SUBJECT TO THE COPYRIGHT CONDITIONS SET OUT IN THE CONDITIONS OF ENGAGEMENT. ©

**Notes**
DRAWINGS MADE TO A LARGER SCALE AND THOSE SHOWING PARTICULAR DETAIL OF WORKS SHALL TAKE PRECEDENCE OVER DRAWINGS MADE TO A SMALLER SCALE AND FOR MORE GENERAL PURPOSES
WHERE ANY DISCREPANCY EXISTS BETWEEN FIGURED AND SCALED DIMENSIONS, THE FIGURED DIMENSIONS SHALL PREVAIL.

BUILDER TO CHECK ALL SITE DIMENSIONS PRIOR TO FABRICATION OF ITEMENTS
ALL WORK SHOULD COMPLY WITH RELEVANT AUSTRALIAN STANDARDS AND BUILDING CODE OF AUSTRALIA (BCA).

ALL WORK SHALL CONFORM TO THE CONTRACT DOCUMENTS WHICH INCLUDE SPECIFICATIONS, THE DRAWINGS, ALL ADDENDUMS, FINISHES, SCHEDULES AND MODIFICATIONS ISSUED BY THE ARCHITECT.

THE GENERAL CONTRACTOR SHALL REVIEW ALL DOCUMENTS AND VERIFY ALL DIMENSIONS AND FIELD CONDITIONS AND SHALL CONFIRM THAT WORK IS BUILDABLE AS SHOWN. ANY CONFLICTS OR OMISSIONS, ETC. SHALL BE IMMEDIATELY REPORTED TO THE ARCHITECT FOR CLARIFICATION PRIOR TO THE PERFORMANCE OF ANY WORK IN QUESTION.

ALL THE CONSTRUCTION DRAWINGS SHALL BE READ IN CONJUNCTION W ALL CONSULTANTS AND CONTRACTOR DRAWINGS, SCHEDULES AND SPECIFICATIONS. IN CASE OF CONFLICT BETWEEN ARCHITECTS AND CONSULTANTS DRAWINGS IN LOCATING STRUCTURAL ELEMENTS, MATERIALS / EQUIPMENT, THE ARCHITECT SHALL BE NOTIFIED FOR CLARIFICATION PRIOR TO PROCEEDING WITH CONSTRUCTION.

DO NOT SCALE DRAWINGS. WRITTEN DIMENSIONS GOVERN PARTITION LOCATIONS, DIMENSIONS AND TYPES. IN CASE OF CONFLICT, NOTIFY ARCHITECT OR WRITTEN CLARIFICATION PRIOR TO PROCEEDING WITH CONSTRUCTION.

**Legend**

**Consultants**

**Client**
A Mourched & G Mourched
ABN 94 935 668 270

**Architects**
tony owen ptnrs
Level 2
13-15 Queen Street
Chippendale NSW 2008
P 8122 9666 2900
F 8122 9699 3018
E info@tonyowen.com.au
Tony Owen Partners Architects Reg. No 7080

**Project**
Leppington

**Project address**
297 BRINGELLY ROAD,
LEPPINGTON NSW 2179

**Key plan**

**Scale** As indicated
**Date** 19/06/26
**Drawing title** AFFORDABLE HOUSING DIAGRAM (BUILDING A)
**Project no.** 1111 **Drawing no.** A409 **Rev.** A
**Drawn** TL
**Drawing status** SSD SUBMISSION

17/06/2026 4:00:23 PM

# SITE B




SITE B

| Rev. | Description | By | Date |
|---|---|---|---|
| A | SSD SUBMISSION | TOP | 19/06/26 |

**Disclaimer**

"THESE DRAWINGS ARE PRELIMINARY DRAWINGS AND ARE SUBJECT TO CHANGE WITHOUT NOTICE DURING THE COURSE OF THE PROPOSED DEVELOPMENT AND IN CONSULTATION WITH COUNCIL. SUBMISSION OF THE DRAWINGS DOES NOT CONSTITUTE A REPRESENTATION OR WARRANTY BY THE DEVELOPER OR ITS SERVANTS, AGENTS OR CONTRACTORS THAT THE DRAWINGS ARE FINAL NOR THAT THE PROPOSED DEVELOPMENT WILL TAKE PLACE IN ACCORDANCE WITH THESE DRAWINGS."

BEFORE CARRYING OUT ANY WORK ENSURE THAT THE DRAWINGS USED CARRY THE LATEST AMENDMENT No.

THESE DOCUMENTS AND ANY WORKS EXECUTED AS A RESULT OF THESE DOCUMENTS SHALL BE SUBJECT TO THE COPYRIGHT CONDITIONS SET OUT IN THE CONDITIONS OF ENGAGEMENT. ©

**Notes**

DRAWINGS MADE TO A LARGER SCALE AND THOSE SHOWING PARTICULAR DETAIL OF WORKS SHALL TAKE PRECEDENCE OVER DRAWINGS MADE TO A SMALLER SCALE AND FOR MORE GENERAL PURPOSES.
WHERE ANY DISCREPANCY EXISTS BETWEEN FIGURED AND SCALED DIMENSIONS, THE FIGURED DIMENSIONS SHALL PREVAIL.

BUILDER TO CHECK ALL SITE DIMENSIONS PRIOR TO FABRICATION OF FITMENTS.
ALL WORK SHOULD COMPLY WITH RELEVANT AUSTRALIAN STANDARDS AND BUILDING CODE OF AUSTRALIA (BCA).

ALL WORK SHALL CONFORM TO THE CONTRACT DOCUMENTS WHICH INCLUDE SPECIFICATIONS, THE DRAWINGS, ALL ADDENDUMS, FINISHES, SCHEDULES AND MODIFICATIONS ISSUED BY THE ARCHITECT.

THE GENERAL CONTRACTOR SHALL REVIEW ALL DOCUMENTS AND VERIFY ALL DIMENSIONS AND FIELD CONDITIONS AND SHALL CONFIRM THAT WORK IS BUILDABLE AS SHOWN. ANY CONFLICTS OR OMISSIONS, ETC., SHALL BE IMMEDIATELY REPORTED TO THE ARCHITECT FOR CLARIFICATION PRIOR TO THE PERFORMANCE OF ANY WORK IN QUESTION.

ALL THE CONSTRUCTION DRAWINGS SHALL BE READ IN CONJUNCTION W/ ALL CONSULTANTS AND CONTRACTOR DRAWINGS, SCHEDULES AND SPECIFICATIONS. IN CASE OF CONFLICT BETWEEN ARCHITECTS AND CONSULTANTS DRAWINGS IN LOCATING STRUCTURAL ELEMENTS, MATERIALS / EQUIPMENT, THE ARCHITECT SHALL BE NOTIFIED FOR CLARIFICATION PRIOR TO PROCEEDING WITH CONSTRUCTION.

DO NOT SCALE DRAWINGS. WRITTEN DIMENSIONS GOVERN PARTITION LOCATIONS, DIMENSIONS AND TYPES. IN CASE OF CONFLICT, NOTIFY ARCHITECT OR WRITTEN CLARIFICATION PRIOR TO PROCEEDING WITH CONSTRUCTION.

**Legend**

**Consultants**

**Client**

A Mourched & G Mourched
ABN 94 935 668 270

**Architects**

tony owen ptnrs
Tony Owen Partners Architects Reg. No 7080
Level 2
12-16 Queen Street
Chippendale NSW 2008
P 8122 9698 2900
F 8122 9698 3018
E info@tonyowen.com.au

**Project**

Leppington

**Project address**
297 BRINGELLY ROAD,
LEPPINGTON NSW 2179

**Key plan**



**Scale** — **Date** 19/06/26

**Drawing title**
SITE B

**Project no.** 1111 **Drawing no.** A130 **Rev.** A

**Drawn** TL

**Drawing status**
SSD SUBMISSION

17/06/2026 9:43:16 AM

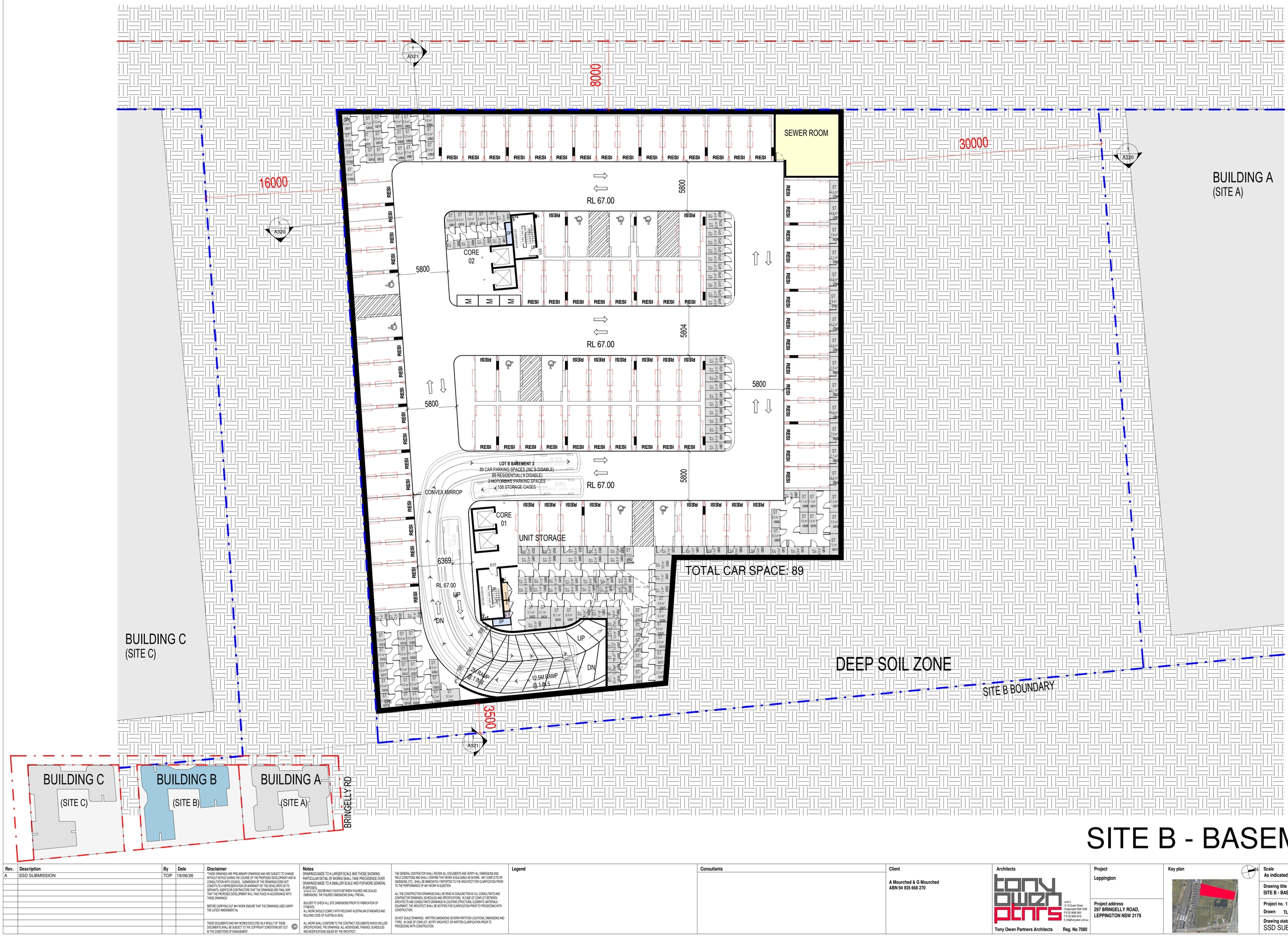


# SITE B - BASEMENT 3

| Rev. | Description | By | Date |
|---|---|---|---|
| A | SSD SUBMISSION | TOP | 19/06/26 |

**Disclaimer**

THESE DRAWINGS ARE PRELIMINARY DRAWINGS AND ARE SUBJECT TO CHANGE WITHOUT NOTICE DURING THE COURSE OF THE PROPOSED DEVELOPMENT AND IN CONSULTATION WITH COUNCIL. SUBMISSION OF THE DRAWINGS DOES NOT CONSTITUTE A REPRESENTATION OR WARRANTY BY THE DEVELOPER OR ITS SERVANTS, AGENTS OR CONTRACTORS THAT THE DRAWINGS ARE FINAL NOR THAT THE PROPOSED DEVELOPMENT WILL TAKE PLACE IN ACCORDANCE WITH THESE DRAWINGS.

BEFORE CARRYING OUT ANY WORK ENSURE THAT THE DRAWINGS USED CARRY THE LATEST AMENDMENT No.

THESE DOCUMENTS AND ANY WORKS EXECUTED AS A RESULT OF THESE DOCUMENTS SHALL BE SUBJECT TO THE COPYRIGHT CONDITIONS SET OUT IN THE CONDITIONS OF ENGAGEMENT. ©

**Notes**

DRAWINGS MADE TO A LARGER SCALE AND THOSE SHOWING PARTICULAR DETAIL OF WORKS SHALL TAKE PRECEDENCE OVER DRAWINGS MADE TO A SMALLER SCALE AND FOR MORE GENERAL PURPOSES.
WHERE ANY DISCREPANCY EXISTS BETWEEN FIGURED AND SCALED DIMENSIONS, THE FIGURED DIMENSIONS SHALL PREVAIL.

BUILDER TO CHECK ALL SITE DIMENSIONS PRIOR TO FABRICATION OF FITMENTS.
ALL WORK SHOULD COMPLY WITH RELEVANT AUSTRALIAN STANDARDS AND BUILDING CODE OF AUSTRALIA (BCA).

ALL WORK SHALL CONFORM TO THE CONTRACT DOCUMENTS WHICH INCLUDE SPECIFICATIONS, THE DRAWINGS, ALL ADDENDUMS, FINISHES, SCHEDULES AND MODIFICATIONS ISSUED BY THE ARCHITECT.

THE GENERAL CONTRACTOR SHALL REVIEW ALL DOCUMENTS AND VERIFY ALL DIMENSIONS AND FIELD CONDITIONS AND SHALL CONFIRM THAT WORK IS BUILDABLE AS SHOWN. ANY CONFLICTS OR OMISSIONS, ETC., SHALL BE IMMEDIATELY REPORTED TO THE ARCHITECT FOR CLARIFICATION PRIOR TO THE PERFORMANCE OF ANY WORK IN QUESTION.

ALL THE CONSTRUCTION DRAWINGS SHALL BE READ IN CONJUNCTION W/ ALL CONSULTANTS AND CONTRACTOR DRAWINGS, SCHEDULES AND SPECIFICATIONS. IN CASE OF CONFLICT BETWEEN ARCHITECTS AND CONSULTANTS DRAWINGS IN LOCATING STRUCTURAL ELEMENTS, MATERIALS / EQUIPMENT, THE ARCHITECT SHALL BE NOTIFIED FOR CLARIFICATION PRIOR TO PROCEEDING WITH CONSTRUCTION.

DO NOT SCALE DRAWINGS. WRITTEN DIMENSIONS GOVERN PARTITION LOCATIONS, DIMENSIONS AND TYPES. IN CASE OF CONFLICT, NOTIFY ARCHITECT OR WRITTEN CLARIFICATION PRIOR TO PROCEEDING WITH CONSTRUCTION.

**Legend**

**Consultants**

**Client**

A Mourched & G Mourched
ABN 94 935 668 270

**Architects**

tony owen ptnrs
Level 2
15-19 Queen Street
Chippendale NSW 2008
P 9122 9698 2900
F 9122 9698 2918
E info@tonyowen.com.au

Tony Owen Partners Architects Reg. No 7080

**Project**

Leppington

**Project address**
297 BRINGELLY ROAD,
LEPPINGTON NSW 2179

**Key plan**



**Scale**
As indicated

**Date**
19/06/26

**Drawing title**
SITE B - BASEMENT 3

**Project no.** 1111 **Drawing no.** A131 **Rev.** A

**Drawn** TL

**Drawing status**
SSD SUBMISSION

17/06/2026 9:43:19 AM

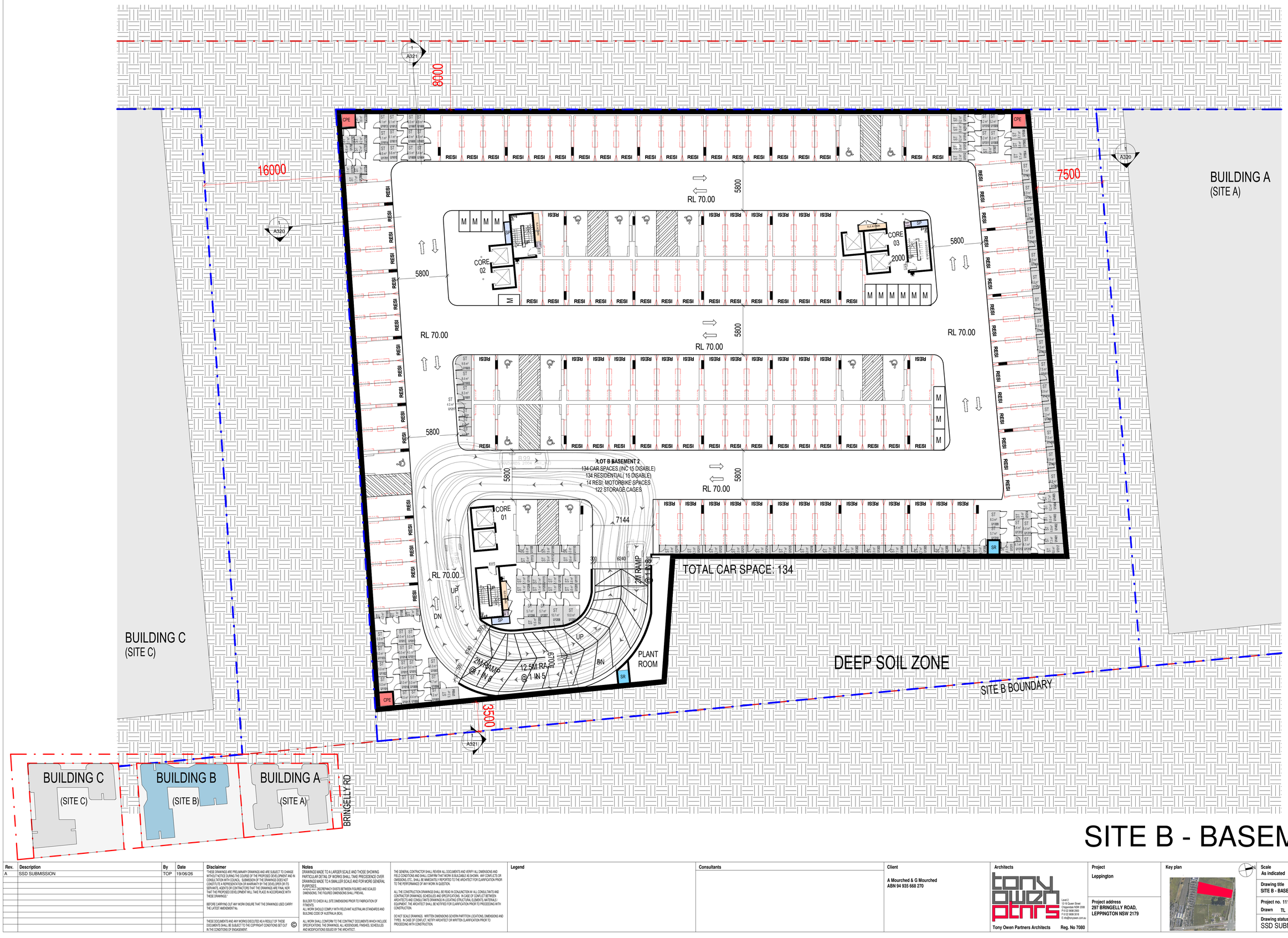


# SITE B - BASEMENT 2

| Rev. | Description | By | Date |
|---|---|---|---|
| A | SSD SUBMISSION | TOP | 19/06/26 |

**Disclaimer**

THESE DRAWINGS ARE PRELIMINARY DRAWINGS AND ARE SUBJECT TO CHANGE WITHOUT NOTICE DURING THE COURSE OF THE PROPOSED DEVELOPMENT AND IN CONSULTATION WITH COUNCIL. SUBMISSION OF THE DRAWINGS DOES NOT CONSTITUTE A REPRESENTATION OR WARRANTY BY THE DEVELOPER OR ITS SERVANTS, AGENTS OR CONTRACTORS THAT THE DRAWINGS ARE FINAL NOR THAT THE PROPOSED DEVELOPMENT WILL TAKE PLACE IN ACCORDANCE WITH THESE DRAWINGS.

BEFORE CARRYING OUT ANY WORK ENSURE THAT THE DRAWINGS USED CARRY THE LATEST AMENDMENT No.

THESE DOCUMENTS AND ANY WORKS EXECUTED AS A RESULT OF THESE DOCUMENTS SHALL BE SUBJECT TO THE COPYRIGHT CONDITIONS SET OUT IN THE CONDITIONS OF ENGAGEMENT. ©

**Notes**

DRAWINGS MADE TO A LARGER SCALE AND THOSE SHOWING PARTICULAR DETAIL OF WORKS SHALL TAKE PRECEDENCE OVER DRAWINGS MADE TO A SMALLER SCALE AND FOR MORE GENERAL PURPOSES.
WHERE ANY DISCREPANCY EXISTS BETWEEN FIGURED AND SCALED DIMENSIONS, THE FIGURED DIMENSIONS SHALL PREVAIL.

BUILDER TO CHECK ALL SITE DIMENSIONS PRIOR TO FABRICATION OF FITMENTS.
ALL WORK SHOULD COMPLY WITH RELEVANT AUSTRALIAN STANDARDS AND BUILDING CODE OF AUSTRALIA (BCA).

ALL WORK SHALL CONFORM TO THE CONTRACT DOCUMENTS WHICH INCLUDE SPECIFICATIONS, THE DRAWINGS, ALL ADDENDUMS, FINISHES, SCHEDULES AND MODIFICATIONS ISSUED BY THE ARCHITECT.

THE GENERAL CONTRACTOR SHALL REVIEW ALL DOCUMENTS AND VERIFY ALL DIMENSIONS AND FIELD CONDITIONS AND SHALL CONFIRM THAT WORK IS BUILDABLE AS SHOWN. ANY CONFLICTS OR OMISSIONS, ETC., SHALL BE IMMEDIATELY REPORTED TO THE ARCHITECT FOR CLARIFICATION PRIOR TO THE PERFORMANCE OF ANY WORK IN QUESTION.

ALL THE CONSTRUCTION DRAWINGS SHALL BE READ IN CONJUNCTION W/ ALL CONSULTANTS AND CONTRACTOR DRAWINGS, SCHEDULES AND SPECIFICATIONS. IN CASE OF CONFLICT BETWEEN ARCHITECTS AND CONSULTANTS DRAWINGS IN LOCATING STRUCTURAL ELEMENTS, MATERIALS / EQUIPMENT, THE ARCHITECT SHALL BE NOTIFIED FOR CLARIFICATION PRIOR TO PROCEEDING WITH CONSTRUCTION.

DO NOT SCALE DRAWINGS. WRITTEN DIMENSIONS GOVERN PARTITION LOCATIONS, DIMENSIONS AND TYPES. IN CASE OF CONFLICT, NOTIFY ARCHITECT OR WRITTEN CLARIFICATION PRIOR TO PROCEEDING WITH CONSTRUCTION.

**Legend**

**Consultants**

**Client**

A Mourched & G Mourched
ABN 94 935 668 270

**Architects**

tony owen ptnrs
Tony Owen Partners Architects Reg. No 7080
Level 2
15-19 Queen Street
Chippendale NSW 2008
P 9122 9698 2900
F 9122 9698 2018
E info@tonyowen.com.au

**Project**

Leppington

**Project address**
297 BRINGELLY ROAD,
LEPPINGTON NSW 2179

**Key plan**



| Scale | Date |
|---|---|
| As indicated | 19/06/26 |

**Drawing title**
SITE B - BASEMENT 2

| Project no. 1111 | Drawing no. | Rev. |
|---|---|---|
| Drawn TL | A132 | A |

**Drawing status**
SSD SUBMISSION

17/06/2026 9:43:22 AM

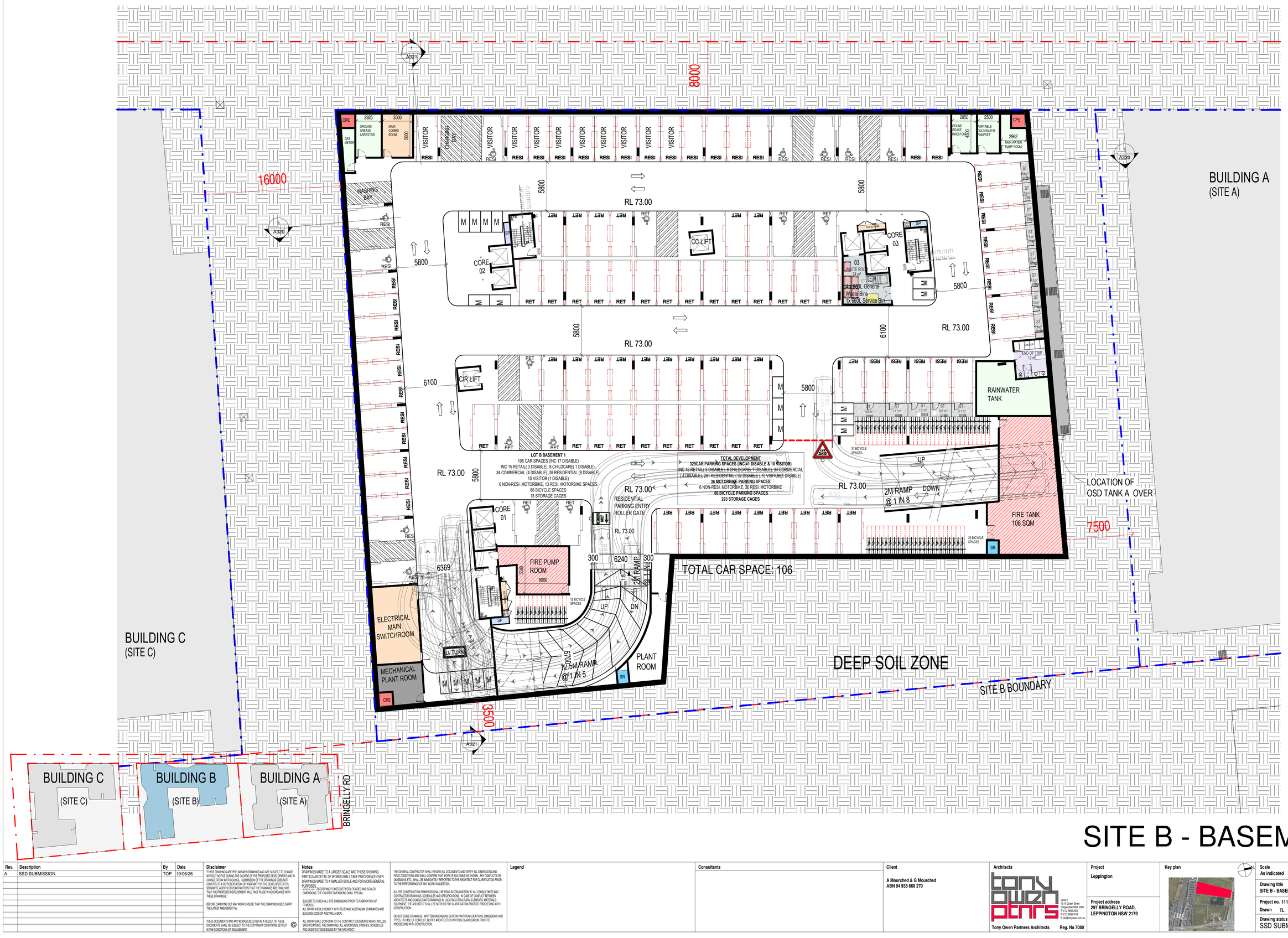


# SITE B - BASEMENT 1

| Rev. | Description | By | Date |
|---|---|---|---|
| A | SSD SUBMISSION | TOP | 19/06/26 |

**Disclaimer**

"THESE DRAWINGS ARE PRELIMINARY DRAWINGS AND ARE SUBJECT TO CHANGE WITHOUT NOTICE DURING THE COURSE OF THE PROPOSED DEVELOPMENT AND IN CONSULTATION WITH COUNCIL. SUBMISSION OF THE DRAWINGS DOES NOT CONSTITUTE A REPRESENTATION OR WARRANTY BY THE DEVELOPER OR ITS SERVANTS, AGENTS OR CONTRACTORS THAT THE DRAWINGS ARE FINAL NOR THAT THE PROPOSED DEVELOPMENT WILL TAKE PLACE IN ACCORDANCE WITH THESE DRAWINGS."

BEFORE CARRYING OUT ANY WORK ENSURE THAT THE DRAWINGS USED CARRY THE LATEST AMENDMENT No.

THESE DOCUMENTS AND ANY WORKS EXECUTED AS A RESULT OF THESE DOCUMENTS SHALL BE SUBJECT TO THE COPYRIGHT CONDITIONS SET OUT IN THE CONDITIONS OF ENGAGEMENT. ©

**Notes**

DRAWINGS MADE TO A LARGER SCALE AND THOSE SHOWING PARTICULAR DETAIL OF WORKS SHALL TAKE PRECEDENCE OVER DRAWINGS MADE TO A SMALLER SCALE AND FOR MORE GENERAL PURPOSES.

WHERE ANY DISCREPANCY EXISTS BETWEEN FIGURED AND SCALED DIMENSIONS, THE FIGURED DIMENSIONS SHALL PREVAIL.

BUILDER TO CHECK ALL SITE DIMENSIONS PRIOR TO FABRICATION OF ITEMENTS.

ALL WORK SHOULD COMPLY WITH RELEVANT AUSTRALIAN STANDARDS AND BUILDING CODE OF AUSTRALIA BCA.

ALL WORK SHALL CONFORM TO THE CONTRACT DOCUMENTS WHICH INCLUDE SPECIFICATIONS, THE DRAWINGS, ALL ADDENDUMS, FINISHES, SCHEDULES AND MODIFICATIONS ISSUED BY THE ARCHITECT.

THE GENERAL CONTRACTOR SHALL REVIEW ALL DOCUMENTS AND VERIFY ALL DIMENSIONS AND FIELD CONDITIONS AND SHALL CONFIRM THAT WORK IS BUILDABLE AS SHOWN. ANY CONFLICTS OR OMISSIONS, ETC., SHALL BE IMMEDIATELY REPORTED TO THE ARCHITECT FOR CLARIFICATION PRIOR TO THE PERFORMANCE OF ANY WORK IN QUESTION.

ALL THE CONSTRUCTION DRAWINGS SHALL BE READ IN CONJUNCTION WI ALL CONSULTANTS AND CONTRACTOR DRAWINGS, SCHEDULES AND SPECIFICATIONS. IN CASE OF CONFLICT BETWEEN ARCHITECTS AND CONSULTANTS DRAWINGS IN LOCATING STRUCTURAL ELEMENTS, MATERIALS, EQUIPMENT, THE ARCHITECT SHALL BE NOTIFIED FOR CLARIFICATION PRIOR TO PROCEEDING WITH CONSTRUCTION.

DO NOT SCALE DRAWINGS. WRITTEN DIMENSIONS GOVERN PARTITION LOCATIONS, DIMENSIONS AND TYPES. IN CASE OF CONFLICT, NOTIFY ARCHITECT OR WITTEN CLARIFICATION PRIOR TO PROCEEDING WITH CONSTRUCTION.

**Legend**

**Consultants**

**Client**

A Mourched & G Mourched
ABN 94 935 668 270

**Architects**

tony owen ptnrs
Level 2
15-19 Queen Street
Chippendale NSW 2008
P 8122 9688 2900
F 8122 9688 2910
E info@tonyowen.com.au

Tony Owen Partners Architects Reg. No 7080

**Project**

Leppington

**Project address**
297 BRINGELLY ROAD,
LEPPINGTON NSW 2179

**Key plan**



**Scale**
As indicated

**Date**
19/06/26

**Drawing title**
SITE B - BASEMENT 1

**Project no.** 1111 **Drawing no.** A133 **Rev.** A

**Drawn** TL

**Drawing status**
SSD SUBMISSION

17/06/2026 9:43:24 AM

16M LOCAL STREET

BUILDING A
(SITE A)

INTERNAL SHARED ACCESS ROAD

16M LOCAL STREET

BUILDING C
(SITE C)

BUILDING B
(SITE B)

THROUGH SITE LINK

SITE B BOUNDARY

ARCADE

COMMUNAL OPEN SPACE

REFER TO THE LANDSCAPE PLAN

OSD TANK B

LINE OF OSD TANK B

INDOOR CHAMBER SUBSTATION

FIRE CONTROL ROOM

BRINGELLY RD

# SITE B - GROUND FLOOR

| Rev. | Description | By | Date |
|---|---|---|---|
| A | SSD SUBMISSION | TOP | 19/06/26 |

**Disclaimer**

THESE DRAWINGS ARE PRELIMINARY DRAWINGS AND ARE SUBJECT TO CHANGE WITHOUT NOTICE DURING THE COURSE OF THE PROPOSED DEVELOPMENT AND IN CONSULTATION WITH COUNCIL. SUBMISSION OF THE DRAWINGS DOES NOT CONSTITUTE A REPRESENTATION OR WARRANTY BY THE DEVELOPER OR ITS SERVANTS, AGENTS OR CONTRACTORS THAT THE DRAWINGS ARE FINAL NOR THAT THE PROPOSED DEVELOPMENT WILL TAKE PLACE IN ACCORDANCE WITH THESE DRAWINGS.

BEFORE CARRYING OUT ANY WORK ENSURE THAT THE DRAWINGS USED CARRY THE LATEST AMENDMENT No.

© THESE DOCUMENTS AND ANY WORKS EXECUTED AS A RESULT OF THESE DOCUMENTS SHALL BE SUBJECT TO THE COPYRIGHT CONDITIONS SET OUT IN THE CONDITIONS OF ENGAGEMENT.

**Notes**

DRAWINGS MADE TO A LARGER SCALE AND THOSE SHOWING PARTICULAR DETAIL OF WORKS SHALL TAKE PRECEDENCE OVER DRAWINGS MADE TO A SMALLER SCALE AND FOR MORE GENERAL PURPOSES.
WHERE ANY DISCREPANCY EXISTS BETWEEN FIGURED AND SCALED DIMENSIONS, THE FIGURED DIMENSIONS SHALL PREVAIL.

BUILDER TO CHECK ALL SITE DIMENSIONS PRIOR TO FABRICATION OF FITMENTS.
ALL WORK SHOULD COMPLY WITH RELEVANT AUSTRALIAN STANDARDS AND BUILDING CODE OF AUSTRALIA (BCA).

ALL WORK SHALL CONFORM TO THE CONTRACT DOCUMENTS WHICH INCLUDE SPECIFICATIONS, THE DRAWINGS, ALL ADDENDUMS, FINISHES, SCHEDULES AND MODIFICATIONS ISSUED BY THE ARCHITECT.

THE GENERAL CONTRACTOR SHALL REVIEW ALL DOCUMENTS AND VERIFY ALL DIMENSIONS AND FIELD CONDITIONS AND SHALL CONFIRM THAT WORK IS BUILDABLE AS SHOWN. ANY CONFLICTS OR OMISSIONS, ETC., SHALL BE IMMEDIATELY REPORTED TO THE ARCHITECT FOR CLARIFICATION PRIOR TO THE PERFORMANCE OF ANY WORK IN QUESTION.

ALL THE CONSTRUCTION DRAWINGS SHALL BE READ IN CONJUNCTION W/ ALL CONSULTANTS AND CONTRACTOR DRAWINGS, SCHEDULES AND SPECIFICATIONS. IN CASE OF CONFLICT BETWEEN ARCHITECTS AND CONSULTANTS DRAWINGS IN LOCATING STRUCTURAL ELEMENTS, MATERIALS / EQUIPMENT, THE ARCHITECT SHALL BE NOTIFIED FOR CLARIFICATION PRIOR TO PROCEEDING WITH CONSTRUCTION.

DO NOT SCALE DRAWINGS. WRITTEN DIMENSIONS GOVERN PARTITION LOCATIONS, DIMENSIONS AND TYPES. IN CASE OF CONFLICT, NOTIFY ARCHITECT OR WRITTEN CLARIFICATION PRIOR TO PROCEEDING WITH CONSTRUCTION.

**Legend**

**Consultants**

**Client**

A Mourched & G Mourched
ABN 94 935 668 270

**Architects**

tony owen ptnrs
Level 2
15-19 Queen Street
Chippendale NSW 2008
P 8122 9698 2900
F 8122 9698 2918
E info@tonyowen.com.au

Tony Owen Partners Architects Reg. No 7080

**Project**

Leppington

**Project address**
297 BRINGELLY ROAD,
LEPPINGTON NSW 2179

**Key plan**



| Scale | Date |
|---|---|
| As indicated | 19/06/26 |

**Drawing title**
SITE B - GROUND FLOOR

| Project no. | Drawing no. | Rev. |
|---|---|---|
| 1111 | A134 | A |

Drawn TL

**Drawing status**
SSD SUBMISSION

17/06/2026 9:43:30 AM




# SITE B - LEVEL 1

| Rev. | Description | By | Date |
|---|---|---|---|
| A | SSD SUBMISSION | TOP | 19/06/26 |

**Disclaimer**

"THESE DRAWINGS ARE PRELIMINARY DRAWINGS AND ARE SUBJECT TO CHANGE WITHOUT NOTICE DURING THE COURSE OF THE PROPOSED DEVELOPMENT AND IN CONSULTATION WITH COUNCIL. SUBMISSION OF THE DRAWINGS DOES NOT CONSTITUTE A REPRESENTATION OR WARRANTY BY THE DEVELOPER OR ITS SERVANTS, AGENTS OR CONTRACTORS THAT THE DRAWINGS ARE FINAL NOR THAT THE PROPOSED DEVELOPMENT WILL TAKE PLACE IN ACCORDANCE WITH THESE DRAWINGS."

BEFORE CARRYING OUT ANY WORK ENSURE THAT THE DRAWINGS USED CARRY THE LATEST AMENDMENT No.

THESE DOCUMENTS AND ANY WORKS EXECUTED AS A RESULT OF THESE DOCUMENTS SHALL BE SUBJECT TO THE COPYRIGHT CONDITIONS SET OUT IN THE CONDITIONS OF ENGAGEMENT. ©

**Notes**

DRAWINGS MADE TO A LARGER SCALE AND THOSE SHOWING PARTICULAR DETAIL OF WORKS SHALL TAKE PRECEDENCE OVER DRAWINGS MADE TO A SMALLER SCALE AND FOR MORE GENERAL PURPOSES.
WHERE ANY DISCREPANCY EXISTS BETWEEN FIGURED AND SCALED DIMENSIONS, THE FIGURED DIMENSIONS SHALL PREVAIL.

BUILDER TO CHECK ALL SITE DIMENSIONS PRIOR TO FABRICATION OF ITEMS/ITS.
ALL WORK SHOULD COMPLY WITH RELEVANT AUSTRALIAN STANDARDS AND BUILDING CODE OF AUSTRALIA (BCA).

ALL WORK SHALL CONFORM TO THE CONTRACT DOCUMENTS WHICH INCLUDE SPECIFICATIONS, THE DRAWINGS, ALL ADDENDUMS, FINISHES, SCHEDULES AND MODIFICATIONS ISSUED BY THE ARCHITECT.

THE GENERAL CONTRACTOR SHALL REVIEW ALL DOCUMENTS AND VERIFY ALL DIMENSIONS AND FIELD CONDITIONS AND SHALL CONFIRM THAT WORK IS BUILDABLE AS SHOWN. ANY CONFLICTS OR OMISSIONS, ETC., SHALL BE IMMEDIATELY REPORTED TO THE ARCHITECT FOR CLARIFICATION PRIOR TO THE PERFORMANCE OF ANY WORK IN QUESTION.

ALL THE CONSTRUCTION DRAWINGS SHALL BE READ IN CONJUNCTION W/ ALL CONSULTANTS AND CONTRACTOR DRAWINGS, SCHEDULES AND SPECIFICATIONS. IN CASE OF CONFLICT BETWEEN ARCHITECTS AND CONSULTANTS DRAWINGS IN LOCATING STRUCTURAL ELEMENTS, MATERIALS, EQUIPMENT, THE ARCHITECT SHALL BE NOTIFIED FOR CLARIFICATION PRIOR TO PROCEEDING WITH CONSTRUCTION.

DO NOT SCALE DRAWINGS. WRITTEN DIMENSIONS GOVERN PARTITION LOCATIONS, DIMENSIONS AND TYPES. IN CASE OF CONFLICT, NOTIFY ARCHITECT FOR WRITTEN CLARIFICATION PRIOR TO PROCEEDING WITH CONSTRUCTION.

**Legend**

**Consultants**

**Client**

A Mourched & G Mourched
ABN 94 935 668 270

**Architects**

tony owen ptnrs
Level 2
12-16 Queen Street
Chippendale NSW 2008
P 9332 9688 2500
F 9332 9688 3010
E info@tonyowen.com.au

Tony Owen Partners Architects Reg. No 7080

**Project**

Leppington

**Project address**
297 BRINGELLY ROAD,
LEPPINGTON NSW 2179

**Key plan**



| Scale | Date |
|---|---|
| As indicated | 19/06/26 |

**Drawing title**
SITE B - LEVEL 1

| Project no. 1111 | Drawing no. | Rev. |
|---|---|---|
| Drawn TL | A135 | A |

**Drawing status**
SSD SUBMISSION

17/06/2026 9:43:35 AM

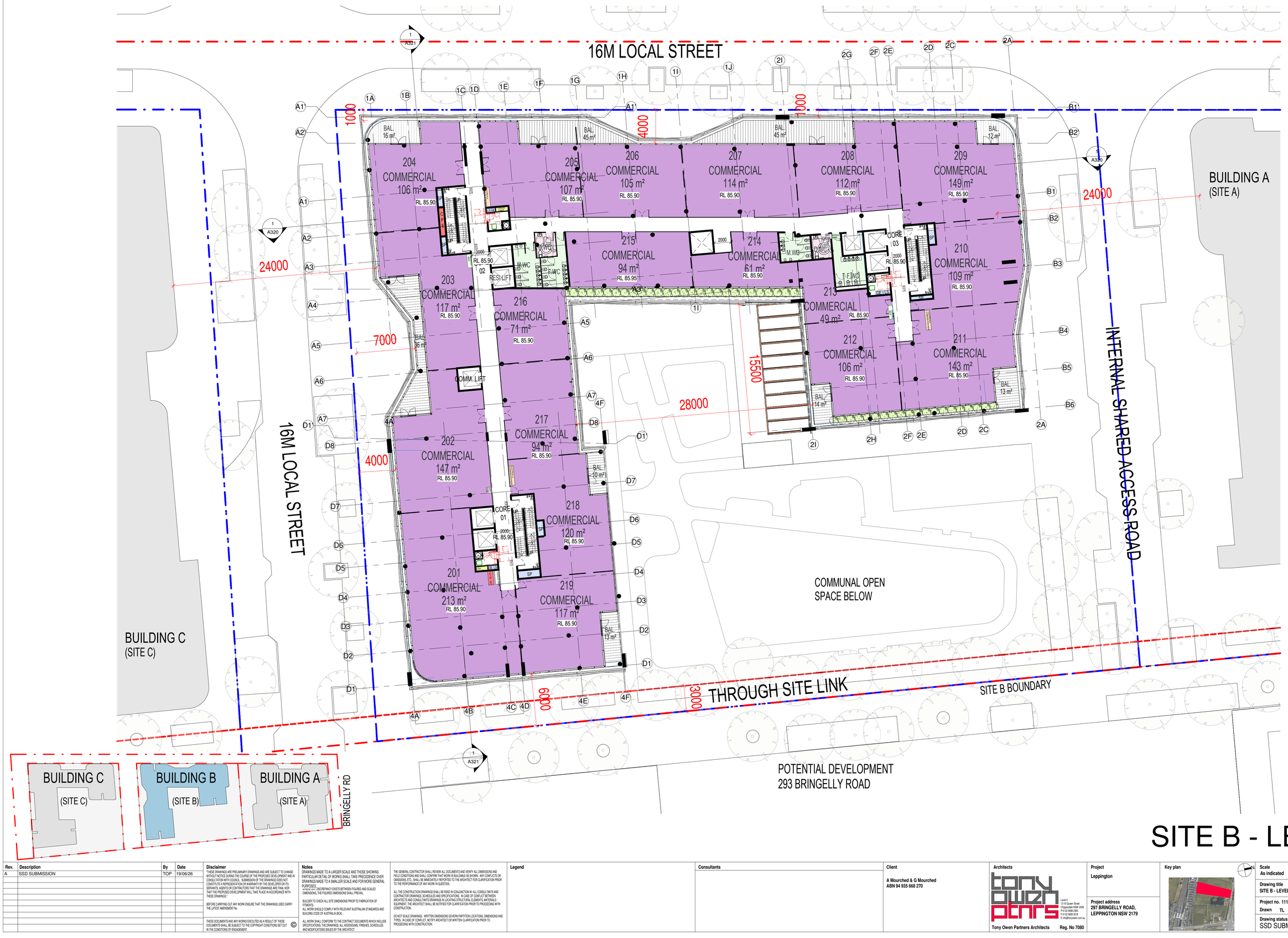


# SITE B - LEVEL 2

| Rev. | Description | By | Date |
|---|---|---|---|
| A | SSD SUBMISSION | TOP | 19/06/26 |

**Disclaimer**

THESE DRAWINGS ARE PRELIMINARY DRAWINGS AND ARE SUBJECT TO CHANGE WITHOUT NOTICE DURING THE COURSE OF THE PROPOSED DEVELOPMENT AND IN CONSULTATION WITH COUNCIL. SUBMISSION OF THE DRAWINGS DOES NOT CONSTITUTE A REPRESENTATION OR WARRANTY BY THE DEVELOPER OR ITS SERVANTS, AGENTS OR CONTRACTORS THAT THE DRAWINGS ARE FINAL NOR THAT THE PROPOSED DEVELOPMENT WILL TAKE PLACE IN ACCORDANCE WITH THESE DRAWINGS.

BEFORE CARRYING OUT ANY WORK ENSURE THAT THE DRAWINGS USED CARRY THE LATEST AMENDMENT No.

THESE DOCUMENTS AND ANY WORKS EXECUTED AS A RESULT OF THESE DOCUMENTS SHALL BE SUBJECT TO THE COPYRIGHT CONDITIONS SET OUT IN THE CONDITIONS OF ENGAGEMENT. ©

**Notes**

DRAWINGS MADE TO A LARGER SCALE AND THOSE SHOWING PARTICULAR DETAIL OF WORKS SHALL TAKE PRECEDENCE OVER DRAWINGS MADE TO A SMALLER SCALE AND FOR MORE GENERAL PURPOSES.
WHERE ANY DISCREPANCY EXISTS BETWEEN FIGURED AND SCALED DIMENSIONS, THE FIGURED DIMENSIONS SHALL PREVAIL.

BUILDER TO CHECK ALL SITE DIMENSIONS PRIOR TO FABRICATION OF FITMENTS.
ALL WORK SHOULD COMPLY WITH RELEVANT AUSTRALIAN STANDARDS AND BUILDING CODE OF AUSTRALIA (BCA).

ALL WORK SHALL CONFORM TO THE CONTRACT DOCUMENTS WHICH INCLUDE SPECIFICATIONS, THE DRAWINGS, ALL ADDENDUMS, FINISHES, SCHEDULES AND MODIFICATIONS ISSUED BY THE ARCHITECT.

THE GENERAL CONTRACTOR SHALL REVIEW ALL DOCUMENTS AND VERIFY ALL DIMENSIONS AND FIELD CONDITIONS AND SHALL CONFIRM THAT WORK IS BUILDABLE AS SHOWN. ANY CONFLICTS OR OMISSIONS, ETC., SHALL BE IMMEDIATELY REPORTED TO THE ARCHITECT FOR CLARIFICATION PRIOR TO THE PERFORMANCE OF ANY WORK IN QUESTION.

ALL THE CONSTRUCTION DRAWINGS SHALL BE READ IN CONJUNCTION W/ ALL CONSULTANTS AND CONTRACTOR DRAWINGS, SCHEDULES AND SPECIFICATIONS. IN CASE OF CONFLICT BETWEEN ARCHITECTS AND CONSULTANTS DRAWINGS IN LOCATING STRUCTURAL ELEMENTS, MATERIALS / EQUIPMENT, THE ARCHITECT SHALL BE NOTIFIED FOR CLARIFICATION PRIOR TO PROCEEDING WITH CONSTRUCTION.

DO NOT SCALE DRAWINGS. WRITTEN DIMENSIONS GOVERN PARTITION LOCATIONS, DIMENSIONS AND TYPES. IN CASE OF CONFLICT, NOTIFY ARCHITECT OR WRITTEN CLARIFICATION PRIOR TO PROCEEDING WITH CONSTRUCTION.

**Legend**

**Consultants**

**Client**

A Mourched & G Mourched
ABN 94 935 668 270

**Architects**

tony owen ptnrs
Level 2
15-19 Owen Street
Chippendale NSW 2008
P 9122 9698 2900
F 9122 9698 2018
E info@tonyowen.com.au

Tony Owen Partners Architects Reg. No 7080

**Project**

Leppington

**Project address**
297 BRINGELLY ROAD,
LEPPINGTON NSW 2179

**Key plan**



| Scale | Date |
|---|---|
| As indicated | 19/06/26 |

**Drawing title**
SITE B - LEVEL 2

| Project no. 1111 | Drawing no. | Rev. |
|---|---|---|
| Drawn TL | A136 | A |

**Drawing status**
SSD SUBMISSION

17/06/2026 9:43:39 AM

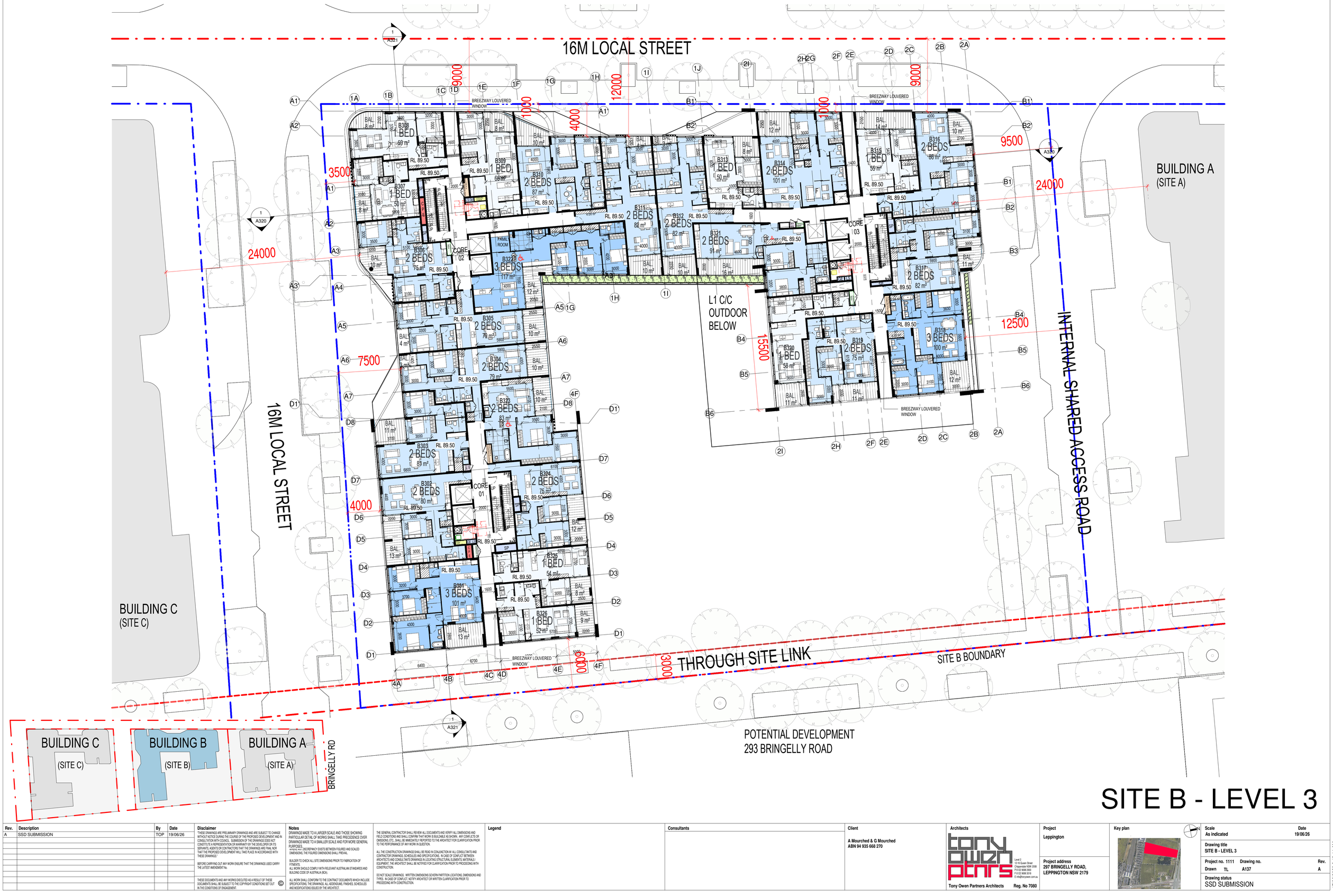


# SITE B - LEVEL 3

| Rev. | Description | By | Date |
|---|---|---|---|
| A | SSD SUBMISSION | TOP | 19/06/26 |

**Disclaimer**

THESE DRAWINGS ARE PRELIMINARY DRAWINGS AND ARE SUBJECT TO CHANGE WITHOUT NOTICE DURING THE COURSE OF THE PROPOSED DEVELOPMENT AND IN CONSULTATION WITH COUNCIL. SUBMISSION OF THE DRAWINGS DOES NOT CONSTITUTE A REPRESENTATION OR WARRANTY BY THE DEVELOPER OR ITS SERVANTS, AGENTS OR CONTRACTORS THAT THE DRAWINGS ARE FINAL NOR THAT THE PROPOSED DEVELOPMENT WILL TAKE PLACE IN ACCORDANCE WITH THESE DRAWINGS.

BEFORE CARRYING OUT ANY WORK ENSURE THAT THE DRAWINGS USED CARRY THE LATEST AMENDMENT No.

THESE DOCUMENTS AND ANY WORKS EXECUTED AS A RESULT OF THESE DOCUMENTS SHALL BE SUBJECT TO THE COPYRIGHT CONDITIONS SET OUT IN THE CONDITIONS OF ENGAGEMENT. ©

**Notes**

DRAWINGS MADE TO A LARGER SCALE AND THOSE SHOWING PARTICULAR DETAIL OF WORKS SHALL TAKE PRECEDENCE OVER DRAWINGS MADE TO A SMALLER SCALE AND FOR MORE GENERAL PURPOSES.
WHERE ANY DISCREPANCY EXISTS BETWEEN FIGURED AND SCALED DIMENSIONS, THE FIGURED DIMENSIONS SHALL PREVAIL.

BUILDER TO CHECK ALL SITE DIMENSIONS PRIOR TO FABRICATION OF ITEMS/S.
ALL WORK SHOULD COMPLY WITH RELEVANT AUSTRALIAN STANDARDS AND BUILDING CODE OF AUSTRALIA (BCA).

ALL WORK SHALL CONFORM TO THE CONTRACT DOCUMENTS WHICH INCLUDE SPECIFICATIONS, THE DRAWINGS, ALL ADDENDUMS, FINISHES, SCHEDULES AND MODIFICATIONS ISSUED BY THE ARCHITECT.

THE GENERAL CONTRACTOR SHALL REVIEW ALL DOCUMENTS AND VERIFY ALL DIMENSIONS AND FIELD CONDITIONS AND SHALL CONFIRM THAT WORK IS BUILDABLE AS SHOWN. ANY CONFLICTS OR OMISSIONS, ETC., SHALL BE IMMEDIATELY REPORTED TO THE ARCHITECT FOR CLARIFICATION PRIOR TO THE PERFORMANCE OF ANY WORK IN QUESTION.

ALL THE CONSTRUCTION DRAWINGS SHALL BE READ IN CONJUNCTION W/ ALL CONSULTANTS AND CONTRACTOR DRAWINGS, SCHEDULES AND SPECIFICATIONS. IN CASE OF CONFLICT BETWEEN ARCHITECTS AND CONSULTANTS DRAWINGS IN LOCATING STRUCTURAL ELEMENTS, MATERIALS / EQUIPMENT, THE ARCHITECT SHALL BE NOTIFIED FOR CLARIFICATION PRIOR TO PROCEEDING WITH CONSTRUCTION.

DO NOT SCALE DRAWINGS. WRITTEN DIMENSIONS GOVERN PARTITION LOCATIONS, DIMENSIONS AND TYPES. IN CASE OF CONFLICT, NOTIFY ARCHITECT OR WRITTEN CLARIFICATION PRIOR TO PROCEEDING WITH CONSTRUCTION.

**Legend**

**Consultants**

**Client**

A Mourched & G Mourched
ABN 94 935 668 270

**Architects**

tony owen ptnrs
Level 2
15-19 Queen Street
Chippendale NSW 2008
P 8122 9698 2900
F 8122 9698 3018
E info@tonyowen.com.au

Tony Owen Partners Architects Reg. No 7080

**Project**

Leppington

**Project address**
297 BRINGELLY ROAD,
LEPPINGTON NSW 2179

**Key plan**



| Scale | Date |
|---|---|
| As indicated | 19/06/26 |

**Drawing title**
SITE B - LEVEL 3

| Project no. | Drawing no. | Rev. |
|---|---|---|
| 1111 | A137 | A |

| Drawn | Drawing status |
|---|---|
| TL | SSD SUBMISSION |

17/06/2026 9:43:44 AM

16M LOCAL STREET

BUILDING A
(SITE A)

16M LOCAL STREET

BUILDING C
(SITE C)

INTERNAL SHARED ACCESS ROAD

THROUGH SITE LINK

SITE B BOUNDARY

POTENTIAL DEVELOPMENT
293 BRINGELLY ROAD

BRINGELLY RD

BUILDING C
(SITE C)

BUILDING B
(SITE B)

BUILDING A
(SITE A)

L1 C/C OUTDOOR BELOW

BREEZWAY LOUVERED WINDOW

LEVEL 4 RL 92.65
LEVEL 5 RL 95.80

# SITE B - LEVEL 4 (TYPICAL 4-5)

| Rev. | Description | By | Date |
|---|---|---|---|
| A | SSD SUBMISSION | TOP | 19/06/26 |

**Disclaimer**

"THESE DRAWINGS ARE PRELIMINARY DRAWINGS AND ARE SUBJECT TO CHANGE WITHOUT NOTICE DURING THE COURSE OF THE PROPOSED DEVELOPMENT AND IN CONSULTATION WITH COUNCIL. SUBMISSION OF THE DRAWINGS DOES NOT CONSTITUTE A REPRESENTATION OR WARRANTY BY THE DEVELOPER OR ITS SERVANTS, AGENTS OR CONTRACTORS THAT THE DRAWINGS ARE FINAL NOR THAT THE PROPOSED DEVELOPMENT WILL TAKE PLACE IN ACCORDANCE WITH THESE DRAWINGS."

BEFORE CARRYING OUT ANY WORK ENSURE THAT THE DRAWINGS USED CARRY THE LATEST AMENDMENT No.

THESE DOCUMENTS AND ANY WORKS EXECUTED AS A RESULT OF THESE DOCUMENTS SHALL BE SUBJECT TO THE COPYRIGHT CONDITIONS SET OUT IN THE CONDITIONS OF ENGAGEMENT. ©

**Notes**

DRAWINGS MADE TO A LARGER SCALE AND THOSE SHOWING PARTICULAR DETAIL OF WORKS SHALL TAKE PRECEDENCE OVER DRAWINGS MADE TO A SMALLER SCALE AND FOR MORE GENERAL PURPOSES.
WHERE ANY DISCREPANCY EXISTS BETWEEN FIGURED AND SCALED DIMENSIONS, THE FIGURED DIMENSIONS SHALL PREVAIL.

BUILDER TO CHECK ALL SITE DIMENSIONS PRIOR TO FABRICATION OF FITMENTS

ALL WORK SHOULD COMPLY WITH RELEVANT AUSTRALIAN STANDARDS AND BUILDING CODE OF AUSTRALIA (BCA).

ALL WORK SHALL CONFORM TO THE CONTRACT DOCUMENTS WHICH INCLUDE SPECIFICATIONS, THE DRAWINGS, ALL ADDENDUMS, FINISHES, SCHEDULES AND MODIFICATIONS ISSUED BY THE ARCHITECT.

THE GENERAL CONTRACTOR SHALL REVIEW ALL DOCUMENTS AND VERIFY ALL DIMENSIONS AND FIELD CONDITIONS AND SHALL CONFIRM THAT WORK IS BUILDABLE AS SHOWN. ANY CONFLICTS OR OMISSIONS, ETC., SHALL BE IMMEDIATELY REPORTED TO THE ARCHITECT FOR CLARIFICATION PRIOR TO THE PERFORMANCE OF ANY WORK IN QUESTION.

ALL THE CONSTRUCTION DRAWINGS SHALL BE READ IN CONJUNCTION W ALL CONSULTANTS AND CONTRACTOR DRAWINGS, SCHEDULES AND SPECIFICATIONS. IN CASE OF CONFLICT BETWEEN ARCHITECTS AND CONSULTANTS DRAWINGS IN LOCATING STRUCTURAL ELEMENTS, MATERIALS / EQUIPMENT, THE ARCHITECT SHALL BE NOTIFIED FOR CLARIFICATION PRIOR TO PROCEEDING WITH CONSTRUCTION.

DO NOT SCALE DRAWINGS. WRITTEN DIMENSIONS GOVERN PARTITION LOCATIONS, DIMENSIONS AND TYPES. IN CASE OF CONFLICT, NOTIFY ARCHITECT OR WRITTEN CLARIFICATION PRIOR TO PROCEEDING WITH CONSTRUCTION.

**Legend**

**Consultants**

**Client**

A Mourched & G Mourched
ABN 94 935 668 270

**Architects**

tony owen ptnrs
Level 2
13-16 Queen Street
Chippendale NSW 2008
P 9332 9698 2900
F 9332 9699 3918
E info@tonyowen.com.au

Tony Owen Partners Architects Reg. No 7080

**Project**

Leppington

**Project address**
297 BRINGELLY ROAD,
LEPPINGTON NSW 2179

**Key plan**



**Scale** As indicated
**Date** 19/06/26

**Drawing title**
SITE B - LEVEL 4 (TYPICAL 4-5)

Project no. 1111 Drawing no. A138 Rev. A
Drawn TL

**Drawing status**
SSD SUBMISSION

17/06/2026 9:43:49 AM




# SITE B - LEVEL 6 (TYPICAL 6-7)

| Rev. | Description | By | Date |
|---|---|---|---|
| A | SSD SUBMISSION | TOP | 19/06/26 |

**Disclaimer**

"THESE DRAWINGS ARE PRELIMINARY DRAWINGS AND ARE SUBJECT TO CHANGE WITHOUT NOTICE DURING THE COURSE OF THE PROPOSED DEVELOPMENT AND IN CONSULTATION WITH COUNCIL. SUBMISSION OF THE DRAWINGS DOES NOT CONSTITUTE A REPRESENTATION OR WARRANTY BY THE DEVELOPER OR ITS SERVANTS, AGENTS OR CONTRACTORS THAT THE DRAWINGS ARE FINAL NOR THAT THE PROPOSED DEVELOPMENT WILL TAKE PLACE IN ACCORDANCE WITH THESE DRAWINGS."

BEFORE CARRYING OUT ANY WORK ENSURE THAT THE DRAWINGS USED CARRY THE LATEST AMENDMENT No.

THESE DOCUMENTS AND ANY WORKS EXECUTED AS A RESULT OF THESE DOCUMENTS SHALL BE SUBJECT TO THE COPYRIGHT CONDITIONS SET OUT IN THE CONDITIONS OF ENGAGEMENT. ©

**Notes**

DRAWINGS MADE TO A LARGER SCALE AND THOSE SHOWING PARTICULAR DETAIL OF WORKS SHALL TAKE PRECEDENCE OVER DRAWINGS MADE TO A SMALLER SCALE AND FOR MORE GENERAL PURPOSES.

WHERE ANY DISCREPANCY EXISTS BETWEEN FIGURED AND SCALED DIMENSIONS, THE FIGURED DIMENSIONS SHALL PREVAIL.

BUILDER TO CHECK ALL SITE DIMENSIONS PRIOR TO FABRICATION OF FITMENTS.

ALL WORK SHOULD COMPLY WITH RELEVANT AUSTRALIAN STANDARDS AND BUILDING CODE OF AUSTRALIA (BCA).

ALL WORK SHALL CONFORM TO THE CONTRACT DOCUMENTS WHICH INCLUDE SPECIFICATIONS, THE DRAWINGS, ALL ADDENDUMS, FINISHES, SCHEDULES AND MODIFICATIONS ISSUED BY THE ARCHITECT.

THE GENERAL CONTRACTOR SHALL REVIEW ALL DOCUMENTS AND VERIFY ALL DIMENSIONS AND FIELD CONDITIONS AND SHALL CONFIRM THAT WORK IS BUILDABLE AS SHOWN. ANY CONFLICTS OR OMISSIONS, ETC., SHALL BE IMMEDIATELY REPORTED TO THE ARCHITECT FOR CLARIFICATION PRIOR TO THE PERFORMANCE OF ANY WORK IN QUESTION.

ALL THE CONSTRUCTION DRAWINGS SHALL BE READ IN CONJUNCTION W/ ALL CONSULTANTS AND CONTRACTOR DRAWINGS, SCHEDULES AND SPECIFICATIONS. IN CASE OF CONFLICT BETWEEN ARCHITECTS AND CONSULTANTS DRAWINGS IN LOCATING STRUCTURAL ELEMENTS, MATERIALS / EQUIPMENT, THE ARCHITECT SHALL BE NOTIFIED FOR CLARIFICATION PRIOR TO PROCEEDING WITH CONSTRUCTION.

DO NOT SCALE DRAWINGS. WRITTEN DIMENSIONS GOVERN PARTITION LOCATIONS, DIMENSIONS AND TYPES. IN CASE OF CONFLICT, NOTIFY ARCHITECT OR WRITTEN CLARIFICATION PRIOR TO PROCEEDING WITH CONSTRUCTION.

**Legend**

**Consultants**

**Client**

A Mourched & G Mourched
ABN 94 935 668 270

**Architects**

tony owen ptnrs
Level 2
13-16 Queen Street
Chippendale NSW 2008
P 0122 9698 2000
F 0122 9698 2015
E info@tonyowen.com.au

Tony Owen Partners Architects Reg. No 7080

**Project**

Leppington

**Project address**
297 BRINGELLY ROAD,
LEPPINGTON NSW 2179

**Key plan**



**Scale**
As indicated

**Date**
19/06/26

**Drawing title**
SITE B - LEVEL 6 (TYPICAL 6-7)

**Project no.** 1111 **Drawing no.** A139 **Rev.** A

**Drawn** TL

**Drawing status**
SSD SUBMISSION

17/06/2026 9:43:55 AM

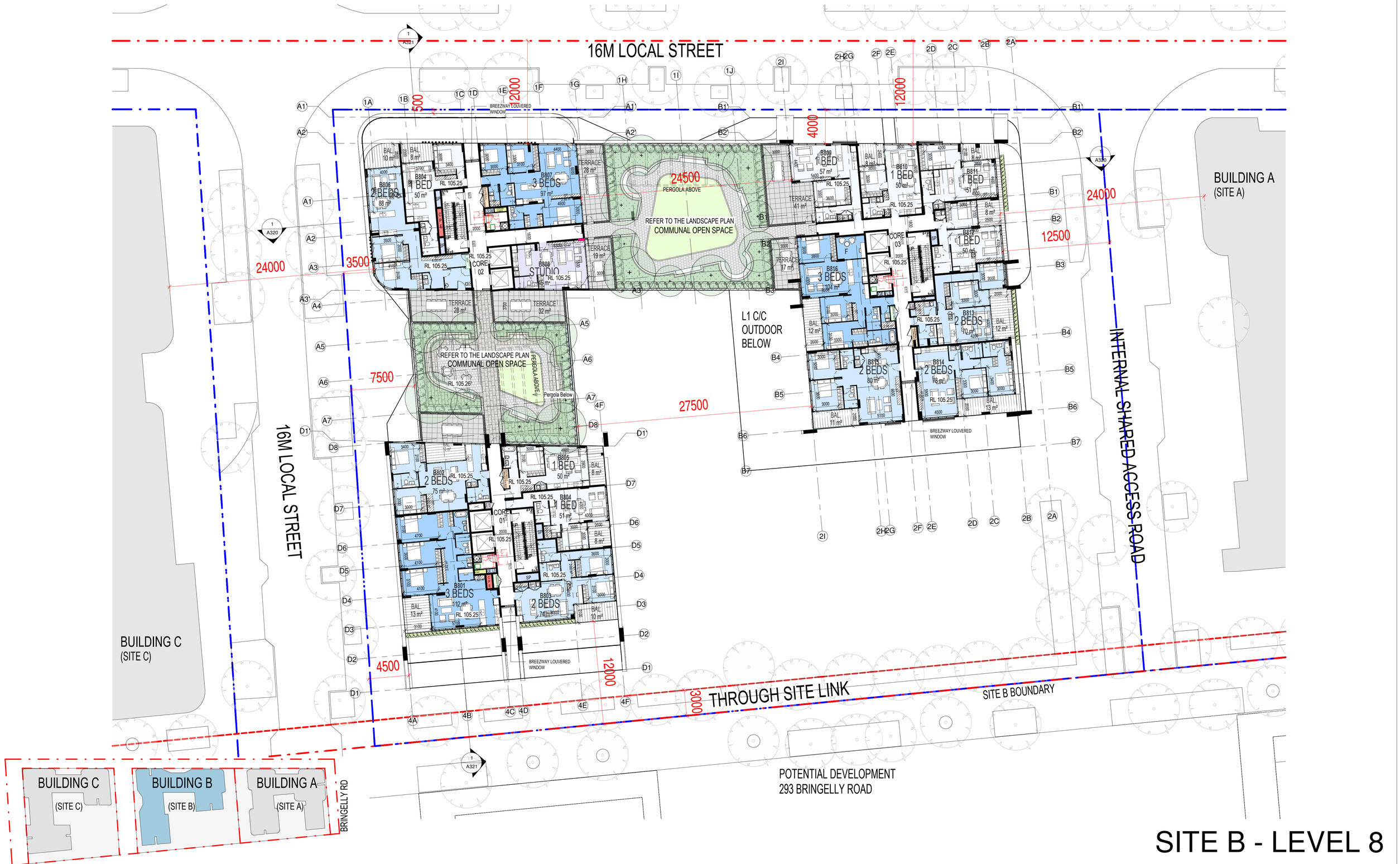


# SITE B - LEVEL 8

| Rev. | Description | By | Date |
|---|---|---|---|
| A | SSD SUBMISSION | TOP | 19/06/26 |

**Disclaimer**

"THESE DRAWINGS ARE PRELIMINARY DRAWINGS AND ARE SUBJECT TO CHANGE WITHOUT NOTICE DURING THE COURSE OF THE PROPOSED DEVELOPMENT AND IN CONSULTATION WITH COUNCIL. SUBMISSION OF THE DRAWINGS DOES NOT CONSTITUTE A REPRESENTATION OR WARRANTY BY THE DEVELOPER OR ITS SERVANTS, AGENTS OR CONTRACTORS THAT THE DRAWINGS ARE FINAL NOR THAT THE PROPOSED DEVELOPMENT WILL TAKE PLACE IN ACCORDANCE WITH THESE DRAWINGS."

BEFORE CARRYING OUT ANY WORK ENSURE THAT THE DRAWINGS USED CARRY THE LATEST AMENDMENT No.

THESE DOCUMENTS AND ANY WORKS EXECUTED AS A RESULT OF THESE DOCUMENTS SHALL BE SUBJECT TO THE COPYRIGHT CONDITIONS SET OUT IN THE CONDITIONS OF ENGAGEMENT. ©

**Notes**

DRAWINGS MADE TO A LARGER SCALE AND THOSE SHOWING PARTICULAR DETAIL OF WORKS SHALL TAKE PRECEDENCE OVER DRAWINGS MADE TO A SMALLER SCALE AND FOR MORE GENERAL PURPOSES.

WRITTEN ANY DISCREPANCY EXISTS BETWEEN FIGURED AND SCALED DIMENSIONS, THE FIGURED DIMENSIONS SHALL PREVAIL.

BUILDER TO CHECK ALL SITE DIMENSIONS PRIOR TO FABRICATION OF FITMENTS.

ALL WORK SHOULD COMPLY WITH RELEVANT AUSTRALIAN STANDARDS AND BUILDING CODE OF AUSTRALIA (BCA).

ALL WORK SHALL CONFORM TO THE CONTRACT DOCUMENTS WHICH INCLUDE SPECIFICATIONS, THE DRAWINGS, ALL ADDENDUMS, FINISHES, SCHEDULES AND MODIFICATIONS ISSUED BY THE ARCHITECT.

THE GENERAL CONTRACTOR SHALL REVIEW ALL DOCUMENTS AND VERIFY ALL DIMENSIONS AND FIELD CONDITIONS AND SHALL CONFIRM THAT WORK IS BUILDABLE AS SHOWN. ANY CONFLICTS OR OMISSIONS, ETC., SHALL BE IMMEDIATELY REPORTED TO THE ARCHITECT FOR CLARIFICATION PRIOR TO THE PERFORMANCE OF ANY WORK IN QUESTION.

ALL THE CONSTRUCTION DRAWINGS SHALL BE READ IN CONJUNCTION W ALL CONSULTANTS AND CONTRACTOR DRAWINGS, SCHEDULES AND SPECIFICATIONS. IN CASE OF CONFLICT BETWEEN ARCHITECTS AND CONSULTANTS DRAWINGS IN LOCATING STRUCTURAL ELEMENTS, MATERIALS EQUIPMENT, THE ARCHITECT SHALL BE NOTIFIED FOR CLARIFICATION PRIOR TO PROCEEDING WITH CONSTRUCTION.

DO NOT SCALE DRAWINGS. WRITTEN DIMENSIONS SOVERN PARTITION LOCATIONS, DIMENSIONS AND TYPES. IN CASE OF CONFLICT, NOTIFY ARCHITECT OR WRITTEN CLARIFICATION PRIOR TO PROCEEDING WITH CONSTRUCTION.

**Legend**

**Consultants**

**Client**

A Mourched & G Mourched
ABN 94 935 668 270

**Architects**

Tony Owen Partners Architects
Level 2
12-16 Queen Street
Chippendale NSW 2008
P 8122 3698 2900
F 8122 3698 2918
E info@tonyowen.com.au
Reg. No 7080

**Project**

Leppington

**Project address**

297 BRINGELLY ROAD,
LEPPINGTON NSW 2179

**Key plan**



| Scale | Date |
|---|---|
| As indicated | 19/06/26 |

**Drawing title**
SITE B - LEVEL 8

| Project no. | Drawing no. | Rev. |
|---|---|---|
| 1111 | A140 | A |

Drawn TL

**Drawing status**
SSD SUBMISSION

17/06/2026 9:44:01 AM

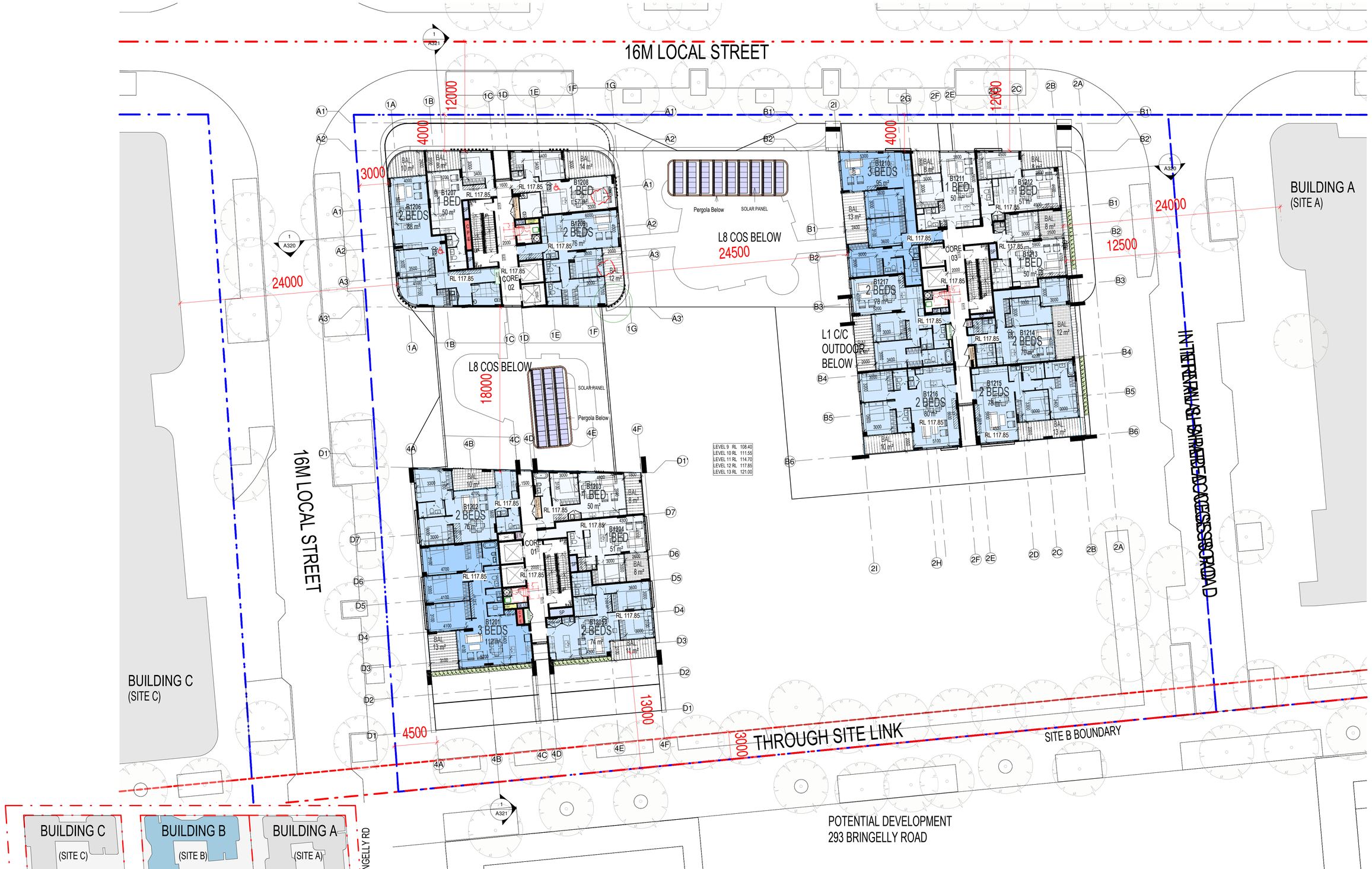


# SITE B - LEVEL 9 (TYPICAL 9-13)

| Rev. | Description | By | Date |
|---|---|---|---|
| A | SSD SUBMISSION | TOP | 19/06/26 |

**Disclaimer**

THESE DRAWINGS ARE PRELIMINARY DRAWINGS AND ARE SUBJECT TO CHANGE WITHOUT NOTICE DURING THE COURSE OF THE PROPOSED DEVELOPMENT AND IN CONSULTATION WITH COUNCIL. SUBMISSION OF THE DRAWINGS DOES NOT CONSTITUTE A REPRESENTATION OR WARRANTY BY THE DEVELOPER OR ITS SERVANTS, AGENTS OR CONTRACTORS THAT THE DRAWINGS ARE FINAL NOR THAT THE PROPOSED DEVELOPMENT WILL TAKE PLACE IN ACCORDANCE WITH THESE DRAWINGS.

BEFORE CARRYING OUT ANY WORK ENSURE THAT THE DRAWINGS USED CARRY THE LATEST AMENDMENT No.

THESE DOCUMENTS AND ANY WORKS EXECUTED AS A RESULT OF THESE DOCUMENTS SHALL BE SUBJECT TO THE COPYRIGHT CONDITIONS SET OUT IN THE CONDITIONS OF ENGAGEMENT. ©

**Notes**

DRAWINGS MADE TO A LARGER SCALE AND THOSE SHOWING PARTICULAR DETAIL OF WORKS SHALL TAKE PRECEDENCE OVER DRAWINGS MADE TO A SMALLER SCALE AND FOR MORE GENERAL PURPOSES.

WHERE ANY DISCREPANCY EXISTS BETWEEN FIGURED AND SCALED DIMENSIONS, THE FIGURED DIMENSIONS SHALL PREVAIL.

BUILDER TO CHECK ALL SITE DIMENSIONS PRIOR TO FABRICATION OF ITEMS/ITS.

ALL WORK SHOULD COMPLY WITH RELEVANT AUSTRALIAN STANDARDS AND BUILDING CODE OF AUSTRALIA (BCA).

ALL WORK SHALL CONFORM TO THE CONTRACT DOCUMENTS WHICH INCLUDE SPECIFICATIONS, THE DRAWINGS, ALL ADDENDUMS, FINISHES, SCHEDULES AND MODIFICATIONS ISSUED BY THE ARCHITECT.

THE GENERAL CONTRACTOR SHALL REVIEW ALL DOCUMENTS AND VERIFY ALL DIMENSIONS AND FIELD CONDITIONS AND SHALL CONFIRM THAT WORK IS BUILDABLE AS SHOWN. ANY CONFLICTS OR OMISSIONS, ETC., SHALL BE IMMEDIATELY REPORTED TO THE ARCHITECT FOR CLARIFICATION PRIOR TO THE PERFORMANCE OF ANY WORK IN QUESTION.

ALL THE CONSTRUCTION DRAWINGS SHALL BE READ IN CONJUNCTION W/ ALL CONSULTANTS AND CONTRACTOR DRAWINGS, SCHEDULES AND SPECIFICATIONS. IN CASE OF CONFLICT BETWEEN ARCHITECTS AND CONSULTANTS DRAWINGS IN LOCATING STRUCTURAL ELEMENTS, MATERIALS / EQUIPMENT, THE ARCHITECT SHALL BE NOTIFIED FOR CLARIFICATION PRIOR TO PROCEEDING WITH CONSTRUCTION.

DO NOT SCALE DRAWINGS. WRITTEN DIMENSIONS GOVERN PARTITION LOCATIONS, DIMENSIONS AND TYPES. IN CASE OF CONFLICT, NOTIFY ARCHITECT OR WRITTEN CLARIFICATION PRIOR TO PROCEEDING WITH CONSTRUCTION.

**Legend**

**Consultants**

**Client**

A Mourched & G Mourched
ABN 94 935 668 270

**Architects**

tony owen ptnrs
Level 2
15-19 Queen Street
Chippendale NSW 2008
P 9122 9698 2900
F 9122 9698 3018
E info@tonyowen.com.au
Tony Owen Partners Architects Reg. No 7080

**Project**

Leppington

**Project address**
297 BRINGELLY ROAD,
LEPPINGTON NSW 2179

**Key plan**



| Scale | Date |
|---|---|
| As indicated | 19/06/26 |

**Drawing title**
SITE B - LEVEL 9 (TYPICAL 9-13)

| Project no. | Drawing no. | Rev. |
|---|---|---|
| 1111 | A141 | A |

| Drawn |
|---|
| TL |

**Drawing status**
SSD SUBMISSION

17/06/2026 9:44:04 AM

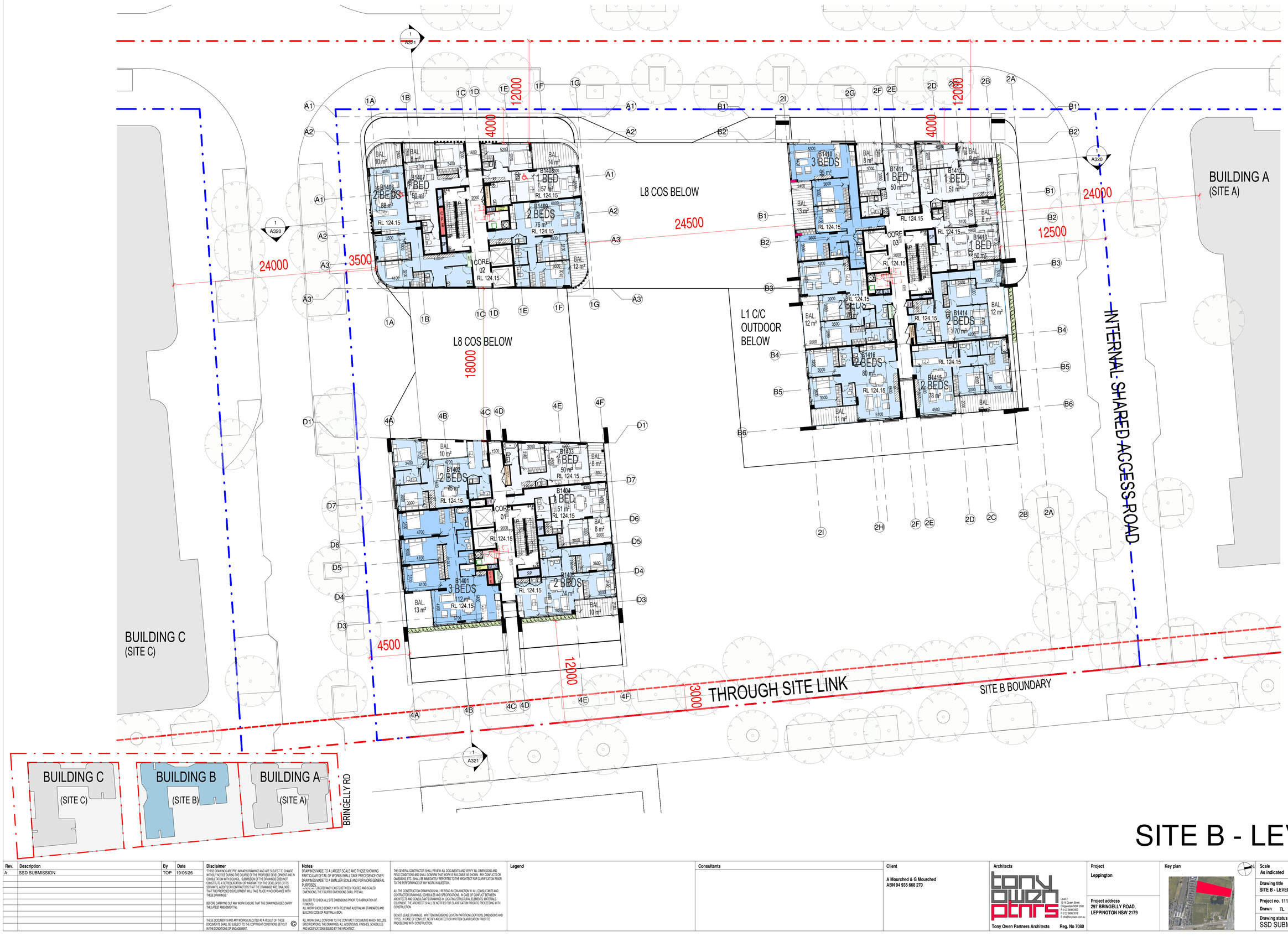


# SITE B - LEVEL 14

| Rev. | Description | By | Date |
|---|---|---|---|
| A | SSD SUBMISSION | TOP | 19/06/26 |

**Disclaimer**

THESE DRAWINGS ARE PRELIMINARY DRAWINGS AND ARE SUBJECT TO CHANGE WITHOUT NOTICE DURING THE COURSE OF THE PROPOSED DEVELOPMENT AND IN CONSULTATION WITH COUNCIL. SUBMISSION OF THE DRAWINGS DOES NOT CONSTITUTE A REPRESENTATION OR WARRANTY BY THE DEVELOPER OR ITS SERVANTS, AGENTS OR CONTRACTORS THAT THE DRAWINGS ARE FINAL NOR THAT THE PROPOSED DEVELOPMENT WILL TAKE PLACE IN ACCORDANCE WITH THESE DRAWINGS.

BEFORE CARRYING OUT ANY WORK ENSURE THAT THE DRAWINGS USED CARRY THE LATEST AMENDMENT No.

THESE DOCUMENTS AND ANY WORKS EXECUTED AS A RESULT OF THESE DOCUMENTS SHALL BE SUBJECT TO THE COPYRIGHT CONDITIONS SET OUT IN THE CONDITIONS OF ENGAGEMENT. ©

**Notes**

DRAWINGS MADE TO A LARGER SCALE AND THOSE SHOWING PARTICULAR DETAIL OF WORKS SHALL TAKE PRECEDENCE OVER DRAWINGS MADE TO A SMALLER SCALE AND FOR MORE GENERAL PURPOSES.

WHERE ANY DISCREPANCY EXISTS BETWEEN FIGURED AND SCALED DIMENSIONS, THE FIGURED DIMENSIONS SHALL PREVAIL.

BUILDER TO CHECK ALL SITE DIMENSIONS PRIOR TO FABRICATION OF ITEMS/ETC.

ALL WORK SHOULD COMPLY WITH RELEVANT AUSTRALIAN STANDARDS AND BUILDING CODE OF AUSTRALIA (BCA).

ALL WORK SHALL CONFORM TO THE CONTRACT DOCUMENTS WHICH INCLUDE SPECIFICATIONS, THE DRAWINGS, ALL ADDENDUMS, FINISHES, SCHEDULES AND MODIFICATIONS ISSUED BY THE ARCHITECT.

THE GENERAL CONTRACTOR SHALL REVIEW ALL DOCUMENTS AND VERIFY ALL DIMENSIONS AND FIELD CONDITIONS AND SHALL CONFIRM THAT WORK IS BUILDABLE AS SHOWN. ANY CONFLICTS OR OMISSIONS, ETC., SHALL BE IMMEDIATELY REPORTED TO THE ARCHITECT FOR CLARIFICATION PRIOR TO THE PERFORMANCE OF ANY WORK IN QUESTION.

ALL THE CONSTRUCTION DRAWINGS SHALL BE READ IN CONJUNCTION W/ ALL CONSULTANTS AND CONTRACTOR DRAWINGS, SCHEDULES AND SPECIFICATIONS. IN CASE OF CONFLICT BETWEEN ARCHITECTS AND CONSULTANTS DRAWINGS IN LOCATING STRUCTURAL ELEMENTS, MATERIALS / EQUIPMENT, THE ARCHITECT SHALL BE NOTIFIED FOR CLARIFICATION PRIOR TO PROCEEDING WITH CONSTRUCTION.

DO NOT SCALE DRAWINGS. WRITTEN DIMENSIONS GOVERN PARTITION LOCATIONS, DIMENSIONS AND TYPES. IN CASE OF CONFLICT, NOTIFY ARCHITECT OR WRITTEN CLARIFICATION PRIOR TO PROCEEDING WITH CONSTRUCTION.

**Legend**

**Consultants**

**Client**

A Mourched & G Mourched
ABN 94 935 668 270

**Architects**

tony owen ptnrs
Tony Owen Partners Architects Reg. No 7080

Level 2
15-16 Queen Street
Chippendale NSW 2008
P 9122 9698 2900
F 9122 9698 3018
E info@tonyowen.com.au

**Project**

Leppington

**Project address**
297 BRINGELLY ROAD,
LEPPINGTON NSW 2179

**Key plan**



**Scale**
As indicated

**Date**
19/06/26

**Drawing title**
SITE B - LEVEL 14

**Project no.** 1111 **Drawing no.** A142 **Rev.** A

**Drawn** TL

**Drawing status**
SSD SUBMISSION

17/06/2026 9:44:11 AM

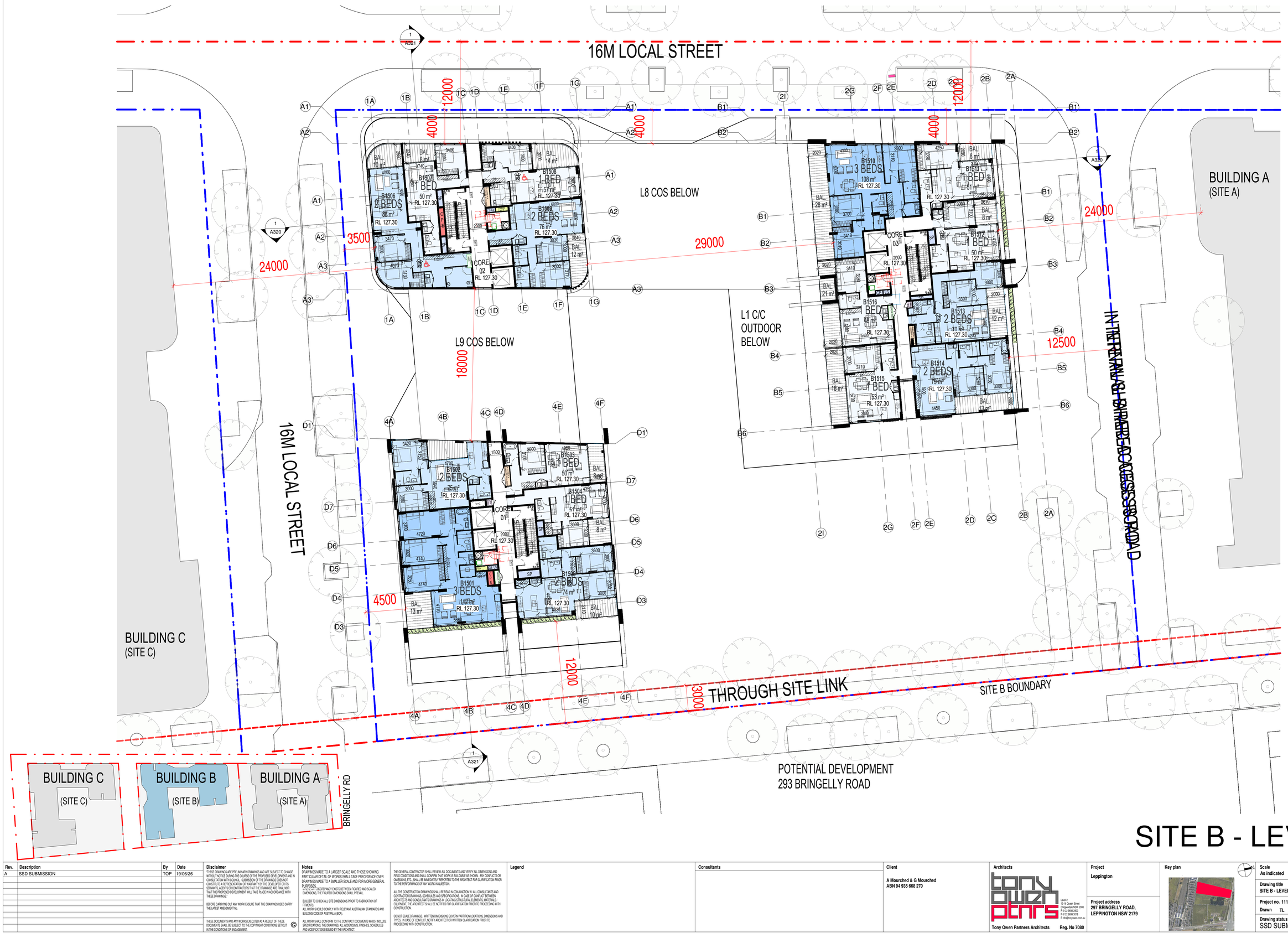


# SITE B - LEVEL 15

| Rev. | Description | By | Date |
|---|---|---|---|
| A | SSD SUBMISSION | TOP | 19/06/26 |

**Disclaimer**

"THESE DRAWINGS ARE PRELIMINARY DRAWINGS AND ARE SUBJECT TO CHANGE WITHOUT NOTICE DURING THE COURSE OF THE PROPOSED DEVELOPMENT AND IN CONSULTATION WITH COUNCIL. SUBMISSION OF THE DRAWINGS DOES NOT CONSTITUTE A REPRESENTATION OR WARRANTY BY THE DEVELOPER OR ITS SERVANTS, AGENTS OR CONTRACTORS THAT THE DRAWINGS ARE FINAL NOR THAT THE PROPOSED DEVELOPMENT WILL TAKE PLACE IN ACCORDANCE WITH THESE DRAWINGS."

BEFORE CARRYING OUT ANY WORK ENSURE THAT THE DRAWINGS USED CARRY THE LATEST AMENDMENT No.

THESE DOCUMENTS AND ANY WORKS EXECUTED AS A RESULT OF THESE DOCUMENTS SHALL BE SUBJECT TO THE COPYRIGHT CONDITIONS SET OUT IN THE CONDITIONS OF ENGAGEMENT. ©

**Notes**

DRAWINGS MADE TO A LARGER SCALE AND THOSE SHOWING PARTICULAR DETAIL OF WORKS SHALL TAKE PRECEDENCE OVER DRAWINGS MADE TO A SMALLER SCALE AND FOR MORE GENERAL PURPOSES.
WHERE ANY DISCREPANCY EXISTS BETWEEN FIGURED AND SCALED DIMENSIONS, THE FIGURED DIMENSIONS SHALL PREVAIL.

BUILDER TO CHECK ALL SITE DIMENSIONS PRIOR TO FABRICATION OF ITEMS/ITS.
ALL WORK SHOULD COMPLY WITH RELEVANT AUSTRALIAN STANDARDS AND BUILDING CODE OF AUSTRALIA BCA.

ALL WORK SHALL CONFORM TO THE CONTRACT DOCUMENTS WHICH INCLUDE SPECIFICATIONS, THE DRAWINGS, ALL ADDENDUMS, FINISHES, SCHEDULES AND MODIFICATIONS ISSUED BY THE ARCHITECT.

THE GENERAL CONTRACTOR SHALL REVIEW ALL DOCUMENTS AND VERIFY ALL DIMENSIONS AND FIELD CONDITIONS AND SHALL CONFIRM THAT WORK IS BUILDABLE AS SHOWN. ANY CONFLICTS OR OMISSIONS, ETC., SHALL BE IMMEDIATELY REPORTED TO THE ARCHITECT FOR CLARIFICATION PRIOR TO THE PERFORMANCE OF ANY WORK IN QUESTION.

ALL THE CONSTRUCTION DRAWINGS SHALL BE READ IN CONJUNCTION WITH ALL CONSULTANTS AND CONTRACTOR DRAWINGS, SCHEDULES AND SPECIFICATIONS. IN CASE OF CONFLICT BETWEEN ARCHITECTS AND CONSULTANTS DRAWINGS IN LOCATING STRUCTURAL ELEMENTS, MATERIALS, EQUIPMENT, THE ARCHITECT SHALL BE NOTIFIED FOR CLARIFICATION PRIOR TO PROCEEDING WITH CONSTRUCTION.

DO NOT SCALE DRAWINGS. WRITTEN DIMENSIONS GOVERN PARTITION LOCATIONS, DIMENSIONS AND TYPES. IN CASE OF CONFLICT, NOTIFY ARCHITECT OR WRITTEN CLARIFICATION PRIOR TO PROCEEDING WITH CONSTRUCTION.

**Legend**

**Consultants**

**Client**

A Mourched & G Mourched
ABN 94 935 668 270

**Architects**

tony owen ptnrs
Level 2
15-19 Gwen Street
Wagga Wagga NSW 2650
P 6932 9688 2600
F 6932 9688 2610
E info@tonyowen.com.au

Tony Owen Partners Architects Reg. No 7080

**Project**

Leppington

**Project address**
297 BRINGELLY ROAD,
LEPPINGTON NSW 2179

**Key plan**



**Scale**
As indicated

**Date**
19/06/26

**Drawing title**
SITE B - LEVEL 15

**Project no.** 1111 **Drawing no.** A143 **Rev.** A

**Drawn** TL

**Drawing status**
SSD SUBMISSION

17/06/2026 9:44:13 AM




# SITE B - LEVEL 16

| Rev. | Description | By | Date |
|---|---|---|---|
| A | SSD SUBMISSION | TOP | 19/06/26 |

**Disclaimer**

"THESE DRAWINGS ARE PRELIMINARY DRAWINGS AND ARE SUBJECT TO CHANGE WITHOUT NOTICE DURING THE COURSE OF THE PROPOSED DEVELOPMENT AND IN CONSULTATION WITH COUNCIL. SUBMISSION OF THE DRAWINGS DOES NOT CONSTITUTE A REPRESENTATION OR WARRANTY BY THE DEVELOPER OR ITS SERVANTS, AGENTS OR CONTRACTORS THAT THE DRAWINGS ARE FINAL NOR THAT THE PROPOSED DEVELOPMENT WILL TAKE PLACE IN ACCORDANCE WITH THESE DRAWINGS."

BEFORE CARRYING OUT ANY WORK ENSURE THAT THE DRAWINGS USED CARRY THE LATEST AMENDMENT No.

THESE DOCUMENTS AND ANY WORKS EXECUTED AS A RESULT OF THESE DOCUMENTS SHALL BE SUBJECT TO THE COPYRIGHT CONDITIONS SET OUT IN THE CONDITIONS OF ENGAGEMENT. ©

**Notes**

DRAWINGS MADE TO A LARGER SCALE AND THOSE SHOWING PARTICULAR DETAIL OF WORKS SHALL TAKE PRECEDENCE OVER DRAWINGS MADE TO A SMALLER SCALE AND FOR MORE GENERAL PURPOSES.

WHERE ANY DISCREPANCY EXISTS BETWEEN FIGURED AND SCALED DIMENSIONS, THE FIGURED DIMENSIONS SHALL PREVAIL.

BUILDER TO CHECK ALL SITE DIMENSIONS PRIOR TO FABRICATION OF FITMENTS.

ALL WORK SHOULD COMPLY WITH RELEVANT AUSTRALIAN STANDARDS AND BUILDING CODE OF AUSTRALIA (BCA).

ALL WORK SHALL CONFORM TO THE CONTRACT DOCUMENTS WHICH INCLUDE SPECIFICATIONS, THE DRAWINGS, ALL ADDENDUMS, FINISHES, SCHEDULES AND MODIFICATIONS ISSUED BY THE ARCHITECT.

THE GENERAL CONTRACTOR SHALL REVIEW ALL DOCUMENTS AND VERIFY ALL DIMENSIONS AND FIELD CONDITIONS AND SHALL CONFIRM THAT WORK IS BUILDABLE AS SHOWN. ANY CONFLICTS OR OMISSIONS, ETC., SHALL BE IMMEDIATELY REPORTED TO THE ARCHITECT FOR CLARIFICATION PRIOR TO THE PERFORMANCE OF ANY WORK IN QUESTION.

ALL THE CONSTRUCTION DRAWINGS SHALL BE READ IN CONJUNCTION W/ ALL CONSULTANTS AND CONTRACTOR DRAWINGS, SCHEDULES AND SPECIFICATIONS. IN CASE OF CONFLICT BETWEEN ARCHITECTS AND CONSULTANTS DRAWINGS IN LOCATING STRUCTURAL ELEMENTS, MATERIALS / EQUIPMENT, THE ARCHITECT SHALL BE NOTIFIED FOR CLARIFICATION PRIOR TO PROCEEDING WITH CONSTRUCTION.

DO NOT SCALE DRAWINGS. WRITTEN DIMENSIONS GOVERN PARTITION LOCATIONS, DIMENSIONS AND TYPES. IN CASE OF CONFLICT, NOTIFY ARCHITECT OR WRITTEN CLARIFICATION PRIOR TO PROCEEDING WITH CONSTRUCTION.

**Legend**

**Consultants**

**Client**

A Mourched & G Mourched
ABN 94 935 668 270

**Architects**

tony owen ptnrs
Level 2
12-16 Queen Street
Chippendale NSW 2008
P 0122 9698 2900
F 0122 9698 2918
E info@tonyowen.com.au

Tony Owen Partners Architects Reg. No 7080

**Project**

Leppington

**Project address**

297 BRINGELLY ROAD,
LEPPINGTON NSW 2179

**Key plan**



| Scale | Date |
|---|---|
| As indicated | 19/06/26 |

**Drawing title**
SITE B - LEVEL 16

| Project no. | Drawing no. | Rev. |
|---|---|---|
| 1111 | A144 | A |

Drawn TL

**Drawing status**
SSD SUBMISSION

17/06/2026 9:44:19 AM

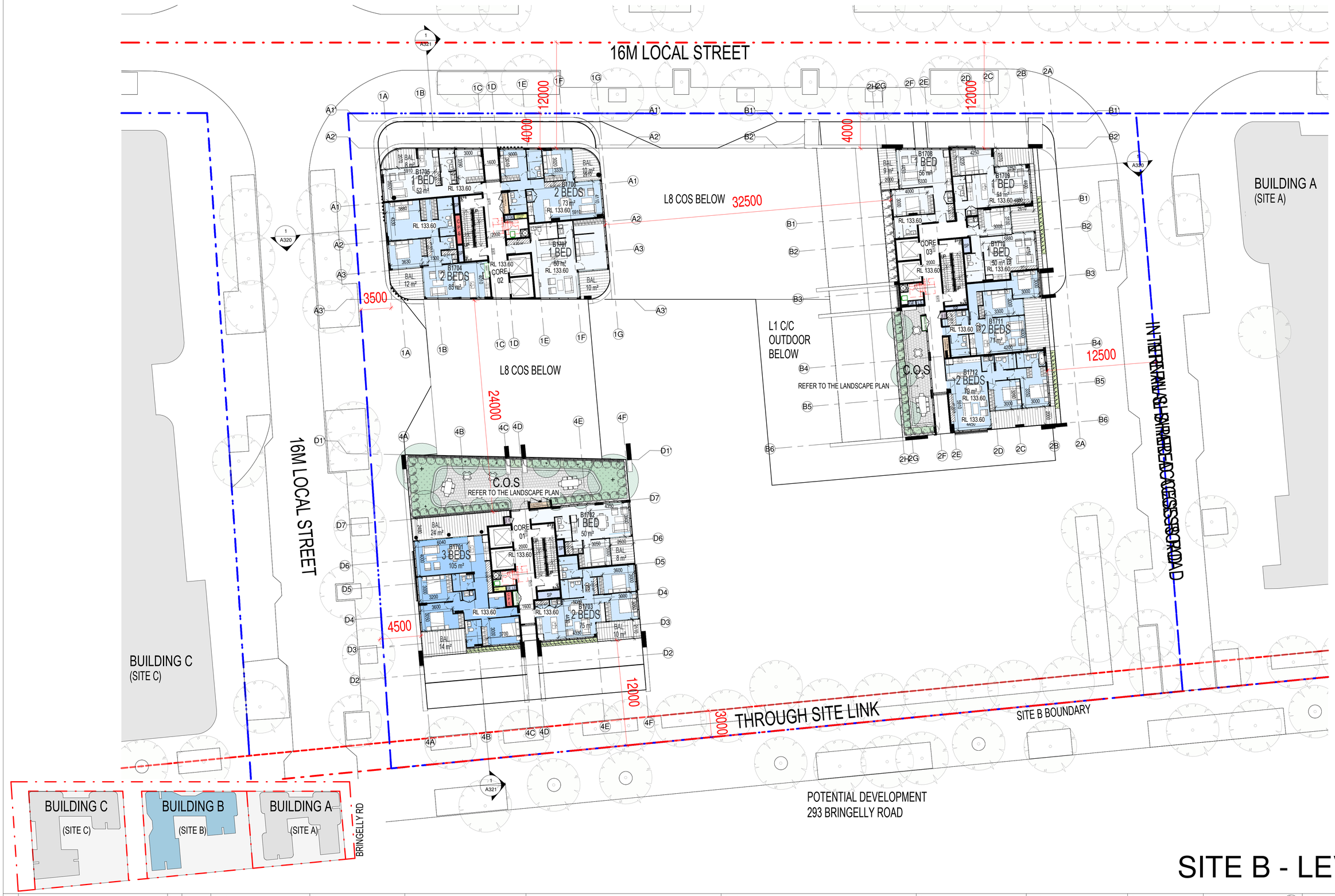


# SITE B - LEVEL 17

| Rev. | Description | By | Date |
|---|---|---|---|
| A | SSD SUBMISSION | TOP | 19/06/26 |

**Disclaimer**

"THESE DRAWINGS ARE PRELIMINARY DRAWINGS AND ARE SUBJECT TO CHANGE WITHOUT NOTICE DURING THE COURSE OF THE PROPOSED DEVELOPMENT AND IN CONSULTATION WITH COUNCIL. SUBMISSION OF THE DRAWINGS DOES NOT CONSTITUTE A REPRESENTATION OR WARRANTY BY THE DEVELOPER OR ITS SERVANTS, AGENTS OR CONTRACTORS THAT THE DRAWINGS ARE FINAL NOR THAT THE PROPOSED DEVELOPMENT WILL TAKE PLACE IN ACCORDANCE WITH THESE DRAWINGS."

BEFORE CARRYING OUT ANY WORK ENSURE THAT THE DRAWINGS USED CARRY THE LATEST AMENDMENT No.

THESE DOCUMENTS AND ANY WORKS EXECUTED AS A RESULT OF THESE DOCUMENTS SHALL BE SUBJECT TO THE COPYRIGHT CONDITIONS SET OUT IN THE CONDITIONS OF ENGAGEMENT. ©

**Notes**

DRAWINGS MADE TO A LARGER SCALE AND THOSE SHOWING PARTICULAR DETAIL OF WORKS SHALL TAKE PRECEDENCE OVER DRAWINGS MADE TO A SMALLER SCALE AND FOR MORE GENERAL PURPOSES.

WHERE ANY DISCREPANCY EXISTS BETWEEN FIGURED AND SCALED DIMENSIONS, THE FIGURED DIMENSIONS SHALL PREVAIL.

BUILDER TO CHECK ALL SITE DIMENSIONS PRIOR TO FABRICATION OF FITMENTS.

ALL WORK SHOULD COMPLY WITH RELEVANT AUSTRALIAN STANDARDS AND BUILDING CODE OF AUSTRALIA (BCA).

ALL WORK SHALL CONFORM TO THE CONTRACT DOCUMENTS WHICH INCLUDE SPECIFICATIONS, THE DRAWINGS, ALL ADDENDUMS, FINISHES, SCHEDULES AND MODIFICATIONS ISSUED BY THE ARCHITECT.

THE GENERAL CONTRACTOR SHALL REVIEW ALL DOCUMENTS AND VERIFY ALL DIMENSIONS AND FIELD CONDITIONS AND SHALL CONFIRM THAT WORK IS BUILDABLE AS SHOWN. ANY CONFLICTS OR OMISSIONS, ETC., SHALL BE IMMEDIATELY REPORTED TO THE ARCHITECT FOR CLARIFICATION PRIOR TO THE PERFORMANCE OF ANY WORK IN QUESTION.

ALL THE CONSTRUCTION DRAWINGS SHALL BE READ IN CONJUNCTION W/ ALL CONSULTANTS AND CONTRACTOR DRAWINGS, SCHEDULES AND SPECIFICATIONS. IN CASE OF CONFLICT BETWEEN ARCHITECTS AND CONSULTANTS DRAWINGS IN LOCATING STRUCTURAL ELEMENTS, MATERIALS / EQUIPMENT, THE ARCHITECT SHALL BE NOTIFIED FOR CLARIFICATION PRIOR TO PROCEEDING WITH CONSTRUCTION.

DO NOT SCALE DRAWINGS. WRITTEN DIMENSIONS GOVERN PARTITION LOCATIONS, DIMENSIONS AND TYPES. IN CASE OF CONFLICT, NOTIFY ARCHITECT OR WRITTEN CLARIFICATION PRIOR TO PROCEEDING WITH CONSTRUCTION.

**Legend**

**Consultants**

**Client**

A Mourched & G Mourched
ABN 94 935 668 270

**Architects**

tony owen ptnrs
Level 2
13-16 Queen Street
Chippendale NSW 2008
P 0122 9698 2900
F 0122 9698 3018
E info@tonyowen.com.au
Tony Owen Partners Architects Reg. No 7080

**Project**

Leppington

**Project address**

297 BRINGELLY ROAD,
LEPPINGTON NSW 2179

**Key plan**



**Scale** As indicated

**Date** 19/06/26

**Drawing title** SITE B - LEVEL 17

**Project no.** 1111 **Drawing no.** A145 **Rev.** A

**Drawn** TL

**Drawing status** SSD SUBMISSION

17/06/2026 9:44:24 AM

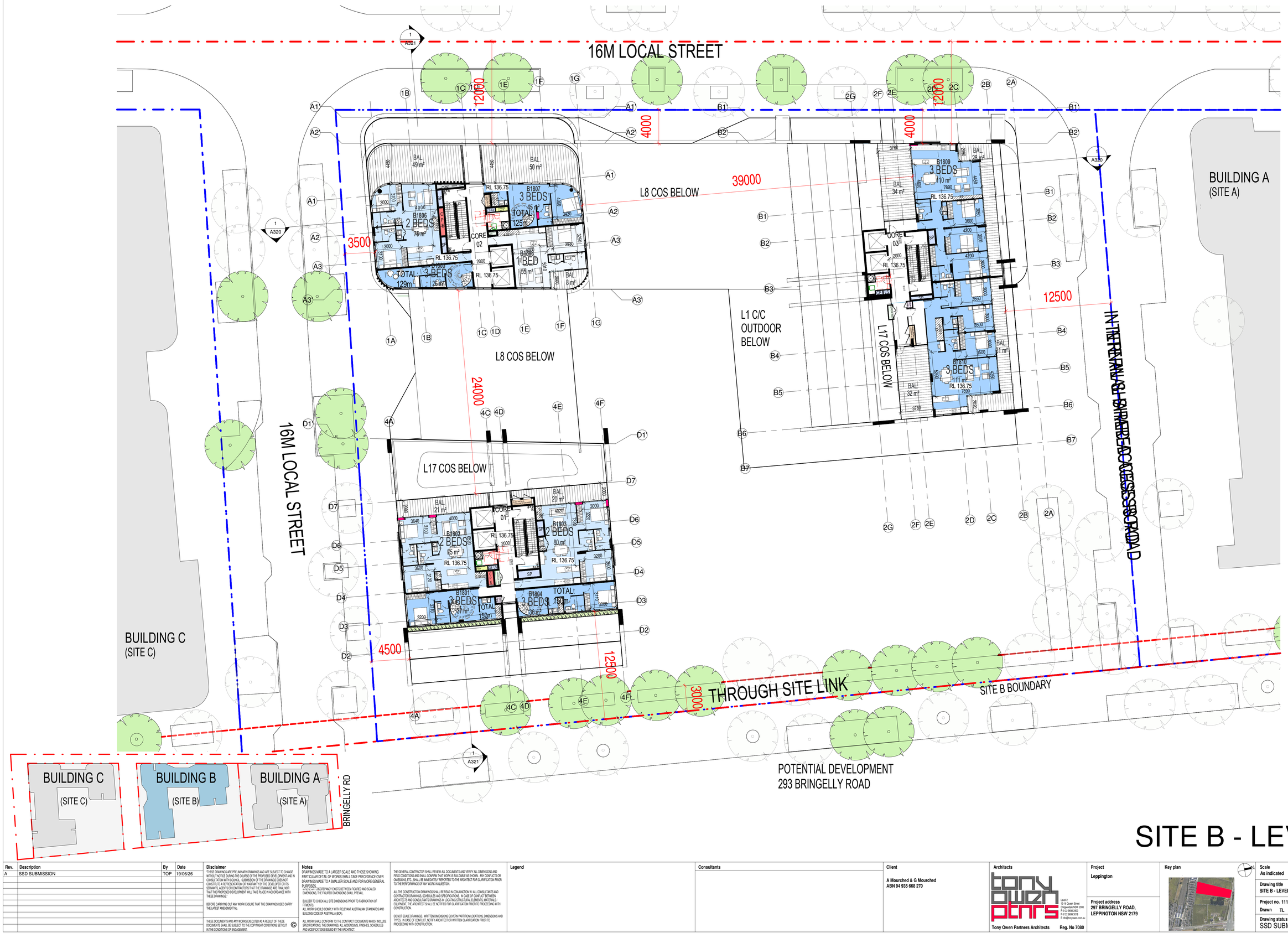


# SITE B - LEVEL 18

| Rev. | Description | By | Date |
|---|---|---|---|
| A | SSD SUBMISSION | TOP | 19/06/26 |

**Disclaimer**

THESE DRAWINGS ARE PRELIMINARY DRAWINGS AND ARE SUBJECT TO CHANGE WITHOUT NOTICE DURING THE COURSE OF THE PROPOSED DEVELOPMENT AND IN CONSULTATION WITH COUNCIL. SUBMISSION OF THE DRAWINGS DOES NOT CONSTITUTE A REPRESENTATION OR WARRANTY BY THE DEVELOPER OR ITS SERVANTS, AGENTS OR CONTRACTORS THAT THE DRAWINGS ARE FINAL NOR THAT THE PROPOSED DEVELOPMENT WILL TAKE PLACE IN ACCORDANCE WITH THESE DRAWINGS.

BEFORE CARRYING OUT ANY WORK ENSURE THAT THE DRAWINGS USED CARRY THE LATEST AMENDMENT No.

THESE DOCUMENTS AND ANY WORKS EXECUTED AS A RESULT OF THESE DOCUMENTS SHALL BE SUBJECT TO THE COPYRIGHT CONDITIONS SET OUT IN THE CONDITIONS OF ENGAGEMENT. ©

**Notes**

DRAWINGS MADE TO A LARGER SCALE AND THOSE SHOWING PARTICULAR DETAIL OF WORKS SHALL TAKE PRECEDENCE OVER DRAWINGS MADE TO A SMALLER SCALE AND FOR MORE GENERAL PURPOSES.
WHERE ANY DISCREPANCY EXISTS BETWEEN FIGURED AND SCALED DIMENSIONS, THE FIGURED DIMENSIONS SHALL PREVAIL.

BUILDER TO CHECK ALL SITE DIMENSIONS PRIOR TO FABRICATION OF FITMENTS.
ALL WORK SHOULD COMPLY WITH RELEVANT AUSTRALIAN STANDARDS AND BUILDING CODE OF AUSTRALIA (BCA).

ALL WORK SHALL CONFORM TO THE CONTRACT DOCUMENTS WHICH INCLUDE SPECIFICATIONS, THE DRAWINGS, ALL ADDENDUMS, FINISHES, SCHEDULES AND MODIFICATIONS ISSUED BY THE ARCHITECT.

THE GENERAL CONTRACTOR SHALL REVIEW ALL DOCUMENTS AND VERIFY ALL DIMENSIONS AND FIELD CONDITIONS AND SHALL CONFIRM THAT WORK IS BUILDABLE AS SHOWN. ANY CONFLICTS OR OMISSIONS, ETC., SHALL BE IMMEDIATELY REPORTED TO THE ARCHITECT FOR CLARIFICATION PRIOR TO THE PERFORMANCE OF ANY WORK IN QUESTION.

ALL THE CONSTRUCTION DRAWINGS SHALL BE READ IN CONJUNCTION W/ ALL CONSULTANTS AND CONTRACTOR DRAWINGS, SCHEDULES AND SPECIFICATIONS. IN CASE OF CONFLICT BETWEEN ARCHITECTS AND CONSULTANTS DRAWINGS IN LOCATING STRUCTURAL ELEMENTS, MATERIALS / EQUIPMENT, THE ARCHITECT SHALL BE NOTIFIED FOR CLARIFICATION PRIOR TO PROCEEDING WITH CONSTRUCTION.

DO NOT SCALE DRAWINGS. WRITTEN DIMENSIONS GOVERN PARTITION LOCATIONS, DIMENSIONS AND TYPES. IN CASE OF CONFLICT, NOTIFY ARCHITECT OR WRITTEN CLARIFICATION PRIOR TO PROCEEDING WITH CONSTRUCTION.

**Legend**

**Consultants**

**Client**

A Mourched & G Mourched
ABN 94 935 668 270

**Architects**

tony owen ptnrs
Level 2
15-16 Queen Street
Chippendale NSW 2008
P 9122 9698 2900
F 9122 9698 2918
E info@tonyowen.com.au
Tony Owen Partners Architects Reg. No 7080

**Project**

Leppington

**Project address**
297 BRINGELLY ROAD,
LEPPINGTON NSW 2179

**Key plan**



**Scale**
As indicated

**Date**
19/06/26

**Drawing title**
SITE B - LEVEL 18

**Project no.** 1111 **Drawing no.** **Rev.**
**Drawn** TL A146 A

**Drawing status**
SSD SUBMISSION

17/06/2026 9:44:30 AM

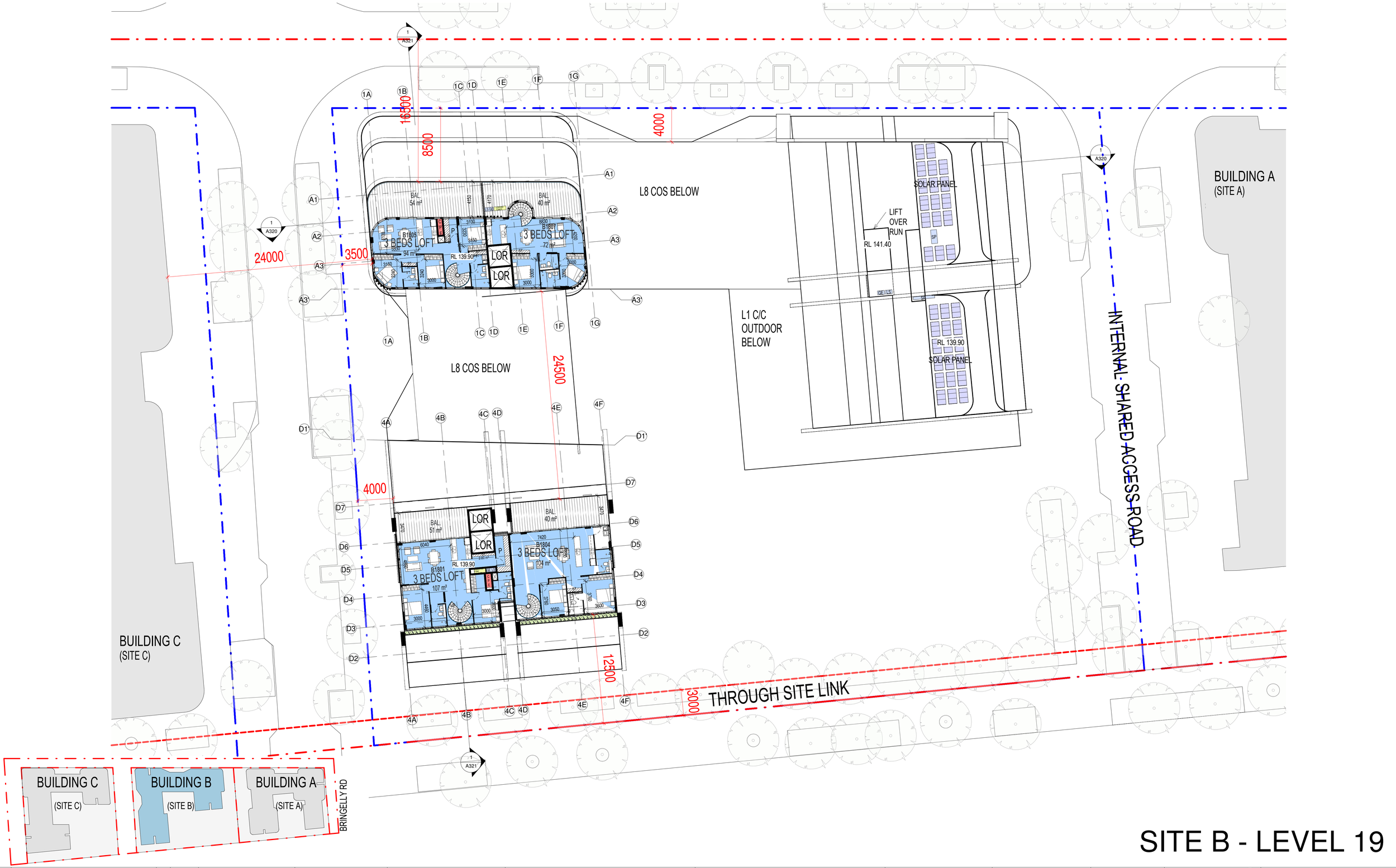


# SITE B - LEVEL 19

| Rev. | Description | By | Date |
|---|---|---|---|
| A | SSD SUBMISSION | TOP | 19/06/26 |

**Disclaimer**

THESE DRAWINGS ARE PRELIMINARY DRAWINGS AND ARE SUBJECT TO CHANGE WITHOUT NOTICE DURING THE COURSE OF THE PROPOSED DEVELOPMENT AND IN CONSULTATION WITH COUNCIL. SUBMISSION OF THE DRAWINGS DOES NOT CONSTITUTE A REPRESENTATION OR WARRANTY BY THE DEVELOPER OR ITS SERVANTS, AGENTS OR CONTRACTORS THAT THE DRAWINGS ARE FINAL NOR THAT THE PROPOSED DEVELOPMENT WILL TAKE PLACE IN ACCORDANCE WITH THESE DRAWINGS.

BEFORE CARRYING OUT ANY WORK ENSURE THAT THE DRAWINGS USED CARRY THE LATEST AMENDMENT No.

THESE DOCUMENTS AND ANY WORKS EXECUTED AS A RESULT OF THESE DOCUMENTS SHALL BE SUBJECT TO THE COPYRIGHT CONDITIONS SET OUT IN THE CONDITIONS OF ENGAGEMENT. ©

**Notes**

DRAWINGS MADE TO A LARGER SCALE AND THOSE SHOWING PARTICULAR DETAIL OF WORKS SHALL TAKE PRECEDENCE OVER DRAWINGS MADE TO A SMALLER SCALE AND FOR MORE GENERAL PURPOSES.

WHERE ANY DISCREPANCY EXISTS BETWEEN FIGURED AND SCALED DIMENSIONS, THE FIGURED DIMENSIONS SHALL PREVAIL.

BUILDER TO CHECK ALL SITE DIMENSIONS PRIOR TO FABRICATION OF FITMENTS.

ALL WORK SHOULD COMPLY WITH RELEVANT AUSTRALIAN STANDARDS AND BUILDING CODE OF AUSTRALIA (BCA).

ALL WORK SHALL CONFORM TO THE CONTRACT DOCUMENTS WHICH INCLUDE SPECIFICATIONS, THE DRAWINGS, ALL ADDENDUMS, FINISHES, SCHEDULES AND MODIFICATIONS ISSUED BY THE ARCHITECT.

THE GENERAL CONTRACTOR SHALL REVIEW ALL DOCUMENTS AND VERIFY ALL DIMENSIONS AND FIELD CONDITIONS AND SHALL CONFIRM THAT WORK IS BUILDABLE AS SHOWN. ANY CONFLICTS OR OMISSIONS, ETC., SHALL BE IMMEDIATELY REPORTED TO THE ARCHITECT FOR CLARIFICATION PRIOR TO THE PERFORMANCE OF ANY WORK IN QUESTION.

ALL THE CONSTRUCTION DRAWINGS SHALL BE READ IN CONJUNCTION W/ ALL CONSULTANTS AND CONTRACTOR DRAWINGS, SCHEDULES AND SPECIFICATIONS. IN CASE OF CONFLICT BETWEEN ARCHITECTS AND CONSULTANTS DRAWINGS IN LOCATING STRUCTURAL ELEMENTS, MATERIALS / EQUIPMENT, THE ARCHITECT SHALL BE NOTIFIED FOR CLARIFICATION PRIOR TO PROCEEDING WITH CONSTRUCTION.

DO NOT SCALE DRAWINGS. WRITTEN DIMENSIONS GOVERN PARTITION LOCATIONS, DIMENSIONS AND TYPES. IN CASE OF CONFLICT, NOTIFY ARCHITECT OR WRITTEN CLARIFICATION PRIOR TO PROCEEDING WITH CONSTRUCTION.

**Legend**

**Consultants**

**Client**

A Mourched & G Mourched
ABN 94 935 668 270

**Architects**

tony owen ptnrs

Level 2
15-19 Queen Street
Chippendale NSW 2008
P 8122 9696 2900
F 8122 9698 2018
E info@tonyowen.com.au

Tony Owen Partners Architects Reg. No 7080

**Project**

Leppington

**Project address**
297 BRINGELLY ROAD,
LEPPINGTON NSW 2179

**Key plan**



| Scale | Date |
|---|---|
| As indicated | 19/06/26 |

**Drawing title**
SITE B - LEVEL 19

| Project no. | Drawing no. | Rev. |
|---|---|---|
| 1111 | A147 | A |

Drawn TL

**Drawing status**
SSD SUBMISSION

17/06/2026 9:44:36 AM

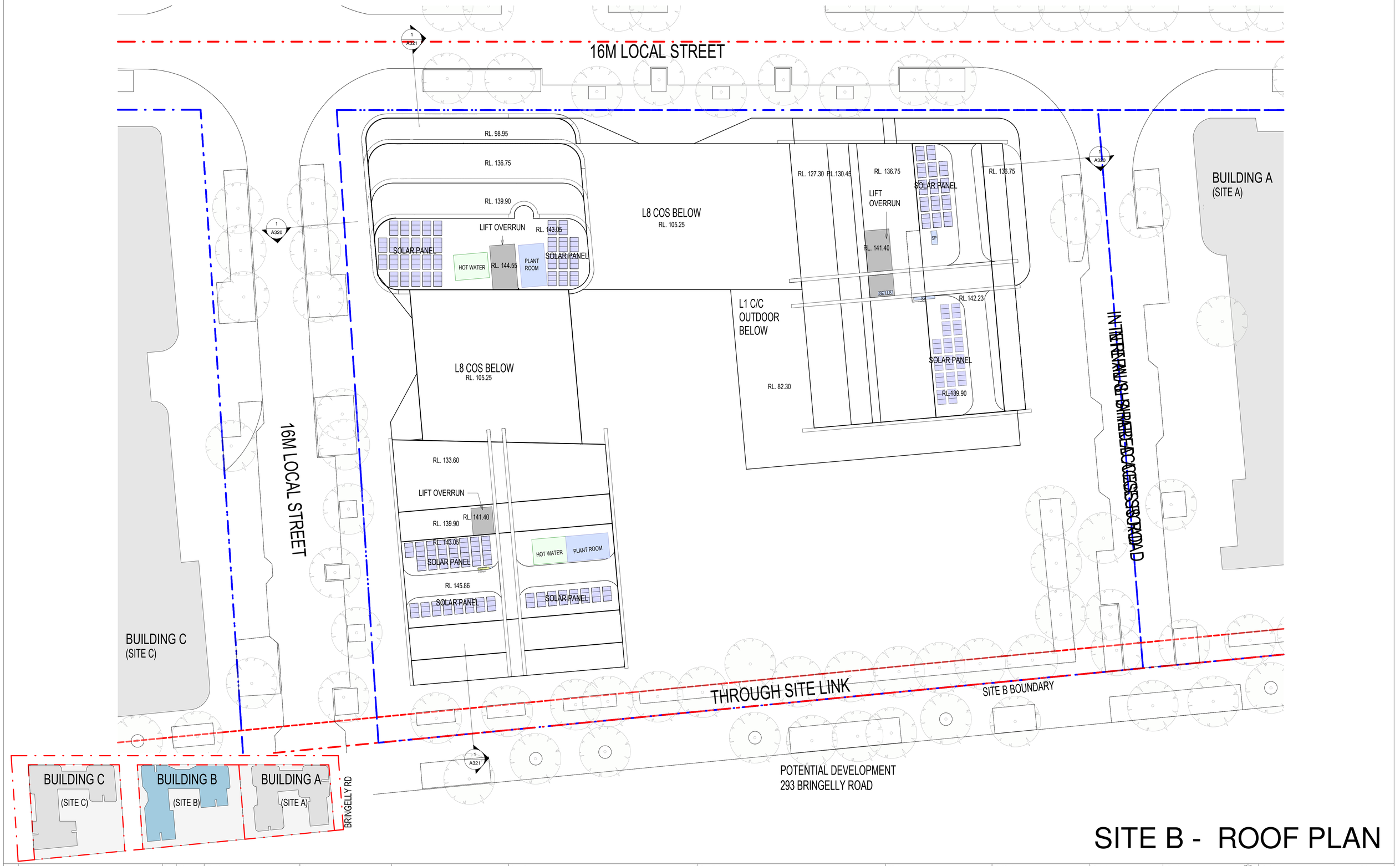


# SITE B - ROOF PLAN

| Rev. | Description | By | Date |
|---|---|---|---|
| A | SSD SUBMISSION | TOP | 19/06/26 |

**Disclaimer**

THESE DRAWINGS ARE PRELIMINARY DRAWINGS AND ARE SUBJECT TO CHANGE WITHOUT NOTICE DURING THE COURSE OF THE PROPOSED DEVELOPMENT AND IN CONSULTATION WITH COUNCIL. SUBMISSION OF THE DRAWINGS DOES NOT CONSTITUTE A REPRESENTATION OR WARRANTY BY THE DEVELOPER OR ITS SERVANTS, AGENTS OR CONTRACTORS THAT THE DRAWINGS ARE FINAL NOR THAT THE PROPOSED DEVELOPMENT WILL TAKE PLACE IN ACCORDANCE WITH THESE DRAWINGS.

BEFORE CARRYING OUT ANY WORK ENSURE THAT THE DRAWINGS USED CARRY THE LATEST AMENDMENT No.

© THESE DOCUMENTS AND ANY WORKS EXECUTED AS A RESULT OF THESE DOCUMENTS SHALL BE SUBJECT TO THE COPYRIGHT CONDITIONS SET OUT IN THE CONDITIONS OF ENGAGEMENT.

**Notes**

DRAWINGS MADE TO A LARGER SCALE AND THOSE SHOWING PARTICULAR DETAIL OF WORKS SHALL TAKE PRECEDENCE OVER DRAWINGS MADE TO A SMALLER SCALE AND FOR MORE GENERAL PURPOSES.
WHERE ANY DISCREPANCY EXISTS BETWEEN FIGURED AND SCALED DIMENSIONS, THE FIGURED DIMENSIONS SHALL PREVAIL.

BUILDER TO CHECK ALL SITE DIMENSIONS PRIOR TO FABRICATION OF FITMENTS.
ALL WORK SHOULD COMPLY WITH RELEVANT AUSTRALIAN STANDARDS AND BUILDING CODE OF AUSTRALIA (BCA).

ALL WORK SHALL CONFORM TO THE CONTRACT DOCUMENTS WHICH INCLUDE SPECIFICATIONS, THE DRAWINGS, ALL ADDENDUMS, FINISHES, SCHEDULES AND MODIFICATIONS ISSUED BY THE ARCHITECT.

THE GENERAL CONTRACTOR SHALL REVIEW ALL DOCUMENTS AND VERIFY ALL DIMENSIONS AND FIELD CONDITIONS AND SHALL CONFIRM THAT WORK IS BUILDABLE AS SHOWN. ANY CONFLICTS OR OMISSIONS, ETC., SHALL BE IMMEDIATELY REPORTED TO THE ARCHITECT FOR CLARIFICATION PRIOR TO THE PERFORMANCE OF ANY WORK IN QUESTION.

ALL THE CONSTRUCTION DRAWINGS SHALL BE READ IN CONJUNCTION W/ ALL CONSULTANTS AND CONTRACTOR DRAWINGS, SCHEDULES AND SPECIFICATIONS. IN CASE OF CONFLICT BETWEEN ARCHITECTS AND CONSULTANTS DRAWINGS IN LOCATING STRUCTURAL ELEMENTS, MATERIALS / EQUIPMENT, THE ARCHITECT SHALL BE NOTIFIED FOR CLARIFICATION PRIOR TO PROCEEDING WITH CONSTRUCTION.

DO NOT SCALE DRAWINGS. WRITTEN DIMENSIONS GOVERN PARTITION LOCATIONS, DIMENSIONS AND TYPES. IN CASE OF CONFLICT, NOTIFY ARCHITECT OR WRITTEN CLARIFICATION PRIOR TO PROCEEDING WITH CONSTRUCTION.

**Legend**

**Consultants**

**Client**

A Mourched & G Mourched
ABN 94 935 668 270

**Architects**

tony owen ptnrs
Tony Owen Partners Architects Reg. No 7080
Level 2
15-19 Queen Street
Chippendale NSW 2008
P 8122 9698 2900
F 8122 9698 2918
E info@tonyowen.com.au

**Project**

Leppington

**Project address**
297 BRINGELLY ROAD,
LEPPINGTON NSW 2179

**Key plan**



| Scale | Date |
|---|---|
| As indicated | 19/06/26 |

**Drawing title**
SITE B - ROOF PLAN

| Project no. 1111 | Drawing no. | Rev. |
|---|---|---|
| Drawn TL | A148 | A |

**Drawing status**
SSD SUBMISSION

17/06/2026 9:44:39 AM

# SITE B




SITE B

| Rev. | Description | By | Date |
|---|---|---|---|
| A | SSD SUBMISSION | TOP | 19/06/26 |

**Disclaimer**

"THESE DRAWINGS ARE PRELIMINARY DRAWINGS AND ARE SUBJECT TO CHANGE WITHOUT NOTICE DURING THE COURSE OF THE PROPOSED DEVELOPMENT AND IN CONSULTATION WITH COUNCIL. SUBMISSION OF THE DRAWINGS DOES NOT CONSTITUTE A REPRESENTATION OR WARRANTY BY THE DEVELOPER OR ITS SERVANTS, AGENTS OR CONTRACTORS THAT THE DRAWINGS ARE FINAL NOR THAT THE PROPOSED DEVELOPMENT WILL TAKE PLACE IN ACCORDANCE WITH THESE DRAWINGS."

BEFORE CARRYING OUT ANY WORK ENSURE THAT THE DRAWINGS USED CARRY THE LATEST AMENDMENT No.

THESE DOCUMENTS AND ANY WORKS EXECUTED AS A RESULT OF THESE DOCUMENTS SHALL BE SUBJECT TO THE COPYRIGHT CONDITIONS SET OUT IN THE CONDITIONS OF ENGAGEMENT. ©

**Notes**

DRAWINGS MADE TO A LARGER SCALE AND THOSE SHOWING PARTICULAR DETAIL OF WORKS SHALL TAKE PRECEDENCE OVER DRAWINGS MADE TO A SMALLER SCALE AND FOR MORE GENERAL PURPOSES.
WHERE ANY DISCREPANCY EXISTS BETWEEN FIGURED AND SCALED DIMENSIONS, THE FIGURED DIMENSIONS SHALL PREVAIL.

BUILDER TO CHECK ALL SITE DIMENSIONS PRIOR TO FABRICATION OF FITMENTS.
ALL WORK SHOULD COMPLY WITH RELEVANT AUSTRALIAN STANDARDS AND BUILDING CODE OF AUSTRALIA (BCA).

ALL WORK SHALL CONFORM TO THE CONTRACT DOCUMENTS WHICH INCLUDE SPECIFICATIONS, THE DRAWINGS, ALL ADDENDUMS, FINISHES, SCHEDULES AND MODIFICATIONS ISSUED BY THE ARCHITECT.

THE GENERAL CONTRACTOR SHALL REVIEW ALL DOCUMENTS AND VERIFY ALL DIMENSIONS AND FIELD CONDITIONS AND SHALL CONFIRM THAT WORK IS BUILDABLE AS SHOWN. ANY CONFLICTS OR OMISSIONS, ETC., SHALL BE IMMEDIATELY REPORTED TO THE ARCHITECT FOR CLARIFICATION PRIOR TO THE PERFORMANCE OF ANY WORK IN QUESTION.

ALL THE CONSTRUCTION DRAWINGS SHALL BE READ IN CONJUNCTION W/ ALL CONSULTANTS AND CONTRACTOR DRAWINGS, SCHEDULES AND SPECIFICATIONS. IN CASE OF CONFLICT BETWEEN ARCHITECTS AND CONSULTANTS DRAWINGS IN LOCATING STRUCTURAL ELEMENTS, MATERIALS / EQUIPMENT, THE ARCHITECT SHALL BE NOTIFIED FOR CLARIFICATION PRIOR TO PROCEEDING WITH CONSTRUCTION.

DO NOT SCALE DRAWINGS. WRITTEN DIMENSIONS GOVERN PARTITION LOCATIONS, DIMENSIONS AND TYPES. IN CASE OF CONFLICT, NOTIFY ARCHITECT OR WRITTEN CLARIFICATION PRIOR TO PROCEEDING WITH CONSTRUCTION.

**Legend**

**Consultants**

**Client**

A Mourched & G Mourched
ABN 94 935 668 270

**Architects**

tony owen ptnrs
Tony Owen Partners Architects Reg. No 7080
Level 2
12-16 Queen Street
Chippendale NSW 2008
P 8122 9698 2900
F 8122 9698 3018
E info@tonyowen.com.au

**Project**

Leppington

**Project address**
297 BRINGELLY ROAD,
LEPPINGTON NSW 2179

**Key plan**



**Scale** — **Date** 19/06/26

**Drawing title**
SITE B

**Project no.** 1111 **Drawing no.** A130 **Rev.** A

**Drawn** TL

**Drawing status**
SSD SUBMISSION

17/06/2026 9:43:16 AM

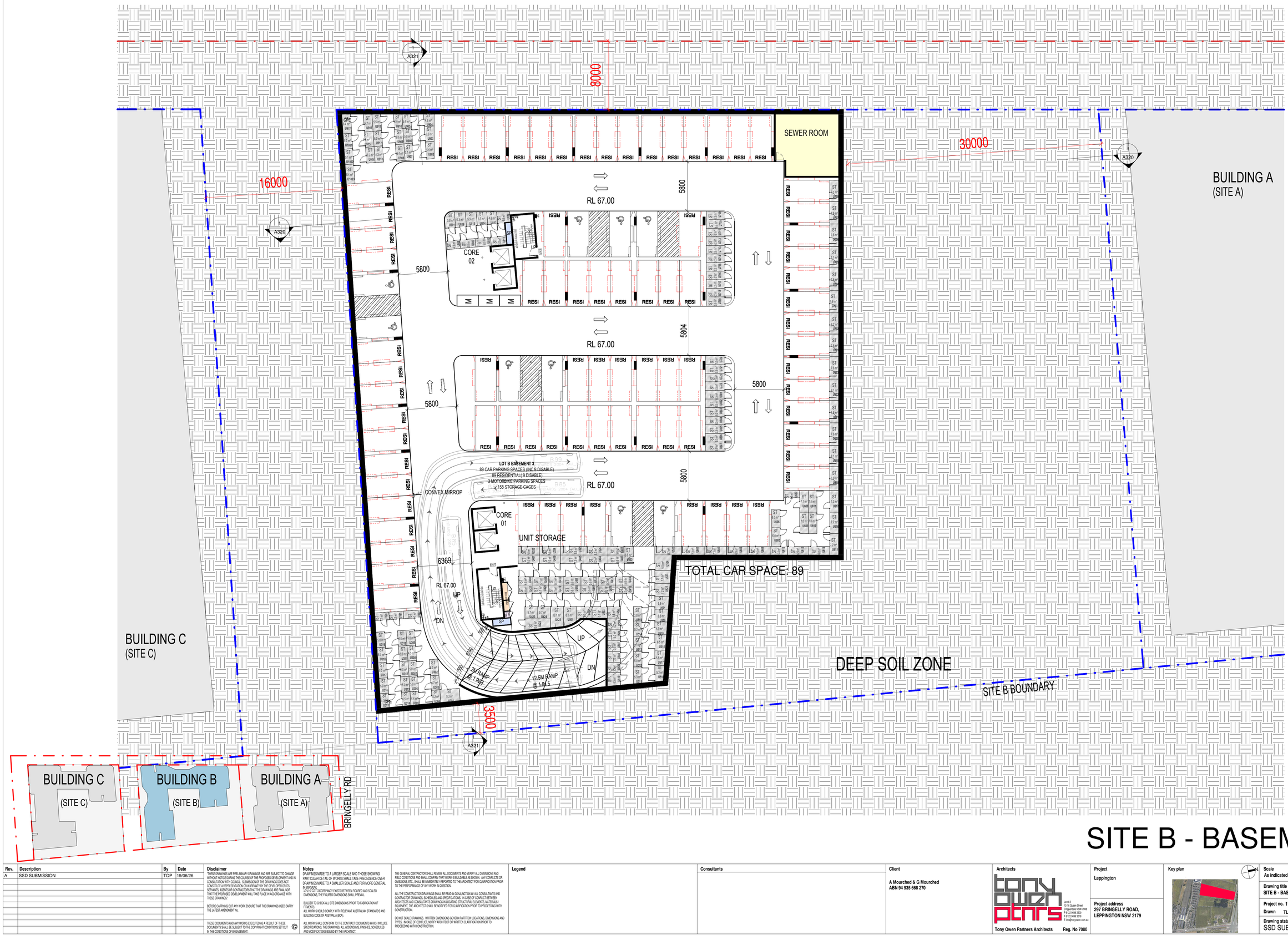


# SITE B - BASEMENT 3

| Rev. | Description | By | Date |
|---|---|---|---|
| A | SSD SUBMISSION | TOP | 19/06/26 |

**Disclaimer**

THESE DRAWINGS ARE PRELIMINARY DRAWINGS AND ARE SUBJECT TO CHANGE WITHOUT NOTICE DURING THE COURSE OF THE PROPOSED DEVELOPMENT AND IN CONSULTATION WITH COUNCIL. SUBMISSION OF THE DRAWINGS DOES NOT CONSTITUTE A REPRESENTATION OR WARRANTY BY THE DEVELOPER OR ITS SERVANTS, AGENTS OR CONTRACTORS THAT THE DRAWINGS ARE FINAL NOR THAT THE PROPOSED DEVELOPMENT WILL TAKE PLACE IN ACCORDANCE WITH THESE DRAWINGS.

BEFORE CARRYING OUT ANY WORK ENSURE THAT THE DRAWINGS USED CARRY THE LATEST AMENDMENT No.

THESE DOCUMENTS AND ANY WORKS EXECUTED AS A RESULT OF THESE DOCUMENTS SHALL BE SUBJECT TO THE COPYRIGHT CONDITIONS SET OUT IN THE CONDITIONS OF ENGAGEMENT. ©

**Notes**

DRAWINGS MADE TO A LARGER SCALE AND THOSE SHOWING PARTICULAR DETAIL OF WORKS SHALL TAKE PRECEDENCE OVER DRAWINGS MADE TO A SMALLER SCALE AND FOR MORE GENERAL PURPOSES.
WHERE ANY DISCREPANCY EXISTS BETWEEN FIGURED AND SCALED DIMENSIONS, THE FIGURED DIMENSIONS SHALL PREVAIL.

BUILDER TO CHECK ALL SITE DIMENSIONS PRIOR TO FABRICATION OF FITMENTS.
ALL WORK SHOULD COMPLY WITH RELEVANT AUSTRALIAN STANDARDS AND BUILDING CODE OF AUSTRALIA (BCA).

ALL WORK SHALL CONFORM TO THE CONTRACT DOCUMENTS WHICH INCLUDE SPECIFICATIONS, THE DRAWINGS, ALL ADDENDUMS, FINISHES, SCHEDULES AND MODIFICATIONS ISSUED BY THE ARCHITECT.

THE GENERAL CONTRACTOR SHALL REVIEW ALL DOCUMENTS AND VERIFY ALL DIMENSIONS AND FIELD CONDITIONS AND SHALL CONFIRM THAT WORK IS BUILDABLE AS SHOWN. ANY CONFLICTS OR OMISSIONS, ETC., SHALL BE IMMEDIATELY REPORTED TO THE ARCHITECT FOR CLARIFICATION PRIOR TO THE PERFORMANCE OF ANY WORK IN QUESTION.

ALL THE CONSTRUCTION DRAWINGS SHALL BE READ IN CONJUNCTION W/ ALL CONSULTANTS AND CONTRACTOR DRAWINGS, SCHEDULES AND SPECIFICATIONS. IN CASE OF CONFLICT BETWEEN ARCHITECTS AND CONSULTANTS DRAWINGS IN LOCATING STRUCTURAL ELEMENTS, MATERIALS / EQUIPMENT, THE ARCHITECT SHALL BE NOTIFIED FOR CLARIFICATION PRIOR TO PROCEEDING WITH CONSTRUCTION.

DO NOT SCALE DRAWINGS. WRITTEN DIMENSIONS GOVERN PARTITION LOCATIONS, DIMENSIONS AND TYPES. IN CASE OF CONFLICT, NOTIFY ARCHITECT OR WRITTEN CLARIFICATION PRIOR TO PROCEEDING WITH CONSTRUCTION.

**Legend**

**Consultants**

**Client**

A Mourched & G Mourched
ABN 94 935 668 270

**Architects**

tony owen ptnrs
Level 2
15-19 Queen Street
Chippendale NSW 2008
P 9122 9698 2900
F 9122 9698 2918
E info@tonyowen.com.au

Tony Owen Partners Architects Reg. No 7080

**Project**

Leppington

**Project address**
297 BRINGELLY ROAD,
LEPPINGTON NSW 2179

**Key plan**



**Scale**
As indicated

**Date**
19/06/26

**Drawing title**
SITE B - BASEMENT 3

**Project no.** 1111 **Drawing no.** A131 **Rev.** A

**Drawn** TL

**Drawing status**
SSD SUBMISSION

17/06/2026 9:43:19 AM

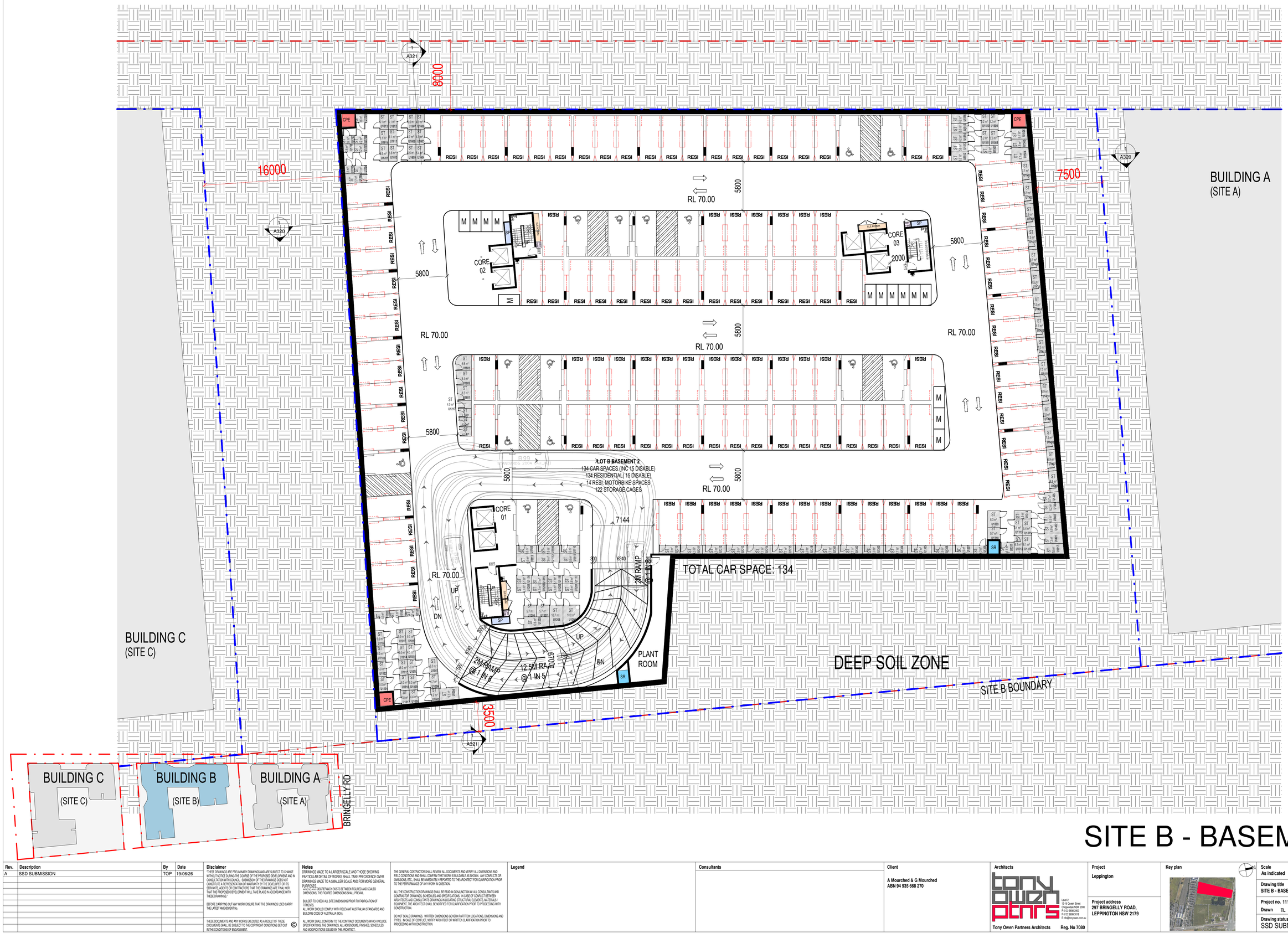


# SITE B - BASEMENT 2

| Rev. | Description | By | Date |
|---|---|---|---|
| A | SSD SUBMISSION | TOP | 19/06/26 |

**Disclaimer**

THESE DRAWINGS ARE PRELIMINARY DRAWINGS AND ARE SUBJECT TO CHANGE WITHOUT NOTICE DURING THE COURSE OF THE PROPOSED DEVELOPMENT AND IN CONSULTATION WITH COUNCIL. SUBMISSION OF THE DRAWINGS DOES NOT CONSTITUTE A REPRESENTATION OR WARRANTY BY THE DEVELOPER OR ITS SERVANTS, AGENTS OR CONTRACTORS THAT THE DRAWINGS ARE FINAL NOR THAT THE PROPOSED DEVELOPMENT WILL TAKE PLACE IN ACCORDANCE WITH THESE DRAWINGS.

BEFORE CARRYING OUT ANY WORK ENSURE THAT THE DRAWINGS USED CARRY THE LATEST AMENDMENT No.

THESE DOCUMENTS AND ANY WORKS EXECUTED AS A RESULT OF THESE DOCUMENTS SHALL BE SUBJECT TO THE COPYRIGHT CONDITIONS SET OUT IN THE CONDITIONS OF ENGAGEMENT. ©

**Notes**

DRAWINGS MADE TO A LARGER SCALE AND THOSE SHOWING PARTICULAR DETAIL OF WORKS SHALL TAKE PRECEDENCE OVER DRAWINGS MADE TO A SMALLER SCALE AND FOR MORE GENERAL PURPOSES.
WHERE ANY DISCREPANCY EXISTS BETWEEN FIGURED AND SCALED DIMENSIONS, THE FIGURED DIMENSIONS SHALL PREVAIL.

BUILDER TO CHECK ALL SITE DIMENSIONS PRIOR TO FABRICATION OF FITMENTS.
ALL WORK SHOULD COMPLY WITH RELEVANT AUSTRALIAN STANDARDS AND BUILDING CODE OF AUSTRALIA (BCA).

ALL WORK SHALL CONFORM TO THE CONTRACT DOCUMENTS WHICH INCLUDE SPECIFICATIONS, THE DRAWINGS, ALL ADDENDUMS, FINISHES, SCHEDULES AND MODIFICATIONS ISSUED BY THE ARCHITECT.

THE GENERAL CONTRACTOR SHALL REVIEW ALL DOCUMENTS AND VERIFY ALL DIMENSIONS AND FIELD CONDITIONS AND SHALL CONFIRM THAT WORK IS BUILDABLE AS SHOWN. ANY CONFLICTS OR OMISSIONS, ETC., SHALL BE IMMEDIATELY REPORTED TO THE ARCHITECT FOR CLARIFICATION PRIOR TO THE PERFORMANCE OF ANY WORK IN QUESTION.

ALL THE CONSTRUCTION DRAWINGS SHALL BE READ IN CONJUNCTION W/ ALL CONSULTANTS AND CONTRACTOR DRAWINGS, SCHEDULES AND SPECIFICATIONS. IN CASE OF CONFLICT BETWEEN ARCHITECTS AND CONSULTANTS DRAWINGS IN LOCATING STRUCTURAL ELEMENTS, MATERIALS / EQUIPMENT, THE ARCHITECT SHALL BE NOTIFIED FOR CLARIFICATION PRIOR TO PROCEEDING WITH CONSTRUCTION.

DO NOT SCALE DRAWINGS. WRITTEN DIMENSIONS GOVERN PARTITION LOCATIONS, DIMENSIONS AND TYPES. IN CASE OF CONFLICT, NOTIFY ARCHITECT OR WRITTEN CLARIFICATION PRIOR TO PROCEEDING WITH CONSTRUCTION.

**Legend**

**Consultants**

**Client**

A Mourched & G Mourched
ABN 94 935 668 270

**Architects**

tony owen ptnrs
Tony Owen Partners Architects Reg. No 7080
Level 2
15-19 Queen Street
Chippendale NSW 2008
P 9122 9698 2900
F 9122 9698 2018
E info@tonyowen.com.au

**Project**

Leppington

**Project address**
297 BRINGELLY ROAD,
LEPPINGTON NSW 2179

**Key plan**



| Scale | Date |
|---|---|
| As indicated | 19/06/26 |

**Drawing title**
SITE B - BASEMENT 2

| Project no. 1111 | Drawing no. | Rev. |
|---|---|---|
| Drawn TL | A132 | A |

**Drawing status**
SSD SUBMISSION

17/06/2026 9:43:22 AM

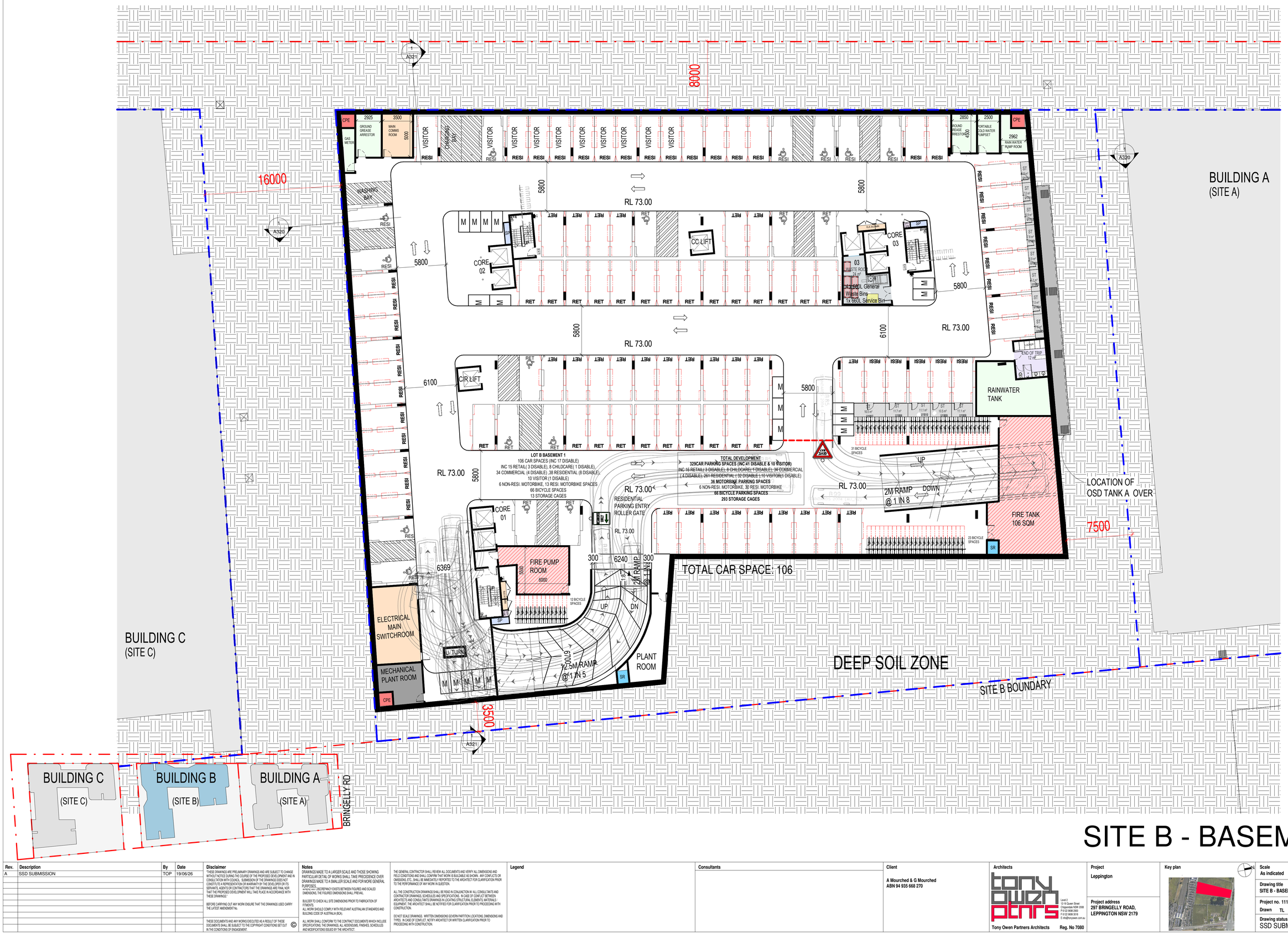


# SITE B - BASEMENT 1

| Rev. | Description | By | Date |
|---|---|---|---|
| A | SSD SUBMISSION | TOP | 19/06/26 |

**Disclaimer**

"THESE DRAWINGS ARE PRELIMINARY DRAWINGS AND ARE SUBJECT TO CHANGE WITHOUT NOTICE DURING THE COURSE OF THE PROPOSED DEVELOPMENT AND IN CONSULTATION WITH COUNCIL. SUBMISSION OF THE DRAWINGS DOES NOT CONSTITUTE A REPRESENTATION OR WARRANTY BY THE DEVELOPER OR ITS SERVANTS, AGENTS OR CONTRACTORS THAT THE DRAWINGS ARE FINAL NOR THAT THE PROPOSED DEVELOPMENT WILL TAKE PLACE IN ACCORDANCE WITH THESE DRAWINGS."

BEFORE CARRYING OUT ANY WORK ENSURE THAT THE DRAWINGS USED CARRY THE LATEST AMENDMENT No.

THESE DOCUMENTS AND ANY WORKS EXECUTED AS A RESULT OF THESE DOCUMENTS SHALL BE SUBJECT TO THE COPYRIGHT CONDITIONS SET OUT IN THE CONDITIONS OF ENGAGEMENT. ©

**Notes**

DRAWINGS MADE TO A LARGER SCALE AND THOSE SHOWING PARTICULAR DETAIL OF WORKS SHALL TAKE PRECEDENCE OVER DRAWINGS MADE TO A SMALLER SCALE AND FOR MORE GENERAL PURPOSES.

WHERE ANY DISCREPANCY EXISTS BETWEEN FIGURED AND SCALED DIMENSIONS, THE FIGURED DIMENSIONS SHALL PREVAIL.

BUILDER TO CHECK ALL SITE DIMENSIONS PRIOR TO FABRICATION OF ITEMENTS.

ALL WORK SHOULD COMPLY WITH RELEVANT AUSTRALIAN STANDARDS AND BUILDING CODE OF AUSTRALIA BCA.

ALL WORK SHALL CONFORM TO THE CONTRACT DOCUMENTS WHICH INCLUDE SPECIFICATIONS, THE DRAWINGS, ALL ADDENDUMS, FINISHES, SCHEDULES AND MODIFICATIONS ISSUED BY THE ARCHITECT.

THE GENERAL CONTRACTOR SHALL REVIEW ALL DOCUMENTS AND VERIFY ALL DIMENSIONS AND FIELD CONDITIONS AND SHALL CONFIRM THAT WORK IS BUILDABLE AS SHOWN. ANY CONFLICTS OR OMISSIONS, ETC., SHALL BE IMMEDIATELY REPORTED TO THE ARCHITECT FOR CLARIFICATION PRIOR TO THE PERFORMANCE OF ANY WORK IN QUESTION.

ALL THE CONSTRUCTION DRAWINGS SHALL BE READ IN CONJUNCTION WI ALL CONSULTANTS AND CONTRACTOR DRAWINGS, SCHEDULES AND SPECIFICATIONS. IN CASE OF CONFLICT BETWEEN ARCHITECTS AND CONSULTANTS DRAWINGS IN LOCATING STRUCTURAL ELEMENTS, MATERIALS, EQUIPMENT, THE ARCHITECT SHALL BE NOTIFIED FOR CLARIFICATION PRIOR TO PROCEEDING WITH CONSTRUCTION.

DO NOT SCALE DRAWINGS. WRITTEN DIMENSIONS GOVERN PARTITION LOCATIONS, DIMENSIONS AND TYPES. IN CASE OF CONFLICT, NOTIFY ARCHITECT OR WITTEN CLARIFICATION PRIOR TO PROCEEDING WITH CONSTRUCTION.

**Legend**

**Consultants**

**Client**

A Mourched & G Mourched
ABN 94 935 668 270

**Architects**

tony owen ptnrs
Level 2
15-19 Queen Street
Chippendale NSW 2008
P 8122 9688 2900
F 8122 9688 2910
E info@tonyowen.com.au

Tony Owen Partners Architects Reg. No 7080

**Project**

Leppington

**Project address**
297 BRINGELLY ROAD,
LEPPINGTON NSW 2179

**Key plan**



**Scale**
As indicated

**Date**
19/06/26

**Drawing title**
SITE B - BASEMENT 1

**Project no.** 1111 **Drawing no.** A133 **Rev.** A

**Drawn** TL

**Drawing status**
SSD SUBMISSION

17/06/2026 9:43:24 AM

16M LOCAL STREET

BUILDING A
(SITE A)

INTERNAL SHARED ACCESS ROAD

16M LOCAL STREET

BUILDING C
(SITE C)

BUILDING B
(SITE B)

THROUGH SITE LINK

SITE B BOUNDARY

ARCADE

COMMUNAL OPEN SPACE

REFER TO THE LANDSCAPE PLAN

OSD TANK B

LINE OF OSD TANK B

INDOOR CHAMBER SUBSTATION

FIRE CONTROL ROOM

BRINGELLY RD

# SITE B - GROUND FLOOR

| Rev. | Description | By | Date |
|---|---|---|---|
| A | SSD SUBMISSION | TOP | 19/06/26 |

**Disclaimer**

THESE DRAWINGS ARE PRELIMINARY DRAWINGS AND ARE SUBJECT TO CHANGE WITHOUT NOTICE DURING THE COURSE OF THE PROPOSED DEVELOPMENT AND IN CONSULTATION WITH COUNCIL. SUBMISSION OF THE DRAWINGS DOES NOT CONSTITUTE A REPRESENTATION OR WARRANTY BY THE DEVELOPER OR ITS SERVANTS, AGENTS OR CONTRACTORS THAT THE DRAWINGS ARE FINAL NOR THAT THE PROPOSED DEVELOPMENT WILL TAKE PLACE IN ACCORDANCE WITH THESE DRAWINGS.

BEFORE CARRYING OUT ANY WORK ENSURE THAT THE DRAWINGS USED CARRY THE LATEST AMENDMENT No.

© THESE DOCUMENTS AND ANY WORKS EXECUTED AS A RESULT OF THESE DOCUMENTS SHALL BE SUBJECT TO THE COPYRIGHT CONDITIONS SET OUT IN THE CONDITIONS OF ENGAGEMENT.

**Notes**

DRAWINGS MADE TO A LARGER SCALE AND THOSE SHOWING PARTICULAR DETAIL OF WORKS SHALL TAKE PRECEDENCE OVER DRAWINGS MADE TO A SMALLER SCALE AND FOR MORE GENERAL PURPOSES.
WHERE ANY DISCREPANCY EXISTS BETWEEN FIGURED AND SCALED DIMENSIONS, THE FIGURED DIMENSIONS SHALL PREVAIL.

BUILDER TO CHECK ALL SITE DIMENSIONS PRIOR TO FABRICATION OF FITMENTS.
ALL WORK SHOULD COMPLY WITH RELEVANT AUSTRALIAN STANDARDS AND BUILDING CODE OF AUSTRALIA (BCA).

ALL WORK SHALL CONFORM TO THE CONTRACT DOCUMENTS WHICH INCLUDE SPECIFICATIONS, THE DRAWINGS, ALL ADDENDUMS, FINISHES, SCHEDULES AND MODIFICATIONS ISSUED BY THE ARCHITECT.

THE GENERAL CONTRACTOR SHALL REVIEW ALL DOCUMENTS AND VERIFY ALL DIMENSIONS AND FIELD CONDITIONS AND SHALL CONFIRM THAT WORK IS BUILDABLE AS SHOWN. ANY CONFLICTS OR OMISSIONS, ETC., SHALL BE IMMEDIATELY REPORTED TO THE ARCHITECT FOR CLARIFICATION PRIOR TO THE PERFORMANCE OF ANY WORK IN QUESTION.

ALL THE CONSTRUCTION DRAWINGS SHALL BE READ IN CONJUNCTION W/ ALL CONSULTANTS AND CONTRACTOR DRAWINGS, SCHEDULES AND SPECIFICATIONS. IN CASE OF CONFLICT BETWEEN ARCHITECTS AND CONSULTANTS DRAWINGS IN LOCATING STRUCTURAL ELEMENTS, MATERIALS / EQUIPMENT, THE ARCHITECT SHALL BE NOTIFIED FOR CLARIFICATION PRIOR TO PROCEEDING WITH CONSTRUCTION.

DO NOT SCALE DRAWINGS. WRITTEN DIMENSIONS GOVERN PARTITION LOCATIONS, DIMENSIONS AND TYPES. IN CASE OF CONFLICT, NOTIFY ARCHITECT OR WRITTEN CLARIFICATION PRIOR TO PROCEEDING WITH CONSTRUCTION.

**Legend**

**Consultants**

**Client**

A Mourched & G Mourched
ABN 94 935 668 270

**Architects**

tony owen ptnrs
Level 2
15-19 Queen Street
Chippendale NSW 2008
P 8122 9698 2900
F 8122 9698 2918
E info@tonyowen.com.au

Tony Owen Partners Architects Reg. No 7080

**Project**

Leppington

**Project address**
297 BRINGELLY ROAD,
LEPPINGTON NSW 2179

**Key plan**



| Scale | Date |
|---|---|
| As indicated | 19/06/26 |

**Drawing title**
SITE B - GROUND FLOOR

| Project no. | Drawing no. | Rev. |
|---|---|---|
| 1111 | A134 | A |

Drawn TL

**Drawing status**
SSD SUBMISSION

17/06/2026 9:43:30 AM




# SITE B - LEVEL 1

| Rev. | Description | By | Date |
|---|---|---|---|
| A | SSD SUBMISSION | TOP | 19/06/26 |

**Disclaimer**

"THESE DRAWINGS ARE PRELIMINARY DRAWINGS AND ARE SUBJECT TO CHANGE WITHOUT NOTICE DURING THE COURSE OF THE PROPOSED DEVELOPMENT AND IN CONSULTATION WITH COUNCIL. SUBMISSION OF THE DRAWINGS DOES NOT CONSTITUTE A REPRESENTATION OR WARRANTY BY THE DEVELOPER OR ITS SERVANTS, AGENTS OR CONTRACTORS THAT THE DRAWINGS ARE FINAL NOR THAT THE PROPOSED DEVELOPMENT WILL TAKE PLACE IN ACCORDANCE WITH THESE DRAWINGS."

BEFORE CARRYING OUT ANY WORK ENSURE THAT THE DRAWINGS USED CARRY THE LATEST AMENDMENT No.

THESE DOCUMENTS AND ANY WORKS EXECUTED AS A RESULT OF THESE DOCUMENTS SHALL BE SUBJECT TO THE COPYRIGHT CONDITIONS SET OUT IN THE CONDITIONS OF ENGAGEMENT. ©

**Notes**

DRAWINGS MADE TO A LARGER SCALE AND THOSE SHOWING PARTICULAR DETAIL OF WORKS SHALL TAKE PRECEDENCE OVER DRAWINGS MADE TO A SMALLER SCALE AND FOR MORE GENERAL PURPOSES.
WHERE ANY DISCREPANCY EXISTS BETWEEN FIGURED AND SCALED DIMENSIONS, THE FIGURED DIMENSIONS SHALL PREVAIL.

BUILDER TO CHECK ALL SITE DIMENSIONS PRIOR TO FABRICATION OF ITEMS/ITS.
ALL WORK SHOULD COMPLY WITH RELEVANT AUSTRALIAN STANDARDS AND BUILDING CODE OF AUSTRALIA (BCA).

ALL WORK SHALL CONFORM TO THE CONTRACT DOCUMENTS WHICH INCLUDE SPECIFICATIONS, THE DRAWINGS, ALL ADDENDUMS, FINISHES, SCHEDULES AND MODIFICATIONS ISSUED BY THE ARCHITECT.

THE GENERAL CONTRACTOR SHALL REVIEW ALL DOCUMENTS AND VERIFY ALL DIMENSIONS AND FIELD CONDITIONS AND SHALL CONFIRM THAT WORK IS BUILDABLE AS SHOWN. ANY CONFLICTS OR OMISSIONS, ETC., SHALL BE IMMEDIATELY REPORTED TO THE ARCHITECT FOR CLARIFICATION PRIOR TO THE PERFORMANCE OF ANY WORK IN QUESTION.

ALL THE CONSTRUCTION DRAWINGS SHALL BE READ IN CONJUNCTION W/ ALL CONSULTANTS AND CONTRACTOR DRAWINGS, SCHEDULES AND SPECIFICATIONS. IN CASE OF CONFLICT BETWEEN ARCHITECTS AND CONSULTANTS DRAWINGS IN LOCATING STRUCTURAL ELEMENTS, MATERIALS, EQUIPMENT, THE ARCHITECT SHALL BE NOTIFIED FOR CLARIFICATION PRIOR TO PROCEEDING WITH CONSTRUCTION.

DO NOT SCALE DRAWINGS. WRITTEN DIMENSIONS GOVERN PARTITION LOCATIONS, DIMENSIONS AND TYPES. IN CASE OF CONFLICT, NOTIFY ARCHITECT FOR WRITTEN CLARIFICATION PRIOR TO PROCEEDING WITH CONSTRUCTION.

**Legend**

**Consultants**

**Client**

A Mourched & G Mourched
ABN 94 935 668 270

**Architects**

tony owen ptnrs
Level 2
12-16 Queen Street
Chippendale NSW 2008
P 9332 9688 2500
F 9332 9688 3010
E info@tonyowen.com.au

Tony Owen Partners Architects Reg. No 7080

**Project**

Leppington

**Project address**
297 BRINGELLY ROAD,
LEPPINGTON NSW 2179

**Key plan**



| Scale | Date |
|---|---|
| As indicated | 19/06/26 |

**Drawing title**
SITE B - LEVEL 1

| Project no. 1111 | Drawing no. | Rev. |
|---|---|---|
| Drawn TL | A135 | A |

**Drawing status**
SSD SUBMISSION

17/06/2026 9:43:35 AM

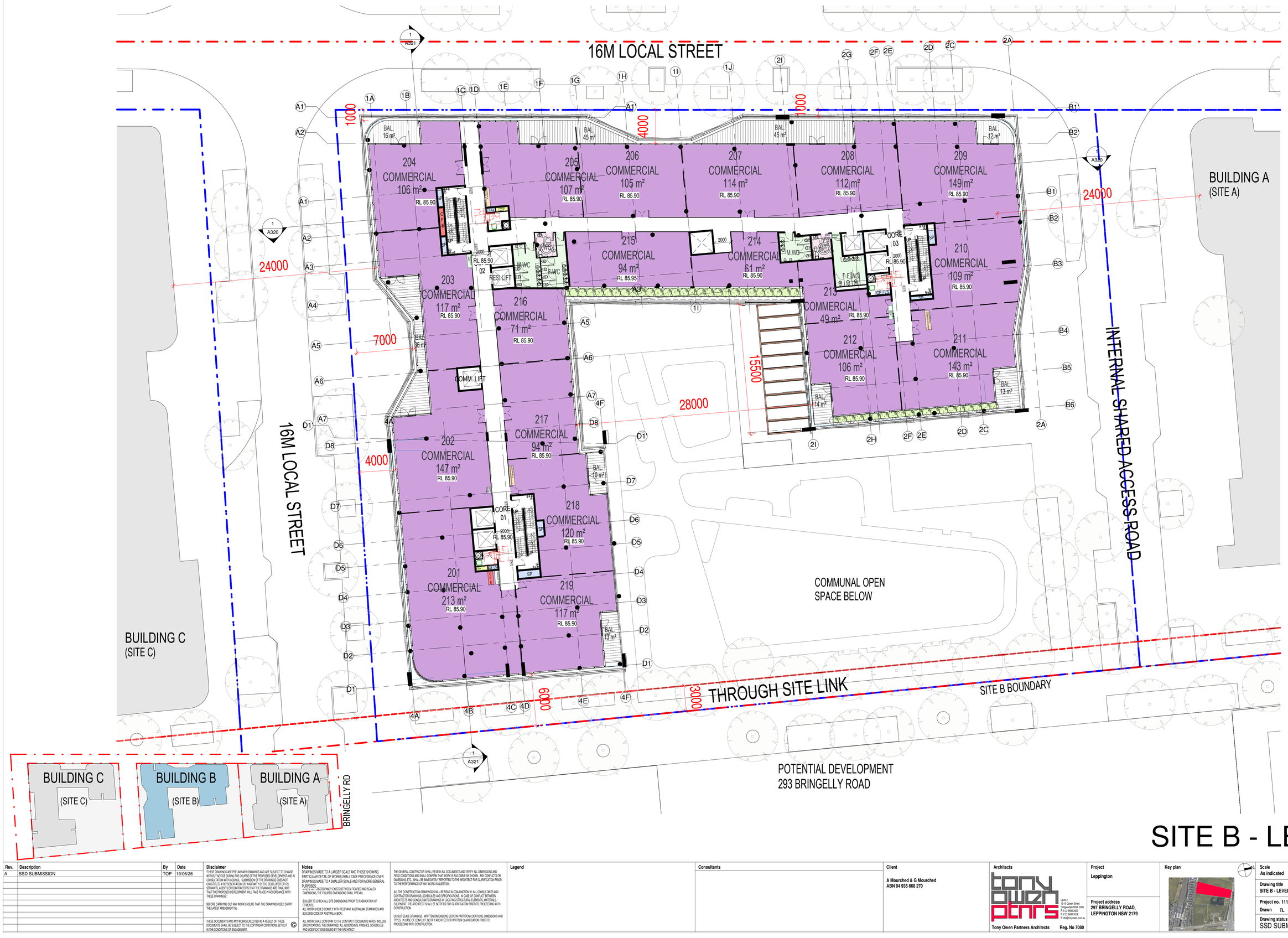


# SITE B - LEVEL 2

| Rev. | Description | By | Date |
|---|---|---|---|
| A | SSD SUBMISSION | TOP | 19/06/26 |

**Disclaimer**

THESE DRAWINGS ARE PRELIMINARY DRAWINGS AND ARE SUBJECT TO CHANGE WITHOUT NOTICE DURING THE COURSE OF THE PROPOSED DEVELOPMENT AND IN CONSULTATION WITH COUNCIL. SUBMISSION OF THE DRAWINGS DOES NOT CONSTITUTE A REPRESENTATION OR WARRANTY BY THE DEVELOPER OR ITS SERVANTS, AGENTS OR CONTRACTORS THAT THE DRAWINGS ARE FINAL NOR THAT THE PROPOSED DEVELOPMENT WILL TAKE PLACE IN ACCORDANCE WITH THESE DRAWINGS.

BEFORE CARRYING OUT ANY WORK ENSURE THAT THE DRAWINGS USED CARRY THE LATEST AMENDMENT No.

THESE DOCUMENTS AND ANY WORKS EXECUTED AS A RESULT OF THESE DOCUMENTS SHALL BE SUBJECT TO THE COPYRIGHT CONDITIONS SET OUT IN THE CONDITIONS OF ENGAGEMENT. ©

**Notes**

DRAWINGS MADE TO A LARGER SCALE AND THOSE SHOWING PARTICULAR DETAIL OF WORKS SHALL TAKE PRECEDENCE OVER DRAWINGS MADE TO A SMALLER SCALE AND FOR MORE GENERAL PURPOSES.
WHERE ANY DISCREPANCY EXISTS BETWEEN FIGURED AND SCALED DIMENSIONS, THE FIGURED DIMENSIONS SHALL PREVAIL.

BUILDER TO CHECK ALL SITE DIMENSIONS PRIOR TO FABRICATION OF FITMENTS.
ALL WORK SHOULD COMPLY WITH RELEVANT AUSTRALIAN STANDARDS AND BUILDING CODE OF AUSTRALIA (BCA).

ALL WORK SHALL CONFORM TO THE CONTRACT DOCUMENTS WHICH INCLUDE SPECIFICATIONS, THE DRAWINGS, ALL ADDENDUMS, FINISHES, SCHEDULES AND MODIFICATIONS ISSUED BY THE ARCHITECT.

THE GENERAL CONTRACTOR SHALL REVIEW ALL DOCUMENTS AND VERIFY ALL DIMENSIONS AND FIELD CONDITIONS AND SHALL CONFIRM THAT WORK IS BUILDABLE AS SHOWN. ANY CONFLICTS OR OMISSIONS, ETC., SHALL BE IMMEDIATELY REPORTED TO THE ARCHITECT FOR CLARIFICATION PRIOR TO THE PERFORMANCE OF ANY WORK IN QUESTION.

ALL THE CONSTRUCTION DRAWINGS SHALL BE READ IN CONJUNCTION W/ ALL CONSULTANTS AND CONTRACTOR DRAWINGS, SCHEDULES AND SPECIFICATIONS. IN CASE OF CONFLICT BETWEEN ARCHITECTS AND CONSULTANTS DRAWINGS IN LOCATING STRUCTURAL ELEMENTS, MATERIALS / EQUIPMENT, THE ARCHITECT SHALL BE NOTIFIED FOR CLARIFICATION PRIOR TO PROCEEDING WITH CONSTRUCTION.

DO NOT SCALE DRAWINGS. WRITTEN DIMENSIONS GOVERN PARTITION LOCATIONS, DIMENSIONS AND TYPES. IN CASE OF CONFLICT, NOTIFY ARCHITECT OR WRITTEN CLARIFICATION PRIOR TO PROCEEDING WITH CONSTRUCTION.

**Legend**

**Consultants**

**Client**

A Mourched & G Mourched
ABN 94 935 668 270

**Architects**

tony owen ptnrs
Level 2
15-19 Owen Street
Chippendale NSW 2008
P 9122 9698 2900
F 9122 9698 2018
E info@tonyowen.com.au

Tony Owen Partners Architects Reg. No 7080

**Project**

Leppington

**Project address**
297 BRINGELLY ROAD,
LEPPINGTON NSW 2179

**Key plan**



| Scale | Date |
|---|---|
| As indicated | 19/06/26 |

**Drawing title**
SITE B - LEVEL 2

| Project no. 1111 | Drawing no. | Rev. |
|---|---|---|
| Drawn TL | A136 | A |

**Drawing status**
SSD SUBMISSION

17/06/2026 9:43:39 AM

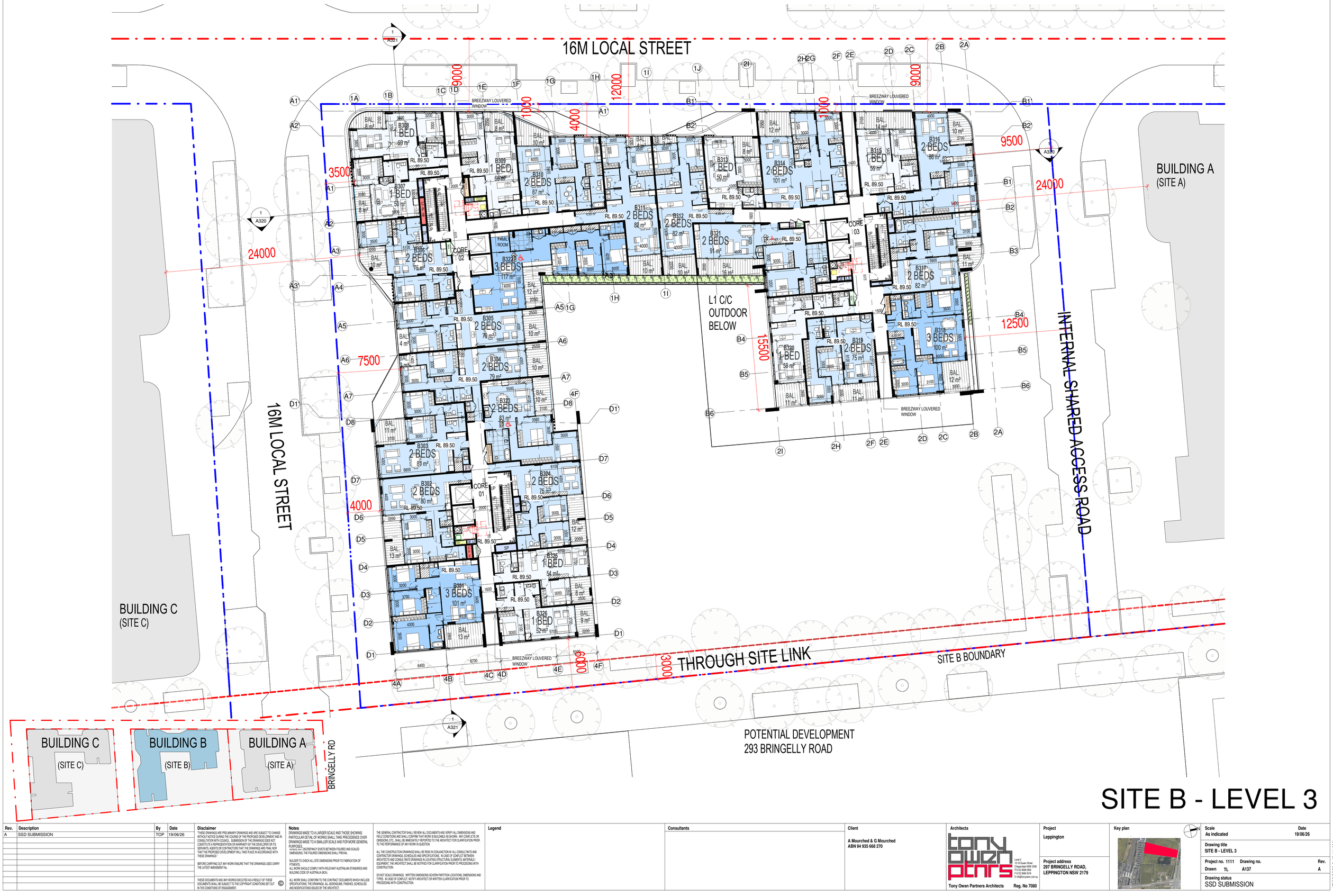


# SITE B - LEVEL 3

| Rev. | Description | By | Date |
|---|---|---|---|
| A | SSD SUBMISSION | TOP | 19/06/26 |

**Disclaimer**

THESE DRAWINGS ARE PRELIMINARY DRAWINGS AND ARE SUBJECT TO CHANGE WITHOUT NOTICE DURING THE COURSE OF THE PROPOSED DEVELOPMENT AND IN CONSULTATION WITH COUNCIL. SUBMISSION OF THE DRAWINGS DOES NOT CONSTITUTE A REPRESENTATION OR WARRANTY BY THE DEVELOPER OR ITS SERVANTS, AGENTS OR CONTRACTORS THAT THE DRAWINGS ARE FINAL NOR THAT THE PROPOSED DEVELOPMENT WILL TAKE PLACE IN ACCORDANCE WITH THESE DRAWINGS.

BEFORE CARRYING OUT ANY WORK ENSURE THAT THE DRAWINGS USED CARRY THE LATEST AMENDMENT No.

THESE DOCUMENTS AND ANY WORKS EXECUTED AS A RESULT OF THESE DOCUMENTS SHALL BE SUBJECT TO THE COPYRIGHT CONDITIONS SET OUT IN THE CONDITIONS OF ENGAGEMENT. ©

**Notes**

DRAWINGS MADE TO A LARGER SCALE AND THOSE SHOWING PARTICULAR DETAIL OF WORKS SHALL TAKE PRECEDENCE OVER DRAWINGS MADE TO A SMALLER SCALE AND FOR MORE GENERAL PURPOSES.
WHERE ANY DISCREPANCY EXISTS BETWEEN FIGURED AND SCALED DIMENSIONS, THE FIGURED DIMENSIONS SHALL PREVAIL.

BUILDER TO CHECK ALL SITE DIMENSIONS PRIOR TO FABRICATION OF ITEMS/S.
ALL WORK SHOULD COMPLY WITH RELEVANT AUSTRALIAN STANDARDS AND BUILDING CODE OF AUSTRALIA (BCA).

ALL WORK SHALL CONFORM TO THE CONTRACT DOCUMENTS WHICH INCLUDE SPECIFICATIONS, THE DRAWINGS, ALL ADDENDUMS, FINISHES, SCHEDULES AND MODIFICATIONS ISSUED BY THE ARCHITECT.

THE GENERAL CONTRACTOR SHALL REVIEW ALL DOCUMENTS AND VERIFY ALL DIMENSIONS AND FIELD CONDITIONS AND SHALL CONFIRM THAT WORK IS BUILDABLE AS SHOWN. ANY CONFLICTS OR OMISSIONS, ETC., SHALL BE IMMEDIATELY REPORTED TO THE ARCHITECT FOR CLARIFICATION PRIOR TO THE PERFORMANCE OF ANY WORK IN QUESTION.

ALL THE CONSTRUCTION DRAWINGS SHALL BE READ IN CONJUNCTION W/ ALL CONSULTANTS AND CONTRACTOR DRAWINGS, SCHEDULES AND SPECIFICATIONS. IN CASE OF CONFLICT BETWEEN ARCHITECTS AND CONSULTANTS DRAWINGS IN LOCATING STRUCTURAL ELEMENTS, MATERIALS / EQUIPMENT, THE ARCHITECT SHALL BE NOTIFIED FOR CLARIFICATION PRIOR TO PROCEEDING WITH CONSTRUCTION.

DO NOT SCALE DRAWINGS. WRITTEN DIMENSIONS GOVERN PARTITION LOCATIONS, DIMENSIONS AND TYPES. IN CASE OF CONFLICT, NOTIFY ARCHITECT OR WRITTEN CLARIFICATION PRIOR TO PROCEEDING WITH CONSTRUCTION.

**Legend**

**Consultants**

**Client**

A Mourched & G Mourched
ABN 94 935 668 270

**Architects**

tony owen ptnrs
Level 2
15-19 Queen Street
Chippendale NSW 2008
P 8122 9698 2900
F 8122 9698 3018
E info@tonyowen.com.au

Tony Owen Partners Architects Reg. No 7080

**Project**

Leppington

**Project address**
297 BRINGELLY ROAD,
LEPPINGTON NSW 2179

**Key plan**



| Scale | Date |
|---|---|
| As indicated | 19/06/26 |

**Drawing title**
SITE B - LEVEL 3

| Project no. | Drawing no. | Rev. |
|---|---|---|
| 1111 | A137 | A |

| Drawn | Drawing status |
|---|---|
| TL | SSD SUBMISSION |

17/06/2026 9:43:44 AM

16M LOCAL STREET

BUILDING A
(SITE A)

16M LOCAL STREET

BUILDING C
(SITE C)

INTERNAL SHARED ACCESS ROAD

THROUGH SITE LINK

SITE B BOUNDARY

POTENTIAL DEVELOPMENT
293 BRINGELLY ROAD

BRINGELLY RD

BUILDING C
(SITE C)

BUILDING B
(SITE B)

BUILDING A
(SITE A)

L1 C/C OUTDOOR BELOW

BREEZWAY LOUVERED WINDOW

LEVEL 4 RL 92.65
LEVEL 5 RL 95.80

# SITE B - LEVEL 4 (TYPICAL 4-5)

| Rev. | Description | By | Date |
|---|---|---|---|
| A | SSD SUBMISSION | TOP | 19/06/26 |

**Disclaimer**

"THESE DRAWINGS ARE PRELIMINARY DRAWINGS AND ARE SUBJECT TO CHANGE WITHOUT NOTICE DURING THE COURSE OF THE PROPOSED DEVELOPMENT AND IN CONSULTATION WITH COUNCIL. SUBMISSION OF THE DRAWINGS DOES NOT CONSTITUTE A REPRESENTATION OR WARRANTY BY THE DEVELOPER OR ITS SERVANTS, AGENTS OR CONTRACTORS THAT THE DRAWINGS ARE FINAL NOR THAT THE PROPOSED DEVELOPMENT WILL TAKE PLACE IN ACCORDANCE WITH THESE DRAWINGS."

BEFORE CARRYING OUT ANY WORK ENSURE THAT THE DRAWINGS USED CARRY THE LATEST AMENDMENT No.

THESE DOCUMENTS AND ANY WORKS EXECUTED AS A RESULT OF THESE DOCUMENTS SHALL BE SUBJECT TO THE COPYRIGHT CONDITIONS SET OUT IN THE CONDITIONS OF ENGAGEMENT. ©

**Notes**

DRAWINGS MADE TO A LARGER SCALE AND THOSE SHOWING PARTICULAR DETAIL OF WORKS SHALL TAKE PRECEDENCE OVER DRAWINGS MADE TO A SMALLER SCALE AND FOR MORE GENERAL PURPOSES.
WHERE ANY DISCREPANCY EXISTS BETWEEN FIGURED AND SCALED DIMENSIONS, THE FIGURED DIMENSIONS SHALL PREVAIL.

BUILDER TO CHECK ALL SITE DIMENSIONS PRIOR TO FABRICATION OF FITMENTS

ALL WORK SHOULD COMPLY WITH RELEVANT AUSTRALIAN STANDARDS AND BUILDING CODE OF AUSTRALIA (BCA).

ALL WORK SHALL CONFORM TO THE CONTRACT DOCUMENTS WHICH INCLUDE SPECIFICATIONS, THE DRAWINGS, ALL ADDENDUMS, FINISHES, SCHEDULES AND MODIFICATIONS ISSUED BY THE ARCHITECT.

THE GENERAL CONTRACTOR SHALL REVIEW ALL DOCUMENTS AND VERIFY ALL DIMENSIONS AND FIELD CONDITIONS AND SHALL CONFIRM THAT WORK IS BUILDABLE AS SHOWN. ANY CONFLICTS OR OMISSIONS, ETC., SHALL BE IMMEDIATELY REPORTED TO THE ARCHITECT FOR CLARIFICATION PRIOR TO THE PERFORMANCE OF ANY WORK IN QUESTION.

ALL THE CONSTRUCTION DRAWINGS SHALL BE READ IN CONJUNCTION W ALL CONSULTANTS AND CONTRACTOR DRAWINGS, SCHEDULES AND SPECIFICATIONS. IN CASE OF CONFLICT BETWEEN ARCHITECTS AND CONSULTANTS DRAWINGS IN LOCATING STRUCTURAL ELEMENTS, MATERIALS / EQUIPMENT, THE ARCHITECT SHALL BE NOTIFIED FOR CLARIFICATION PRIOR TO PROCEEDING WITH CONSTRUCTION.

DO NOT SCALE DRAWINGS. WRITTEN DIMENSIONS GOVERN PARTITION LOCATIONS, DIMENSIONS AND TYPES. IN CASE OF CONFLICT, NOTIFY ARCHITECT OR WRITTEN CLARIFICATION PRIOR TO PROCEEDING WITH CONSTRUCTION.

**Legend**

**Consultants**

**Client**

A Mourched & G Mourched
ABN 94 935 668 270

**Architects**

tony owen ptnrs
Level 2
13-16 Queen Street
Chippendale NSW 2008
P 9332 9698 2900
F 9332 9699 3918
E info@tonyowen.com.au

Tony Owen Partners Architects Reg. No 7080

**Project**

Leppington

**Project address**
297 BRINGELLY ROAD,
LEPPINGTON NSW 2179

**Key plan**



**Scale** As indicated
**Date** 19/06/26

**Drawing title**
SITE B - LEVEL 4 (TYPICAL 4-5)

Project no. 1111 Drawing no. A138 Rev. A
Drawn TL

**Drawing status**
SSD SUBMISSION

17/06/2026 9:43:49 AM




# SITE B - LEVEL 6 (TYPICAL 6-7)

| Rev. | Description | By | Date |
|---|---|---|---|
| A | SSD SUBMISSION | TOP | 19/06/26 |

**Disclaimer**

"THESE DRAWINGS ARE PRELIMINARY DRAWINGS AND ARE SUBJECT TO CHANGE WITHOUT NOTICE DURING THE COURSE OF THE PROPOSED DEVELOPMENT AND IN CONSULTATION WITH COUNCIL. SUBMISSION OF THE DRAWINGS DOES NOT CONSTITUTE A REPRESENTATION OR WARRANTY BY THE DEVELOPER OR ITS SERVANTS, AGENTS OR CONTRACTORS THAT THE DRAWINGS ARE FINAL NOR THAT THE PROPOSED DEVELOPMENT WILL TAKE PLACE IN ACCORDANCE WITH THESE DRAWINGS."

BEFORE CARRYING OUT ANY WORK ENSURE THAT THE DRAWINGS USED CARRY THE LATEST AMENDMENT No.

THESE DOCUMENTS AND ANY WORKS EXECUTED AS A RESULT OF THESE DOCUMENTS SHALL BE SUBJECT TO THE COPYRIGHT CONDITIONS SET OUT IN THE CONDITIONS OF ENGAGEMENT. ©

**Notes**

DRAWINGS MADE TO A LARGER SCALE AND THOSE SHOWING PARTICULAR DETAIL OF WORKS SHALL TAKE PRECEDENCE OVER DRAWINGS MADE TO A SMALLER SCALE AND FOR MORE GENERAL PURPOSES.

WHERE ANY DISCREPANCY EXISTS BETWEEN FIGURED AND SCALED DIMENSIONS, THE FIGURED DIMENSIONS SHALL PREVAIL.

BUILDER TO CHECK ALL SITE DIMENSIONS PRIOR TO FABRICATION OF FITMENTS.

ALL WORK SHOULD COMPLY WITH RELEVANT AUSTRALIAN STANDARDS AND BUILDING CODE OF AUSTRALIA (BCA).

ALL WORK SHALL CONFORM TO THE CONTRACT DOCUMENTS WHICH INCLUDE SPECIFICATIONS, THE DRAWINGS, ALL ADDENDUMS, FINISHES, SCHEDULES AND MODIFICATIONS ISSUED BY THE ARCHITECT.

THE GENERAL CONTRACTOR SHALL REVIEW ALL DOCUMENTS AND VERIFY ALL DIMENSIONS AND FIELD CONDITIONS AND SHALL CONFIRM THAT WORK IS BUILDABLE AS SHOWN. ANY CONFLICTS OR OMISSIONS, ETC., SHALL BE IMMEDIATELY REPORTED TO THE ARCHITECT FOR CLARIFICATION PRIOR TO THE PERFORMANCE OF ANY WORK IN QUESTION.

ALL THE CONSTRUCTION DRAWINGS SHALL BE READ IN CONJUNCTION W/ ALL CONSULTANTS AND CONTRACTOR DRAWINGS, SCHEDULES AND SPECIFICATIONS. IN CASE OF CONFLICT BETWEEN ARCHITECTS AND CONSULTANTS DRAWINGS IN LOCATING STRUCTURAL ELEMENTS, MATERIALS / EQUIPMENT, THE ARCHITECT SHALL BE NOTIFIED FOR CLARIFICATION PRIOR TO PROCEEDING WITH CONSTRUCTION.

DO NOT SCALE DRAWINGS. WRITTEN DIMENSIONS GOVERN PARTITION LOCATIONS, DIMENSIONS AND TYPES. IN CASE OF CONFLICT, NOTIFY ARCHITECT OR WRITTEN CLARIFICATION PRIOR TO PROCEEDING WITH CONSTRUCTION.

**Legend**

**Consultants**

**Client**

A Mourched & G Mourched
ABN 94 935 668 270

**Architects**

tony owen ptnrs
Level 2
13-16 Queen Street
Chippendale NSW 2008
P 0122 9698 2000
F 0122 9698 2015
E info@tonyowen.com.au

Tony Owen Partners Architects Reg. No 7080

**Project**

Leppington

**Project address**
297 BRINGELLY ROAD,
LEPPINGTON NSW 2179

**Key plan**



**Scale** As indicated

**Date** 19/06/26

**Drawing title**
SITE B - LEVEL 6 (TYPICAL 6-7)

**Project no.** 1111 **Drawing no.** A139 **Rev.** A

**Drawn** TL

**Drawing status**
SSD SUBMISSION

17/06/2026 9:43:55 AM

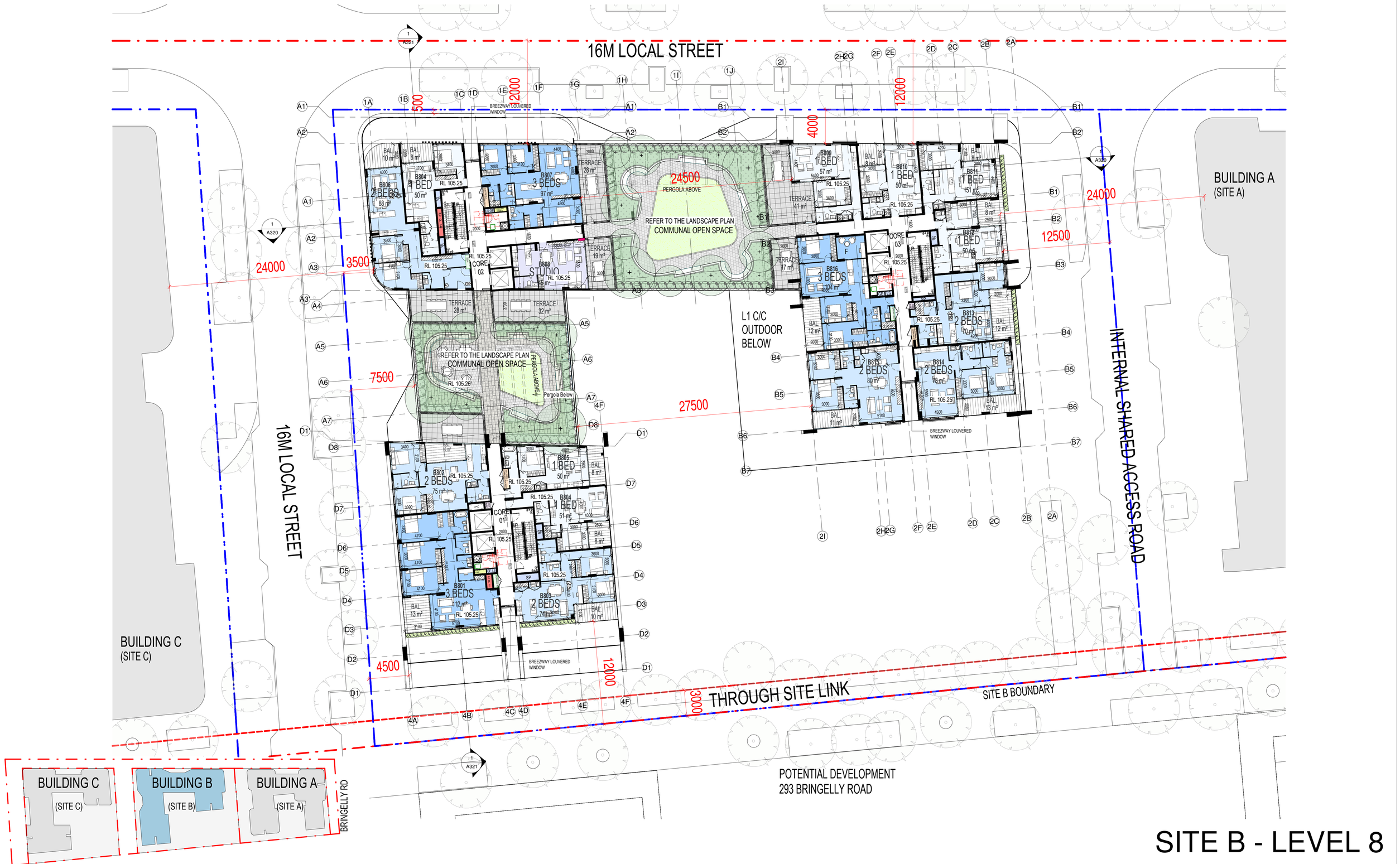


# SITE B - LEVEL 8

| Rev. | Description | By | Date |
|---|---|---|---|
| A | SSD SUBMISSION | TOP | 19/06/26 |

**Disclaimer**

"THESE DRAWINGS ARE PRELIMINARY DRAWINGS AND ARE SUBJECT TO CHANGE WITHOUT NOTICE DURING THE COURSE OF THE PROPOSED DEVELOPMENT AND IN CONSULTATION WITH COUNCIL. SUBMISSION OF THE DRAWINGS DOES NOT CONSTITUTE A REPRESENTATION OR WARRANTY BY THE DEVELOPER OR ITS SERVANTS, AGENTS OR CONTRACTORS THAT THE DRAWINGS ARE FINAL NOR THAT THE PROPOSED DEVELOPMENT WILL TAKE PLACE IN ACCORDANCE WITH THESE DRAWINGS."

BEFORE CARRYING OUT ANY WORK ENSURE THAT THE DRAWINGS USED CARRY THE LATEST AMENDMENT No.

THESE DOCUMENTS AND ANY WORKS EXECUTED AS A RESULT OF THESE DOCUMENTS SHALL BE SUBJECT TO THE COPYRIGHT CONDITIONS SET OUT IN THE CONDITIONS OF ENGAGEMENT. ©

**Notes**

DRAWINGS MADE TO A LARGER SCALE AND THOSE SHOWING PARTICULAR DETAIL OF WORKS SHALL TAKE PRECEDENCE OVER DRAWINGS MADE TO A SMALLER SCALE AND FOR MORE GENERAL PURPOSES.

WRITTEN ANY DISCREPANCY EXISTS BETWEEN FIGURED AND SCALED DIMENSIONS, THE FIGURED DIMENSIONS SHALL PREVAIL.

BUILDER TO CHECK ALL SITE DIMENSIONS PRIOR TO FABRICATION OF FITMENTS.

ALL WORK SHOULD COMPLY WITH RELEVANT AUSTRALIAN STANDARDS AND BUILDING CODE OF AUSTRALIA (BCA).

ALL WORK SHALL CONFORM TO THE CONTRACT DOCUMENTS WHICH INCLUDE SPECIFICATIONS, THE DRAWINGS, ALL ADDENDUMS, FINISHES, SCHEDULES AND MODIFICATIONS ISSUED BY THE ARCHITECT.

THE GENERAL CONTRACTOR SHALL REVIEW ALL DOCUMENTS AND VERIFY ALL DIMENSIONS AND FIELD CONDITIONS AND SHALL CONFIRM THAT WORK IS BUILDABLE AS SHOWN. ANY CONFLICTS OR OMISSIONS, ETC., SHALL BE IMMEDIATELY REPORTED TO THE ARCHITECT FOR CLARIFICATION PRIOR TO THE PERFORMANCE OF ANY WORK IN QUESTION.

ALL THE CONSTRUCTION DRAWINGS SHALL BE READ IN CONJUNCTION W ALL CONSULTANTS AND CONTRACTOR DRAWINGS, SCHEDULES AND SPECIFICATIONS. IN CASE OF CONFLICT BETWEEN ARCHITECTS AND CONSULTANTS DRAWINGS IN LOCATING STRUCTURAL ELEMENTS, MATERIALS EQUIPMENT, THE ARCHITECT SHALL BE NOTIFIED FOR CLARIFICATION PRIOR TO PROCEEDING WITH CONSTRUCTION.

DO NOT SCALE DRAWINGS. WRITTEN DIMENSIONS SOVERN PARTITION LOCATIONS, DIMENSIONS AND TYPES. IN CASE OF CONFLICT, NOTIFY ARCHITECT OR WRITTEN CLARIFICATION PRIOR TO PROCEEDING WITH CONSTRUCTION.

**Legend**

**Consultants**

**Client**

A Mourched & G Mourched
ABN 94 935 668 270

**Architects**

Tony Owen Partners Architects
Level 2
12-16 Queen Street
Chippendale NSW 2008
P 8122 3698 2900
F 8122 3698 2918
E info@tonyowen.com.au
Reg. No 7080

**Project**

Leppington

**Project address**

297 BRINGELLY ROAD,
LEPPINGTON NSW 2179

**Key plan**



| Scale | Date |
|---|---|
| As indicated | 19/06/26 |

**Drawing title**
SITE B - LEVEL 8

| Project no. | Drawing no. | Rev. |
|---|---|---|
| 1111 | A140 | A |

Drawn TL

**Drawing status**
SSD SUBMISSION

17/06/2026 9:44:01 AM

# SITE C INNER NORTH ELEVATION

## EXTERNAL FINISHES LEGEND

1. RENDERED PAINTED CONCRETE - DULUX ACYLIC RENDER LEXICON QUARTER OR SIMILAR
2. RENDERED PAINTED CONCRETE - DULUX ACYLIC RENDER BEIGE ROYAL HALF OR SIMILAR
3. RENDERED PAINTED CONCRETE - DULUX ACYLIC RENDER OLD RUIN OR SIMILAR
4. RENDERED PAINTED CONCRETE - DULUX ACYLIC RENDER TERRACE WHITE OR SIMILAR
5. POWDER COATED ALUMINIUM LOUVRES BURNISHED COPPER KINETIC OR SIMILAR
6. POWDER COATED ALUMINIUM LOUVRES LUNAR GREY OR SIMILAR
7. POWDER COATED BASALT ALUMINIUM FRAMED CLEAR GLASS DOOR
8. POWDER COATED BASALT ALUMINIUM FRAMED CLEAR GLASS WINDOW
9. POWDER COATED BASALT ALUMINIUM FRAMED DARK GREY GLASS LOUVER WINDOW
10. POWDER COATED ALUMINIUM FRAMED CLEAR GLASS BALUSTRADE
11. TIMBER LOOK ALUMINIUM PERGOLAR
12. POWDER COATED ALUMINUM TUBE LIGHT BROWN
13. POWDER COATED ALUMINUM TUBE BROWN
14. POWDER COATED ALUMINIUM LOUVRE - MONUMENT OR SIMILAR
15. DIAMOND SHAPE WALL TILES - CHOCOLATE BROWN
16. POWDER COATED MONUMENT ALUMINIUM SECTIONAL GARAGE DOOR.
17. POWDER COATED ALUMINIUM HORIZONTAL LOUVRES WHITE
18. POLYURETHANE SIGNAGE

SOLAR PANELS
RL 154.55
RL 153.05
RL 156.65
RL 153.70
BOUNDARY
BOUNDARY
65m MAXIMUM BUILDING HEIGHT
(50M x 30% AFFORDABLE HOUSING BONUS)
50m LEP MAXIMUM BUILDING HEIGHT
33500
28000
22000
27000
24000
18000
C.O.S
RL 109.94
C.O.S
C.O.S
RL 90.06
2 BEDS
MINI-MAJOR
MINI-MAJOR
RETAIL
RETAIL
RETAIL
RETAIL
RETAIL
RETAIL
SUPERMARKET
RL 78.50
CARPARK BASEMENT 1
CARPARK BASEMENT 2
CARPARK BASEMENT 3
CARPARK BASEMENT 4
293 BRINGELLY ROAD
THROUGH SITE LINK
307 BRINGELLY ROAD
16M LOCAL STREET
NGL 81.13
NGL 79.99
NGL 77.25
NATURAL GROUND LINE
C_GROUND FLOOR
RL77.500
C_FRAME RL157.550
C_ROOF RL153.050
SITE C_LEVEL 21 SOLAR RL149.900
C_LEVEL 20 RL146.750
C_LEVEL 19 RL143.600
C_LEVEL 18 RL140.450
C_LEVEL 17 RL137.300
C_LEVEL 16 RL134.150
C_LEVEL 15 RL131.000
C_LEVEL 14 RL127.850
C_LEVEL 13 RL124.700
C_LEVEL 12 RL121.550
C_LEVEL 11 RL118.400
C_LEVEL 10 RL115.250
C_LEVEL 9 RL112.100
C_LEVEL 8 RL108.950
C_LEVEL 7 RL105.800
C_LEVEL 6 RL102.650
C_LEVEL 5 RL99.500
C_LEVEL 4 RL96.350
C_LEVEL 3 RL93.200
C_LEVEL 2 RL90.050
C_LEVEL 1 RL85.100
C_GROUND FLOOR MEZZANINE
GROUND FLOOR LOADING RL80.300
C_GROUND FLOOR RL77.500
C_BASEMENT 1 RL74.500
C_BASEMENT 2 RL71.500
C_BASEMENT 3 RL68.500
C_BASEMENT 4 RL65.500
3150 3150 3150 3150 3150 3150 3150 3150 3150 3150 3150 3150 3150 3150 3150 3150 3150 3150 3150 3150 3150 3150 3150 4950 3600
75550
L21 L20 L19 L18 L17 L9 - L16 L8 L6-L7 L4-L5 L2-3

| Rev. | Description | By | Date |
|---|---|---|---|
| A | SSD SUBMISSION | | 19/06/26 |

**Disclaimer**

"THESE DRAWINGS ARE PRELIMINARY DRAWINGS AND ARE SUBJECT TO CHANGE WITHOUT NOTICE DURING THE COURSE OF THE PROPOSED DEVELOPMENT AND IN CONSULTATION WITH COUNCIL. SUBMISSION OF THE DRAWINGS DOES NOT CONSTITUTE A REPRESENTATION OR WARRANTY BY THE DEVELOPER OR ITS SERVANTS, AGENTS OR CONTRACTORS THAT THE DRAWINGS ARE FINAL NOR THAT THE PROPOSED DEVELOPMENT WILL TAKE PLACE IN ACCORDANCE WITH THESE DRAWINGS."

BEFORE CARRYING OUT ANY WORK ENSURE THAT THE DRAWINGS USED CARRY THE LATEST AMENDMENT No.

THESE DOCUMENTS AND ANY WORKS EXECUTED AS A RESULT OF THESE DOCUMENTS SHALL BE SUBJECT TO THE COPYRIGHT CONDITIONS SET OUT IN THE CONDITIONS OF ENGAGEMENT. ©

**Notes**

DRAWINGS MADE TO A LARGER SCALE AND THOSE SHOWING PARTICULAR DETAIL OF WORKS SHALL TAKE PRECEDENCE OVER DRAWINGS MADE TO A SMALLER SCALE AND FOR MORE GENERAL PURPOSES
WHERE ANY DISCREPANCY EXISTS BETWEEN FIGURED AND SCALED DIMENSIONS, THE FIGURED DIMENSIONS SHALL PREVAIL.

BUILDER TO CHECK ALL SITE DIMENSIONS PRIOR TO FABRICATION OF FITMENTS.
ALL WORK SHOULD COMPLY WITH RELEVANT AUSTRALIAN STANDARDS AND BUILDING CODE OF AUSTRALIA (BCA)

ALL WORK SHALL CONFORM TO THE CONTRACT DOCUMENTS WHICH INCLUDE SPECIFICATIONS, THE DRAWINGS, ALL ADDENDUMS, FINISHES, SCHEDULES AND MODIFICATIONS ISSUED BY THE ARCHITECT.

THE GENERAL CONTRACTOR SHALL REVIEW ALL DOCUMENTS AND VERIFY ALL DIMENSIONS AND FIELD CONDITIONS AND SHALL CONFIRM THAT WORK IS BUILDABLE AS SHOWN. ANY CONFLICTS OR OMISSIONS, ETC., SHALL BE IMMEDIATELY REPORTED TO THE ARCHITECT FOR CLARIFICATION PRIOR TO THE PERFORMANCE OF ANY WORK IN QUESTION.

ALL THE CONSTRUCTION DRAWINGS SHALL BE READ IN CONJUNCTION W ALL CONSULTANTS AND CONTRACTOR DRAWINGS, SCHEDULES AND SPECIFICATIONS. IN CASE OF CONFLICT BETWEEN ARCHITECTS AND CONSULTANTS DRAWINGS IN LOCATING STRUCTURAL ELEMENTS, MATERIALS / EQUIPMENT, THE ARCHITECT SHALL BE NOTIFIED FOR CLARIFICATION PRIOR TO PROCEEDING WITH CONSTRUCTION.

DO NOT SCALE DRAWINGS. WRITTEN DIMENSIONS GOVERN PARTITION LOCATIONS, DIMENSIONS AND TYPES. IN CASE OF CONFLICT, NOTIFY ARCHITECT OR WRITTEN CLARIFICATION PRIOR TO PROCEEDING WITH CONSTRUCTION.

**Legend**

**Consultants**

**Client**

A Mourched & G Mourched
ABN 94 935 668 270

**Architects**

tony owen ptnrs
Level 2
12-16 Queen Street
Chippendale NSW 2008
P 9323 9688 2900
F 9323 9688 3018
E info@tonyowen.com.au
Tony Owen Partners Architects Reg. No 7080

**Project**

Leppington

**Project address**
297 BRINGELLY ROAD,
LEPPINGTON NSW 2179

**Key plan**



| Scale | Date |
|---|---|
| 1 : 200 | 19/06/26 |

Drawing title
SITE C INNER NORTH ELEVATION

| Project no. 1078 | Drawing no. | Rev. |
|---|---|---|
| Drawn TL | A224 | A |

Drawing status
SSD SUBMISSION

17/06/2026 4:51:57 PM

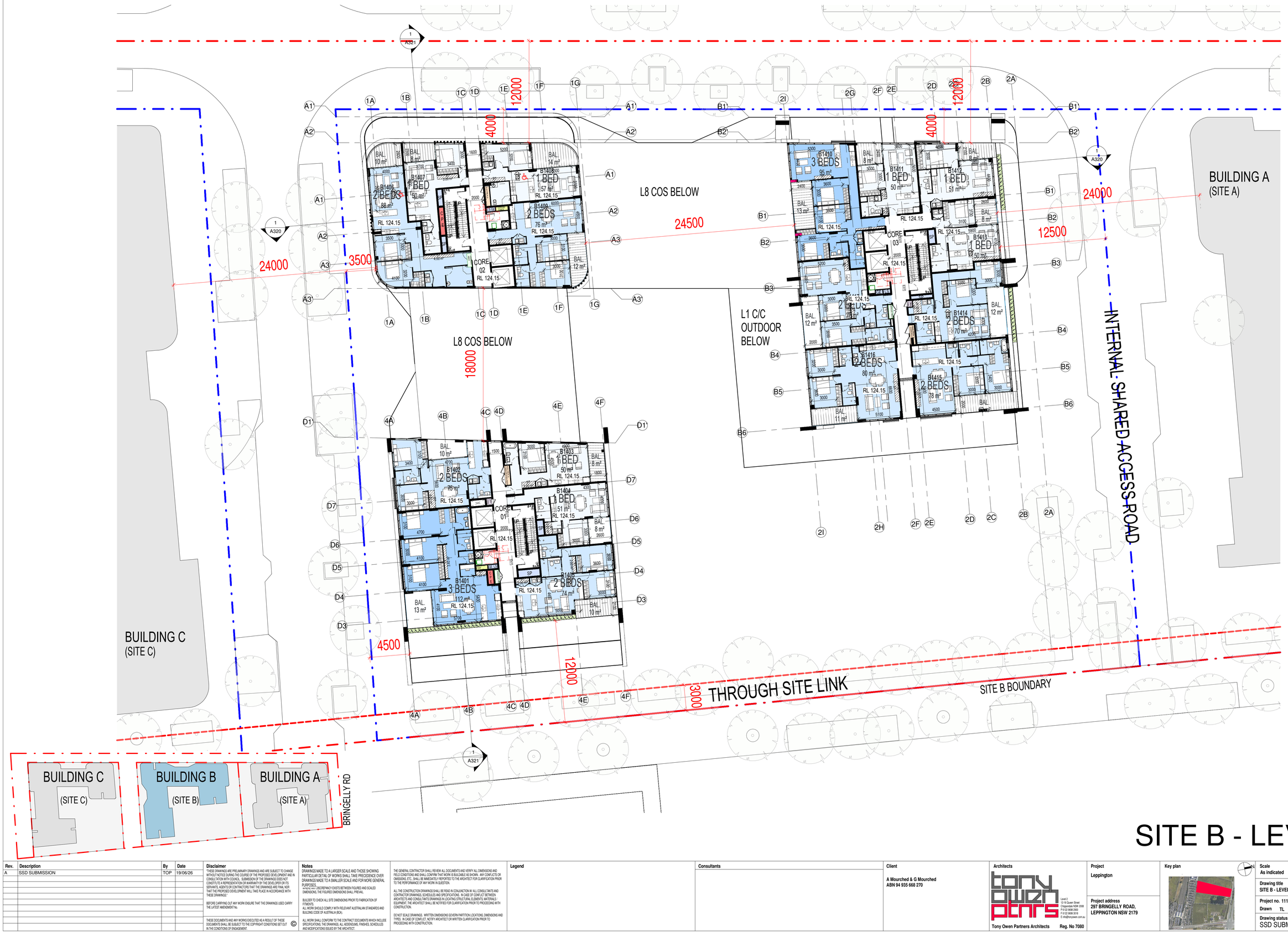


# SITE B - LEVEL 14

| Rev. | Description | By | Date |
|---|---|---|---|
| A | SSD SUBMISSION | TOP | 19/06/26 |

**Disclaimer**

THESE DRAWINGS ARE PRELIMINARY DRAWINGS AND ARE SUBJECT TO CHANGE WITHOUT NOTICE DURING THE COURSE OF THE PROPOSED DEVELOPMENT AND IN CONSULTATION WITH COUNCIL. SUBMISSION OF THE DRAWINGS DOES NOT CONSTITUTE A REPRESENTATION OR WARRANTY BY THE DEVELOPER OR ITS SERVANTS, AGENTS OR CONTRACTORS THAT THE DRAWINGS ARE FINAL NOR THAT THE PROPOSED DEVELOPMENT WILL TAKE PLACE IN ACCORDANCE WITH THESE DRAWINGS.

BEFORE CARRYING OUT ANY WORK ENSURE THAT THE DRAWINGS USED CARRY THE LATEST AMENDMENT No.

THESE DOCUMENTS AND ANY WORKS EXECUTED AS A RESULT OF THESE DOCUMENTS SHALL BE SUBJECT TO THE COPYRIGHT CONDITIONS SET OUT IN THE CONDITIONS OF ENGAGEMENT. ©

**Notes**

DRAWINGS MADE TO A LARGER SCALE AND THOSE SHOWING PARTICULAR DETAIL OF WORKS SHALL TAKE PRECEDENCE OVER DRAWINGS MADE TO A SMALLER SCALE AND FOR MORE GENERAL PURPOSES.

WHERE ANY DISCREPANCY EXISTS BETWEEN FIGURED AND SCALED DIMENSIONS, THE FIGURED DIMENSIONS SHALL PREVAIL.

BUILDER TO CHECK ALL SITE DIMENSIONS PRIOR TO FABRICATION OF ITEMS/ETC.

ALL WORK SHOULD COMPLY WITH RELEVANT AUSTRALIAN STANDARDS AND BUILDING CODE OF AUSTRALIA (BCA).

ALL WORK SHALL CONFORM TO THE CONTRACT DOCUMENTS WHICH INCLUDE SPECIFICATIONS, THE DRAWINGS, ALL ADDENDUMS, FINISHES, SCHEDULES AND MODIFICATIONS ISSUED BY THE ARCHITECT.

THE GENERAL CONTRACTOR SHALL REVIEW ALL DOCUMENTS AND VERIFY ALL DIMENSIONS AND FIELD CONDITIONS AND SHALL CONFIRM THAT WORK IS BUILDABLE AS SHOWN. ANY CONFLICTS OR OMISSIONS, ETC., SHALL BE IMMEDIATELY REPORTED TO THE ARCHITECT FOR CLARIFICATION PRIOR TO THE PERFORMANCE OF ANY WORK IN QUESTION.

ALL THE CONSTRUCTION DRAWINGS SHALL BE READ IN CONJUNCTION W/ ALL CONSULTANTS AND CONTRACTOR DRAWINGS, SCHEDULES AND SPECIFICATIONS. IN CASE OF CONFLICT BETWEEN ARCHITECTS AND CONSULTANTS DRAWINGS IN LOCATING STRUCTURAL ELEMENTS, MATERIALS / EQUIPMENT, THE ARCHITECT SHALL BE NOTIFIED FOR CLARIFICATION PRIOR TO PROCEEDING WITH CONSTRUCTION.

DO NOT SCALE DRAWINGS. WRITTEN DIMENSIONS GOVERN PARTITION LOCATIONS, DIMENSIONS AND TYPES. IN CASE OF CONFLICT, NOTIFY ARCHITECT OR WRITTEN CLARIFICATION PRIOR TO PROCEEDING WITH CONSTRUCTION.

**Legend**

**Consultants**

**Client**

A Mourched & G Mourched
ABN 94 935 668 270

**Architects**

tony owen ptnrs
Tony Owen Partners Architects Reg. No 7080

Level 2
15-16 Queen Street
Chippendale NSW 2008
P 9122 9698 2900
F 9122 9698 3018
E info@tonyowen.com.au

**Project**

Leppington

**Project address**
297 BRINGELLY ROAD,
LEPPINGTON NSW 2179

**Key plan**



**Scale**
As indicated

**Date**
19/06/26

**Drawing title**
SITE B - LEVEL 14

**Project no.** 1111 **Drawing no.** A142 **Rev.** A

**Drawn** TL

**Drawing status**
SSD SUBMISSION

17/06/2026 9:44:11 AM

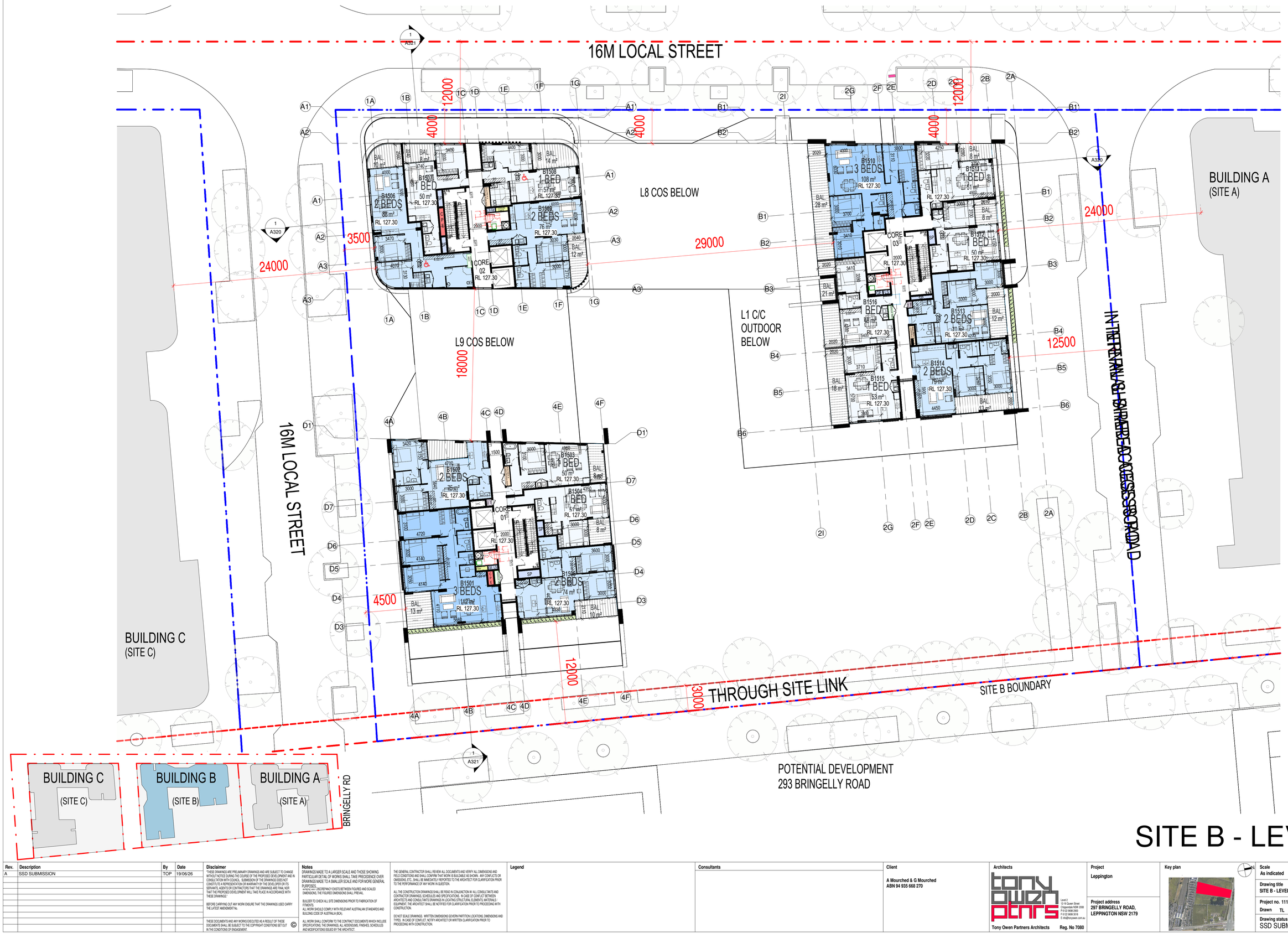


# SITE B - LEVEL 15

| Rev. | Description | By | Date |
|---|---|---|---|
| A | SSD SUBMISSION | TOP | 19/06/26 |

**Disclaimer**

"THESE DRAWINGS ARE PRELIMINARY DRAWINGS AND ARE SUBJECT TO CHANGE WITHOUT NOTICE DURING THE COURSE OF THE PROPOSED DEVELOPMENT AND IN CONSULTATION WITH COUNCIL. SUBMISSION OF THE DRAWINGS DOES NOT CONSTITUTE A REPRESENTATION OR WARRANTY BY THE DEVELOPER OR ITS SERVANTS, AGENTS OR CONTRACTORS THAT THE DRAWINGS ARE FINAL NOR THAT THE PROPOSED DEVELOPMENT WILL TAKE PLACE IN ACCORDANCE WITH THESE DRAWINGS."

BEFORE CARRYING OUT ANY WORK ENSURE THAT THE DRAWINGS USED CARRY THE LATEST AMENDMENT No.

THESE DOCUMENTS AND ANY WORKS EXECUTED AS A RESULT OF THESE DOCUMENTS SHALL BE SUBJECT TO THE COPYRIGHT CONDITIONS SET OUT IN THE CONDITIONS OF ENGAGEMENT. ©

**Notes**

DRAWINGS MADE TO A LARGER SCALE AND THOSE SHOWING PARTICULAR DETAIL OF WORKS SHALL TAKE PRECEDENCE OVER DRAWINGS MADE TO A SMALLER SCALE AND FOR MORE GENERAL PURPOSES.
WHERE ANY DISCREPANCY EXISTS BETWEEN FIGURED AND SCALED DIMENSIONS, THE FIGURED DIMENSIONS SHALL PREVAIL.

BUILDER TO CHECK ALL SITE DIMENSIONS PRIOR TO FABRICATION OF ITEMS/ITS.
ALL WORK SHOULD COMPLY WITH RELEVANT AUSTRALIAN STANDARDS AND BUILDING CODE OF AUSTRALIA BCA.

ALL WORK SHALL CONFORM TO THE CONTRACT DOCUMENTS WHICH INCLUDE SPECIFICATIONS, THE DRAWINGS, ALL ADDENDUMS, FINISHES, SCHEDULES AND MODIFICATIONS ISSUED BY THE ARCHITECT.

THE GENERAL CONTRACTOR SHALL REVIEW ALL DOCUMENTS AND VERIFY ALL DIMENSIONS AND FIELD CONDITIONS AND SHALL CONFIRM THAT WORK IS BUILDABLE AS SHOWN. ANY CONFLICTS OR OMISSIONS, ETC., SHALL BE IMMEDIATELY REPORTED TO THE ARCHITECT FOR CLARIFICATION PRIOR TO THE PERFORMANCE OF ANY WORK IN QUESTION.

ALL THE CONSTRUCTION DRAWINGS SHALL BE READ IN CONJUNCTION WITH ALL CONSULTANTS AND CONTRACTOR DRAWINGS, SCHEDULES AND SPECIFICATIONS. IN CASE OF CONFLICT BETWEEN ARCHITECTS AND CONSULTANTS DRAWINGS IN LOCATING STRUCTURAL ELEMENTS, MATERIALS, EQUIPMENT, THE ARCHITECT SHALL BE NOTIFIED FOR CLARIFICATION PRIOR TO PROCEEDING WITH CONSTRUCTION.

DO NOT SCALE DRAWINGS. WRITTEN DIMENSIONS GOVERN PARTITION LOCATIONS, DIMENSIONS AND TYPES. IN CASE OF CONFLICT, NOTIFY ARCHITECT OR WRITTEN CLARIFICATION PRIOR TO PROCEEDING WITH CONSTRUCTION.

**Legend**

**Consultants**

**Client**

A Mourched & G Mourched
ABN 94 935 668 270

**Architects**

tony owen ptnrs
Level 2
15-19 Gwen Street
Wagga Wagga NSW 2650
P 6932 9688 2600
F 6932 9688 2610
E info@tonyowen.com.au

Tony Owen Partners Architects Reg. No 7080

**Project**

Leppington

**Project address**
297 BRINGELLY ROAD,
LEPPINGTON NSW 2179

**Key plan**



**Scale**
As indicated

**Date**
19/06/26

**Drawing title**
SITE B - LEVEL 15

**Project no.** 1111 **Drawing no.** A143 **Rev.** A

**Drawn** TL

**Drawing status**
SSD SUBMISSION

17/06/2026 9:44:13 AM




# SITE B - LEVEL 16

| Rev. | Description | By | Date |
|---|---|---|---|
| A | SSD SUBMISSION | TOP | 19/06/26 |

**Disclaimer**

"THESE DRAWINGS ARE PRELIMINARY DRAWINGS AND ARE SUBJECT TO CHANGE WITHOUT NOTICE DURING THE COURSE OF THE PROPOSED DEVELOPMENT AND IN CONSULTATION WITH COUNCIL. SUBMISSION OF THE DRAWINGS DOES NOT CONSTITUTE A REPRESENTATION OR WARRANTY BY THE DEVELOPER OR ITS SERVANTS, AGENTS OR CONTRACTORS THAT THE DRAWINGS ARE FINAL NOR THAT THE PROPOSED DEVELOPMENT WILL TAKE PLACE IN ACCORDANCE WITH THESE DRAWINGS."

BEFORE CARRYING OUT ANY WORK ENSURE THAT THE DRAWINGS USED CARRY THE LATEST AMENDMENT No.

THESE DOCUMENTS AND ANY WORKS EXECUTED AS A RESULT OF THESE DOCUMENTS SHALL BE SUBJECT TO THE COPYRIGHT CONDITIONS SET OUT IN THE CONDITIONS OF ENGAGEMENT. ©

**Notes**

DRAWINGS MADE TO A LARGER SCALE AND THOSE SHOWING PARTICULAR DETAIL OF WORKS SHALL TAKE PRECEDENCE OVER DRAWINGS MADE TO A SMALLER SCALE AND FOR MORE GENERAL PURPOSES.

WHERE ANY DISCREPANCY EXISTS BETWEEN FIGURED AND SCALED DIMENSIONS, THE FIGURED DIMENSIONS SHALL PREVAIL.

BUILDER TO CHECK ALL SITE DIMENSIONS PRIOR TO FABRICATION OF FITMENTS.

ALL WORK SHOULD COMPLY WITH RELEVANT AUSTRALIAN STANDARDS AND BUILDING CODE OF AUSTRALIA (BCA).

ALL WORK SHALL CONFORM TO THE CONTRACT DOCUMENTS WHICH INCLUDE SPECIFICATIONS, THE DRAWINGS, ALL ADDENDUMS, FINISHES, SCHEDULES AND MODIFICATIONS ISSUED BY THE ARCHITECT.

THE GENERAL CONTRACTOR SHALL REVIEW ALL DOCUMENTS AND VERIFY ALL DIMENSIONS AND FIELD CONDITIONS AND SHALL CONFIRM THAT WORK IS BUILDABLE AS SHOWN. ANY CONFLICTS OR OMISSIONS, ETC., SHALL BE IMMEDIATELY REPORTED TO THE ARCHITECT FOR CLARIFICATION PRIOR TO THE PERFORMANCE OF ANY WORK IN QUESTION.

ALL THE CONSTRUCTION DRAWINGS SHALL BE READ IN CONJUNCTION W/ ALL CONSULTANTS AND CONTRACTOR DRAWINGS, SCHEDULES AND SPECIFICATIONS. IN CASE OF CONFLICT BETWEEN ARCHITECTS AND CONSULTANTS DRAWINGS IN LOCATING STRUCTURAL ELEMENTS, MATERIALS / EQUIPMENT, THE ARCHITECT SHALL BE NOTIFIED FOR CLARIFICATION PRIOR TO PROCEEDING WITH CONSTRUCTION.

DO NOT SCALE DRAWINGS. WRITTEN DIMENSIONS GOVERN PARTITION LOCATIONS, DIMENSIONS AND TYPES. IN CASE OF CONFLICT, NOTIFY ARCHITECT OR WRITTEN CLARIFICATION PRIOR TO PROCEEDING WITH CONSTRUCTION.

**Legend**

**Consultants**

**Client**

A Mourched & G Mourched
ABN 94 935 668 270

**Architects**

tony owen ptnrs
Level 2
12-16 Queen Street
Chippendale NSW 2008
P 0122 9698 2900
F 0122 9698 2918
E info@tonyowen.com.au

Tony Owen Partners Architects Reg. No 7080

**Project**

Leppington

**Project address**

297 BRINGELLY ROAD,
LEPPINGTON NSW 2179

**Key plan**



| Scale | Date |
|---|---|
| As indicated | 19/06/26 |

**Drawing title**
SITE B - LEVEL 16

| Project no. | Drawing no. | Rev. |
|---|---|---|
| 1111 | A144 | A |

Drawn TL

**Drawing status**
SSD SUBMISSION

17/06/2026 9:44:19 AM

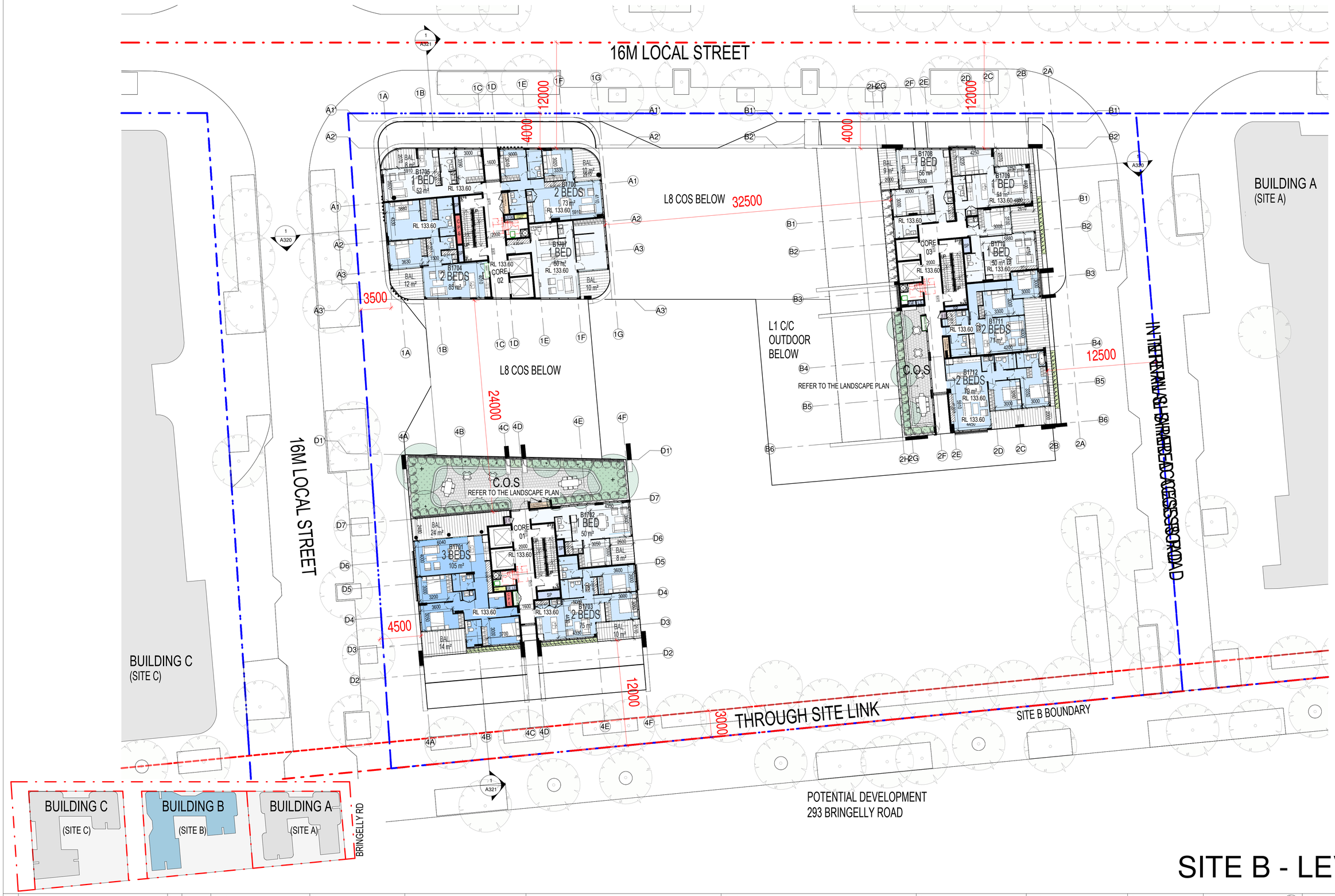


# SITE B - LEVEL 17

| Rev. | Description | By | Date |
|---|---|---|---|
| A | SSD SUBMISSION | TOP | 19/06/26 |

**Disclaimer**

"THESE DRAWINGS ARE PRELIMINARY DRAWINGS AND ARE SUBJECT TO CHANGE WITHOUT NOTICE DURING THE COURSE OF THE PROPOSED DEVELOPMENT AND IN CONSULTATION WITH COUNCIL. SUBMISSION OF THE DRAWINGS DOES NOT CONSTITUTE A REPRESENTATION OR WARRANTY BY THE DEVELOPER OR ITS SERVANTS, AGENTS OR CONTRACTORS THAT THE DRAWINGS ARE FINAL NOR THAT THE PROPOSED DEVELOPMENT WILL TAKE PLACE IN ACCORDANCE WITH THESE DRAWINGS."

BEFORE CARRYING OUT ANY WORK ENSURE THAT THE DRAWINGS USED CARRY THE LATEST AMENDMENT No.

THESE DOCUMENTS AND ANY WORKS EXECUTED AS A RESULT OF THESE DOCUMENTS SHALL BE SUBJECT TO THE COPYRIGHT CONDITIONS SET OUT IN THE CONDITIONS OF ENGAGEMENT. ©

**Notes**

DRAWINGS MADE TO A LARGER SCALE AND THOSE SHOWING PARTICULAR DETAIL OF WORKS SHALL TAKE PRECEDENCE OVER DRAWINGS MADE TO A SMALLER SCALE AND FOR MORE GENERAL PURPOSES.

WHERE ANY DISCREPANCY EXISTS BETWEEN FIGURED AND SCALED DIMENSIONS, THE FIGURED DIMENSIONS SHALL PREVAIL.

BUILDER TO CHECK ALL SITE DIMENSIONS PRIOR TO FABRICATION OF FITMENTS.

ALL WORK SHOULD COMPLY WITH RELEVANT AUSTRALIAN STANDARDS AND BUILDING CODE OF AUSTRALIA (BCA).

ALL WORK SHALL CONFORM TO THE CONTRACT DOCUMENTS WHICH INCLUDE SPECIFICATIONS, THE DRAWINGS, ALL ADDENDUMS, FINISHES, SCHEDULES AND MODIFICATIONS ISSUED BY THE ARCHITECT.

THE GENERAL CONTRACTOR SHALL REVIEW ALL DOCUMENTS AND VERIFY ALL DIMENSIONS AND FIELD CONDITIONS AND SHALL CONFIRM THAT WORK IS BUILDABLE AS SHOWN. ANY CONFLICTS OR OMISSIONS, ETC., SHALL BE IMMEDIATELY REPORTED TO THE ARCHITECT FOR CLARIFICATION PRIOR TO THE PERFORMANCE OF ANY WORK IN QUESTION.

ALL THE CONSTRUCTION DRAWINGS SHALL BE READ IN CONJUNCTION W/ ALL CONSULTANTS AND CONTRACTOR DRAWINGS, SCHEDULES AND SPECIFICATIONS. IN CASE OF CONFLICT BETWEEN ARCHITECTS AND CONSULTANTS DRAWINGS IN LOCATING STRUCTURAL ELEMENTS, MATERIALS / EQUIPMENT, THE ARCHITECT SHALL BE NOTIFIED FOR CLARIFICATION PRIOR TO PROCEEDING WITH CONSTRUCTION.

DO NOT SCALE DRAWINGS. WRITTEN DIMENSIONS GOVERN PARTITION LOCATIONS, DIMENSIONS AND TYPES. IN CASE OF CONFLICT, NOTIFY ARCHITECT OR WRITTEN CLARIFICATION PRIOR TO PROCEEDING WITH CONSTRUCTION.

**Legend**

**Consultants**

**Client**

A Mourched & G Mourched
ABN 94 935 668 270

**Architects**

tony owen ptnrs
Level 2
13-16 Queen Street
Chippendale NSW 2008
P 0122 9698 2900
F 0122 9698 3018
E info@tonyowen.com.au
Tony Owen Partners Architects Reg. No 7080

**Project**

Leppington

**Project address**

297 BRINGELLY ROAD,
LEPPINGTON NSW 2179

**Key plan**



**Scale** As indicated

**Date** 19/06/26

**Drawing title** SITE B - LEVEL 17

**Project no.** 1111 **Drawing no.** A145 **Rev.** A

**Drawn** TL

**Drawing status** SSD SUBMISSION

17/06/2026 9:44:24 AM

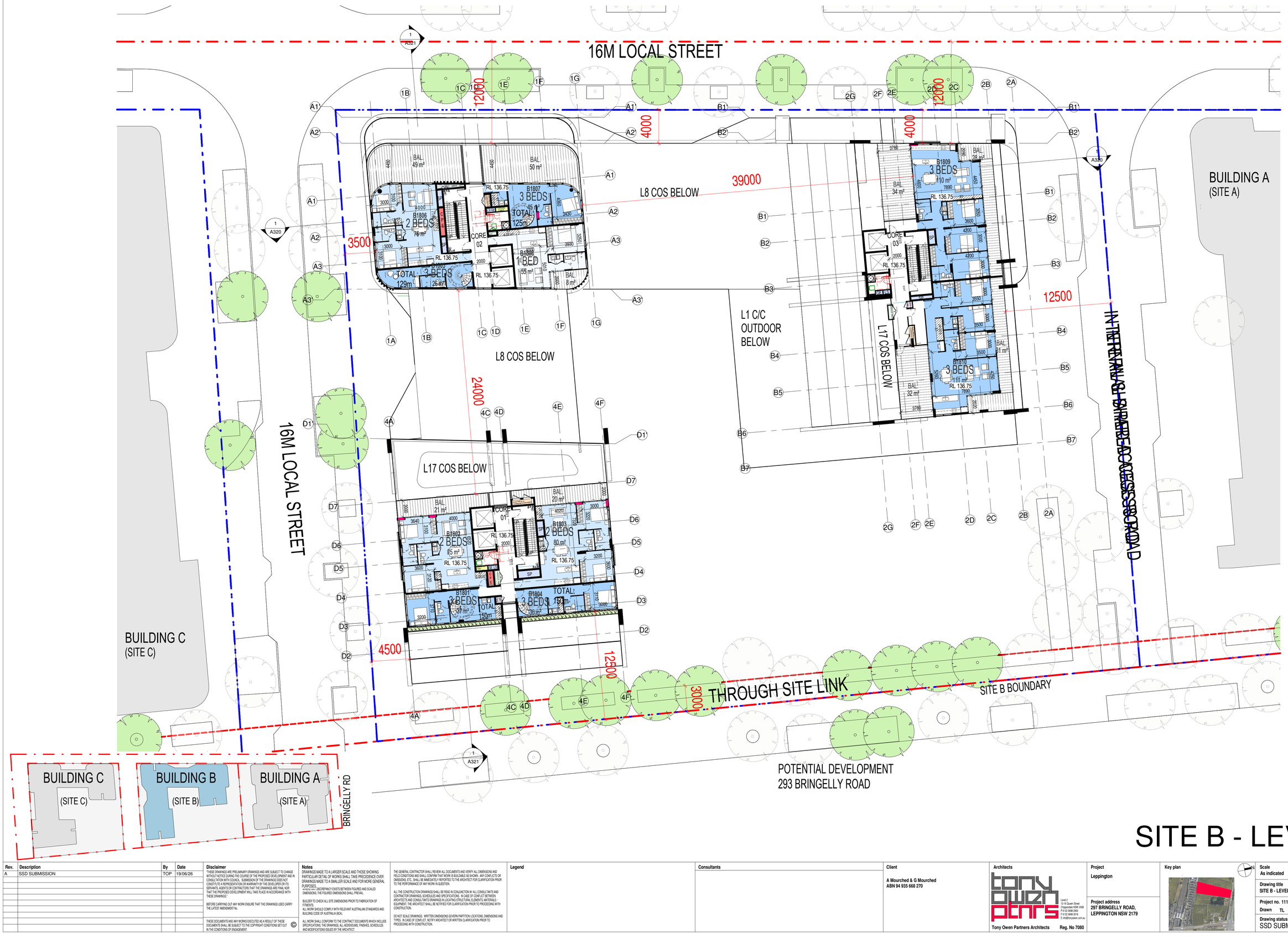


# SITE B - LEVEL 18

| Rev. | Description | By | Date |
|---|---|---|---|
| A | SSD SUBMISSION | TOP | 19/06/26 |

**Disclaimer**

THESE DRAWINGS ARE PRELIMINARY DRAWINGS AND ARE SUBJECT TO CHANGE WITHOUT NOTICE DURING THE COURSE OF THE PROPOSED DEVELOPMENT AND IN CONSULTATION WITH COUNCIL. SUBMISSION OF THE DRAWINGS DOES NOT CONSTITUTE A REPRESENTATION OR WARRANTY BY THE DEVELOPER OR ITS SERVANTS, AGENTS OR CONTRACTORS THAT THE DRAWINGS ARE FINAL NOR THAT THE PROPOSED DEVELOPMENT WILL TAKE PLACE IN ACCORDANCE WITH THESE DRAWINGS.

BEFORE CARRYING OUT ANY WORK ENSURE THAT THE DRAWINGS USED CARRY THE LATEST AMENDMENT No.

THESE DOCUMENTS AND ANY WORKS EXECUTED AS A RESULT OF THESE DOCUMENTS SHALL BE SUBJECT TO THE COPYRIGHT CONDITIONS SET OUT IN THE CONDITIONS OF ENGAGEMENT. ©

**Notes**

DRAWINGS MADE TO A LARGER SCALE AND THOSE SHOWING PARTICULAR DETAIL OF WORKS SHALL TAKE PRECEDENCE OVER DRAWINGS MADE TO A SMALLER SCALE AND FOR MORE GENERAL PURPOSES.
WHERE ANY DISCREPANCY EXISTS BETWEEN FIGURED AND SCALED DIMENSIONS, THE FIGURED DIMENSIONS SHALL PREVAIL.

BUILDER TO CHECK ALL SITE DIMENSIONS PRIOR TO FABRICATION OF FITMENTS.
ALL WORK SHOULD COMPLY WITH RELEVANT AUSTRALIAN STANDARDS AND BUILDING CODE OF AUSTRALIA (BCA).

ALL WORK SHALL CONFORM TO THE CONTRACT DOCUMENTS WHICH INCLUDE SPECIFICATIONS, THE DRAWINGS, ALL ADDENDUMS, FINISHES, SCHEDULES AND MODIFICATIONS ISSUED BY THE ARCHITECT.

THE GENERAL CONTRACTOR SHALL REVIEW ALL DOCUMENTS AND VERIFY ALL DIMENSIONS AND FIELD CONDITIONS AND SHALL CONFIRM THAT WORK IS BUILDABLE AS SHOWN. ANY CONFLICTS OR OMISSIONS, ETC., SHALL BE IMMEDIATELY REPORTED TO THE ARCHITECT FOR CLARIFICATION PRIOR TO THE PERFORMANCE OF ANY WORK IN QUESTION.

ALL THE CONSTRUCTION DRAWINGS SHALL BE READ IN CONJUNCTION W/ ALL CONSULTANTS AND CONTRACTOR DRAWINGS, SCHEDULES AND SPECIFICATIONS. IN CASE OF CONFLICT BETWEEN ARCHITECTS AND CONSULTANTS DRAWINGS IN LOCATING STRUCTURAL ELEMENTS, MATERIALS / EQUIPMENT, THE ARCHITECT SHALL BE NOTIFIED FOR CLARIFICATION PRIOR TO PROCEEDING WITH CONSTRUCTION.

DO NOT SCALE DRAWINGS. WRITTEN DIMENSIONS GOVERN PARTITION LOCATIONS, DIMENSIONS AND TYPES. IN CASE OF CONFLICT, NOTIFY ARCHITECT OR WRITTEN CLARIFICATION PRIOR TO PROCEEDING WITH CONSTRUCTION.

**Legend**

**Consultants**

**Client**

A Mourched & G Mourched
ABN 94 935 668 270

**Architects**

tony owen ptnrs
Level 2
15-16 Queen Street
Chippendale NSW 2008
P 9122 9698 2900
F 9122 9698 2918
E info@tonyowen.com.au
Tony Owen Partners Architects Reg. No 7080

**Project**

Leppington

**Project address**
297 BRINGELLY ROAD,
LEPPINGTON NSW 2179

**Key plan**



**Scale**
As indicated

**Date**
19/06/26

**Drawing title**
SITE B - LEVEL 18

**Project no.** 1111 **Drawing no.** **Rev.**
**Drawn** TL A146 A

**Drawing status**
SSD SUBMISSION

17/06/2026 9:44:30 AM

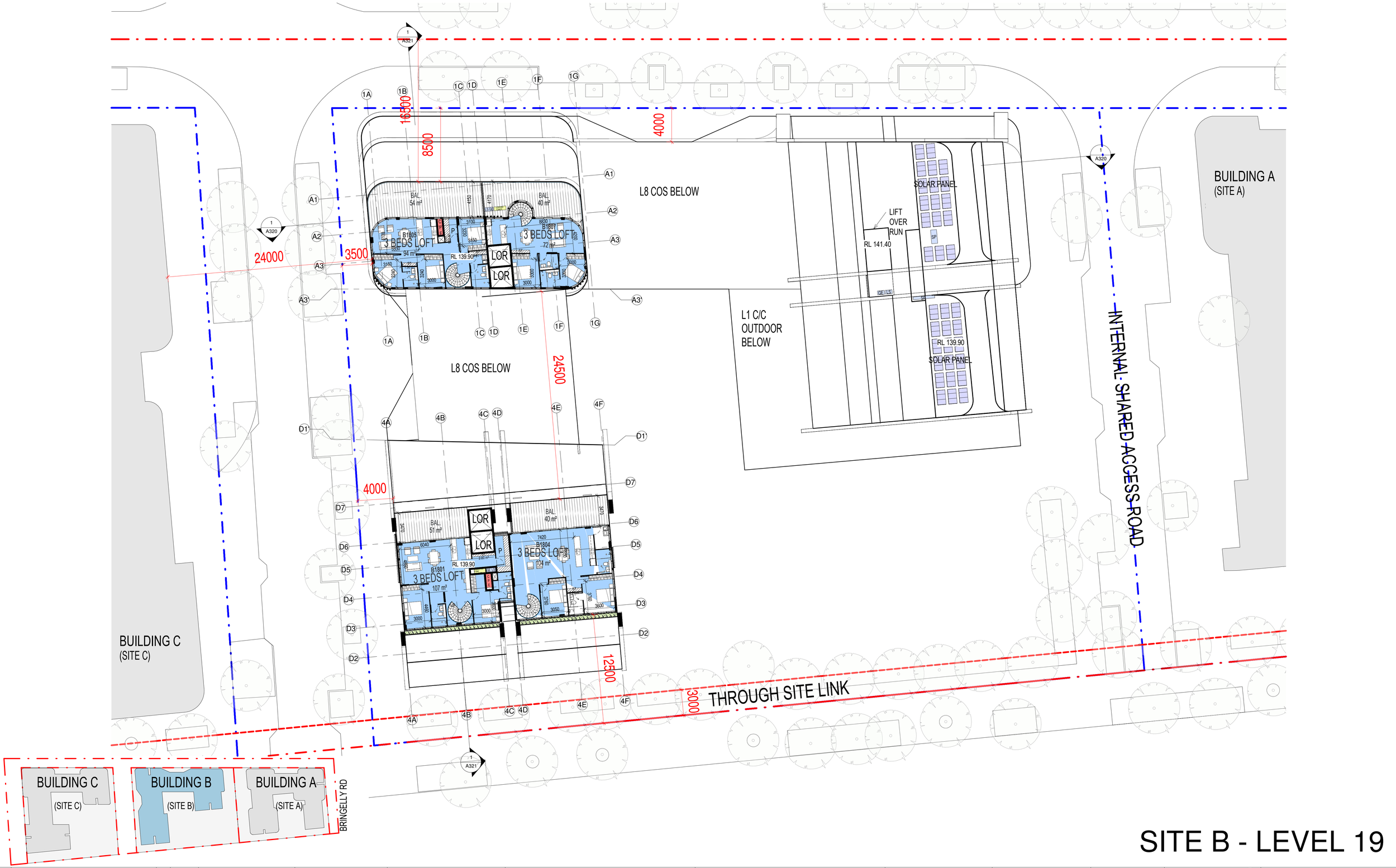


# SITE B - LEVEL 19

| Rev. | Description | By | Date |
|---|---|---|---|
| A | SSD SUBMISSION | TOP | 19/06/26 |

**Disclaimer**

THESE DRAWINGS ARE PRELIMINARY DRAWINGS AND ARE SUBJECT TO CHANGE WITHOUT NOTICE DURING THE COURSE OF THE PROPOSED DEVELOPMENT AND IN CONSULTATION WITH COUNCIL. SUBMISSION OF THE DRAWINGS DOES NOT CONSTITUTE A REPRESENTATION OR WARRANTY BY THE DEVELOPER OR ITS SERVANTS, AGENTS OR CONTRACTORS THAT THE DRAWINGS ARE FINAL NOR THAT THE PROPOSED DEVELOPMENT WILL TAKE PLACE IN ACCORDANCE WITH THESE DRAWINGS.

BEFORE CARRYING OUT ANY WORK ENSURE THAT THE DRAWINGS USED CARRY THE LATEST AMENDMENT No.

THESE DOCUMENTS AND ANY WORKS EXECUTED AS A RESULT OF THESE DOCUMENTS SHALL BE SUBJECT TO THE COPYRIGHT CONDITIONS SET OUT IN THE CONDITIONS OF ENGAGEMENT. ©

**Notes**

DRAWINGS MADE TO A LARGER SCALE AND THOSE SHOWING PARTICULAR DETAIL OF WORKS SHALL TAKE PRECEDENCE OVER DRAWINGS MADE TO A SMALLER SCALE AND FOR MORE GENERAL PURPOSES.

WHERE ANY DISCREPANCY EXISTS BETWEEN FIGURED AND SCALED DIMENSIONS, THE FIGURED DIMENSIONS SHALL PREVAIL.

BUILDER TO CHECK ALL SITE DIMENSIONS PRIOR TO FABRICATION OF FITMENTS.

ALL WORK SHOULD COMPLY WITH RELEVANT AUSTRALIAN STANDARDS AND BUILDING CODE OF AUSTRALIA (BCA).

ALL WORK SHALL CONFORM TO THE CONTRACT DOCUMENTS WHICH INCLUDE SPECIFICATIONS, THE DRAWINGS, ALL ADDENDUMS, FINISHES, SCHEDULES AND MODIFICATIONS ISSUED BY THE ARCHITECT.

THE GENERAL CONTRACTOR SHALL REVIEW ALL DOCUMENTS AND VERIFY ALL DIMENSIONS AND FIELD CONDITIONS AND SHALL CONFIRM THAT WORK IS BUILDABLE AS SHOWN. ANY CONFLICTS OR OMISSIONS, ETC., SHALL BE IMMEDIATELY REPORTED TO THE ARCHITECT FOR CLARIFICATION PRIOR TO THE PERFORMANCE OF ANY WORK IN QUESTION.

ALL THE CONSTRUCTION DRAWINGS SHALL BE READ IN CONJUNCTION W/ ALL CONSULTANTS AND CONTRACTOR DRAWINGS, SCHEDULES AND SPECIFICATIONS. IN CASE OF CONFLICT BETWEEN ARCHITECTS AND CONSULTANTS DRAWINGS IN LOCATING STRUCTURAL ELEMENTS, MATERIALS / EQUIPMENT, THE ARCHITECT SHALL BE NOTIFIED FOR CLARIFICATION PRIOR TO PROCEEDING WITH CONSTRUCTION.

DO NOT SCALE DRAWINGS. WRITTEN DIMENSIONS GOVERN PARTITION LOCATIONS, DIMENSIONS AND TYPES. IN CASE OF CONFLICT, NOTIFY ARCHITECT OR WRITTEN CLARIFICATION PRIOR TO PROCEEDING WITH CONSTRUCTION.

**Legend**

**Consultants**

**Client**

A Mourched & G Mourched
ABN 94 935 668 270

**Architects**

tony owen ptnrs

Level 2
15-19 Queen Street
Chippendale NSW 2008
P 8122 9696 2900
F 8122 9698 2018
E info@tonyowen.com.au

Tony Owen Partners Architects Reg. No 7080

**Project**

Leppington

**Project address**
297 BRINGELLY ROAD,
LEPPINGTON NSW 2179

**Key plan**



| Scale | Date |
|---|---|
| As indicated | 19/06/26 |

**Drawing title**
SITE B - LEVEL 19

| Project no. | Drawing no. | Rev. |
|---|---|---|
| 1111 | A147 | A |

Drawn TL

**Drawing status**
SSD SUBMISSION

17/06/2026 9:44:36 AM

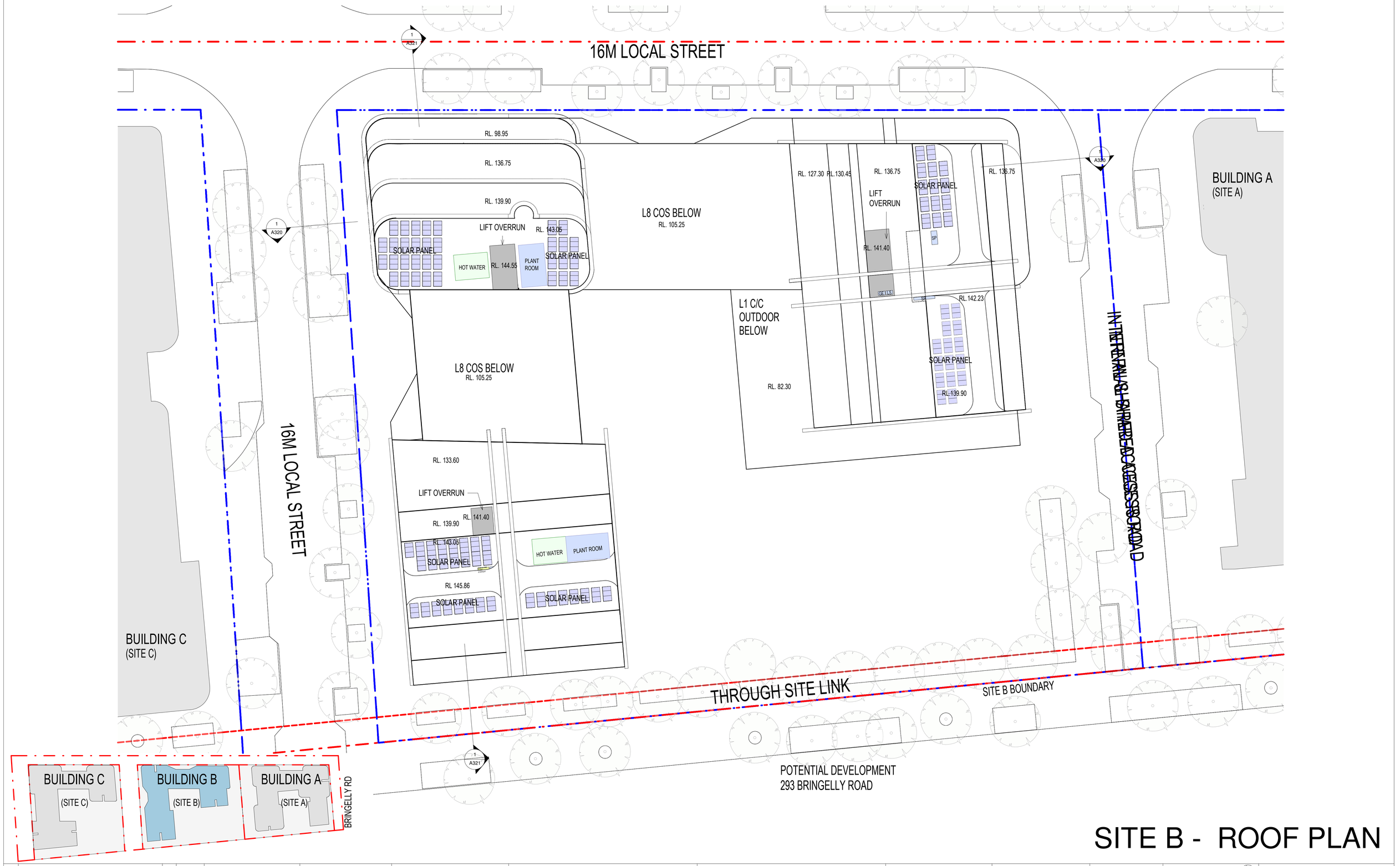


# SITE B - ROOF PLAN

| Rev. | Description | By | Date |
|---|---|---|---|
| A | SSD SUBMISSION | TOP | 19/06/26 |

**Disclaimer**

THESE DRAWINGS ARE PRELIMINARY DRAWINGS AND ARE SUBJECT TO CHANGE WITHOUT NOTICE DURING THE COURSE OF THE PROPOSED DEVELOPMENT AND IN CONSULTATION WITH COUNCIL. SUBMISSION OF THE DRAWINGS DOES NOT CONSTITUTE A REPRESENTATION OR WARRANTY BY THE DEVELOPER OR ITS SERVANTS, AGENTS OR CONTRACTORS THAT THE DRAWINGS ARE FINAL NOR THAT THE PROPOSED DEVELOPMENT WILL TAKE PLACE IN ACCORDANCE WITH THESE DRAWINGS.

BEFORE CARRYING OUT ANY WORK ENSURE THAT THE DRAWINGS USED CARRY THE LATEST AMENDMENT No.

© THESE DOCUMENTS AND ANY WORKS EXECUTED AS A RESULT OF THESE DOCUMENTS SHALL BE SUBJECT TO THE COPYRIGHT CONDITIONS SET OUT IN THE CONDITIONS OF ENGAGEMENT.

**Notes**

DRAWINGS MADE TO A LARGER SCALE AND THOSE SHOWING PARTICULAR DETAIL OF WORKS SHALL TAKE PRECEDENCE OVER DRAWINGS MADE TO A SMALLER SCALE AND FOR MORE GENERAL PURPOSES.
WHERE ANY DISCREPANCY EXISTS BETWEEN FIGURED AND SCALED DIMENSIONS, THE FIGURED DIMENSIONS SHALL PREVAIL.

BUILDER TO CHECK ALL SITE DIMENSIONS PRIOR TO FABRICATION OF FITMENTS.
ALL WORK SHOULD COMPLY WITH RELEVANT AUSTRALIAN STANDARDS AND BUILDING CODE OF AUSTRALIA (BCA).

ALL WORK SHALL CONFORM TO THE CONTRACT DOCUMENTS WHICH INCLUDE SPECIFICATIONS, THE DRAWINGS, ALL ADDENDUMS, FINISHES, SCHEDULES AND MODIFICATIONS ISSUED BY THE ARCHITECT.

THE GENERAL CONTRACTOR SHALL REVIEW ALL DOCUMENTS AND VERIFY ALL DIMENSIONS AND FIELD CONDITIONS AND SHALL CONFIRM THAT WORK IS BUILDABLE AS SHOWN. ANY CONFLICTS OR OMISSIONS, ETC., SHALL BE IMMEDIATELY REPORTED TO THE ARCHITECT FOR CLARIFICATION PRIOR TO THE PERFORMANCE OF ANY WORK IN QUESTION.

ALL THE CONSTRUCTION DRAWINGS SHALL BE READ IN CONJUNCTION W/ ALL CONSULTANTS AND CONTRACTOR DRAWINGS, SCHEDULES AND SPECIFICATIONS. IN CASE OF CONFLICT BETWEEN ARCHITECTS AND CONSULTANTS DRAWINGS IN LOCATING STRUCTURAL ELEMENTS, MATERIALS / EQUIPMENT, THE ARCHITECT SHALL BE NOTIFIED FOR CLARIFICATION PRIOR TO PROCEEDING WITH CONSTRUCTION.

DO NOT SCALE DRAWINGS. WRITTEN DIMENSIONS GOVERN PARTITION LOCATIONS, DIMENSIONS AND TYPES. IN CASE OF CONFLICT, NOTIFY ARCHITECT OR WRITTEN CLARIFICATION PRIOR TO PROCEEDING WITH CONSTRUCTION.

**Legend**

**Consultants**

**Client**

A Mourched & G Mourched
ABN 94 935 668 270

**Architects**

tony owen ptnrs
Tony Owen Partners Architects Reg. No 7080
Level 2
15-19 Queen Street
Chippendale NSW 2008
P 8122 9698 2900
F 8122 9698 2918
E info@tonyowen.com.au

**Project**

Leppington

**Project address**
297 BRINGELLY ROAD,
LEPPINGTON NSW 2179

**Key plan**



| Scale | Date |
|---|---|
| As indicated | 19/06/26 |

**Drawing title**
SITE B - ROOF PLAN

| Project no. 1111 | Drawing no. | Rev. |
|---|---|---|
| Drawn TL | A148 | A |

**Drawing status**
SSD SUBMISSION

17/06/2026 9:44:39 AM

# EXTERNAL FINISHES LEGEND

1. RENDERED PAINTED CONCRETE - DULUX ACYLIC RENDER LEXICON QUARTER OR SIMILAR
2. TIMBER LOOK ALUMINIUM VERTUCAL LOUVRES
3. RENDERED PAINTED CONCRETE - TERRACE WHITE OR SIMILAR
4. POWDER COATED BASALT ALUMINIUM FRAMED GLASS WINDOW - CLEAR GLASS
5. POWDER COATED BASALT ALUMINIUM FRAMED SLIDING GLASS DOOR - CLEAR GLASS
6. POWDER COATED ALUMINIUM FRAMED CLEAR GLASS BALUSTRADE - BASALT OR SIMILAR
7. POWDER COATED ALUMINIUM LOVRES VERTICAL - WHITE OR SIMILAR
8. POWDER COATED ALUMINUM LOUVRES HORIZONTAL - WHITE OR SIMILAR
9. TIMBER LOOK ALUMINIUM PERGOLAR
10. POWDER COATED EXPANDED METAL SCREEN - SHALE GREY
11. WALL CLADDING CERAMIC PORCELAIN TILES - SLATE GREY
12. POWDER COATED ALUMINIUM SECTIONAL GARAGE DOOR - MONUMENT OR SIMILAR
13. POLYURETHANE SIGNAGE
14. POWDER COATED PERFORATED METAL SCREEN LUNAR GREY

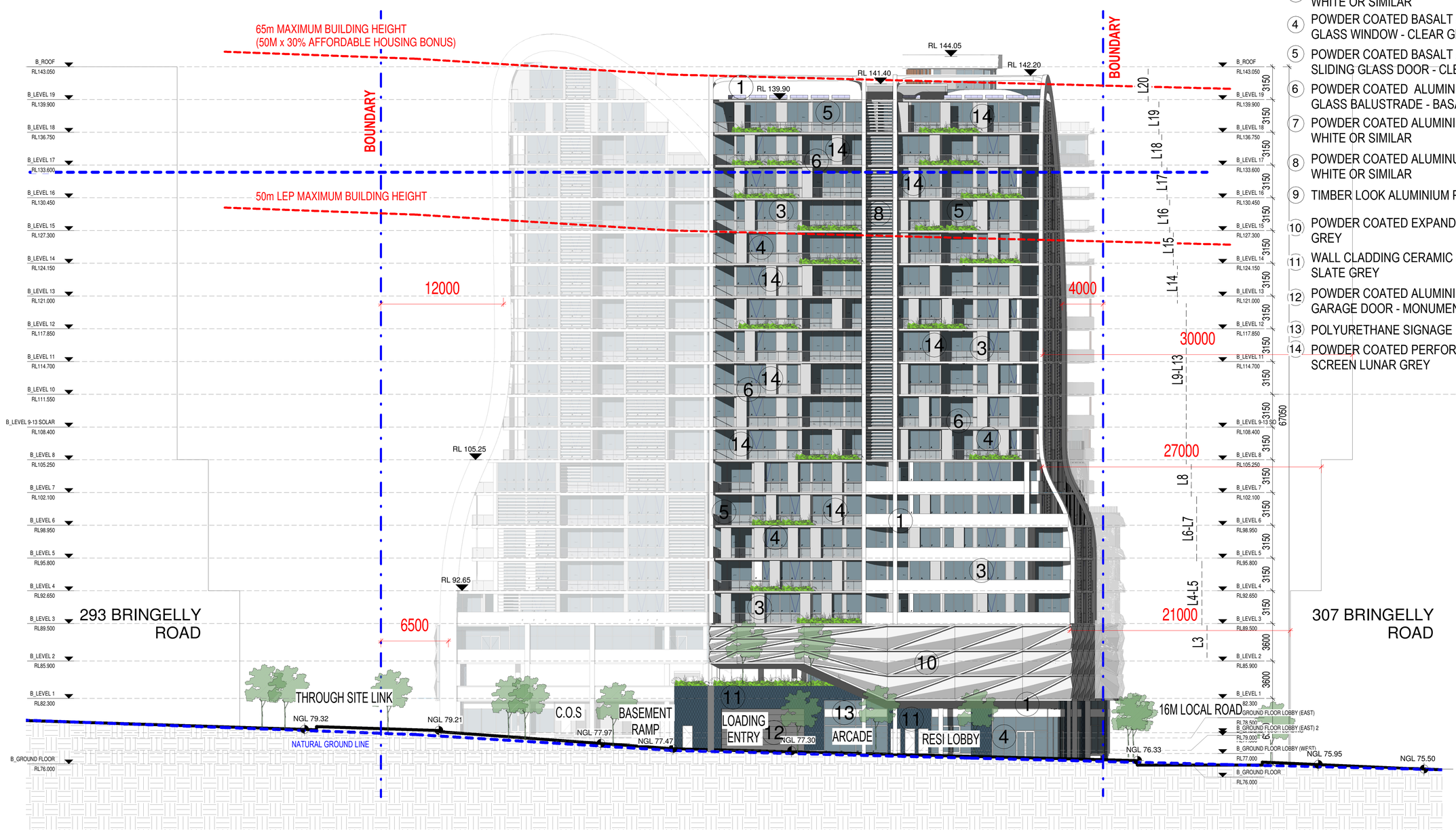


# SITE B NORTH ELEVATION

| Rev. | Description | By | Date |
|---|---|---|---|
| A | For Coordination | | 19/06/26 |

**Disclaimer**

THESE DRAWINGS ARE PRELIMINARY DRAWINGS AND ARE SUBJECT TO CHANGE WITHOUT NOTICE DURING THE COURSE OF THE PROPOSED DEVELOPMENT AND IN CONSULTATION WITH COUNCIL. SUBMISSION OF THE DRAWINGS DOES NOT CONSTITUTE A REPRESENTATION OR WARRANTY BY THE DEVELOPER OR ITS SERVANTS, AGENTS OR CONTRACTORS THAT THE DRAWINGS ARE FINAL NOR THAT THE PROPOSED DEVELOPMENT WILL TAKE PLACE IN ACCORDANCE WITH THESE DRAWINGS.

BEFORE CARRYING OUT ANY WORK ENSURE THAT THE DRAWINGS USED CARRY THE LATEST AMENDMENT No.

THESE DOCUMENTS AND ANY WORKS EXECUTED AS A RESULT OF THESE DOCUMENTS SHALL BE SUBJECT TO THE COPYRIGHT CONDITIONS SET OUT IN THE CONDITIONS OF ENGAGEMENT. ©

**Notes**

DRAWINGS MADE TO A LARGER SCALE AND THOSE SHOWING PARTICULAR DETAIL OF WORKS SHALL TAKE PRECEDENCE OVER DRAWINGS MADE TO A SMALLER SCALE AND FOR MORE GENERAL PURPOSES.

WHERE ANY DISCREPANCY EXISTS BETWEEN FIGURED AND SCALED DIMENSIONS, THE FIGURED DIMENSIONS SHALL PREVAIL.

BUILDER TO CHECK ALL SITE DIMENSIONS PRIOR TO FABRICATION OF ITEMS/ITS.

ALL WORK SHOULD COMPLY WITH RELEVANT AUSTRALIAN STANDARDS AND BUILDING CODE OF AUSTRALIA (BCA).

ALL WORK SHALL CONFORM TO THE CONTRACT DOCUMENTS WHICH INCLUDE SPECIFICATIONS, THE DRAWINGS, ALL ADDENDUMS, FINISHES, SCHEDULES AND MODIFICATIONS ISSUED BY THE ARCHITECT.

THE GENERAL CONTRACTOR SHALL REVIEW ALL DOCUMENTS AND VERIFY ALL DIMENSIONS AND FIELD CONDITIONS AND SHALL CONFIRM THAT WORK IS BUILDABLE AS SHOWN. ANY CONFLICTS OR OMISSIONS, ETC., SHALL BE IMMEDIATELY REPORTED TO THE ARCHITECT FOR CLARIFICATION PRIOR TO THE PERFORMANCE OF ANY WORK IN QUESTION.

ALL THE CONSTRUCTION DRAWINGS SHALL BE READ IN CONJUNCTION W ALL CONSULTANTS AND CONTRACTOR DRAWINGS, SCHEDULES AND SPECIFICATIONS. IN CASE OF CONFLICT BETWEEN ARCHITECTS AND CONSULTANTS DRAWINGS IN LOCATING STRUCTURAL ELEMENTS, MATERIALS / EQUIPMENT, THE ARCHITECT SHALL BE NOTIFIED FOR CLARIFICATION PRIOR TO PROCEEDING WITH CONSTRUCTION.

DO NOT SCALE DRAWINGS. WRITTEN DIMENSIONS GOVERN PARTITION LOCATIONS, DIMENSIONS AND TYPES. IN CASE OF CONFLICT, NOTIFY ARCHITECT OR WRITTEN CLARIFICATION PRIOR TO PROCEEDING WITH CONSTRUCTION.

**Legend**

**Consultants**

**Client**

A Mourched & G Mourched
ABN 94 935 668 270

**Architects**

tony owen ptnrs
Level 2
15-19 Queen Street
Chippendale NSW 2008
P 9332 9688 2900
F 9332 9688 3018
E info@tonyowen.com.au

Tony Owen Partners Architects Reg. No 7080

**Project**

Leppington

**Project address**
297 BRINGELLY ROAD,
LEPPINGTON NSW 2179

**Key plan**



| Scale | Date |
|---|---|
| 1 : 200 | 19/06/26 |

**Drawing title**
SITE B NORTH ELEVATION

| Project no. | Drawing no. | Rev. |
|---|---|---|
| 1078 | A210 | A |

Drawn TL

**Drawing status**
SSD SUBMISSION

17/06/2026 9:53:30 AM

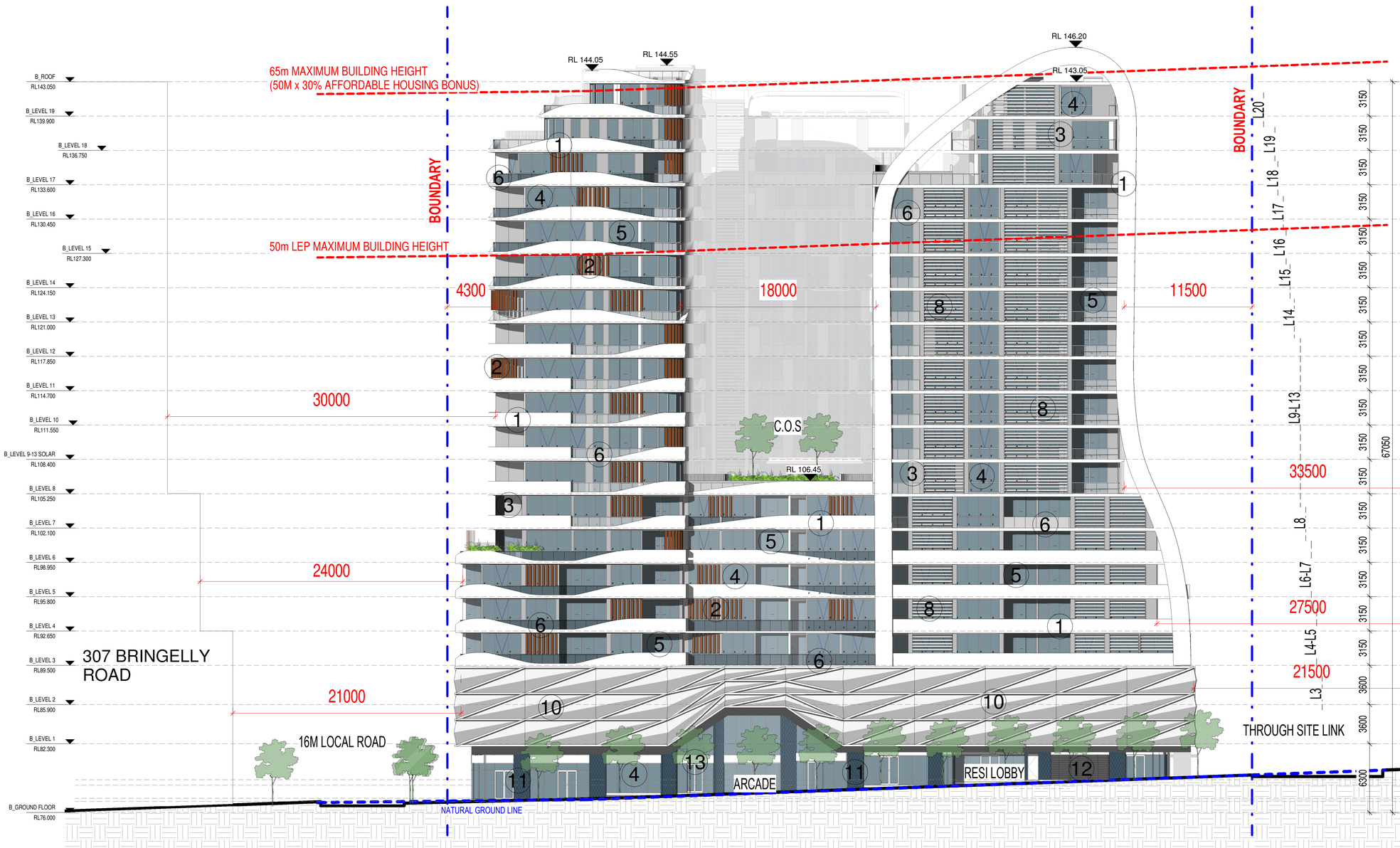


## EXTERNAL FINISHES LEGEND

1. RENDERED PAINTED CONCRETE - DULUX ACYLIC RENDER LEXICON QUARTER OR SIMILAR
2. TIMBER LOOK ALUMINIUM VERTUCAL LOUVRES
3. RENDERED PAINTED CONCRETE - TERRACE WHITE OR SIMILAR
4. POWDER COATED BASALT ALUMINIUM FRAMED GLASS WINDOW - CLEAR GLASS
5. POWDER COATED BASALT ALUMINIUM FRAMED SLIDING GLASS DOOR - CLEAR GLASS
6. POWDER COATED ALUMINIUM FRAMED CLEAR GLASS BALUSTRADE - BASALT OR SIMILAR
7. POWDER COATED ALUMINIUM LOVRES VERTICAL - WHITE OR SIMILAR
8. POWDER COATED ALUMINUM LOUVRES HORIZONTAL - WHITE OR SIMILAR
9. TIMBER LOOK ALUMINIUM PERGOLAR
10. POWDER COATED EXPANDED METAL SCREEN - SHALE GREY
11. WALL CLADDING CERAMIC PORCELAIN TILES - SLATE GREY
12. POWDER COATED ALUMINIUM SECTIONAL GARAGE DOOR - MONUMENT OR SIMILAR
13. POLYURETHANE SIGNAGE
14. POWDER COATED PERFORATED METAL SCREEN LUNAR GREY

# SITE B SOUTH ELEVATION

| Rev. | Description | By | Date |
|---|---|---|---|
| A | For Coordination | | 19/06/26 |

**Disclaimer**

THESE DRAWINGS ARE PRELIMINARY DRAWINGS AND ARE SUBJECT TO CHANGE WITHOUT NOTICE DURING THE COURSE OF THE PROPOSED DEVELOPMENT AND IN CONSULTATION WITH COUNCIL. SUBMISSION OF THE DRAWINGS DOES NOT CONSTITUTE A REPRESENTATION OR WARRANTY BY THE DEVELOPER OR ITS SERVANTS, AGENTS OR CONTRACTORS THAT THE DRAWINGS ARE FINAL NOR THAT THE PROPOSED DEVELOPMENT WILL TAKE PLACE IN ACCORDANCE WITH THESE DRAWINGS.

BEFORE CARRYING OUT ANY WORK ENSURE THAT THE DRAWINGS USED CARRY THE LATEST AMENDMENT No.

THESE DOCUMENTS AND ANY WORKS EXECUTED AS A RESULT OF THESE DOCUMENTS SHALL BE SUBJECT TO THE COPYRIGHT CONDITIONS SET OUT IN THE CONDITIONS OF ENGAGEMENT. ©

**Notes**

DRAWINGS MADE TO A LARGER SCALE AND THOSE SHOWING PARTICULAR DETAIL OF WORKS SHALL TAKE PRECEDENCE OVER DRAWINGS MADE TO A SMALLER SCALE AND FOR MORE GENERAL PURPOSES.
WHERE ANY DISCREPANCY EXISTS BETWEEN FIGURED AND SCALED DIMENSIONS, THE FIGURED DIMENSIONS SHALL PREVAIL.

BUILDER TO CHECK ALL SITE DIMENSIONS PRIOR TO FABRICATION OF FITMENTS.
ALL WORK SHOULD COMPLY WITH RELEVANT AUSTRALIAN STANDARDS AND BUILDING CODE OF AUSTRALIA (BCA).

ALL WORK SHALL CONFORM TO THE CONTRACT DOCUMENTS WHICH INCLUDE SPECIFICATIONS, THE DRAWINGS, ALL ADDENDUMS, FINISHES, SCHEDULES AND MODIFICATIONS ISSUED BY THE ARCHITECT.

THE GENERAL CONTRACTOR SHALL REVIEW ALL DOCUMENTS AND VERIFY ALL DIMENSIONS AND FIELD CONDITIONS AND SHALL CONFIRM THAT WORK IS BUILDABLE AS SHOWN. ANY CONFLICTS OR OMISSIONS, ETC., SHALL BE IMMEDIATELY REPORTED TO THE ARCHITECT FOR CLARIFICATION PRIOR TO THE PERFORMANCE OF ANY WORK IN QUESTION.

ALL THE CONSTRUCTION DRAWINGS SHALL BE READ IN CONJUNCTION W ALL CONSULTANTS AND CONTRACTOR DRAWINGS, SCHEDULES AND SPECIFICATIONS. IN CASE OF CONFLICT BETWEEN ARCHITECTS AND CONSULTANTS DRAWINGS IN LOCATING STRUCTURAL ELEMENTS, MATERIALS / EQUIPMENT, THE ARCHITECT SHALL BE NOTIFIED FOR CLARIFICATION PRIOR TO PROCEEDING WITH CONSTRUCTION.

DO NOT SCALE DRAWINGS. WRITTEN DIMENSIONS GOVERN PARTITION LOCATIONS, DIMENSIONS AND TYPES. IN CASE OF CONFLICT, NOTIFY ARCHITECT OR WRITTEN CLARIFICATION PRIOR TO PROCEEDING WITH CONSTRUCTION.

**Legend**

**Consultants**

**Client**

A Mourched & G Mourched
ABN 94 935 668 270

**Architects**

tony owen ptnrs
Level 2
13-15 Queen Street
Chippendale NSW 2008
P 0122 9698 2900
F 0122 9698 3918
E info@tonyowen.com.au

Tony Owen Partners Architects Reg. No 7080

**Project**

Leppington

**Project address**
297 BRINGELLY ROAD,
LEPPINGTON NSW 2179

**Key plan**



**Scale** 1 : 200

**Date** 19/06/26

**Drawing title**
SITE B SOUTH ELEVATION

Project no. 1078 | Drawing no. A211 | Rev. A
Drawn TL

**Drawing status**
SSD SUBMISSION

17/06/2026 9:54:04 AM

# EXTERNAL FINISHES LEGEND

1. RENDERED PAINTED CONCRETE - DULUX ACYLIC RENDER LEXICON QUARTER OR SIMILAR
2. TIMBER LOOK ALUMINIUM VERTUCAL LOUVRES
3. RENDERED PAINTED CONCRETE - TERRACE WHITE OR SIMILAR
4. POWDER COATED BASALT ALUMINIUM FRAMED GLASS WINDOW - CLEAR GLASS
5. POWDER COATED BASALT ALUMINIUM FRAMED SLIDING GLASS DOOR - CLEAR GLASS
6. POWDER COATED ALUMINIUM FRAMED CLEAR GLASS BALUSTRADE - BASALT OR SIMILAR
7. POWDER COATED ALUMINIUM LOVRES VERTICAL - WHITE OR SIMILAR
8. POWDER COATED ALUMINUM LOUVRES HORIZONTAL - WHITE OR SIMILAR
9. TIMBER LOOK ALUMINIUM PERGOLAR
10. POWDER COATED EXPANDED METAL SCREEN - SHALE GREY
11. WALL CLADDING CERAMIC PORCELAIN TILES - SLATE GREY
12. POWDER COATED ALUMINIUM SECTIONAL GARAGE DOOR - MONUMENT OR SIMILAR
13. POLYURETHANE SIGNAGE
14. POWDER COATED PERFORATED METAL SCREEN LUNAR GREY

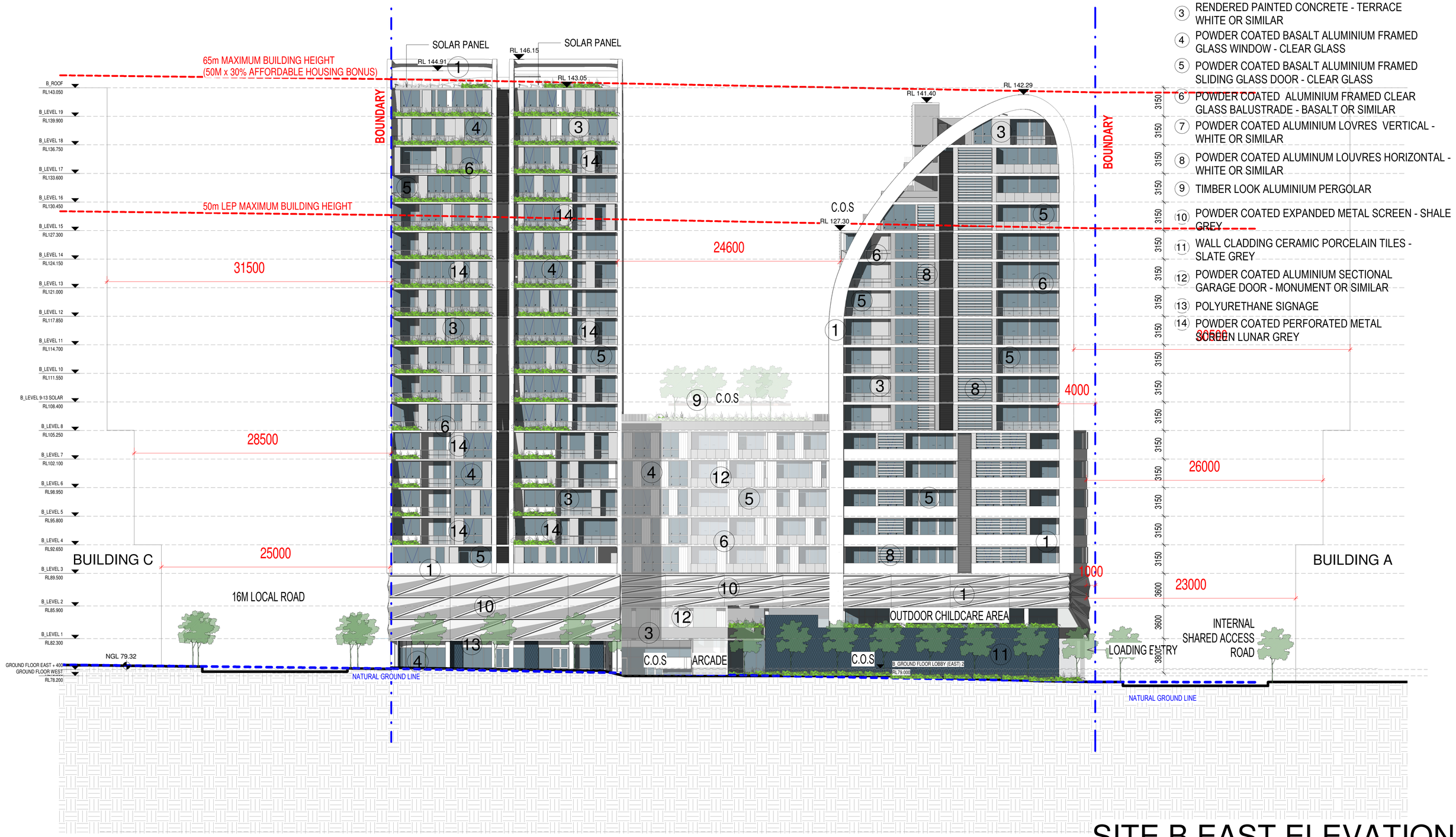


# SITE B EAST ELEVATION

| Rev. | Description | By | Date |
|---|---|---|---|
| A | For Coordination | | 19/06/26 |

**Disclaimer**

THESE DRAWINGS ARE PRELIMINARY DRAWINGS AND ARE SUBJECT TO CHANGE WITHOUT NOTICE DURING THE COURSE OF THE PROPOSED DEVELOPMENT AND IN CONSULTATION WITH COUNCIL. SUBMISSION OF THE DRAWINGS DOES NOT CONSTITUTE A REPRESENTATION OR WARRANTY BY THE DEVELOPER OR ITS SERVANTS, AGENTS OR CONTRACTORS THAT THE DRAWINGS ARE FINAL NOR THAT THE PROPOSED DEVELOPMENT WILL TAKE PLACE IN ACCORDANCE WITH THESE DRAWINGS.

BEFORE CARRYING OUT ANY WORK ENSURE THAT THE DRAWINGS USED CARRY THE LATEST AMENDMENT No.

THESE DOCUMENTS AND ANY WORKS EXECUTED AS A RESULT OF THESE DOCUMENTS SHALL BE SUBJECT TO THE COPYRIGHT CONDITIONS SET OUT IN THE CONDITIONS OF ENGAGEMENT. ©

**Notes**

DRAWINGS MADE TO A LARGER SCALE AND THOSE SHOWING PARTICULAR DETAIL OF WORKS SHALL TAKE PRECEDENCE OVER DRAWINGS MADE TO A SMALLER SCALE AND FOR MORE GENERAL PURPOSES.

WHERE ANY DISCREPANCY EXISTS BETWEEN FIGURED AND SCALED DIMENSIONS, THE FIGURED DIMENSIONS SHALL PREVAIL.

BUILDER TO CHECK ALL SITE DIMENSIONS PRIOR TO FABRICATION OF FITMENTS.

ALL WORK SHOULD COMPLY WITH RELEVANT AUSTRALIAN STANDARDS AND BUILDING CODE OF AUSTRALIA (BCA).

ALL WORK SHALL CONFORM TO THE CONTRACT DOCUMENTS WHICH INCLUDE SPECIFICATIONS, THE DRAWINGS, ALL ADDENDUMS, FINISHES, SCHEDULES AND MODIFICATIONS ISSUED BY THE ARCHITECT.

THE GENERAL CONTRACTOR SHALL REVIEW ALL DOCUMENTS AND VERIFY ALL DIMENSIONS AND FIELD CONDITIONS AND SHALL CONFIRM THAT WORK IS BUILDABLE AS SHOWN. ANY CONFLICTS OR OMISSIONS, ETC. SHALL BE IMMEDIATELY REPORTED TO THE ARCHITECT FOR CLARIFICATION PRIOR TO THE PERFORMANCE OF ANY WORK IN QUESTION.

ALL THE CONSTRUCTION DRAWINGS SHALL BE READ IN CONJUNCTION W/ ALL CONSULTANTS AND CONTRACTOR DRAWINGS, SCHEDULES AND SPECIFICATIONS. IN CASE OF CONFLICT BETWEEN ARCHITECTS AND CONSULTANTS DRAWINGS IN LOCATING STRUCTURAL ELEMENTS, MATERIALS / EQUIPMENT, THE ARCHITECT SHALL BE NOTIFIED FOR CLARIFICATION PRIOR TO PROCEEDING WITH CONSTRUCTION.

DO NOT SCALE DRAWINGS. WRITTEN DIMENSIONS GOVERN PARTITION LOCATIONS, DIMENSIONS AND TYPES. IN CASE OF CONFLICT, NOTIFY ARCHITECT OR WRITTEN CLARIFICATION PRIOR TO PROCEEDING WITH CONSTRUCTION.

**Legend**

**Consultants**

**Client**

A Mourched & G Mourched
ABN 94 935 668 270

**Architects**

tony owen ptnrs
Tony Owen Partners Architects Reg. No 7080
Level 2, 15-19 Queen Street, Chippendale NSW 2008
P 9122 9698 2900
F 9122 9698 2918
E info@tonyowen.com.au

**Project**

Leppington

**Project address**
297 BRINGELLY ROAD,
LEPPINGTON NSW 2179

**Key plan**



| Scale | Date |
|---|---|
| 1 : 200 | 19/06/26 |

**Drawing title**
SITE B EAST ELEVATION

| Project no. | Drawing no. | Rev. |
|---|---|---|
| 1078 | A212 | A |

| Drawn | |
|---|---|
| TL | |

**Drawing status**
SSD SUBMISSION

17/06/2026 9:54:55 AM

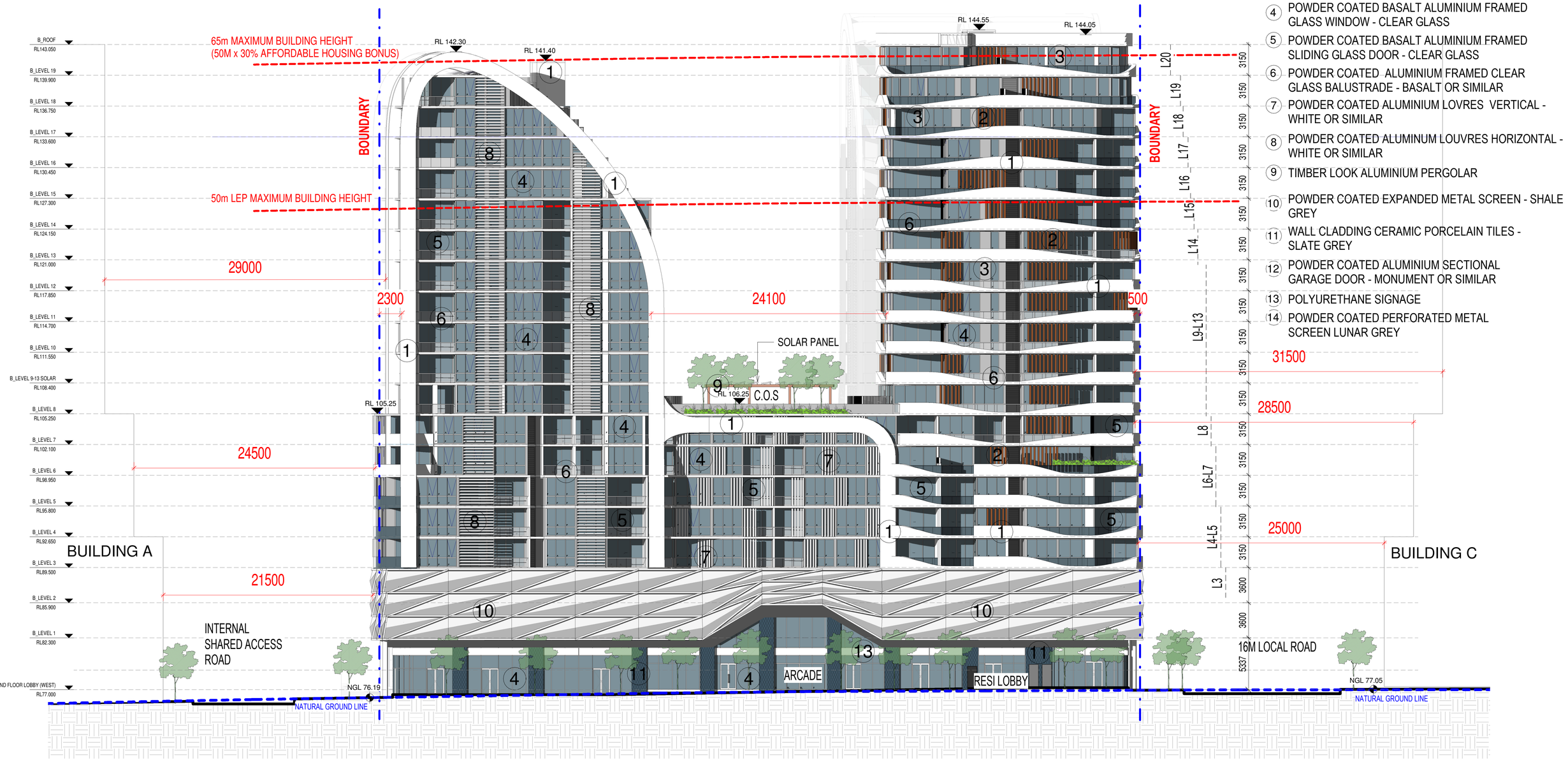


## EXTERNAL FINISHES LEGEND

1. RENDERED PAINTED CONCRETE - DULUX ACYLIC RENDER LEXICON QUARTER OR SIMILAR
2. TIMBER LOOK ALUMINIUM VERTUCAL LOUVRES
3. RENDERED PAINTED CONCRETE - TERRACE WHITE OR SIMILAR
4. POWDER COATED BASALT ALUMINIUM FRAMED GLASS WINDOW - CLEAR GLASS
5. POWDER COATED BASALT ALUMINIUM FRAMED SLIDING GLASS DOOR - CLEAR GLASS
6. POWDER COATED ALUMINIUM FRAMED CLEAR GLASS BALUSTRADE - BASALT OR SIMILAR
7. POWDER COATED ALUMINIUM LOVRES VERTICAL - WHITE OR SIMILAR
8. POWDER COATED ALUMINUM LOUVRES HORIZONTAL - WHITE OR SIMILAR
9. TIMBER LOOK ALUMINIUM PERGOLAR
10. POWDER COATED EXPANDED METAL SCREEN - SHALE GREY
11. WALL CLADDING CERAMIC PORCELAIN TILES - SLATE GREY
12. POWDER COATED ALUMINIUM SECTIONAL GARAGE DOOR - MONUMENT OR SIMILAR
13. POLYURETHANE SIGNAGE
14. POWDER COATED PERFORATED METAL SCREEN LUNAR GREY

# SITE B WEST ELEVATION

| Rev. | Description | By | Date |
|---|---|---|---|
| A | For Coordination | | 19/06/26 |

**Disclaimer**

"THESE DRAWINGS ARE PRELIMINARY DRAWINGS AND ARE SUBJECT TO CHANGE WITHOUT NOTICE DURING THE COURSE OF THE PROPOSED DEVELOPMENT AND IN CONSULTATION WITH COUNCIL. SUBMISSION OF THE DRAWINGS DOES NOT CONSTITUTE A REPRESENTATION OR WARRANTY BY THE DEVELOPER OR ITS SERVANTS, AGENTS OR CONTRACTORS THAT THE DRAWINGS ARE FINAL NOR THAT THE PROPOSED DEVELOPMENT WILL TAKE PLACE IN ACCORDANCE WITH THESE DRAWINGS."

BEFORE CARRYING OUT ANY WORK ENSURE THAT THE DRAWINGS USED CARRY THE LATEST AMENDMENT No.

THESE DOCUMENTS AND ANY WORKS EXECUTED AS A RESULT OF THESE DOCUMENTS SHALL BE SUBJECT TO THE COPYRIGHT CONDITIONS SET OUT IN THE CONDITIONS OF ENGAGEMENT. ©

**Notes**

DRAWINGS MADE TO A LARGER SCALE AND THOSE SHOWING PARTICULAR DETAIL OF WORKS SHALL TAKE PRECEDENCE OVER DRAWINGS MADE TO A SMALLER SCALE AND FOR MORE GENERAL PURPOSES.
WHERE ANY DISCREPANCY EXISTS BETWEEN FIGURED AND SCALED DIMENSIONS, THE FIGURED DIMENSIONS SHALL PREVAIL.

BUILDER TO CHECK ALL SITE DIMENSIONS PRIOR TO FABRICATION OF FITMENTS.

ALL WORK SHOULD COMPLY WITH RELEVANT AUSTRALIAN STANDARDS AND BUILDING CODE OF AUSTRALIA (BCA).

ALL WORK SHALL CONFORM TO THE CONTRACT DOCUMENTS WHICH INCLUDE SPECIFICATIONS, THE DRAWINGS, ALL ADDENDUMS, FINISHES, SCHEDULES AND MODIFICATIONS ISSUED BY THE ARCHITECT.

THE GENERAL CONTRACTOR SHALL REVIEW ALL DOCUMENTS AND VERIFY ALL DIMENSIONS AND FIELD CONDITIONS AND SHALL CONFIRM THAT WORK IS BUILDABLE AS SHOWN. ANY CONFLICTS OR OMISSIONS, ETC. SHALL BE IMMEDIATELY REPORTED TO THE ARCHITECT FOR CLARIFICATION PRIOR TO THE PERFORMANCE OF ANY WORK IN QUESTION.

ALL THE CONSTRUCTION DRAWINGS SHALL BE READ IN CONJUNCTION W ALL CONSULTANTS AND CONTRACTOR DRAWINGS, SCHEDULES AND SPECIFICATIONS. IN CASE OF CONFLICT BETWEEN ARCHITECTS AND CONSULTANTS DRAWINGS IN LOCATING STRUCTURAL ELEMENTS, MATERIALS / EQUIPMENT, THE ARCHITECT SHALL BE NOTIFIED FOR CLARIFICATION PRIOR TO PROCEEDING WITH CONSTRUCTION.

DO NOT SCALE DRAWINGS. WRITTEN DIMENSIONS GOVERN PARTITION LOCATIONS, DIMENSIONS AND TYPES. IN CASE OF CONFLICT, NOTIFY ARCHITECT OR WRITTEN CLARIFICATION PRIOR TO PROCEEDING WITH CONSTRUCTION.

**Legend**

**Consultants**

**Client**

A Mourched & G Mourched
ABN 94 935 668 270

**Architects**

tony owen ptnrs
Tony Owen Partners Architects Reg. No 7080
Level 2
13-15 Queen Street
Chippendale NSW 2008
P 9122 9698 2900
F 9122 9698 2918
E info@tonyowen.com.au

**Project**

Leppington

**Project address**
297 BRINGELLY ROAD,
LEPPINGTON NSW 2179

**Key plan**



**Scale** 1 : 200
**Date** 19/06/26

**Drawing title**
SITE B WEST ELEVATION

**Project no.** 1078 **Drawing no.** A213 **Rev.** A
**Drawn** TL

**Drawing status**
SSD SUBMISSION

17/06/2026 9:55:33 AM

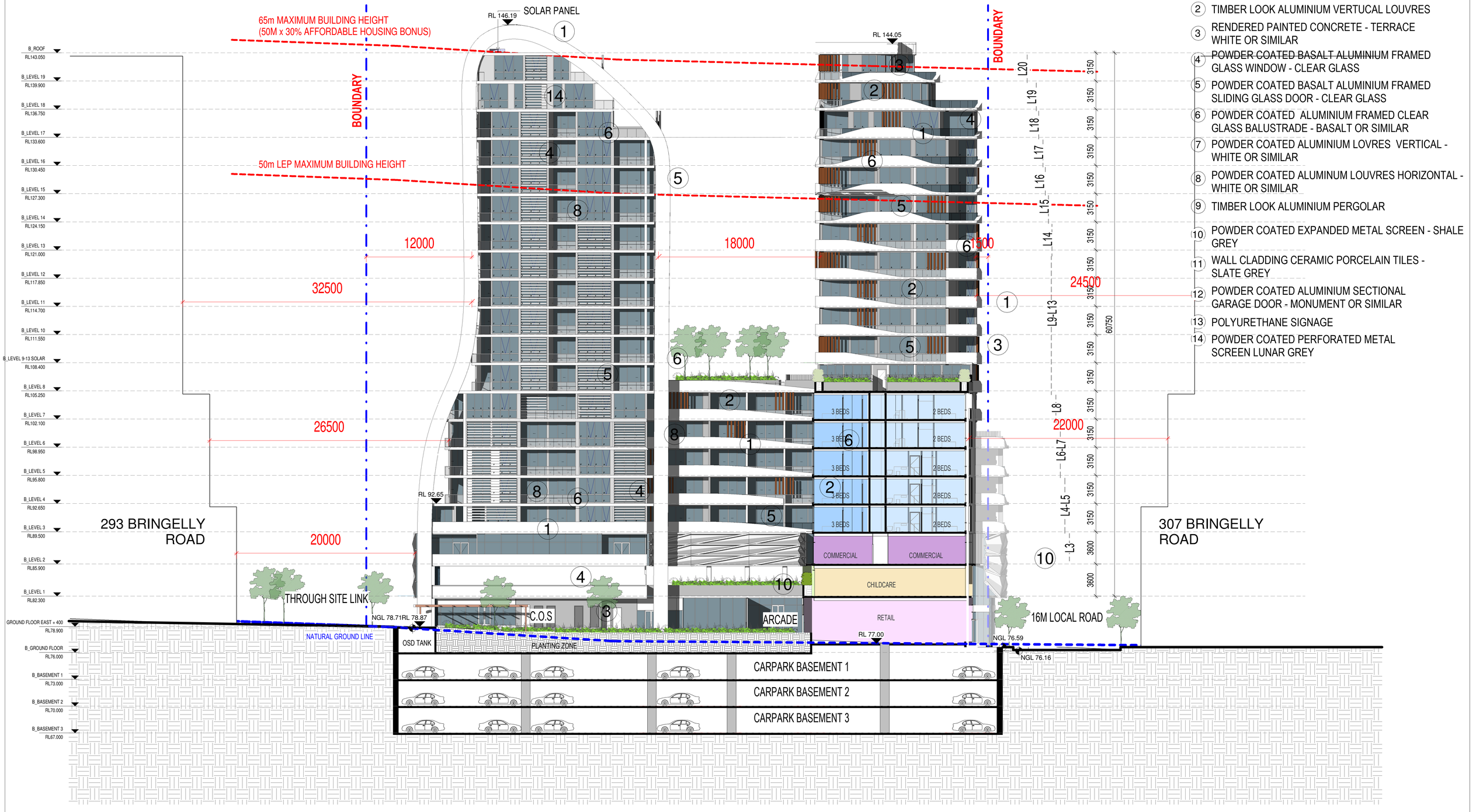


# EXTERNAL FINISHES LEGEND

1. RENDERED PAINTED CONCRETE - DULUX ACYLIC RENDER LEXICON QUARTER OR SIMILAR
2. TIMBER LOOK ALUMINIUM VERTUCAL LOUVRES
3. RENDERED PAINTED CONCRETE - TERRACE WHITE OR SIMILAR
4. POWDER COATED BASALT ALUMINIUM FRAMED GLASS WINDOW - CLEAR GLASS
5. POWDER COATED BASALT ALUMINIUM FRAMED SLIDING GLASS DOOR - CLEAR GLASS
6. POWDER COATED ALUMINIUM FRAMED CLEAR GLASS BALUSTRADE - BASALT OR SIMILAR
7. POWDER COATED ALUMINIUM LOVRES VERTICAL - WHITE OR SIMILAR
8. POWDER COATED ALUMINUM LOUVRES HORIZONTAL - WHITE OR SIMILAR
9. TIMBER LOOK ALUMINIUM PERGOLAR
10. POWDER COATED EXPANDED METAL SCREEN - SHALE GREY
11. WALL CLADDING CERAMIC PORCELAIN TILES - SLATE GREY
12. POWDER COATED ALUMINIUM SECTIONAL GARAGE DOOR - MONUMENT OR SIMILAR
13. POLYURETHANE SIGNAGE
14. POWDER COATED PERFORATED METAL SCREEN LUNAR GREY

# SITE B INNER NORTH ELEVATION

| Rev. | Description | By | Date |
|---|---|---|---|
| A | For Coordination | | 19/06/26 |

**Disclaimer**

"THESE DRAWINGS ARE PRELIMINARY DRAWINGS AND ARE SUBJECT TO CHANGE WITHOUT NOTICE DURING THE COURSE OF THE PROPOSED DEVELOPMENT AND IN CONSULTATION WITH COUNCIL. SUBMISSION OF THE DRAWINGS DOES NOT CONSTITUTE A REPRESENTATION OR WARRANTY BY THE DEVELOPER OR ITS SERVANTS, AGENTS OR CONTRACTORS THAT THE DRAWINGS ARE FINAL NOR THAT THE PROPOSED DEVELOPMENT WILL TAKE PLACE IN ACCORDANCE WITH THESE DRAWINGS."

BEFORE CARRYING OUT ANY WORK ENSURE THAT THE DRAWINGS USED CARRY THE LATEST AMENDMENT No.

THESE DOCUMENTS AND ANY WORKS EXECUTED AS A RESULT OF THESE DOCUMENTS SHALL BE SUBJECT TO THE COPYRIGHT CONDITIONS SET OUT IN THE CONDITIONS OF ENGAGEMENT. ©

**Notes**

DRAWINGS MADE TO A LARGER SCALE AND THOSE SHOWING PARTICULAR DETAIL OF WORKS SHALL TAKE PRECEDENCE OVER DRAWINGS MADE TO A SMALLER SCALE AND FOR MORE GENERAL PURPOSES.

***** DISCREPANCY EXISTS BETWEEN FIGURED AND SCALED DIMENSIONS. THE FIGURED DIMENSIONS SHALL PREVAIL.

BUILDER TO CHECK ALL SITE DIMENSIONS PRIOR TO FABRICATION OF FITMENTS

ALL WORK SHOULD COMPLY WITH RELEVANT AUSTRALIAN STANDARDS AND BUILDING CODE OF AUSTRALIA (BCA).

ALL WORK SHALL CONFORM TO THE CONTRACT DOCUMENTS WHICH INCLUDE SPECIFICATIONS, THE DRAWINGS, ALL ADDENDUMS, FINISHES, SCHEDULES AND MODIFICATIONS ISSUED BY THE ARCHITECT.

THE GENERAL CONTRACTOR SHALL REVIEW ALL DOCUMENTS AND VERIFY ALL DIMENSIONS AND FIELD CONDITIONS AND SHALL CONFIRM THAT WORK IS BUILDABLE AS SHOWN. ANY CONFLICTS OR OMISSIONS, ETC., SHALL BE IMMEDIATELY REPORTED TO THE ARCHITECT FOR CLARIFICATION PRIOR TO THE PERFORMANCE OF ANY WORK IN QUESTION.

ALL THE CONSTRUCTION DRAWINGS SHALL BE READ IN CONJUNCTION W ALL CONSULTANTS AND CONTRACTOR DRAWINGS, SCHEDULES AND SPECIFICATIONS. IN CASE OF CONFLICT BETWEEN ARCHITECTS AND CONSULTANTS DRAWINGS IN LOCATING STRUCTURAL ELEMENTS, MATERIALS / EQUIPMENT. THE ARCHITECT SHALL BE NOTIFIED FOR CLARIFICATION PRIOR TO PROCESSING WITH CONSTRUCTION.

DO NOT SCALE DRAWINGS. WRITTEN DIMENSIONS GOVERN PARTITION LOCATIONS, DIMENSIONS AND TYPES. IN CASE OF CONFLICT, NOTIFY ARCHITECT OR WRITTEN CLARIFICATION PRIOR TO PROCEEDING WITH CONSTRUCTION.

**Legend**

**Consultants**

**Client**

A Mourched & G Mourched
ABN 94 935 668 270

**Architects**

tony owen ptnrs
Tony Owen Partners Architects Reg. No 7080
Level 2
13-16 Queen Street
Chippendale NSW 2008
P 9122 9698 2900
F 9122 9698 3919
E info@tonyowen.com.au

**Project**

Leppington

**Project address**
297 BRINGELLY ROAD,
LEPPINGTON NSW 2179

**Key plan**



| Scale | Date |
|---|---|
| 1 : 200 | 19/06/26 |

**Drawing title**
SITE B INNER NORTH ELEVATION

| Project no. | Drawing no. | Rev. |
|---|---|---|
| 1078 | A214 | A |
| Drawn | TL | |

**Drawing status**
SSD SUBMISSION

17/06/2026 9:56:14 AM




## EXTERNAL FINISHES LEGEND

1. RENDERED PAINTED CONCRETE - DULUX ACYLIC RENDER LEXICON QUARTER OR SIMILAR
2. TIMBER LOOK ALUMINIUM VERTUCAL LOUVRES
3. RENDERED PAINTED CONCRETE - TERRACE WHITE OR SIMILAR
4. POWDER COATED BASALT ALUMINIUM FRAMED GLASS WINDOW - CLEAR GLASS
5. POWDER COATED BASALT ALUMINIUM FRAMED SLIDING GLASS DOOR - CLEAR GLASS
6. POWDER COATED ALUMINIUM FRAMED CLEAR GLASS BALUSTRADE - BASALT OR SIMILAR
7. POWDER COATED ALUMINIUM LOVRES VERTICAL - WHITE OR SIMILAR
8. POWDER COATED ALUMINUM LOUVRES HORIZONTAL - WHITE OR SIMILAR
9. TIMBER LOOK ALUMINIUM PERGOLAR
10. POWDER COATED EXPANDED METAL SCREEN - SHALE GREY
11. WALL CLADDING CERAMIC PORCELAIN TILES - SLATE GREY
12. POWDER COATED ALUMINIUM SECTIONAL GARAGE DOOR - MONUMENT OR SIMILAR
13. POLYURETHANE SIGNAGE
14. POWDER COATED PERFORATED METAL SCREEN LUNAR GREY

# SITE B INNER SOUTH ELEVATION

| Rev. | Description | By | Date |
|---|---|---|---|
| A | For Coordination | | 19/06/26 |

**Disclaimer**

"THESE DRAWINGS ARE PRELIMINARY DRAWINGS AND ARE SUBJECT TO CHANGE WITHOUT NOTICE DURING THE COURSE OF THE PROPOSED DEVELOPMENT AND IN CONSULTATION WITH COUNCIL. SUBMISSION OF THE DRAWINGS DOES NOT CONSTITUTE A REPRESENTATION OR WARRANTY BY THE DEVELOPER OR ITS SERVANTS, AGENTS OR CONTRACTORS THAT THE DRAWINGS ARE FINAL NOR THAT THE PROPOSED DEVELOPMENT WILL TAKE PLACE IN ACCORDANCE WITH THESE DRAWINGS."

BEFORE CARRYING OUT ANY WORK ENSURE THAT THE DRAWINGS USED CARRY THE LATEST AMENDMENT No.

THESE DOCUMENTS AND ANY WORKS EXECUTED AS A RESULT OF THESE DOCUMENTS SHALL BE SUBJECT TO THE COPYRIGHT CONDITIONS SET OUT IN THE CONDITIONS OF ENGAGEMENT. ©

**Notes**

DRAWINGS MADE TO A LARGER SCALE AND THOSE SHOWING PARTICULAR DETAIL OF WORKS SHALL TAKE PRECEDENCE OVER DRAWINGS MADE TO A SMALLER SCALE AND FOR MORE GENERAL PURPOSES.

WHERE ANY DISCREPANCY EXISTS BETWEEN FIGURED AND SCALED DIMENSIONS, THE FIGURED DIMENSIONS SHALL PREVAIL.

BUILDER TO CHECK ALL SITE DIMENSIONS PRIOR TO FABRICATION OF FITMENTS.

ALL WORK SHOULD COMPLY WITH RELEVANT AUSTRALIAN STANDARDS AND BUILDING CODE OF AUSTRALIA (BCA).

ALL WORK SHALL CONFORM TO THE CONTRACT DOCUMENTS WHICH INCLUDE SPECIFICATIONS, THE DRAWINGS, ALL ADDENDUMS, FINISHES, SCHEDULES AND MODIFICATIONS ISSUED BY THE ARCHITECT.

THE GENERAL CONTRACTOR SHALL REVIEW ALL DOCUMENTS AND VERIFY ALL DIMENSIONS AND FIELD CONDITIONS AND SHALL CONFIRM THAT WORK IS BUILDABLE AS SHOWN. ANY CONFLICTS OR OMISSIONS, ETC., SHALL BE IMMEDIATELY REPORTED TO THE ARCHITECT FOR CLARIFICATION PRIOR TO THE PERFORMANCE OF ANY WORK IN QUESTION.

ALL THE CONSTRUCTION DRAWINGS SHALL BE READ IN CONJUNCTION W/ ALL CONSULTANTS AND CONTRACTOR DRAWINGS, SCHEDULES AND SPECIFICATIONS. IN CASE OF CONFLICT BETWEEN ARCHITECTS AND CONSULTANTS DRAWINGS IN LOCATING STRUCTURAL ELEMENTS, MATERIALS / EQUIPMENT, THE ARCHITECT SHALL BE NOTIFIED FOR CLARIFICATION PRIOR TO PROCEEDING WITH CONSTRUCTION.

DO NOT SCALE DRAWINGS. WRITTEN DIMENSIONS GOVERN PARTITION LOCATIONS, DIMENSIONS AND TYPES. IN CASE OF CONFLICT, NOTIFY ARCHITECT OR WRITTEN CLARIFICATION PRIOR TO PROCEEDING WITH CONSTRUCTION.

**Legend**

**Consultants**

**Client**

A Mourched & G Mourched
ABN 94 935 668 270

**Architects**

tony owen ptnrs
Level 2
12-16 Queen Street
Chippendale NSW 2008
P 8122 9698 2900
F 8122 9698 3018
E info@tonyowen.com.au

Tony Owen Partners Architects Reg. No 7080

**Project**

Leppington

**Project address**
297 BRINGELLY ROAD,
LEPPINGTON NSW 2179

**Key plan**



| Scale | Date |
|---|---|
| 1 : 200 | 19/06/26 |

**Drawing title**
SITE B INNER SOUTH ELEVATION

| Project no. 1078 | Drawing no. | Rev. |
|---|---|---|
| Drawn TL | A215 | A |

**Drawing status**
SSD SUBMISSION

17/06/2026 9:57:14 AM

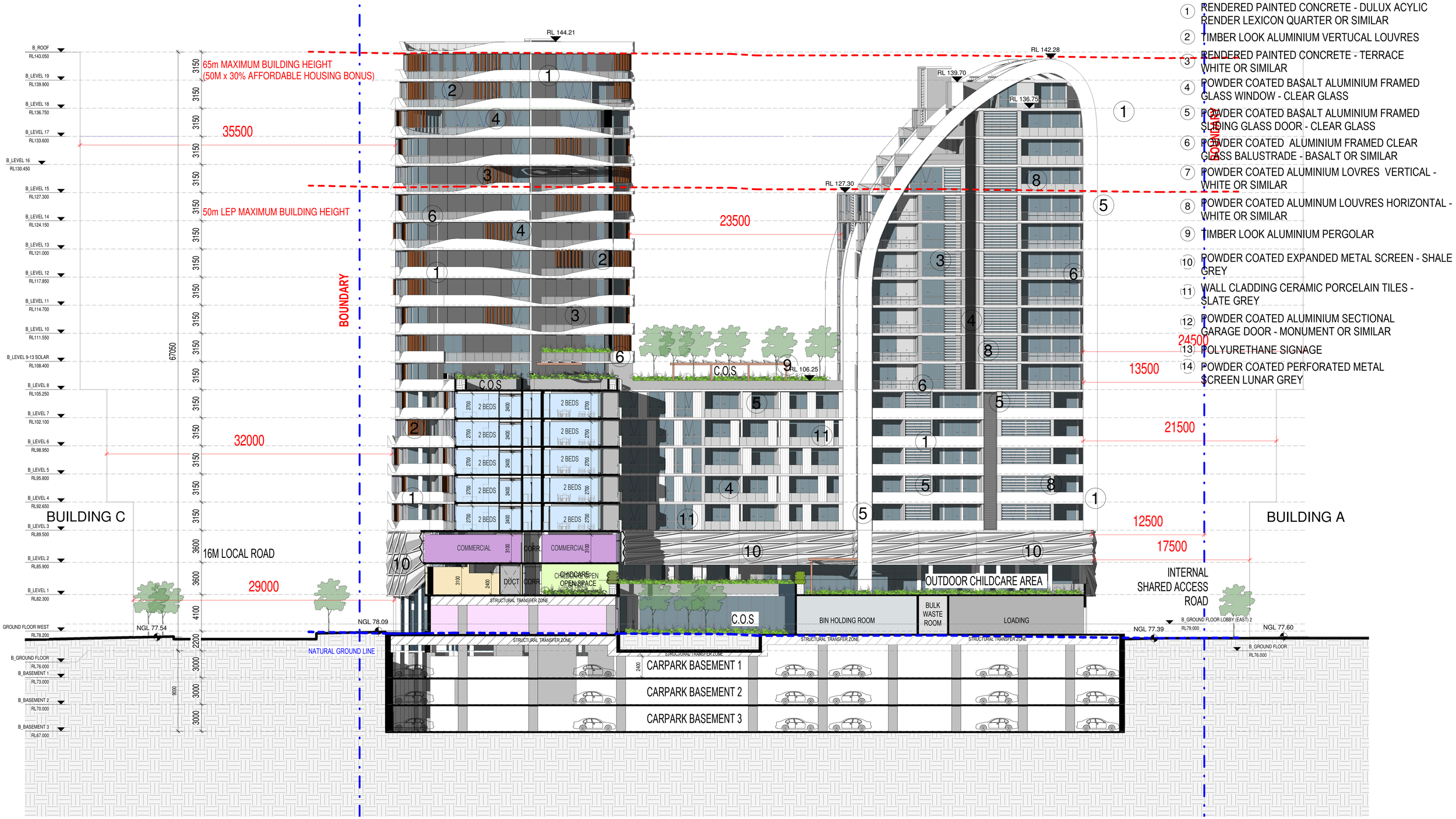


## EXTERNAL FINISHES LEGEND

1. RENDERED PAINTED CONCRETE - DULUX ACYLIC RENDER LEXICON QUARTER OR SIMILAR
2. TIMBER LOOK ALUMINIUM VERTUCAL LOUVRES
3. RENDERED PAINTED CONCRETE - TERRACE WHITE OR SIMILAR
4. POWDER COATED BASALT ALUMINIUM FRAMED GLASS WINDOW - CLEAR GLASS
5. POWDER COATED BASALT ALUMINIUM FRAMED SLIDING GLASS DOOR - CLEAR GLASS
6. POWDER COATED ALUMINIUM FRAMED CLEAR GLASS BALUSTRADE - BASALT OR SIMILAR
7. POWDER COATED ALUMINIUM LOVRES VERTICAL - WHITE OR SIMILAR
8. POWDER COATED ALUMINUM LOUVRES HORIZONTAL - WHITE OR SIMILAR
9. TIMBER LOOK ALUMINIUM PERGOLAR
10. POWDER COATED EXPANDED METAL SCREEN - SHALE GREY
11. WALL CLADDING CERAMIC PORCELAIN TILES - SLATE GREY
12. POWDER COATED ALUMINIUM SECTIONAL GARAGE DOOR - MONUMENT OR SIMILAR
13. POLYURETHANE SIGNAGE
14. POWDER COATED PERFORATED METAL SCREEN LUNAR GREY

# SITE B INNER EAST ELEVATION

| Rev. | Description | By | Date |
|---|---|---|---|
| A | For Coordination | | 19/06/26 |

**Disclaimer**

THESE DRAWINGS ARE PRELIMINARY DRAWINGS AND ARE SUBJECT TO CHANGE WITHOUT NOTICE DURING THE COURSE OF THE PROPOSED DEVELOPMENT AND IN CONSULTATION WITH COUNCIL. SUBMISSION OF THE DRAWINGS DOES NOT CONSTITUTE A REPRESENTATION OR WARRANTY BY THE DEVELOPER OR ITS SERVANTS, AGENTS OR CONTRACTORS THAT THE DRAWINGS ARE FINAL NOR THAT THE PROPOSED DEVELOPMENT WILL TAKE PLACE IN ACCORDANCE WITH THESE DRAWINGS.

BEFORE CARRYING OUT ANY WORK ENSURE THAT THE DRAWINGS USED CARRY THE LATEST AMENDMENT No.

THESE DOCUMENTS AND ANY WORKS EXECUTED AS A RESULT OF THESE DOCUMENTS SHALL BE SUBJECT TO THE COPYRIGHT CONDITIONS SET OUT IN THE CONDITIONS OF ENGAGEMENT. ©

**Notes**

DRAWINGS MADE TO A LARGER SCALE AND THOSE SHOWING PARTICULAR DETAIL OF WORKS SHALL TAKE PRECEDENCE OVER DRAWINGS MADE TO A SMALLER SCALE AND FOR MORE GENERAL PURPOSES.

WHERE ANY DISCREPANCY EXISTS BETWEEN FIGURED AND SCALED DIMENSIONS, THE FIGURED DIMENSIONS SHALL PREVAIL.

BUILDER TO CHECK ALL SITE DIMENSIONS PRIOR TO FABRICATION OF ITEMS/ETC.

ALL WORK SHALL COMPLY WITH RELEVANT AUSTRALIAN STANDARDS AND BUILDING CODE OF AUSTRALIA (BCA).

ALL WORK SHALL CONFORM TO THE CONTRACT DOCUMENTS WHICH INCLUDE SPECIFICATIONS, THE DRAWINGS, ALL ADDENDUMS, FINISHES, SCHEDULES AND MODIFICATIONS ISSUED BY THE ARCHITECT.

THE GENERAL CONTRACTOR SHALL REVIEW ALL DOCUMENTS AND VERIFY ALL DIMENSIONS AND FIELD CONDITIONS AND SHALL CONFIRM THAT WORK IS BUILDABLE AS SHOWN. ANY CONFLICTS OR OMISSIONS, ETC., SHALL BE IMMEDIATELY REPORTED TO THE ARCHITECT FOR CLARIFICATION PRIOR TO THE PERFORMANCE OF ANY WORK IN QUESTION.

ALL THE CONSTRUCTION DRAWINGS SHALL BE READ IN CONJUNCTION W/ ALL CONSULTANTS AND CONTRACTOR DRAWINGS, SCHEDULES AND SPECIFICATIONS. IN CASE OF CONFLICT BETWEEN ARCHITECTS AND CONSULTANTS DRAWINGS IN LOCATING STRUCTURAL ELEMENTS, MATERIALS / EQUIPMENT, THE ARCHITECT SHALL BE NOTIFIED FOR CLARIFICATION PRIOR TO PROCEEDING WITH CONSTRUCTION.

DO NOT SCALE DRAWINGS. WRITTEN DIMENSIONS GOVERN PARTITION LOCATIONS, DIMENSIONS AND TYPES. IN CASE OF CONFLICT, NOTIFY ARCHITECT OR WRITTEN CLARIFICATION PRIOR TO PROCEEDING WITH CONSTRUCTION.

**Legend**

**Consultants**

**Client**

A Mourched & G Mourched
ABN 94 935 668 270

**Architects**

tony owen ptnrs
Level 2
15-19 Queen Street
Chippendale NSW 2008
P 8122 9696 2900
F 8122 9698 3018
E info@tonyowen.com.au
Tony Owen Partners Architects Reg. No 7080

**Project**

Leppington

**Project address**
297 BRINGELLY ROAD,
LEPPINGTON NSW 2179

**Key plan**



| Scale | Date |
|---|---|
| 1 : 200 | 19/06/26 |

**Drawing title**
SITE B INNER EAST ELEVATION

| Project no. 1078 | Drawing no. | Rev. |
|---|---|---|
| Drawn TL | A216 | A |

**Drawing status**
SSD SUBMISSION

17/06/2026 9:57:49 AM

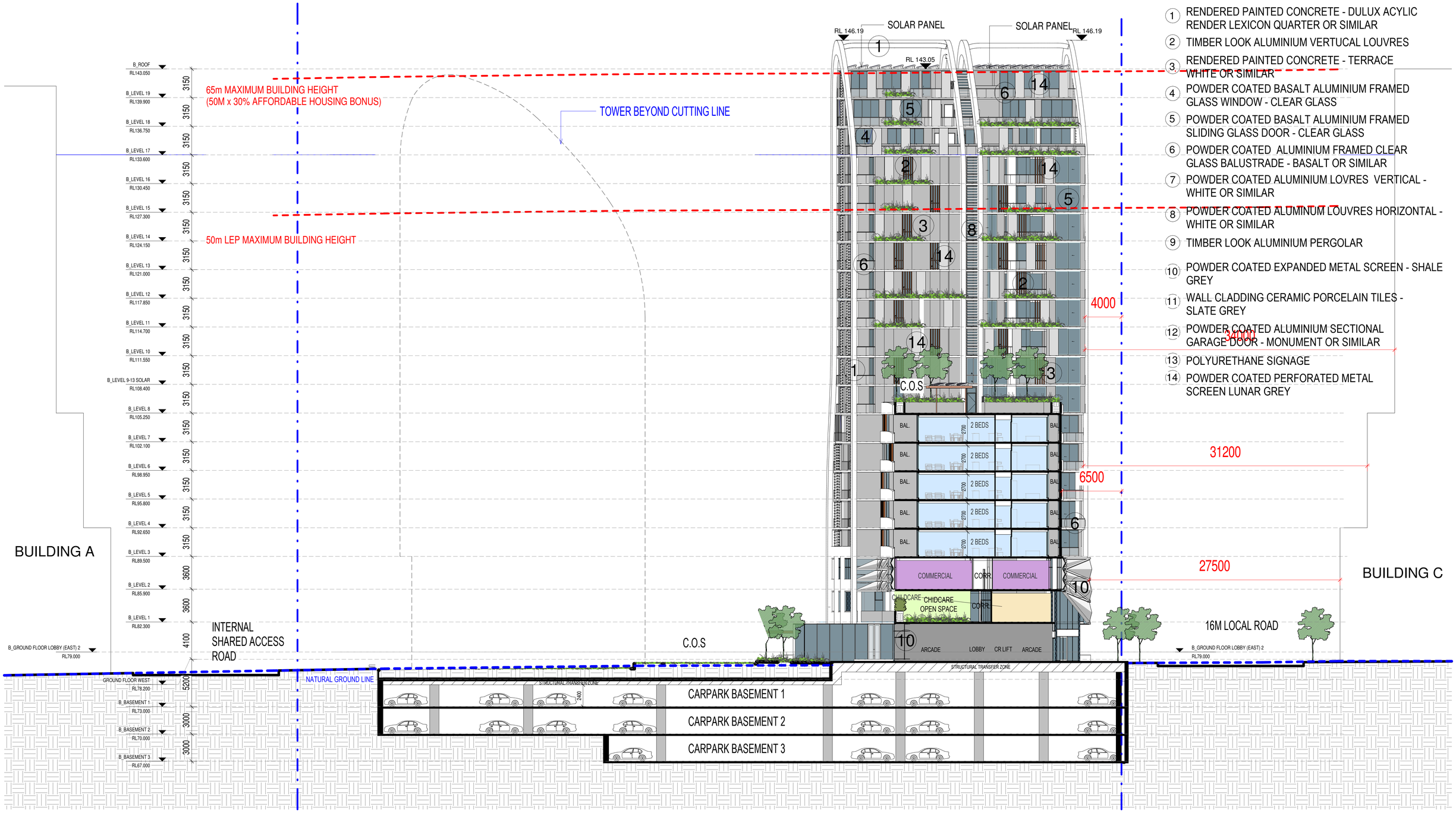


## EXTERNAL FINISHES LEGEND

1. RENDERED PAINTED CONCRETE - DULUX ACYLIC RENDER LEXICON QUARTER OR SIMILAR
2. TIMBER LOOK ALUMINIUM VERTUCAL LOUVRES
3. RENDERED PAINTED CONCRETE - TERRACE WHITE OR SIMILAR
4. POWDER COATED BASALT ALUMINIUM FRAMED GLASS WINDOW - CLEAR GLASS
5. POWDER COATED BASALT ALUMINIUM FRAMED SLIDING GLASS DOOR - CLEAR GLASS
6. POWDER COATED ALUMINIUM FRAMED CLEAR GLASS BALUSTRADE - BASALT OR SIMILAR
7. POWDER COATED ALUMINIUM LOVRES VERTICAL - WHITE OR SIMILAR
8. POWDER COATED ALUMINUM LOUVRES HORIZONTAL - WHITE OR SIMILAR
9. TIMBER LOOK ALUMINIUM PERGOLAR
10. POWDER COATED EXPANDED METAL SCREEN - SHALE GREY
11. WALL CLADDING CERAMIC PORCELAIN TILES - SLATE GREY
12. POWDER COATED ALUMINIUM SECTIONAL GARAGE DOOR - MONUMENT OR SIMILAR
13. POLYURETHANE SIGNAGE
14. POWDER COATED PERFORATED METAL SCREEN LUNAR GREY

# SITE B INNER WEST ELEVATION

| Rev. | Description | By | Date |
|---|---|---|---|
| A | For Coordination | | 19/06/26 |

**Disclaimer**

"THESE DRAWINGS ARE PRELIMINARY DRAWINGS AND ARE SUBJECT TO CHANGE WITHOUT NOTICE DURING THE COURSE OF THE PROPOSED DEVELOPMENT AND IN CONSULTATION WITH COUNCIL. SUBMISSION OF THE DRAWINGS DOES NOT CONSTITUTE A REPRESENTATION OR WARRANTY BY THE DEVELOPER OR ITS SERVANTS, AGENTS OR CONTRACTORS THAT THE DRAWINGS ARE FINAL NOR THAT THE PROPOSED DEVELOPMENT WILL TAKE PLACE IN ACCORDANCE WITH THESE DRAWINGS."

BEFORE CARRYING OUT ANY WORK ENSURE THAT THE DRAWINGS USED CARRY THE LATEST AMENDMENT No.

THESE DOCUMENTS AND ANY WORKS EXECUTED AS A RESULT OF THESE DOCUMENTS SHALL BE SUBJECT TO THE COPYRIGHT CONDITIONS SET OUT IN THE CONDITIONS OF ENGAGEMENT. ©

**Notes**

DRAWINGS MADE TO A LARGER SCALE AND THOSE SHOWING PARTICULAR DETAIL OF WORKS SHALL TAKE PRECEDENCE OVER DRAWINGS MADE TO A SMALLER SCALE AND FOR MORE GENERAL PURPOSES.

WRITTEN ANY DISCREPANCY EXISTS BETWEEN FIGURED AND SCALED DIMENSIONS, THE FIGURED DIMENSIONS SHALL PREVAIL.

BUILDER TO CHECK ALL SITE DIMENSIONS PRIOR TO FABRICATION OF FITMENTS.
ALL WORK SHOULD COMPLY WITH RELEVANT AUSTRALIAN STANDARDS AND BUILDING CODE OF AUSTRALIA (BCA).

ALL WORK SHALL CONFORM TO THE CONTRACT DOCUMENTS WHICH INCLUDE SPECIFICATIONS, THE DRAWINGS, ALL ADDENDUMS, FINISHES, SCHEDULES AND MODIFICATIONS ISSUED BY THE ARCHITECT.

THE GENERAL CONTRACTOR SHALL REVIEW ALL DOCUMENTS AND VERIFY ALL DIMENSIONS AND FIELD CONDITIONS AND SHALL CONFIRM THAT WORK IS BUILDABLE AS SHOWN. ANY CONFLICTS OR OMISSIONS, ETC., SHALL BE IMMEDIATELY REPORTED TO THE ARCHITECT FOR CLARIFICATION PRIOR TO THE PERFORMANCE OF ANY WORK IN QUESTION.

ALL THE CONSTRUCTION DRAWINGS SHALL BE READ IN CONJUNCTION W ALL CONSULTANTS AND CONTRACTOR DRAWINGS, SCHEDULES AND SPECIFICATIONS. IN CASE OF CONFLICT BETWEEN ARCHITECTS AND CONSULTANTS DRAWINGS IN LOCATING STRUCTURAL ELEMENTS, MATERIALS EQUIPMENT, THE ARCHITECT SHALL BE NOTIFIED FOR CLARIFICATION PRIOR TO PROCEEDING WITH CONSTRUCTION.

DONOT SCALE DRAWINGS. WRITTEN DIMENSIONS GOVERN PARTITION LOCATIONS, DIMENSIONS AND TYPES. IN CASE OF CONFLICT, NOTIFY ARCHITECT OR WRITTEN CLARIFICATION PRIOR TO PROCEEDING WITH CONSTRUCTION.

**Legend**

**Consultants**

**Client**

A Mourched & G Mourched
ABN 94 935 668 270

**Architects**

tony owen ptnrs
Level 2
13-16 Queen Street
Chippendale NSW 2008
P 8122 3698 2900
F 8122 3698 2918
E info@tonyowen.com.au
Tony Owen Partners Architects Reg. No 7080

**Project**

Leppington

**Project address**
297 BRINGELLY ROAD,
LEPPINGTON NSW 2179

**Key plan**



| Scale | Date |
|---|---|
| 1 : 200 | 19/06/26 |

**Drawing title**
SITE B INNER WEST ELEVATION

| Project no. 1078 | Drawing no. | Rev. |
|---|---|---|
| Drawn TL | A217 | A |

**Drawing status**
SSD SUBMISSION

17/06/2026 9:57:55 AM

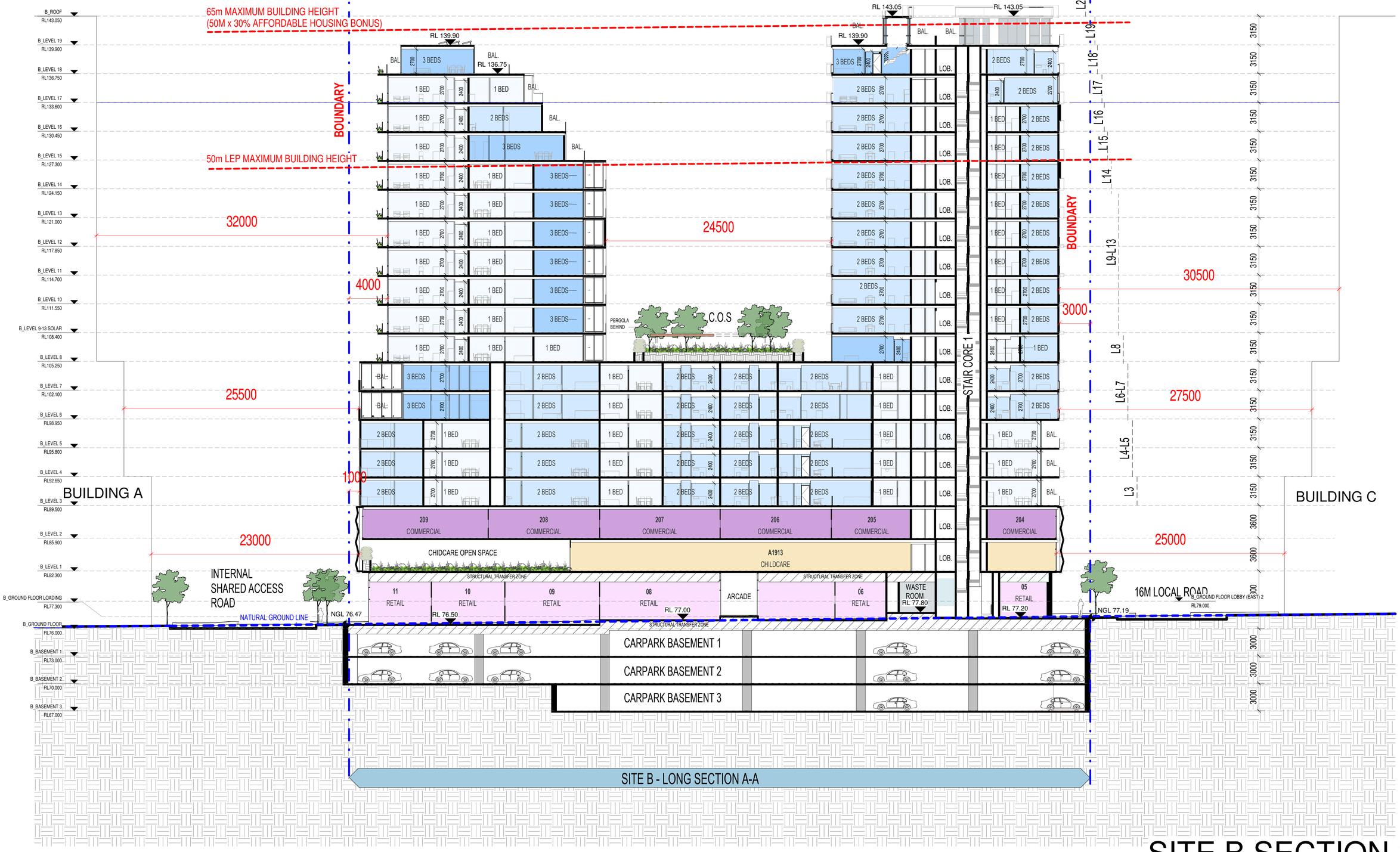


SITE B - LONG SECTION A-A

# SITE B SECTION 1-1

| Rev. | Description | By | Date |
|---|---|---|---|
| A | For Coordination | | 19/06/26 |

**Disclaimer**

"THESE DRAWINGS ARE PRELIMINARY DRAWINGS AND ARE SUBJECT TO CHANGE WITHOUT NOTICE DURING THE COURSE OF THE PROPOSED DEVELOPMENT AND IN CONSULTATION WITH COUNCIL. SUBMISSION OF THE DRAWINGS DOES NOT CONSTITUTE A REPRESENTATION OR WARRANTY BY THE DEVELOPER OR ITS SERVANTS, AGENTS OR CONTRACTORS THAT THE DRAWINGS ARE FINAL NOR THAT THE PROPOSED DEVELOPMENT WILL TAKE PLACE IN ACCORDANCE WITH THESE DRAWINGS."

BEFORE CARRYING OUT ANY WORK ENSURE THAT THE DRAWINGS USED CARRY THE LATEST AMENDMENT No.

THESE DOCUMENTS AND ANY WORKS EXECUTED AS A RESULT OF THESE DOCUMENTS SHALL BE SUBJECT TO THE COPYRIGHT CONDITIONS SET OUT IN THE CONDITIONS OF ENGAGEMENT. ©

**Notes**

DRAWINGS MADE TO A LARGER SCALE AND THOSE SHOWING PARTICULAR DETAIL OF WORKS SHALL TAKE PRECEDENCE OVER DRAWINGS MADE TO A SMALLER SCALE AND FOR MORE GENERAL PURPOSES.
WHERE ANY DISCREPANCY EXISTS BETWEEN FIGURED AND SCALED DIMENSIONS, THE FIGURED DIMENSIONS SHALL PREVAIL.

BUILDER TO CHECK ALL SITE DIMENSIONS PRIOR TO FABRICATION OF ITEMS/ITS.
ALL WORK SHOULD COMPLY WITH RELEVANT AUSTRALIAN STANDARDS AND BUILDING CODE OF AUSTRALIA (BCA).

ALL WORK SHALL CONFORM TO THE CONTRACT DOCUMENTS WHICH INCLUDE SPECIFICATIONS, THE DRAWINGS, ALL ADDENDUMS, FINISHES, SCHEDULES AND MODIFICATIONS ISSUED BY THE ARCHITECT.

THE GENERAL CONTRACTOR SHALL REVIEW ALL DOCUMENTS AND VERIFY ALL DIMENSIONS AND FIELD CONDITIONS AND SHALL CONFIRM THAT WORK IS BUILDABLE AS SHOWN. ANY CONFLICTS OR OMISSIONS, ETC., SHALL BE IMMEDIATELY REPORTED TO THE ARCHITECT FOR CLARIFICATION PRIOR TO THE PERFORMANCE OF ANY WORK IN QUESTION.

ALL THE CONSTRUCTION DRAWINGS SHALL BE READ IN CONJUNCTION WI ALL CONSULTANTS AND CONTRACTOR DRAWINGS, SCHEDULES AND SPECIFICATIONS. IN CASE OF CONFLICT BETWEEN ARCHITECTS AND CONSULTANTS DRAWINGS IN LOCATING STRUCTURAL ELEMENTS, MATERIALS, EQUIPMENT, THE ARCHITECT SHALL BE NOTIFIED FOR CLARIFICATION PRIOR TO PROCEEDING WITH CONSTRUCTION.

DO NOT SCALE DRAWINGS. WRITTEN DIMENSIONS GOVERN PARTITION LOCATIONS, DIMENSIONS AND TYPES. IN CASE OF CONFLICT, NOTIFY ARCHITECT OR WRITTEN CLARIFICATION PRIOR TO PROCEEDING WITH CONSTRUCTION.

**Legend**

**Consultants**

**Client**
A Mourched & G Mourched
ABN 94 935 668 270

**Architects**
tony owen ptnrs
Level 2
15-19 Gwen Street
Wappingwa NSW 2008
P 8122 9688 2900
F 8122 9688 2910
E info@tonyowen.com.au
Tony Owen Partners Architects Reg. No 7080

**Project**
Leppington

**Project address**
297 BRINGELLY ROAD,
LEPPINGTON NSW 2179

**Key plan**



**Scale** 1 : 200
**Date** 19/06/26
**Drawing title** SITE B SECTION 1-1
**Project no.** 1078 **Drawing no.** A320 **Rev.** A
**Drawn** TL
**Drawing status** SSD SUBMISSION

17/06/2026 9:57:59 AM

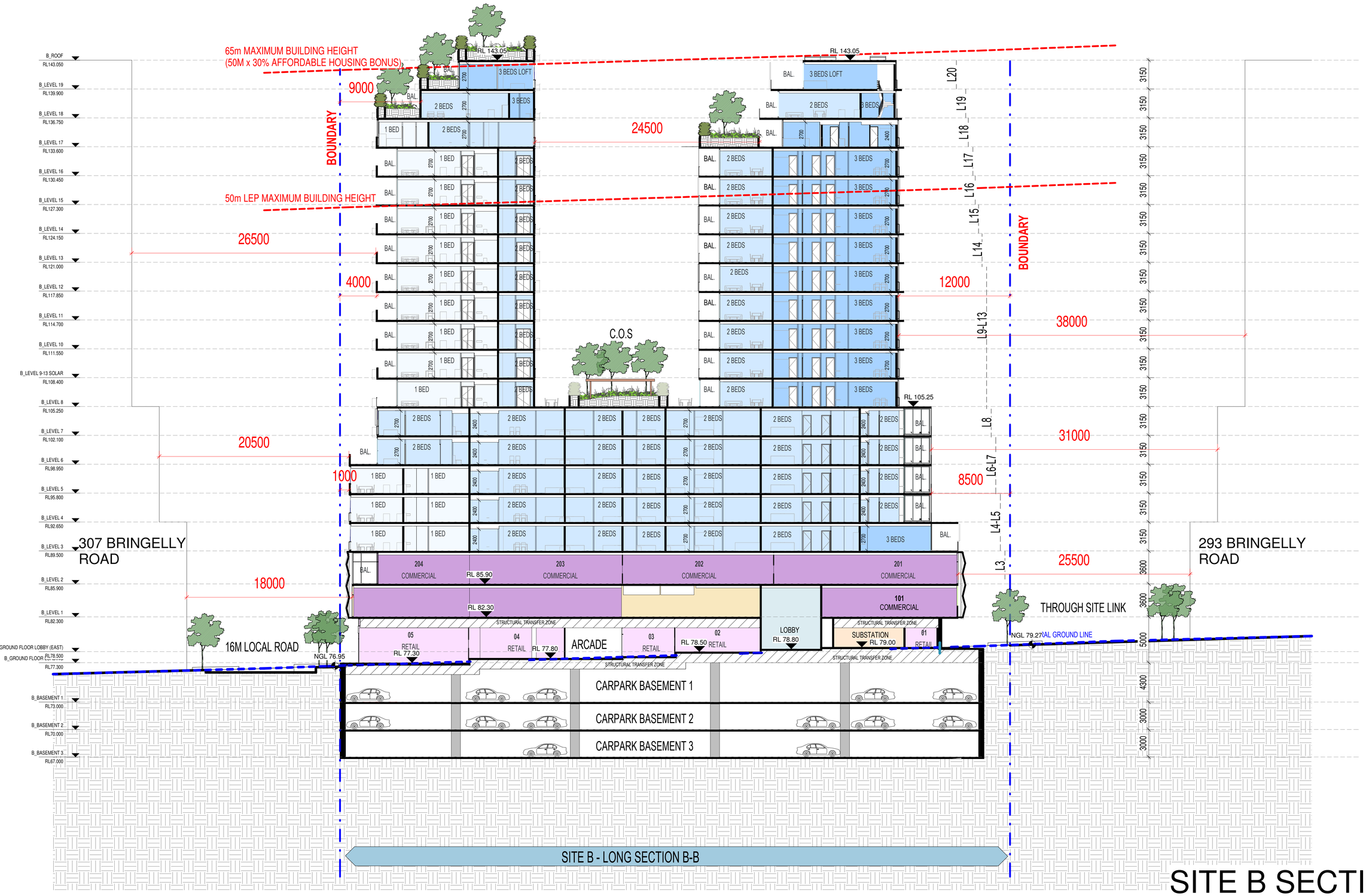


# SITE B SECTION 2-2

| Rev. | Description | By | Date |
|---|---|---|---|
| A | For Coordination | | 19/06/26 |

**Disclaimer**

"THESE DRAWINGS ARE PRELIMINARY DRAWINGS AND ARE SUBJECT TO CHANGE WITHOUT NOTICE DURING THE COURSE OF THE PROPOSED DEVELOPMENT AND IN CONSULTATION WITH COUNCIL. SUBMISSION OF THE DRAWINGS DOES NOT CONSTITUTE A REPRESENTATION OR WARRANTY BY THE DEVELOPER OR ITS SERVANTS, AGENTS OR CONTRACTORS THAT THE DRAWINGS ARE FINAL NOR THAT THE PROPOSED DEVELOPMENT WILL TAKE PLACE IN ACCORDANCE WITH THESE DRAWINGS."

BEFORE CARRYING OUT ANY WORK ENSURE THAT THE DRAWINGS USED CARRY THE LATEST AMENDMENT No.

THESE DOCUMENTS AND ANY WORKS EXECUTED AS A RESULT OF THESE DOCUMENTS SHALL BE SUBJECT TO THE COPYRIGHT CONDITIONS SET OUT IN THE CONDITIONS OF ENGAGEMENT. ©

**Notes**

DRAWINGS MADE TO A LARGER SCALE AND THOSE SHOWING PARTICULAR DETAIL OF WORKS SHALL TAKE PRECEDENCE OVER DRAWINGS MADE TO A SMALLER SCALE AND FOR MORE GENERAL PURPOSES.

WHERE ANY DISCREPANCY EXISTS BETWEEN FIGURED AND SCALED DIMENSIONS, THE FIGURED DIMENSIONS SHALL PREVAIL.

BUILDER TO CHECK ALL SITE DIMENSIONS PRIOR TO FABRICATION OF FITMENTS.

ALL WORK SHOULD COMPLY WITH RELEVANT AUSTRALIAN STANDARDS AND BUILDING CODE OF AUSTRALIA (BCA).

ALL WORK SHALL CONFORM TO THE CONTRACT DOCUMENTS WHICH INCLUDE SPECIFICATIONS, THE DRAWINGS, ALL ADDENDUMS, FINISHES, SCHEDULES AND MODIFICATIONS ISSUED BY THE ARCHITECT.

THE GENERAL CONTRACTOR SHALL REVIEW ALL DOCUMENTS AND VERIFY ALL DIMENSIONS AND FIELD CONDITIONS AND SHALL CONFIRM THAT WORK IS BUILDABLE AS SHOWN. ANY CONFLICTS OR OMISSIONS, ETC., SHALL BE IMMEDIATELY REPORTED TO THE ARCHITECT FOR CLARIFICATION PRIOR TO THE PERFORMANCE OF ANY WORK IN QUESTION.

ALL THE CONSTRUCTION DRAWINGS SHALL BE READ IN CONJUNCTION W/ ALL CONSULTANTS AND CONTRACTOR DRAWINGS, SCHEDULES AND SPECIFICATIONS. IN CASE OF CONFLICT BETWEEN ARCHITECTS AND CONSULTANTS DRAWINGS IN LOCATING STRUCTURAL ELEMENTS, MATERIALS / EQUIPMENT, THE ARCHITECT SHALL BE NOTIFIED FOR CLARIFICATION PRIOR TO PROCEEDING WITH CONSTRUCTION.

DO NOT SCALE DRAWINGS. WRITTEN DIMENSIONS GOVERN PARTITION LOCATIONS, DIMENSIONS AND TYPES. IN CASE OF CONFLICT, NOTIFY ARCHITECT OR WRITTEN CLARIFICATION PRIOR TO PROCEEDING WITH CONSTRUCTION.

**Legend**

**Consultants**

**Client**

A Mourched & G Mourched
ABN 94 935 668 270

**Architects**

tony owen ptnrs
Level 2
13-16 Queen Street
Chippendale NSW 2008
P 6122 9698 2000
F 6122 9698 2018
E info@tonyowen.com.au

Tony Owen Partners Architects Reg. No 7080

**Project**

Leppington

**Project address**

297 BRINGELLY ROAD,
LEPPINGTON NSW 2179

**Key plan**



| Scale | Date |
|---|---|
| 1 : 200 | 19/06/26 |

**Drawing title**
SITE B SECTION 2-2

| Project no. | Drawing no. | Rev. |
|---|---|---|
| 1078 | A321 | A |

Drawn TL

**Drawing status**
SSD SUBMISSION

17/06/2026 9:58:01 AM

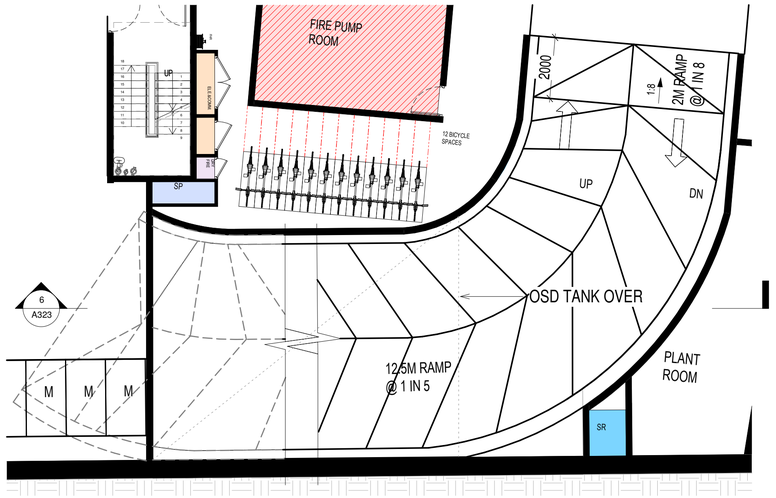


## 4 B_BASEMENT 1 RAMP SECTION 2

1 : 100@A1

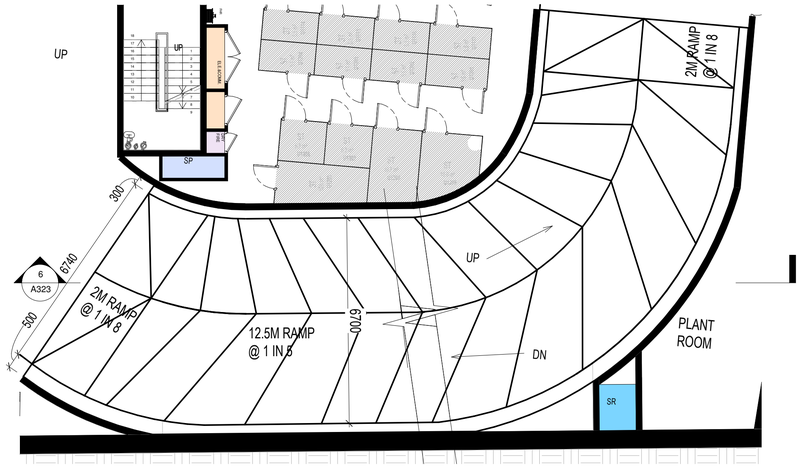


## 5 B_BASEMENT 2 (200) RAMP SECTION 2

1 : 100@A1

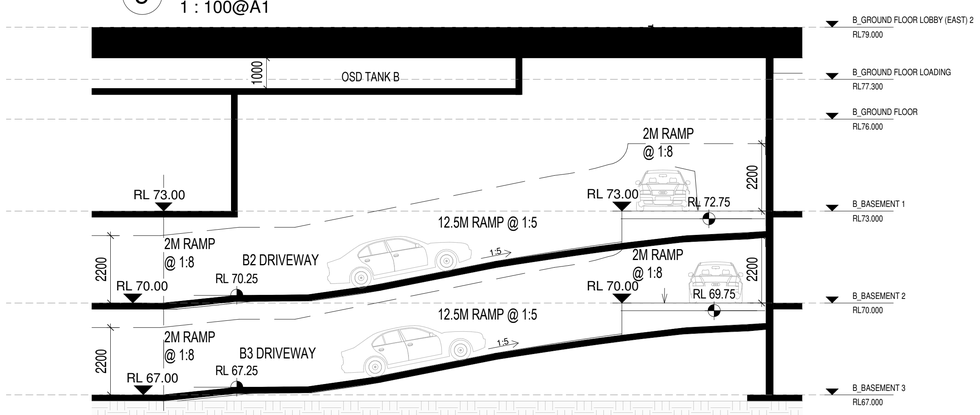


## 6 RAMP SECTION_B1-B3

1 : 100@A1

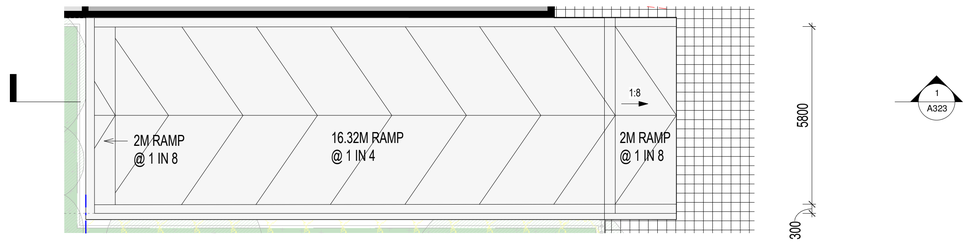


## 2 B_GROUND FLOOR RAMP PLAN

1 : 100@A1

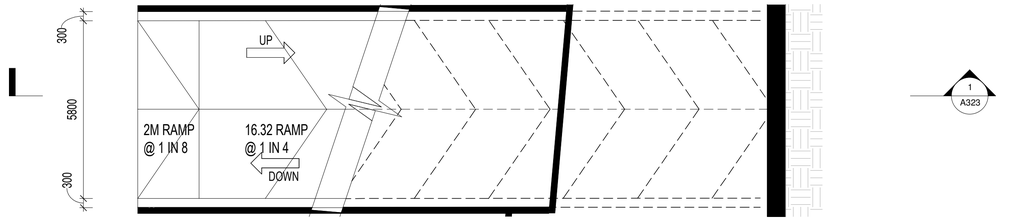


## 3 B_BASEMENT 1 RAMP PLAN

1 : 100@A1

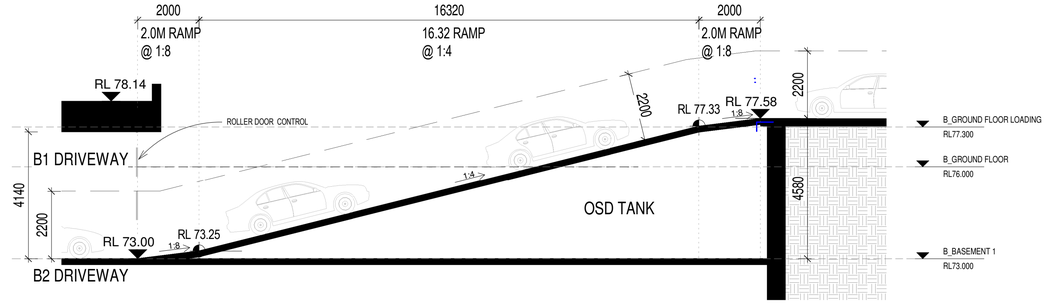


## 1 RAMP SECTION_GR_B1

1 : 100@A1

# SITE B RAMP SECTION 1

| Rev. | Description | By | Date |
|---|---|---|---|
| A | For Coordination | | 19/06/26 |

**Disclaimer**

"THESE DRAWINGS ARE PRELIMINARY DRAWINGS AND ARE SUBJECT TO CHANGE WITHOUT NOTICE DURING THE COURSE OF THE PROPOSED DEVELOPMENT AND IN CONSULTATION WITH COUNCIL. SUBMISSION OF THE DRAWINGS DOES NOT CONSTITUTE A REPRESENTATION OR WARRANTY BY THE DEVELOPER OR ITS SERVANTS, AGENTS OR CONTRACTORS THAT THE DRAWINGS ARE FINAL NOR THAT THE PROPOSED DEVELOPMENT WILL TAKE PLACE IN ACCORDANCE WITH THESE DRAWINGS."

BEFORE CARRYING OUT ANY WORK ENSURE THAT THE DRAWINGS USED CARRY THE LATEST AMENDMENT No.

THESE DOCUMENTS AND ANY WORKS EXECUTED AS A RESULT OF THESE DOCUMENTS SHALL BE SUBJECT TO THE COPYRIGHT CONDITIONS SET OUT IN THE CONDITIONS OF ENGAGEMENT. ©

**Notes**

DRAWINGS MADE TO A LARGER SCALE AND THOSE SHOWING PARTICULAR DETAIL OF WORKS SHALL TAKE PRECEDENCE OVER DRAWINGS MADE TO A SMALLER SCALE AND FOR MORE GENERAL PURPOSES.

WHERE ANY DISCREPANCY EXISTS BETWEEN FIGURED AND SCALED DIMENSIONS, THE FIGURED DIMENSIONS SHALL PREVAIL.

BUILDER TO CHECK ALL SITE DIMENSIONS PRIOR TO FABRICATION OF FITMENTS

ALL WORK SHOULD COMPLY WITH RELEVANT AUSTRALIAN STANDARDS AND BUILDING CODE OF AUSTRALIA (BCA).

ALL WORK SHALL CONFORM TO THE CONTRACT DOCUMENTS WHICH INCLUDE SPECIFICATIONS, THE DRAWINGS, ALL ADDENDUMS, FINISHES, SCHEDULES AND MODIFICATIONS ISSUED BY THE ARCHITECT.

THE GENERAL CONTRACTOR SHALL REVIEW ALL DOCUMENTS AND VERIFY ALL DIMENSIONS AND FIELD CONDITIONS AND SHALL CONFIRM THAT WORK IS BUILDABLE AS SHOWN. ANY CONFLICTS OR OMISSIONS, ETC., SHALL BE IMMEDIATELY REPORTED TO THE ARCHITECT FOR CLARIFICATION PRIOR TO THE PERFORMANCE OF ANY WORK IN QUESTION.

ALL THE CONSTRUCTION DRAWINGS SHALL BE READ IN CONJUNCTION W ALL CONSULTANTS AND CONTRACTOR DRAWINGS, SCHEDULES AND SPECIFICATIONS. IN CASE OF CONFLICT BETWEEN ARCHITECTS AND CONSULTANTS DRAWINGS IN LOCATING STRUCTURAL ELEMENTS, MATERIALS / EQUIPMENT, THE ARCHITECT SHALL BE NOTIFIED FOR CLARIFICATION PRIOR TO PROCEEDING WITH CONSTRUCTION.

DO NOT SCALE DRAWINGS. WRITTEN DIMENSIONS GOVERN PARTITION LOCATIONS, DIMENSIONS AND TYPES. IN CASE OF CONFLICT, NOTIFY ARCHITECT OR WRITTEN CLARIFICATION PRIOR TO PROCEEDING WITH CONSTRUCTION.

**Legend**

**Consultants**

**Client**

A Mourched & G Mourched
ABN 94 935 668 270

**Architects**

tony owen ptnrs
Tony Owen Partners Architects
Level 2
13-16 Queen Street
Chippendale NSW 2008
P 9122 9698 2900
F 9122 9698 3918
E info@tonyowen.com.au
Reg. No 7080

**Project**

Leppington

**Project address**
297 BRINGELLY ROAD,
LEPPINGTON NSW 2179

**Key plan**



| Scale | Date |
|---|---|
| 1 : 100 | 19/06/26 |

**Drawing title**
SITE B RAMP SECTION 1

| Project no. 1078 | Drawing no. | Rev. |
|---|---|---|
| Drawn TL | A323 | A |

**Drawing status**
SSD SUBMISSION

17/06/2026 9:58:04 AM




PRE ADAPTABLE UNITS B321 , B421 , B521 , B618 , B718

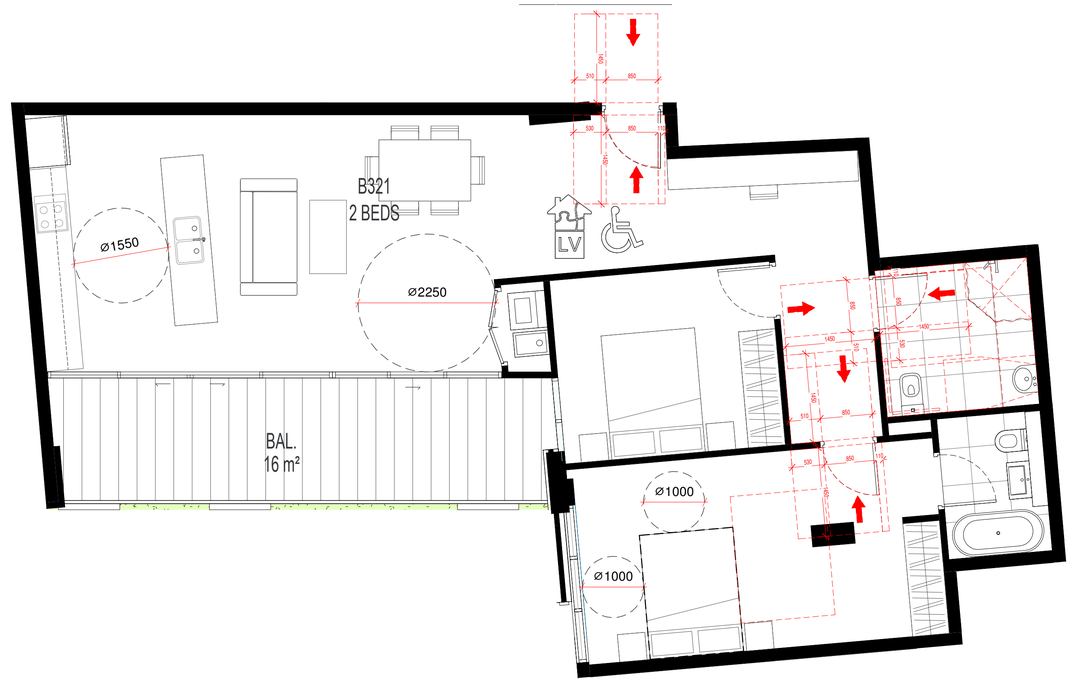


ADAPTABLE UNITS B321 , B421 , B521 , B618 , B718

# BUILDING B ADAPTABLE UNIT PLAN 1

| Rev. | Description | By | Date |
|---|---|---|---|
| 1 | For Coordination | | 03/12/24 |

**Disclaimer**

"THESE DRAWINGS ARE PRELIMINARY DRAWINGS AND ARE SUBJECT TO CHANGE WITHOUT NOTICE DURING THE COURSE OF THE PROPOSED DEVELOPMENT AND IN CONSULTATION WITH COUNCIL. SUBMISSION OF THE DRAWINGS DOES NOT CONSTITUTE A REPRESENTATION OR WARRANTY BY THE DEVELOPER OR ITS SERVANTS, AGENTS OR CONTRACTORS THAT THE DRAWINGS ARE FINAL NOR THAT THE PROPOSED DEVELOPMENT WILL TAKE PLACE IN ACCORDANCE WITH THESE DRAWINGS."

BEFORE CARRYING OUT ANY WORK ENSURE THAT THE DRAWINGS USED CARRY THE LATEST AMENDMENT No.

THESE DOCUMENTS AND ANY WORKS EXECUTED AS A RESULT OF THESE DOCUMENTS SHALL BE SUBJECT TO THE COPYRIGHT CONDITIONS SET OUT IN THE CONDITIONS OF ENGAGEMENT. ©

**Notes**

DRAWINGS MADE TO A LARGER SCALE AND THOSE SHOWING PARTICULAR DETAIL OF WORKS SHALL TAKE PRECEDENCE OVER DRAWINGS MADE TO A SMALLER SCALE AND FOR MORE GENERAL PURPOSES.
WHERE ANY DISCREPANCY EXISTS BETWEEN FIGURED AND SCALED DIMENSIONS, THE FIGURED DIMENSIONS SHALL PREVAIL.

BUILDER TO CHECK ALL SITE DIMENSIONS PRIOR TO FABRICATION OF ITEMS/ITS.
ALL WORK SHOULD COMPLY WITH RELEVANT AUSTRALIAN STANDARDS AND BUILDING CODE OF AUSTRALIA (BCA).

ALL WORK SHALL CONFORM TO THE CONTRACT DOCUMENTS WHICH INCLUDE SPECIFICATIONS, THE DRAWINGS, ALL ADDENDUMS, FINISHES, SCHEDULES AND MODIFICATIONS ISSUED BY THE ARCHITECT.

THE GENERAL CONTRACTOR SHALL REVIEW ALL DOCUMENTS AND VERIFY ALL DIMENSIONS AND FIELD CONDITIONS AND SHALL CONFIRM THAT WORK IS BUILDABLE AS SHOWN. ANY CONFLICTS OR OMISSIONS, ETC., SHALL BE IMMEDIATELY REPORTED TO THE ARCHITECT FOR CLARIFICATION PRIOR TO THE PERFORMANCE OF ANY WORK IN QUESTION.

ALL THE CONSTRUCTION DRAWINGS SHALL BE READ IN CONJUNCTION W/ ALL CONSULTANTS AND CONTRACTOR DRAWINGS, SCHEDULES AND SPECIFICATIONS. IN CASE OF CONFLICT BETWEEN ARCHITECTS AND CONSULTANTS DRAWINGS IN LOCATING STRUCTURAL ELEMENTS, MATERIALS / EQUIPMENT, THE ARCHITECT SHALL BE NOTIFIED FOR CLARIFICATION PRIOR TO PROCEEDING WITH CONSTRUCTION.

DO NOT SCALE DRAWINGS. WRITTEN DIMENSIONS GOVERN PARTITION LOCATIONS, DIMENSIONS AND TYPES. IN CASE OF CONFLICT, NOTIFY ARCHITECT OR WRITTEN CLARIFICATION PRIOR TO PROCEEDING WITH CONSTRUCTION.

**Legend**

**Consultants**

**Client**

A Mourched & G Mourched
ABN 94 935 668 270

**Architects**

Tony Owen Partners Architects Reg. No 7080
Level 2
12-16 Queen Street
Chippendale NSW 2008
P 8122 9698 2900
F 8122 9698 3018
E info@tonyowen.com.au

**Project**

Leppington

**Project address**
297 BRINGELLY ROAD,
LEPPINGTON NSW 2179

**Key plan**



| Scale | Date |
|---|---|
| 1 : 50 | 03/12/24 |

**Drawing title**
BUILDING B ADAPTABLE UNIT PLAN 1

| Project no. | Drawing no. | Rev. |
|---|---|---|
| 1078 | A410 | 1 |

| Drawn | |
|---|---|
| TL | |

**Drawing status**
SSD SUBMISSION

16/06/2026 4:32:45 PM




PRE ADAPTABLE UNITS B322 , B422 , B522 , B619 , B719




ADAPTABLE UNITS B322 , B422 , B522 , B619 , B719

# BUILDING B ADAPTABLE UNIT PLAN 2

| Rev. | Description | By | Date |
|---|---|---|---|
| 1 | For Coordination | | 03/12/24 |

**Disclaimer**

"THESE DRAWINGS ARE PRELIMINARY DRAWINGS AND ARE SUBJECT TO CHANGE WITHOUT NOTICE DURING THE COURSE OF THE PROPOSED DEVELOPMENT AND IN CONSULTATION WITH COUNCIL. SUBMISSION OF THE DRAWINGS DOES NOT CONSTITUTE A REPRESENTATION OR WARRANTY BY THE DEVELOPER OR ITS SERVANTS, AGENTS OR CONTRACTORS THAT THE DRAWINGS ARE FINAL NOR THAT THE PROPOSED DEVELOPMENT WILL TAKE PLACE IN ACCORDANCE WITH THESE DRAWINGS."

BEFORE CARRYING OUT ANY WORK ENSURE THAT THE DRAWINGS USED CARRY THE LATEST AMENDMENT No.

THESE DOCUMENTS AND ANY WORKS EXECUTED AS A RESULT OF THESE DOCUMENTS SHALL BE SUBJECT TO THE COPYRIGHT CONDITIONS SET OUT IN THE CONDITIONS OF ENGAGEMENT. ©

**Notes**

DRAWINGS MADE TO A LARGER SCALE AND THOSE SHOWING PARTICULAR DETAIL OF WORKS SHALL TAKE PRECEDENCE OVER DRAWINGS MADE TO A SMALLER SCALE AND FOR MORE GENERAL PURPOSES.

WHERE ANY DISCREPANCY EXISTS BETWEEN FIGURED AND SCALED DIMENSIONS, THE FIGURED DIMENSIONS SHALL PREVAIL.

BUILDER TO CHECK ALL SITE DIMENSIONS PRIOR TO FABRICATION OF FITMENTS.

ALL WORK SHOULD COMPLY WITH RELEVANT AUSTRALIAN STANDARDS AND BUILDING CODE OF AUSTRALIA (BCA).

ALL WORK SHALL CONFORM TO THE CONTRACT DOCUMENTS WHICH INCLUDE SPECIFICATIONS, THE DRAWINGS, ALL ADDENDUMS, FINISHES, SCHEDULES AND MODIFICATIONS ISSUED BY THE ARCHITECT.

THE GENERAL CONTRACTOR SHALL REVIEW ALL DOCUMENTS AND VERIFY ALL DIMENSIONS AND FIELD CONDITIONS AND SHALL CONFIRM THAT WORK IS BUILDABLE AS SHOWN. ANY CONFLICTS OR OMISSIONS, ETC. SHALL BE IMMEDIATELY REPORTED TO THE ARCHITECT FOR CLARIFICATION PRIOR TO THE PERFORMANCE OF ANY WORK IN QUESTION.

ALL THE CONSTRUCTION DRAWINGS SHALL BE READ IN CONJUNCTION W ALL CONSULTANTS AND CONTRACTOR DRAWINGS, SCHEDULES AND SPECIFICATIONS. IN CASE OF CONFLICT BETWEEN ARCHITECTS AND CONSULTANTS DRAWINGS IN LOCATING STRUCTURAL ELEMENTS, MATERIALS / EQUIPMENT, THE ARCHITECT SHALL BE NOTIFIED FOR CLARIFICATION PRIOR TO PROCEEDING WITH CONSTRUCTION.

DO NOT SCALE DRAWINGS. WRITTEN DIMENSIONS GOVERN PARTITION LOCATIONS, DIMENSIONS AND TYPES. IN CASE OF CONFLICT, NOTIFY ARCHITECT OR WRITTEN CLARIFICATION PRIOR TO PROCEEDING WITH CONSTRUCTION.

**Legend**

**Consultants**

**Client**

A Mourched & G Mourched
ABN 94 935 668 270

**Architects**

tony owen ptnrs
Level 2
13-15 Queen Street
Chippendale NSW 2008
P 9122 9698 2900
F 9122 9698 3018
E info@tonyowen.com.au

Tony Owen Partners Architects Reg. No 7080

**Project**

Leppington

**Project address**
297 BRINGELLY ROAD,
LEPPINGTON NSW 2179

**Key plan**



**Scale** 1 : 50
**Date** 03/12/24

**Drawing title**
BUILDING B ADAPTABLE UNIT PLAN 2

**Project no.** 1078 **Drawing no.** A411 **Rev.** 1
**Drawn** TL

**Drawing status**
SSD SUBMISSION

16/06/2026 4:32:46 PM




PRE ADAPTABLE UNITS B323 , B423 , B523 , B620 , B720




ADAPTABLE UNITS B323 , B423 , B523 , B620 , B720

# BUILDING B ADAPTABLE UNIT PLAN 3

| Rev. | Description | By | Date |
|---|---|---|---|
| 1 | For Coordination | | 03/12/24 |

**Disclaimer**

"THESE DRAWINGS ARE PRELIMINARY DRAWINGS AND ARE SUBJECT TO CHANGE WITHOUT NOTICE DURING THE COURSE OF THE PROPOSED DEVELOPMENT AND IN CONSULTATION WITH COUNCIL. SUBMISSION OF THE DRAWINGS DOES NOT CONSTITUTE A REPRESENTATION OR WARRANTY BY THE DEVELOPER OR ITS SERVANTS, AGENTS OR CONTRACTORS THAT THE DRAWINGS ARE FINAL NOR THAT THE PROPOSED DEVELOPMENT WILL TAKE PLACE IN ACCORDANCE WITH THESE DRAWINGS."

BEFORE CARRYING OUT ANY WORK ENSURE THAT THE DRAWINGS USED CARRY THE LATEST AMENDMENT No.

THESE DOCUMENTS AND ANY WORKS EXECUTED AS A RESULT OF THESE DOCUMENTS SHALL BE SUBJECT TO THE COPYRIGHT CONDITIONS SET OUT IN THE CONDITIONS OF ENGAGEMENT. ©

**Notes**

DRAWINGS MADE TO A LARGER SCALE AND THOSE SHOWING PARTICULAR DETAIL OF WORKS SHALL TAKE PRECEDENCE OVER DRAWINGS MADE TO A SMALLER SCALE AND FOR MORE GENERAL PURPOSES.
WHERE ANY DISCREPANCY EXISTS BETWEEN FIGURED AND SCALED DIMENSIONS, THE FIGURED DIMENSIONS SHALL PREVAIL.

BUILDER TO CHECK ALL SITE DIMENSIONS PRIOR TO FABRICATION OF FITMENTS.
ALL WORK SHOULD COMPLY WITH RELEVANT AUSTRALIAN STANDARDS AND BUILDING CODE OF AUSTRALIA (BCA).

ALL WORK SHALL CONFORM TO THE CONTRACT DOCUMENTS WHICH INCLUDE SPECIFICATIONS, THE DRAWINGS, ALL ADDENDUMS, FINISHES, SCHEDULES AND MODIFICATIONS ISSUED BY THE ARCHITECT.

THE GENERAL CONTRACTOR SHALL REVIEW ALL DOCUMENTS AND VERIFY ALL DIMENSIONS AND FIELD CONDITIONS AND SHALL CONFIRM THAT WORK IS BUILDABLE AS SHOWN. ANY CONFLICTS OR OMISSIONS, ETC., SHALL BE IMMEDIATELY REPORTED TO THE ARCHITECT FOR CLARIFICATION PRIOR TO THE PERFORMANCE OF ANY WORK IN QUESTION.

ALL THE CONSTRUCTION DRAWINGS SHALL BE READ IN CONJUNCTION W ALL CONSULTANTS AND CONTRACTOR DRAWINGS, SCHEDULES AND SPECIFICATIONS. IN CASE OF CONFLICT BETWEEN ARCHITECTS AND CONSULTANTS DRAWINGS IN LOCATING STRUCTURAL ELEMENTS, MATERIALS / EQUIPMENT, THE ARCHITECT SHALL BE NOTIFIED FOR CLARIFICATION PRIOR TO PROCEEDING WITH CONSTRUCTION.

DO NOT SCALE DRAWINGS. WRITTEN DIMENSIONS GOVERN PARTITION LOCATIONS, DIMENSIONS AND TYPES. IN CASE OF CONFLICT, NOTIFY ARCHITECT OR WRITTEN CLARIFICATION PRIOR TO PROCEEDING WITH CONSTRUCTION.

**Legend**

**Consultants**

**Client**

A Mourched & G Mourched
ABN 94 935 668 270

**Architects**

tony owen ptnrs
Level 2
12-16 Queen Street
Chippendale NSW 2008
P 9122 9698 2900
F 9122 9698 3918
E info@tonyowen.com.au
Tony Owen Partners Architects Reg. No 7080

**Project**

Leppington

**Project address**
297 BRINGELLY ROAD,
LEPPINGTON NSW 2179

**Key plan**



| Scale | Date |
|---|---|
| 1 : 50 | 03/12/24 |

**Drawing title**
BUILDING B ADAPTABLE UNIT PLAN 3

| Project no. 1078 | Drawing no. | Rev. |
|---|---|---|
| Drawn TL | A412 | 1 |

**Drawing status**
SSD SUBMISSION

16/06/2026 4:32:47 PM




PRE ADAPTABLE UNITS B805 , B905 , B1005 , B1105 , B1205 , B1305 , B1405 , B1505 , B1605




ADAPTABLE UNITS B805 , B905 , B1005 , B1105 , B1205 , B1305 , B1405 , B1505 , B1605

# BUILDING B ADAPTABLE UNIT PLAN 4

| Rev. | Description | By | Date |
|---|---|---|---|
| 1 | For Coordination | | 03/12/24 |

**Disclaimer**

"THESE DRAWINGS ARE PRELIMINARY DRAWINGS AND ARE SUBJECT TO CHANGE WITHOUT NOTICE DURING THE COURSE OF THE PROPOSED DEVELOPMENT AND IN CONSULTATION WITH COUNCIL. SUBMISSION OF THE DRAWINGS DOES NOT CONSTITUTE A REPRESENTATION OR WARRANTY BY THE DEVELOPER OR ITS SERVANTS, AGENTS OR CONTRACTORS THAT THE DRAWINGS ARE FINAL NOR THAT THE PROPOSED DEVELOPMENT WILL TAKE PLACE IN ACCORDANCE WITH THESE DRAWINGS."

BEFORE CARRYING OUT ANY WORK ENSURE THAT THE DRAWINGS USED CARRY THE LATEST AMENDMENT No.

THESE DOCUMENTS AND ANY WORKS EXECUTED AS A RESULT OF THESE DOCUMENTS SHALL BE SUBJECT TO THE COPYRIGHT CONDITIONS SET OUT IN THE CONDITIONS OF ENGAGEMENT. ©

**Notes**

DRAWINGS MADE TO A LARGER SCALE AND THOSE SHOWING PARTICULAR DETAIL OF WORKS SHALL TAKE PRECEDENCE OVER DRAWINGS MADE TO A SMALLER SCALE AND FOR MORE GENERAL PURPOSES.
WHERE ANY DISCREPANCY EXISTS BETWEEN FIGURED AND SCALED DIMENSIONS, THE FIGURED DIMENSIONS SHALL PREVAIL.

BUILDER TO CHECK ALL SITE DIMENSIONS PRIOR TO FABRICATION OF FITMENTS.
ALL WORK SHOULD COMPLY WITH RELEVANT AUSTRALIAN STANDARDS AND BUILDING CODE OF AUSTRALIA (BCA).

ALL WORK SHALL CONFORM TO THE CONTRACT DOCUMENTS WHICH INCLUDE SPECIFICATIONS, THE DRAWINGS, ALL ADDENDUMS, FINISHES, SCHEDULES AND MODIFICATIONS ISSUED BY THE ARCHITECT.

THE GENERAL CONTRACTOR SHALL REVIEW ALL DOCUMENTS AND VERIFY ALL DIMENSIONS AND FIELD CONDITIONS AND SHALL CONFIRM THAT WORK IS BUILDABLE AS SHOWN. ANY CONFLICTS OR OMISSIONS, ETC., SHALL BE IMMEDIATELY REPORTED TO THE ARCHITECT FOR CLARIFICATION PRIOR TO THE PERFORMANCE OF ANY WORK IN QUESTION.

ALL THE CONSTRUCTION DRAWINGS SHALL BE READ IN CONJUNCTION W ALL CONSULTANTS AND CONTRACTOR DRAWINGS, SCHEDULES AND SPECIFICATIONS. IN CASE OF CONFLICT BETWEEN ARCHITECTS AND CONSULTANTS DRAWINGS IN LOCATING STRUCTURAL ELEMENTS, MATERIALS / EQUIPMENT, THE ARCHITECT SHALL BE NOTIFIED FOR CLARIFICATION PRIOR TO PROCEEDING WITH CONSTRUCTION.

DO NOT SCALE DRAWINGS. WRITTEN DIMENSIONS GOVERN PARTITION LOCATIONS, DIMENSIONS AND TYPES. IN CASE OF CONFLICT, NOTIFY ARCHITECT OR WRITTEN CLARIFICATION PRIOR TO PROCEEDING WITH CONSTRUCTION.

**Legend**

**Consultants**

**Client**
A Mourched & G Mourched
ABN 94 935 668 270

**Architects**
tony owen ptnrs
Level 2
12-16 Queen Street
Chippendale NSW 2008
P 9122 9698 2900
F 9122 9698 3918
E info@tonyowen.com.au
Tony Owen Partners Architects Reg. No 7080

**Project**
Leppington

**Project address**
297 BRINGELLY ROAD,
LEPPINGTON NSW 2179

**Key plan**


| Scale | Date |
|---|---|
| 1 : 50 | 03/12/24 |

**Drawing title**
BUILDING B ADAPTABLE UNIT PLAN 4

| Project no. | Drawing no. | Rev. |
|---|---|---|
| 1078 | A413 | 1 |

Drawn TL

**Drawing status**
SSD SUBMISSION

16/06/2026 4:32:49 PM

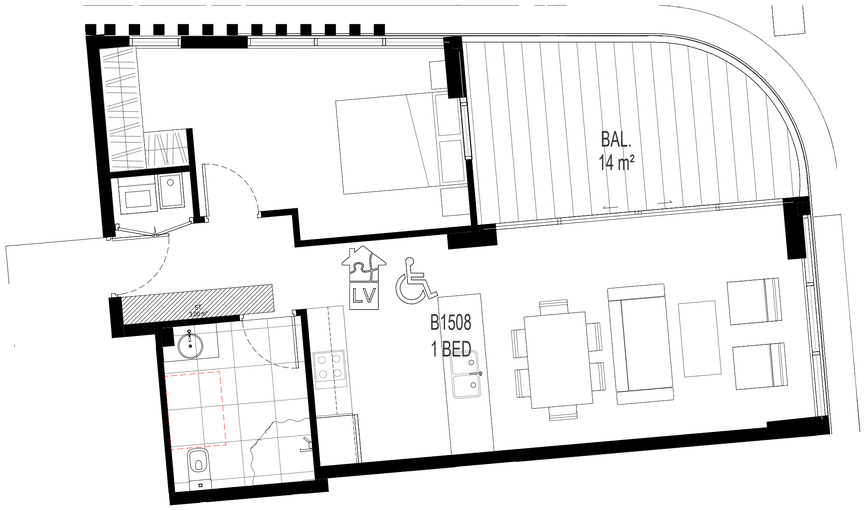


PRE ADAPTABLE UNITS B907 , B1007 , B1107 , B1207 , B1307 ,
B1407 , B1507 , B1607




ADAPTABLE UNITS B907 , B1007 , B1107 , B1207 , B1307 ,
B1407 , B1507 , B1607

## ADAPTABLE UNITS - BCA REQUIREMENTS

| | |
|---|---|
| CLASSIFICATION | A minimum ten (10) percent of dwelling on the site (round to nearest whole number) shall also be capable of being "adaptable housing", which meets the relevant Building Code of Australia and Australian Standards (Building Design Standards) and the unique specialist needs for accessibility and usability by the occupants. |

## BUILDING ADAPTABLE UNIT CALCULATION

| | |
|---|---|
| ACCESSIBLE DESIGN REQUIREMENT | 10% OF TOTAL UNITS (293) = 29.3<br>TOTAL REQ. = 29 ADAPTABLE UNITS |

## BUILDING PROPOSED ADAPTABLE UNIT MIX

| | | |
|---|---|---|
| 1 BEDROOM ADAPTABLE UNITS | B907 , B1007 , B1107 , B1207 , B1307 , B1407 , B1507 , B1607 | 8 |
| 2 BEDROOM ADAPTABLE UNITS | B321 , B421 , B521 , B618 , B718 , B323 , B423 , B523 , B620 , B720 , B805 , B905 , B1005 , B1105 , B1205 , B1305 , B1405 , B1505 , B1605 | 19 |
| 3 BEDROOM ADAPTABLE UNITS | B322 , B422 , B522 , B619 , B719 | 5 |
| **TOTAL ADAPTABLE UNITS** | 32 (COMPLY) | |

# BUILDING B ADAPTABLE UNIT PLAN 5

| Rev. | Description | By | Date |
|---|---|---|---|
| 1 | For Coordination | | 03/12/24 |

**Disclaimer**
"THESE DRAWINGS ARE PRELIMINARY DRAWINGS AND ARE SUBJECT TO CHANGE WITHOUT NOTICE DURING THE COURSE OF THE PROPOSED DEVELOPMENT AND IN CONSULTATION WITH COUNCIL. SUBMISSION OF THE DRAWINGS DOES NOT CONSTITUTE A REPRESENTATION OR WARRANTY BY THE DEVELOPER OR ITS SERVANTS, AGENTS OR CONTRACTORS THAT THE DRAWINGS ARE FINAL NOR THAT THE PROPOSED DEVELOPMENT WILL TAKE PLACE IN ACCORDANCE WITH THESE DRAWINGS."

BEFORE CARRYING OUT ANY WORK ENSURE THAT THE DRAWINGS USED CARRY THE LATEST AMENDMENT No.

THESE DOCUMENTS AND ANY WORKS EXECUTED AS A RESULT OF THESE DOCUMENTS SHALL BE SUBJECT TO THE COPYRIGHT CONDITIONS SET OUT IN THE CONDITIONS OF ENGAGEMENT. ©

**Notes**
DRAWINGS MADE TO A LARGER SCALE AND THOSE SHOWING PARTICULAR DETAIL OF WORKS SHALL TAKE PRECEDENCE OVER DRAWINGS MADE TO A SMALLER SCALE AND FOR MORE GENERAL PURPOSES.
WHERE ANY DISCREPANCY EXISTS BETWEEN FIGURED AND SCALED DIMENSIONS, THE FIGURED DIMENSIONS SHALL PREVAIL.

BUILDER TO CHECK ALL SITE DIMENSIONS PRIOR TO FABRICATION OF ITEMS/ITS.
ALL WORK SHOULD COMPLY WITH RELEVANT AUSTRALIAN STANDARDS AND BUILDING CODE OF AUSTRALIA (BCA).

ALL WORK SHALL CONFORM TO THE CONTRACT DOCUMENTS WHICH INCLUDE SPECIFICATIONS, THE DRAWINGS, ALL ADDENDUMS, FINISHES, SCHEDULES AND MODIFICATIONS ISSUED BY THE ARCHITECT.

THE GENERAL CONTRACTOR SHALL REVIEW ALL DOCUMENTS AND VERIFY ALL DIMENSIONS AND FIELD CONDITIONS AND SHALL CONFIRM THAT WORK IS BUILDABLE AS SHOWN. ANY CONFLICTS OR OMISSIONS, ETC., SHALL BE IMMEDIATELY REPORTED TO THE ARCHITECT FOR CLARIFICATION PRIOR TO THE PERFORMANCE OF ANY WORK IN QUESTION.

ALL THE CONSTRUCTION DRAWINGS SHALL BE READ IN CONJUNCTION W/ ALL CONSULTANTS AND CONTRACTOR DRAWINGS, SCHEDULES AND SPECIFICATIONS. IN CASE OF CONFLICT BETWEEN ARCHITECTS AND CONSULTANTS DRAWINGS IN LOCATING STRUCTURAL ELEMENTS, MATERIALS, EQUIPMENT, THE ARCHITECT SHALL BE NOTIFIED FOR CLARIFICATION PRIOR TO PROCEEDING WITH CONSTRUCTION.

DO NOT SCALE DRAWINGS. WRITTEN DIMENSIONS GOVERN PARTITION LOCATIONS, DIMENSIONS AND TYPES. IN CASE OF CONFLICT, NOTIFY ARCHITECT OR WRITTEN CLARIFICATION PRIOR TO PROCEEDING WITH CONSTRUCTION.

**Legend**

**Consultants**

**Client**
A Mourched & G Mourched
ABN 94 935 668 270

**Architects**
tony owen ptnrs
Level 2
15-19 Queen Street
Kingsgrove NSW 2208
T 9502 9688 2600
F 9502 9688 2610
E info@tonyowen.com.au
Tony Owen Partners Architects Reg. No 7080

**Project**
Leppington

**Project address**
297 BRINGELLY ROAD,
LEPPINGTON NSW 2179

**Key plan**


**Scale**
As indicated

**Date**
03/12/24

**Drawing title**
BUILDING B ADAPTABLE UNIT PLAN 5

**Project no.** 1078 **Drawing no.** A414 **Rev.** 1

**Drawn** TL

**Drawing status**
SSD SUBMISSION

16/06/2026 4:32:51 PM




SILVER UNITS : B810 , B910 , B1010 , B1110 , B1210 , B1310 , B1412 , B1512 , B1612 , B1703




ADAPTABLE UNITS : B816 , B916 , B1016 , B1167 , B1216 , B1316 , B1418 , B1517 , B1615 , B1710




SILVER UNITS : B817 , B917 , B1017 , B1117 , B1217 , B1317 , B1419 , B1518 , B1616 , B1711

## ADAPTABLE UNITS - BCA REQUIREMENTS

### CLASSIFICATION

Developments achieve a benchmark of 20% of the total apartments incorporating the Livable Housing Guideline's silver level universal design features.

| | |
|---|---|
| Sliver Level Units Requirement | 20% TOTAL UNITS (293) = 58.6<br>TOTAL REQ. = 59 SILVER LEVEL UNITS |

## ADAPTABLE UNITS - BCA REQUIREMENTS

| | | |
|---|---|---|
| 1 BEDROOM LIVABLE UNITS | B907 , B1007 , B1107 , B1207 , B1307 , B1407 , B1507 , B1607 , B816 , B916 , B1016 , B1167 , B1216 , B1316 , B1418 , B1517 , B1615 , B1710 | 18 |
| 2 BEDROOM LIVABLE UNITS | B321 , B421 , B521 , B618 , B718 , B323 , B423 , B523 , B620 , B720 , B905 , B1005 , B1105 , B1205 , B1305 , B1405 , B1505 , B1605 , B810 , B910 , B1010 , B1110 , B1210 , B1310 , B1412 , B1512 , B1612 , B1703 , B817 , B917 , B1017 , B1117 , B1217 , B1317 , B1419 , B1518 , B1616 , B1711 | 38 |
| 3 BEDROOM LIVABLE UNITS | B322 , B422 , B522 , B619 , B719 | 5 |
| TOTAL | **61** (COMPLY) | |

NOTE: * ADAPTABLE UNITS

## FEATURE OF THE LIVABLE HOUSING GUIDE LINES SILVER LEVEL

1. Dwelling Access:
   (a) Provide a safe and continuous pathway from:
      (i) front site boundary or
      (ii) associated carparking spaces, if provided, which may include the driveway on the site, to a step-free entrance
   (b) The path is 1M clear, step-free, even, firm, slip-resistant with a crossfall of not more than 1:40. landings of 1.2M to be every 9M for 1:14
   (c) Step ramp is provided for max height of 190mm, max grade of 1:10, min width of 1M and max length of 1900mm. Level landings of 1200mm required exclusive of the swing of the door or gate and to be provided at the head and foot of the ramp.
2. Dwelling Entry:
   (a) Dwelling entry should provide an entrance door with
      (i) min clear opening width of door to be 820mm
      (ii) Step free threshold of max 5mm with rounded or bevelled lip
      (iii) Sheltered
   (b) Level landing of 1200x1200mm at step-free entrance door
   (c) Max permissible threshold is 56mm where provided with a threshold ramp
   (d) Entrance to be connected to a pathway
3. Internal Doors and Corridors
   (a) Doors to rooms on the entry level used for living, dining, bedroom, bathroom, kitchen, laundry to be
      (i) 820mm clear opening and
      (ii) provided with a level threshold of max 5mm between abutting surfaces with rounded or bevelled lip
   (b) Internal corridors and passageways to doorway to be min 1M clear.
4. Toilet
   (a) Toilet to be provided on the ground or entry level with
      (i) min 900mm between walls if located in separate room
      (ii) min 1200mm clear space in front of the WC pan exclusive of door swing.
   (b) If toilet is located in bathroom, toilet pan should be located in corner of the room to enable installation of grabrails.
5. Shower
   (a) One bathroom to ahve a slip resistant hobless (step free) shower
   (b) Shower to be located in the corner of the room
6. Reinfocement of Toilet & Bathroom Walls
   (a) Bathroom walls shall be constructed of masonary or provided with wall reinforcement to allow the later fixing of grabrails around the shower , bath (if provided) and toilet.
   (b) The fastenings, wall reinforcement and grabrails combined must be able able to withstand at least 1100N of force applied in any position and in any direction.
   (c), (d) and (e) The wall around toilet/bath and shower to be via:
      (i) noggings with a thickness of at least 25mm
      (ii) sheeting with a thickness of at least 12mm

# BUILDING B SILVER UNIT PLAN 1

| Rev. | Description | By | Date |
|---|---|---|---|
| 1 | For Coordination | | 03/12/24 |

**Disclaimer**

"THESE DRAWINGS ARE PRELIMINARY DRAWINGS AND ARE SUBJECT TO CHANGE WITHOUT NOTICE DURING THE COURSE OF THE PROPOSED DEVELOPMENT AND IN CONSULTATION WITH COUNCIL. SUBMISSION OF THE DRAWINGS DOES NOT CONSTITUTE A REPRESENTATION OR WARRANTY BY THE DEVELOPER OR ITS SERVANTS, AGENTS OR CONTRACTORS THAT THE DRAWINGS ARE FINAL NOR THAT THE PROPOSED DEVELOPMENT WILL TAKE PLACE IN ACCORDANCE WITH THESE DRAWINGS."

BEFORE CARRYING OUT ANY WORK ENSURE THAT THE DRAWINGS USED CARRY THE LATEST AMENDMENT No.

THESE DOCUMENTS AND ANY WORKS EXECUTED AS A RESULT OF THESE DOCUMENTS SHALL BE SUBJECT TO THE COPYRIGHT CONDITIONS SET OUT IN THE CONDITIONS OF ENGAGEMENT. ©

**Notes**

DRAWINGS MADE TO A LARGER SCALE AND THOSE SHOWING PARTICULAR DETAIL OF WORKS SHALL TAKE PRECEDENCE OVER DRAWINGS MADE TO A SMALLER SCALE AND FOR MORE GENERAL PURPOSES.

IN THE EVENT DISCREPANCY EXISTS BETWEEN FIGURED AND SCALED DIMENSIONS, THE FIGURED DIMENSIONS SHALL PREVAIL.

BUILDER TO CHECK ALL SITE DIMENSIONS PRIOR TO FABRICATION OF FITMENTS.

ALL WORK SHOULD COMPLY WITH RELEVANT AUSTRALIAN STANDARDS AND BUILDING CODE OF AUSTRALIA (BCA).

ALL WORK SHALL CONFORM TO THE CONTRACT DOCUMENTS WHICH INCLUDE SPECIFICATIONS, THE DRAWINGS, ALL ADDENDUMS, FINISHES, SCHEDULES AND MODIFICATIONS ISSUED BY THE ARCHITECT.

THE GENERAL CONTRACTOR SHALL REVIEW ALL DOCUMENTS AND VERIFY ALL DIMENSIONS AND FIELD CONDITIONS AND SHALL CONFIRM THAT WORK IS BUILDABLE AS SHOWN. ANY CONFLICTS OR OMISSIONS, ETC., SHALL BE IMMEDIATELY REPORTED TO THE ARCHITECT FOR CLARIFICATION PRIOR TO THE PERFORMANCE OF ANY WORK IN QUESTION.

ALL THE CONSTRUCTION DRAWINGS SHALL BE READ IN CONJUNCTION W ALL CONSULTANTS AND CONTRACTOR DRAWINGS, SCHEDULES AND SPECIFICATIONS. IN CASE OF CONFLICT BETWEEN ARCHITECTS AND CONSULTANTS DRAWINGS IN LOCATING STRUCTURAL ELEMENTS, MATERIALS / EQUIPMENT, THE ARCHITECT SHALL BE NOTIFIED FOR CLARIFICATION PRIOR TO PROCEEDING WITH CONSTRUCTION.

DO NOT SCALE DRAWINGS. WRITTEN DIMENSIONS GOVERN PARTITION LOCATIONS, DIMENSIONS AND TYPES. IN CASE OF CONFLICT, NOTIFY ARCHITECT OR WRITTEN CLARIFICATION PRIOR TO PROCEEDING WITH CONSTRUCTION.

**Legend**

**Consultants**

**Client**

A Mourched & G Mourched
ABN 94 935 668 270

**Architects**

Tony Owen Partners Architects
Level 2
13-16 Queen Street
Chippendale NSW 2008
P 9122 9698 2900
F 9122 9698 3919
E info@tonyowen.com.au
Reg. No 7080

**Project**

Leppington

**Project address**
297 BRINGELLY ROAD,
LEPPINGTON NSW 2179

**Key plan**



**Scale** 1 : 50
**Date** 03/12/24

**Drawing title**
BUILDING B SILVER UNIT PLAN 1

**Project no.** 1078 **Drawing no.** A415 **Rev.** 1
**Drawn** TL

**Drawing status**
SSD SUBMISSION

16/06/2026 4:32:54 PM

# SITE C



SITE C

| Rev. | Description | By | Date |
|---|---|---|---|
| A | SSD SUBMISSION | TOP | 19/06/26 |

**Disclaimer**

"THESE DRAWINGS ARE PRELIMINARY DRAWINGS AND ARE SUBJECT TO CHANGE WITHOUT NOTICE DURING THE COURSE OF THE PROPOSED DEVELOPMENT AND IN CONSULTATION WITH COUNCIL. SUBMISSION OF THE DRAWINGS DOES NOT CONSTITUTE A REPRESENTATION OR WARRANTY BY THE DEVELOPER OR ITS SERVANTS, AGENTS OR CONTRACTORS THAT THE DRAWINGS ARE FINAL NOR THAT THE PROPOSED DEVELOPMENT WILL TAKE PLACE IN ACCORDANCE WITH THESE DRAWINGS."

BEFORE CARRYING OUT ANY WORK ENSURE THAT THE DRAWINGS USED CARRY THE LATEST AMENDMENT No.

THESE DOCUMENTS AND ANY WORKS EXECUTED AS A RESULT OF THESE DOCUMENTS SHALL BE SUBJECT TO THE COPYRIGHT CONDITIONS SET OUT IN THE CONDITIONS OF ENGAGEMENT. ©

**Notes**

DRAWINGS MADE TO A LARGER SCALE AND THOSE SHOWING PARTICULAR DETAIL OF WORKS SHALL TAKE PRECEDENCE OVER DRAWINGS MADE TO A SMALLER SCALE AND FOR MORE GENERAL PURPOSES.

WHERE ANY DISCREPANCY EXISTS BETWEEN FIGURED AND SCALED DIMENSIONS, THE FIGURED DIMENSIONS SHALL PREVAIL.

BUILDER TO CHECK ALL SITE DIMENSIONS PRIOR TO FABRICATION OF FITMENTS.

ALL WORK SHOULD COMPLY WITH RELEVANT AUSTRALIAN STANDARDS AND BUILDING CODE OF AUSTRALIA (BCA).

ALL WORK SHALL CONFORM TO THE CONTRACT DOCUMENTS WHICH INCLUDE SPECIFICATIONS, THE DRAWINGS, ALL ADDENDUMS, FINISHES, SCHEDULES AND MODIFICATIONS ISSUED BY THE ARCHITECT.

THE GENERAL CONTRACTOR SHALL REVIEW ALL DOCUMENTS AND VERIFY ALL DIMENSIONS AND FIELD CONDITIONS AND SHALL CONFIRM THAT WORK IS BUILDABLE AS SHOWN. ANY CONFLICTS OR OMISSIONS, ETC., SHALL BE IMMEDIATELY REPORTED TO THE ARCHITECT FOR CLARIFICATION PRIOR TO THE PERFORMANCE OF ANY WORK IN QUESTION.

ALL THE CONSTRUCTION DRAWINGS SHALL BE READ IN CONJUNCTION W/ ALL CONSULTANTS AND CONTRACTOR DRAWINGS, SCHEDULES AND SPECIFICATIONS. IN CASE OF CONFLICT BETWEEN ARCHITECTS AND CONSULTANTS DRAWINGS IN LOCATING STRUCTURAL ELEMENTS, MATERIALS / EQUIPMENT, THE ARCHITECT SHALL BE NOTIFIED FOR CLARIFICATION PRIOR TO PROCEEDING WITH CONSTRUCTION.

DO NOT SCALE DRAWINGS. WRITTEN DIMENSIONS GOVERN PARTITION LOCATIONS, DIMENSIONS AND TYPES. IN CASE OF CONFLICT, NOTIFY ARCHITECT OR WRITTEN CLARIFICATION PRIOR TO PROCEEDING WITH CONSTRUCTION.

**Legend**

**Consultants**

**Client**

A Mourched & G Mourched
ABN 94 935 668 270

**Architects**

tony owen ptnrs

Level 2
12-16 Queen Street
Chippendale NSW 2008
P 0122 9698 2900
F 0122 9698 3018
E info@tonyowen.com.au

Tony Owen Partners Architects Reg. No 7080

**Project**

Leppington

**Project address**

297 BRINGELLY ROAD,
LEPPINGTON NSW 2179

**Key plan**



**Scale**

**Date**
19/06/26

**Drawing title**
SITE C

**Project no.** 1111 **Drawing no.** A149 **Rev.** A

**Drawn** TL

**Drawing status**
SSD SUBMISSION

16/06/2026 3:39:38 PM

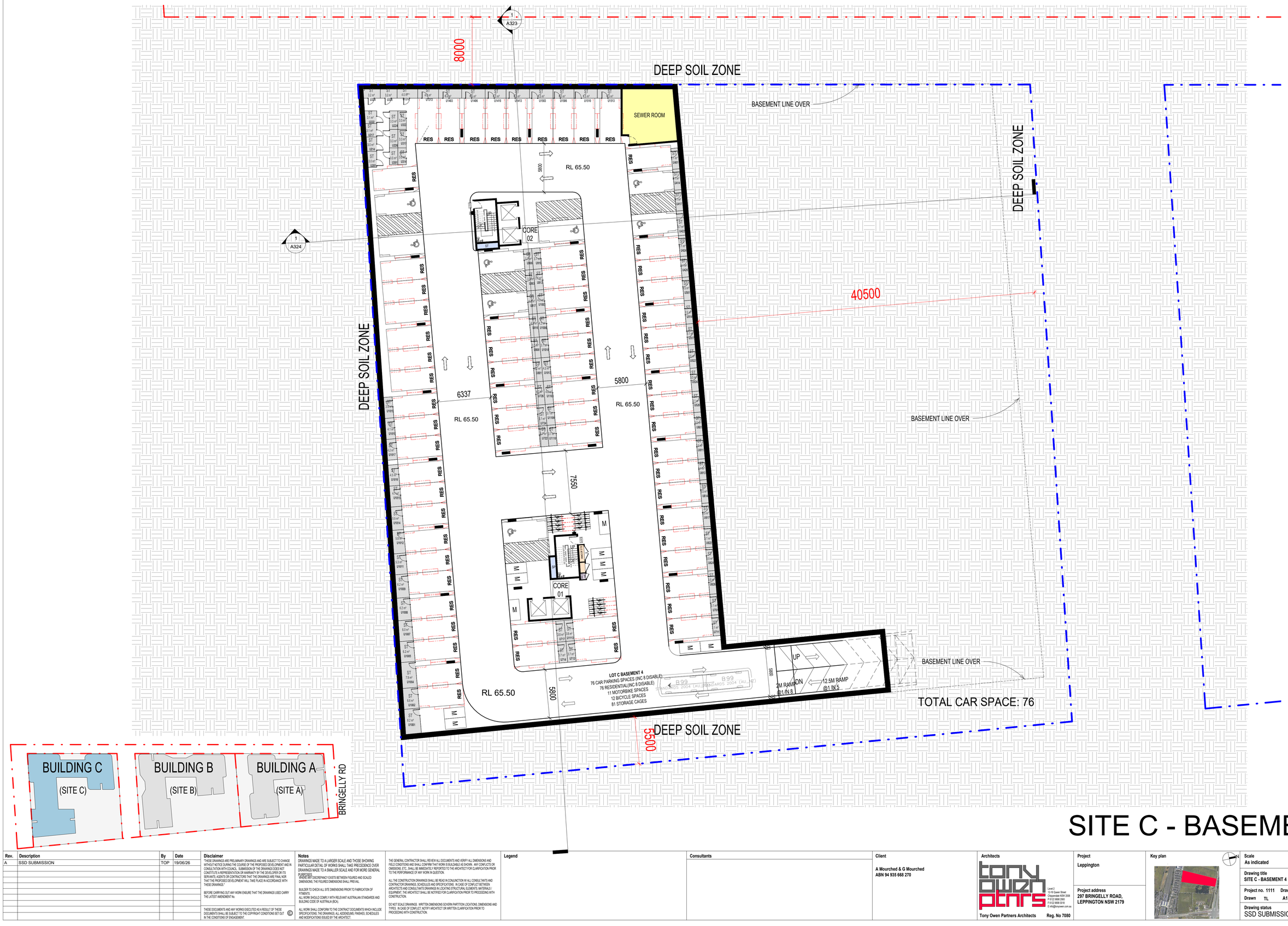


# SITE C - BASEMENT 4

| Rev. | Description | By | Date |
|---|---|---|---|
| A | SSD SUBMISSION | TOP | 19/06/26 |

**Disclaimer**

THESE DRAWINGS ARE PRELIMINARY DRAWINGS AND ARE SUBJECT TO CHANGE WITHOUT NOTICE DURING THE COURSE OF THE PROPOSED DEVELOPMENT AND IN CONSULTATION WITH COUNCIL. SUBMISSION OF THE DRAWINGS DOES NOT CONSTITUTE A REPRESENTATION OR WARRANTY BY THE DEVELOPER OR ITS SERVANTS, AGENTS OR CONTRACTORS THAT THE DRAWINGS ARE FINAL NOR THAT THE PROPOSED DEVELOPMENT WILL TAKE PLACE IN ACCORDANCE WITH THESE DRAWINGS.

BEFORE CARRYING OUT ANY WORK ENSURE THAT THE DRAWINGS USED CARRY THE LATEST AMENDMENT No.

THESE DOCUMENTS AND ANY WORKS EXECUTED AS A RESULT OF THESE DOCUMENTS SHALL BE SUBJECT TO THE COPYRIGHT CONDITIONS SET OUT IN THE CONDITIONS OF ENGAGEMENT. ©

**Notes**

DRAWINGS MADE TO A LARGER SCALE AND THOSE SHOWING PARTICULAR DETAIL OF WORKS SHALL TAKE PRECEDENCE OVER DRAWINGS MADE TO A SMALLER SCALE AND FOR MORE GENERAL PURPOSES.

WHERE ANY DISCREPANCY EXISTS BETWEEN FIGURED AND SCALED DIMENSIONS, THE FIGURED DIMENSIONS SHALL PREVAIL.

BUILDER TO CHECK ALL SITE DIMENSIONS PRIOR TO FABRICATION OF FITMENTS.

ALL WORK SHOULD COMPLY WITH RELEVANT AUSTRALIAN STANDARDS AND BUILDING CODE OF AUSTRALIA (BCA).

ALL WORK SHALL CONFORM TO THE CONTRACT DOCUMENTS WHICH INCLUDE SPECIFICATIONS, THE DRAWINGS, ALL ADDENDUMS, FINISHES, SCHEDULES AND MODIFICATIONS ISSUED BY THE ARCHITECT.

THE GENERAL CONTRACTOR SHALL REVIEW ALL DOCUMENTS AND VERIFY ALL DIMENSIONS AND FIELD CONDITIONS AND SHALL CONFIRM THAT WORK IS BUILDABLE AS SHOWN. ANY CONFLICTS OR OMISSIONS, ETC. SHALL BE IMMEDIATELY REPORTED TO THE ARCHITECT FOR CLARIFICATION PRIOR TO THE PERFORMANCE OF ANY WORK IN QUESTION.

ALL THE CONSTRUCTION DRAWINGS SHALL BE READ IN CONJUNCTION W ALL CONSULTANTS AND CONTRACTOR DRAWINGS, SCHEDULES AND SPECIFICATIONS. IN CASE OF CONFLICT BETWEEN ARCHITECTS AND CONSULTANTS DRAWINGS IN LOCATING STRUCTURAL ELEMENTS, MATERIALS / EQUIPMENT, THE ARCHITECT SHALL BE NOTIFIED FOR CLARIFICATION PRIOR TO PROCEEDING WITH CONSTRUCTION.

DO NOT SCALE DRAWINGS. WRITTEN DIMENSIONS GOVERN PARTITION LOCATIONS, DIMENSIONS AND TYPES. IN CASE OF CONFLICT, NOTIFY ARCHITECT OR WRITTEN CLARIFICATION PRIOR TO PROCEEDING WITH CONSTRUCTION.

**Legend**

**Consultants**

**Client**

A Mourched & G Mourched
ABN 94 935 668 270

**Architects**

tony owen ptnrs
Tony Owen Partners Architects Reg. No 7080

Level 2
15-19 Queen Street
Chippendale NSW 2008
P (02) 9699 2900
F (02) 9699 3018
E info@tonyowen.com.au

**Project**

Leppington

**Project address**
297 BRINGELLY ROAD,
LEPPINGTON NSW 2179

**Key plan**



| Scale | Date |
|---|---|
| As indicated | 19/06/26 |

**Drawing title**
SITE C - BASEMENT 4

| Project no. | Drawing no. | Rev. |
|---|---|---|
| 1111 | A151 | A |

| Drawn | |
|---|---|
| TL | |

**Drawing status**
SSD SUBMISSION

16/06/2026 3:21:32 PM

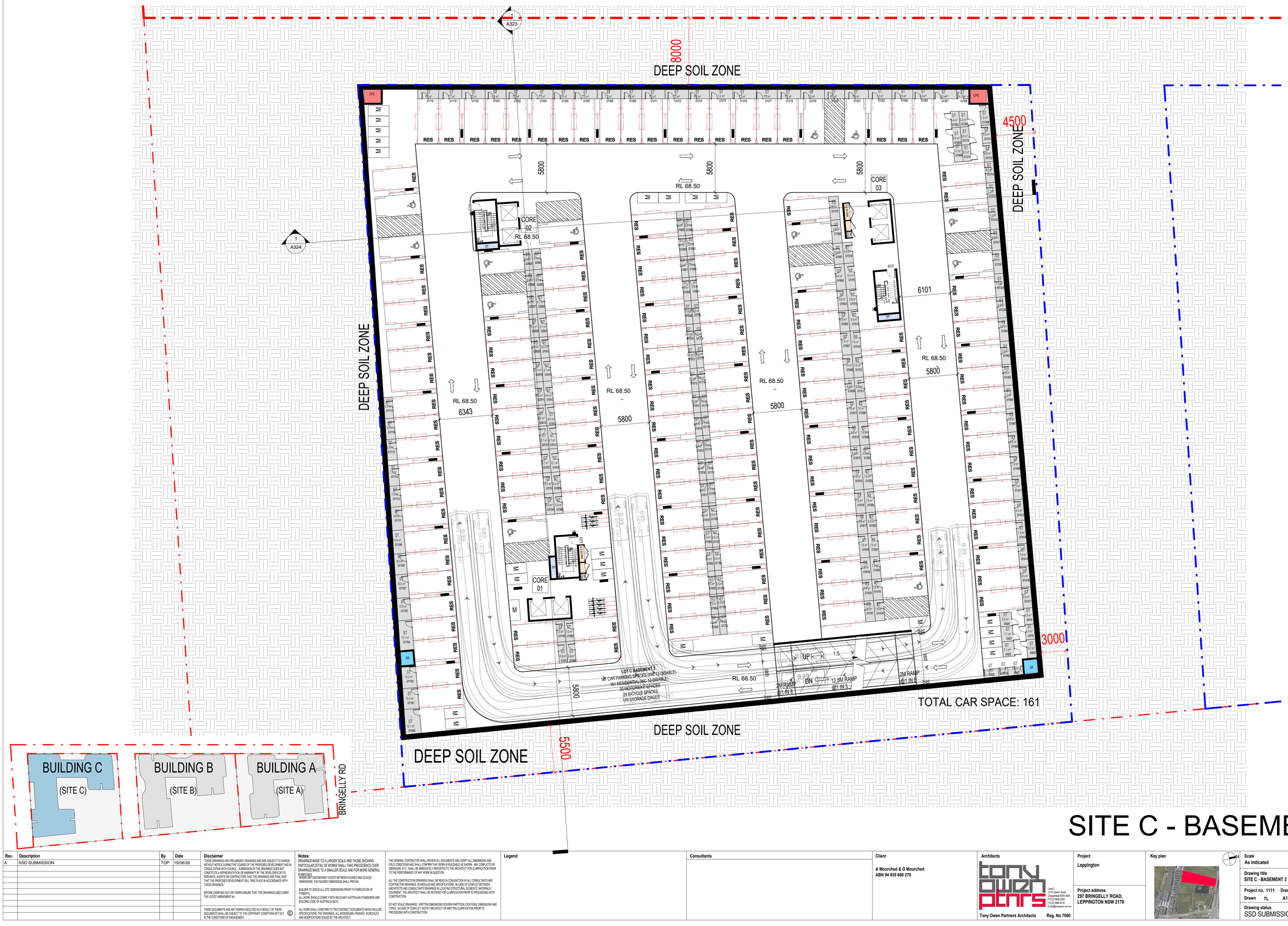


# SITE C - BASEMENT 3

| Rev. | Description | By | Date |
|---|---|---|---|
| A | SSD SUBMISSION | TOP | 19/06/26 |

**Disclaimer**

THESE DRAWINGS ARE PRELIMINARY DRAWINGS AND ARE SUBJECT TO CHANGE WITHOUT NOTICE DURING THE COURSE OF THE PROPOSED DEVELOPMENT AND IN CONSULTATION WITH COUNCIL. SUBMISSION OF THE DRAWINGS DOES NOT CONSTITUTE A REPRESENTATION OR WARRANTY BY THE DEVELOPER OR ITS SERVANTS, AGENTS OR CONTRACTORS THAT THE DRAWINGS ARE FINAL NOR THAT THE PROPOSED DEVELOPMENT WILL TAKE PLACE IN ACCORDANCE WITH THESE DRAWINGS."

BEFORE CARRYING OUT ANY WORK ENSURE THAT THE DRAWINGS USED CARRY THE LATEST AMENDMENT No.

THESE DOCUMENTS AND ANY WORKS EXECUTED AS A RESULT OF THESE DOCUMENTS SHALL BE SUBJECT TO THE COPYRIGHT CONDITIONS SET OUT IN THE CONDITIONS OF ENGAGEMENT. ©

**Notes**

DRAWINGS MADE TO A LARGER SCALE AND THOSE SHOWING PARTICULAR DETAIL OF WORKS SHALL TAKE PRECEDENCE OVER DRAWINGS MADE TO A SMALLER SCALE AND FOR MORE GENERAL PURPOSES.
WHERE ANY DISCREPANCY EXISTS BETWEEN FIGURED AND SCALED DIMENSIONS, THE FIGURED DIMENSIONS SHALL PREVAIL.

BUILDER TO CHECK ALL SITE DIMENSIONS PRIOR TO FABRICATION OF ITEMENTS.
ALL WORK SHOULD COMPLY WITH RELEVANT AUSTRALIAN STANDARDS AND BUILDING CODE OF AUSTRALIA (BCA).

ALL WORK SHALL CONFORM TO THE CONTRACT DOCUMENTS WHICH INCLUDE SPECIFICATIONS, THE DRAWINGS, ALL ADDENDUMS, FINISHES, SCHEDULES AND MODIFICATIONS ISSUED BY THE ARCHITECT.

THE GENERAL CONTRACTOR SHALL REVIEW ALL DOCUMENTS AND VERIFY ALL DIMENSIONS AND FIELD CONDITIONS AND SHALL CONFIRM THAT WORK IS BUILDABLE AS SHOWN. ANY CONFLICTS OR OMISSIONS, ETC. SHALL BE IMMEDIATELY REPORTED TO THE ARCHITECT FOR CLARIFICATION PRIOR TO THE PERFORMANCE OF ANY WORK IN QUESTION.

ALL THE CONSTRUCTION DRAWINGS SHALL BE READ IN CONJUNCTION W ALL CONSULTANTS AND CONTRACTOR DRAWINGS, SCHEDULES AND SPECIFICATIONS. IN CASE OF CONFLICT BETWEEN ARCHITECTS AND CONSULTANTS DRAWINGS IN LOCATING STRUCTURAL ELEMENTS, MATERIALS / EQUIPMENT, THE ARCHITECT SHALL BE NOTIFIED FOR CLARIFICATION PRIOR TO PROCEEDING WITH CONSTRUCTION.

DO NOT SCALE DRAWINGS. WRITTEN DIMENSIONS GOVERN PARTITION LOCATIONS, DIMENSIONS AND TYPES. IN CASE OF CONFLICT, NOTIFY ARCHITECT OR WRITTEN CLARIFICATION PRIOR TO PROCEEDING WITH CONSTRUCTION.

**Legend**

**Consultants**

**Client**

A Mourched & G Mourched
ABN 94 935 668 270

**Architects**

tony owen ptnrs
Level 2
12-16 Queen Street
Chippendale NSW 2008
P 9122 9666 2900
F 9122 9699 3018
E info@tonyowen.com.au

Tony Owen Partners Architects Reg. No 7080

**Project**

Leppington

**Project address**
297 BRINGELLY ROAD,
LEPPINGTON NSW 2179

**Key plan**



| Scale | Date |
|---|---|
| As indicated | 19/06/26 |

**Drawing title**
SITE C - BASEMENT 3

| Project no. | Drawing no. | Rev. |
|---|---|---|
| 1111 | A152 | A |

Drawn TL

**Drawing status**
SSD SUBMISSION

19/06/2026 3:21:38 PM

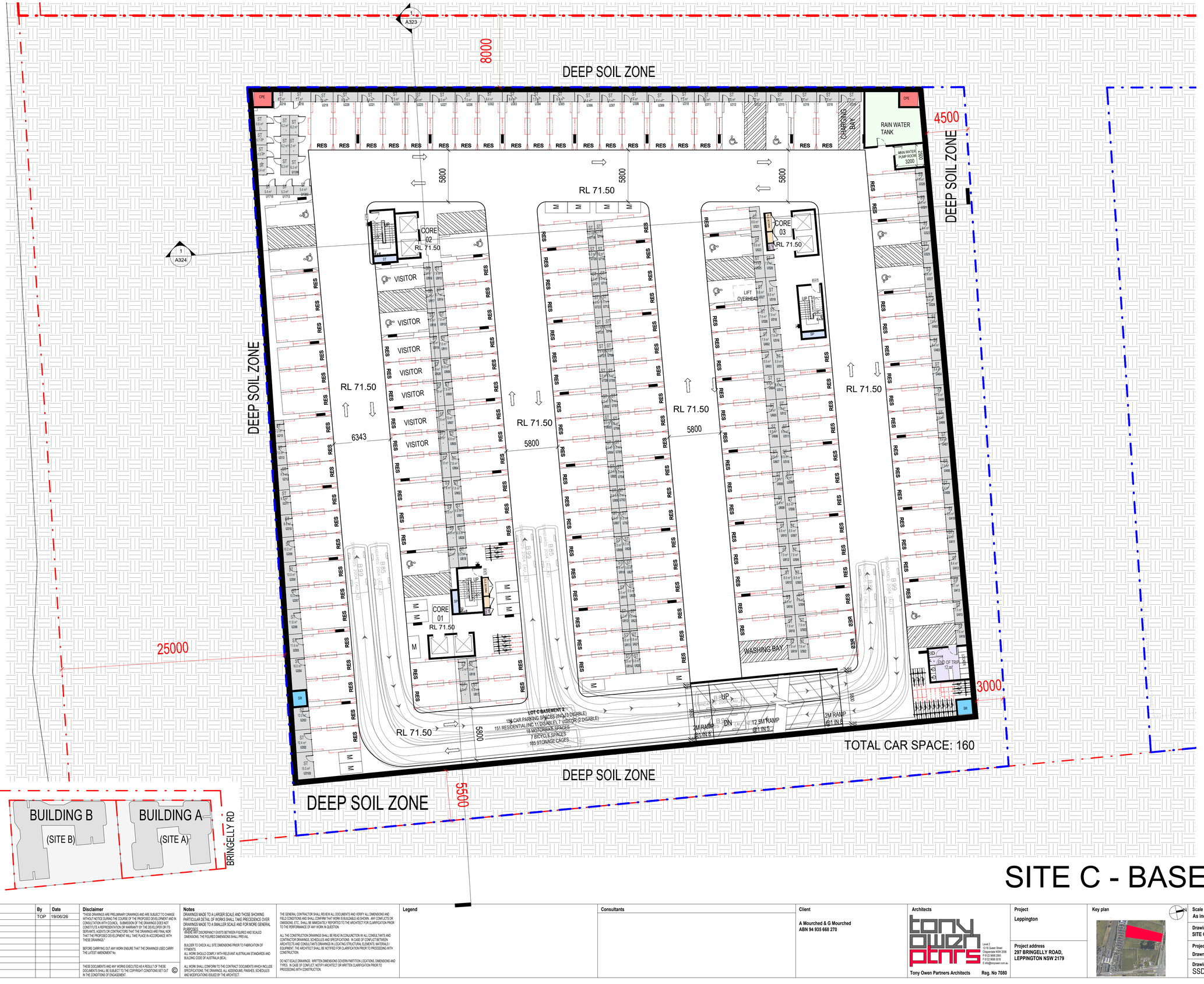


# SITE C - BASEMENT 2

| Rev. | Description | By | Date |
|---|---|---|---|
| A | SSD SUBMISSION | TOP | 19/06/26 |

**Disclaimer**

THESE DRAWINGS ARE PRELIMINARY DRAWINGS AND ARE SUBJECT TO CHANGE WITHOUT NOTICE DURING THE COURSE OF THE PROPOSED DEVELOPMENT AND IN CONSULTATION WITH COUNCIL. SUBMISSION OF THE DRAWINGS DOES NOT CONSTITUTE A REPRESENTATION OR WARRANTY BY THE DEVELOPER OR ITS SERVANTS, AGENTS OR CONTRACTORS THAT THE DRAWINGS ARE FINAL NOR THAT THE PROPOSED DEVELOPMENT WILL TAKE PLACE IN ACCORDANCE WITH THESE DRAWINGS."

BEFORE CARRYING OUT ANY WORK ENSURE THAT THE DRAWINGS USED CARRY THE LATEST AMENDMENT No.

THESE DOCUMENTS AND ANY WORKS EXECUTED AS A RESULT OF THESE DOCUMENTS SHALL BE SUBJECT TO THE COPYRIGHT CONDITIONS SET OUT IN THE CONDITIONS OF ENGAGEMENT. ©

**Notes**

DRAWINGS MADE TO A LARGER SCALE AND THOSE SHOWING PARTICULAR DETAIL OF WORKS SHALL TAKE PRECEDENCE OVER DRAWINGS MADE TO A SMALLER SCALE AND FOR MORE GENERAL PURPOSES.

WHERE ANY DISCREPANCY EXISTS BETWEEN FIGURED AND SCALED DIMENSIONS, THE FIGURED DIMENSIONS SHALL PREVAIL.

BUILDER TO CHECK ALL SITE DIMENSIONS PRIOR TO FABRICATION OF ELEMENTS.

ALL WORK SHOULD COMPLY WITH RELEVANT AUSTRALIAN STANDARDS AND BUILDING CODE OF AUSTRALIA (BCA).

ALL WORK SHALL CONFORM TO THE CONTRACT DOCUMENTS WHICH INCLUDE SPECIFICATIONS, THE DRAWINGS, ALL ADDENDUMS, FINISHES, SCHEDULES AND MODIFICATIONS ISSUED BY THE ARCHITECT.

THE GENERAL CONTRACTOR SHALL REVIEW ALL DOCUMENTS AND VERIFY ALL DIMENSIONS AND FIELD CONDITIONS AND SHALL CONFIRM THAT WORK IS BUILDABLE AS SHOWN. ANY CONFLICTS OR OMISSIONS, ETC. SHALL BE IMMEDIATELY REPORTED TO THE ARCHITECT FOR CLARIFICATION PRIOR TO THE PERFORMANCE OF ANY WORK IN QUESTION.

ALL THE CONSTRUCTION DRAWINGS SHALL BE READ IN CONJUNCTION W/ ALL CONSULTANTS AND CONTRACTOR DRAWINGS, SCHEDULES AND SPECIFICATIONS. IN CASE OF CONFLICT BETWEEN ARCHITECTS AND CONSULTANTS' DRAWINGS IN LOCATING STRUCTURAL ELEMENTS, MATERIALS / EQUIPMENT, THE ARCHITECT SHALL BE NOTIFIED FOR CLARIFICATION PRIOR TO PROCEEDING WITH CONSTRUCTION.

DO NOT SCALE DRAWINGS. WRITTEN DIMENSIONS GOVERN PARTITION LOCATIONS, DIMENSIONS AND TYPES. IN CASE OF CONFLICT, NOTIFY ARCHITECT OR WRITTEN CLARIFICATION PRIOR TO PROCEEDING WITH CONSTRUCTION.

**Legend**

**Consultants**

**Client**

A Mourched & G Mourched
ABN 94 935 668 270

**Architects**

tony owen ptnrs
Level 2
12-16 Queen Street
Chippendale NSW 2008
P (02) 9699 2900
F (02) 9699 3018
E info@tonyowen.com.au

Tony Owen Partners Architects Reg. No 7080

**Project**

Leppington

**Project address**
297 BRINGELLY ROAD,
LEPPINGTON NSW 2179

**Key plan**



| Scale | Date |
|---|---|
| As indicated | 19/06/26 |

**Drawing title**
SITE C - BASEMENT 2

| Project no. | Drawing no. | Rev. |
|---|---|---|
| 1111 | A153 | A |

Drawn TL

**Drawing status**
SSD SUBMISSION

16/06/2026 3:21:43 PM

# SITE C - BASEMENT 1

DEEP SOIL ZONE
8000
DEEP SOIL ZONE
4500
DEEP SOIL ZONE
25000
OSD TANK C
PLANT ROOM
MAIN SWITCH ROOM
MAIN SWITCH ROOM
GREASE ARRESTOR ROOM
PORTABLE COLD WATER PUMPSET
GAS METER ROOM
GREASE ARRESTOR ROOM
A323
1
A324
6239
6500
5800
RL 74.50
02
WASTE ROOM
37 m²
2 x 660L General Waste Bins
2 x 660L Service Bins
CORE
02
RL 74.50
FIRE PUMP ROOM
MAIN COMMS ROOM
5550
CORE
03
RL 74.50
2 x 660L General Waste Bins
2 x 660L Service Bins
03
WASTE ROOM
32 m²
RL 74.50
6100
BULKY WASTE
24 m²
BIN MOVING DEVICE
RESIDENTIAL BIN HOLDING ROOM
259 m²
240L BIN LIFT
39 x 660L General Waste Bins
24 x 1100L Recycling Bins
65 x 240L Fogo Bins
2 x 660L General Waste Bins
2 x 660L Service Bins
01
WASTE ROOM
43 m²
CORE
01
LOT C BASEMENT 1
107 CAR PARKING SPACES (6 DISABLE)
107 RETAIL( 8 DISABLE)
14 NON-RESI. MOTORBIKE SPACES
11 BICYCLE SPACES
TOTAL DEVELOPMENT
502 CAR PARKING SPACES (INC 41 DISABLE, 7 VISITOR)
INC 107 RETAIL( 8 DISABLE),388 RESIDENTIAL (32 DISABLE),
7 VISITOR (2 DISABLE)
63 MOTORBIKE PARKING SPACES
14 NON-RESI. MOTORBIKE, 49 RESI. MOTORBIKE
99 BICYCLE PARKING SPACES
436 STORAGE CAGES
RL 74.50
UP
2M RAMP @1 IN 8
DN
21M RAMP @1 IN 5
UP
12.5M RAMP @1 IN 5
DN
2M RAMP @1 IN 8
RESIDENTIAL PARKING ENTRY ROLLER GATE
3000
FIRE TANK
99 SQ M
TOTAL CAR SPACE: 105
DEEP SOIL ZONE
5600
DEEP SOIL ZONE
BRINGELLY RD
BUILDING C
(SITE C)
BUILDING B
(SITE B)
BUILDING A
(SITE A)

| Rev. | Description | By | Date |
|---|---|---|---|
| A | SSD SUBMISSION | TOP | 19/06/26 |

**Disclaimer**

"THESE DRAWINGS ARE PRELIMINARY DRAWINGS AND ARE SUBJECT TO CHANGE WITHOUT NOTICE DURING THE COURSE OF THE PROPOSED DEVELOPMENT AND IN CONSULTATION WITH COUNCIL. SUBMISSION OF THE DRAWINGS DOES NOT CONSTITUTE A REPRESENTATION OR WARRANTY BY THE DEVELOPER OR ITS SERVANTS, AGENTS OR CONTRACTORS THAT THE DRAWINGS ARE FINAL NOR THAT THE PROPOSED DEVELOPMENT WILL TAKE PLACE IN ACCORDANCE WITH THESE DRAWINGS."

BEFORE CARRYING OUT ANY WORK ENSURE THAT THE DRAWINGS USED CARRY THE LATEST AMENDMENT No.

THESE DOCUMENTS AND ANY WORKS EXECUTED AS A RESULT OF THESE DOCUMENTS SHALL BE SUBJECT TO THE COPYRIGHT CONDITIONS SET OUT IN THE CONDITIONS OF ENGAGEMENT. ©

**Notes**

DRAWINGS MADE TO A LARGER SCALE AND THOSE SHOWING PARTICULAR DETAIL OF WORKS SHALL TAKE PRECEDENCE OVER DRAWINGS MADE TO A SMALLER SCALE AND FOR MORE GENERAL PURPOSES.
WHERE ANY DISCREPANCY EXISTS BETWEEN FIGURED AND SCALED DIMENSIONS, THE FIGURED DIMENSIONS SHALL PREVAIL.

BUILDER TO CHECK ALL SITE DIMENSIONS PRIOR TO FABRICATION OF FITMENTS.
ALL WORK SHOULD COMPLY WITH RELEVANT AUSTRALIAN STANDARDS AND BUILDING CODE OF AUSTRALIA (BCA).

ALL WORK SHALL CONFORM TO THE CONTRACT DOCUMENTS WHICH INCLUDE SPECIFICATIONS, THE DRAWINGS, ALL ADDENDUMS, FINISHES, SCHEDULES AND MODIFICATIONS ISSUED BY THE ARCHITECT.

THE GENERAL CONTRACTOR SHALL REVIEW ALL DOCUMENTS AND VERIFY ALL DIMENSIONS AND FIELD CONDITIONS AND SHALL CONFIRM THAT WORK IS BUILDABLE AS SHOWN. ANY CONFLICTS OR OMISSIONS, ETC., SHALL BE IMMEDIATELY REPORTED TO THE ARCHITECT FOR CLARIFICATION PRIOR TO THE PERFORMANCE OF ANY WORK IN QUESTION.

ALL THE CONSTRUCTION DRAWINGS SHALL BE READ IN CONJUNCTION W ALL CONSULTANTS AND CONTRACTOR DRAWINGS, SCHEDULES AND SPECIFICATIONS. IN CASE OF CONFLICT BETWEEN ARCHITECTS AND CONSULTANTS DRAWINGS IN LOCATING STRUCTURAL ELEMENTS, MATERIALS / EQUIPMENT, THE ARCHITECT SHALL BE NOTIFIED FOR CLARIFICATION PRIOR TO PROCEEDING WITH CONSTRUCTION.

DO NOT SCALE DRAWINGS. WRITTEN DIMENSIONS GOVERN PARTITION LOCATIONS, DIMENSIONS AND TYPES. IN CASE OF CONFLICT, NOTIFY ARCHITECT OR WRITTEN CLARIFICATION PRIOR TO PROCEEDING WITH CONSTRUCTION.

**Legend**

**Consultants**

**Client**
A Mourched & G Mourched
ABN 94 935 668 270

**Architects**
tony owen ptnrs
Level 2
13-16 Queen Street
Chippendale NSW 2008
P 9122 9698 2900
F 9122 9698 3918
E info@tonyowen.com.au
Tony Owen Partners Architects Reg. No 7080

**Project**
Leppington

**Project address**
297 BRINGELLY ROAD,
LEPPINGTON NSW 2179

**Key plan**

**Scale**
As indicated

**Date**
19/06/26

**Drawing title**
SITE C - BASEMENT 1

Project no. 1111 Drawing no. Rev. A
Drawn TL A154

**Drawing status**
SSD SUBMISSION

19/06/2026 3:21:48 PM

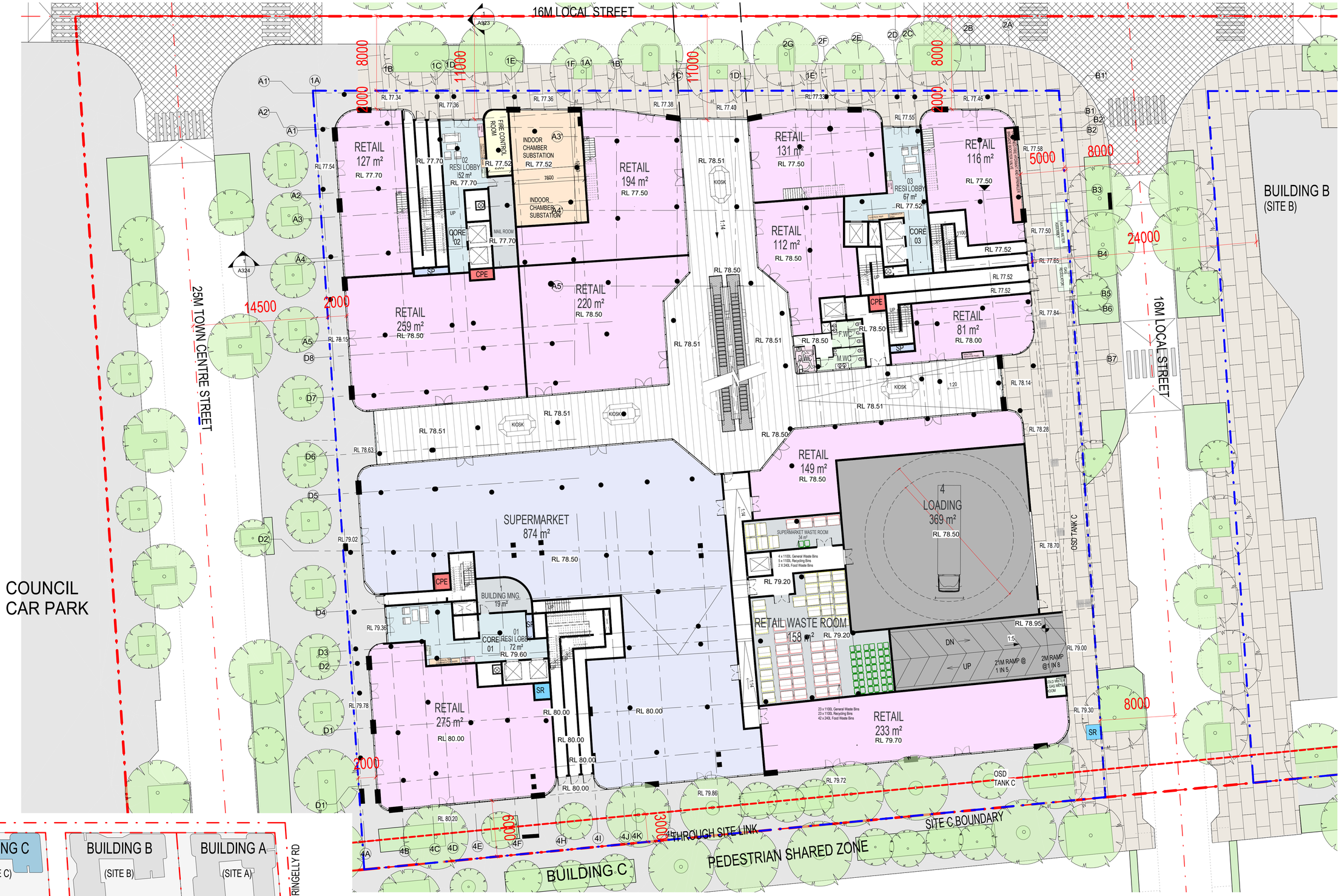


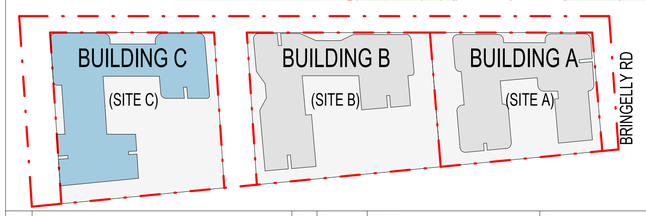


(SITE C)

# SITE C - GROUND FLOOR

| Rev. | Description | By | Date |
|---|---|---|---|
| A | SSD SUBMISSION | TOP | 19/06/26 |

**Disclaimer**

"THESE DRAWINGS ARE PRELIMINARY DRAWINGS AND ARE SUBJECT TO CHANGE WITHOUT NOTICE DURING THE COURSE OF THE PROPOSED DEVELOPMENT AND IN CONSULTATION WITH COUNCIL. SUBMISSION OF THE DRAWINGS DOES NOT CONSTITUTE A REPRESENTATION OR WARRANTY BY THE DEVELOPER OR ITS SERVANTS, AGENTS OR CONTRACTORS THAT THE DRAWINGS ARE FINAL NOR THAT THE PROPOSED DEVELOPMENT WILL TAKE PLACE IN ACCORDANCE WITH THESE DRAWINGS."

BEFORE CARRYING OUT ANY WORK ENSURE THAT THE DRAWINGS USED CARRY THE LATEST AMENDMENT No.

THESE DOCUMENTS AND ANY WORKS EXECUTED AS A RESULT OF THESE DOCUMENTS SHALL BE SUBJECT TO THE COPYRIGHT CONDITIONS SET OUT IN THE CONDITIONS OF ENGAGEMENT. ©

**Notes**

DRAWINGS MADE TO A LARGER SCALE AND THOSE SHOWING PARTICULAR DETAIL OF WORKS SHALL TAKE PRECEDENCE OVER DRAWINGS MADE TO A SMALLER SCALE AND FOR MORE GENERAL PURPOSES.
WHERE ANY DISCREPANCY EXISTS BETWEEN FIGURED AND SCALED DIMENSIONS, THE FIGURED DIMENSIONS SHALL PREVAIL.

BUILDER TO CHECK ALL SITE DIMENSIONS PRIOR TO FABRICATION OF FITMENTS
ALL WORK SHOULD COMPLY WITH RELEVANT AUSTRALIAN STANDARDS AND BUILDING CODE OF AUSTRALIA (BCA)

ALL WORK SHALL CONFORM TO THE CONTRACT DOCUMENTS WHICH INCLUDE SPECIFICATIONS, THE DRAWINGS, ALL ADDENDUMS, FINISHES, SCHEDULES AND MODIFICATIONS ISSUED BY THE ARCHITECT.

THE GENERAL CONTRACTOR SHALL REVIEW ALL DOCUMENTS AND VERIFY ALL DIMENSIONS AND FIELD CONDITIONS AND SHALL CONFIRM THAT WORK IS BUILDABLE AS SHOWN. ANY CONFLICTS OR OMISSIONS, ETC., SHALL BE IMMEDIATELY REPORTED TO THE ARCHITECT FOR CLARIFICATION PRIOR TO THE PERFORMANCE OF ANY WORK IN QUESTION.

ALL THE CONSTRUCTION DRAWINGS SHALL BE READ IN CONJUNCTION W ALL CONSULTANTS AND CONTRACTOR DRAWINGS, SCHEDULES AND SPECIFICATIONS. IN CASE OF CONFLICT BETWEEN ARCHITECTS AND CONSULTANTS DRAWINGS IN LOCATING STRUCTURAL ELEMENTS, MATERIALS / EQUIPMENT, THE ARCHITECT SHALL BE NOTIFIED FOR CLARIFICATION PRIOR TO PROCEEDING WITH CONSTRUCTION.

DO NOT SCALE DRAWINGS. WRITTEN DIMENSIONS GOVERN PARTITION LOCATIONS, DIMENSIONS AND TYPES. IN CASE OF CONFLICT, NOTIFY ARCHITECT OR WRITTEN CLARIFICATION PRIOR TO PROCEEDING WITH CONSTRUCTION.

**Legend**

**Consultants**

**Client**

A Mourched & G Mourched
ABN 94 935 668 270

**Architects**

tony owen ptnrs
Tony Owen Partners Architects Reg. No 7080
Level 2
12-16 Queen Street
Chippendale NSW 2008
P 8122 9698 2900
F 8122 9698 3018
E info@tonyowen.com.au

**Project**

Leppington

**Project address**

297 BRINGELLY ROAD,
LEPPINGTON NSW 2179

**Key plan**



| Scale | Date |
|---|---|
| As indicated | 19/06/26 |

**Drawing title**
SITE C - GROUND FLOOR

| Project no. | Drawing no. | Rev. |
|---|---|---|
| 1111 | A156 | A |

| Drawn | |
|---|---|
| TL | |

**Drawing status**
SSD SUBMISSION

16/06/2026 3:22:01 PM

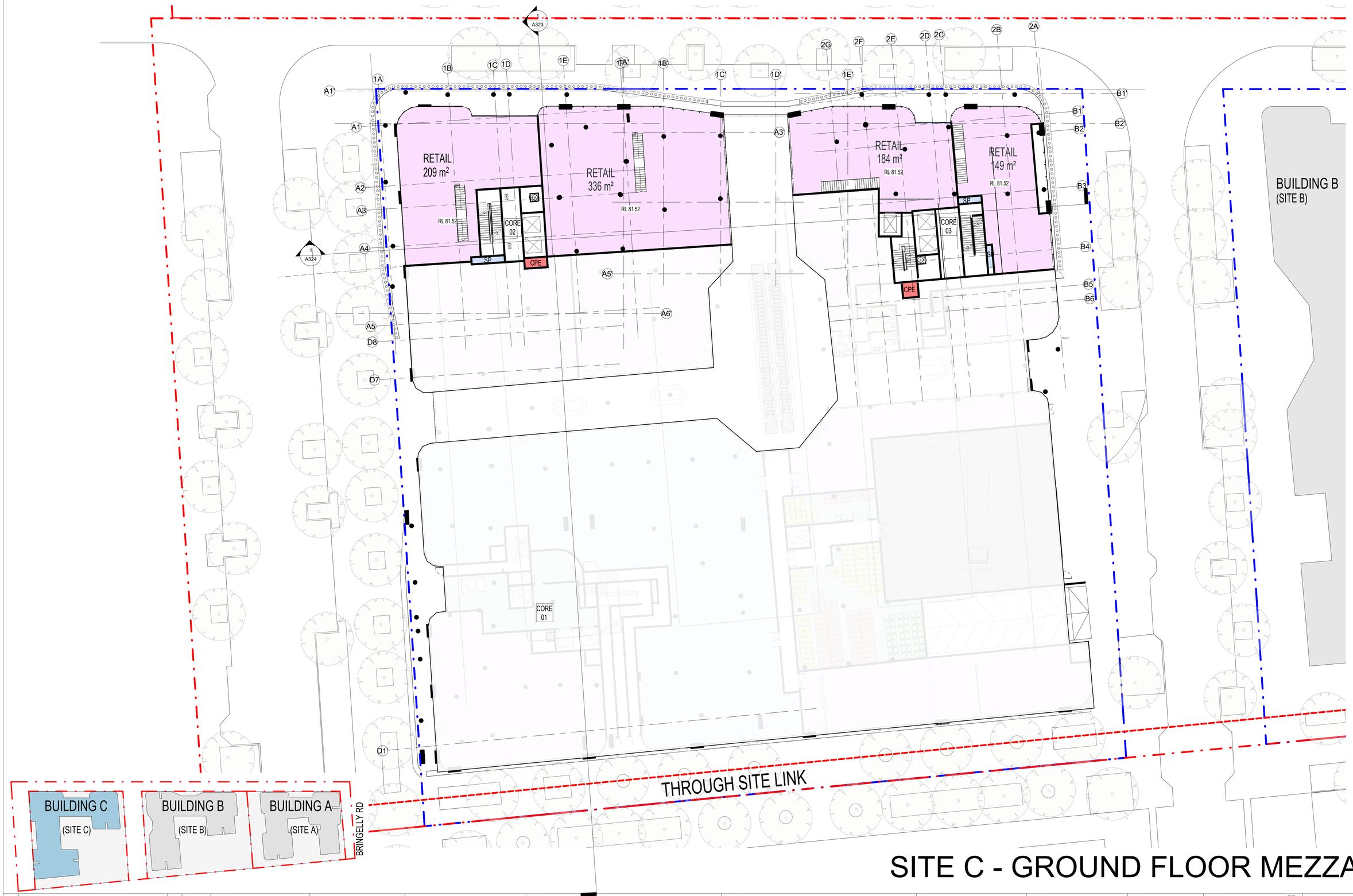


# SITE C - GROUND FLOOR MEZZANINE

| Rev. | Description | By | Date |
|---|---|---|---|
| A | SSD SUBMISSION | TOP | 19/06/26 |

**Disclaimer**

"THESE DRAWINGS ARE PRELIMINARY DRAWINGS AND ARE SUBJECT TO CHANGE WITHOUT NOTICE DURING THE COURSE OF THE PROPOSED DEVELOPMENT AND IN CONSULTATION WITH COUNCIL. SUBMISSION OF THE DRAWINGS DOES NOT CONSTITUTE A REPRESENTATION OR WARRANTY BY THE DEVELOPER OR ITS SERVANTS, AGENTS OR CONTRACTORS THAT THE DRAWINGS ARE FINAL NOR THAT THE PROPOSED DEVELOPMENT WILL TAKE PLACE IN ACCORDANCE WITH THESE DRAWINGS."

BEFORE CARRYING OUT ANY WORK ENSURE THAT THE DRAWINGS USED CARRY THE LATEST AMENDMENT No.

THESE DOCUMENTS AND ANY WORKS EXECUTED AS A RESULT OF THESE DOCUMENTS SHALL BE SUBJECT TO THE COPYRIGHT CONDITIONS SET OUT IN THE CONDITIONS OF ENGAGEMENT. ©

**Notes**

DRAWINGS MADE TO A LARGER SCALE AND THOSE SHOWING PARTICULAR DETAIL OF WORKS SHALL TAKE PRECEDENCE OVER DRAWINGS MADE TO A SMALLER SCALE AND FOR MORE GENERAL PURPOSES.

WHERE ANY DISCREPANCY EXISTS BETWEEN FIGURED AND SCALED DIMENSIONS, THE FIGURED DIMENSIONS SHALL PREVAIL.

BUILDER TO CHECK ALL SITE DIMENSIONS PRIOR TO FABRICATION OF FITMENTS.

ALL WORK SHOULD COMPLY WITH RELEVANT AUSTRALIAN STANDARDS AND BUILDING CODE OF AUSTRALIA (BCA).

ALL WORK SHALL CONFORM TO THE CONTRACT DOCUMENTS WHICH INCLUDE SPECIFICATIONS, THE DRAWINGS, ALL ADDENDUMS, FINISHES, SCHEDULES AND MODIFICATIONS ISSUED BY THE ARCHITECT.

THE GENERAL CONTRACTOR SHALL REVIEW ALL DOCUMENTS AND VERIFY ALL DIMENSIONS AND FIELD CONDITIONS AND SHALL CONFIRM THAT WORK IS BUILDABLE AS SHOWN. ANY CONFLICTS OR OMISSIONS, ETC., SHALL BE IMMEDIATELY REPORTED TO THE ARCHITECT FOR CLARIFICATION PRIOR TO THE PERFORMANCE OF ANY WORK IN QUESTION.

ALL THE CONSTRUCTION DRAWINGS SHALL BE READ IN CONJUNCTION W/ ALL CONSULTANTS AND CONTRACTOR DRAWINGS, SCHEDULES AND SPECIFICATIONS. IN CASE OF CONFLICT BETWEEN ARCHITECTS AND CONSULTANTS DRAWINGS IN LOCATING STRUCTURAL ELEMENTS, MATERIALS / EQUIPMENT, THE ARCHITECT SHALL BE NOTIFIED FOR CLARIFICATION PRIOR TO PROCEEDING WITH CONSTRUCTION.

DO NOT SCALE DRAWINGS. WRITTEN DIMENSIONS GOVERN PARTITION LOCATIONS, DIMENSIONS AND TYPES. IN CASE OF CONFLICT, NOTIFY ARCHITECT OR WRITTEN CLARIFICATION PRIOR TO PROCEEDING WITH CONSTRUCTION.

**Legend**

**Consultants**

**Client**

A Mourched & G Mourched
ABN 94 935 668 270

**Architects**

tony owen ptnrs

Level 2
13-16 Queen Street
Chippendale NSW 2008
P 0122 9698 2000
F 0122 9698 3010
E info@tonyowen.com.au

Tony Owen Partners Architects Reg. No 7080

**Project**

Leppington

**Project address**

297 BRINGELLY ROAD,
LEPPINGTON NSW 2179

**Key plan**



**Scale** As indicated

**Date** 19/06/26

**Drawing title**
SITE C - GROUND FLOOR MEZZANINE

**Project no.** 1111 **Drawing no.** A155 **Rev.** A

**Drawn** TL

**Drawing status**
SSD SUBMISSION

16/06/2026 3:21:55 PM




# SITE C - LEVEL 1

| Rev. | Description | By | Date |
|---|---|---|---|
| A | SSD SUBMISSION | TOP | 19/06/26 |

**Disclaimer**

THESE DRAWINGS ARE PRELIMINARY DRAWINGS AND ARE SUBJECT TO CHANGE WITHOUT NOTICE DURING THE COURSE OF THE PROPOSED DEVELOPMENT AND IN CONSULTATION WITH COUNCIL. SUBMISSION OF THE DRAWINGS DOES NOT CONSTITUTE A REPRESENTATION OR WARRANTY BY THE DEVELOPER OR ITS SERVANTS, AGENTS OR CONTRACTORS THAT THE DRAWINGS ARE FINAL NOR THAT THE PROPOSED DEVELOPMENT WILL TAKE PLACE IN ACCORDANCE WITH THESE DRAWINGS."

BEFORE CARRYING OUT ANY WORK ENSURE THAT THE DRAWINGS USED CARRY THE LATEST AMENDMENT No.

THESE DOCUMENTS AND ANY WORKS EXECUTED AS A RESULT OF THESE DOCUMENTS SHALL BE SUBJECT TO THE COPYRIGHT CONDITIONS SET OUT IN THE CONDITIONS OF ENGAGEMENT. ©

**Notes**

DRAWINGS MADE TO A LARGER SCALE AND THOSE SHOWING PARTICULAR DETAIL OF WORKS SHALL TAKE PRECEDENCE OVER DRAWINGS MADE TO A SMALLER SCALE AND FOR MORE GENERAL PURPOSES

WHERE ANY DISCREPANCY EXISTS BETWEEN FIGURED AND SCALED DIMENSIONS, THE FIGURED DIMENSIONS SHALL PREVAIL.

BUILDER TO CHECK ALL SITE DIMENSIONS PRIOR TO FABRICATION OF ITEMS/FIT

ALL WORK SHOULD COMPLY WITH RELEVANT AUSTRALIAN STANDARDS AND BUILDING CODE OF AUSTRALIA (BCA).

ALL WORK SHALL CONFORM TO THE CONTRACT DOCUMENTS WHICH INCLUDE SPECIFICATIONS, THE DRAWINGS, ALL ADDENDUMS, FINISHES, SCHEDULES AND MODIFICATIONS ISSUED BY THE ARCHITECT.

THE GENERAL CONTRACTOR SHALL REVIEW ALL DOCUMENTS AND VERIFY ALL DIMENSIONS AND FIELD CONDITIONS AND SHALL CONFIRM THAT WORK IS BUILDABLE AS SHOWN. ANY CONFLICTS OR OMISSIONS, ETC. SHALL BE IMMEDIATELY REPORTED TO THE ARCHITECT FOR CLARIFICATION PRIOR TO THE PERFORMANCE OF ANY WORK IN QUESTION.

ALL THE CONSTRUCTION DRAWINGS SHALL BE READ IN CONJUNCTION W ALL CONSULTANTS AND CONTRACTOR DRAWINGS, SCHEDULES AND SPECIFICATIONS. IN CASE OF CONFLICT BETWEEN ARCHITECTS AND CONSULTANTS DRAWINGS IN LOCATING STRUCTURAL ELEMENTS, MATERIALS / EQUIPMENT, THE ARCHITECT SHALL BE NOTIFIED FOR CLARIFICATION PRIOR TO PROCEEDING WITH CONSTRUCTION.

DO NOT SCALE DRAWINGS. WRITTEN DIMENSIONS GOVERN PARTITION LOCATIONS, DIMENSIONS AND TYPES. IN CASE OF CONFLICT, NOTIFY ARCHITECT OR WRITTEN CLARIFICATION PRIOR TO PROCEEDING WITH CONSTRUCTION.

**Legend**

**Consultants**

**Client**

A Mourched & G Mourched
ABN 94 935 668 270

**Architects**

Tony Owen Partners Architects
Level 2
15-19 Queen Street
Chippendale NSW 2008
P 8122 9999 2900
F 8122 9999 3018
E info@tonyowen.com.au
Reg. No 7080

**Project**

Leppington

**Project address**

297 BRINGELLY ROAD,
LEPPINGTON NSW 2179

**Key plan**



| Scale | Date |
|---|---|
| As indicated | 19/06/26 |

**Drawing title**
SITE C - LEVEL 1

| Project no. | Drawing no. | Rev. |
|---|---|---|
| 1111 | A157 | A |

| Drawn | |
|---|---|
| TL | |

**Drawing status**
SSD SUBMISSION

16/06/2026 3:27:06 PM

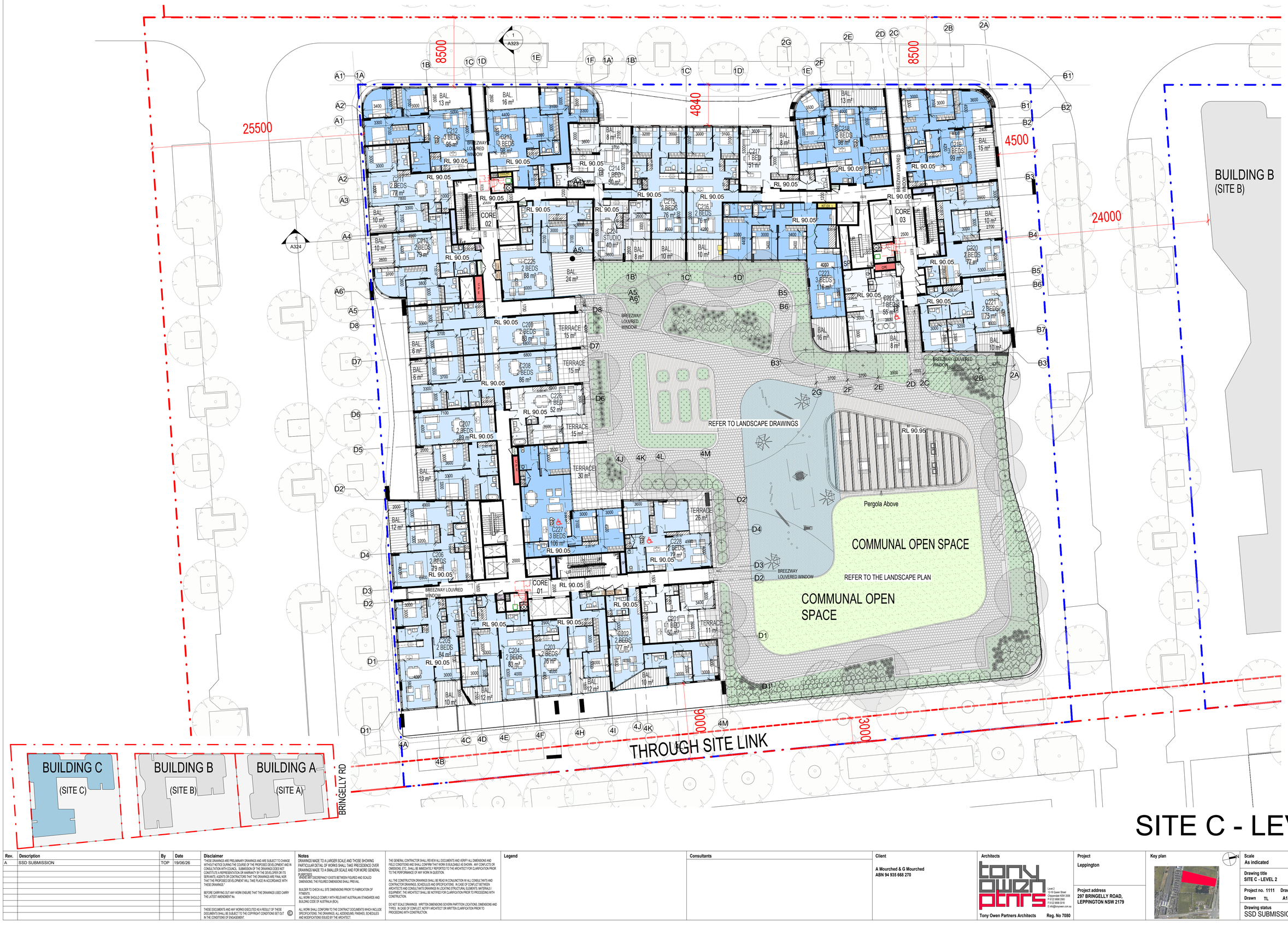


# SITE C - LEVEL 2

| Rev. | Description | By | Date |
|---|---|---|---|
| A | SSD SUBMISSION | TOP | 19/06/26 |

**Disclaimer**

THESE DRAWINGS ARE PRELIMINARY DRAWINGS AND ARE SUBJECT TO CHANGE WITHOUT NOTICE DURING THE COURSE OF THE PROPOSED DEVELOPMENT AND IN CONSULTATION WITH COUNCIL. SUBMISSION OF THE DRAWINGS DOES NOT CONSTITUTE A REPRESENTATION OR WARRANTY BY THE DEVELOPER OR ITS SERVANTS, AGENTS OR CONTRACTORS THAT THE DRAWINGS ARE FINAL NOR THAT THE PROPOSED DEVELOPMENT WILL TAKE PLACE IN ACCORDANCE WITH THESE DRAWINGS.

BEFORE CARRYING OUT ANY WORK ENSURE THAT THE DRAWINGS USED CARRY THE LATEST AMENDMENT No.

THESE DOCUMENTS AND ANY WORKS EXECUTED AS A RESULT OF THESE DOCUMENTS SHALL BE SUBJECT TO THE COPYRIGHT CONDITIONS SET OUT IN THE CONDITIONS OF ENGAGEMENT. ©

**Notes**

DRAWINGS MADE TO A LARGER SCALE AND THOSE SHOWING PARTICULAR DETAIL OF WORKS SHALL TAKE PRECEDENCE OVER DRAWINGS MADE TO A SMALLER SCALE AND FOR MORE GENERAL PURPOSES.

WHERE ANY DISCREPANCY EXISTS BETWEEN FIGURED AND SCALED DIMENSIONS, THE FIGURED DIMENSIONS SHALL PREVAIL.

BUILDER TO CHECK ALL SITE DIMENSIONS PRIOR TO FABRICATION OF FITMENTS.

ALL WORK SHOULD COMPLY WITH RELEVANT AUSTRALIAN STANDARDS AND BUILDING CODE OF AUSTRALIA (BCA).

ALL WORK SHALL CONFORM TO THE CONTRACT DOCUMENTS WHICH INCLUDE SPECIFICATIONS, THE DRAWINGS, ALL ADDENDUMS, FINISHES, SCHEDULES AND MODIFICATIONS ISSUED BY THE ARCHITECT.

THE GENERAL CONTRACTOR SHALL REVIEW ALL DOCUMENTS AND VERIFY ALL DIMENSIONS AND FIELD CONDITIONS AND SHALL CONFIRM THAT WORK IS BUILDABLE AS SHOWN. ANY CONFLICTS OR OMISSIONS, ETC. SHALL BE IMMEDIATELY REPORTED TO THE ARCHITECT FOR CLARIFICATION PRIOR TO THE PERFORMANCE OF ANY WORK IN QUESTION.

ALL THE CONSTRUCTION DRAWINGS SHALL BE READ IN CONJUNCTION W ALL CONSULTANTS AND CONTRACTOR DRAWINGS, SCHEDULES AND SPECIFICATIONS. IN CASE OF CONFLICT BETWEEN ARCHITECTS AND CONSULTANTS DRAWINGS IN LOCATING STRUCTURAL ELEMENTS, MATERIALS / EQUIPMENT, THE ARCHITECT SHALL BE NOTIFIED FOR CLARIFICATION PRIOR TO PROCEEDING WITH CONSTRUCTION.

DO NOT SCALE DRAWINGS. WRITTEN DIMENSIONS GOVERN PARTITION LOCATIONS, DIMENSIONS AND TYPES. IN CASE OF CONFLICT, NOTIFY ARCHITECT OR WRITTEN CLARIFICATION PRIOR TO PROCEEDING WITH CONSTRUCTION.

**Legend**

**Consultants**

**Client**

A Mourched & G Mourched
ABN 94 935 668 270

**Architects**

tony owen ptnrs
Tony Owen Partners Architects Reg. No 7080
Level 2
15-19 Queen Street
Chippendale NSW 2008
P 9122 9699 2900
F 9122 9699 3018
E info@tonyowen.com.au

**Project**

Leppington

**Project address**
297 BRINGELLY ROAD,
LEPPINGTON NSW 2179

**Key plan**



**Scale** As indicated
**Date** 19/06/26

**Drawing title**
SITE C - LEVEL 2

**Project no.** 1111 **Drawing no.** TL A158 **Rev.** A

**Drawing status**
SSD SUBMISSION

16/06/2026 3:23:36 PM




# SITE C - LEVEL 3 (TYPICAL 3-5)

| Rev. | Description | By | Date |
|---|---|---|---|
| A | SSD SUBMISSION | TOP | 19/06/26 |

**Disclaimer**

THESE DRAWINGS ARE PRELIMINARY DRAWINGS AND ARE SUBJECT TO CHANGE WITHOUT NOTICE DURING THE COURSE OF THE PROPOSED DEVELOPMENT AND IN CONSULTATION WITH COUNCIL. SUBMISSION OF THE DRAWINGS DOES NOT CONSTITUTE A REPRESENTATION OR WARRANTY BY THE DEVELOPER OR ITS SERVANTS, AGENTS OR CONTRACTORS THAT THE DRAWINGS ARE FINAL NOR THAT THE PROPOSED DEVELOPMENT WILL TAKE PLACE IN ACCORDANCE WITH THESE DRAWINGS."

BEFORE CARRYING OUT ANY WORK ENSURE THAT THE DRAWINGS USED CARRY THE LATEST AMENDMENT No.

THESE DOCUMENTS AND ANY WORKS EXECUTED AS A RESULT OF THESE DOCUMENTS SHALL BE SUBJECT TO THE COPYRIGHT CONDITIONS SET OUT IN THE CONDITIONS OF ENGAGEMENT. ©

**Notes**

DRAWINGS MADE TO A LARGER SCALE AND THOSE SHOWING PARTICULAR DETAIL OF WORKS SHALL TAKE PRECEDENCE OVER DRAWINGS MADE TO A SMALLER SCALE AND FOR MORE GENERAL PURPOSES.
WHERE ANY DISCREPANCY EXISTS BETWEEN FIGURED AND SCALED DIMENSIONS, THE FIGURED DIMENSIONS SHALL PREVAIL.

BUILDER TO CHECK ALL SITE DIMENSIONS PRIOR TO FABRICATION OF FITMENTS.
ALL WORK SHOULD COMPLY WITH RELEVANT AUSTRALIAN STANDARDS AND BUILDING CODE OF AUSTRALIA (BCA).

ALL WORK SHALL CONFORM TO THE CONTRACT DOCUMENTS WHICH INCLUDE SPECIFICATIONS, THE DRAWINGS, ALL ADDENDUMS, FINISHES, SCHEDULES AND MODIFICATIONS ISSUED BY THE ARCHITECT.

THE GENERAL CONTRACTOR SHALL REVIEW ALL DOCUMENTS AND VERIFY ALL DIMENSIONS AND FIELD CONDITIONS AND SHALL CONFIRM THAT WORK IS BUILDABLE AS SHOWN. ANY CONFLICTS OR OMISSIONS, ETC. SHALL BE IMMEDIATELY REPORTED TO THE ARCHITECT FOR CLARIFICATION PRIOR TO THE PERFORMANCE OF ANY WORK IN QUESTION.

ALL THE CONSTRUCTION DRAWINGS SHALL BE READ IN CONJUNCTION W ALL CONSULTANTS AND CONTRACTOR DRAWINGS, SCHEDULES AND SPECIFICATIONS. IN CASE OF CONFLICT BETWEEN ARCHITECTS AND CONSULTANTS DRAWINGS IN LOCATING STRUCTURAL ELEMENTS, MATERIALS / EQUIPMENT, THE ARCHITECT SHALL BE NOTIFIED FOR CLARIFICATION PRIOR TO PROCEEDING WITH CONSTRUCTION.

DO NOT SCALE DRAWINGS. WRITTEN DIMENSIONS GOVERN PARTITION LOCATIONS, DIMENSIONS AND TYPES. IN CASE OF CONFLICT, NOTIFY ARCHITECT OR WRITTEN CLARIFICATION PRIOR TO PROCEEDING WITH CONSTRUCTION.

**Legend**

**Consultants**

**Client**

A Mourched & G Mourched
ABN 94 935 668 270

**Architects**

tony owen ptnrs
Tony Owen Partners Architects
Reg. No 7080
Level 2
12-16 Queen Street
Chippendale NSW 2008
P 9122 9698 2900
F 9122 9699 3018
E info@tonyowen.com.au

**Project**

Leppington

**Project address**
297 BRINGELLY ROAD,
LEPPINGTON NSW 2179

**Key plan**



| | |
|---|---|
| Scale | As indicated |
| Date | 19/06/26 |
| Drawing title | SITE C - LEVEL 3 (TYPICAL 3-5) |
| Project no. | 1111 |
| Drawing no. | A159 |
| Rev. | A |
| Drawn | TL |
| Drawing status | SSD SUBMISSION |

16/06/2026 3:24:37 PM




# SITE C - LEVEL 6 (TYPICAL 6-7)

| Rev. | Description | By | Date |
|---|---|---|---|
| A | SSD SUBMISSION | TOP | 19/06/26 |

**Disclaimer**

"THESE DRAWINGS ARE PRELIMINARY DRAWINGS AND ARE SUBJECT TO CHANGE WITHOUT NOTICE DURING THE COURSE OF THE PROPOSED DEVELOPMENT AND IN CONSULTATION WITH COUNCIL. SUBMISSION OF THE DRAWINGS DOES NOT CONSTITUTE A REPRESENTATION OR WARRANTY BY THE DEVELOPER OR ITS SERVANTS, AGENTS OR CONTRACTORS THAT THE DRAWINGS ARE FINAL NOR THAT THE PROPOSED DEVELOPMENT WILL TAKE PLACE IN ACCORDANCE WITH THESE DRAWINGS."

BEFORE CARRYING OUT ANY WORK ENSURE THAT THE DRAWINGS USED CARRY THE LATEST AMENDMENT No.

THESE DOCUMENTS AND ANY WORKS EXECUTED AS A RESULT OF THESE DOCUMENTS SHALL BE SUBJECT TO THE COPYRIGHT CONDITIONS SET OUT IN THE CONDITIONS OF ENGAGEMENT. ©

**Notes**

DRAWINGS MADE TO A LARGER SCALE AND THOSE SHOWING PARTICULAR DETAIL OF WORKS SHALL TAKE PRECEDENCE OVER DRAWINGS MADE TO A SMALLER SCALE AND FOR MORE GENERAL PURPOSES.

WHERE NOT DISCREPANCY EXISTS BETWEEN FIGURED AND SCALED DIMENSIONS, THE FIGURED DIMENSIONS SHALL PREVAIL.

BUILDER TO CHECK ALL SITE DIMENSIONS PRIOR TO FABRICATION OF FITMENTS

ALL WORK SHALL COMPLY WITH RELEVANT AUSTRALIAN STANDARDS AND BUILDING CODE OF AUSTRALIA (BCA)

ALL WORK SHALL CONFORM TO THE CONTRACT DOCUMENTS WHICH INCLUDE SPECIFICATIONS, THE DRAWINGS, ALL ADDENDUMS, FINISHES, SCHEDULES AND MODIFICATIONS ISSUED BY THE ARCHITECT

THE GENERAL CONTRACTOR SHALL REVIEW ALL DOCUMENTS AND VERIFY ALL DIMENSIONS AND FIELD CONDITIONS AND SHALL CONFIRM THAT WORK IS BUILDABLE AS SHOWN. ANY CONFLICTS OR OMISSIONS, ETC., SHALL BE IMMEDIATELY REPORTED TO THE ARCHITECT FOR CLARIFICATION PRIOR TO THE PERFORMANCE OF ANY WORK IN QUESTION.

ALL THE CONSTRUCTION DRAWINGS SHALL BE READ IN CONJUNCTION W ALL CONSULTANTS AND CONTRACTOR DRAWINGS, SCHEDULES AND SPECIFICATIONS. IN CASE OF CONFLICT BETWEEN ARCHITECTS AND CONSULTANTS DRAWINGS IN LOCATING STRUCTURAL ELEMENTS, MATERIALS / EQUIPMENT, THE ARCHITECT SHALL BE NOTIFIED FOR CLARIFICATION PRIOR TO PROCEEDING WITH CONSTRUCTION.

DO NOT SCALE DRAWINGS. WRITTEN DIMENSIONS GOVERN PARTITION LOCATIONS, DIMENSIONS AND TYPES. IN CASE OF CONFLICT, NOTIFY ARCHITECT OR WRITTEN CLARIFICATION PRIOR TO PROCEEDING WITH CONSTRUCTION.

**Legend**

**Consultants**

**Client**

A Mourched & G Mourched
ABN 94 935 668 270

**Architects**

Tony Owen Partners Architects
Level 2
13-16 Queen Street
Chippendale NSW 2008
P 9122 9698 2900
F 9122 9698 3018
E info@tonyowen.com.au
Reg. No 7080

**Project**

Leppington

**Project address**

297 BRINGELLY ROAD,
LEPPINGTON NSW 2179

**Key plan**



| Scale | Date |
|---|---|
| As indicated | 19/06/26 |

**Drawing title**
SITE C - LEVEL 6 (TYPICAL 6-7)

| Project no. | Drawing no. | Rev. |
|---|---|---|
| 1111 | A160 | A |
| Drawn TL | | |

**Drawing status**
SSD SUBMISSION

16/06/2026 3:25:08 PM

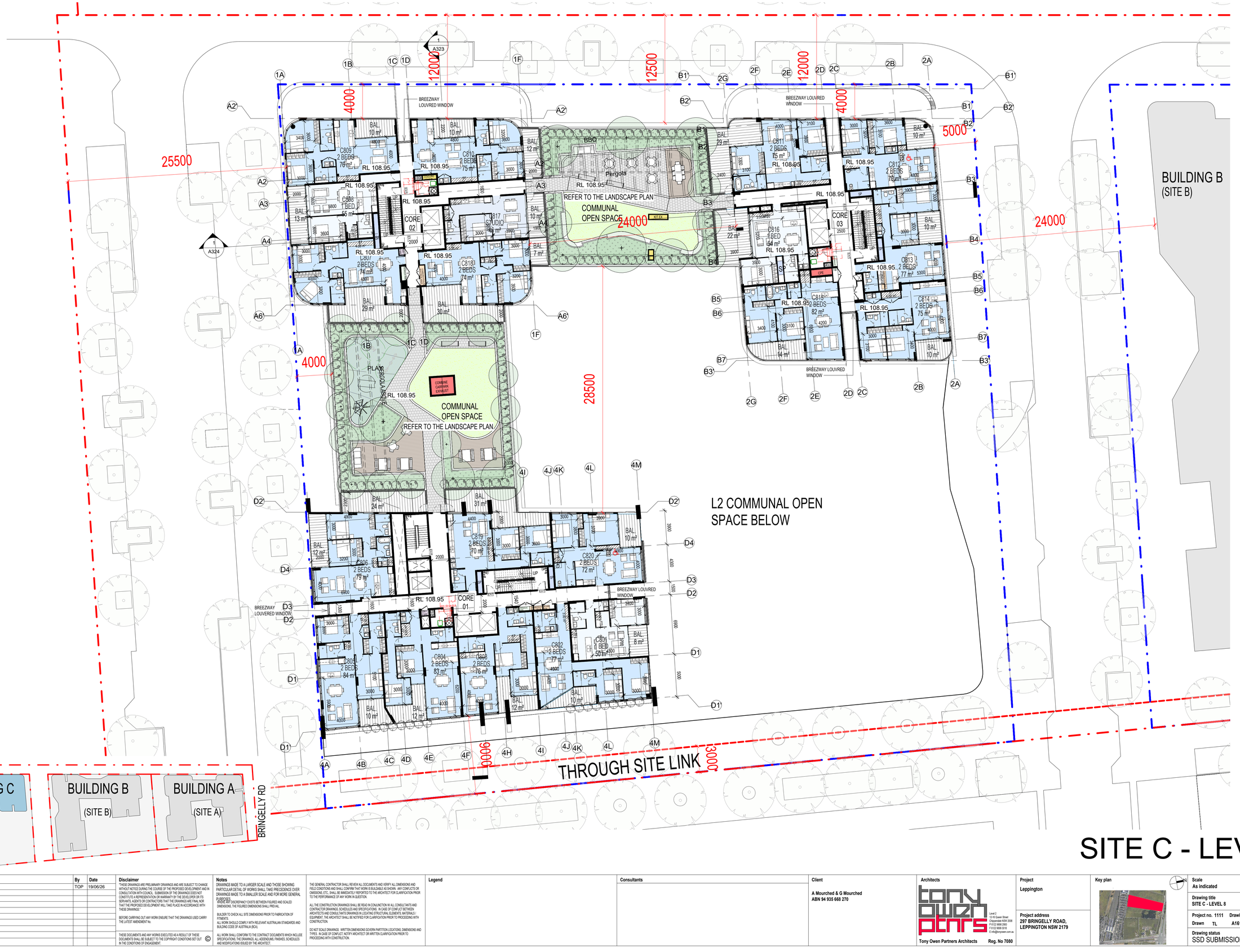


| Rev. | Description | By | Date |
|---|---|---|---|
| A | SSD SUBMISSION | TOP | 19/06/26 |

**Disclaimer**

THESE DRAWINGS ARE PRELIMINARY DRAWINGS AND ARE SUBJECT TO CHANGE WITHOUT NOTICE DURING THE COURSE OF THE PROPOSED DEVELOPMENT AND IN CONSULTATION WITH COUNCIL. SUBMISSION OF THE DRAWINGS DOES NOT CONSTITUTE A REPRESENTATION OR WARRANTY BY THE DEVELOPER OR ITS SERVANTS, AGENTS OR CONTRACTORS THAT THE DRAWINGS ARE FINAL NOR THAT THE PROPOSED DEVELOPMENT WILL TAKE PLACE IN ACCORDANCE WITH THESE DRAWINGS."

BEFORE CARRYING OUT ANY WORK ENSURE THAT THE DRAWINGS USED CARRY THE LATEST AMENDMENT No.

THESE DOCUMENTS AND ANY WORKS EXECUTED AS A RESULT OF THESE DOCUMENTS SHALL BE SUBJECT TO THE COPYRIGHT CONDITIONS SET OUT IN THE CONDITIONS OF ENGAGEMENT. ©

**Notes**

DRAWINGS MADE TO A LARGER SCALE AND THOSE SHOWING PARTICULAR DETAIL OF WORKS SHALL TAKE PRECEDENCE OVER DRAWINGS MADE TO A SMALLER SCALE AND FOR MORE GENERAL PURPOSES.
WHERE ANY DISCREPANCY EXISTS BETWEEN FIGURED AND SCALED DIMENSIONS, THE FIGURED DIMENSIONS SHALL PREVAIL.

BUILDER TO CHECK ALL SITE DIMENSIONS PRIOR TO FABRICATION OF FITMENTS.
ALL WORK SHOULD COMPLY WITH RELEVANT AUSTRALIAN STANDARDS AND BUILDING CODE OF AUSTRALIA (BCA).

ALL WORK SHALL CONFORM TO THE CONTRACT DOCUMENTS WHICH INCLUDE SPECIFICATIONS, THE DRAWINGS ALL ADDENDUMS, FINISHES, SCHEDULES AND MODIFICATIONS ISSUED BY THE ARCHITECT.

THE GENERAL CONTRACTOR SHALL REVIEW ALL DOCUMENTS AND VERIFY ALL DIMENSIONS AND FIELD CONDITIONS AND SHALL CONFIRM THAT WORK IS BUILDABLE AS SHOWN. ANY CONFLICTS OR OMISSIONS, ETC. SHALL BE IMMEDIATELY REPORTED TO THE ARCHITECT FOR CLARIFICATION PRIOR TO THE PERFORMANCE OF ANY WORK IN QUESTION.

ALL THE CONSTRUCTION DRAWINGS SHALL BE READ IN CONJUNCTION W ALL CONSULTANTS AND CONTRACTOR DRAWINGS, SCHEDULES AND SPECIFICATIONS. IN CASE OF CONFLICT BETWEEN ARCHITECTS AND CONSULTANTS DRAWINGS IN LOCATING STRUCTURAL ELEMENTS, MATERIALS / EQUIPMENT, THE ARCHITECT SHALL BE NOTIFIED FOR CLARIFICATION PRIOR TO PROCEEDING WITH CONSTRUCTION.

DO NOT SCALE DRAWINGS. WRITTEN DIMENSIONS GOVERN PARTITION LOCATIONS, DIMENSIONS AND TYPES. IN CASE OF CONFLICT, NOTIFY ARCHITECT OR WRITTEN CLARIFICATION PRIOR TO PROCEEDING WITH CONSTRUCTION.

**Legend**

**Consultants**

**Client**

A Mourched & G Mourched
ABN 94 935 668 270

**Architects**

tony owen ptnrs
Level 2
12-16 Queen Street
Chippendale NSW 2008
P 9122 9698 2900
E info@tonyowen.com.au

Tony Owen Partners Architects Reg. No 7080

**Project**

Leppington

**Project address**
297 BRINGELLY ROAD,
LEPPINGTON NSW 2179

**Key plan**



| Scale | Date |
|---|---|
| As indicated | 19/06/26 |

**Drawing title**
SITE C - LEVEL 8

| Project no. | Drawing no. | Rev. |
|---|---|---|
| 1111 | A161 | A |

Drawn TL

**Drawing status**
SSD SUBMISSION

16/06/2026 3:26:41 PM

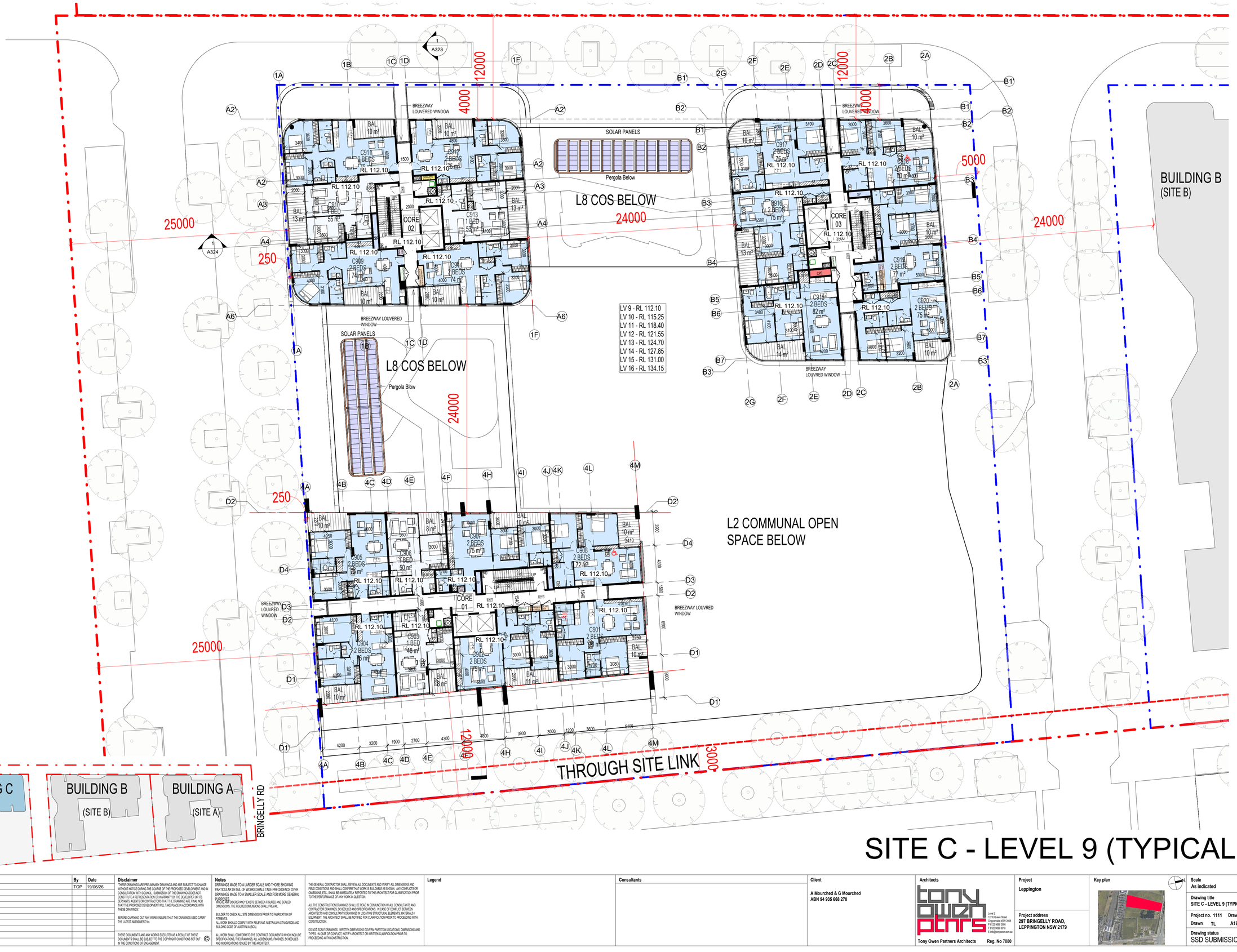


# SITE C - LEVEL 9 (TYPICAL 9-16)

| Rev. | Description | By | Date |
|---|---|---|---|
| A | SSD SUBMISSION | TOP | 19/06/26 |

**Disclaimer**

"THESE DRAWINGS ARE PRELIMINARY DRAWINGS AND ARE SUBJECT TO CHANGE WITHOUT NOTICE DURING THE COURSE OF THE PROPOSED DEVELOPMENT AND IN CONSULTATION WITH COUNCIL. SUBMISSION OF THE DRAWINGS DOES NOT CONSTITUTE A REPRESENTATION OR WARRANTY BY THE DEVELOPER OR ITS SERVANTS, AGENTS OR CONTRACTORS THAT THE DRAWINGS ARE FINAL NOR THAT THE PROPOSED DEVELOPMENT WILL TAKE PLACE IN ACCORDANCE WITH THESE DRAWINGS."

BEFORE CARRYING OUT ANY WORK ENSURE THAT THE DRAWINGS USED CARRY THE LATEST AMENDMENT No.

THESE DOCUMENTS AND ANY WORKS EXECUTED AS A RESULT OF THESE DOCUMENTS SHALL BE SUBJECT TO THE COPYRIGHT CONDITIONS SET OUT IN THE CONDITIONS OF ENGAGEMENT. ©

**Notes**

DRAWINGS MADE TO A LARGER SCALE AND THOSE SHOWING PARTICULAR DETAIL OF WORKS SHALL TAKE PRECEDENCE OVER DRAWINGS MADE TO A SMALLER SCALE AND FOR MORE GENERAL PURPOSES.
WHERE ANY DISCREPANCY EXISTS BETWEEN FIGURED AND SCALED DIMENSIONS, THE FIGURED DIMENSIONS SHALL PREVAIL.

BUILDER TO CHECK ALL SITE DIMENSIONS PRIOR TO FABRICATION OF FITMENTS
ALL WORK SHOULD COMPLY WITH RELEVANT AUSTRALIAN STANDARDS AND BUILDING CODE OF AUSTRALIA (BCA)

ALL WORK SHALL CONFORM TO THE CONTRACT DOCUMENTS WHICH INCLUDE SPECIFICATIONS, THE DRAWINGS, ALL ADDENDUMS, FINISHES, SCHEDULES AND MODIFICATIONS ISSUED BY THE ARCHITECT.

THE GENERAL CONTRACTOR SHALL REVIEW ALL DOCUMENTS AND VERIFY ALL DIMENSIONS AND FIELD CONDITIONS AND SHALL CONFIRM THAT WORK IS BUILDABLE AS SHOWN. ANY CONFLICTS OR OMISSIONS, ETC., SHALL BE IMMEDIATELY REPORTED TO THE ARCHITECT FOR CLARIFICATION PRIOR TO THE PERFORMANCE OF ANY WORK IN QUESTION.

ALL THE CONSTRUCTION DRAWINGS SHALL BE READ IN CONJUNCTION W ALL CONSULTANTS AND CONTRACTOR DRAWINGS, SCHEDULES AND SPECIFICATIONS. IN CASE OF CONFLICT BETWEEN ARCHITECTS AND CONSULTANTS DRAWINGS IN LOCATING STRUCTURAL ELEMENTS, MATERIALS / EQUIPMENT, THE ARCHITECT SHALL BE NOTIFIED FOR CLARIFICATION PRIOR TO PROCEEDING WITH CONSTRUCTION.

DO NOT SCALE DRAWINGS. WRITTEN DIMENSIONS GOVERN PARTITION LOCATIONS, DIMENSIONS AND TYPES. IN CASE OF CONFLICT, NOTIFY ARCHITECT OR WRITTEN CLARIFICATION PRIOR TO PROCEEDING WITH CONSTRUCTION.

**Legend**

**Consultants**

**Client**
A Mourched & G Mourched
ABN 94 935 668 270

**Architects**
tony owen ptnrs
Level 2
12-16 Queen Street
Chippendale NSW 2008
P 8122 9698 2900
F 8122 9698 3918
E info@tonyowen.com.au
Tony Owen Partners Architects Reg. No 7080

**Project**
Leppington

**Project address**
297 BRINGELLY ROAD,
LEPPINGTON NSW 2179

**Key plan**



| Scale | Date |
|---|---|
| As indicated | 19/06/26 |

**Drawing title**
SITE C - LEVEL 9 (TYPICAL 9-16)

| Project no. | Drawing no. | Rev. |
|---|---|---|
| 1111 | A162 | A |

Drawn TL

**Drawing status**
SSD SUBMISSION

16/06/2026 3:26:13 PM

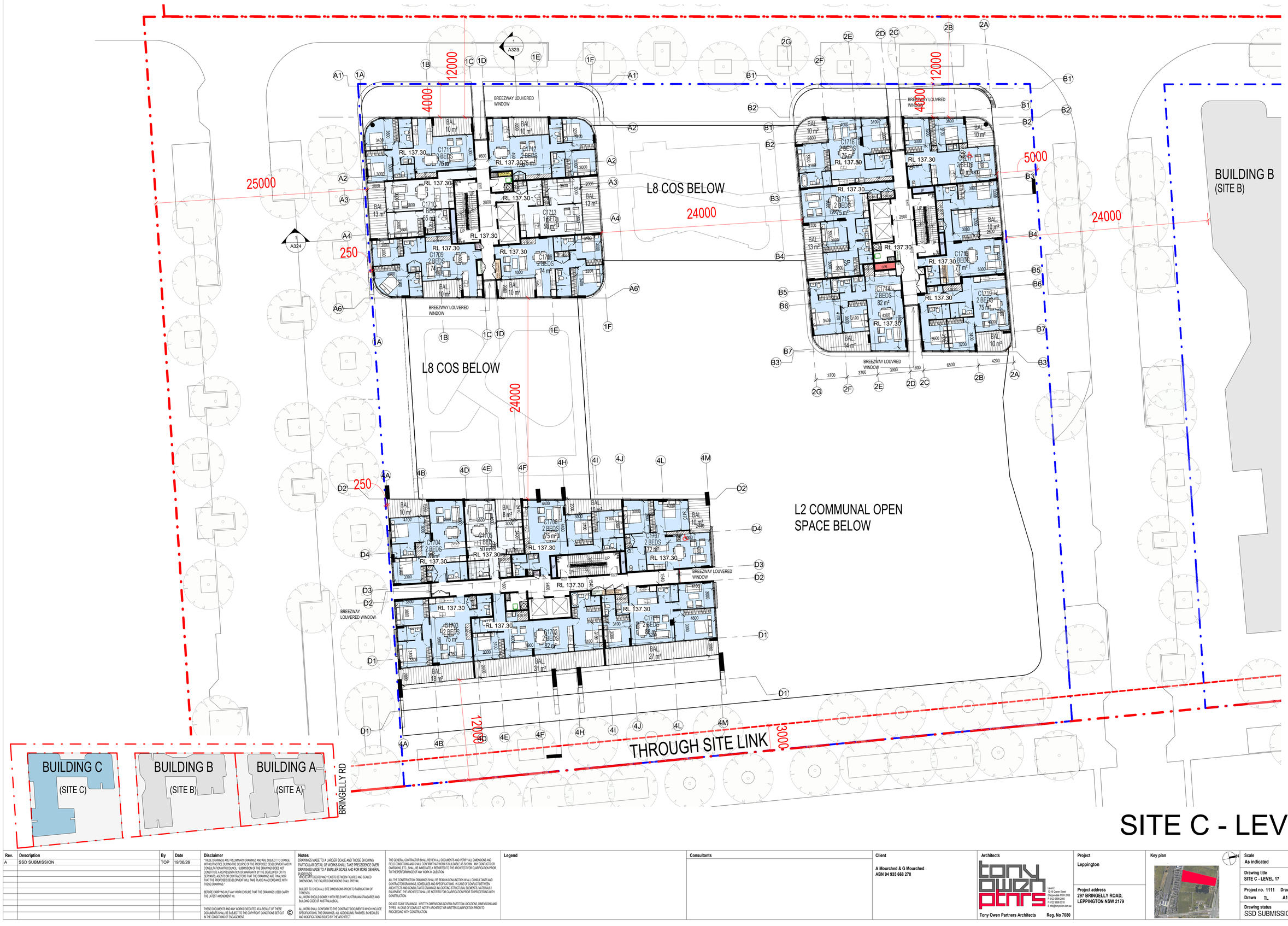


# SITE C - LEVEL 17

| Rev. | Description | By | Date |
|---|---|---|---|
| A | SSD SUBMISSION | TOP | 19/06/26 |

**Disclaimer**

"THESE DRAWINGS ARE PRELIMINARY DRAWINGS AND ARE SUBJECT TO CHANGE WITHOUT NOTICE DURING THE COURSE OF THE PROPOSED DEVELOPMENT AND IN CONSULTATION WITH COUNCIL. SUBMISSION OF THE DRAWINGS DOES NOT CONSTITUTE A REPRESENTATION OR WARRANTY BY THE DEVELOPER OR ITS SERVANTS, AGENTS OR CONTRACTORS THAT THE DRAWINGS ARE FINAL NOR THAT THE PROPOSED DEVELOPMENT WILL TAKE PLACE IN ACCORDANCE WITH THESE DRAWINGS."

BEFORE CARRYING OUT ANY WORK ENSURE THAT THE DRAWINGS USED CARRY THE LATEST AMENDMENT No.

THESE DOCUMENTS AND ANY WORKS EXECUTED AS A RESULT OF THESE DOCUMENTS SHALL BE SUBJECT TO THE COPYRIGHT CONDITIONS SET OUT IN THE CONDITIONS OF ENGAGEMENT. ©

**Notes**

DRAWINGS MADE TO A LARGER SCALE AND THOSE SHOWING PARTICULAR DETAIL OF WORKS SHALL TAKE PRECEDENCE OVER DRAWINGS MADE TO A SMALLER SCALE AND FOR MORE GENERAL PURPOSES.
WHERE ANY DISCREPANCY EXISTS BETWEEN FIGURED AND SCALED DIMENSIONS, THE FIGURED DIMENSIONS SHALL PREVAIL.

BUILDER TO CHECK ALL SITE DIMENSIONS PRIOR TO FABRICATION OF FITMENTS.
ALL WORK SHOULD COMPLY WITH RELEVANT AUSTRALIAN STANDARDS AND BUILDING CODE OF AUSTRALIA (BCA).

ALL WORK SHALL CONFORM TO THE CONTRACT DOCUMENTS WHICH INCLUDE SPECIFICATIONS, THE DRAWINGS, ALL ADDENDUMS, FINISHES, SCHEDULES AND MODIFICATIONS ISSUED BY THE ARCHITECT.

THE GENERAL CONTRACTOR SHALL REVIEW ALL DOCUMENTS AND VERIFY ALL DIMENSIONS AND FIELD CONDITIONS AND SHALL CONFIRM THAT WORK IS BUILDABLE AS SHOWN. ANY CONFLICTS OR OMISSIONS, ETC., SHALL BE IMMEDIATELY REPORTED TO THE ARCHITECT FOR CLARIFICATION PRIOR TO THE PERFORMANCE OF ANY WORK IN QUESTION.

ALL THE CONSTRUCTION DRAWINGS SHALL BE READ IN CONJUNCTION W ALL CONSULTANTS AND CONTRACTOR DRAWINGS, SCHEDULES AND SPECIFICATIONS. IN CASE OF CONFLICT BETWEEN ARCHITECTS AND CONSULTANTS DRAWINGS IN LOCATING STRUCTURAL ELEMENTS, MATERIALS / EQUIPMENT, THE ARCHITECT SHALL BE NOTIFIED FOR CLARIFICATION PRIOR TO PROCEEDING WITH CONSTRUCTION.

DO NOT SCALE DRAWINGS. WRITTEN DIMENSIONS GOVERN PARTITION LOCATIONS, DIMENSIONS AND TYPES. IN CASE OF CONFLICT, NOTIFY ARCHITECT OR WRITTEN CLARIFICATION PRIOR TO PROCEEDING WITH CONSTRUCTION.

**Legend**

**Consultants**

**Client**

A Mourched & G Mourched
ABN 94 935 668 270

**Architects**

tony owen ptnrs
Level 2
12-16 Queen Street
Chippendale NSW 2008
P 9122 9698 2800
F 9122 9698 3018
E info@tonyowen.com.au

Tony Owen Partners Architects Reg. No 7080

**Project**

Leppington

**Project address**
297 BRINGELLY ROAD,
LEPPINGTON NSW 2179

**Key plan**



**Scale**
As indicated

**Date**
19/06/26

**Drawing title**
SITE C - LEVEL 17

**Project no.** 1111 **Drawing no.** A163 **Rev.** A

**Drawn** TL

**Drawing status**
SSD SUBMISSION

16/06/2026 3:26:57 PM

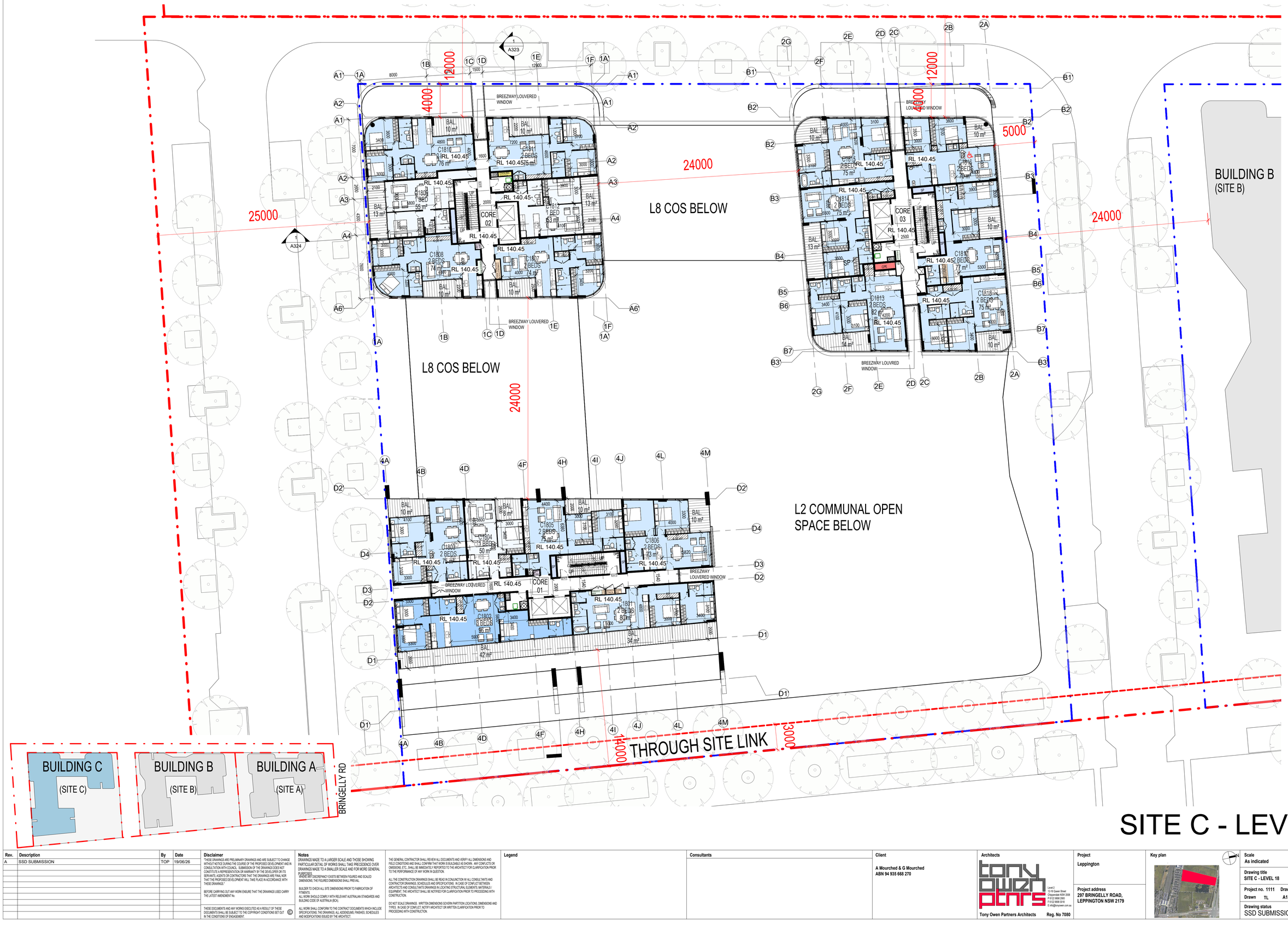


# SITE C - LEVEL 18

| Rev. | Description | By | Date |
|---|---|---|---|
| A | SSD SUBMISSION | TOP | 19/06/26 |

**Disclaimer**

THESE DRAWINGS ARE PRELIMINARY DRAWINGS AND ARE SUBJECT TO CHANGE WITHOUT NOTICE DURING THE COURSE OF THE PROPOSED DEVELOPMENT AND IN CONSULTATION WITH COUNCIL. SUBMISSION OF THE DRAWINGS DOES NOT CONSTITUTE A REPRESENTATION OR WARRANTY BY THE DEVELOPER OR ITS SERVANTS, AGENTS OR CONTRACTORS THAT THE DRAWINGS ARE FINAL NOR THAT THE PROPOSED DEVELOPMENT WILL TAKE PLACE IN ACCORDANCE WITH THESE DRAWINGS.

BEFORE CARRYING OUT ANY WORK ENSURE THAT THE DRAWINGS USED CARRY THE LATEST AMENDMENT No.

THESE DOCUMENTS AND ANY WORKS EXECUTED AS A RESULT OF THESE DOCUMENTS SHALL BE SUBJECT TO THE COPYRIGHT CONDITIONS SET OUT IN THE CONDITIONS OF ENGAGEMENT. ©

**Notes**

DRAWINGS MADE TO A LARGER SCALE AND THOSE SHOWING PARTICULAR DETAIL OF WORKS SHALL TAKE PRECEDENCE OVER DRAWINGS MADE TO A SMALLER SCALE AND FOR MORE GENERAL PURPOSES.
WHERE ANY DISCREPANCY EXISTS BETWEEN FIGURED AND SCALED DIMENSIONS, THE FIGURED DIMENSIONS SHALL PREVAIL.

BUILDER TO CHECK ALL SITE DIMENSIONS PRIOR TO FABRICATION OF FITMENTS.
ALL WORK SHOULD COMPLY WITH RELEVANT AUSTRALIAN STANDARDS AND BUILDING CODE OF AUSTRALIA (BCA).

ALL WORK SHALL CONFORM TO THE CONTRACT DOCUMENTS WHICH INCLUDE SPECIFICATIONS, THE DRAWINGS, ALL ADDENDUMS, PANNELS, SCHEDULES AND MODIFICATIONS ISSUED BY THE ARCHITECT.

THE GENERAL CONTRACTOR SHALL REVIEW ALL DOCUMENTS AND VERIFY ALL DIMENSIONS AND FIELD CONDITIONS AND SHALL CONFIRM THAT WORK IS BUILDABLE AS SHOWN. ANY CONFLICTS OR OMISSIONS, ETC., SHALL BE IMMEDIATELY REPORTED TO THE ARCHITECT FOR CLARIFICATION PRIOR TO THE PERFORMANCE OF ANY WORK IN QUESTION.

ALL THE CONSTRUCTION DRAWINGS SHALL BE READ IN CONJUNCTION W ALL CONSULTANTS AND CONTRACTOR DRAWINGS, SCHEDULES AND SPECIFICATIONS. IN CASE OF CONFLICT BETWEEN ARCHITECTS AND CONSULTANTS DRAWINGS IN LOCATING STRUCTURAL ELEMENTS, MATERIALS / EQUIPMENT, THE ARCHITECT SHALL BE NOTIFIED FOR CLARIFICATION PRIOR TO PROCEEDING WITH CONSTRUCTION.

DO NOT SCALE DRAWINGS. WRITTEN DIMENSIONS GOVERN PARTITION LOCATIONS, DIMENSIONS AND TYPES. IN CASE OF CONFLICT, NOTIFY ARCHITECT OR WRITTEN CLARIFICATION PRIOR TO PROCEEDING WITH CONSTRUCTION.

**Legend**

**Consultants**

**Client**

A Mourched & G Mourched
ABN 94 935 668 270

**Architects**

tony owen ptnrs
Level 2
15-19 Dawn Street
Chippendale NSW 2008
P 9122 9699 2900
F 9122 9699 3018
E info@tonyowen.com.au

Tony Owen Partners Architects Reg. No 7080

**Project**

Leppington

**Project address**
297 BRINGELLY ROAD,
LEPPINGTON NSW 2179

**Key plan**



**Scale**
As indicated

**Date**
19/06/26

**Drawing title**
SITE C - LEVEL 18

**Project no.** 1111 **Drawing no.** **Rev.**
Drawn TL A164 A

**Drawing status**
SSD SUBMISSION

19/06/2026 3:27:28 PM

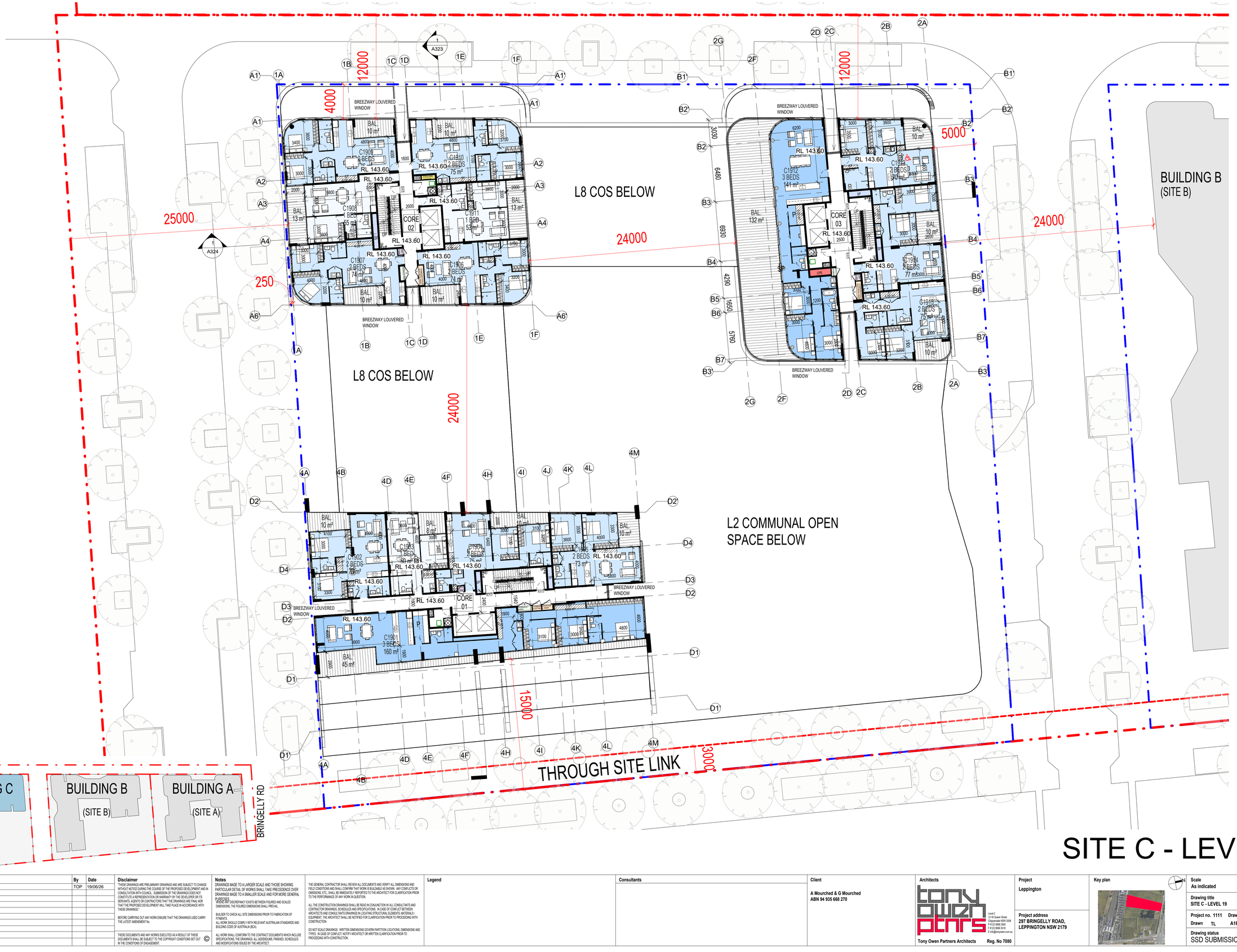


# SITE C - LEVEL 19

| Rev. | Description | By | Date |
|---|---|---|---|
| A | SSD SUBMISSION | TOP | 19/06/26 |

**Disclaimer**

THESE DRAWINGS ARE PRELIMINARY DRAWINGS AND ARE SUBJECT TO CHANGE WITHOUT NOTICE DURING THE COURSE OF THE PROPOSED DEVELOPMENT AND IN CONSULTATION WITH COUNCIL. SUBMISSION OF THE DRAWINGS DOES NOT CONSTITUTE A REPRESENTATION OR WARRANTY BY THE DEVELOPER OR ITS SERVANTS, AGENTS OR CONTRACTORS THAT THE DRAWINGS ARE FINAL NOR THAT THE PROPOSED DEVELOPMENT WILL TAKE PLACE IN ACCORDANCE WITH THESE DRAWINGS.

BEFORE CARRYING OUT ANY WORK ENSURE THAT THE DRAWINGS USED CARRY THE LATEST AMENDMENT No.

THESE DOCUMENTS AND ANY WORKS EXECUTED AS A RESULT OF THESE DOCUMENTS SHALL BE SUBJECT TO THE COPYRIGHT CONDITIONS SET OUT IN THE CONDITIONS OF ENGAGEMENT. ©

**Notes**

DRAWINGS MADE TO A LARGER SCALE AND THOSE SHOWING PARTICULAR DETAIL OF WORKS SHALL TAKE PRECEDENCE OVER DRAWINGS MADE TO A SMALLER SCALE AND FOR MORE GENERAL PURPOSES.

WHERE ANY DISCREPANCY EXISTS BETWEEN FIGURED AND SCALED DIMENSIONS, THE FIGURED DIMENSIONS SHALL PREVAIL.

BUILDER TO CHECK ALL SITE DIMENSIONS PRIOR TO FABRICATION OF FITMENTS.

ALL WORK SHOULD COMPLY WITH RELEVANT AUSTRALIAN STANDARDS AND BUILDING CODE OF AUSTRALIA (BCA).

ALL WORK SHALL CONFORM TO THE CONTRACT DOCUMENTS WHICH INCLUDE SPECIFICATIONS, THE DRAWINGS, ALL ADDENDUMS, PANHES, SCHEDULES AND MODIFICATIONS ISSUED BY THE ARCHITECT.

THE GENERAL CONTRACTOR SHALL REVIEW ALL DOCUMENTS AND VERIFY ALL DIMENSIONS AND FIELD CONDITIONS AND SHALL CONFIRM THAT WORK IS BUILDABLE AS SHOWN. ANY CONFLICTS OR OMISSIONS, ETC., SHALL BE IMMEDIATELY REPORTED TO THE ARCHITECT FOR CLARIFICATION PRIOR TO THE PERFORMANCE OF ANY WORK IN QUESTION.

ALL THE CONSTRUCTION DRAWINGS SHALL BE READ IN CONJUNCTION W ALL CONSULTANTS AND CONTRACTOR DRAWINGS, SCHEDULES AND SPECIFICATIONS. IN CASE OF CONFLICT BETWEEN ARCHITECTS AND CONSULTANTS DRAWINGS IN LOCATING STRUCTURAL ELEMENTS, MATERIALS / EQUIPMENT, THE ARCHITECT SHALL BE NOTIFIED FOR CLARIFICATION PRIOR TO PROCEEDING WITH CONSTRUCTION.

DO NOT SCALE DRAWINGS. WRITTEN DIMENSIONS GOVERN PARTITION LOCATIONS, DIMENSIONS AND TYPES. IN CASE OF CONFLICT, NOTIFY ARCHITECT OR WRITTEN CLARIFICATION PRIOR TO PROCEEDING WITH CONSTRUCTION.

**Legend**

**Consultants**

**Client**

A Mourched & G Mourched
ABN 94 935 668 270

**Architects**

tony owen ptnrs
Level 2
15-19 Dawn Street
Chippendale NSW 2008
P 9122 9666 2900
F 9122 9699 3018
E info@tonyowen.com.au

Tony Owen Partners Architects Reg. No 7080

**Project**

Leppington

**Project address**
297 BRINGELLY ROAD,
LEPPINGTON NSW 2179

**Key plan**



| Scale | Date |
|---|---|
| As indicated | 19/06/26 |

**Drawing title**
SITE C - LEVEL 19

| Project no. 1111 | Drawing no. | Rev. |
|---|---|---|
| Drawn TL | A165 | A |

**Drawing status**
SSD SUBMISSION

16/06/2026 3:26:00 PM

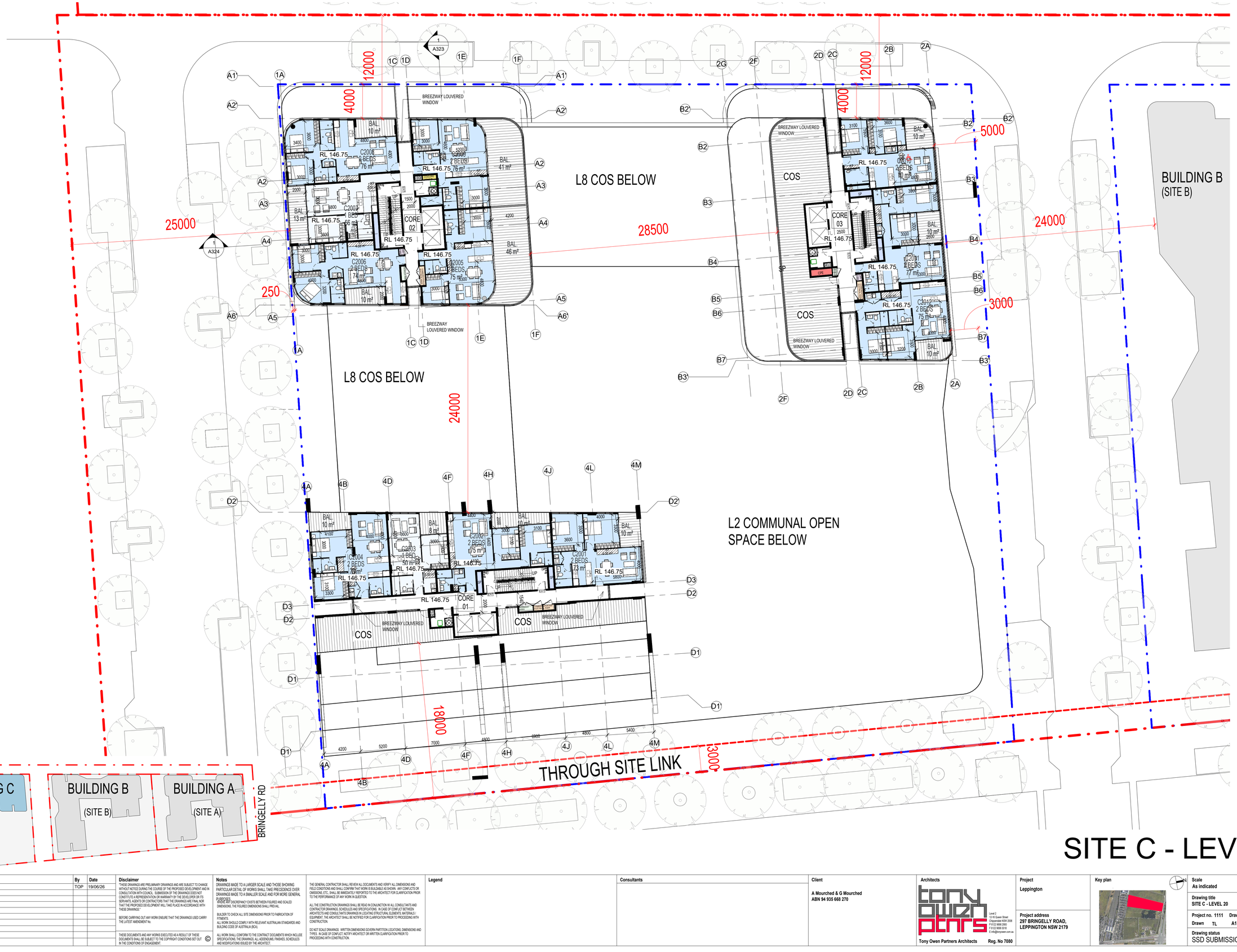


# SITE C - LEVEL 20

| Rev. | Description | By | Date |
|---|---|---|---|
| A | SSD SUBMISSION | TOP | 19/06/26 |

**Disclaimer**

THESE DRAWINGS ARE PRELIMINARY DRAWINGS AND ARE SUBJECT TO CHANGE WITHOUT NOTICE DURING THE COURSE OF THE PROPOSED DEVELOPMENT AND IN CONSULTATION WITH COUNCIL. SUBMISSION OF THE DRAWINGS DOES NOT CONSTITUTE A REPRESENTATION OR WARRANTY BY THE DEVELOPER OR ITS SERVANTS, AGENTS OR CONTRACTORS THAT THE DRAWINGS ARE FINAL NOR THAT THE PROPOSED DEVELOPMENT WILL TAKE PLACE IN ACCORDANCE WITH THESE DRAWINGS.

BEFORE CARRYING OUT ANY WORK ENSURE THAT THE DRAWINGS USED CARRY THE LATEST AMENDMENT No.

THESE DOCUMENTS AND ANY WORKS EXECUTED AS A RESULT OF THESE DOCUMENTS SHALL BE SUBJECT TO THE COPYRIGHT CONDITIONS SET OUT IN THE CONDITIONS OF ENGAGEMENT. ©

**Notes**

DRAWINGS MADE TO A LARGER SCALE AND THOSE SHOWING PARTICULAR DETAIL OF WORKS SHALL TAKE PRECEDENCE OVER DRAWINGS MADE TO A SMALLER SCALE AND FOR MORE GENERAL PURPOSES.

WHERE ANY DISCREPANCY EXISTS BETWEEN FIGURED AND SCALED DIMENSIONS, THE FIGURED DIMENSIONS SHALL PREVAIL.

BUILDER TO CHECK ALL SITE DIMENSIONS PRIOR TO FABRICATION OF FITMENTS.

ALL WORK SHOULD COMPLY WITH RELEVANT AUSTRALIAN STANDARDS AND BUILDING CODE OF AUSTRALIA (BCA).

ALL WORK SHALL CONFORM TO THE CONTRACT DOCUMENTS WHICH INCLUDE SPECIFICATIONS, THE DRAWINGS, ALL ADDENDUMS, PANNELS, SCHEDULES AND MODIFICATIONS ISSUED BY THE ARCHITECT.

THE GENERAL CONTRACTOR SHALL REVIEW ALL DOCUMENTS AND VERIFY ALL DIMENSIONS AND FIELD CONDITIONS AND SHALL CONFIRM THAT WORK IS BUILDABLE AS SHOWN. ANY CONFLICTS OR OMISSIONS, ETC., SHALL BE IMMEDIATELY REPORTED TO THE ARCHITECT FOR CLARIFICATION PRIOR TO THE PERFORMANCE OF ANY WORK IN QUESTION.

ALL THE CONSTRUCTION DRAWINGS SHALL BE READ IN CONJUNCTION W ALL CONSULTANTS AND CONTRACTOR DRAWINGS, SCHEDULES AND SPECIFICATIONS. IN CASE OF CONFLICT BETWEEN ARCHITECTS AND CONSULTANTS DRAWINGS IN LOCATING STRUCTURAL ELEMENTS, MATERIALS / EQUIPMENT, THE ARCHITECT SHALL BE NOTIFIED FOR CLARIFICATION PRIOR TO PROCEEDING WITH CONSTRUCTION.

DO NOT SCALE DRAWINGS. WRITTEN DIMENSIONS GOVERN PARTITION LOCATIONS, DIMENSIONS AND TYPES. IN CASE OF CONFLICT, NOTIFY ARCHITECT OR WRITTEN CLARIFICATION PRIOR TO PROCEEDING WITH CONSTRUCTION.

**Legend**

**Consultants**

**Client**

A Mourched & G Mourched
ABN 94 935 668 270

**Architects**

tony owen ptnrs
Level 2
13-15 Dawn Street
Chippendale NSW 2008
P 9122 9699 2900
F 9122 9699 3018
E info@tonyowen.com.au

Tony Owen Partners Architects Reg. No 7080

**Project**

Leppington

**Project address**
297 BRINGELLY ROAD,
LEPPINGTON NSW 2179

**Key plan**



**Scale**
As indicated

**Date**
19/06/26

**Drawing title**
SITE C - LEVEL 20

**Project no.** 1111 **Drawing no.** **Rev.**
**Drawn** TL A166 A

**Drawing status**
SSD SUBMISSION

16/06/2026 3:26:32 PM

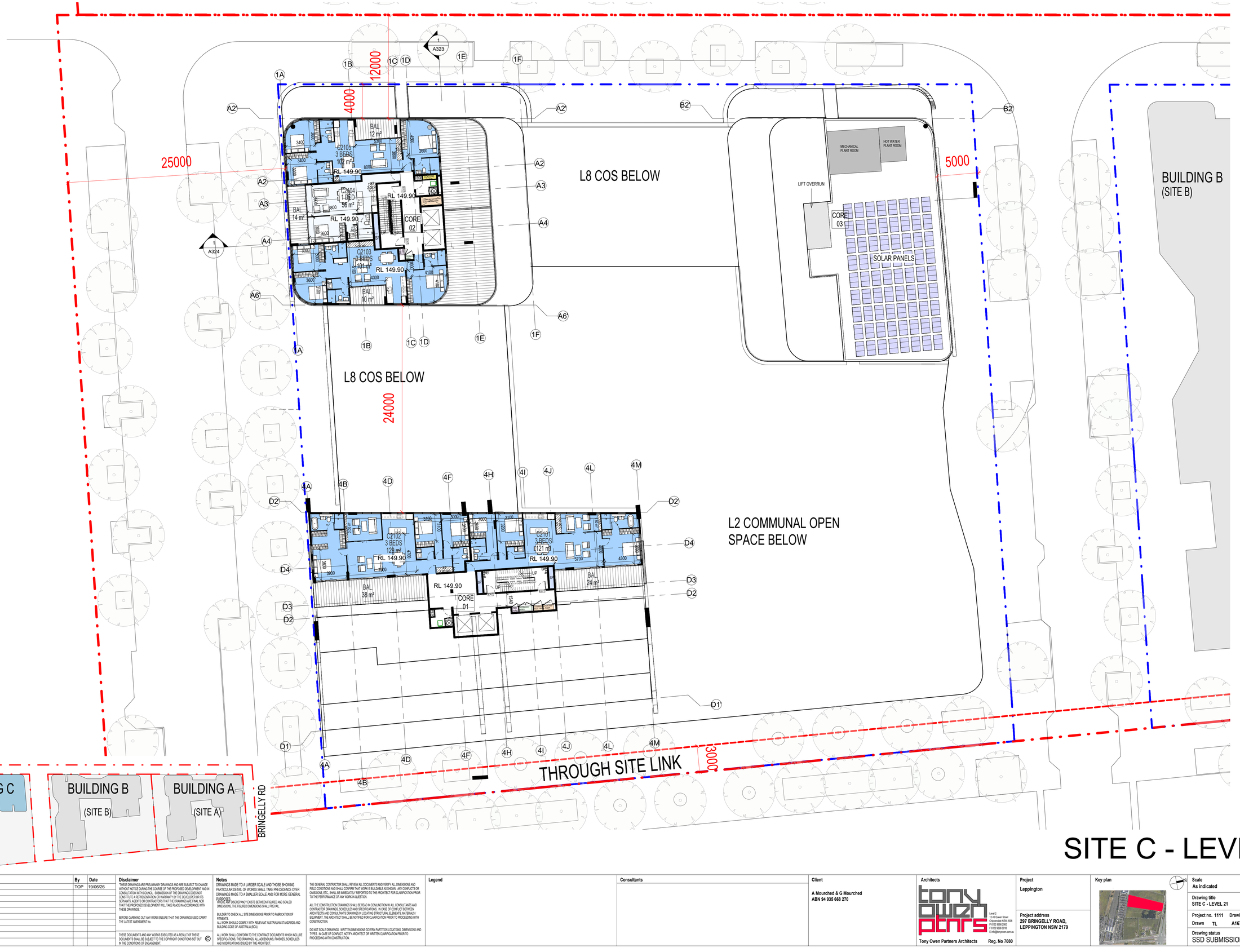


# SITE C - LEVEL 21

| Rev. | Description | By | Date |
|---|---|---|---|
| A | SSD SUBMISSION | TOP | 19/06/26 |

**Disclaimer**

THESE DRAWINGS ARE PRELIMINARY DRAWINGS AND ARE SUBJECT TO CHANGE WITHOUT NOTICE DURING THE COURSE OF THE PROPOSED DEVELOPMENT AND IN CONSULTATION WITH COUNCIL. SUBMISSION OF THE DRAWINGS DOES NOT CONSTITUTE A REPRESENTATION OR WARRANTY BY THE DEVELOPER OR ITS SERVANTS, AGENTS OR CONTRACTORS THAT THE DRAWINGS ARE FINAL NOR THAT THE PROPOSED DEVELOPMENT WILL TAKE PLACE IN ACCORDANCE WITH THESE DRAWINGS.

BEFORE CARRYING OUT ANY WORK ENSURE THAT THE DRAWINGS USED CARRY THE LATEST AMENDMENT No.

THESE DOCUMENTS AND ANY WORKS EXECUTED AS A RESULT OF THESE DOCUMENTS SHALL BE SUBJECT TO THE COPYRIGHT CONDITIONS SET OUT IN THE CONDITIONS OF ENGAGEMENT. ©

**Notes**

DRAWINGS MADE TO A LARGER SCALE AND THOSE SHOWING PARTICULAR DETAIL OF WORKS SHALL TAKE PRECEDENCE OVER DRAWINGS MADE TO A SMALLER SCALE AND FOR MORE GENERAL PURPOSES.

WHERE ANY DISCREPANCY EXISTS BETWEEN FIGURED AND SCALED DIMENSIONS, THE FIGURED DIMENSIONS SHALL PREVAIL.

BUILDER TO CHECK ALL SITE DIMENSIONS PRIOR TO FABRICATION OF FITMENTS.

ALL WORK SHOULD COMPLY WITH RELEVANT AUSTRALIAN STANDARDS AND BUILDING CODE OF AUSTRALIA (BCA).

ALL WORK SHALL CONFORM TO THE CONTRACT DOCUMENTS WHICH INCLUDE SPECIFICATIONS, THE DRAWINGS, ALL ADDENDUMS, FINISHES, SCHEDULES AND MODIFICATIONS ISSUED BY THE ARCHITECT.

THE GENERAL CONTRACTOR SHALL REVIEW ALL DOCUMENTS AND VERIFY ALL DIMENSIONS AND FIELD CONDITIONS AND SHALL CONFIRM THAT WORK IS BUILDABLE AS SHOWN. ANY CONFLICTS OR OMISSIONS, ETC., SHALL BE IMMEDIATELY REPORTED TO THE ARCHITECT FOR CLARIFICATION PRIOR TO THE PERFORMANCE OF ANY WORK IN QUESTION.

ALL THE CONSTRUCTION DRAWINGS SHALL BE READ IN CONJUNCTION W ALL CONSULTANTS AND CONTRACTOR DRAWINGS, SCHEDULES AND SPECIFICATIONS. IN CASE OF CONFLICT BETWEEN ARCHITECTS AND CONSULTANTS DRAWINGS IN LOCATING STRUCTURAL ELEMENTS, MATERIALS / EQUIPMENT, THE ARCHITECT SHALL BE NOTIFIED FOR CLARIFICATION PRIOR TO PROCEEDING WITH CONSTRUCTION.

DO NOT SCALE DRAWINGS. WRITTEN DIMENSIONS GOVERN PARTITION LOCATIONS, DIMENSIONS AND TYPES. IN CASE OF CONFLICT, NOTIFY ARCHITECT OR WRITTEN CLARIFICATION PRIOR TO PROCEEDING WITH CONSTRUCTION.

**Legend**

**Consultants**

**Client**

A Mourched & G Mourched
ABN 94 935 668 270

**Architects**

tony owen ptnrs
Level 2
13-15 Dawn Street
Chippendale NSW 2008
P 9122 9666 2900
F 9122 9699 3018
E info@tonyowen.com.au

Tony Owen Partners Architects Reg. No 7080

**Project**

Leppington

**Project address**
297 BRINGELLY ROAD,
LEPPINGTON NSW 2179

**Key plan**



| Scale | Date |
|---|---|
| As indicated | 19/06/26 |

Drawing title
SITE C - LEVEL 21

| Project no. 1111 | Drawing no. | Rev. |
|---|---|---|
| Drawn TL | A167 | A |

Drawing status
SSD SUBMISSION

16/06/2026 3:29:01 PM

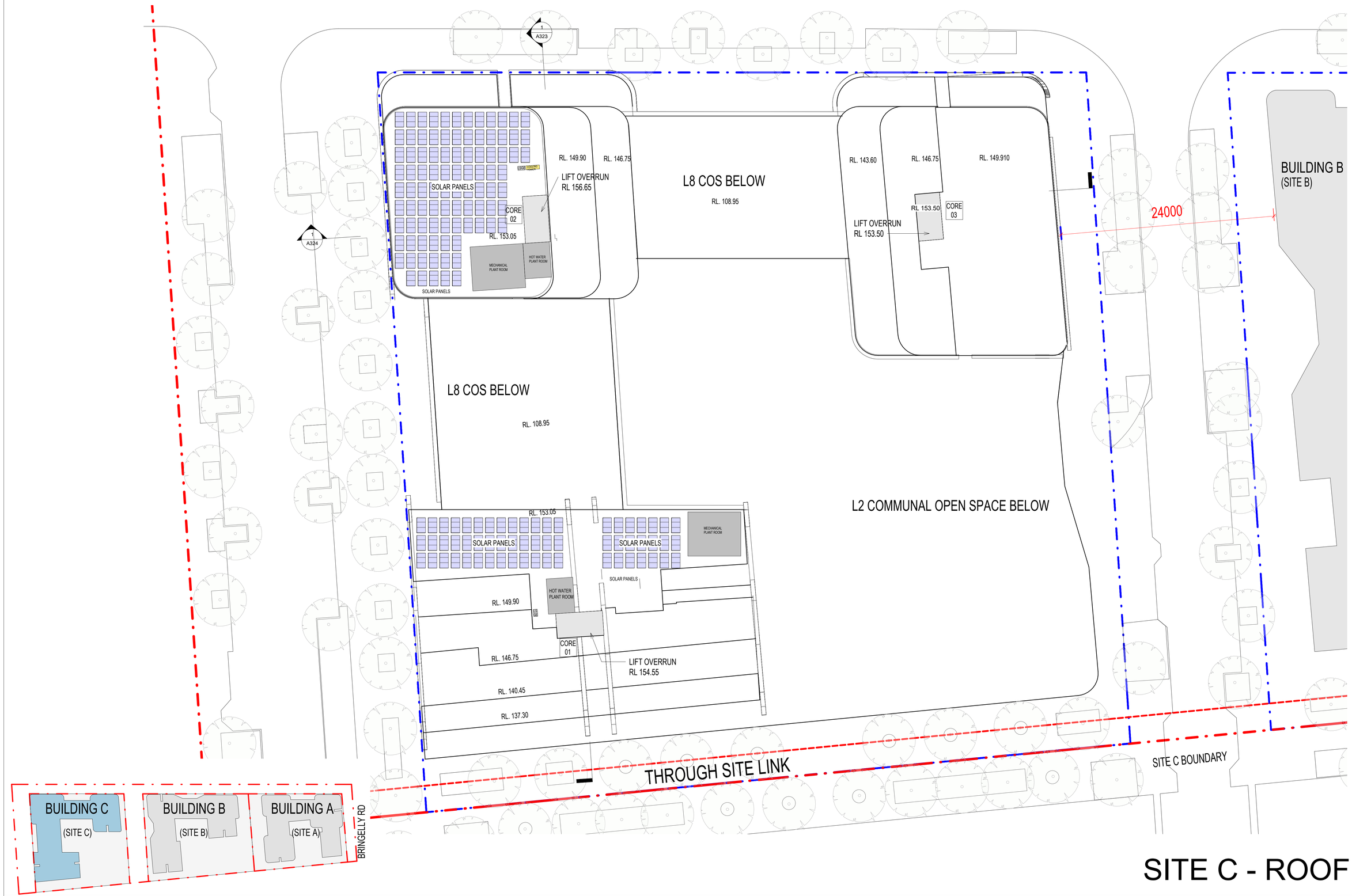


# SITE C - ROOF PLAN

| Rev. | Description | By | Date |
|---|---|---|---|
| A | SSD SUBMISSION | TOP | 19/06/26 |

**Disclaimer**

THESE DRAWINGS ARE PRELIMINARY DRAWINGS AND ARE SUBJECT TO CHANGE WITHOUT NOTICE DURING THE COURSE OF THE PROPOSED DEVELOPMENT AND IN CONSULTATION WITH COUNCIL. SUBMISSION OF THE DRAWINGS DOES NOT CONSTITUTE A REPRESENTATION OR WARRANTY BY THE DEVELOPER OR ITS SERVANTS, AGENTS OR CONTRACTORS THAT THE DRAWINGS ARE FINAL NOR THAT THE PROPOSED DEVELOPMENT WILL TAKE PLACE IN ACCORDANCE WITH THESE DRAWINGS."

BEFORE CARRYING OUT ANY WORK ENSURE THAT THE DRAWINGS USED CARRY THE LATEST AMENDMENT No.

THESE DOCUMENTS AND ANY WORKS EXECUTED AS A RESULT OF THESE DOCUMENTS SHALL BE SUBJECT TO THE COPYRIGHT CONDITIONS SET OUT IN THE CONDITIONS OF ENGAGEMENT. ©

**Notes**

DRAWINGS MADE TO A LARGER SCALE AND THOSE SHOWING PARTICULAR DETAIL OF WORKS SHALL TAKE PRECEDENCE OVER DRAWINGS MADE TO A SMALLER SCALE AND FOR MORE GENERAL PURPOSES.

WHERE ANY DISCREPANCY EXISTS BETWEEN FIGURED AND SCALED DIMENSIONS, THE FIGURED DIMENSIONS SHALL PREVAIL.

BUILDER TO CHECK ALL SITE DIMENSIONS PRIOR TO FABRICATION OF ITEMS ETC.

ALL WORK SHOULD COMPLY WITH RELEVANT AUSTRALIAN STANDARDS AND BUILDING CODE OF AUSTRALIA (BCA).

ALL WORK SHALL CONFORM TO THE CONTRACT DOCUMENTS WHICH INCLUDE SPECIFICATIONS, THE DRAWINGS, ALL ADDENDUMS, FINISHES, SCHEDULES AND MODIFICATIONS ISSUED BY THE ARCHITECT.

THE GENERAL CONTRACTOR SHALL REVIEW ALL DOCUMENTS AND VERIFY ALL DIMENSIONS AND FIELD CONDITIONS AND SHALL CONFIRM THAT WORK IS BUILDABLE AS SHOWN. ANY CONFLICTS OR OMISSIONS, ETC., SHALL BE IMMEDIATELY REPORTED TO THE ARCHITECT FOR CLARIFICATION PRIOR TO THE PERFORMANCE OF ANY WORK IN QUESTION.

ALL THE CONSTRUCTION DRAWINGS SHALL BE READ IN CONJUNCTION W ALL CONSULTANTS AND CONTRACTOR DRAWINGS, SCHEDULES AND SPECIFICATIONS. IN CASE OF CONFLICT BETWEEN ARCHITECTS AND CONSULTANTS DRAWINGS IN LOCATING STRUCTURAL ELEMENTS, MATERIALS / EQUIPMENT, THE ARCHITECT SHALL BE NOTIFIED FOR CLARIFICATION PRIOR TO PROCEEDING WITH CONSTRUCTION.

DO NOT SCALE DRAWINGS. WRITTEN DIMENSIONS GOVERN PARTITION LOCATIONS, DIMENSIONS AND TYPES. IN CASE OF CONFLICT, NOTIFY ARCHITECT OR WRITTEN CLARIFICATION PRIOR TO PROCEEDING WITH CONSTRUCTION.

**Legend**

**Consultants**

**Client**

A Mourched & G Mourched
ABN 94 935 668 270

**Architects**

tony owen ptnrs
Level 2
15-19 Queen Street
Chippendale NSW 2008
P (02) 9698 2900
F (02) 9699 3018
E info@tonyowen.com.au
Tony Owen Partners Architects Reg. No 7080

**Project**

Leppington

**Project address**
297 BRINGELLY ROAD,
LEPPINGTON NSW 2179

**Key plan**



**Scale**
As indicated

**Date**
19/06/26

**Drawing title**
SITE C - ROOF PLAN

**Project no.** 1111 **Drawing no.** A168 **Rev.** A

**Drawn** TL

**Drawing status**
SSD SUBMISSION

16/06/2026 3:29:24 PM

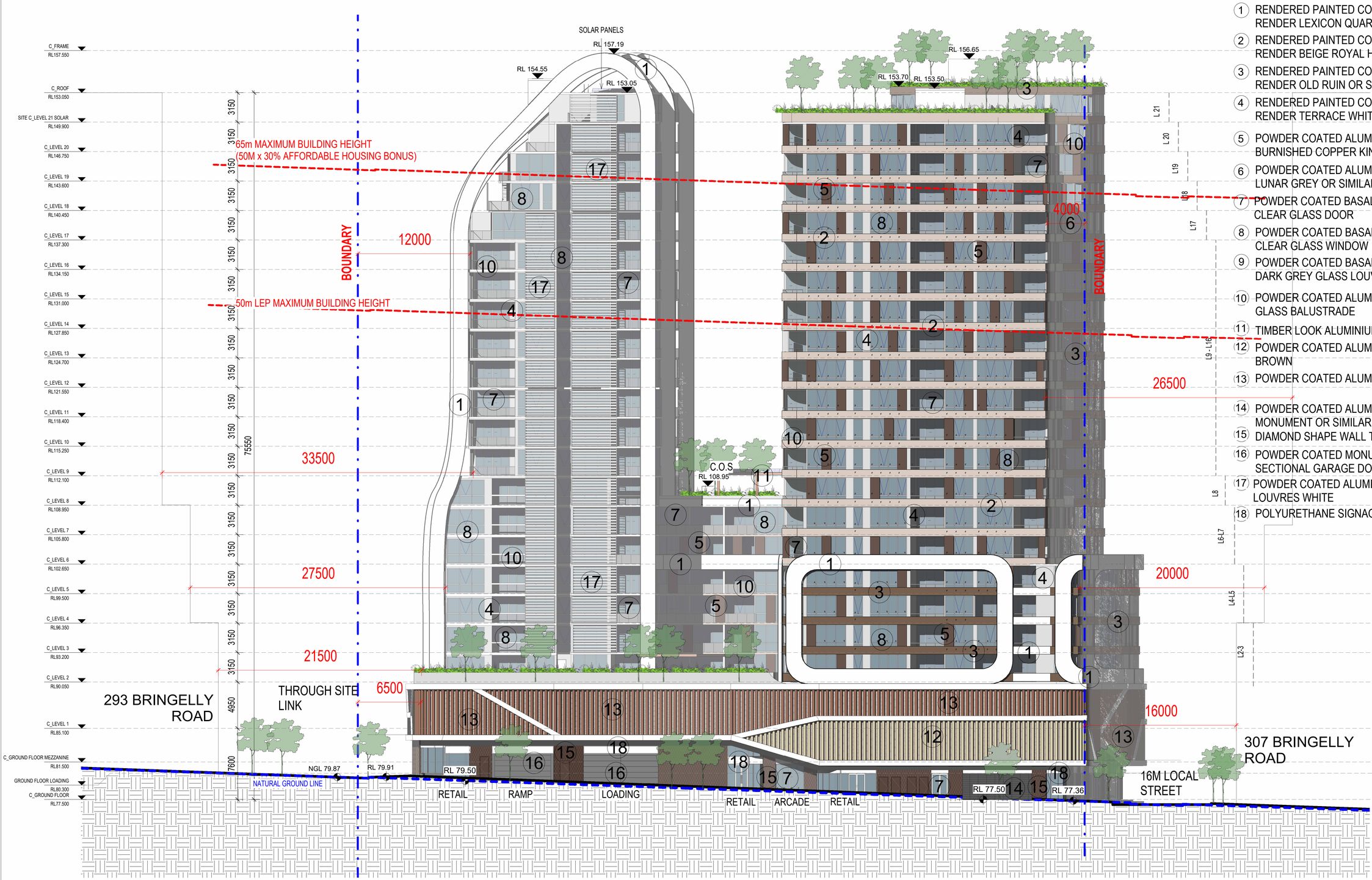


# EXTERNAL FINISHES LEGEND

1. RENDERED PAINTED CONCRETE - DULUX ACYLIC RENDER LEXICON QUARTER OR SIMILAR
2. RENDERED PAINTED CONCRETE - DULUX ACYLIC RENDER BEIGE ROYAL HALF OR SIMILAR
3. RENDERED PAINTED CONCRETE - DULUX ACYLIC RENDER OLD RUIN OR SIMILAR
4. RENDERED PAINTED CONCRETE - DULUX ACYLIC RENDER TERRACE WHITE OR SIMILAR
5. POWDER COATED ALUMINIUM LOUVRES BURNISHED COPPER KINETIC OR SIMILAR
6. POWDER COATED ALUMINIUM LOUVRES LUNAR GREY OR SIMILAR
7. POWDER COATED BASALT ALUMINIUM FRAMED CLEAR GLASS DOOR
8. POWDER COATED BASALT ALUMINIUM FRAMED CLEAR GLASS WINDOW
9. POWDER COATED BASALT ALUMINIUM FRAMED DARK GREY GLASS LOUVER WINDOW
10. POWDER COATED ALUMINIUM FRAMED CLEAR GLASS BALUSTRADE
11. TIMBER LOOK ALUMINIUM PERGOLAR
12. POWDER COATED ALUMINUM TUBE LIGHT BROWN
13. POWDER COATED ALUMINUM TUBE BROWN
14. POWDER COATED ALUMINIUM LOUVRE - MONUMENT OR SIMILAR
15. DIAMOND SHAPE WALL TILES - CHOCOLATE BROWN
16. POWDER COATED MONUMENT ALUMINIUM SECTIONAL GARAGE DOOR.
17. POWDER COATED ALUMINIUM HORIZONTAL LOUVRES WHITE
18. POLYURETHANE SIGNAGE

# SITE C NORTH ELEVATION

| Rev. | Description | By | Date |
|---|---|---|---|
| A | SSD SUBMISSION | | 19/06/26 |

**Disclaimer**

"THESE DRAWINGS ARE PRELIMINARY DRAWINGS AND ARE SUBJECT TO CHANGE WITHOUT NOTICE DURING THE COURSE OF THE PROPOSED DEVELOPMENT AND IN CONSULTATION WITH COUNCIL. SUBMISSION OF THE DRAWINGS DOES NOT CONSTITUTE A REPRESENTATION OR WARRANTY BY THE DEVELOPER OR ITS SERVANTS, AGENTS OR CONTRACTORS THAT THE DRAWINGS ARE FINAL NOR THAT THE PROPOSED DEVELOPMENT WILL TAKE PLACE IN ACCORDANCE WITH THESE DRAWINGS."

BEFORE CARRYING OUT ANY WORK ENSURE THAT THE DRAWINGS USED CARRY THE LATEST AMENDMENT No.

THESE DOCUMENTS AND ANY WORKS EXECUTED AS A RESULT OF THESE DOCUMENTS SHALL BE SUBJECT TO THE COPYRIGHT CONDITIONS SET OUT IN THE CONDITIONS OF ENGAGEMENT. ©

**Notes**

DRAWINGS MADE TO A LARGER SCALE AND THOSE SHOWING PARTICULAR DETAIL OF WORKS SHALL TAKE PRECEDENCE OVER DRAWINGS MADE TO A SMALLER SCALE AND FOR MORE GENERAL PURPOSES.

WHERE ANY DISCREPANCY EXISTS BETWEEN FIGURED AND SCALED DIMENSIONS, THE FIGURED DIMENSIONS SHALL PREVAIL.

BUILDER TO CHECK ALL SITE DIMENSIONS PRIOR TO FABRICATION OF FITMENTS.

ALL WORK SHOULD COMPLY WITH RELEVANT AUSTRALIAN STANDARDS AND BUILDING CODE OF AUSTRALIA (BCA).

ALL WORK SHALL CONFORM TO THE CONTRACT DOCUMENTS WHICH INCLUDE SPECIFICATIONS, THE DRAWINGS, ALL ADDENDUMS, FINISHES, SCHEDULES AND MODIFICATIONS ISSUED BY THE ARCHITECT.

THE GENERAL CONTRACTOR SHALL REVIEW ALL DOCUMENTS AND VERIFY ALL DIMENSIONS AND FIELD CONDITIONS AND SHALL CONFIRM THAT WORK IS BUILDABLE AS SHOWN. ANY CONFLICTS OR OMISSIONS, ETC., SHALL BE IMMEDIATELY REPORTED TO THE ARCHITECT FOR CLARIFICATION PRIOR TO THE PERFORMANCE OF ANY WORK IN QUESTION.

ALL THE CONSTRUCTION DRAWINGS SHALL BE READ IN CONJUNCTION W ALL CONSULTANTS AND CONTRACTOR DRAWINGS, SCHEDULES AND SPECIFICATIONS. IN CASE OF CONFLICT BETWEEN ARCHITECTS AND CONSULTANTS DRAWINGS IN LOCATING STRUCTURAL ELEMENTS, MATERIALS / EQUIPMENT, THE ARCHITECT SHALL BE NOTIFIED FOR CLARIFICATION PRIOR TO PROCEEDING WITH CONSTRUCTION.

DO NOT SCALE DRAWINGS. WRITTEN DIMENSIONS GIVEN PARTITION LOCATIONS, DIMENSIONS AND TYPES. IN CASE OF CONFLICT, NOTIFY ARCHITECT OR WRITTEN CLARIFICATION PRIOR TO PROCEEDING WITH CONSTRUCTION.

**Legend**

**Consultants**

**Client**

A Mourched & G Mourched
ABN 94 935 668 270

**Architects**

tony owen ptnrs
Level 2
13-16 Queen Street
Chippendale NSW 2008
P 9122 9698 2900
F 9122 9698 3018
E info@tonyowen.com.au
Tony Owen Partners Architects Reg. No 7080

**Project**

Leppington

**Project address**

297 BRINGELLY ROAD,
LEPPINGTON NSW 2179

**Key plan**



**Scale** 1 : 200

**Date** 19/06/26

**Drawing title**
SITE C NORTH ELEVATION

Project no. 1078 Drawing no. A220 Rev. A

Drawn TL

**Drawing status**
SSD SUBMISSION

16/06/2026 4:46:37 PM

# EXTERNAL FINISHES LEGEND

1. RENDERED PAINTED CONCRETE - DULUX ACYLIC RENDER LEXICON QUARTER OR SIMILAR
2. RENDERED PAINTED CONCRETE - DULUX ACYLIC RENDER BEIGE ROYAL HALF OR SIMILAR
3. RENDERED PAINTED CONCRETE - DULUX ACYLIC RENDER OLD RUIN OR SIMILAR
4. RENDERED PAINTED CONCRETE - DULUX ACYLIC RENDER TERRACE WHITE OR SIMILAR
5. POWDER COATED ALUMINIUM LOUVRES BURNISHED COPPER KINETIC OR SIMILAR
6. POWDER COATED ALUMINIUM LOUVRES LUNAR GREY OR SIMILAR
7. POWDER COATED BASALT ALUMINIUM FRAMED CLEAR GLASS DOOR
8. POWDER COATED BASALT ALUMINIUM FRAMED CLEAR GLASS WINDOW
9. POWDER COATED BASALT ALUMINIUM FRAMED DARK GREY GLASS LOUVER WINDOW
10. POWDER COATED ALUMINIUM FRAMED CLEAR GLASS BALUSTRADE
11. TIMBER LOOK ALUMINIUM PERGOLAR
12. POWDER COATED ALUMINUM TUBE LIGHT BROWN
13. POWDER COATED ALUMINUM TUBE BROWN
14. POWDER COATED ALUMINIUM LOUVRE - MONUMENT OR SIMILAR
15. DIAMOND SHAPE WALL TILES - CHOCOLATE BROWN
16. POWDER COATED MONUMENT ALUMINIUM SECTIONAL GARAGE DOOR.
17. POWDER COATED ALUMINIUM HORIZONTAL LOUVRES WHITE
18. POLYURETHANE SIGNAGE




# SITE C SOUTH ELEVATION

| Rev. | Description | By | Date |
|---|---|---|---|
| A | SSD SUBMISSION | | 19/06/26 |

**Disclaimer**

THESE DRAWINGS ARE PRELIMINARY DRAWINGS AND ARE SUBJECT TO CHANGE WITHOUT NOTICE DURING THE COURSE OF THE PROPOSED DEVELOPMENT AND IN CONSULTATION WITH COUNCIL. SUBMISSION OF THE DRAWINGS DOES NOT CONSTITUTE A REPRESENTATION OR WARRANTY BY THE DEVELOPER OR ITS SERVANTS, AGENTS OR CONTRACTORS THAT THE DRAWINGS ARE FINAL NOR THAT THE PROPOSED DEVELOPMENT WILL TAKE PLACE IN ACCORDANCE WITH THESE DRAWINGS.

BEFORE CARRYING OUT ANY WORK ENSURE THAT THE DRAWINGS USED CARRY THE LATEST AMENDMENT No.

THESE DOCUMENTS AND ANY WORKS EXECUTED AS A RESULT OF THESE DOCUMENTS SHALL BE SUBJECT TO THE COPYRIGHT CONDITIONS SET OUT IN THE CONDITIONS OF ENGAGEMENT. ©

**Notes**

DRAWINGS MADE TO A LARGER SCALE AND THOSE SHOWING PARTICULAR DETAIL OF WORKS SHALL TAKE PRECEDENCE OVER DRAWINGS MADE TO A SMALLER SCALE AND FOR MORE GENERAL PURPOSES

WHERE ANY DISCREPANCY EXISTS BETWEEN FIGURED AND SCALED DIMENSIONS, THE FIGURED DIMENSIONS SHALL PREVAIL.

BUILDER TO CHECK ALL SITE DIMENSIONS PRIOR TO FABRICATION OF ELEMENTS.

ALL WORK SHOULD COMPLY WITH RELEVANT AUSTRALIAN STANDARDS AND BUILDING CODE OF AUSTRALIA (BCA).

ALL WORK SHALL CONFORM TO THE CONTRACT DOCUMENTS WHICH INCLUDE SPECIFICATIONS, THE DRAWINGS, ALL ADDENDUMS, FINISHES, SCHEDULES AND MODIFICATIONS ISSUED BY THE ARCHITECT.

THE GENERAL CONTRACTOR SHALL REVIEW ALL DOCUMENTS AND VERIFY ALL DIMENSIONS AND FIELD CONDITIONS AND SHALL CONFIRM THAT WORK IS BUILDABLE AS SHOWN. ANY CONFLICTS OR OMISSIONS, ETC., SHALL BE IMMEDIATELY REPORTED TO THE ARCHITECT FOR CLARIFICATION PRIOR TO THE PERFORMANCE OF ANY WORK IN QUESTION.

ALL THE CONSTRUCTION DRAWINGS SHALL BE READ IN CONJUNCTION W/ ALL CONSULTANTS AND CONTRACTOR DRAWINGS, SCHEDULES AND SPECIFICATIONS. IN CASE OF CONFLICT BETWEEN ARCHITECTS AND CONSULTANTS DRAWINGS IN LOCATING STRUCTURAL ELEMENTS, MATERIALS / EQUIPMENT, THE ARCHITECT SHALL BE NOTIFIED FOR CLARIFICATION PRIOR TO PROCEEDING WITH CONSTRUCTION.

DO NOT SCALE DRAWINGS. WRITTEN DIMENSIONS GOVERN PARTITION LOCATIONS, DIMENSIONS AND TYPES. IN CASE OF CONFLICT, NOTIFY ARCHITECT OR WRITTEN CLARIFICATION PRIOR TO PROCEEDING WITH CONSTRUCTION.

**Legend**

**Consultants**

**Client**

A Mourched & G Mourched
ABN 94 935 668 270

**Architects**

tony owen ptnrs
Tony Owen Partners Architects Reg. No 7080
Level 2 12-16 Queen Street Chippendale NSW 2008
P 8122 9666 2900
F 8122 9699 3018
info@tonyowen.com.au

**Project**

Leppington

**Project address**

297 BRINGELLY ROAD, LEPPINGTON NSW 2179

**Key plan**



| Scale | Date |
|---|---|
| 1 : 200 | 19/06/26 |

**Drawing title**
SITE C SOUTH ELEVATION

| Project no. 1078 | Drawing no. | Rev. |
|---|---|---|
| Drawn TL | A221 | A |

**Drawing status**
SSD SUBMISSION

16/06/2026 4:47:37 PM

# EXTERNAL FINISHES LEGEND

1. RENDERED PAINTED CONCRETE - DULUX ACYLIC RENDER LEXICON QUARTER OR SIMILAR
2. RENDERED PAINTED CONCRETE - DULUX ACYLIC RENDER BEIGE ROYAL HALF OR SIMILAR
3. RENDERED PAINTED CONCRETE - DULUX ACYLIC RENDER OLD RUIN OR SIMILAR
4. RENDERED PAINTED CONCRETE - DULUX ACYLIC RENDER TERRACE WHITE OR SIMILAR
5. POWDER COATED ALUMINIUM LOUVRES BURNISHED COPPER KINETIC OR SIMILAR
6. POWDER COATED ALUMINIUM LOUVRES LUNAR GREY OR SIMILAR
7. POWDER COATED BASALT ALUMINIUM FRAMED CLEAR GLASS DOOR
8. POWDER COATED BASALT ALUMINIUM FRAMED CLEAR GLASS WINDOW
9. POWDER COATED BASALT ALUMINIUM FRAMED DARK GREY GLASS LOUVER WINDOW
10. POWDER COATED ALUMINIUM FRAMED CLEAR GLASS BALUSTRADE
11. TIMBER LOOK ALUMINIUM PERGOLAR
12. POWDER COATED ALUMINUM TUBE LIGHT BROWN
13. POWDER COATED ALUMINUM TUBE BROWN
14. POWDER COATED ALUMINIUM LOUVRE - MONUMENT OR SIMILAR
15. DIAMOND SHAPE WALL TILES - CHOCOLATE BROWN
16. POWDER COATED MONUMENT ALUMINIUM SECTIONAL GARAGE DOOR.
17. POWDER COATED ALUMINIUM HORIZONTAL LOUVRES WHITE
18. POLYURETHANE SIGNAGE




# SITE C EAST ELEVATION

| Rev. | Description | By | Date |
|---|---|---|---|
| A | SSD SUBMISSION | | 19/06/26 |

**Disclaimer**

"THESE DRAWINGS ARE PRELIMINARY DRAWINGS AND ARE SUBJECT TO CHANGE WITHOUT NOTICE DURING THE COURSE OF THE PROPOSED DEVELOPMENT AND IN CONSULTATION WITH COUNCIL. SUBMISSION OF THE DRAWINGS DOES NOT CONSTITUTE A REPRESENTATION OR WARRANTY BY THE DEVELOPER OR ITS SERVANTS, AGENTS OR CONTRACTORS THAT THE DRAWINGS ARE FINAL NOR THAT THE PROPOSED DEVELOPMENT WILL TAKE PLACE IN ACCORDANCE WITH THESE DRAWINGS."

BEFORE CARRYING OUT ANY WORK ENSURE THAT THE DRAWINGS USED CARRY THE LATEST AMENDMENT No.

THESE DOCUMENTS AND ANY WORKS EXECUTED AS A RESULT OF THESE DOCUMENTS SHALL BE SUBJECT TO THE COPYRIGHT CONDITIONS SET OUT IN THE CONDITIONS OF ENGAGEMENT. ©

**Notes**

DRAWINGS MADE TO A LARGER SCALE AND THOSE SHOWING PARTICULAR DETAIL OF WORKS SHALL TAKE PRECEDENCE OVER DRAWINGS MADE TO A SMALLER SCALE AND FOR MORE GENERAL PURPOSES.
WHERE ANY DISCREPANCY EXISTS BETWEEN FIGURED AND SCALED DIMENSIONS, THE FIGURED DIMENSIONS SHALL PREVAIL.

BUILDER TO CHECK ALL SITE DIMENSIONS PRIOR TO FABRICATION OF ITEMENTS.
ALL WORK SHOULD COMPLY WITH RELEVANT AUSTRALIAN STANDARDS AND BUILDING CODE OF AUSTRALIA (BCA).

ALL WORK SHALL CONFORM TO THE CONTRACT DOCUMENTS WHICH INCLUDE SPECIFICATIONS, THE DRAWINGS, ALL ADDENDUMS, FINISHES, SCHEDULES AND MODIFICATIONS ISSUED BY THE ARCHITECT.

THE GENERAL CONTRACTOR SHALL REVIEW ALL DOCUMENTS AND VERIFY ALL DIMENSIONS AND FIELD CONDITIONS AND SHALL CONFIRM THAT WORK IS BUILDABLE AS SHOWN. ANY CONFLICTS OR OMISSIONS, ETC., SHALL BE IMMEDIATELY REPORTED TO THE ARCHITECT FOR CLARIFICATION PRIOR TO THE PERFORMANCE OF ANY WORK IN QUESTION.

ALL THE CONSTRUCTION DRAWINGS SHALL BE READ IN CONJUNCTION W ALL CONSULTANTS AND CONTRACTOR DRAWINGS, SCHEDULES AND SPECIFICATIONS. IN CASE OF CONFLICT BETWEEN ARCHITECTS AND CONSULTANTS DRAWINGS IN LOCATING STRUCTURAL ELEMENTS, MATERIALS EQUIPMENT, THE ARCHITECT SHALL BE NOTIFIED FOR CLARIFICATION PRIOR TO PROCEEDING WITH CONSTRUCTION.

DO NOT SCALE DRAWINGS. WRITTEN DIMENSIONS GOVERN PARTITION LOCATIONS, DIMENSIONS AND TYPES. IN CASE OF CONFLICT, NOTIFY ARCHITECT OR WRITTEN CLARIFICATION PRIOR TO PROCEEDING WITH CONSTRUCTION.

**Legend**

**Consultants**

**Client**

A Mourched & G Mourched
ABN 94 935 668 270

**Architects**

tony owen ptnrs
Level 2
22-46 Queen Street
Chippendale NSW 2008
P 9322 9666 2900
F 9322 9666 3016
E info@tonyowen.com.au

Tony Owen Partners Architects Reg. No 7080

**Project**

Leppington

**Project address**
297 BRINGELLY ROAD,
LEPPINGTON NSW 2179

**Key plan**



| | |
|---|---|
| Scale | 1 : 200 |
| Date | 19/06/26 |
| Drawing title | SITE C EAST ELEVATION |
| Project no. | 1078 |
| Drawing no. | A222 |
| Rev. | A |
| Drawn | TL |
| Drawing status | SSD SUBMISSION |

16/06/2026 4:49:04 PM

# EXTERNAL FINISHES LEGEND

1. RENDERED PAINTED CONCRETE - DULUX ACYLIC RENDER LEXICON QUARTER OR SIMILAR
2. RENDERED PAINTED CONCRETE - DULUX ACYLIC RENDER BEIGE ROYAL HALF OR SIMILAR
3. RENDERED PAINTED CONCRETE - DULUX ACYLIC RENDER OLD RUIN OR SIMILAR
4. RENDERED PAINTED CONCRETE - DULUX ACYLIC RENDER TERRACE WHITE OR SIMILAR
5. POWDER COATED ALUMINIUM LOUVRES BURNISHED COPPER KINETIC OR SIMILAR
6. POWDER COATED ALUMINIUM LOUVRES LUNAR GREY OR SIMILAR
7. POWDER COATED BASALT ALUMINIUM FRAMED CLEAR GLASS DOOR
8. POWDER COATED BASALT ALUMINIUM FRAMED CLEAR GLASS WINDOW
9. POWDER COATED BASALT ALUMINIUM FRAMED DARK GREY GLASS LOUVER WINDOW
10. POWDER COATED ALUMINIUM FRAMED CLEAR GLASS BALUSTRADE
11. TIMBER LOOK ALUMINIUM PERGOLAR
12. POWDER COATED ALUMINUM TUBE LIGHT BROWN
13. POWDER COATED ALUMINUM TUBE BROWN
14. POWDER COATED ALUMINIUM LOUVRE - MONUMENT OR SIMILAR
15. DIAMOND SHAPE WALL TILES - CHOCOLATE BROWN
16. POWDER COATED MONUMENT ALUMINIUM SECTIONAL GARAGE DOOR.
17. POWDER COATED ALUMINIUM HORIZONTAL LOUVRES WHITE
18. POLYURETHANE SIGNAGE




# SITE C WEST ELEVATION

| Rev. | Description | By | Date |
|---|---|---|---|
| A | SSD SUBMISSION | | 19/06/26 |

**Disclaimer**

"THESE DRAWINGS ARE PRELIMINARY DRAWINGS AND ARE SUBJECT TO CHANGE WITHOUT NOTICE DURING THE COURSE OF THE PROPOSED DEVELOPMENT AND IN CONSULTATION WITH COUNCIL. SUBMISSION OF THE DRAWINGS DOES NOT CONSTITUTE A REPRESENTATION OR WARRANTY BY THE DEVELOPER OR ITS SERVANTS, AGENTS OR CONTRACTORS THAT THE DRAWINGS ARE FINAL NOR THAT THE PROPOSED DEVELOPMENT WILL TAKE PLACE IN ACCORDANCE WITH THESE DRAWINGS."

BEFORE CARRYING OUT ANY WORK ENSURE THAT THE DRAWINGS USED CARRY THE LATEST AMENDMENT No.

THESE DOCUMENTS AND ANY WORKS EXECUTED AS A RESULT OF THESE DOCUMENTS SHALL BE SUBJECT TO THE COPYRIGHT CONDITIONS SET OUT IN THE CONDITIONS OF ENGAGEMENT. ©

**Notes**

DRAWINGS MADE TO A LARGER SCALE AND THOSE SHOWING PARTICULAR DETAIL OF WORKS SHALL TAKE PRECEDENCE OVER DRAWINGS MADE TO A SMALLER SCALE AND FOR MORE GENERAL PURPOSES.
WHERE ANY DISCREPANCY EXISTS BETWEEN FIGURED AND SCALED DIMENSIONS, THE FIGURED DIMENSIONS SHALL PREVAIL.

BUILDER TO CHECK ALL SITE DIMENSIONS PRIOR TO FABRICATION OF FITMENTS.
ALL WORK SHOULD COMPLY WITH RELEVANT AUSTRALIAN STANDARDS AND BUILDING CODE OF AUSTRALIA (BCA).

ALL WORK SHALL CONFORM TO THE CONTRACT DOCUMENTS WHICH INCLUDE SPECIFICATIONS, THE DRAWINGS, ALL ADDENDUMS, FINISHES, SCHEDULES AND MODIFICATIONS ISSUED BY THE ARCHITECT.

THE GENERAL CONTRACTOR SHALL REVIEW ALL DOCUMENTS AND VERIFY ALL DIMENSIONS AND FIELD CONDITIONS AND SHALL CONFIRM THAT WORK IS BUILDABLE AS SHOWN. ANY CONFLICTS OR OMISSIONS, ETC. SHALL BE IMMEDIATELY REPORTED TO THE ARCHITECT FOR CLARIFICATION PRIOR TO THE PERFORMANCE OF ANY WORK IN QUESTION.

ALL THE CONSTRUCTION DRAWINGS SHALL BE READ IN CONJUNCTION W ALL CONSULTANTS AND CONTRACTOR DRAWINGS, SCHEDULES AND SPECIFICATIONS. IN CASE OF CONFLICT BETWEEN ARCHITECTS AND CONSULTANTS DRAWINGS IN LOCATING STRUCTURAL ELEMENTS, MATERIALS / EQUIPMENT, THE ARCHITECT SHALL BE NOTIFIED FOR CLARIFICATION PRIOR TO PROCEEDING WITH CONSTRUCTION.

DO NOT SCALE DRAWINGS. WRITTEN DIMENSIONS GOVERN PARTITION LOCATIONS, DIMENSIONS AND TYPES. IN CASE OF CONFLICT, NOTIFY ARCHITECT OR WRITTEN CLARIFICATION PRIOR TO PROCEEDING WITH CONSTRUCTION.

**Legend**

**Consultants**

**Client**

A Mourched & G Mourched
ABN 94 935 668 270

**Architects**

tony owen ptnrs
Tony Owen Partners Architects Reg. No 7080
Level 2 12-16 Queen Street Chippendale NSW 2008 P 9122 9699 2900 F 9122 9699 3018 E info@tonyowen.com.au

**Project**

Leppington

**Project address**
297 BRINGELLY ROAD, LEPPINGTON NSW 2179

**Key plan**



**Scale** 1 : 200 **Date** 19/06/26

**Drawing title** SITE C WEST ELEVATION

**Project no.** 1078 **Drawing no.** A223 **Rev.** A

**Drawn** TL

**Drawing status** SSD SUBMISSION

19/06/2026 4:50:01 PM

# SITE C INNER NORTH ELEVATION

## EXTERNAL FINISHES LEGEND

1. RENDERED PAINTED CONCRETE - DULUX ACYLIC RENDER LEXICON QUARTER OR SIMILAR
2. RENDERED PAINTED CONCRETE - DULUX ACYLIC RENDER BEIGE ROYAL HALF OR SIMILAR
3. RENDERED PAINTED CONCRETE - DULUX ACYLIC RENDER OLD RUIN OR SIMILAR
4. RENDERED PAINTED CONCRETE - DULUX ACYLIC RENDER TERRACE WHITE OR SIMILAR
5. POWDER COATED ALUMINIUM LOUVRES BURNISHED COPPER KINETIC OR SIMILAR
6. POWDER COATED ALUMINIUM LOUVRES LUNAR GREY OR SIMILAR
7. POWDER COATED BASALT ALUMINIUM FRAMED CLEAR GLASS DOOR
8. POWDER COATED BASALT ALUMINIUM FRAMED CLEAR GLASS WINDOW
9. POWDER COATED BASALT ALUMINIUM FRAMED DARK GREY GLASS LOUVER WINDOW
10. POWDER COATED ALUMINIUM FRAMED CLEAR GLASS BALUSTRADE
11. TIMBER LOOK ALUMINIUM PERGOLAR
12. POWDER COATED ALUMINUM TUBE LIGHT BROWN
13. POWDER COATED ALUMINUM TUBE BROWN
14. POWDER COATED ALUMINIUM LOUVRE - MONUMENT OR SIMILAR
15. DIAMOND SHAPE WALL TILES - CHOCOLATE BROWN
16. POWDER COATED MONUMENT ALUMINIUM SECTIONAL GARAGE DOOR.
17. POWDER COATED ALUMINIUM HORIZONTAL LOUVRES WHITE
18. POLYURETHANE SIGNAGE

SOLAR PANELS
RL 154.55
RL 153.05
RL 156.65
RL 153.70
BOUNDARY
BOUNDARY
65m MAXIMUM BUILDING HEIGHT
(50M x 30% AFFORDABLE HOUSING BONUS)
50m LEP MAXIMUM BUILDING HEIGHT
33500
28000
22000
27000
24000
18000
C.O.S
RL 109.94
C.O.S
C.O.S
RL 90.06
2 BEDS
MINI-MAJOR
MINI-MAJOR
RETAIL
RETAIL
RETAIL
RETAIL
RETAIL
RETAIL
SUPERMARKET
RL 78.50
CARPARK BASEMENT 1
CARPARK BASEMENT 2
CARPARK BASEMENT 3
CARPARK BASEMENT 4
293 BRINGELLY ROAD
THROUGH SITE LINK
307 BRINGELLY ROAD
16M LOCAL STREET
NGL 81.13
NGL 79.99
NGL 77.25
NATURAL GROUND LINE
C_GROUND FLOOR
RL77.500
C_FRAME RL157.550
C_ROOF RL153.050
SITE C_LEVEL 21 SOLAR RL149.900
C_LEVEL 20 RL146.750
C_LEVEL 19 RL143.600
C_LEVEL 18 RL140.450
C_LEVEL 17 RL137.300
C_LEVEL 16 RL134.150
C_LEVEL 15 RL131.000
C_LEVEL 14 RL127.850
C_LEVEL 13 RL124.700
C_LEVEL 12 RL121.550
C_LEVEL 11 RL118.400
C_LEVEL 10 RL115.250
C_LEVEL 9 RL112.100
C_LEVEL 8 RL108.950
C_LEVEL 7 RL105.800
C_LEVEL 6 RL102.650
C_LEVEL 5 RL99.500
C_LEVEL 4 RL96.350
C_LEVEL 3 RL93.200
C_LEVEL 2 RL90.050
C_LEVEL 1 RL85.100
C_GROUND FLOOR MEZZANINE
GROUND FLOOR LOADING RL80.300
C_GROUND FLOOR RL77.500
C_BASEMENT 1 RL74.500
C_BASEMENT 2 RL71.500
C_BASEMENT 3 RL68.500
C_BASEMENT 4 RL65.500
3150 3150 3150 3150 3150 3150 3150 3150 3150 3150 3150 3150 3150 3150 3150 3150 3150 3150 3150 3150 3150 3150 3150 4950 3600
75550
L21 L20 L19 L18 L17 L9 - L16 L8 L6-L7 L4-L5 L2-3

| Rev. | Description | By | Date |
|---|---|---|---|
| A | SSD SUBMISSION | | 19/06/26 |

**Disclaimer**

"THESE DRAWINGS ARE PRELIMINARY DRAWINGS AND ARE SUBJECT TO CHANGE WITHOUT NOTICE DURING THE COURSE OF THE PROPOSED DEVELOPMENT AND IN CONSULTATION WITH COUNCIL. SUBMISSION OF THE DRAWINGS DOES NOT CONSTITUTE A REPRESENTATION OR WARRANTY BY THE DEVELOPER OR ITS SERVANTS, AGENTS OR CONTRACTORS THAT THE DRAWINGS ARE FINAL NOR THAT THE PROPOSED DEVELOPMENT WILL TAKE PLACE IN ACCORDANCE WITH THESE DRAWINGS."

BEFORE CARRYING OUT ANY WORK ENSURE THAT THE DRAWINGS USED CARRY THE LATEST AMENDMENT No.

THESE DOCUMENTS AND ANY WORKS EXECUTED AS A RESULT OF THESE DOCUMENTS SHALL BE SUBJECT TO THE COPYRIGHT CONDITIONS SET OUT IN THE CONDITIONS OF ENGAGEMENT. ©

**Notes**

DRAWINGS MADE TO A LARGER SCALE AND THOSE SHOWING PARTICULAR DETAIL OF WORKS SHALL TAKE PRECEDENCE OVER DRAWINGS MADE TO A SMALLER SCALE AND FOR MORE GENERAL PURPOSES
WHERE ANY DISCREPANCY EXISTS BETWEEN FIGURED AND SCALED DIMENSIONS, THE FIGURED DIMENSIONS SHALL PREVAIL.

BUILDER TO CHECK ALL SITE DIMENSIONS PRIOR TO FABRICATION OF FITMENTS.
ALL WORK SHOULD COMPLY WITH RELEVANT AUSTRALIAN STANDARDS AND BUILDING CODE OF AUSTRALIA (BCA)

ALL WORK SHALL CONFORM TO THE CONTRACT DOCUMENTS WHICH INCLUDE SPECIFICATIONS, THE DRAWINGS, ALL ADDENDUMS, FINISHES, SCHEDULES AND MODIFICATIONS ISSUED BY THE ARCHITECT.

THE GENERAL CONTRACTOR SHALL REVIEW ALL DOCUMENTS AND VERIFY ALL DIMENSIONS AND FIELD CONDITIONS AND SHALL CONFIRM THAT WORK IS BUILDABLE AS SHOWN. ANY CONFLICTS OR OMISSIONS, ETC., SHALL BE IMMEDIATELY REPORTED TO THE ARCHITECT FOR CLARIFICATION PRIOR TO THE PERFORMANCE OF ANY WORK IN QUESTION.

ALL THE CONSTRUCTION DRAWINGS SHALL BE READ IN CONJUNCTION W ALL CONSULTANTS AND CONTRACTOR DRAWINGS, SCHEDULES AND SPECIFICATIONS. IN CASE OF CONFLICT BETWEEN ARCHITECTS AND CONSULTANTS DRAWINGS IN LOCATING STRUCTURAL ELEMENTS, MATERIALS / EQUIPMENT, THE ARCHITECT SHALL BE NOTIFIED FOR CLARIFICATION PRIOR TO PROCEEDING WITH CONSTRUCTION.

DO NOT SCALE DRAWINGS. WRITTEN DIMENSIONS GOVERN PARTITION LOCATIONS, DIMENSIONS AND TYPES. IN CASE OF CONFLICT, NOTIFY ARCHITECT OR WRITTEN CLARIFICATION PRIOR TO PROCEEDING WITH CONSTRUCTION.

**Legend**

**Consultants**

**Client**

A Mourched & G Mourched
ABN 94 935 668 270

**Architects**

tony owen ptnrs
Level 2
12-16 Queen Street
Chippendale NSW 2008
P 9323 9688 2900
F 9323 9688 3018
E info@tonyowen.com.au
Tony Owen Partners Architects Reg. No 7080

**Project**

Leppington

**Project address**
297 BRINGELLY ROAD,
LEPPINGTON NSW 2179

**Key plan**



| Scale | Date |
|---|---|
| 1 : 200 | 19/06/26 |

Drawing title
SITE C INNER NORTH ELEVATION

| Project no. 1078 | Drawing no. | Rev. |
|---|---|---|
| Drawn TL | A224 | A |

Drawing status
SSD SUBMISSION

17/06/2026 4:51:57 PM

# EXTERNAL FINISHES LEGEND

1. RENDERED PAINTED CONCRETE - DULUX ACYLIC RENDER LEXICON QUARTER OR SIMILAR
2. RENDERED PAINTED CONCRETE - DULUX ACYLIC RENDER BEIGE ROYAL HALF OR SIMILAR
3. RENDERED PAINTED CONCRETE - DULUX ACYLIC RENDER OLD RUIN OR SIMILAR
4. RENDERED PAINTED CONCRETE - DULUX ACYLIC RENDER TERRACE WHITE OR SIMILAR
5. POWDER COATED ALUMINIUM LOUVRES BURNISHED COPPER KINETIC OR SIMILAR
6. POWDER COATED ALUMINIUM LOUVRES LUNAR GREY OR SIMILAR
7. POWDER COATED BASALT ALUMINIUM FRAMED CLEAR GLASS DOOR
8. POWDER COATED BASALT ALUMINIUM FRAMED CLEAR GLASS WINDOW
9. POWDER COATED BASALT ALUMINIUM FRAMED DARK GREY GLASS LOUVER WINDOW
10. POWDER COATED ALUMINIUM FRAMED CLEAR GLASS BALUSTRADE
11. TIMBER LOOK ALUMINIUM PERGOLAR
12. POWDER COATED ALUMINUM TUBE LIGHT BROWN
13. POWDER COATED ALUMINUM TUBE BROWN
14. POWDER COATED ALUMINIUM LOUVRE - MONUMENT OR SIMILAR
15. DIAMOND SHAPE WALL TILES - CHOCOLATE BROWN
16. POWDER COATED MONUMENT ALUMINIUM SECTIONAL GARAGE DOOR.
17. POWDER COATED ALUMINIUM HORIZONTAL LOUVRES WHITE
18. POLYURETHANE SIGNAGE

C_ROOF RL153.050
SITE C_LEVEL 21 SOLAR RL149.900
C_LEVEL 20 RL146.750
C_LEVEL 19 RL143.600
C_LEVEL 18 RL140.450
C_LEVEL 17 RL137.300
C_LEVEL 16 RL134.150
C_LEVEL 15 RL131.000
C_LEVEL 14 RL127.850
C_LEVEL 13 RL124.700
C_LEVEL 12 RL121.550
C_LEVEL 11 RL118.400
C_LEVEL 10 RL115.250
C_LEVEL 9 RL112.100
C_LEVEL 8 RL108.950
C_LEVEL 7 RL105.800
C_LEVEL 6 RL102.650
C_LEVEL 5 RL99.500
C_LEVEL 4 RL96.350
C_LEVEL 3 RL93.200
C_LEVEL 2 RL90.050
C_LEVEL 1 RL85.100
C_GROUND FLOOR MEZZANINE RL81.500
GROUND FLOOR LOADING RL80.300
C_GROUND FLOOR RL77.500
C_BASEMENT 1 RL74.500
C_BASEMENT 2 RL71.500
C_BASEMENT 3 RL68.500
C_BASEMENT 4 RL65.500

BOUNDARY
65m MAXIMUM BUILDING HEIGHT
(50M x 30% AFFORDABLE HOUSING BONUS)
50m LEP MAXIMUM BUILDING HEIGHT
4500
24500
23000
500
RL 153.50
RL 108.95
C.O.S
1 BED
2 BEDS
3 BEDS
CORRIDOR
2700
2400
RL 91.03
FOOD COURT
RETAIL/ MINI-MAJOR CORRIDOR
RL 85.10
MINI-MAJOR
LIFT
SUPERMARKET WASTE ROOM
RETAIL/ SUPERMARKET CORRIDOR RL 78.50
RETAIL
RL 78.50
5700
RETAIL WASTE ROOM
RL 79.20
RETAIL
RL 79.70
DRIVEWAY
CARPARK BASEMENT 1
CARPARK BASEMENT 2
CARPARK BASEMENT 3
NGL 76.91
NGL 77.33
NGL 80.10
NGL 80.90
NATURAL GROUND LINE
307 BRINGELLY ROAD
16M LOCAL STREET
THROUGH SITE LINK.
293 BRINGELLY ROAD

L21 3150
L20 3150
L19 3150
L18 3150
L17 3150
L9-L16 3150 3150 3150 3150 3150 3150 3150 3150
L8 3150
L6-L7 3150 3150
L4-L5 3150 3150
L2-L3 3150 3150
4950
3600
4000
3000 3000 3000

# SITE C INNER SOUTH ELEVATION

| Rev. | Description | By | Date |
|---|---|---|---|
| A | SSD SUBMISSION | | 19/06/26 |

**Disclaimer**
"THESE DRAWINGS ARE PRELIMINARY DRAWINGS AND ARE SUBJECT TO CHANGE WITHOUT NOTICE DURING THE COURSE OF THE PROPOSED DEVELOPMENT AND IN CONSULTATION WITH COUNCIL. SUBMISSION OF THE DRAWINGS DOES NOT CONSTITUTE A REPRESENTATION OR WARRANTY BY THE DEVELOPER OR ITS SERVANTS, AGENTS OR CONTRACTORS THAT THE DRAWINGS ARE FINAL NOR THAT THE PROPOSED DEVELOPMENT WILL TAKE PLACE IN ACCORDANCE WITH THESE DRAWINGS."

BEFORE CARRYING OUT ANY WORK ENSURE THAT THE DRAWINGS USED CARRY THE LATEST AMENDMENT No.

THESE DOCUMENTS AND ANY WORKS EXECUTED AS A RESULT OF THESE DOCUMENTS SHALL BE SUBJECT TO THE COPYRIGHT CONDITIONS SET OUT IN THE CONDITIONS OF ENGAGEMENT. ©

**Notes**
DRAWINGS MADE TO A LARGER SCALE AND THOSE SHOWING PARTICULAR DETAIL OF WORKS SHALL TAKE PRECEDENCE OVER DRAWINGS MADE TO A SMALLER SCALE AND FOR MORE GENERAL PURPOSES
WHERE NOT DISCREPANCY EXISTS BETWEEN FIGURED AND SCALED DIMENSIONS, THE FIGURED DIMENSIONS SHALL PREVAIL.

BUILDER TO CHECK ALL SITE DIMENSIONS PRIOR TO FABRICATION OF FITMENTS.
ALL WORK SHOULD COMPLY WITH RELEVANT AUSTRALIAN STANDARDS AND BUILDING CODE OF AUSTRALIA (BCA).

ALL WORK SHALL CONFORM TO THE CONTRACT DOCUMENTS WHICH INCLUDE SPECIFICATIONS, THE DRAWINGS, ALL ADDENDUMS, FINISHES, SCHEDULES AND MODIFICATIONS ISSUED BY THE ARCHITECT.

THE GENERAL CONTRACTOR SHALL REVIEW ALL DOCUMENTS AND VERIFY ALL DIMENSIONS AND FIELD CONDITIONS AND SHALL CONFIRM THAT WORK IS BUILDABLE AS SHOWN. ANY CONFLICTS OR OMISSIONS, ETC, SHALL BE IMMEDIATELY REPORTED TO THE ARCHITECT FOR CLARIFICATION PRIOR TO THE PERFORMANCE OF ANY WORK IN QUESTION.

ALL THE CONSTRUCTION DRAWINGS SHALL BE READ IN CONJUNCTION W ALL CONSULTANTS AND CONTRACTOR DRAWINGS, SCHEDULES AND SPECIFICATIONS. IN CASE OF CONFLICT BETWEEN ARCHITECTS AND CONSULTANTS DRAWINGS IN LOCATING STRUCTURAL ELEMENTS, MATERIALS / EQUIPMENT, THE ARCHITECT SHALL BE NOTIFIED FOR CLARIFICATION PRIOR TO PROCEEDING WITH CONSTRUCTION.

DO NOT SCALE DRAWINGS. WRITTEN DIMENSIONS GOVERN PARTITION LOCATIONS, DIMENSIONS AND TYPES. IN CASE OF CONFLICT, NOTIFY ARCHITECT OR WRITTEN CLARIFICATION PRIOR TO PROCEEDING WITH CONSTRUCTION.

**Legend**

**Consultants**

**Client**
A Mourched & G Mourched
ABN 94 935 668 270

**Architects**
tony owen ptnrs
Level 2
12-16 Queen Street
Chippendale NSW 2008
P 8122 9699 2900
F 8122 9699 3018
E info@tonyowen.com.au
Tony Owen Partners Architects Reg. No 7080

**Project**
Leppington

**Project address**
297 BRINGELLY ROAD,
LEPPINGTON NSW 2179

**Key plan**

| Scale | Date |
|---|---|
| 1 : 200 | 19/06/26 |

Drawing title
SITE C INNER SOUTH ELEVATION

| Project no. | Drawing no. | Rev. |
|---|---|---|
| 1078 | A225 | A |

Drawn TL

Drawing status
SSD SUBMISSION

16/06/2026 4:53:17 PM

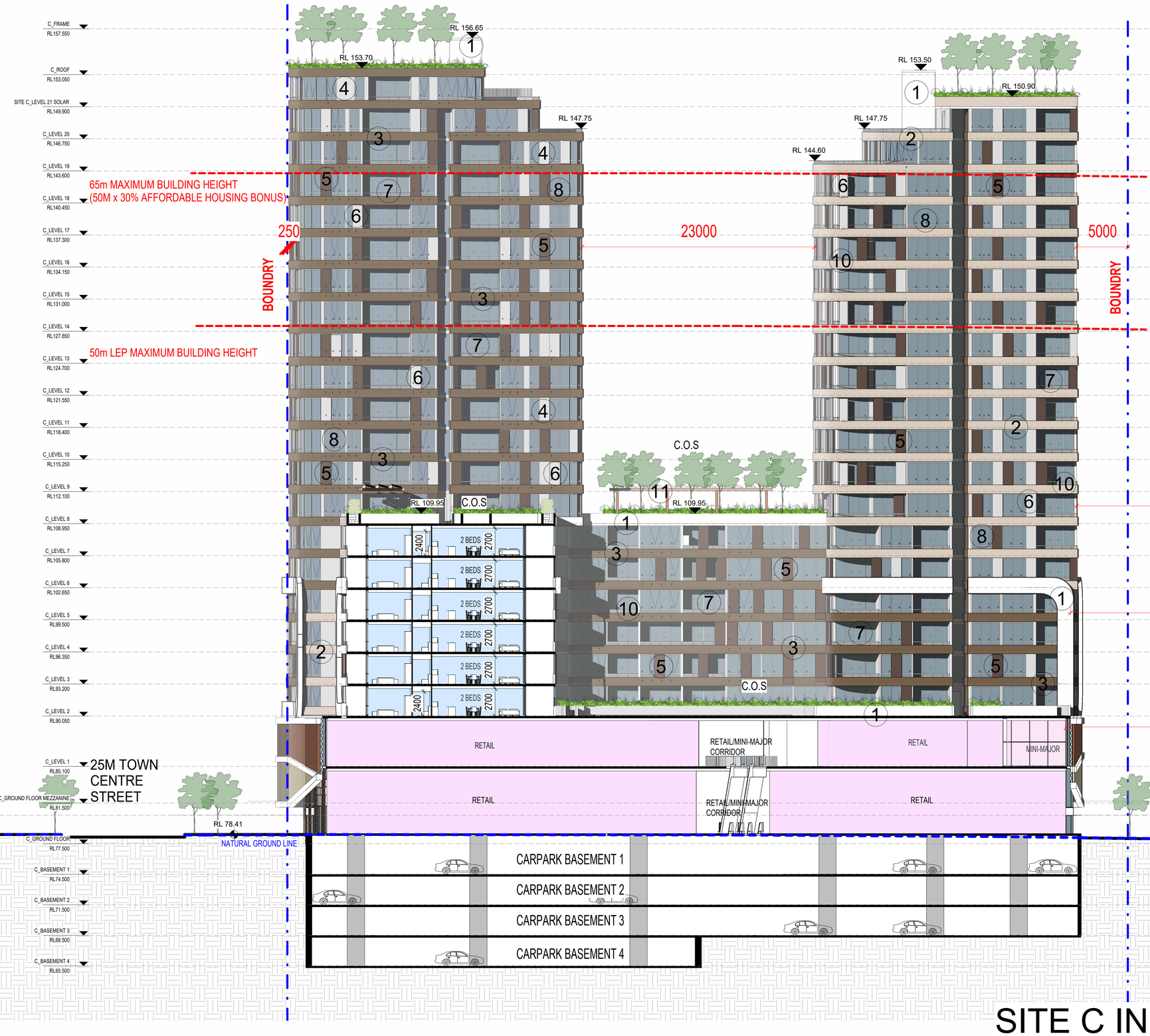


# SITE C INNER EAST ELEVATION

## EXTERNAL FINISHES LEGEND

1. RENDERED PAINTED CONCRETE - DULUX ACYLIC RENDER LEXICON QUARTER OR SIMILAR
2. RENDERED PAINTED CONCRETE - DULUX ACYLIC RENDER BEIGE ROYAL HALF OR SIMILAR
3. RENDERED PAINTED CONCRETE - DULUX ACYLIC RENDER OLD RUIN OR SIMILAR
4. RENDERED PAINTED CONCRETE - DULUX ACYLIC RENDER TERRACE WHITE OR SIMILAR
5. POWDER COATED ALUMINIUM LOUVRES BURNISHED COPPER KINETIC OR SIMILAR
6. POWDER COATED ALUMINIUM LOUVRES LUNAR GREY OR SIMILAR
7. POWDER COATED BASALT ALUMINIUM FRAMED CLEAR GLASS DOOR
8. POWDER COATED BASALT ALUMINIUM FRAMED CLEAR GLASS WINDOW
9. POWDER COATED BASALT ALUMINIUM FRAMED DARK GREY GLASS LOUVER WINDOW
10. POWDER COATED ALUMINIUM FRAMED CLEAR GLASS BALUSTRADE
11. TIMBER LOOK ALUMINIUM PERGOLAR
12. POWDER COATED ALUMINUM TUBE LIGHT BROWN
13. POWDER COATED ALUMINUM TUBE BROWN
14. POWDER COATED ALUMINIUM LOUVRE - MONUMENT OR SIMILAR
15. DIAMOND SHAPE WALL TILES - CHOCOLATE BROWN
16. POWDER COATED MONUMENT ALUMINIUM SECTIONAL GARAGE DOOR.
17. POWDER COATED ALUMINIUM HORIZONTAL LOUVRES WHITE
18. POLYURETHANE SIGNAGE

| Rev. | Description | By | Date |
|---|---|---|---|
| A | SSD SUBMISSION | | 19/06/26 |

**Disclaimer**

"THESE DRAWINGS ARE PRELIMINARY DRAWINGS AND ARE SUBJECT TO CHANGE WITHOUT NOTICE DURING THE COURSE OF THE PROPOSED DEVELOPMENT AND IN CONSULTATION WITH COUNCIL. SUBMISSION OF THE DRAWINGS DOES NOT CONSTITUTE A REPRESENTATION OR WARRANTY BY THE DEVELOPER OR ITS SERVANTS, AGENTS OR CONTRACTORS THAT THE DRAWINGS ARE FINAL NOR THAT THE PROPOSED DEVELOPMENT WILL TAKE PLACE IN ACCORDANCE WITH THESE DRAWINGS."

BEFORE CARRYING OUT ANY WORK ENSURE THAT THE DRAWINGS USED CARRY THE LATEST AMENDMENT No.

THESE DOCUMENTS AND ANY WORKS EXECUTED AS A RESULT OF THESE DOCUMENTS SHALL BE SUBJECT TO THE COPYRIGHT CONDITIONS SET OUT IN THE CONDITIONS OF ENGAGEMENT. ©

**Notes**

DRAWINGS MADE TO A LARGER SCALE AND THOSE SHOWING PARTICULAR DETAIL OF WORKS SHALL TAKE PRECEDENCE OVER DRAWINGS MADE TO A SMALLER SCALE AND FOR MORE GENERAL PURPOSES.
WHERE ANY DISCREPANCY EXISTS BETWEEN FIGURED AND SCALED DIMENSIONS, THE FIGURED DIMENSIONS SHALL PREVAIL.

BUILDER TO CHECK ALL SITE DIMENSIONS PRIOR TO FABRICATION OF FITMENTS.
ALL WORK SHOULD COMPLY WITH RELEVANT AUSTRALIAN STANDARDS AND BUILDING CODE OF AUSTRALIA (BCA).

ALL WORK SHALL CONFORM TO THE CONTRACT DOCUMENTS WHICH INCLUDE SPECIFICATIONS, THE DRAWINGS, ALL ADDENDUMS, FINISHES, SCHEDULES AND MODIFICATIONS ISSUED BY THE ARCHITECT.

THE GENERAL CONTRACTOR SHALL REVIEW ALL DOCUMENTS AND VERIFY ALL DIMENSIONS AND FIELD CONDITIONS AND SHALL CONFIRM THAT WORK IS BUILDABLE AS SHOWN. ANY CONFLICTS OR OMISSIONS, ETC., SHALL BE IMMEDIATELY REPORTED TO THE ARCHITECT FOR CLARIFICATION PRIOR TO THE PERFORMANCE OF ANY WORK IN QUESTION.

ALL THE CONSTRUCTION DRAWINGS SHALL BE READ IN CONJUNCTION W ALL CONSULTANTS AND CONTRACTOR DRAWINGS, SCHEDULES AND SPECIFICATIONS. IN CASE OF CONFLICT BETWEEN ARCHITECTS AND CONSULTANTS DRAWINGS IN LOCATING STRUCTURAL ELEMENTS, MATERIALS / EQUIPMENT, THE ARCHITECT SHALL BE NOTIFIED FOR CLARIFICATION PRIOR TO PROCEEDING WITH CONSTRUCTION.

DO NOT SCALE DRAWINGS. WRITTEN DIMENSIONS GOVERN PARTITION LOCATIONS, DIMENSIONS AND TYPES. IN CASE OF CONFLICT, NOTIFY ARCHITECT OR WRITTEN CLARIFICATION PRIOR TO PROCEEDING WITH CONSTRUCTION.

**Legend**

**Consultants**

**Client**

A Mourched & G Mourched
ABN 94 935 668 270

**Architects**

tony owen ptnrs
Level 2
12-16 Queen Street
Chippendale NSW 2008
P 8122 9696 2900
F 8122 9600 3018
E info@tonyowen.com.au

Tony Owen Partners Architects Reg. No 7080

**Project**

Leppington

Project address
297 BRINGELLY ROAD,
LEPPINGTON NSW 2179

**Key plan**



| Scale | Date |
|---|---|
| 1 : 200 | 19/06/26 |

Drawing title
SITE C INNER EAST ELEVATION

| Project no. | Drawing no. | Rev. |
|---|---|---|
| 1078 | A226 | A |

Drawn TL

Drawing status
SSD SUBMISSION

16/06/2026 4:54:55 PM




# SITE C INNER WEST ELEVATION

## EXTERNAL FINISHES LEGEND

1. RENDERED PAINTED CONCRETE - DULUX ACYLIC RENDER LEXICON QUARTER OR SIMILAR
2. RENDERED PAINTED CONCRETE - DULUX ACYLIC RENDER BEIGE ROYAL HALF OR SIMILAR
3. RENDERED PAINTED CONCRETE - DULUX ACYLIC RENDER OLD RUIN OR SIMILAR
4. RENDERED PAINTED CONCRETE - DULUX ACYLIC RENDER TERRACE WHITE OR SIMILAR
5. POWDER COATED ALUMINIUM LOUVRES BURNISHED COPPER KINETIC OR SIMILAR
6. POWDER COATED ALUMINIUM LOUVRES LUNAR GREY OR SIMILAR
7. POWDER COATED BASALT ALUMINIUM FRAMED CLEAR GLASS DOOR
8. POWDER COATED BASALT ALUMINIUM FRAMED CLEAR GLASS WINDOW
9. POWDER COATED BASALT ALUMINIUM FRAMED DARK GREY GLASS LOUVER WINDOW
10. POWDER COATED ALUMINIUM FRAMED CLEAR GLASS BALUSTRADE
11. TIMBER LOOK ALUMINIUM PERGOLAR
12. POWDER COATED ALUMINUM TUBE LIGHT BROWN
13. POWDER COATED ALUMINUM TUBE BROWN
14. POWDER COATED ALUMINIUM LOUVRE - MONUMENT OR SIMILAR
15. DIAMOND SHAPE WALL TILES - CHOCOLATE BROWN
16. POWDER COATED MONUMENT ALUMINIUM SECTIONAL GARAGE DOOR.
17. POWDER COATED ALUMINIUM HORIZONTAL LOUVRES WHITE
18. POLYURETHANE SIGNAGE

| Rev. | Description | By | Date |
|---|---|---|---|
| A | SSD SUBMISSION | | 19/06/26 |

**Disclaimer**

"THESE DRAWINGS ARE PRELIMINARY DRAWINGS AND ARE SUBJECT TO CHANGE WITHOUT NOTICE DURING THE COURSE OF THE PROPOSED DEVELOPMENT AND IN CONSULTATION WITH COUNCIL. SUBMISSION OF THE DRAWINGS DOES NOT CONSTITUTE A REPRESENTATION OR WARRANTY BY THE DEVELOPER OR ITS SERVANTS, AGENTS OR CONTRACTORS THAT THE DRAWINGS ARE FINAL NOR THAT THE PROPOSED DEVELOPMENT WILL TAKE PLACE IN ACCORDANCE WITH THESE DRAWINGS."

BEFORE CARRYING OUT ANY WORK ENSURE THAT THE DRAWINGS USED CARRY THE LATEST AMENDMENT No.

THESE DOCUMENTS AND ANY WORKS EXECUTED AS A RESULT OF THESE DOCUMENTS SHALL BE SUBJECT TO THE COPYRIGHT CONDITIONS SET OUT IN THE CONDITIONS OF ENGAGEMENT. ©

**Notes**

DRAWINGS MADE TO A LARGER SCALE AND THOSE SHOWING PARTICULAR DETAIL OF WORKS SHALL TAKE PRECEDENCE OVER DRAWINGS MADE TO A SMALLER SCALE AND FOR MORE GENERAL PURPOSES.
WHERE ANY DISCREPANCY EXISTS BETWEEN FIGURED AND SCALED DIMENSIONS, THE FIGURED DIMENSIONS SHALL PREVAIL.

BUILDER TO CHECK ALL SITE DIMENSIONS PRIOR TO FABRICATION OF FITMENTS.
ALL WORK SHOULD COMPLY WITH RELEVANT AUSTRALIAN STANDARDS AND BUILDING CODE OF AUSTRALIA (BCA).

ALL WORK SHALL CONFORM TO THE CONTRACT DOCUMENTS WHICH INCLUDE SPECIFICATIONS, THE DRAWINGS, ALL ADDENDUMS, FINISHES, SCHEDULES AND MODIFICATIONS ISSUED BY THE ARCHITECT.

THE GENERAL CONTRACTOR SHALL REVIEW ALL DOCUMENTS AND VERIFY ALL DIMENSIONS AND FIELD CONDITIONS AND SHALL CONFIRM THAT WORK IS BUILDABLE AS SHOWN. ANY CONFLICTS OR OMISSIONS, ETC., SHALL BE IMMEDIATELY REPORTED TO THE ARCHITECT FOR CLARIFICATION PRIOR TO THE PERFORMANCE OF ANY WORK IN QUESTION.

ALL THE CONSTRUCTION DRAWINGS SHALL BE READ IN CONJUNCTION W ALL CONSULTANTS AND CONTRACTOR DRAWINGS, SCHEDULES AND SPECIFICATIONS. IN CASE OF CONFLICT BETWEEN ARCHITECTS AND CONSULTANTS DRAWINGS IN LOCATING STRUCTURAL ELEMENTS, MATERIALS EQUIPMENT, THE ARCHITECT SHALL BE NOTIFIED FOR CLARIFICATION PRIOR TO PROCEEDING WITH CONSTRUCTION.

DO NOT SCALE DRAWINGS. WRITTEN DIMENSIONS GOVERN PARTITION LOCATIONS, DIMENSIONS AND TYPES. IN CASE OF CONFLICT, NOTIFY ARCHITECT OR WRITTEN CLARIFICATION PRIOR TO PROCEEDING WITH CONSTRUCTION.

**Legend**

**Consultants**

**Client**

A Mourched & G Mourched
ABN 94 935 668 270

**Architects**

tony owen ptnrs
Level 2
22-46 Queen Street
Chippendale NSW 2008
P 9122 9699 2900
F 9122 9699 3016
E info@tonyowen.com.au

Tony Owen Partners Architects Reg. No 7080

**Project**

Leppington

**Project address**

297 BRINGELLY ROAD,
LEPPINGTON NSW 2179

**Key plan**



| Scale | Date |
|---|---|
| 1 : 200 | 19/06/26 |

**Drawing title**
SITE C INNER WEST ELEVATION

| Project no. 1078 | Drawing no. | Rev. |
|---|---|---|
| Drawn TL | A227 | A |

**Drawing status**
SSD SUBMISSION

16/06/2026 4:55:33 PM

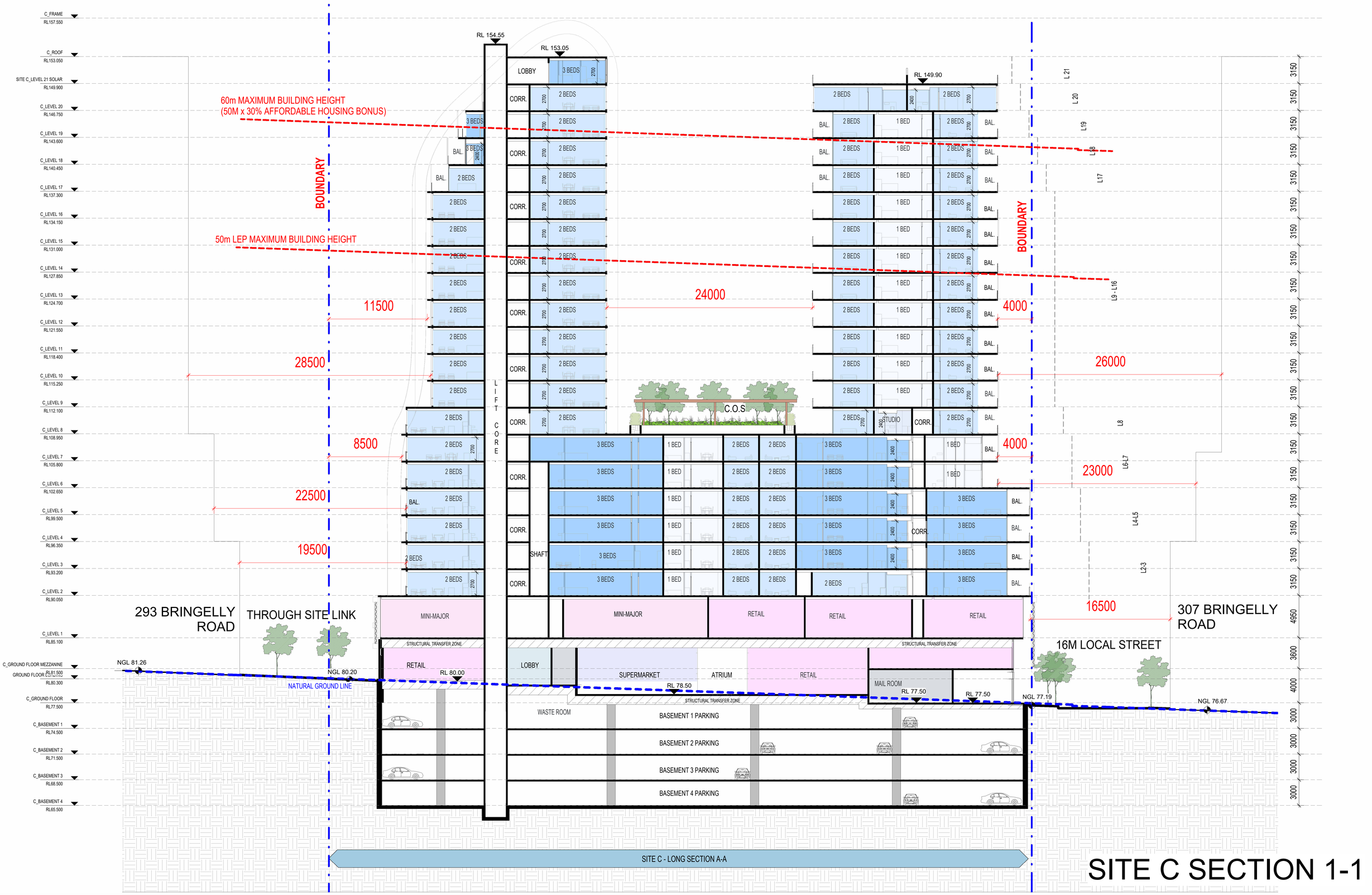


SITE C - LONG SECTION A-A

# SITE C SECTION 1-1

| Rev. | Description | By | Date |
|---|---|---|---|
| A | SSD SUBMISSION | | 19/06/26 |

**Disclaimer**

"THESE DRAWINGS ARE PRELIMINARY DRAWINGS AND ARE SUBJECT TO CHANGE WITHOUT NOTICE DURING THE COURSE OF THE PROPOSED DEVELOPMENT AND IN CONSULTATION WITH COUNCIL. SUBMISSION OF THE DRAWINGS DOES NOT CONSTITUTE A REPRESENTATION OR WARRANTY BY THE DEVELOPER OR ITS SERVANTS, AGENTS OR CONTRACTORS THAT THE DRAWINGS ARE FINAL NOR THAT THE PROPOSED DEVELOPMENT WILL TAKE PLACE IN ACCORDANCE WITH THESE DRAWINGS."

BEFORE CARRYING OUT ANY WORK ENSURE THAT THE DRAWINGS USED CARRY THE LATEST AMENDMENT No.

THESE DOCUMENTS AND ANY WORKS EXECUTED AS A RESULT OF THESE DOCUMENTS SHALL BE SUBJECT TO THE COPYRIGHT CONDITIONS SET OUT IN THE CONDITIONS OF ENGAGEMENT. ©

**Notes**

DRAWINGS MADE TO A LARGER SCALE AND THOSE SHOWING PARTICULAR DETAIL OF WORKS SHALL TAKE PRECEDENCE OVER DRAWINGS MADE TO A SMALLER SCALE AND FOR MORE GENERAL PURPOSES.
WHERE ANY DISCREPANCY EXISTS BETWEEN FIGURED AND SCALED DIMENSIONS, THE FIGURED DIMENSIONS SHALL PREVAIL.

BUILDER TO CHECK ALL SITE DIMENSIONS PRIOR TO FABRICATION OF FITMENTS.
ALL WORK SHOULD COMPLY WITH RELEVANT AUSTRALIAN STANDARDS AND BUILDING CODE OF AUSTRALIA (BCA).

ALL WORK SHALL CONFORM TO THE CONTRACT DOCUMENTS WHICH INCLUDE SPECIFICATIONS, THE DRAWINGS, ALL ADDENDUMS, FINISHES, SCHEDULES AND MODIFICATIONS ISSUED BY THE ARCHITECT.

THE GENERAL CONTRACTOR SHALL REVIEW ALL DOCUMENTS AND VERIFY ALL DIMENSIONS AND FIELD CONDITIONS AND SHALL CONFIRM THAT WORK IS BUILDABLE AS SHOWN. ANY CONFLICTS OR OMISSIONS, ETC., SHALL BE IMMEDIATELY REPORTED TO THE ARCHITECT FOR CLARIFICATION PRIOR TO THE PERFORMANCE OF ANY WORK IN QUESTION.

ALL THE CONSTRUCTION DRAWINGS SHALL BE READ IN CONJUNCTION W ALL CONSULTANTS AND CONTRACTOR DRAWINGS, SCHEDULES AND SPECIFICATIONS. IN CASE OF CONFLICT BETWEEN ARCHITECTS AND CONSULTANTS DRAWINGS IN LOCATING STRUCTURAL ELEMENTS, MATERIALS / EQUIPMENT. THE ARCHITECT SHALL BE NOTIFIED FOR CLARIFICATION PRIOR TO PROCEEDING WITH CONSTRUCTION.

DO NOT SCALE DRAWINGS. WRITTEN DIMENSIONS GOVERN PARTITION LOCATIONS, DIMENSIONS AND TYPES. IN CASE OF CONFLICT, NOTIFY ARCHITECT OR WRITTEN CLARIFICATION PRIOR TO PROCEEDING WITH CONSTRUCTION.

**Legend**

**Consultants**

**Client**
A Mourched & G Mourched
ABN 94 935 668 270

**Architects**
tony owen ptnrs
Level 2
13-16 Queen Street
Chippendale NSW 2008
P 9122 9698 2900
F 9122 9698 3918
E info@tonyowen.com.au
Tony Owen Partners Architects Reg. No 7080

**Project**
Leppington

**Project address**
297 BRINGELLY ROAD,
LEPPINGTON NSW 2179

**Key plan**



| Scale | Date |
|---|---|
| 1 : 200 | 19/06/26 |

**Drawing title**
SITE C SECTION 1-1

| Project no. 1078 | Drawing no. | Rev. |
|---|---|---|
| Drawn TL | A323 | A |

**Drawing status**
SSD SUBMISSION

16/06/2026 4:55:39 PM




# SITE C SECTION 2-2

| Rev. | Description | By | Date |
|---|---|---|---|
| A | SSD SUBMISSION | | 19/06/26 |

**Disclaimer**

THESE DRAWINGS ARE PRELIMINARY DRAWINGS AND ARE SUBJECT TO CHANGE WITHOUT NOTICE DURING THE COURSE OF THE PROPOSED DEVELOPMENT AND IN CONSULTATION WITH COUNCIL. SUBMISSION OF THE DRAWINGS DOES NOT CONSTITUTE A REPRESENTATION OR WARRANTY BY THE DEVELOPER OR ITS SERVANTS, AGENTS OR CONTRACTORS THAT THE DRAWINGS ARE FINAL NOR THAT THE PROPOSED DEVELOPMENT WILL TAKE PLACE IN ACCORDANCE WITH THESE DRAWINGS."

BEFORE CARRYING OUT ANY WORK ENSURE THAT THE DRAWINGS USED CARRY THE LATEST AMENDMENT No.

THESE DOCUMENTS AND ANY WORKS EXECUTED AS A RESULT OF THESE DOCUMENTS SHALL BE SUBJECT TO THE COPYRIGHT CONDITIONS SET OUT IN THE CONDITIONS OF ENGAGEMENT. ©

**Notes**

DRAWINGS MADE TO A LARGER SCALE AND THOSE SHOWING PARTICULAR DETAIL OF WORKS SHALL TAKE PRECEDENCE OVER DRAWINGS MADE TO A SMALLER SCALE AND FOR MORE GENERAL PURPOSES.
WHERE ANY DISCREPANCY EXISTS BETWEEN FIGURED AND SCALED DIMENSIONS, THE FIGURED DIMENSIONS SHALL PREVAIL.

BUILDER TO CHECK ALL SITE DIMENSIONS PRIOR TO FABRICATION OF FITMENTS.
ALL WORK SHOULD COMPLY WITH RELEVANT AUSTRALIAN STANDARDS AND BUILDING CODE OF AUSTRALIA (BCA).

ALL WORK SHALL CONFORM TO THE CONTRACT DOCUMENTS WHICH INCLUDE SPECIFICATIONS, THE DRAWINGS, ALL ADDENDUMS, FINISHES, SCHEDULES AND MODIFICATIONS ISSUED BY THE ARCHITECT.

THE GENERAL CONTRACTOR SHALL REVIEW ALL DOCUMENTS AND VERIFY ALL DIMENSIONS AND FIELD CONDITIONS AND SHALL CONFIRM THAT WORK IS BUILDABLE AS SHOWN. ANY CONFLICTS OR OMISSIONS, ETC., SHALL BE IMMEDIATELY REPORTED TO THE ARCHITECT FOR CLARIFICATION PRIOR TO THE PERFORMANCE OF ANY WORK IN QUESTION.

ALL THE CONSTRUCTION DRAWINGS SHALL BE READ IN CONJUNCTION W ALL CONSULTANTS AND CONTRACTOR DRAWINGS, SCHEDULES AND SPECIFICATIONS. IN CASE OF CONFLICT BETWEEN ARCHITECTS AND CONSULTANTS DRAWINGS IN LOCATING STRUCTURAL ELEMENTS, MATERIALS / EQUIPMENT, THE ARCHITECT SHALL BE NOTIFIED FOR CLARIFICATION PRIOR TO PROCEEDING WITH CONSTRUCTION.

DO NOT SCALE DRAWINGS. WRITTEN DIMENSIONS GOVERN PARTITION LOCATIONS, DIMENSIONS AND TYPES. IN CASE OF CONFLICT, NOTIFY ARCHITECT OR WRITTEN CLARIFICATION PRIOR TO PROCEEDING WITH CONSTRUCTION.

**Legend**

**Consultants**

**Client**

A Mourched & G Mourched
ABN 94 935 668 270

**Architects**

tony owen ptnrs
Level 2
12-16 Queen Street
Chippendale NSW 2008
P 9122 9696 2900
F 9122 9600 3018
E info@tonyowen.com.au

Tony Owen Partners Architects Reg. No 7080

**Project**

Leppington

**Project address**
297 BRINGELLY ROAD,
LEPPINGTON NSW 2179

**Key plan**



**Scale** 1 : 200
**Date** 19/06/26
**Drawing title** SITE C SECTION 2-2
**Project no.** 1078 **Drawing no.** A324 **Rev.** A
**Drawn** TL
**Drawing status** SSD SUBMISSION

19/06/2026 4:55:48 PM

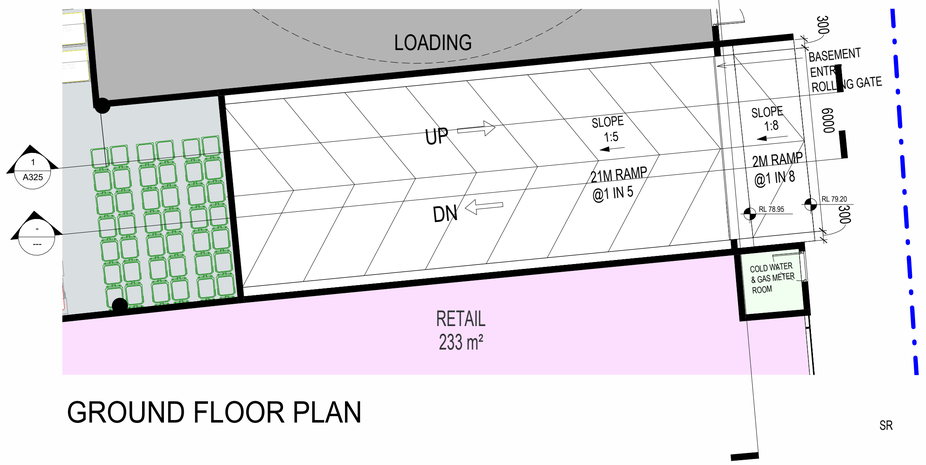


GROUND FLOOR PLAN

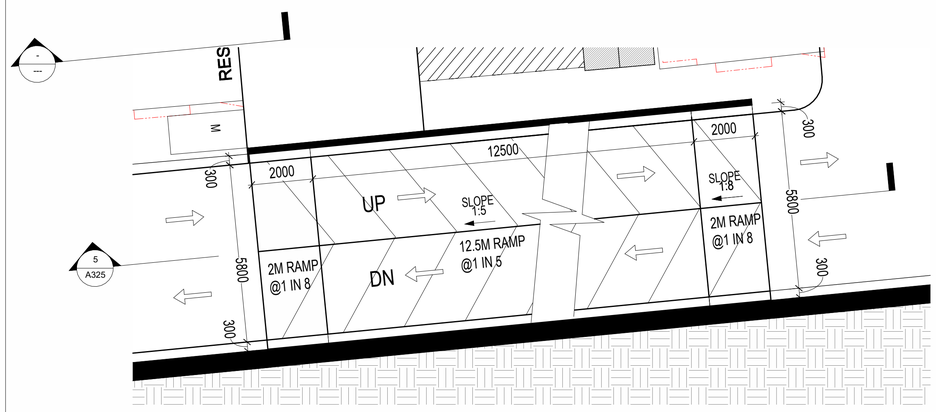


TYPICAL BASEMENT PLAN

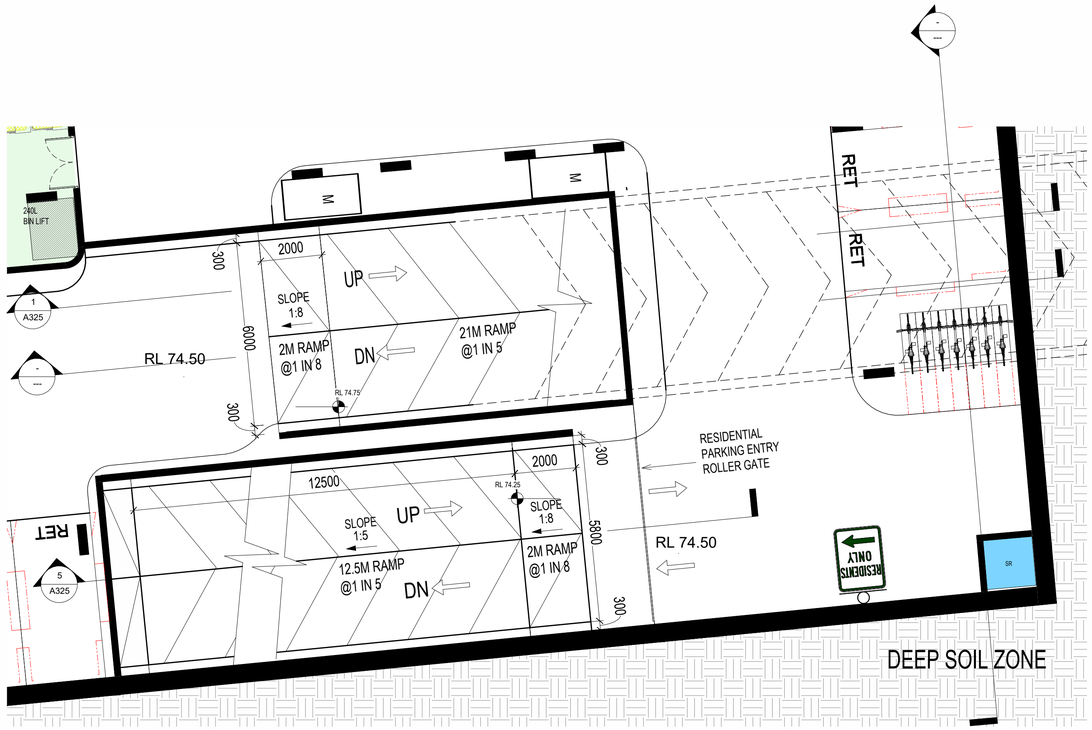


BASEMENT 1 FLOOR PLAN

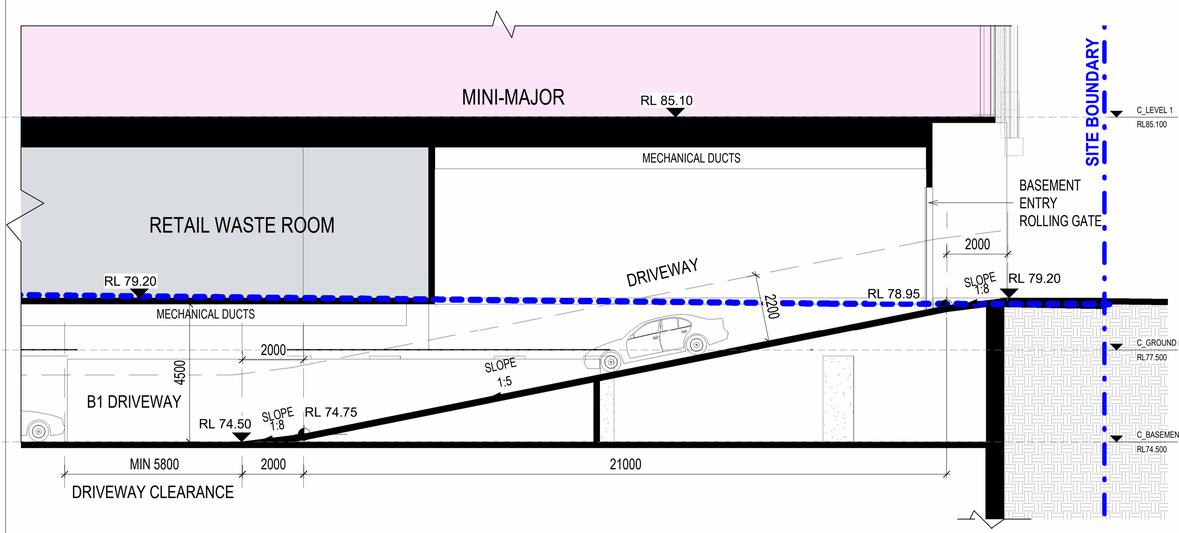


RAMP SECTION_GR TO B1

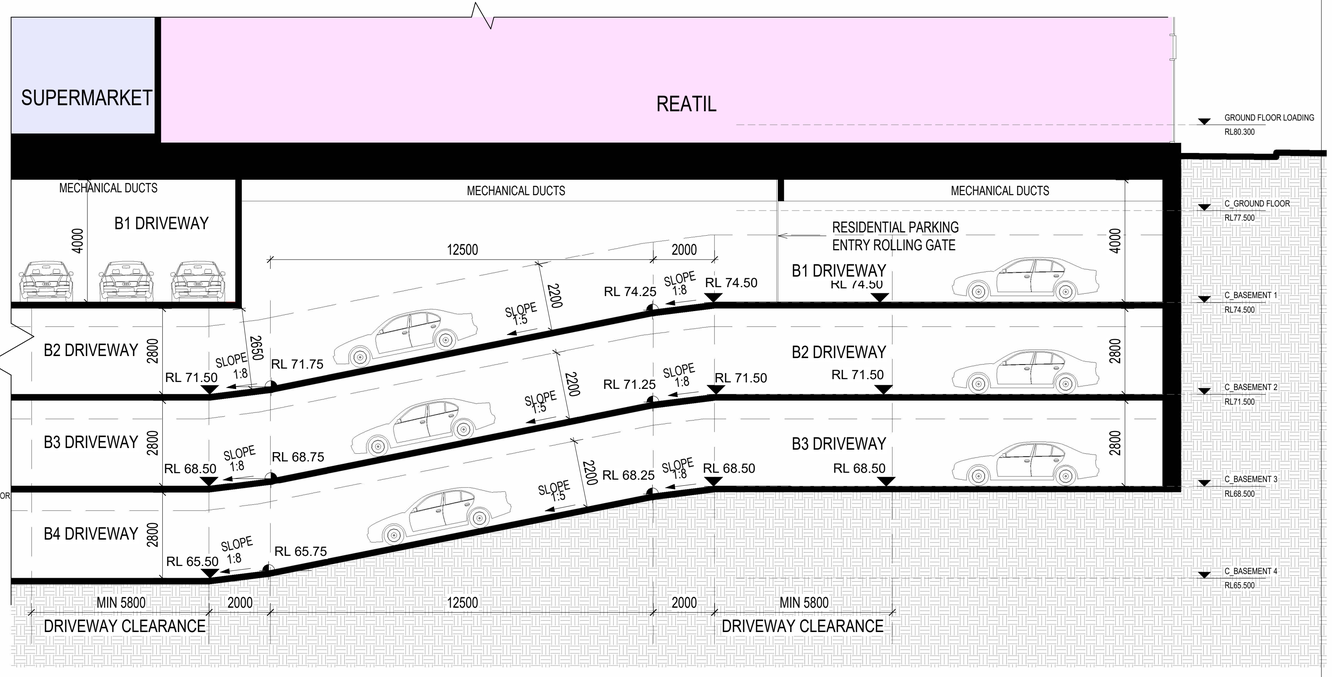


RAMP SECTION_B1 TO B4

# SITE C RAMP SECTION

| Rev. | Description | By | Date |
|---|---|---|---|
| A | SSD SUBMISSION | | 19/06/26 |

**Disclaimer**

"THESE DRAWINGS ARE PRELIMINARY DRAWINGS AND ARE SUBJECT TO CHANGE WITHOUT NOTICE DURING THE COURSE OF THE PROPOSED DEVELOPMENT AND IN CONSULTATION WITH COUNCIL. SUBMISSION OF THE DRAWINGS DOES NOT CONSTITUTE A REPRESENTATION OR WARRANTY BY THE DEVELOPER OR ITS SERVANTS, AGENTS OR CONTRACTORS THAT THE DRAWINGS ARE FINAL NOR THAT THE PROPOSED DEVELOPMENT WILL TAKE PLACE IN ACCORDANCE WITH THESE DRAWINGS."

BEFORE CARRYING OUT ANY WORK ENSURE THAT THE DRAWINGS USED CARRY THE LATEST AMENDMENT No.

THESE DOCUMENTS AND ANY WORKS EXECUTED AS A RESULT OF THESE DOCUMENTS SHALL BE SUBJECT TO THE COPYRIGHT CONDITIONS SET OUT IN THE CONDITIONS OF ENGAGEMENT. ©

**Notes**

DRAWINGS MADE TO A LARGER SCALE AND THOSE SHOWING PARTICULAR DETAIL OF WORKS SHALL TAKE PRECEDENCE OVER DRAWINGS MADE TO A SMALLER SCALE AND FOR MORE GENERAL PURPOSES.
WHERE ANY DISCREPANCY EXISTS BETWEEN FIGURED AND SCALED DIMENSIONS, THE FIGURED DIMENSIONS SHALL PREVAIL.

BUILDER TO CHECK ALL SITE DIMENSIONS PRIOR TO FABRICATION OF FITMENTS.
ALL WORK SHOULD COMPLY WITH RELEVANT AUSTRALIAN STANDARDS AND BUILDING CODE OF AUSTRALIA (BCA).

ALL WORK SHALL CONFORM TO THE CONTRACT DOCUMENTS WHICH INCLUDE SPECIFICATIONS, THE DRAWINGS, ALL ADDENDUMS, FINISHES, SCHEDULES AND MODIFICATIONS ISSUED BY THE ARCHITECT.

THE GENERAL CONTRACTOR SHALL REVIEW ALL DOCUMENTS AND VERIFY ALL DIMENSIONS AND FIELD CONDITIONS AND SHALL CONFIRM THAT WORK IS BUILDABLE AS SHOWN. ANY CONFLICTS OR OMISSIONS, ETC. SHALL BE IMMEDIATELY REPORTED TO THE ARCHITECT FOR CLARIFICATION PRIOR TO THE PERFORMANCE OF ANY WORK IN QUESTION.

ALL THE CONSTRUCTION DRAWINGS SHALL BE READ IN CONJUNCTION W ALL CONSULTANTS AND CONTRACTOR DRAWINGS, SCHEDULES AND SPECIFICATIONS. IN CASE OF CONFLICT BETWEEN ARCHITECTS AND CONSULTANTS DRAWINGS IN LOCATING STRUCTURAL ELEMENTS, MATERIALS / EQUIPMENT, THE ARCHITECT SHALL BE NOTIFIED FOR CLARIFICATION PRIOR TO PROCEEDING WITH CONSTRUCTION.

DO NOT SCALE DRAWINGS. WRITTEN DIMENSIONS GOVERN PARTITION LOCATIONS, DIMENSIONS AND TYPES. IN CASE OF CONFLICT, NOTIFY ARCHITECT OR WRITTEN CLARIFICATION PRIOR TO PROCEEDING WITH CONSTRUCTION.

**Legend**

**Consultants**

**Client**

A Mourched & G Mourched
ABN 94 935 668 270

**Architects**

tony owen ptnrs
Tony Owen Partners Architects
Level 2
12-16 Queen Street
Chippendale NSW 2008
P 9122 9698 3900
F 9122 9699 3018
E info@tonyowen.com.au
Reg. No 7080

**Project**

Leppington

**Project address**
297 BRINGELLY ROAD,
LEPPINGTON NSW 2179

**Key plan**



**Scale** 1 : 100
**Date** 19/06/26

**Drawing title**
SITE C RAMP SECTION

**Project no.** 1078 **Drawing no.** A325 **Rev.** A
**Drawn** TL

**Drawing status**
SSD SUBMISSION

19/06/2026 3:26:47 PM




PRE ADAPTABLE UNIS : C222 , C322 , C422 , C522 , C622 , C722




ADAPTABLE UNIS : C222 , C322 , C422 , C522 , C622 , C722

# ADAPTABLE UNIT PLAN 1

| Rev. | Description | By | Date |
|---|---|---|---|
| A | SSD SUBMISSION | | 19/06/26 |

**Disclaimer**

"THESE DRAWINGS ARE PRELIMINARY DRAWINGS AND ARE SUBJECT TO CHANGE WITHOUT NOTICE DURING THE COURSE OF THE PROPOSED DEVELOPMENT AND IN CONSULTATION WITH COUNCIL. SUBMISSION OF THE DRAWINGS DOES NOT CONSTITUTE A REPRESENTATION OR WARRANTY BY THE DEVELOPER OR ITS SERVANTS, AGENTS OR CONTRACTORS THAT THE DRAWINGS ARE FINAL NOR THAT THE PROPOSED DEVELOPMENT WILL TAKE PLACE IN ACCORDANCE WITH THESE DRAWINGS."

BEFORE CARRYING OUT ANY WORK ENSURE THAT THE DRAWINGS USED CARRY THE LATEST AMENDMENT No.

THESE DOCUMENTS AND ANY WORKS EXECUTED AS A RESULT OF THESE DOCUMENTS SHALL BE SUBJECT TO THE COPYRIGHT CONDITIONS SET OUT IN THE CONDITIONS OF ENGAGEMENT. ©

**Notes**

DRAWINGS MADE TO A LARGER SCALE AND THOSE SHOWING PARTICULAR DETAIL OF WORKS SHALL TAKE PRECEDENCE OVER DRAWINGS MADE TO A SMALLER SCALE AND FOR MORE GENERAL PURPOSES.

WHERE ANY DISCREPANCY EXISTS BETWEEN FIGURED AND SCALED DIMENSIONS, THE FIGURED DIMENSIONS SHALL PREVAIL.

BUILDER TO CHECK ALL SITE DIMENSIONS PRIOR TO FABRICATION OF FITMENTS.

ALL WORK SHOULD COMPLY WITH RELEVANT AUSTRALIAN STANDARDS AND BUILDING CODE OF AUSTRALIA (BCA).

ALL WORK SHALL CONFORM TO THE CONTRACT DOCUMENTS WHICH INCLUDE SPECIFICATIONS, THE DRAWINGS, ALL ADDENDUMS, FINISHES, SCHEDULES AND MODIFICATIONS ISSUED BY THE ARCHITECT.

THE GENERAL CONTRACTOR SHALL REVIEW ALL DOCUMENTS AND VERIFY ALL DIMENSIONS AND FIELD CONDITIONS AND SHALL CONFIRM THAT WORK IS BUILDABLE AS SHOWN. ANY CONFLICTS OR OMISSIONS, ETC., SHALL BE IMMEDIATELY REPORTED TO THE ARCHITECT FOR CLARIFICATION PRIOR TO THE PERFORMANCE OF ANY WORK IN QUESTION.

ALL THE CONSTRUCTION DRAWINGS SHALL BE READ IN CONJUNCTION W/ ALL CONSULTANTS AND CONTRACTOR DRAWINGS, SCHEDULES AND SPECIFICATIONS. IN CASE OF CONFLICT BETWEEN ARCHITECTS AND CONSULTANTS DRAWINGS IN LOCATING STRUCTURAL ELEMENTS, MATERIALS / EQUIPMENT, THE ARCHITECT SHALL BE NOTIFIED FOR CLARIFICATION PRIOR TO PROCEEDING WITH CONSTRUCTION.

DO NOT SCALE DRAWINGS. WRITTEN DIMENSIONS GOVERN PARTITION LOCATIONS, DIMENSIONS AND TYPES. IN CASE OF CONFLICT, NOTIFY ARCHITECT OR WRITTEN CLARIFICATION PRIOR TO PROCEEDING WITH CONSTRUCTION.

**Legend**

**Consultants**

**Client**

A Mourched & G Mourched
ABN 94 935 668 270

**Architects**

tony owen ptnrs
Level 2
12-16 Queen Street
Chippendale NSW 2008
P 8122 9999 2900
F 8122 9999 3018
E info@tonyowen.com.au

Tony Owen Partners Architects Reg. No 7080

**Project**

Leppington

**Project address**
297 BRINGELLY ROAD,
LEPPINGTON NSW 2179

**Key plan**



| Scale | Date |
|---|---|
| 1 : 50 | 19/06/26 |

**Drawing title**
ADAPTABLE UNIT PLAN 1

| Project no. 1078 | Drawing no. | Rev. |
|---|---|---|
| Drawn TL | A416 | A |

**Drawing status**
SSD SUBMISSION

16/06/2026 3:39:09 PM




PRE ADAPTABLE UNIS : C228 , C328 , C428 , C528 , C628 , C728 , C820 , C908 , C1008 , C1108 , C1208 , C1308 , C1408 , C1508 , C1608 , C1707




ADAPTABLE UNIS : C228 , C328 , C428 , C528 , C628 , C728 , C820 , C908 , C1008 , C1108 , C1208 , C1308 , C1408 , C1508 , C1608 , C1707

# ADAPTABLE UNIT PLAN 2

| Rev. | Description | By | Date |
|---|---|---|---|
| A | SSD SUBMISSION | | 19/06/26 |

**Disclaimer**

"THESE DRAWINGS ARE PRELIMINARY DRAWINGS AND ARE SUBJECT TO CHANGE WITHOUT NOTICE DURING THE COURSE OF THE PROPOSED DEVELOPMENT AND IN CONSULTATION WITH COUNCIL. SUBMISSION OF THE DRAWINGS DOES NOT CONSTITUTE A REPRESENTATION OR WARRANTY BY THE DEVELOPER OR ITS SERVANTS, AGENTS OR CONTRACTORS THAT THE DRAWINGS ARE FINAL NOR THAT THE PROPOSED DEVELOPMENT WILL TAKE PLACE IN ACCORDANCE WITH THESE DRAWINGS."

BEFORE CARRYING OUT ANY WORK ENSURE THAT THE DRAWINGS USED CARRY THE LATEST AMENDMENT No.

THESE DOCUMENTS AND ANY WORKS EXECUTED AS A RESULT OF THESE DOCUMENTS SHALL BE SUBJECT TO THE COPYRIGHT CONDITIONS SET OUT IN THE CONDITIONS OF ENGAGEMENT. ©

**Notes**

DRAWINGS MADE TO A LARGER SCALE AND THOSE SHOWING PARTICULAR DETAIL OF WORKS SHALL TAKE PRECEDENCE OVER DRAWINGS MADE TO A SMALLER SCALE AND FOR MORE GENERAL PURPOSES.

WHERE ANY DISCREPANCY EXISTS BETWEEN FIGURED AND SCALED DIMENSIONS, THE FIGURED DIMENSIONS SHALL PREVAIL.

BUILDER TO CHECK ALL SITE DIMENSIONS PRIOR TO FABRICATION OF ITEMENTS.
ALL WORK SHOULD COMPLY WITH RELEVANT AUSTRALIAN STANDARDS AND BUILDING CODE OF AUSTRALIA (BCA).

ALL WORK SHALL CONFORM TO THE CONTRACT DOCUMENTS WHICH INCLUDE SPECIFICATIONS, THE DRAWINGS, ALL ADDENDUMS, FINISHES, SCHEDULES AND MODIFICATIONS ISSUED BY THE ARCHITECT.

THE GENERAL CONTRACTOR SHALL REVIEW ALL DOCUMENTS AND VERIFY ALL DIMENSIONS AND FIELD CONDITIONS AND SHALL CONFIRM THAT WORK IS BUILDABLE AS SHOWN. ANY CONFLICTS OR OMISSIONS, ETC., SHALL BE IMMEDIATELY REPORTED TO THE ARCHITECT FOR CLARIFICATION PRIOR TO THE PERFORMANCE OF ANY WORK IN QUESTION.

ALL THE CONSTRUCTION DRAWINGS SHALL BE READ IN CONJUNCTION W/ ALL CONSULTANTS AND CONTRACTOR DRAWINGS, SCHEDULES AND SPECIFICATIONS. IN CASE OF CONFLICT BETWEEN ARCHITECTS AND CONSULTANTS DRAWINGS IN LOCATING STRUCTURAL ELEMENTS, MATERIALS / EQUIPMENT, THE ARCHITECT SHALL BE NOTIFIED FOR CLARIFICATION PRIOR TO PROCEEDING WITH CONSTRUCTION.

DO NOT SCALE DRAWINGS. WRITTEN DIMENSIONS GOVERN PARTITION LOCATIONS, DIMENSIONS AND TYPES. IN CASE OF CONFLICT, NOTIFY ARCHITECT OR WRITTEN CLARIFICATION PRIOR TO PROCEEDING WITH CONSTRUCTION.

**Legend**

**Consultants**

**Client**

A Mourched & G Mourched
ABN 94 935 668 270

**Architects**

tony owen ptnrs
Tony Owen Partners Architects Reg. No 7080
Level 2
12-16 Queen Street
Chippendale NSW 2008
P 8122 9999 2900
F 8122 9699 3018
E info@tonyowen.com.au

**Project**

Leppington

**Project address**
297 BRINGELLY ROAD,
LEPPINGTON NSW 2179

**Key plan**



| Scale | Date |
|---|---|
| 1 : 50 | 19/06/26 |

**Drawing title**
ADAPTABLE UNIT PLAN 2

| Project no. 1078 | Drawing no. | Rev. |
|---|---|---|
| Drawn TL | A417 | A |

**Drawing status**
SSD SUBMISSION

16/06/2026 3:39:44 PM




PRE ADAPTABLE UNIS : C227 , C327 ,
C427 , C527 , C627 , C727




ADAPTABLE UNIS : C227 , C327 , C427 ,
C527 , C627 , C727

# ADAPTABLE UNIT PLAN 3

| Rev. | Description | By | Date |
|---|---|---|---|
| A | SSD SUBMISSION | | 19/06/26 |

**Disclaimer**

"THESE DRAWINGS ARE PRELIMINARY DRAWINGS AND ARE SUBJECT TO CHANGE WITHOUT NOTICE DURING THE COURSE OF THE PROPOSED DEVELOPMENT AND IN CONSULTATION WITH COUNCIL. SUBMISSION OF THE DRAWINGS DOES NOT CONSTITUTE A REPRESENTATION OR WARRANTY BY THE DEVELOPER OR ITS SERVANTS, AGENTS OR CONTRACTORS THAT THE DRAWINGS ARE FINAL NOR THAT THE PROPOSED DEVELOPMENT WILL TAKE PLACE IN ACCORDANCE WITH THESE DRAWINGS."

BEFORE CARRYING OUT ANY WORK ENSURE THAT THE DRAWINGS USED CARRY THE LATEST AMENDMENT No.

THESE DOCUMENTS AND ANY WORKS EXECUTED AS A RESULT OF THESE DOCUMENTS SHALL BE SUBJECT TO THE COPYRIGHT CONDITIONS SET OUT IN THE CONDITIONS OF ENGAGEMENT. ©

**Notes**

DRAWINGS MADE TO A LARGER SCALE AND THOSE SHOWING PARTICULAR DETAIL OF WORKS SHALL TAKE PRECEDENCE OVER DRAWINGS MADE TO A SMALLER SCALE AND FOR MORE GENERAL PURPOSES.
WHERE ANY DISCREPANCY EXISTS BETWEEN FIGURED AND SCALED DIMENSIONS, THE FIGURED DIMENSIONS SHALL PREVAIL.

BUILDER TO CHECK ALL SITE DIMENSIONS PRIOR TO FABRICATION OF FITMENTS.
ALL WORK SHOULD COMPLY WITH RELEVANT AUSTRALIAN STANDARDS AND BUILDING CODE OF AUSTRALIA (BCA).

ALL WORK SHALL CONFORM TO THE CONTRACT DOCUMENTS WHICH INCLUDE SPECIFICATIONS, THE DRAWINGS, ALL ADDENDUMS, FINISHES, SCHEDULES AND MODIFICATIONS ISSUED BY THE ARCHITECT.

THE GENERAL CONTRACTOR SHALL REVIEW ALL DOCUMENTS AND VERIFY ALL DIMENSIONS AND FIELD CONDITIONS AND SHALL CONFIRM THAT WORK IS BUILDABLE AS SHOWN. ANY CONFLICTS OR OMISSIONS, ETC., SHALL BE IMMEDIATELY REPORTED TO THE ARCHITECT FOR CLARIFICATION PRIOR TO THE PERFORMANCE OF ANY WORK IN QUESTION.

ALL THE CONSTRUCTION DRAWINGS SHALL BE READ IN CONJUNCTION W ALL CONSULTANTS AND CONTRACTOR DRAWINGS, SCHEDULES AND SPECIFICATIONS. IN CASE OF CONFLICT BETWEEN ARCHITECTS AND CONSULTANTS DRAWINGS IN LOCATING STRUCTURAL ELEMENTS, MATERIALS / EQUIPMENT, THE ARCHITECT SHALL BE NOTIFIED FOR CLARIFICATION PRIOR TO PROCEEDING WITH CONSTRUCTION.

DO NOT SCALE DRAWINGS. WRITTEN DIMENSIONS GOVERN PARTITION LOCATIONS, DIMENSIONS AND TYPES. IN CASE OF CONFLICT, NOTIFY ARCHITECT OR WRITTEN CLARIFICATION PRIOR TO PROCEEDING WITH CONSTRUCTION.

**Legend**

**Consultants**

**Client**

A Mourched & G Mourched
ABN 94 935 668 270

**Architects**

tony owen ptnrs
Level 2
12-16 Queen Street
Chippendale NSW 2008
P 8122 9698 2800
F 8122 9698 3018
E info@tonyowen.com.au

Tony Owen Partners Architects Reg. No 7080

**Project**

Leppington

**Project address**
297 BRINGELLY ROAD,
LEPPINGTON NSW 2179

**Key plan**



| Scale | Date |
|---|---|
| 1 : 50 | 19/06/26 |

**Drawing title**
ADAPTABLE UNIT PLAN 3

| Project no. 1078 | Drawing no. | Rev. |
|---|---|---|
| Drawn TL | A418 | A |

**Drawing status**
SSD SUBMISSION

16/06/2026 3:40:16 PM




PRE ADAPTABLE UNIS : C619 , C719 , C812 , C918 , C1018 , C1118 , C1218 , C1318 , C1418 , C1518 , C1717 , C1816 , C1913 , C2010




ADAPTABLE UNIS : C619 , C719 , C812 , C918 , C1018 , C1118 , C1218 , C1318 , C1418 , C1518 , C1717 , C1816 , C1913 , C2010

## ADAPTABLE UNITS - BCA REQUIREMENTS

| | |
|---|---|
| CLASSIFICATION | A minimum ten (10) percent of dwelling on the site (round to nearest whole number) shall also be capable of being "adaptable housing", which meets the relevant Building Code of Australia and Australian Standards (Building Design Standards) and the unique specialist needs for accessibility and usability by the occupants. |

## BUILDING ADAPTABLE UNIT CALCULATION

| | |
|---|---|
| ACCESSIBLE DESIGN REQUIREMENT | 10% OF TOTAL UNITS (417) = 41.7<br>TOTAL REQ. = 42 ADAPTABLE UNITS |

## BUILDING PROPOSED ADAPTABLE UNIT MIX

| | | |
|---|---|---|
| 1 BEDROOM ADAPTABLE UNITS | C222 , C322 , C422 , C522 , C622 , C722 | 6 |
| 2 BEDROOM ADAPTABLE UNITS | C228 , C328 , C428 , C528 , C628 , C728 , C820 , C908 , C1008 , C1108 , C1208 , C1308 , C1408 , C1508 , C1608 , C1707 , C619 , C719 , C812 , C918 , C1018 , C1118 , C1218 , C1318 , C1418 , C1518 , C1717 , C1816 , C1913 , C2010 | 30 |
| 3 BEDROOM ADAPTABLE UNITS | C227 , C327 , C427 , C527 , C627 , C727 | 6 |
| **TOTAL ADAPTABLE UNITS** | 42 (COMPLY) | |

# ADAPTABLE UNIT PLAN 4

| Rev. | Description | By | Date |
|---|---|---|---|
| A | SSD SUBMISSION | | 19/06/26 |

**Disclaimer**
"THESE DRAWINGS ARE PRELIMINARY DRAWINGS AND ARE SUBJECT TO CHANGE WITHOUT NOTICE DURING THE COURSE OF THE PROPOSED DEVELOPMENT AND IN CONSULTATION WITH COUNCIL. SUBMISSION OF THE DRAWINGS DOES NOT CONSTITUTE A REPRESENTATION OR WARRANTY BY THE DEVELOPER OR ITS SERVANTS, AGENTS OR CONTRACTORS THAT THE DRAWINGS ARE FINAL NOR THAT THE PROPOSED DEVELOPMENT WILL TAKE PLACE IN ACCORDANCE WITH THESE DRAWINGS."

BEFORE CARRYING OUT ANY WORK ENSURE THAT THE DRAWINGS USED CARRY THE LATEST AMENDMENT No.

THESE DOCUMENTS AND ANY WORKS EXECUTED AS A RESULT OF THESE DOCUMENTS SHALL BE SUBJECT TO THE COPYRIGHT CONDITIONS SET OUT IN THE CONDITIONS OF ENGAGEMENT. ©

**Notes**
DRAWINGS MADE TO A LARGER SCALE AND THOSE SHOWING PARTICULAR DETAIL OF WORKS SHALL TAKE PRECEDENCE OVER DRAWINGS MADE TO A SMALLER SCALE AND FOR MORE GENERAL PURPOSES
WHERE ANY DISCREPANCY EXISTS BETWEEN FIGURED AND SCALED DIMENSIONS, THE FIGURED DIMENSIONS SHALL PREVAIL.

BUILDER TO CHECK ALL SITE DIMENSIONS PRIOR TO FABRICATION OF ITEMENTS.
ALL WORK SHOULD COMPLY WITH RELEVANT AUSTRALIAN STANDARDS AND BUILDING CODE OF AUSTRALIA (BCA)

ALL WORK SHALL CONFORM TO THE CONTRACT DOCUMENTS WHICH INCLUDE SPECIFICATIONS, THE DRAWINGS, ALL ADDENDUMS, FINISHES, SCHEDULES AND MODIFICATIONS ISSUED BY THE ARCHITECT.

THE GENERAL CONTRACTOR SHALL REVIEW ALL DOCUMENTS AND VERIFY ALL DIMENSIONS AND FIELD CONDITIONS AND SHALL CONFIRM THAT WORK IS BUILDABLE AS SHOWN. ANY CONFLICTS OR OMISSIONS, ETC., SHALL BE IMMEDIATELY REPORTED TO THE ARCHITECT FOR CLARIFICATION PRIOR TO THE PERFORMANCE OF ANY WORK IN QUESTION.

ALL THE CONSTRUCTION DRAWINGS SHALL BE READ IN CONJUNCTION W/ ALL CONSULTANTS AND CONTRACTOR DRAWINGS, SCHEDULES AND SPECIFICATIONS. IN CASE OF CONFLICT BETWEEN ARCHITECTS AND CONSULTANTS DRAWINGS IN LOCATING STRUCTURAL ELEMENTS, MATERIALS EQUIPMENT, THE ARCHITECT SHALL BE NOTIFIED FOR CLARIFICATION PRIOR TO PROCEEDING WITH CONSTRUCTION.

DO NOT SCALE DRAWINGS. WRITTEN DIMENSIONS GOVERN PARTITION LOCATIONS, DIMENSIONS AND TYPES. IN CASE OF CONFLICT, NOTIFY ARCHITECT OR WRITTEN CLARIFICATION PRIOR TO PROCEEDING WITH CONSTRUCTION.

**Legend**

**Consultants**

**Client**
A Mourched & G Mourched
ABN 94 935 668 270

**Architects**
tony owen ptnrs
Level 2
10-16 Queen Street
Chippendale NSW 2008
T 9332 9688 2900
F 9332 9688 3018
E info@tonyowen.com.au
Tony Owen Partners Architects Reg. No 7080

**Project**
Leppington

**Project address**
297 BRINGELLY ROAD,
LEPPINGTON NSW 2179

**Key plan**


**Scale**
As indicated

**Date**
19/06/26

**Drawing title**
ADAPTABLE UNIT PLAN 4

**Project no.** 1078 **Drawing no.** A419 **Rev.** A

**Drawn** TL

**Drawing status**
SSD SUBMISSION

16/06/2026 3:40:21 PM




SILVER UNIS : C212 , C312 , C412 , C512




SILVER UNIS : C214 , C314 , C414 , C514




SILVER UNIS : C218 , C318 , C418 , C518




SILVER UNIS : C905 , C1005 , C1105 , C1205 , C1305 , C1405 , C1505 , C1605 , C1704 , C1803 , C1902 , C2004




SILVER UNIS : C903 , C1003 , C1103 , C1203 , C1303 , C1403 , C1503 , C1603

# SILVER UNIT PLAN 1

| Rev. | Description | By | Date |
|---|---|---|---|
| A | SSD SUBMISSION | | 19/06/26 |

**Disclaimer**

"THESE DRAWINGS ARE PRELIMINARY DRAWINGS AND ARE SUBJECT TO CHANGE WITHOUT NOTICE DURING THE COURSE OF THE PROPOSED DEVELOPMENT AND IN CONSULTATION WITH COUNCIL. SUBMISSION OF THE DRAWINGS DOES NOT CONSTITUTE A REPRESENTATION OR WARRANTY BY THE DEVELOPER OR ITS SERVANTS, AGENTS OR CONTRACTORS THAT THE DRAWINGS ARE FINAL NOR THAT THE PROPOSED DEVELOPMENT WILL TAKE PLACE IN ACCORDANCE WITH THESE DRAWINGS."

BEFORE CARRYING OUT ANY WORK ENSURE THAT THE DRAWINGS USED CARRY THE LATEST AMENDMENT No.

THESE DOCUMENTS AND ANY WORKS EXECUTED AS A RESULT OF THESE DOCUMENTS SHALL BE SUBJECT TO THE COPYRIGHT CONDITIONS SET OUT IN THE CONDITIONS OF ENGAGEMENT. ©

**Notes**

DRAWINGS MADE TO A LARGER SCALE AND THOSE SHOWING PARTICULAR DETAIL OF WORKS SHALL TAKE PRECEDENCE OVER DRAWINGS MADE TO A SMALLER SCALE AND FOR MORE GENERAL PURPOSES.
WHERE ANY DISCREPANCY EXISTS BETWEEN FIGURED AND SCALED DIMENSIONS, THE FIGURED DIMENSIONS SHALL PREVAIL.

BUILDER TO CHECK ALL SITE DIMENSIONS PRIOR TO FABRICATION OF FITMENTS.
ALL WORK SHOULD COMPLY WITH RELEVANT AUSTRALIAN STANDARDS AND BUILDING CODE OF AUSTRALIA (BCA).

ALL WORK SHALL CONFORM TO THE CONTRACT DOCUMENTS WHICH INCLUDE SPECIFICATIONS, THE DRAWINGS, ALL ADDENDUMS, FINISHES, SCHEDULES AND MODIFICATIONS ISSUED BY THE ARCHITECT.

THE GENERAL CONTRACTOR SHALL REVIEW ALL DOCUMENTS AND VERIFY ALL DIMENSIONS AND FIELD CONDITIONS AND SHALL CONFIRM THAT WORK IS BUILDABLE AS SHOWN. ANY CONFLICTS OR OMISSIONS, ETC., SHALL BE IMMEDIATELY REPORTED TO THE ARCHITECT FOR CLARIFICATION PRIOR TO THE PERFORMANCE OF ANY WORK IN QUESTION.

ALL THE CONSTRUCTION DRAWINGS SHALL BE READ IN CONJUNCTION W ALL CONSULTANTS AND CONTRACTOR DRAWINGS, SCHEDULES AND SPECIFICATIONS. IN CASE OF CONFLICT BETWEEN ARCHITECTS AND CONSULTANTS DRAWINGS IN LOCATING STRUCTURAL ELEMENTS, MATERIALS / EQUIPMENT, THE ARCHITECT SHALL BE NOTIFIED FOR CLARIFICATION PRIOR TO PROCEEDING WITH CONSTRUCTION.

DO NOT SCALE DRAWINGS. WRITTEN DIMENSIONS GIVEN PARTITION LOCATIONS, DIMENSIONS AND TYPES. IN CASE OF CONFLICT, NOTIFY ARCHITECT OR WRITTEN CLARIFICATION PRIOR TO PROCEEDING WITH CONSTRUCTION.

**Legend**

**Consultants**

**Client**

A Mourched & G Mourched
ABN 94 935 668 270

**Architects**

tony owen ptnrs
Tony Owen Partners Architects Reg. No 7080
Level 2
12-16 Queen Street
Chippendale NSW 2008
P 9122 9698 2800
F 9122 9698 3018
E info@tonyowen.com.au

**Project**

Leppington

**Project address**
297 BRINGELLY ROAD,
LEPPINGTON NSW 2179

**Key plan**



| | |
|---|---|
| Scale | 1 : 50 |
| Date | 19/06/26 |
| Drawing title | SILVER UNIT PLAN 1 |
| Project no. | 1078 |
| Drawing no. | A420 |
| Rev. | A |
| Drawn | TL |
| Drawing status | SSD SUBMISSION |

16/06/2026 3:40:59 PM

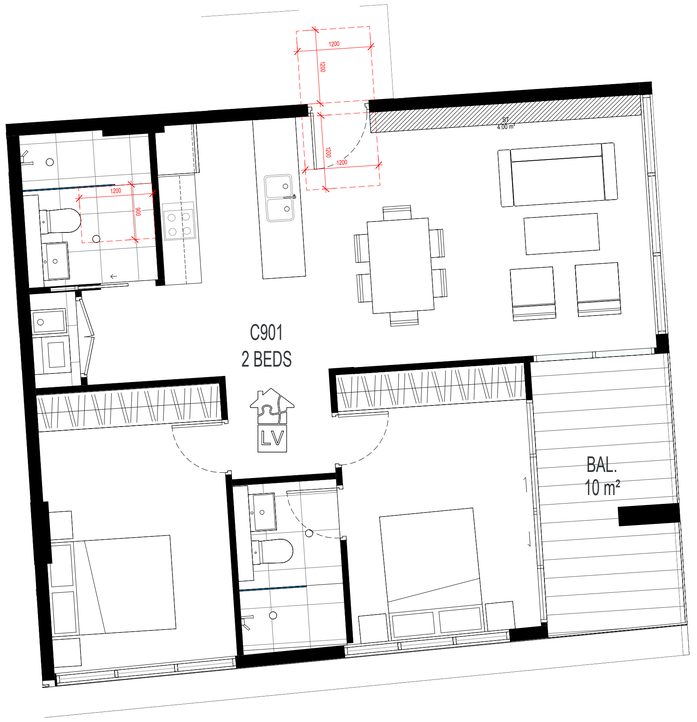


SILVER UNIS : C901 , C1001 , C1101 , C1201 , C1301 , C1401 , C1501 , C1601




SILVER UNIS : C1705 , C1804 , C1903 , C2003

## ADAPTABLE UNITS - BCA REQUIREMENTS

### CLASSIFICATION

Developments achieve a benchmark of 20% of the total apartments incorporating the Livable Housing Guideline's silver level universal design features.

| | |
|---|---|
| Sliver Level Units Requirement | 20% TOTAL UNITS (417) = 83.4<br>TOTAL REQ. = 83 SILVER LEVEL UNITS |

## ADAPTABLE UNITS - BCA REQUIREMENTS

| | | |
|---|---|---|
| 1 BEDROOM LIVABLE UNITS | C214 , C314 , C414 , C514 , C222 , C322 , C422 , C522 , C622 , C722 , C903 , C1003 , C1103 , C1203 , C1303 , C1403 , C1503 , C1603 , C1705 , C1804 , C1903 , C2003 | 22 |
| 2 BEDROOM LIVABLE UNITS | C228 , C328 , C428 , C528 , C628 , C728 , C820 , C908 , C905 , C1005 , C1105 , C1205 , C1305 , C1405 , C1505 , C1605 , C1704 , C1803 , C1902 , C2004, C1008 , C1108 , C1208 , C1308 , C1408 , C1508 , C1608 , C1707 , C619 , C719 , C812 , C918 , C1018 , C1118 , C1218 , C1318 , C1418 , C1518 , C1717 , C1816 , C1913 , C2010 ,C901 , C1001 , C1101 , C1201 , C1301 , C1401 , C1501 , C1601 | 50 |
| 3 BEDROOM LIVABLE UNITS | C227 , C327 , C427 , C527 , C627 , C727 , C212 , C312 , C412 , C512 , C218 , C318 , C418 , C518 | 14 |
| TOTAL | **86** (COMPLY) | |

NOTE: * ADAPTABLE UNITS

## FEATURE OF THE LIVABLE HOUSING GUIDE LINES SILVER LEVEL

1. Dwelling Access:
   (a) Provide a safe and continuous pathway from:
   (i) front site boundary or
   (ii) associated carparking spaces, if provided, which may include the driveway on the site, to a step-free entrance
   (b) The path is 1M clear, step-free, even, firm, slip-resistant with a crossfall of not more than 1:40. landings of 1.2M to be every 9M for 1:14
   (c) Step ramp is provided for max height of 190mm, max grade of 1:10, min width of 1M and max length of 1900mm. Level landings of 1200mm required exclusive of the swing of the door or gate and to be provided at the head and foot of the ramp.
2. Dwelling Entry:
   (a) Dwelling entry should provide an entrance door with
   (i) min clear opening width of door to be 820mm
   (ii) Step free threshold of max 5mm with rounded or bevelled lip
   (iii) Sheltered
   (b) Level landing of 1200x1200mm at step-free entrance door
   (c) Max permissible threshold is 56mm where provided with a threshold ramp
   (d) Entrance to be connected to a pathway
3. Internal Doors and Corridors
   (a) Doors to rooms on the entry level used for living, dining, bedroom, bathroom, kitchen, laundry to be
   (i) 820mm clear opening and
   (ii) provided with a level threshold of max 5mm between abutting surfaces with rounded or bevelled lip
   (b) Internal corridors and passageways to doorway to be min 1M clear.
4. Toilet
   (a) Toilet to be provided on the ground or entry level with
   (i) min 900mm between walls if located in separate room
   (ii) min 1200mm clear space in front of the WC pan exclusive of door swing.
   (b) If toilet is located in bathroom, toilet pan should be located in corner of the room to enable installation of grabrails.
5. Shower
   (a) One bathroom to ahve a slip resistant hobless (step free) shower
   (b) Shower to be located in the corner of the room
6. Reinfocement of Toilet & Bathroom Walls
   (a) Bathroom walls shall be constructed of masonary or provided with wall reinforcement to allow the later fixing of grabrails around the shower , bath (if provided) and toilet.
   (b) The fastenings, wall reinforcement and grabrails combined must be able able to withstand at least 1100N of force applied in any position and in any direction.
   (c), (d) and (e) The wall around toilet/bath and shower to be via:
   (i) noggings with a thickness of at least 25mm
   (ii) sheeting with a thickness of at least 12mm

# SILVER UNIT PLAN 2

| Rev. | Description | By | Date |
|---|---|---|---|
| A | SSD SUBMISSION | | 19/06/26 |

**Disclaimer**
"THESE DRAWINGS ARE PRELIMINARY DRAWINGS AND ARE SUBJECT TO CHANGE WITHOUT NOTICE DURING THE COURSE OF THE PROPOSED DEVELOPMENT AND IN CONSULTATION WITH COUNCIL. SUBMISSION OF THE DRAWINGS DOES NOT CONSTITUTE A REPRESENTATION OR WARRANTY BY THE DEVELOPER OR ITS SERVANTS, AGENTS OR CONTRACTORS THAT THE DRAWINGS ARE FINAL NOR THAT THE PROPOSED DEVELOPMENT WILL TAKE PLACE IN ACCORDANCE WITH THESE DRAWINGS."

BEFORE CARRYING OUT ANY WORK ENSURE THAT THE DRAWINGS USED CARRY THE LATEST AMENDMENT No.

THESE DOCUMENTS AND ANY WORKS EXECUTED AS A RESULT OF THESE DOCUMENTS SHALL BE SUBJECT TO THE COPYRIGHT CONDITIONS SET OUT IN THE CONDITIONS OF ENGAGEMENT. ©

**Notes**
DRAWINGS MADE TO A LARGER SCALE AND THOSE SHOWING PARTICULAR DETAIL OF WORKS SHALL TAKE PRECEDENCE OVER DRAWINGS MADE TO A SMALLER SCALE AND FOR MORE GENERAL PURPOSES
WHERE ANY DISCREPANCY EXISTS BETWEEN FIGURED AND SCALED DIMENSIONS, THE FIGURED DIMENSIONS SHALL PREVAIL.

BUILDER TO CHECK ALL SITE DIMENSIONS PRIOR TO FABRICATION OF ITEMENTS.
ALL WORK SHOULD COMPLY WITH RELEVANT AUSTRALIAN STANDARDS AND BUILDING CODE OF AUSTRALIA (BCA)

ALL WORK SHALL CONFORM TO THE CONTRACT DOCUMENTS WHICH INCLUDE SPECIFICATIONS, THE DRAWINGS, ALL ADDENDUMS, FINISHES, SCHEDULES AND MODIFICATIONS ISSUED BY THE ARCHITECT.

THE GENERAL CONTRACTOR SHALL REVIEW ALL DOCUMENTS AND VERIFY ALL DIMENSIONS AND FIELD CONDITIONS AND SHALL CONFIRM THAT WORK IS BUILDABLE AS SHOWN. ANY CONFLICTS OR OMISSIONS, ETC., SHALL BE IMMEDIATELY REPORTED TO THE ARCHITECT FOR CLARIFICATION PRIOR TO THE PERFORMANCE OF ANY WORK IN QUESTION.

ALL THE CONSTRUCTION DRAWINGS SHALL BE READ IN CONJUNCTION W ALL CONSULTANTS AND CONTRACTOR DRAWINGS, SCHEDULES AND SPECIFICATIONS. IN CASE OF CONFLICT BETWEEN ARCHITECTS AND CONSULTANTS DRAWINGS IN LOCATING STRUCTURAL ELEMENTS, MATERIALS EQUIPMENT, THE ARCHITECT SHALL BE NOTIFIED FOR CLARIFICATION PRIOR TO PROCEEDING WITH CONSTRUCTION.

DO NOT SCALE DRAWINGS. WRITTEN DIMENSIONS GOVERN PARTITION LOCATIONS, DIMENSIONS AND TYPES. IN CASE OF CONFLICT, NOTIFY ARCHITECT OR WRITTEN CLARIFICATION PRIOR TO PROCEEDING WITH CONSTRUCTION.

**Legend**

**Consultants**

**Client**
A Mourched & G Mourched
ABN 94 935 668 270

**Architects**
tony owen ptnrs
Level 2
12-16 Queen Street
Chippendale NSW 2008
T 9122 9698 2900
F 9122 9698 3018
E info@tonyowen.com.au
Tony Owen Partners Architects Reg. No 7080

**Project**
Leppington

**Project address**
297 BRINGELLY ROAD,
LEPPINGTON NSW 2179

**Key plan**


**Scale** 1 : 50
**Date** 19/06/26
**Drawing title** SILVER UNIT PLAN 2
**Project no.** 1078 **Drawing no.** A421 **Rev.** A
**Drawn** TL
**Drawing status** SSD SUBMISSION

16/06/2026 3:41:01 PM




LEVEL 1 - AFFORDABLE HOUSING FLOOR AREA: 2,063 m²

**TOTAL AFFORDABLE HOUSING PROVIDED (BUILDING A):**

**1 BED - 3 UNITS**
**2 BEDS - 18 UNITS**
**3 BEDS - 5 UNITS**
**TOTAL - 26 UNITS**

AFFORDABLE HOUSING REQUIRED (5%) = 95,597.1*5% = 4,779.8 m2

**UNITS NO.**
101, 102, 103, 104, 105, 106, 107, 108, 109, 110, 111, 112, 113, 114, 115, 116, 117, 118, 119, 120, 121, 122, 214, 215, 216, 217

| AFFORDABLE HOUSING SCHEDULE | | | | |
|---|---|---|---|---|
| | 1 BED | 2 BEDS | 3 BEDS | UNIT NO. |
| LEVEL 1 | | | | 101, 102, 103, 104, 105, 106, 107, 108, 109, 110, 111, 112, 113, 114, 115, 116, 117, 118, 119, 120, 121, 122, 214, 215, 216, 217 |
| TOTAL UNIT NUMBER | | | | 26 UNITS |
| AREA OF AFFORDABLE HOUSING UNITS REQUIRED | | | | 4,779.8 m² |
| AREA OF AFFORDABLE HOUSING UNITS PROPOSED | | | | 26 UNITS (2,430.8m²) |

**TOTAL DEVELOPMENT AFFORDABLE HOUSING UNITS PROPOSED:**

**BUILDING A + BUILDING C = 4,946.8m² (53 UNITS)**

**AFFORDABLE HOUSING PROVIDED = 5.2%**

# AFFORDABLE HOUSING DIAGRAM (BUILDING A)

| Rev. | Description | By | Date |
|---|---|---|---|
| A | SSD SUBMISSION | TOP | 19/06/26 |

**Disclaimer**
THESE DRAWINGS ARE PRELIMINARY DRAWINGS AND ARE SUBJECT TO CHANGE WITHOUT NOTICE DURING THE COURSE OF THE PROPOSED DEVELOPMENT AND IN CONSULTATION WITH COUNCIL. SUBMISSION OF THE DRAWINGS DOES NOT CONSTITUTE A REPRESENTATION OR WARRANTY BY THE DEVELOPER OR ITS SERVANTS, AGENTS OR CONTRACTORS THAT THE DRAWINGS ARE FINAL NOR THAT THE PROPOSED DEVELOPMENT WILL TAKE PLACE IN ACCORDANCE WITH THESE DRAWINGS."

BEFORE CARRYING OUT ANY WORK ENSURE THAT THE DRAWINGS USED CARRY THE LATEST AMENDMENT No.

THESE DOCUMENTS AND ANY WORKS EXECUTED AS A RESULT OF THESE DOCUMENTS SHALL BE SUBJECT TO THE COPYRIGHT CONDITIONS SET OUT IN THE CONDITIONS OF ENGAGEMENT. ©

**Notes**
DRAWINGS MADE TO A LARGER SCALE AND THOSE SHOWING PARTICULAR DETAIL OF WORKS SHALL TAKE PRECEDENCE OVER DRAWINGS MADE TO A SMALLER SCALE AND FOR MORE GENERAL PURPOSES
WHERE ANY DISCREPANCY EXISTS BETWEEN FIGURED AND SCALED DIMENSIONS, THE FIGURED DIMENSIONS SHALL PREVAIL.

BUILDER TO CHECK ALL SITE DIMENSIONS PRIOR TO FABRICATION OF ITEMENTS
ALL WORK SHOULD COMPLY WITH RELEVANT AUSTRALIAN STANDARDS AND BUILDING CODE OF AUSTRALIA (BCA).

ALL WORK SHALL CONFORM TO THE CONTRACT DOCUMENTS WHICH INCLUDE SPECIFICATIONS, THE DRAWINGS, ALL ADDENDUMS, FINISHES, SCHEDULES AND MODIFICATIONS ISSUED BY THE ARCHITECT.

THE GENERAL CONTRACTOR SHALL REVIEW ALL DOCUMENTS AND VERIFY ALL DIMENSIONS AND FIELD CONDITIONS AND SHALL CONFIRM THAT WORK IS BUILDABLE AS SHOWN. ANY CONFLICTS OR OMISSIONS, ETC. SHALL BE IMMEDIATELY REPORTED TO THE ARCHITECT FOR CLARIFICATION PRIOR TO THE PERFORMANCE OF ANY WORK IN QUESTION.

ALL THE CONSTRUCTION DRAWINGS SHALL BE READ IN CONJUNCTION W ALL CONSULTANTS AND CONTRACTOR DRAWINGS, SCHEDULES AND SPECIFICATIONS. IN CASE OF CONFLICT BETWEEN ARCHITECTS AND CONSULTANTS DRAWINGS IN LOCATING STRUCTURAL ELEMENTS, MATERIALS / EQUIPMENT, THE ARCHITECT SHALL BE NOTIFIED FOR CLARIFICATION PRIOR TO PROCEEDING WITH CONSTRUCTION.

DO NOT SCALE DRAWINGS. WRITTEN DIMENSIONS GOVERN PARTITION LOCATIONS, DIMENSIONS AND TYPES. IN CASE OF CONFLICT, NOTIFY ARCHITECT OR WRITTEN CLARIFICATION PRIOR TO PROCEEDING WITH CONSTRUCTION.

**Legend**

**Consultants**

**Client**
A Mourched & G Mourched
ABN 94 935 668 270

**Architects**
tony owen ptnrs
Level 2
13-15 Queen Street
Chippendale NSW 2008
P 8122 9666 2900
F 8122 9699 3018
E info@tonyowen.com.au
Tony Owen Partners Architects Reg. No 7080

**Project**
Leppington
Project address
297 BRINGELLY ROAD,
LEPPINGTON NSW 2179

**Key plan**

**Scale** As indicated
**Date** 19/06/26
**Drawing title** AFFORDABLE HOUSING DIAGRAM (BUILDING A)
**Project no.** 1111 **Drawing no.** A409 **Rev.** A
**Drawn** TL
**Drawing status** SSD SUBMISSION

16/06/2026 7:49:58 PM

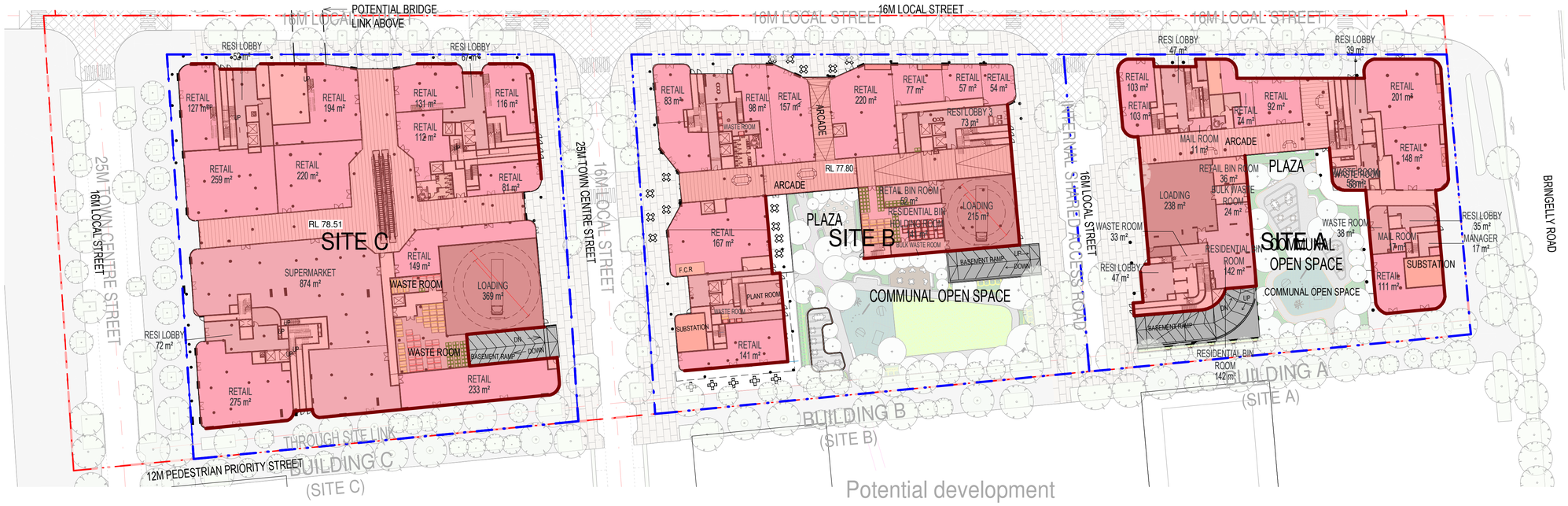


1 SITE COVERAGE DIAGRAM

| SITE COVERAGE | | | |
|---|---|---|---|
| ITEM | SITE AREA | COVERAGE AREA | PERCENTAGE OF SITE AREA |
| SITE A (BLDG. A + B) | 11246.0 $m^2$ | 5438.79 $m^2$ | 48.36% |
| SITE B (BLDG. C) | 6422.0 $m^2$ | 5092.79 $m^2$ | 79.30% |
| COMBINED | 17668.0 $m^2$ | 10531.58 $m^2$ | 59.60% |

50% Maximum Site Coverage Allowed

Site Coverage

# SITE COVERAGE DIAGRAM

| Rev. | Description | By | Date |
|---|---|---|---|
| A | SSD SUBMISSION | TOP | 19/06/26 |

**Disclaimer**

"THESE DRAWINGS ARE PRELIMINARY DRAWINGS AND ARE SUBJECT TO CHANGE WITHOUT NOTICE DURING THE COURSE OF THE PROPOSED DEVELOPMENT AND IN CONSULTATION WITH COUNCIL. SUBMISSION OF THE DRAWINGS DOES NOT CONSTITUTE A REPRESENTATION OR WARRANTY BY THE DEVELOPER OR ITS SERVANTS, AGENTS OR CONTRACTORS THAT THE DRAWINGS ARE FINAL NOR THAT THE PROPOSED DEVELOPMENT WILL TAKE PLACE IN ACCORDANCE WITH THESE DRAWINGS."

BEFORE CARRYING OUT ANY WORK ENSURE THAT THE DRAWINGS USED CARRY THE LATEST AMENDMENT No.

THESE DOCUMENTS AND ANY WORKS EXECUTED AS A RESULT OF THESE DOCUMENTS SHALL BE SUBJECT TO THE COPYRIGHT CONDITIONS SET OUT IN THE CONDITIONS OF ENGAGEMENT. ©

**Notes**

DRAWINGS MADE TO A LARGER SCALE AND THOSE SHOWING PARTICULAR DETAIL OF WORKS SHALL TAKE PRECEDENCE OVER DRAWINGS MADE TO A SMALLER SCALE AND FOR MORE GENERAL PURPOSES.
WHERE ANY DISCREPANCY EXISTS BETWEEN FIGURED AND SCALED DIMENSIONS, THE FIGURED DIMENSIONS SHALL PREVAIL.

BUILDER TO CHECK ALL SITE DIMENSIONS PRIOR TO FABRICATION OF ITEMS/ITS.
ALL WORK SHOULD COMPLY WITH RELEVANT AUSTRALIAN STANDARDS AND BUILDING CODE OF AUSTRALIA (BCA).

ALL WORK SHALL CONFORM TO THE CONTRACT DOCUMENTS WHICH INCLUDE SPECIFICATIONS, THE DRAWINGS, ALL ADDENDUMS, FINISHES, SCHEDULES AND MODIFICATIONS ISSUED BY THE ARCHITECT.

THE GENERAL CONTRACTOR SHALL REVIEW ALL DOCUMENTS AND VERIFY ALL DIMENSIONS AND FIELD CONDITIONS AND SHALL CONFIRM THAT WORK IS BUILDABLE AS SHOWN. ANY CONFLICTS OR OMISSIONS, ETC., SHALL BE IMMEDIATELY REPORTED TO THE ARCHITECT FOR CLARIFICATION PRIOR TO THE PERFORMANCE OF ANY WORK IN QUESTION.

ALL THE CONSTRUCTION DRAWINGS SHALL BE READ IN CONJUNCTION W/ ALL CONSULTANTS AND CONTRACTOR DRAWINGS, SCHEDULES AND SPECIFICATIONS. IN CASE OF CONFLICT BETWEEN ARCHITECTS AND CONSULTANTS DRAWINGS IN LOCATING STRUCTURAL ELEMENTS, MATERIALS / EQUIPMENT, THE ARCHITECT SHALL BE NOTIFIED FOR CLARIFICATION PRIOR TO PROCEEDING WITH CONSTRUCTION.

DO NOT SCALE DRAWINGS. WRITTEN DIMENSIONS GOVERN PARTITION LOCATIONS, DIMENSIONS AND TYPES. IN CASE OF CONFLICT, NOTIFY ARCHITECT OR WRITTEN CLARIFICATION PRIOR TO PROCEEDING WITH CONSTRUCTION.

**Legend**

**Consultants**

**Client**

A Mourched & G Mourched
ABN 94 935 668 270

**Architects**

tony owen ptnrs
Level 2
10-16 Queen Street
Chippendale NSW 2008
P 9332 9699 2900
F 9332 9699 3010
E info@tonyowen.com.au

Tony Owen Partners Architects Reg. No 7080

**Project**

Leppington

**Project address**
297 BRINGELLY ROAD,
LEPPINGTON NSW 2179

**Key plan**



**Scale**
As indicated

**Date**
19/06/26

**Drawing title**
SITE COVERAGE DIAGRAM

**Project no.** 1111 **Drawing no.** A430 **Rev.** A

**Drawn** TL

**Drawing status**
SSD SUBMISSION

19/06/2026 5:00:30 PM




**Deep Soil (width greater than 3m) - medium tree planting**

**Deep Soil (width greater than 6m) - large tree planting**

**Alternative Soil Planting (up to 1m depth) - small tree**

# DEEP SOIL DIAGRAM 1

| Rev. | Description | By | Date |
|---|---|---|---|
| A | SSD SUBMISSION | TOP | 19/06/26 |

**Disclaimer**

THESE DRAWINGS ARE PRELIMINARY DRAWINGS AND ARE SUBJECT TO CHANGE WITHOUT NOTICE DURING THE COURSE OF THE PROPOSED DEVELOPMENT AND IN CONSULTATION WITH COUNCIL. SUBMISSION OF THE DRAWINGS DOES NOT CONSTITUTE A REPRESENTATION OR WARRANTY BY THE DEVELOPER OR ITS SERVANTS, AGENTS OR CONTRACTORS THAT THE DRAWINGS ARE FINAL NOR THAT THE PROPOSED DEVELOPMENT WILL TAKE PLACE IN ACCORDANCE WITH THESE DRAWINGS."

BEFORE CARRYING OUT ANY WORK ENSURE THAT THE DRAWINGS USED CARRY THE LATEST AMENDMENT No.

THESE DOCUMENTS AND ANY WORKS EXECUTED AS A RESULT OF THESE DOCUMENTS SHALL BE SUBJECT TO THE COPYRIGHT CONDITIONS SET OUT IN THE CONDITIONS OF ENGAGEMENT. ©

**Notes**

DRAWINGS MADE TO A LARGER SCALE AND THOSE SHOWING PARTICULAR DETAIL OF WORKS SHALL TAKE PRECEDENCE OVER DRAWINGS MADE TO A SMALLER SCALE AND FOR MORE GENERAL PURPOSES.
WHERE ANY DISCREPANCY EXISTS BETWEEN FIGURED AND SCALED DIMENSIONS, THE FIGURED DIMENSIONS SHALL PREVAIL.

BUILDER TO CHECK ALL SITE DIMENSIONS PRIOR TO FABRICATION OF ITEMS ETC.
ALL WORK SHOULD COMPLY WITH RELEVANT AUSTRALIAN STANDARDS AND BUILDING CODE OF AUSTRALIA (BCA).

ALL WORK SHALL CONFORM TO THE CONTRACT DOCUMENTS WHICH INCLUDE SPECIFICATIONS, THE DRAWINGS, ALL ADDENDUMS, FINISHES, SCHEDULES AND MODIFICATIONS ISSUED BY THE ARCHITECT.

THE GENERAL CONTRACTOR SHALL REVIEW ALL DOCUMENTS AND VERIFY ALL DIMENSIONS AND FIELD CONDITIONS AND SHALL CONFIRM THAT WORK IS BUILDABLE AS SHOWN. ANY CONFLICTS OR OMISSIONS, ETC., SHALL BE IMMEDIATELY REPORTED TO THE ARCHITECT FOR CLARIFICATION PRIOR TO THE PERFORMANCE OF ANY WORK IN QUESTION.

ALL THE CONSTRUCTION DRAWINGS SHALL BE READ IN CONJUNCTION W/ ALL CONSULTANTS AND CONTRACTOR DRAWINGS, SCHEDULES AND SPECIFICATIONS. IN CASE OF CONFLICT BETWEEN ARCHITECTS AND CONSULTANTS DRAWINGS IN LOCATING STRUCTURAL ELEMENTS, MATERIALS / EQUIPMENT, THE ARCHITECT SHALL BE NOTIFIED FOR CLARIFICATION PRIOR TO PROCEEDING WITH CONSTRUCTION.

DO NOT SCALE DRAWINGS. WRITTEN DIMENSIONS GOVERN PARTITION LOCATIONS, DIMENSIONS AND TYPES. IN CASE OF CONFLICT, NOTIFY ARCHITECT OR WRITTEN CLARIFICATION PRIOR TO PROCEEDING WITH CONSTRUCTION.

**Legend**

**Consultants**

**Client**

A Mourched & G Mourched
ABN 94 935 668 270

**Architects**

tony owen ptnrs
Level 2
10-16 Queen Street
Chippendale NSW 2008
T 9332 9698 2900
F 9332 9699 3018
E info@tonyowen.com.au

Tony Owen Partners Architects Reg. No 7080

**Project**

Leppington

**Project address**
297 BRINGELLY ROAD,
LEPPINGTON NSW 2179

**Key plan**



**Scale** 1 : 500 **Date** 19/06/26

**Drawing title**
DEEP SOIL DIAGRAM 1

**Project no.** 1111 **Drawing no.** A431 **Rev.** A

**Drawn** TL

**Drawing status**
SSD SUBMISSION

19/06/2026 5:00:40 PM




# COMPLIANCE REQUIREMENTS

**APARTMENT DESIGN GUIDE OBJECTIVE 3E-1**

Design criteria

1. Deep soil zons are to meet hte following minimum requirements:

| Site area | Minimum dimensions | Deep soil zone (% of site area) |
|---|---|---|
| Less than 650m² | - | 7% |
| 650m² - 1,500m² | 3m | |
| Greater than 1,500m² | 6m | |
| Greater than 1,500m² with significant existing tree cover | 6m | |

Design Guidance

On some sites it may be possible to provide larger deep soil zones, depending on the site area and context:

a. 10% of the site as deep soil on sites with an area of 650m2 - 1,500m2
b. 15% of the site as deep soil on sites greater than 1,500m2

Achieving the design criteria may not be possible on some sites including where:

a. The location and building typology have limited or no space for deep soil at ground level (e.g. central business district, constrained sites, high density areas, or in centres)
b. There is 100% site coverage or non-residential uses at ground floor level

Where a proposal does not achieve deep soil requirements, acceptable stormwater management should be achieved and alternative forms of planting provided such as on structure.

Building C is proposed with full site coverage. To compensate, an alternative planting area is provided within the Level 3 communal open space, offering a soil zone up to 1 metre deep. Small trees are proposed in planter boxes with planting depths of up to 2 metres.

**DEEP SOIL COMPLIANCE SCHEDULE**

| ITEM | SITE AREA | SEEP SOIL AREA | PERCENTAGE | 15% COMPLIANCE | 7% COMPLIANCE |
|---|---|---|---|---|---|
| SITE A | 4924.44 m² | 1124.49 m² | 22.83% | YES | YES |
| SITE B | 6320 m² | 1719.25 m² | 27.2% | YES | YES |
| SITE C | 6422.0 m² | 1152.92 m² | 17.95% | YES | YES |
| COMBINED | 17666.44 m² | 3996.66 m² | 22.62% | YES | YES |

# MINIMUM 1m DEPTH COMPLIANCE SUMMARY

## DEEP SOIL

**SITE A: BLDG. A**
TOTAL AREA: 1124.49m²
COMPLIANCE: 22.83%

**SITE B: BLDG. B**
TOTAL AREA: 1719.25m²
COMPLIANCE: 27.2%

**SITE B: BLDG. C**
TOTAL AREA: 1152.92m²
COMPLIANCE: 17.95%

**Deep Soil (width greater than 3m) - medium tree planting**

**Deep Soil (width greater than 6m) - large tree planting**

**Alternative Soil Planting (up to 1m depth) - small tree planting**

# DEEP SOIL DIAGRAM 2

| Rev. | Description | By | Date |
|---|---|---|---|
| A | SSD SUBMISSION | TOP | 19/06/26 |

**Disclaimer**
"THESE DRAWINGS ARE PRELIMINARY DRAWINGS AND ARE SUBJECT TO CHANGE WITHOUT NOTICE DURING THE COURSE OF THE PROPOSED DEVELOPMENT AND IN CONSULTATION WITH COUNCIL. SUBMISSION OF THE DRAWINGS DOES NOT CONSTITUTE A REPRESENTATION OR WARRANTY BY THE DEVELOPER OR ITS SERVANTS, AGENTS OR CONTRACTORS THAT THE DRAWINGS ARE FINAL NOR THAT THE PROPOSED DEVELOPMENT WILL TAKE PLACE IN ACCORDANCE WITH THESE DRAWINGS."
BEFORE CARRYING OUT ANY WORK ENSURE THAT THE DRAWINGS USED CARRY THE LATEST AMENDMENT No.
THESE DOCUMENTS AND ANY WORKS EXECUTED AS A RESULT OF THESE DOCUMENTS SHALL BE SUBJECT TO THE COPYRIGHT CONDITIONS SET OUT IN THE CONDITIONS OF ENGAGEMENT. ©

**Notes**
DRAWINGS MADE TO A LARGER SCALE AND THOSE SHOWING PARTICULAR DETAIL OF WORKS SHALL TAKE PRECEDENCE OVER DRAWINGS MADE TO A SMALLER SCALE AND FOR MORE GENERAL PURPOSES.
WHERE ANY DISCREPANCY EXISTS BETWEEN FIGURED AND SCALED DIMENSIONS, THE FIGURED DIMENSIONS SHALL PREVAIL.
BUILDER TO CHECK ALL SITE DIMENSIONS PRIOR TO FABRICATION OF ITEMS/ITS.
ALL WORK SHOULD COMPLY WITH RELEVANT AUSTRALIAN STANDARDS AND BUILDING CODE OF AUSTRALIA (BCA).
ALL WORK SHALL CONFORM TO THE CONTRACT DOCUMENTS WHICH INCLUDE SPECIFICATIONS, THE DRAWINGS, ALL ADDENDUMS, FINISHES, SCHEDULES AND MODIFICATIONS ISSUED BY THE ARCHITECT.

THE GENERAL CONTRACTOR SHALL REVIEW ALL DOCUMENTS AND VERIFY ALL DIMENSIONS AND FIELD CONDITIONS AND SHALL CONFIRM THAT WORK IS BUILDABLE AS SHOWN. ANY CONFLICTS OR OMISSIONS, ETC., SHALL BE IMMEDIATELY REPORTED TO THE ARCHITECT FOR CLARIFICATION PRIOR TO THE PERFORMANCE OF ANY WORK IN QUESTION.
ALL THE CONSTRUCTION DRAWINGS SHALL BE READ IN CONJUNCTION W/ ALL CONSULTANTS AND CONTRACTOR DRAWINGS, SCHEDULES AND SPECIFICATIONS. IN CASE OF CONFLICT BETWEEN ARCHITECTS AND CONSULTANTS DRAWINGS IN LOCATING STRUCTURAL ELEMENTS, MATERIALS / EQUIPMENT, THE ARCHITECT SHALL BE NOTIFIED FOR CLARIFICATION PRIOR TO PROCEEDING WITH CONSTRUCTION.
DO NOT SCALE DRAWINGS. WRITTEN DIMENSIONS GOVERN PARTITION LOCATIONS, DIMENSIONS AND TYPES. IN CASE OF CONFLICT, NOTIFY ARCHITECT OR WRITTEN CLARIFICATION PRIOR TO PROCEEDING WITH CONSTRUCTION.

**Legend**

**Consultants**

**Client**
A Mourched & G Mourched
ABN 94 935 668 270

**Architects**
tony owen ptnrs
Level 2
10-16 Queen Street
Chippendale NSW 2008
P 9332 3699 F 9332 3699 3699
E info@tonyowen.com.au
Tony Owen Partners Architects Reg. No 7080

**Project**
Leppington
**Project address**
297 BRINGELLY ROAD, LEPPINGTON NSW 2179

**Key plan**

**Scale** As indicated
**Date** 19/06/26
**Drawing title** DEEP SOIL DIAGRAM 2
**Project no.** 1111 **Drawing no.** A432 **Rev.** A
**Drawn** TL
**Drawing status** SSD SUBMISSION

19/06/2026 5:02:50 PM




BUILDING A GROUND FLOOR SOFT LANDSCAPE

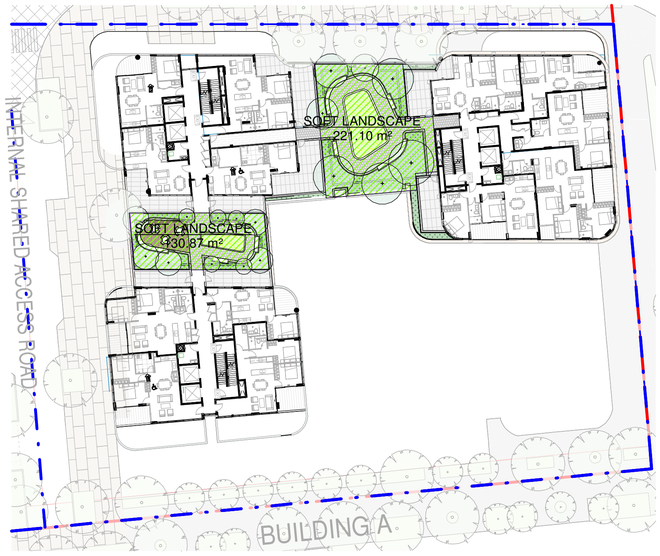


BUILDING A LEVEL 8 SOFT LANDSCAPE

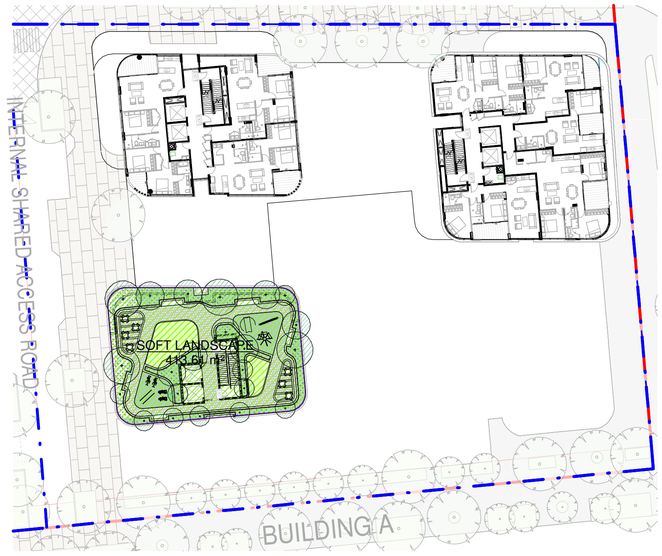


BUILDING A LEVEL 15 SOFT LANDSCAPE




BUILDING B GROUND FLOOR SOFT LANDSCAPE




BUILDING B LEVEL 8 SOFT LANDSCAPE




BUILDING B LEVEL 17 SOFT LANDSCAPE

# SOFT LANDSCAPE DIAGRAM 1

| Rev. | Description | By | Date |
|---|---|---|---|
| A | SSD SUBMISSION | TOP | 19/06/26 |

**Disclaimer**

"THESE DRAWINGS ARE PRELIMINARY DRAWINGS AND ARE SUBJECT TO CHANGE WITHOUT NOTICE DURING THE COURSE OF THE PROPOSED DEVELOPMENT AND IN CONSULTATION WITH COUNCIL. SUBMISSION OF THE DRAWINGS DOES NOT CONSTITUTE A REPRESENTATION OR WARRANTY BY THE DEVELOPER OR ITS SERVANTS, AGENTS OR CONTRACTORS THAT THE DRAWINGS ARE FINAL NOR THAT THE PROPOSED DEVELOPMENT WILL TAKE PLACE IN ACCORDANCE WITH THESE DRAWINGS."

BEFORE CARRYING OUT ANY WORK ENSURE THAT THE DRAWINGS USED CARRY THE LATEST AMENDMENT No.

THESE DOCUMENTS AND ANY WORKS EXECUTED AS A RESULT OF THESE DOCUMENTS SHALL BE SUBJECT TO THE COPYRIGHT CONDITIONS SET OUT IN THE CONDITIONS OF ENGAGEMENT. ©

**Notes**

DRAWINGS MADE TO A LARGER SCALE AND THOSE SHOWING PARTICULAR DETAIL OF WORKS SHALL TAKE PRECEDENCE OVER DRAWINGS MADE TO A SMALLER SCALE AND FOR MORE GENERAL PURPOSES.
WHERE ANY DISCREPANCY EXISTS BETWEEN FIGURED AND SCALED DIMENSIONS, THE FIGURED DIMENSIONS SHALL PREVAIL.

BUILDER TO CHECK ALL SITE DIMENSIONS PRIOR TO FABRICATION OF ITEM/S.
ALL WORK SHOULD COMPLY WITH RELEVANT AUSTRALIAN STANDARDS AND BUILDING CODE OF AUSTRALIA (BCA).

ALL WORK SHALL CONFORM TO THE CONTRACT DOCUMENTS WHICH INCLUDE SPECIFICATIONS, THE DRAWINGS, ALL ADDENDUMS, FINISHES, SCHEDULES AND MODIFICATIONS ISSUED BY THE ARCHITECT.

THE GENERAL CONTRACTOR SHALL REVIEW ALL DOCUMENTS AND VERIFY ALL DIMENSIONS AND FIELD CONDITIONS AND SHALL CONFIRM THAT WORK IS BUILDABLE AS SHOWN. ANY CONFLICTS OR OMISSIONS, ETC., SHALL BE IMMEDIATELY REPORTED TO THE ARCHITECT FOR CLARIFICATION PRIOR TO THE PERFORMANCE OF ANY WORK IN QUESTION.

ALL THE CONSTRUCTION DRAWINGS SHALL BE READ IN CONJUNCTION W/ ALL CONSULTANTS AND CONTRACTOR DRAWINGS, SCHEDULES AND SPECIFICATIONS. IN CASE OF CONFLICT BETWEEN ARCHITECTS AND CONSULTANTS DRAWINGS IN LOCATING STRUCTURAL ELEMENTS, MATERIALS / EQUIPMENT, THE ARCHITECT SHALL BE NOTIFIED FOR CLARIFICATION PRIOR TO PROCEEDING WITH CONSTRUCTION.

DO NOT SCALE DRAWINGS. WRITTEN DIMENSIONS GOVERN PARTITION LOCATIONS, DIMENSIONS AND TYPES. IN CASE OF CONFLICT, NOTIFY ARCHITECT OR WRITTEN CLARIFICATION PRIOR TO PROCEEDING WITH CONSTRUCTION.

**Legend**

**Consultants**

**Client**

A Mourched & G Mourched
ABN 94 935 668 270

**Architects**

tony owen ptnrs
Level 2
10-16 Queen Street
Chippendale NSW 2008
P 9332 9699 2500
F 9332 9699 3010
E info@tonyowen.com.au
Tony Owen Partners Architects Reg. No 7080

**Project**

Leppington

**Project address**
297 BRINGELLY ROAD,
LEPPINGTON NSW 2179

**Key plan**



| Scale | Date |
|---|---|
| 1 : 400 | 19/06/26 |

**Drawing title**
SOFT LANDSCAPE DIAGRAM 1

| Project no. | Drawing no. | Rev. |
|---|---|---|
| 1111 | A433 | A |

Drawn TL

**Drawing status**
SSD SUBMISSION

19/06/2026 5:02:58 PM




## BUILDING C LEVEL 2 SOFT LANDSCAPE




## BUILDING C LEVEL 8 SOFT LANDSCAPE




## BUILDING C LEVEL 20 SOFT LANDSCAPE

| SOFT LANDSCAPE SCHEDULE | | | | |
|---|---|---|---|---|
| ITEM | SITE AREA | LANDSCAPE AREA | PERCENTAGE | |
| SITE A (BLDG. A ) | 4924.44 m² | 1537.6 m² | 31.22% | YES |
| SITE B (BLDG. B) | 6320 m² | 2000.72 m² | 31.66% | YES |
| SITE B (BLDG. C) | 6422.0 m² | 2935.07 m² | 45.7% | YES |
| COMBINED | 17666.44 m² | 6,473.39 m² | 36.64% | YES |

30% Minimum Communal Total Landscape Required

Soft Landscape

# SOFT LANDSCAPE DIAGRAM 2

| Rev. | Description | By | Date |
|---|---|---|---|
| A | SSD SUBMISSION | TOP | 19/06/26 |

**Disclaimer**

THESE DRAWINGS ARE PRELIMINARY DRAWINGS AND ARE SUBJECT TO CHANGE WITHOUT NOTICE DURING THE COURSE OF THE PROPOSED DEVELOPMENT AND IN CONSULTATION WITH COUNCIL. SUBMISSION OF THE DRAWINGS DOES NOT CONSTITUTE A REPRESENTATION OR WARRANTY BY THE DEVELOPER OR ITS SERVANTS, AGENTS OR CONTRACTORS THAT THE DRAWINGS ARE FINAL NOR THAT THE PROPOSED DEVELOPMENT WILL TAKE PLACE IN ACCORDANCE WITH THESE DRAWINGS."

BEFORE CARRYING OUT ANY WORK ENSURE THAT THE DRAWINGS USED CARRY THE LATEST AMENDMENT No.

© THESE DOCUMENTS AND ANY WORKS EXECUTED AS A RESULT OF THESE DOCUMENTS SHALL BE SUBJECT TO THE COPYRIGHT CONDITIONS SET OUT IN THE CONDITIONS OF ENGAGEMENT.

**Notes**

DRAWINGS MADE TO A LARGER SCALE AND THOSE SHOWING PARTICULAR DETAIL OF WORKS SHALL TAKE PRECEDENCE OVER DRAWINGS MADE TO A SMALLER SCALE AND FOR MORE GENERAL PURPOSES.

WHERE ANY DISCREPANCY EXISTS BETWEEN FIGURED AND SCALED DIMENSIONS, THE FIGURED DIMENSIONS SHALL PREVAIL.

BUILDER TO CHECK ALL SITE DIMENSIONS PRIOR TO FABRICATION OF ITEMS ETC.

ALL WORK SHOULD COMPLY WITH RELEVANT AUSTRALIAN STANDARDS AND BUILDING CODE OF AUSTRALIA (BCA).

ALL WORK SHALL CONFORM TO THE CONTRACT DOCUMENTS WHICH INCLUDE SPECIFICATIONS, THE DRAWINGS, ALL ADDENDUMS, FINISHES, SCHEDULES AND MODIFICATIONS ISSUED BY THE ARCHITECT.

THE GENERAL CONTRACTOR SHALL REVIEW ALL DOCUMENTS AND VERIFY ALL DIMENSIONS AND FIELD CONDITIONS AND SHALL CONFIRM THAT WORK IS BUILDABLE AS SHOWN. ANY CONFLICTS OR OMISSIONS, ETC., SHALL BE IMMEDIATELY REPORTED TO THE ARCHITECT FOR CLARIFICATION PRIOR TO THE PERFORMANCE OF ANY WORK IN QUESTION.

ALL THE CONSTRUCTION DRAWINGS SHALL BE READ IN CONJUNCTION W/ ALL CONSULTANTS AND CONTRACTOR DRAWINGS, SCHEDULES AND SPECIFICATIONS. IN CASE OF CONFLICT BETWEEN ARCHITECTS AND CONSULTANTS DRAWINGS IN LOCATING STRUCTURAL ELEMENTS, MATERIALS / EQUIPMENT, THE ARCHITECT SHALL BE NOTIFIED FOR CLARIFICATION PRIOR TO PROCEEDING WITH CONSTRUCTION.

DO NOT SCALE DRAWINGS. WRITTEN DIMENSIONS GOVERN PARTITION LOCATIONS, DIMENSIONS AND TYPES. IN CASE OF CONFLICT, NOTIFY ARCHITECT OR WRITTEN CLARIFICATION PRIOR TO PROCEEDING WITH CONSTRUCTION.

**Legend**

**Consultants**

**Client**

A Mourched & G Mourched
ABN 94 935 668 270

**Architects**

tony owen ptnrs
Level 2
10-16 Queen Street
Chippendale NSW 2008
P 9320 9666 2900
F 9320 9699 3018
E info@tonyowen.com.au

Tony Owen Partners Architects Reg. No 7080

**Project**

Leppington

**Project address**
297 BRINGELLY ROAD,
LEPPINGTON NSW 2179

**Key plan**



| Scale | Date |
|---|---|
| As indicated | 19/06/26 |

**Drawing title**
SOFT LANDSCAPE DIAGRAM 2

| Project no. | Drawing no. | Rev. |
|---|---|---|
| 1111 | A434 | A |

**Drawing status**
SSD SUBMISSION

16/06/2026 5:03:41 PM

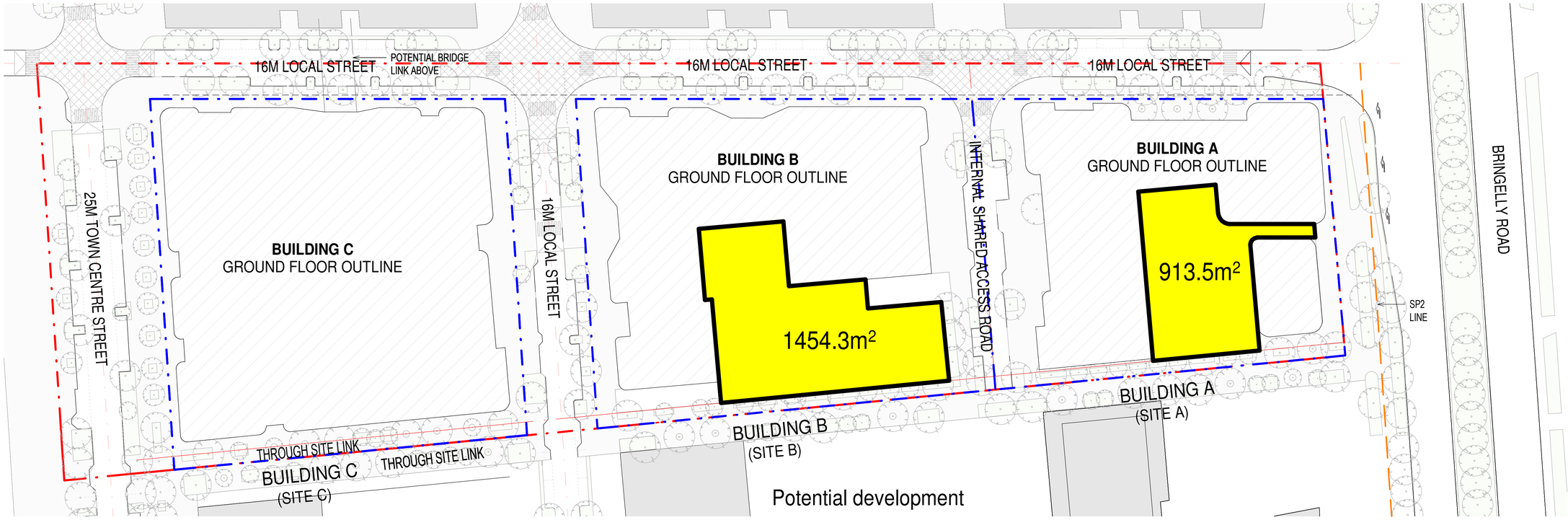


1 COS AREA DIAGRAM - GROUND FLOOR

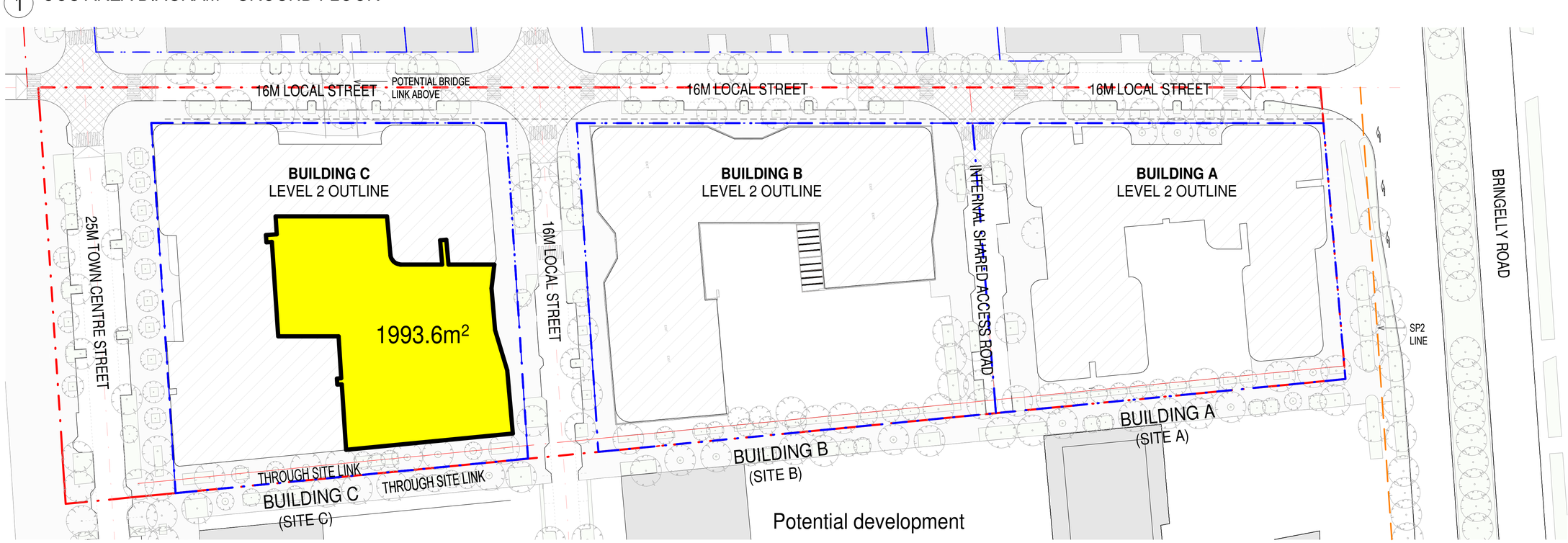


2 COS AREA DIAGRAM - LEVEL 2

# COMMUNAL OPEN SPACE PLAN

| Rev. | Description | By | Date |
|---|---|---|---|
| A | SSD SUBMISSION | TOP | 19/06/26 |

**Disclaimer**

THESE DRAWINGS ARE PRELIMINARY DRAWINGS AND ARE SUBJECT TO CHANGE WITHOUT NOTICE DURING THE COURSE OF THE PROPOSED DEVELOPMENT AND IN CONSULTATION WITH COUNCIL. SUBMISSION OF THE DRAWINGS DOES NOT CONSTITUTE A REPRESENTATION OR WARRANTY BY THE DEVELOPER OR ITS SERVANTS, AGENTS OR CONTRACTORS THAT THE DRAWINGS ARE FINAL NOR THAT THE PROPOSED DEVELOPMENT WILL TAKE PLACE IN ACCORDANCE WITH THESE DRAWINGS."

BEFORE CARRYING OUT ANY WORK ENSURE THAT THE DRAWINGS USED CARRY THE LATEST AMENDMENT No.

THESE DOCUMENTS AND ANY WORKS EXECUTED AS A RESULT OF THESE DOCUMENTS SHALL BE SUBJECT TO THE COPYRIGHT CONDITIONS SET OUT IN THE CONDITIONS OF ENGAGEMENT. ©

**Notes**

DRAWINGS MADE TO A LARGER SCALE AND THOSE SHOWING PARTICULAR DETAIL OF WORKS SHALL TAKE PRECEDENCE OVER DRAWINGS MADE TO A SMALLER SCALE AND FOR MORE GENERAL PURPOSES.
WHERE ANY DISCREPANCY EXISTS BETWEEN FIGURED AND SCALED DIMENSIONS, THE FIGURED DIMENSIONS SHALL PREVAIL.

BUILDER TO CHECK ALL SITE DIMENSIONS PRIOR TO FABRICATION OF ITEMS ETC.
ALL WORK SHOULD COMPLY WITH RELEVANT AUSTRALIAN STANDARDS AND BUILDING CODE OF AUSTRALIA (BCA).

ALL WORK SHALL CONFORM TO THE CONTRACT DOCUMENTS WHICH INCLUDE SPECIFICATIONS, THE DRAWINGS, ALL ADDENDUMS, FINISHES, SCHEDULES AND MODIFICATIONS ISSUED BY THE ARCHITECT.

THE GENERAL CONTRACTOR SHALL REVIEW ALL DOCUMENTS AND VERIFY ALL DIMENSIONS AND FIELD CONDITIONS AND SHALL CONFIRM THAT WORK IS BUILDABLE AS SHOWN. ANY CONFLICTS OR OMISSIONS, ETC., SHALL BE IMMEDIATELY REPORTED TO THE ARCHITECT FOR CLARIFICATION PRIOR TO THE PERFORMANCE OF ANY WORK IN QUESTION.

ALL THE CONSTRUCTION DRAWINGS SHALL BE READ IN CONJUNCTION W/ ALL CONSULTANTS AND CONTRACTOR DRAWINGS, SCHEDULES AND SPECIFICATIONS. IN CASE OF CONFLICT BETWEEN ARCHITECTS AND CONSULTANTS DRAWINGS IN LOCATING STRUCTURAL ELEMENTS, MATERIALS / EQUIPMENT, THE ARCHITECT SHALL BE NOTIFIED FOR CLARIFICATION PRIOR TO PROCEEDING WITH CONSTRUCTION.

DO NOT SCALE DRAWINGS. WRITTEN DIMENSIONS GOVERN PARTITION LOCATIONS, DIMENSIONS AND TYPES. IN CASE OF CONFLICT, NOTIFY ARCHITECT OR WRITTEN CLARIFICATION PRIOR TO PROCEEDING WITH CONSTRUCTION.

**Legend**

**Consultants**

**Client**

A Mourched & G Mourched
ABN 94 935 668 270

**Architects**

tony owen ptnrs
Level 2
10-16 Queen Street
Chippendale NSW 2008
P 9332 9699 2900
F 9332 9699 3018
info@tonyowen.com.au

Tony Owen Partners Architects Reg. No 7080

**Project**

Leppington

**Project address**
297 BRINGELLY ROAD,
LEPPINGTON NSW 2179

**Key plan**



| Scale | Date |
|---|---|
| As indicated | 19/06/26 |

**Drawing title**
COMMUNAL OPEN SPACE PLAN

| Project no. 1111 | Drawing no. | Rev. |
|---|---|---|
| Drawn TL | A435 | A |

**Drawing status**
SSD SUBMISSION

16/06/2026 5:03:45 PM

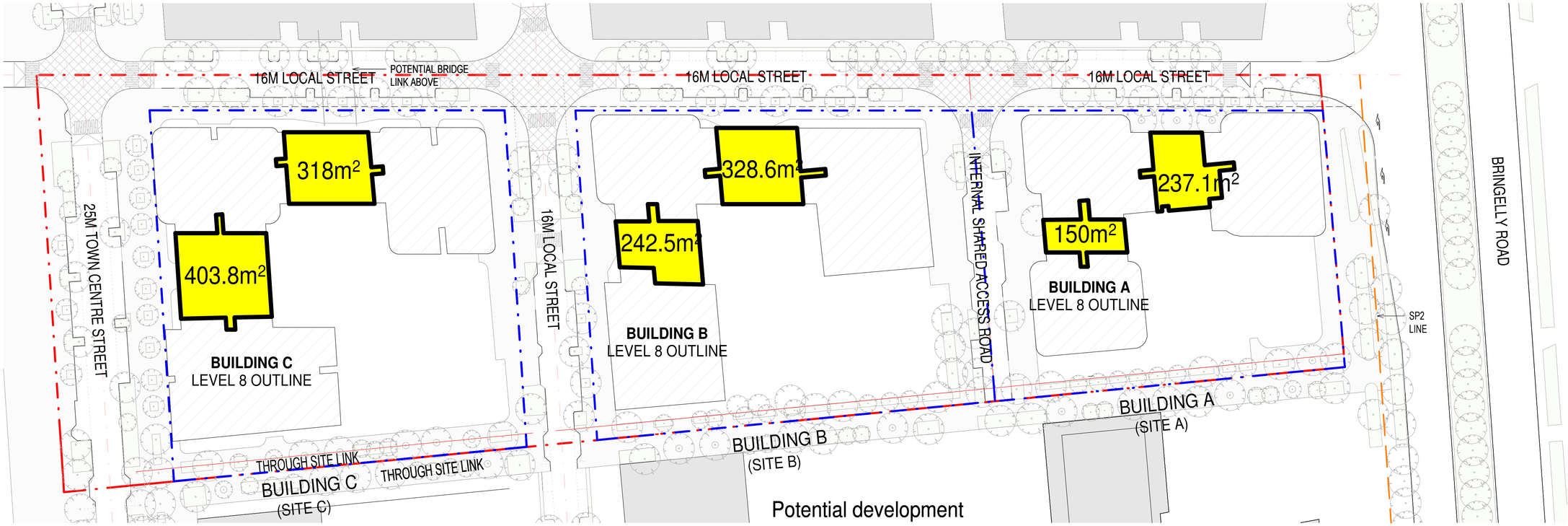


3 COS AREA DIAGRAM - LEVEL 8

| APARTMENT SITES- TOTAL COMMUNAL OPEN SPACE | | | | | | | |
|---|---|---|---|---|---|---|---|
| ITEM | GF C.O.S AREA | L2 C.O.S AREA | L8 C.O.S AREA | TOTAL C.O.S AREA | SITE AREA | PROPOSED PERCENTAGE OF SITE AREA | |
| SITE A (BLDG. A ) | 913.5 $m^2$ | N/A | 387.1 $m^2$ | 1300.6 $m^2$ | 4926 $m^2$ | 26.40% | COMPLIANT ✓ |
| SITE B (BLDG. B) | 1454.3 $m^2$ | N/A | 571.1 $m^2$ | 2025.4 $m^2$ | 6320.0 $m^2$ | 32.04% | COMPLIANT ✓ |
| SITE C (BLDG. C) | N/A | 1993.6 $m^2$ | 721.8 $m^2$ | 2715.4 $m^2$ | 6422.0 $m^2$ | 42.28% | COMPLIANT ✓ |
| COMBINED | 2367.8$m^2$ | 1993.6 $m^2$ | 1680 $m^2$ | 6041.4 $m^2$ | 17668.0 $m^2$ | 34.41% | COMPLIANT ✓ |

25% Minimum Communal Open Space Required

## LEGEND

Communal Open Space

# COMMUNAL OPEN SPACE PLAN

| Rev. | Description | By | Date |
|---|---|---|---|
| A | SSD SUBMISSION | TOP | 19/06/26 |

**Disclaimer**
"THESE DRAWINGS ARE PRELIMINARY DRAWINGS AND ARE SUBJECT TO CHANGE WITHOUT NOTICE DURING THE COURSE OF THE PROPOSED DEVELOPMENT AND IN CONSULTATION WITH COUNCIL. SUBMISSION OF THE DRAWINGS DOES NOT CONSTITUTE A REPRESENTATION OR WARRANTY BY THE DEVELOPER OR ITS SERVANTS, AGENTS OR CONTRACTORS THAT THE DRAWINGS ARE FINAL NOR THAT THE PROPOSED DEVELOPMENT WILL TAKE PLACE IN ACCORDANCE WITH THESE DRAWINGS."

BEFORE CARRYING OUT ANY WORK ENSURE THAT THE DRAWINGS USED CARRY THE LATEST AMENDMENT No.

THESE DOCUMENTS AND ANY WORKS EXECUTED AS A RESULT OF THESE DOCUMENTS SHALL BE SUBJECT TO THE COPYRIGHT CONDITIONS SET OUT IN THE CONDITIONS OF ENGAGEMENT. ©

**Notes**
DRAWINGS MADE TO A LARGER SCALE AND THOSE SHOWING PARTICULAR DETAIL OF WORKS SHALL TAKE PRECEDENCE OVER DRAWINGS MADE TO A SMALLER SCALE AND FOR MORE GENERAL PURPOSES.
WHERE ANY DISCREPANCY EXISTS BETWEEN FIGURED AND SCALED DIMENSIONS, THE FIGURED DIMENSIONS SHALL PREVAIL.

BUILDER TO CHECK ALL SITE DIMENSIONS PRIOR TO FABRICATION OF ITEMENTS.
ALL WORK SHOULD COMPLY WITH RELEVANT AUSTRALIAN STANDARDS AND BUILDING CODE OF AUSTRALIA (BCA).

ALL WORK SHALL CONFORM TO THE CONTRACT DOCUMENTS WHICH INCLUDE SPECIFICATIONS, THE DRAWINGS, ALL ADDENDUMS, FINISHES, SCHEDULES AND MODIFICATIONS ISSUED BY THE ARCHITECT.

THE GENERAL CONTRACTOR SHALL REVIEW ALL DOCUMENTS AND VERIFY ALL DIMENSIONS AND FIELD CONDITIONS AND SHALL CONFIRM THAT WORK IS BUILDABLE AS SHOWN. ANY CONFLICTS OR OMISSIONS, ETC., SHALL BE IMMEDIATELY REPORTED TO THE ARCHITECT FOR CLARIFICATION PRIOR TO THE PERFORMANCE OF ANY WORK IN QUESTION.

ALL THE CONSTRUCTION DRAWINGS SHALL BE READ IN CONJUNCTION W/ ALL CONSULTANTS AND CONTRACTOR DRAWINGS, SCHEDULES AND SPECIFICATIONS. IN CASE OF CONFLICT BETWEEN ARCHITECTS AND CONSULTANTS DRAWINGS IN LOCATING STRUCTURAL ELEMENTS, MATERIALS / EQUIPMENT, THE ARCHITECT SHALL BE NOTIFIED FOR CLARIFICATION PRIOR TO PROCEEDING WITH CONSTRUCTION.

DO NOT SCALE DRAWINGS. WRITTEN DIMENSIONS GOVERN PARTITION LOCATIONS, DIMENSIONS AND TYPES. IN CASE OF CONFLICT, NOTIFY ARCHITECT OR WRITTEN CLARIFICATION PRIOR TO PROCEEDING WITH CONSTRUCTION.

**Legend**

**Consultants**

**Client**
A Mourched & G Mourched
ABN 94 935 668 270

**Architects**
tony owen ptnrs
Level 2
10-16 Queen Street
Chippendale NSW 2008
P 9102 8699 0900
F 9102 8699 0910
E info@topowen.com.au
Tony Owen Partners Architects Reg. No 7080

**Project**
Leppington

**Project address**
297 BRINGELLY ROAD,
LEPPINGTON NSW 2179

**Key plan**

**Scale**
As indicated

**Date**
19/06/26

**Drawing title**
COMMUNAL OPEN SPACE PLAN

**Project no.** 1111 **Drawing no.** A436 **Rev.** A

**Drawn** TL

**Drawing status**
SSD SUBMISSION

19/06/2026 5:03:46 PM




JUNE 21 @ 9-11

SITE AREA 17668 m² / REQUIRED C.O.S AREA = 4417m² (25%)

C.O.S PROPOSED AREA 5917m²

2 HOURS C.O.S AREA 3052m²= 69%




JUNE 21 @ 10-12

SITE AREA 17668 m² / REQUIRED C.O.S AREA = 4417m² (25%)

C.O.S PROPOSED AREA 5917m²

2 HOURS C.O.S AREA 3881m²= 88%

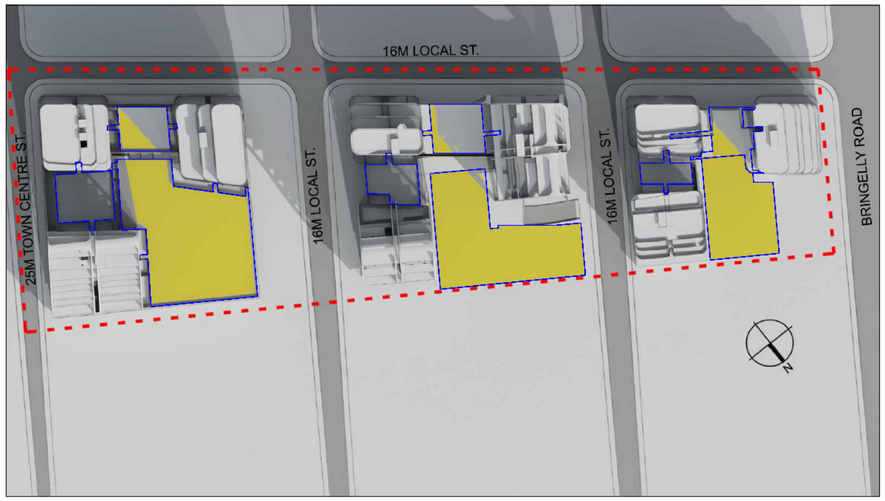


JUNE 21 @ 11-12

SITE AREA 17668 m² / REQUIRED C.O.S AREA = 4417m² (25%)

C.O.S PROPOSED AREA 5917m²

2 HOURS C.O.S AREA 4071m²= 92%




SITE AREA 17668 m² / REQUIRED C.O.S AREA = 4417m² (25%)

C.O.S PROPOSED AREA 5917m²

2 HOURS C.O.S AREA 3879m²= 88%

# SOLAR TO COMMUNAL OPEN SPACE DIAGRAMS 1

| Rev. | Description | By | Date |
|---|---|---|---|
| A | SSD SUBMISSION | TOP | 19/06/26 |

**Disclaimer**

"THESE DRAWINGS ARE PRELIMINARY DRAWINGS AND ARE SUBJECT TO CHANGE WITHOUT NOTICE DURING THE COURSE OF THE PROPOSED DEVELOPMENT AND IN CONSULTATION WITH COUNCIL. SUBMISSION OF THE DRAWINGS DOES NOT CONSTITUTE A REPRESENTATION OR WARRANTY BY THE DEVELOPER OR ITS SERVANTS, AGENTS OR CONTRACTORS THAT THE DRAWINGS ARE FINAL NOR THAT THE PROPOSED DEVELOPMENT WILL TAKE PLACE IN ACCORDANCE WITH THESE DRAWINGS."

BEFORE CARRYING OUT ANY WORK ENSURE THAT THE DRAWINGS USED CARRY THE LATEST AMENDMENT No.

THESE DOCUMENTS AND ANY WORKS EXECUTED AS A RESULT OF THESE DOCUMENTS ARE SUBJECT TO COPYRIGHT AND MAY NOT BE USED, REPRODUCED OR COPIED IN WHOLE OR IN PART WITHOUT THE PRIOR CONSENT OF TONY OWEN PARTNERS.

**Notes**

DRAWINGS MADE TO A LARGER SCALE AND THOSE SHOWING PARTICULAR DETAIL OF WORKS SHALL TAKE PRECEDENCE OVER DRAWINGS MADE TO A SMALLER SCALE AND FOR MORE GENERAL PURPOSES.
Amend. Any DISCREPANCY EXISTS BETWEEN FIGURED AND SCALED DIMENSIONS, THE FIGURED DIMENSIONS SHALL PREVAIL.

BUILDER TO CHECK ALL SITE DIMENSIONS PRIOR TO FABRICATION OF FITMENTS.
ALL WORK SHOULD COMPLY WITH RELEVANT AUSTRALIAN STANDARDS AND BUILDING CODE OF AUSTRALIA (BCA).

ALL WORK SHALL CONFORM TO THE CONTRACT DOCUMENTS WHICH INCLUDE THE DRAWINGS, SPECIFICATIONS AND ALL OTHER INFORMATION ISSUED BY THE ARCHITECT DURING THE COURSE OF THE CONTRACT.

THE GENERAL CONTRACTOR SHALL REVIEW ALL DOCUMENTS AND VERIFY ALL DIMENSIONS AND FIELD CONDITIONS AND SHALL CONFIRM THAT WORK IS BUILDABLE AS SHOWN. ANY CONFLICTS OR OMISSIONS, ETC. SHALL BE IMMEDIATELY REPORTED TO THE ARCHITECT FOR CLARIFICATION PRIOR TO THE PERFORMANCE OF ANY WORK IN QUESTION.

ALL THE CONSTRUCTION DRAWINGS SHALL BE READ IN CONJUNCTION W/ ALL CONSULTANTS AND CONTRACTOR DRAWINGS, SCHEDULES AND SPECIFICATIONS. IN CASE OF CONFLICT BETWEEN ARCHITECTS AND CONSULTANTS DRAWINGS IN LOCATING STRUCTURAL ELEMENTS, MATERIALS / EQUIPMENT, THE ARCHITECT SHALL BE NOTIFIED FOR CLARIFICATION PRIOR TO PROCEEDING WITH CONSTRUCTION.

DO NOT SCALE DRAWINGS. WRITTEN DIMENSIONS GOVERN PARTITION LOCATIONS, DIMENSIONS AND TYPES. IN CASE OF CONFLICT, NOTIFY ARCHITECT OR WRITTEN CLARIFICATION PRIOR TO

**Legend**

**Consultants**

**Client**

A Mourched & G Mourched
ABN 94 935 668 270

**Architects**

tony owen ptnrs
Level 2
13-15 Queen Street
Chippendale NSW 2008
P 9332 9698 2999
F 9332 9699 3018
E info@tonyowen.com.au

**Project**

Leppington

**Project address**
297 BRINGELLY ROAD,
LEPPINGTON NSW 2179

**Key plan**



**Scale**

**Date**
19/06/26

**Drawing title**
SOLAR TO COMMUNAL OPEN SPACE DIAGRAMS 1

| Project no. 1111 | Drawing no. | Rev. |
|---|---|---|
| Drawn TL | A438 | A |

**Drawing status**

19/06/2026 5:03:47 PM




JUNE 21 @ 13-15

SITE AREA 17668 m² / REQUIRED C.O.S AREA = 4417m² (25%)

C.O.S PROPOSED AREA 5917m²

2 HOURS C.O.S AREA 3254m²= 74%

# SOLAR TO COMMUNAL OPEN SPACE DIAGRAMS 2

| Rev. | Description | By | Date |
|---|---|---|---|
| A | SSD SUBMISSION | TOP | 19/06/26 |

**Disclaimer**

"THESE DRAWINGS ARE PRELIMINARY DRAWINGS AND ARE SUBJECT TO CHANGE WITHOUT NOTICE DURING THE COURSE OF THE PROPOSED DEVELOPMENT AND IN CONSULTATION WITH COUNCIL. SUBMISSION OF THE DRAWINGS DOES NOT CONSTITUTE A REPRESENTATION OR WARRANTY BY THE DEVELOPER OR ITS SERVANTS, AGENTS OR CONTRACTORS THAT THE DRAWINGS ARE FINAL NOR THAT THE PROPOSED DEVELOPMENT WILL TAKE PLACE IN ACCORDANCE WITH THESE DRAWINGS."

BEFORE CARRYING OUT ANY WORK ENSURE THAT THE DRAWINGS USED CARRY THE LATEST AMENDMENT No.

**Notes**

DRAWINGS MADE TO A LARGER SCALE AND THOSE SHOWING PARTICULAR DETAIL OF WORKS SHALL TAKE PRECEDENCE OVER DRAWINGS MADE TO A SMALLER SCALE AND FOR MORE GENERAL PURPOSES.

WHERE ANY DISCREPANCY EXISTS BETWEEN FIGURED AND SCALED DIMENSIONS, THE FIGURED DIMENSIONS SHALL PREVAIL.

BUILDER TO CHECK ALL SITE DIMENSIONS PRIOR TO FABRICATION OF FITMENTS.

ALL WORK SHOULD COMPLY WITH RELEVANT AUSTRALIAN STANDARDS AND BUILDING CODE OF AUSTRALIA (BCA).

THE GENERAL CONTRACTOR SHALL REVIEW ALL DOCUMENTS AND VERIFY ALL DIMENSIONS AND FIELD CONDITIONS AND SHALL CONFIRM THAT WORK IS BUILDABLE AS SHOWN. ANY CONFLICTS OR OMISSIONS, ETC., SHALL BE IMMEDIATELY REPORTED TO THE ARCHITECT FOR CLARIFICATION PRIOR TO THE PERFORMANCE OF ANY WORK IN QUESTION.

ALL THE CONSTRUCTION DRAWINGS SHALL BE READ IN CONJUNCTION W/ ALL CONSULTANTS AND CONTRACTOR DRAWINGS, SCHEDULES AND SPECIFICATIONS. IN CASE OF CONFLICT BETWEEN ARCHITECTS AND CONSULTANTS DRAWINGS IN LOCATING STRUCTURAL ELEMENTS, MATERIALS / EQUIPMENT, THE ARCHITECT SHALL BE NOTIFIED FOR CLARIFICATION PRIOR TO PROCEEDING WITH CONSTRUCTION.

DO NOT SCALE DRAWINGS. WRITTEN DIMENSIONS GOVERN PARTITION LOCATIONS, DIMENSIONS AND TYPES. IN CASE OF CONFLICT, NOTIFY ARCHITECT OR WRITTEN CLARIFICATION PRIOR TO

**Legend**

**Consultants**

**Client**

A Mourched & G Mourched
ABN 94 935 668 270

**Architects**

tony owen ptnrs
Level 2
12-16 Queen Street
Chippendale NSW 2008
P 0122 9698 2999
F 0122 9698 3018
E info@tonyowen.com.au

**Project**

Leppington

**Project address**
297 BRINGELLY ROAD,
LEPPINGTON NSW 2179

**Key plan**



**Scale**

**Date**
19/06/26

**Drawing title**
SOLAR TO COMMUNAL OPEN SPACE DIAGRAMS 2

| Project no. | 1111 | Drawing no. | Rev. |
|---|---|---|---|
| Drawn | TL | A437 | A |

**Drawing status**

6/2026 5:03:47 PM

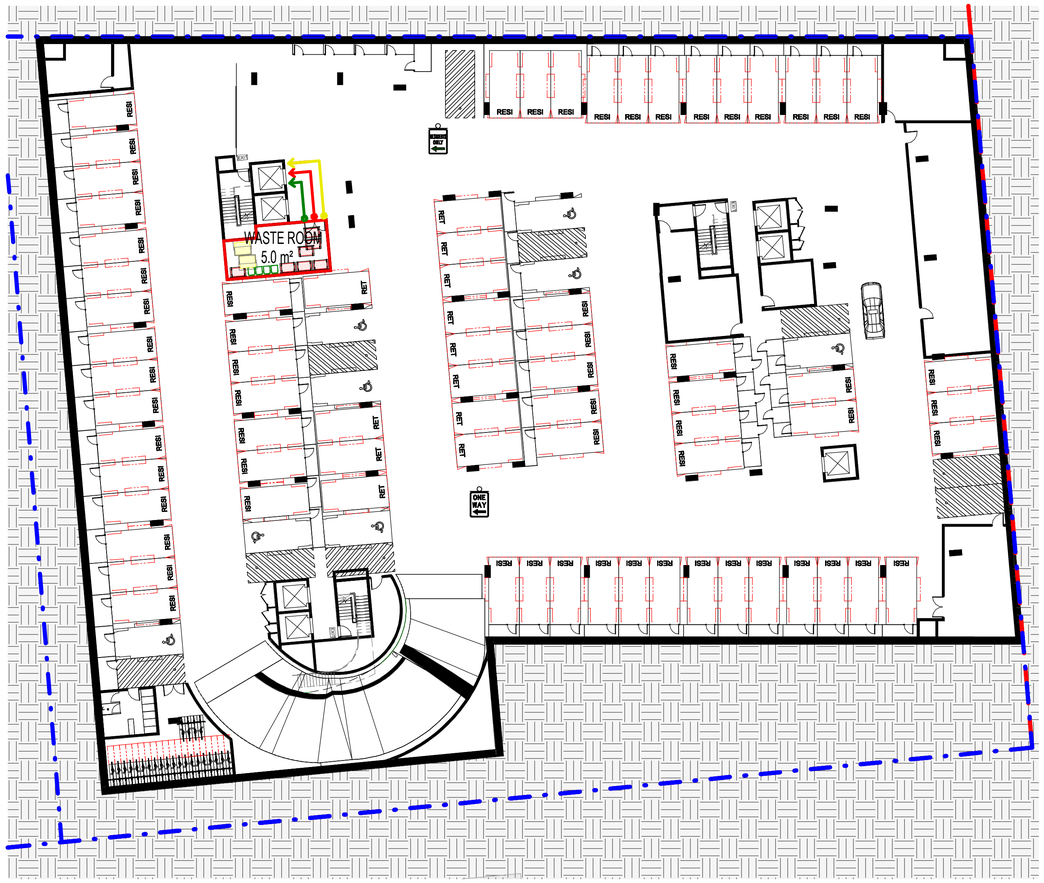


1 SITE A_BASEMENT 1 WASTE MANAGEMENT PLAN

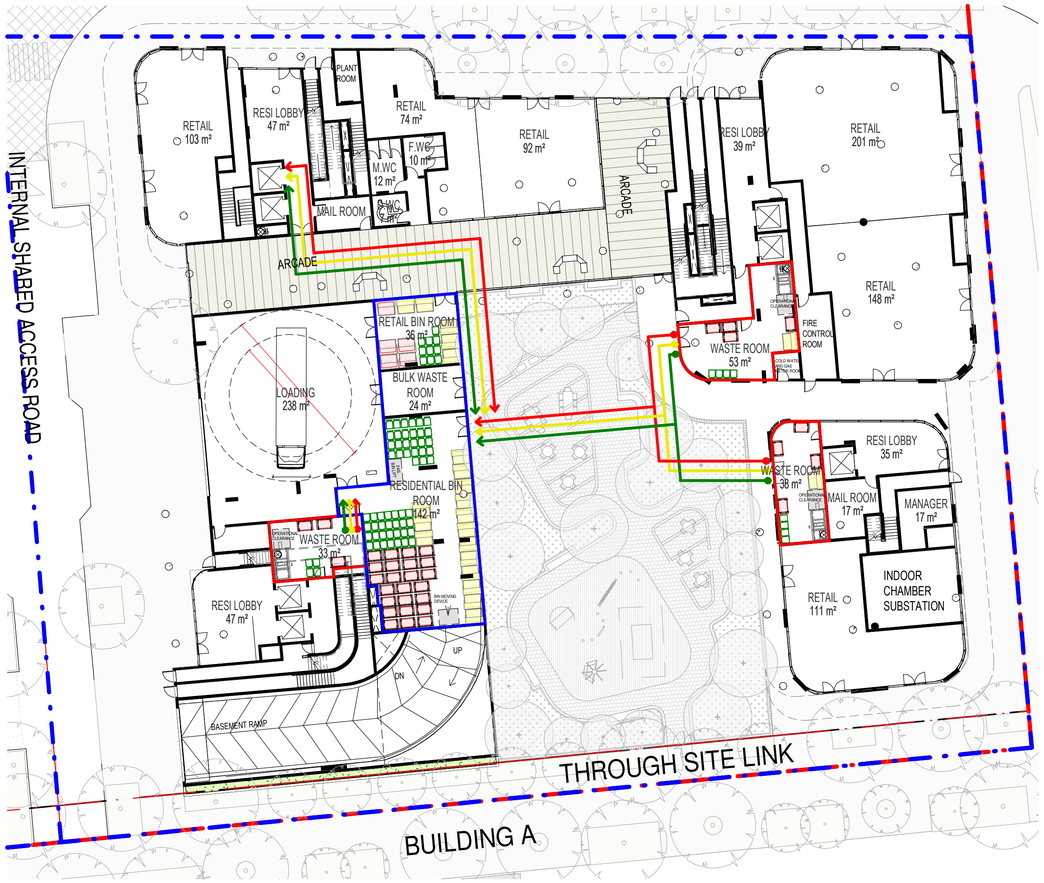


2 SITE A_GROUND FLOOR WASTE MANAGEMENT PLAN

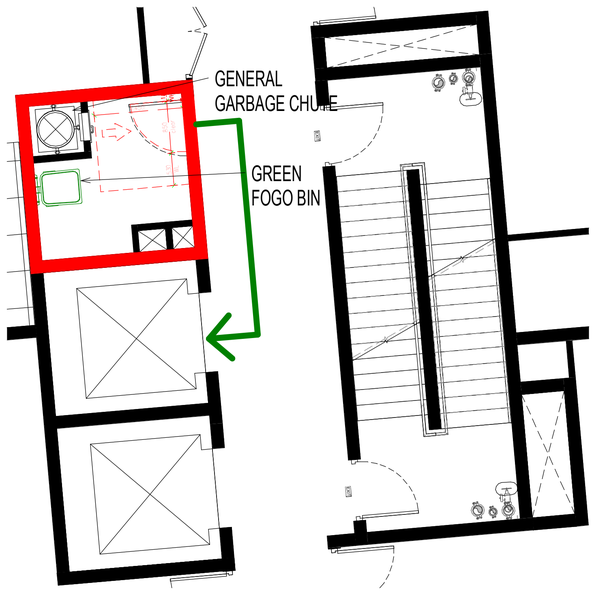


3 SITE A_WASTE MANGEMENT_TYPICAL CHUTE LAYOUT

**RESIDENTIAL ON-GOING WASTE MANAGEMENT SYSTEM**

- GARBAGE CHUTE FOR GENERAL AND RECYCLE WASTE ARE PROVIDED ON ALL LEVELS NEAR EACH INDIVIDUAL CORES AND LOBBY. ALL GARBAGE CHUTES ARE CONNECTED DIRECTLY TO SEPARATE GARBAGE ROOMS LOCATED ON BASEMENT 1 AND GROUND FLOOR.
- ONE (1) 240L FOGO BIN AND FOOD WASTE BIN FOR KITCHEN WASTE IS PROVIDED ON ALL LEVELS NEAR EACH INDIVIDUAL CORES.
- REGULAR SERVICE TO FOOD WASTE BIN ON ALL LEVELS TO ENSURE THAT THE BINS ARE ROTATED AND NOT FULL.
- BIN GUIDE AND/OR BIN STOPPER ARE INSTALLED ON THE FLOOR FOR EFFICIENT LAYOUT OF BINS.
- GREEN WASTE IS NOT TYPICALLY GENERATED FROM MULTI-UNIT DWELLINGS OTHER THAN FROM SURROUNDING BUILDING LANDSCAPED AREAS AND IS REMOVED BY THE DESIGNATED MAINTENANCE CONTRACTOR. IN THE EVENT THAT GREEN WASTE IS PRODUCED I.E TRIMMING OF INDOOR OR BALCONY PLANTS THEN THIS MAY BE DISPOSED OF VIA COORDINATION WITH THE BUILDING CARETAKER OR CLEANER. VERY SMALL QUANTITIES MAY BE DISPOSED OF VIA THE GENERAL WASTE STREAM.
- ALL FULL BINS WILL BE SWAPPED WITH EMPTY BINS WITHIN THEIR OWN GARBAGE ROOM READY TO BE TRANSFER FOR COLLECTION.
- ON COLLECTION DAY, ALL BINS FROM RESIDENTIAL WASTE MANAGEMENT ROOM AND ALL OTHER BINS WILL BE TAKEN UP BY CARETAKER TO GROUND FLOOR TEMPORARY GARBAGE HOLDING AREA LOCATE NEXT TO LOADING DOCK- READY FOR COLLECTION BY COUNCIL'S SERVICE.
- TEMPORARY GARBAGE BINS HOLDING AREA ARE PROVIDED FOR EFFICIENT LOADING AND UNLOADING GARBAGE NEAR LOADING DOCK TO AVOID LARGE AMOUNT OF BIN VISIBLE TO STREET FRONT ON COLLECTION DAYS.
- LOADING MANAGEMENT PLAN TO BE PROVIDED BY BUILDING MANAGEMENT CORPORATE WHEN APPOINTED.
- PROOF OF DAMAGE INDEMNITY INSURANCE TO BE PROVIDED TO THE CONTRACTOR AND COUNCIL BY BUILDING MANAGEMENT CORPORATE BEFORE SERVICE COMMENCE.

- GENERAL WASTE BIN STANDARD 1100L WASTE BINS
- RECYCLE WASTE BIN STANDARD 1100L WASTE BINS
- GENERAL WASTE BIN STANDARD 660L WASTE BINS
- FOGO BIN & FOOD WASTE BIN STANDARD 240L WASTE BINS

**LEGENDS**

- RESIDENTIAL GARBAGE ROOM
- BIN HOLDING AREA
- GENERAL GARBAGE ROUTE
- RECYCLE GARBAGE ROUTE
- GREEN FOGO BIN ROUTE

# SITE A- ON-GOING WASTE MANAGEMENT PLAN

| Rev. | Description | By | Date |
|---|---|---|---|
| A | SSD SUBMISSION | TOP | 19/06/26 |

**Disclaimer**
"THESE DRAWINGS ARE PRELIMINARY DRAWINGS AND ARE SUBJECT TO CHANGE WITHOUT NOTICE DURING THE COURSE OF THE PROPOSED DEVELOPMENT AND IN CONSULTATION WITH COUNCIL. SUBMISSION OF THE DRAWINGS DOES NOT CONSTITUTE A REPRESENTATION OR WARRANTY BY THE DEVELOPER OR ITS SERVANTS, AGENTS OR CONTRACTORS THAT THE DRAWINGS ARE FINAL NOR THAT THE PROPOSED DEVELOPMENT WILL TAKE PLACE IN ACCORDANCE WITH THESE DRAWINGS."

BEFORE CARRYING OUT ANY WORK ENSURE THAT THE DRAWINGS USED CARRY THE LATEST AMENDMENT No.

THESE DOCUMENTS AND ANY WORKS EXECUTED AS A RESULT OF THESE DOCUMENTS SHALL BE SUBJECT TO THE COPYRIGHT CONDITIONS SET OUT IN THE CONDITIONS OF ENGAGEMENT. ©

**Notes**
DRAWINGS MADE TO A LARGER SCALE AND THOSE SHOWING PARTICULAR DETAIL OF WORKS SHALL TAKE PRECEDENCE OVER DRAWINGS MADE TO A SMALLER SCALE AND FOR MORE GENERAL PURPOSES.
errors: ANY DISCREPANCY EXISTS BETWEEN FIGURED AND SCALED DIMENSIONS, THE FIGURED DIMENSIONS SHALL PREVAIL.

BUILDER TO CHECK ALL SITE DIMENSIONS PRIOR TO FABRICATION OF FITMENTS.
ALL WORK SHOULD COMPLY WITH RELEVANT AUSTRALIAN STANDARDS AND BUILDING CODE OF AUSTRALIA (BCA).

ALL WORK SHALL CONFORM TO THE CONTRACT DOCUMENTS WHICH INCLUDE SPECIFICATIONS, THE DRAWINGS, ALL ADDENDUMS, FINISHES, SCHEDULES AND MODIFICATIONS ISSUED BY THE ARCHITECT.

THE GENERAL CONTRACTOR SHALL REVIEW ALL DOCUMENTS AND VERIFY ALL DIMENSIONS AND FIELD CONDITIONS AND SHALL CONFIRM THAT WORK IS BUILDABLE AS SHOWN. ANY CONFLICTS OR OMISSIONS, ETC., SHALL BE IMMEDIATELY REPORTED TO THE ARCHITECT FOR CLARIFICATION PRIOR TO THE PERFORMANCE OF ANY WORK IN QUESTION.

ALL THE CONSTRUCTION DRAWINGS SHALL BE READ IN CONJUNCTION W ALL CONSULTANTS AND CONTRACTOR DRAWINGS, SCHEDULES AND SPECIFICATIONS. IN CASE OF CONFLICT BETWEEN ARCHITECTS AND CONSULTANTS DRAWINGS IN LOCATING STRUCTURAL ELEMENTS, MATERIALS EQUIPMENT, THE ARCHITECT SHALL BE NOTIFIED FOR CLARIFICATION PRIOR TO PROCEEDING WITH CONSTRUCTION.

DO NOT SCALE DRAWINGS. WRITTEN DIMENSIONS GOVERN PARTITION LOCATIONS, DIMENSIONS AND TYPES. IN CASE OF CONFLICT, NOTIFY ARCHITECT OR WRITTEN CLARIFICATION PRIOR TO PROCEEDING WITH CONSTRUCTION.

**Legend**

**Consultants**

**Client**
A Mourched & G Mourched
ABN 94 935 668 270

**Architects**
tony owen ptnrs
Tony Owen Partners Architects Reg. No 7080
Level 2 12-16 Queen Street Chippendale NSW 2008
T 9332 3699 2000
F 9332 3699 3010
E info@tonyowen.com.au

**Project**
Leppington

**Project address**
297 BRINGELLY ROAD,
LEPPINGTON NSW 2179

**Key plan**

**Scale** As indicated
**Date** 19/06/26

**Drawing title**
SITE A- ON-GOING WASTE MANAGEMENT PLAN

**Project no.** 1111 **Drawing no.** A439 **Rev.** A
**Drawn** TL

**Drawing status**
SSD SUBMISSION

16/06/2026 5:03:55 PM

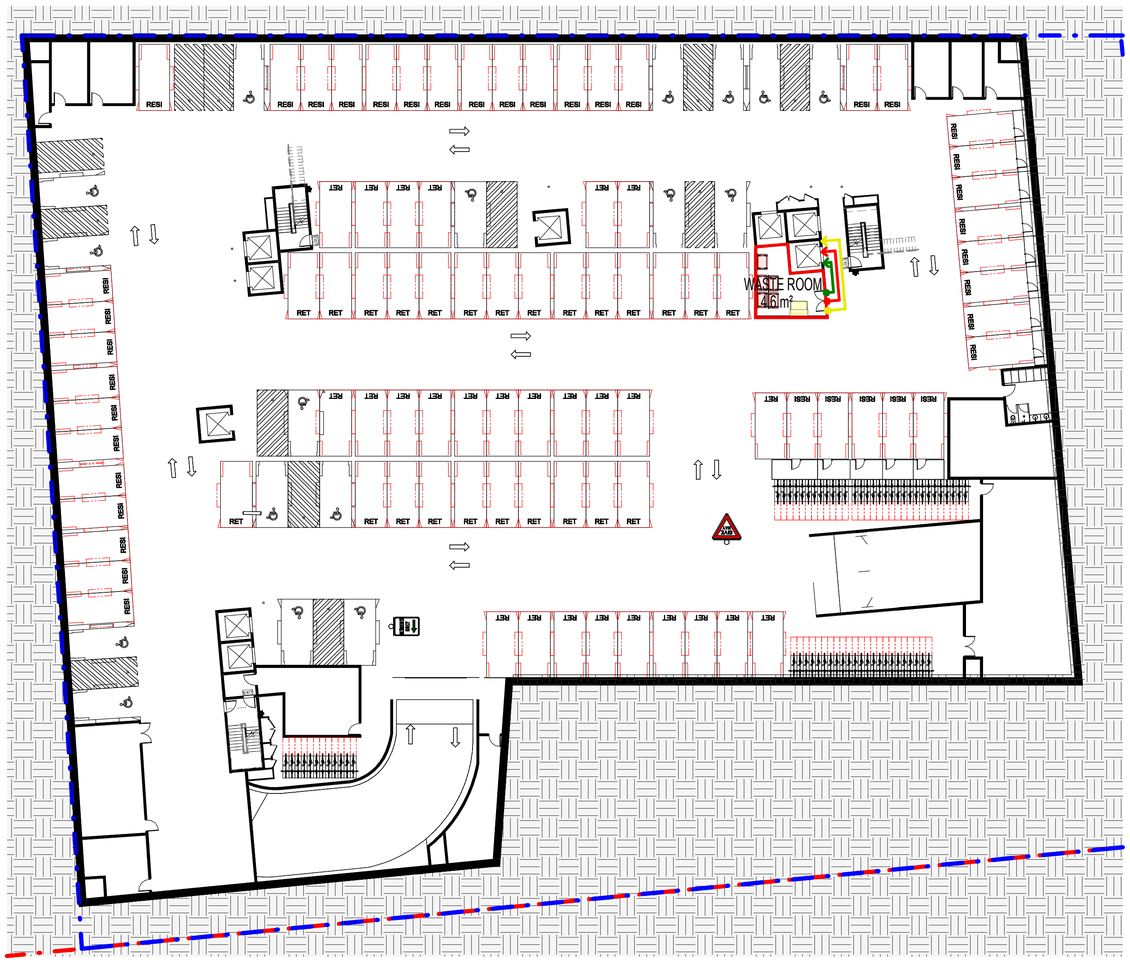


1 SITE B_BASEMENT 1 WASTE MANAGEMENT PLAN

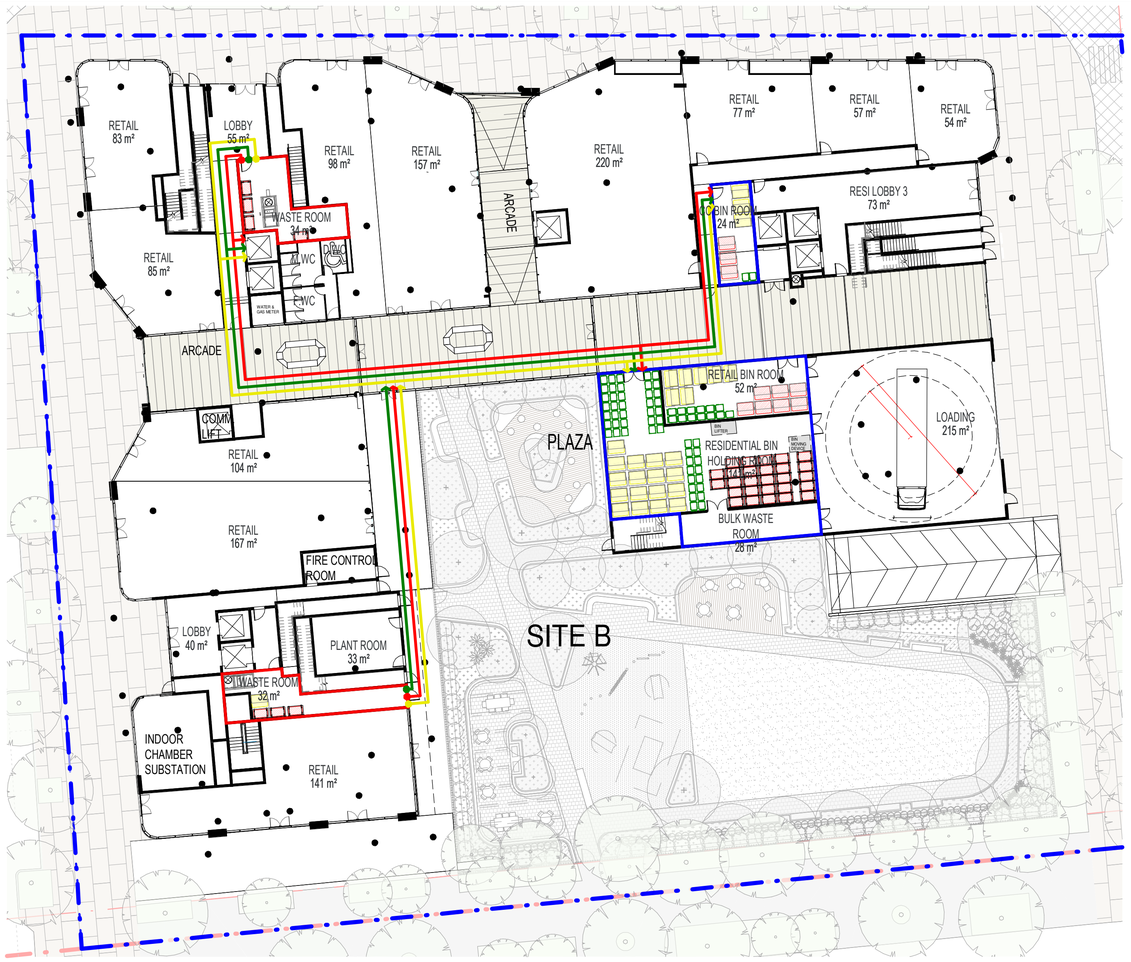


2 SITE B_GROUND FLOOR WASTE MANAGEMENT PLAN

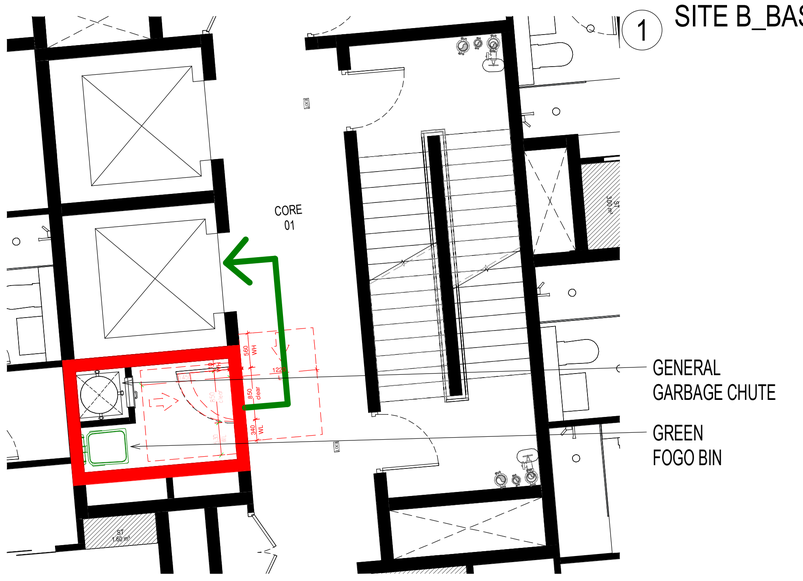


3 SITE B_WASTE MANGEMENT_TYPICAL CHUTE LAYOUT

**RESIDENTIAL ON-GOING WASTE MANAGEMENT SYSTEM**

- GARBAGE CHUTE FOR GENERAL AND RECYCLE WASTE ARE PROVIDED ON ALL LEVELS NEAR EACH INDIVIDUAL CORES AND LOBBY. ALL GARBAGE CHUTES ARE CONNECTED DIRECTLY TO SEPARATE GARBAGE ROOMS LOCATED ON BASEMENT 1 AND GROUND FLOOR.
- ONE (1) 240L FOGO BIN AND FOOD WASTE BIN FOR KITCHEN WASTE IS PROVIDED ON ALL LEVELS NEAR EACH INDIVIDUAL CORES.
- REGULAR SERVICE TO FOOD WASTE BIN ON ALL LEVELS TO ENSURE THAT THE BINS ARE ROTATED AND NOT FULL.
- BIN GUIDE AND/OR BIN STOPPER ARE INSTALLED ON THE FLOOR FOR EFFICIENT LAYOUT OF BINS.
- GREEN WASTE IS NOT TYPICALLY GENERATED FROM MULTI-UNIT DWELLINGS OTHER THAN FROM SURROUNDING BUILDING LANDSCAPED AREAS AND IS REMOVED BY THE DESIGNATED MAINTENANCE CONTRACTOR. IN THE EVENT THAT GREEN WASTE IS PRODUCED I.E TRIMMING OF INDOOR OR BALCONY PLANTS THEN THIS MAY BE DISPOSED OF VIA COORDINATION WITH THE BUILDING CARETAKER OR CLEANER. VERY SMALL QUANTITIES MAY BE DISPOSED OF VIA THE GENERAL WASTE STREAM.
- ALL FULL BINS WILL BE SWAPPED WITH EMPTY BINS WITHIN THEIR OWN GARBAGE ROOM READY TO BE TRANSFER FOR COLLECTION.
- ON COLLECTION DAY, ALL BINS FROM RESIDENTIAL WASTE MANAGEMENT ROOM AND ALL OTHER BINS WILL BE TAKEN UP BY CARETAKER TO GROUND FLOOR TEMPORARY GARBAGE HOLDING AREA LOCATE NEXT TO LOADING DOCK- READY FOR COLLECTION BY COUNCIL'S SERVICE.
- TEMPORARY GARBAGE BINS HOLDING AREA ARE PROVIDED FOR EFFICIENT LOADING AND UNLOADING GARBAGE NEAR LOADING DOCK TO AVOID LARGE AMOUNT OF BIN VISIBLE TO STREET FRONT ON COLLECTION DAYS.
- LOADING MANAGEMENT PLAN TO BE PROVIDED BY BUILDING MANAGEMENT CORPORATE WHEN APPOINTED.
- PROOF OF DAMAGE INDEMNITY INSURANCE TO BE PROVIDED TO THE CONTRACTOR AND COUNCIL BY BUILDING MANAGEMENT CORPORATE BEFORE SERVICE COMMENCE.

- GENERAL WASTE BIN STANDARD 1100L WASTE BINS
- RECYCLE WASTE BIN STANDARD 1100L WASTE BINS
- GENERAL WASTE BIN STANDARD 660L WASTE BINS
- FOGO BIN & FOOD WASTE BIN STANDARD 240L WASTE BINS

**LEGENDS**

- RESIDENTIAL GARBAGE ROOM
- BIN HOLDING AREA
- GENERAL GARBAGE ROUTE
- RECYCLE GARBAGE ROUTE
- GREEN FOGO BIN ROUTE

# SITE B- ON-GOING WASTE MANAGEMENT PLAN

| Rev. | Description | By | Date |
|---|---|---|---|
| A | SSD SUBMISSION | TOP | 19/06/26 |

**Disclaimer**
THESE DRAWINGS ARE PRELIMINARY DRAWINGS AND ARE SUBJECT TO CHANGE WITHOUT NOTICE DURING THE COURSE OF THE PROPOSED DEVELOPMENT AND IN CONSULTATION WITH COUNCIL. SUBMISSION OF THE DRAWINGS DOES NOT CONSTITUTE A REPRESENTATION OR WARRANTY BY THE DEVELOPER OR ITS SERVANTS, AGENTS OR CONTRACTORS THAT THE DRAWINGS ARE FINAL NOR THAT THE PROPOSED DEVELOPMENT WILL TAKE PLACE IN ACCORDANCE WITH THESE DRAWINGS."
BEFORE CARRYING OUT ANY WORK ENSURE THAT THE DRAWINGS USED CARRY THE LATEST AMENDMENT No.
THESE DOCUMENTS AND ANY WORKS EXECUTED AS A RESULT OF THESE DOCUMENTS SHALL BE SUBJECT TO THE COPYRIGHT CONDITIONS SET OUT IN THE CONDITIONS OF ENGAGEMENT. © 

**Notes**
DRAWINGS MADE TO A LARGER SCALE AND THOSE SHOWING PARTICULAR DETAIL OF WORKS SHALL TAKE PRECEDENCE OVER DRAWINGS MADE TO A SMALLER SCALE AND FOR MORE GENERAL PURPOSES.
WHERE ANY DISCREPANCY EXISTS BETWEEN FIGURED AND SCALED DIMENSIONS, THE FIGURED DIMENSIONS SHALL PREVAIL.
BUILDER TO CHECK ALL SITE DIMENSIONS PRIOR TO FABRICATION OF ITEMS ETC.
ALL WORK SHOULD COMPLY WITH RELEVANT AUSTRALIAN STANDARDS AND BUILDING CODE OF AUSTRALIA (BCA).
ALL WORK SHALL CONFORM TO THE CONTRACT DOCUMENTS WHICH INCLUDE SPECIFICATIONS, THE DRAWINGS, ALL ADDENDUMS, FINISHES, SCHEDULES AND MODIFICATIONS ISSUED BY THE ARCHITECT.

THE GENERAL CONTRACTOR SHALL REVIEW ALL DOCUMENTS AND VERIFY ALL DIMENSIONS AND FIELD CONDITIONS AND SHALL CONFIRM THAT WORK IS BUILDABLE AS SHOWN. ANY CONFLICTS OR OMISSIONS, ETC., SHALL BE IMMEDIATELY REPORTED TO THE ARCHITECT FOR CLARIFICATION PRIOR TO THE PERFORMANCE OF ANY WORK IN QUESTION.
ALL THE CONSTRUCTION DRAWINGS SHALL BE READ IN CONJUNCTION W/ ALL CONSULTANTS AND CONTRACTOR DRAWINGS, SCHEDULES AND SPECIFICATIONS. IN CASE OF CONFLICT BETWEEN ARCHITECTS AND CONSULTANTS DRAWINGS IN LOCATING STRUCTURAL ELEMENTS, MATERIALS / EQUIPMENT, THE ARCHITECT SHALL BE NOTIFIED FOR CLARIFICATION PRIOR TO PROCEEDING WITH CONSTRUCTION.
DO NOT SCALE DRAWINGS. WRITTEN DIMENSIONS GOVERN PARTITION LOCATIONS, DIMENSIONS AND TYPES. IN CASE OF CONFLICT, NOTIFY ARCHITECT OR WRITTEN CLARIFICATION PRIOR TO PROCEEDING WITH CONSTRUCTION.

**Legend**

**Consultants**

**Client**
A Mourched & G Mourched
ABN 94 935 668 270

**Architects**
tony owen ptnrs
Level 2
15-19 Queen Street
Chippendale NSW 2008
P 9332 3666 2900
F 9332 3699 3018
E info@tonyowen.com.au
Tony Owen Partners Architects Reg. No 7080

**Project**
Leppington
Project address
297 BRINGELLY ROAD,
LEPPINGTON NSW 2179

**Key plan**

**Scale**
As indicated

**Date**
19/06/26

**Drawing title**
SITE B- ON-GOING WASTE MANAGEMENT PLAN

**Project no.** 1111 **Drawing no.** A440 **Rev.** A
**Drawn** TL

**Drawing status**
SSD SUBMISSION

19/06/2026 5:04:02 PM

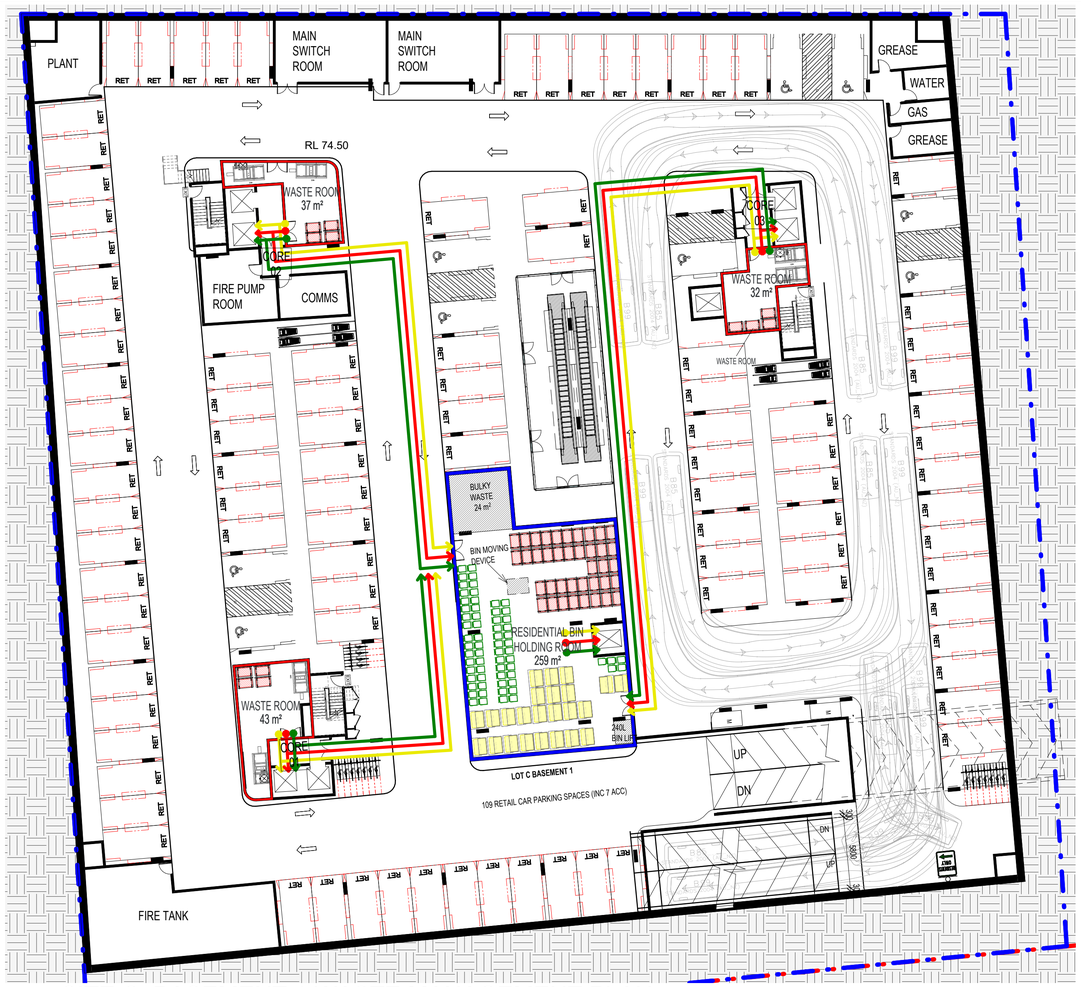


1 SITE C_BASEMENT 1 WASTE MANAGEMENT PLAN

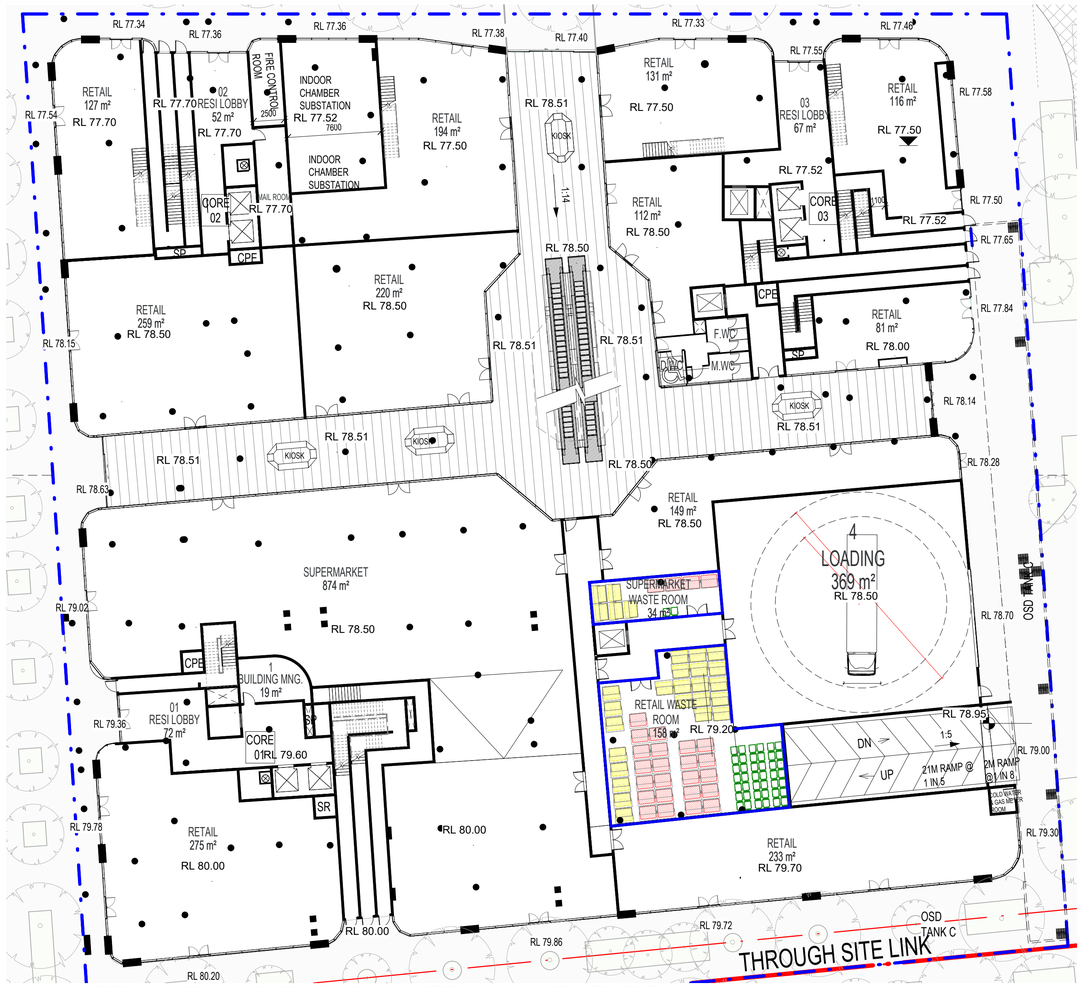


2 SITE C_GROUND FLOOR WASTE MANAGEMENT PLAN

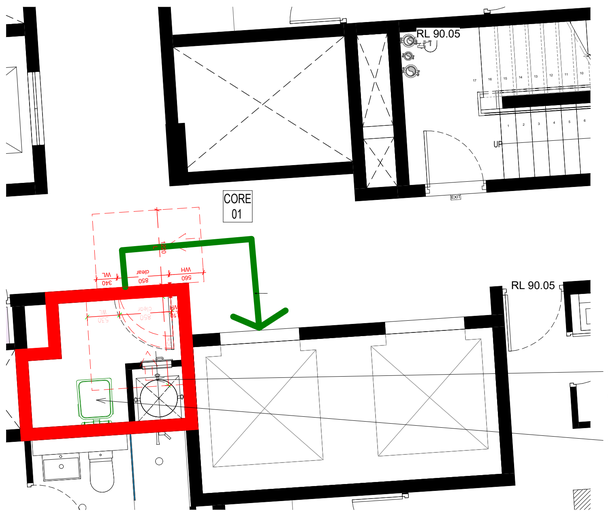


3 SITE C_WASTE MANGEMENT_TYPICAL CHUTE LAYOUT

**RESIDENTIAL ON-GOING WASTE MANAGEMENT SYSTEM**

- GARBAGE CHUTE FOR GENERAL AND RECYCLE WASTE ARE PROVIDED ON ALL LEVELS NEAR EACH INDIVIDUAL CORES AND LOBBY. ALL GARBAGE CHUTES ARE CONNECTED DIRECTLY TO SEPARATE GARBAGE ROOMS LOCATED ON BASEMENT 1 AND GROUND FLOOR.
- ONE (1) 240L FOGO BIN AND FOOD WASTE BIN FOR KITCHEN WASTE IS PROVIDED ON ALL LEVELS NEAR EACH INDIVIDUAL CORES.
- REGULAR SERVICE TO FOOD WASTE BIN ON ALL LEVELS TO ENSURE THAT THE BINS ARE ROTATED AND NOT FULL.
- BIN GUIDE AND/OR BIN STOPPER ARE INSTALLED ON THE FLOOR FOR EFFICIENT LAYOUT OF BINS.
- GREEN WASTE IS NOT TYPICALLY GENERATED FROM MULTI-UNIT DWELLINGS OTHER THAN FROM SURROUNDING BUILDING LANDSCAPED AREAS AND IS REMOVED BY THE DESIGNATED MAINTENANCE CONTRACTOR. IN THE EVENT THAT GREEN WASTE IS PRODUCED I.E TRIMMING OF INDOOR OR BALCONY PLANTS THEN THIS MAY BE DISPOSED OF VIA COORDINATION WITH THE BUILDING CARETAKER OR CLEANER. VERY SMALL QUANTITIES MAY BE DISPOSED OF VIA THE GENERAL WASTE STREAM.
- ALL FULL BINS WILL BE SWAPPED WITH EMPTY BINS WITHIN THEIR OWN GARBAGE ROOM READY TO BE TRANSFER FOR COLLECTION.
- ON COLLECTION DAY, ALL BINS FROM RESIDENTIAL WASTE MANAGEMENT ROOM AND ALL OTHER BINS WILL BE TAKEN UP BY CARETAKER TO GROUND FLOOR TEMPORARY GARBAGE HOLDING AREA LOCATE NEXT TO LOADING DOCK- READY FOR COLLECTION BY COUNCIL'S SERVICE.
- TEMPORARY GARBAGE BINS HOLDING AREA ARE PROVIDED FOR EFFICIENT LOADING AND UNLOADING GARBAGE NEAR LOADING DOCK TO AVOID LARGE AMOUNT OF BIN VISIBLE TO STREET FRONT ON COLLECTION DAYS.
- LOADING MANAGEMENT PLAN TO BE PROVIDED BY BUILDING MANAGEMENT CORPORATE WHEN APPOINTED.
- PROOF OF DAMAGE INDEMNITY INSURANCE TO BE PROVIDED TO THE CONTRACTOR AND COUNCIL BY BUILDING MANAGEMENT CORPORATE BEFORE SERVICE COMMENCE.

- GENERAL WASTE BIN STANDARD 1100L WASTE BINS
- RECYCLE WASTE BIN STANDARD 1100L WASTE BINS
- GENERAL WASTE BIN STANDARD 660L WASTE BINS
- FOGO BIN & FOOD WASTE BIN STANDARD 240L WASTE BINS

**LEGENDS**

- RESIDENTIAL GARBAGE ROOM
- BIN HOLDING AREA
- GENERAL GARBAGE ROUTE
- RECYCLE GARBAGE ROUTE
- GREEN FOGO BIN ROUTE

# SITE C- ON-GOING WASTE MANAGEMENT PLAN

| Rev. | Description | By | Date |
|---|---|---|---|
| A | SSD SUBMISSION | TOP | 19/06/26 |

**Disclaimer**
THESE DRAWINGS ARE PRELIMINARY DRAWINGS AND ARE SUBJECT TO CHANGE WITHOUT NOTICE DURING THE COURSE OF THE PROPOSED DEVELOPMENT AND IN CONSULTATION WITH COUNCIL. SUBMISSION OF THE DRAWINGS DOES NOT CONSTITUTE A REPRESENTATION OR WARRANTY BY THE DEVELOPER OR ITS SERVANTS, AGENTS OR CONTRACTORS THAT THE DRAWINGS ARE FINAL NOR THAT THE PROPOSED DEVELOPMENT WILL TAKE PLACE IN ACCORDANCE WITH THESE DRAWINGS."
BEFORE CARRYING OUT ANY WORK ENSURE THAT THE DRAWINGS USED CARRY THE LATEST AMENDMENT No.
THESE DOCUMENTS AND ANY WORKS EXECUTED AS A RESULT OF THESE DOCUMENTS SHALL BE SUBJECT TO THE COPYRIGHT CONDITIONS SET OUT IN THE CONDITIONS OF ENGAGEMENT. ©

**Notes**
DRAWINGS MADE TO A LARGER SCALE AND THOSE SHOWING PARTICULAR DETAIL OF WORKS SHALL TAKE PRECEDENCE OVER DRAWINGS MADE TO A SMALLER SCALE AND FOR MORE GENERAL PURPOSES.
WHERE ANY DISCREPANCY EXISTS BETWEEN FIGURED AND SCALED DIMENSIONS, THE FIGURED DIMENSIONS SHALL PREVAIL.
BUILDER TO CHECK ALL SITE DIMENSIONS PRIOR TO FABRICATION OF ITEMENTS.
ALL WORK SHOULD COMPLY WITH RELEVANT AUSTRALIAN STANDARDS AND BUILDING CODE OF AUSTRALIA (BCA).
ALL WORK SHALL CONFORM TO THE CONTRACT DOCUMENTS WHICH INCLUDE SPECIFICATIONS, THE DRAWINGS, ALL ADDENDUMS, FINISHES, SCHEDULES AND MODIFICATIONS ISSUED BY THE ARCHITECT.

THE GENERAL CONTRACTOR SHALL REVIEW ALL DOCUMENTS AND VERIFY ALL DIMENSIONS AND FIELD CONDITIONS AND SHALL CONFIRM THAT WORK IS BUILDABLE AS SHOWN. ANY CONFLICTS OR OMISSIONS, ETC. SHALL BE IMMEDIATELY REPORTED TO THE ARCHITECT FOR CLARIFICATION PRIOR TO THE PERFORMANCE OF ANY WORK IN QUESTION.
ALL THE CONSTRUCTION DRAWINGS SHALL BE READ IN CONJUNCTION W ALL CONSULTANTS AND CONTRACTOR DRAWINGS, SCHEDULES AND SPECIFICATIONS. IN CASE OF CONFLICT BETWEEN ARCHITECTS AND CONSULTANTS DRAWINGS IN LOCATING STRUCTURAL ELEMENTS, MATERIALS / EQUIPMENT, THE ARCHITECT SHALL BE NOTIFIED FOR CLARIFICATION PRIOR TO PROCEEDING WITH CONSTRUCTION.
DO NOT SCALE DRAWINGS. WRITTEN DIMENSIONS GOVERN PARTITION LOCATIONS, DIMENSIONS AND TYPES. IN CASE OF CONFLICT, NOTIFY ARCHITECT OR WRITTEN CLARIFICATION PRIOR TO PROCEEDING WITH CONSTRUCTION.

**Legend**

**Consultants**

**Client**
A Mourched & G Mourched
ABN 94 935 668 270

**Architects**
tony owen ptnrs
Level 2
12-16 Queen Street
Chippendale NSW 2008
P 9122 9699 2900
E info@tonyowen.com.au
Tony Owen Partners Architects Reg. No 7080

**Project**
Leppington
**Project address**
297 BRINGELLY ROAD,
LEPPINGTON NSW 2179

**Key plan**

**Scale**
As indicated
**Date**
19/06/26
**Drawing title**
SITE C- ON-GOING WASTE MANAGEMENT PLAN
**Project no.** 1111 **Drawing no.** **Rev.** A
**Drawn** TL A441
**Drawing status**
SSD SUBMISSION

17/06/2026 10:07:08 AM

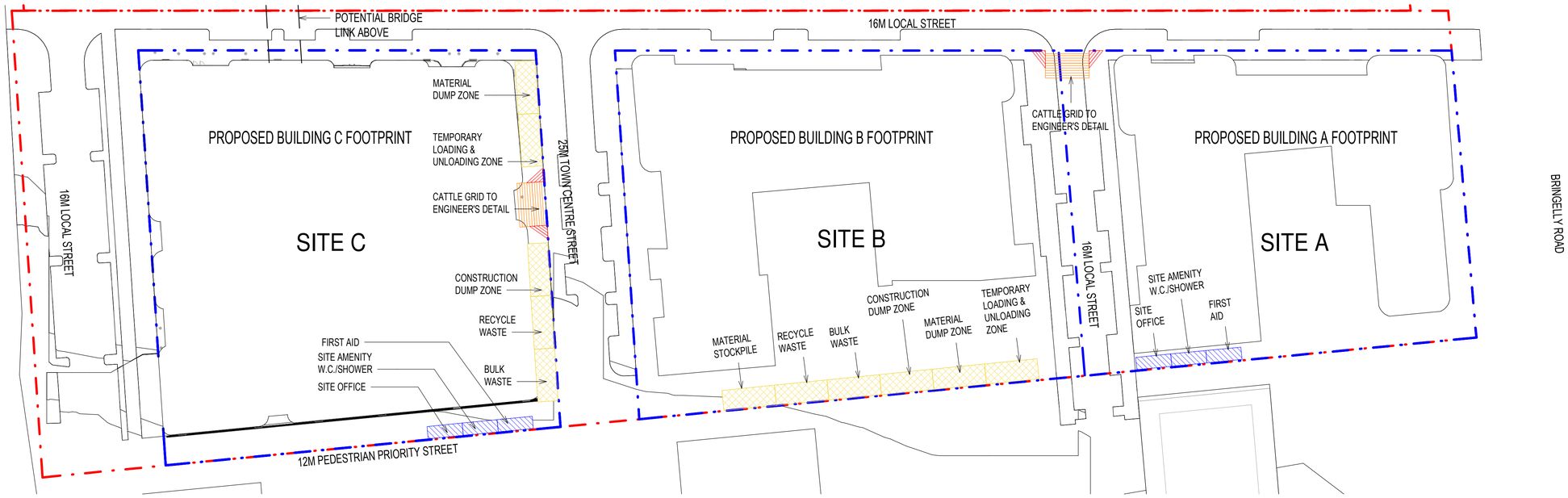


# CONSTRUCTION WASTE MANAGEMENT PLAN

| Rev. | Description | By | Date |
|---|---|---|---|
| A | SSD SUBMISSION | TOP | 19/06/26 |

**Disclaimer**

"THESE DRAWINGS ARE PRELIMINARY DRAWINGS AND ARE SUBJECT TO CHANGE WITHOUT NOTICE DURING THE COURSE OF THE PROPOSED DEVELOPMENT AND IN CONSULTATION WITH COUNCIL. SUBMISSION OF THE DRAWINGS DOES NOT CONSTITUTE A REPRESENTATION OR WARRANTY BY THE DEVELOPER OR ITS SERVANTS, AGENTS OR CONTRACTORS THAT THE DRAWINGS ARE FINAL NOR THAT THE PROPOSED DEVELOPMENT WILL TAKE PLACE IN ACCORDANCE WITH THESE DRAWINGS."

BEFORE CARRYING OUT ANY WORK ENSURE THAT THE DRAWINGS USED CARRY THE LATEST AMENDMENT No.

THESE DOCUMENTS AND ANY WORKS EXECUTED AS A RESULT OF THESE DOCUMENTS SHALL BE SUBJECT TO THE COPYRIGHT CONDITIONS SET OUT IN THE CONDITIONS OF ENGAGEMENT. ©

**Notes**

DRAWINGS MADE TO A LARGER SCALE AND THOSE SHOWING PARTICULAR DETAIL OF WORKS SHALL TAKE PRECEDENCE OVER DRAWINGS MADE TO A SMALLER SCALE AND FOR MORE GENERAL PURPOSES.

WHERE ANY DISCREPANCY EXISTS BETWEEN FIGURED AND SCALED DIMENSIONS, THE FIGURED DIMENSIONS SHALL PREVAIL.

BUILDER TO CHECK ALL SITE DIMENSIONS PRIOR TO FABRICATION OF ITEMS/ITS.

ALL WORK SHOULD COMPLY WITH RELEVANT AUSTRALIAN STANDARDS AND BUILDING CODE OF AUSTRALIA (BCA).

ALL WORK SHALL CONFORM TO THE CONTRACT DOCUMENTS WHICH INCLUDE SPECIFICATIONS, THE DRAWINGS, ALL ADDENDUMS, FINISHES, SCHEDULES AND MODIFICATIONS ISSUED BY THE ARCHITECT.

THE GENERAL CONTRACTOR SHALL REVIEW ALL DOCUMENTS AND VERIFY ALL DIMENSIONS AND FIELD CONDITIONS AND SHALL CONFIRM THAT WORK IS BUILDABLE AS SHOWN. ANY CONFLICTS OR OMISSIONS, ETC., SHALL BE IMMEDIATELY REPORTED TO THE ARCHITECT FOR CLARIFICATION PRIOR TO THE PERFORMANCE OF ANY WORK IN QUESTION.

ALL THE CONSTRUCTION DRAWINGS SHALL BE READ IN CONJUNCTION W/ ALL CONSULTANTS AND CONTRACTOR DRAWINGS, SCHEDULES AND SPECIFICATIONS. IN CASE OF CONFLICT BETWEEN ARCHITECTS AND CONSULTANTS DRAWINGS IN LOCATING STRUCTURAL ELEMENTS, MATERIALS / EQUIPMENT, THE ARCHITECT SHALL BE NOTIFIED FOR CLARIFICATION PRIOR TO PROCEEDING WITH CONSTRUCTION.

DO NOT SCALE DRAWINGS. WRITTEN DIMENSIONS GOVERN PARTITION LOCATIONS, DIMENSIONS AND TYPES. IN CASE OF CONFLICT, NOTIFY ARCHITECT OR WRITTEN CLARIFICATION PRIOR TO PROCEEDING WITH CONSTRUCTION.

**Legend**

**Consultants**

**Client**

A Mourched & G Mourched
ABN 94 935 668 270

**Architects**

tony owen ptnrs

Level 2
12-16 Queen Street
Chippendale NSW 2008
P 0122 9698 2000
F 0122 9698 3010
E info@tonyowen.com.au

Tony Owen Partners Architects Reg. No 7080

**Project**

Leppington

**Project address**
297 BRINGELLY ROAD,
LEPPINGTON NSW 2179

**Key plan**



**Scale** 1 : 500

**Date** 19/06/26

**Drawing title**
CONSTRUCTION WASTE MANAGEMENT PLAN

**Project no.** 1111 **Drawing no.** A442 **Rev.** A

**Drawn** TL

**Drawing status**
SSD SUBMISSION

16/06/2026 5:04:47 PM

# BUILDING A

| Not Placed | |
|---|---|
| 2 BEDS | 2 |
| | 2 |
| A_LEVEL 1 | |
| 1 BED | 3 |
| 2 BEDS | 14 |
| 3 BEDS | 5 |
| | 22 |
| A_LEVEL 2 | |
| 1 BED | 3 |
| 2 BEDS | 14 |
| 3 BEDS | 5 |
| | 22 |
| A_LEVEL 3 | |
| 1 BED | 3 |
| 2 BEDS | 14 |
| 3 BEDS | 5 |
| | 22 |
| A_LEVEL 4 | |
| 1 BED | 1 |
| 2 BEDS | 13 |
| 3 BEDS | 4 |
| | 18 |
| A_LEVEL 5 | |
| 1 BED | 1 |
| 2 BEDS | 13 |
| 3 BEDS | 4 |
| | 18 |
| A_LEVEL 6 | |
| 2 BEDS | 14 |
| 3 BEDS | 3 |
| | 17 |
| A_LEVEL 7 | |
| 2 BEDS | 14 |
| 3 BEDS | 3 |
| | 17 |
| A_LEVEL 8 | |
| 1 BED | 5 |
| 2 BEDS | 7 |
| 3 BEDS | 1 |
| | 13 |
| A_LEVEL 9 | |
| 1 BED | 4 |
| 2 BEDS | 8 |
| 3 BEDS | 1 |
| | 13 |
| A_LEVEL 10 | |
| 1 BED | 4 |
| 2 BEDS | 8 |
| 3 BEDS | 1 |
| | 13 |
| A_LEVEL 11 | |
| 1 BED | 4 |
| 2 BEDS | 8 |
| 3 BEDS | 1 |
| | 13 |
| A_LEVEL 12 | |
| 1 BED | 4 |
| 2 BEDS | 8 |
| 3 BEDS | 1 |
| | 13 |
| A_LEVEL 13 | |
| 1 BED | 4 |
| 2 BEDS | 8 |
| 3 BEDS | 1 |
| | 13 |
| A_LEVEL 14 | |
| 1 BED | 4 |
| 2 BEDS | 8 |
| 3 BEDS | 1 |
| | 13 |
| A_LEVEL 15 | |
| 1 BED | 2 |
| 2 BEDS | 4 |
| 3 BEDS | 2 |
| | 8 |
| A_LEVEL 16 | |
| 2 BEDS | 4 |
| 3 BEDS | 3 |
| | 7 |
| A_LEVEL 17 | |
| 1 BED | 1 |
| 2 BEDS | 2 |
| 3 BEDS | 3 |
| | 6 |
| A_LEVEL 18 | |
| 1 BED | 1 |
| 2 BEDS | 2 |
| 3 BEDS | 2 |
| | 5 |
| A_LEVEL 19 | |
| 3 BEDS | 3 |

## UNIT MIX PERCENTAGE

| | | |
|---|---|---|
| 1 BED | 44 | 17.05% |
| 2 BEDS | 165 | 63.95% |
| 3 BEDS | 49 | 18.99% |
| Grand Total | 258 | 100.00% |

## BUILDING A GROSS FLOOR AREA

| LEVEL | AREA (GFA) |
|---|---|
| | |
| A_GROUND FLOOR (RETAIL) | 0 m² |
| A_GROUND FLOOR (RESI) | 189 m² |
| A_GROUND FLOOR (RETAIL) | 902 m² |
| A_LEVEL 1-3 (RESI) | 6189 m² |
| A_LEVEL 4-5 (RESI) | 3473 m² |
| A_LEVEL 6-7 (RESI) | 3246 m² |
| A_LEVEL 8 (RESI) | 1038 m² |
| A_LEVEL 9-14 (RESI) | 6334 m² |
| A_LEVEL 15 (RESI) | 720 m² |
| B_LEVEL 16 (RESI) | 695 m² |
| A_LEVEL 17 (RESI) | 613 m² |
| A_LEVEL 18 (RESI) | 490 m² |
| A_LEVEL 19 (RESI) | 396 m² |
| TOTAL GFA | 24285 m² |

# BUILDING B

| B_LEVEL 3 | |
|---|---|
| 1 BED | 8 |
| 2 BEDS | 15 |
| 3 BEDS | 3 |
| | 26 |
| B_LEVEL 4 | |
| 1 BED | 6 |
| 2 BEDS | 17 |
| 3 BEDS | 2 |
| | 25 |
| B_LEVEL 5 | |
| 1 BED | 6 |
| 2 BEDS | 17 |
| 3 BEDS | 2 |
| | 25 |
| B_LEVEL 6 | |
| 1 BED | 3 |
| 2 BEDS | 17 |
| 3 BEDS | 3 |
| | 23 |
| B_LEVEL 7 | |
| 1 BED | 3 |
| 2 BEDS | 17 |
| 3 BEDS | 3 |
| | 23 |
| B_LEVEL 8 | |
| 1 BED | 7 |
| 2 BEDS | 6 |
| 3 BEDS | 3 |
| STUDIO | 1 |
| | 17 |
| B_LEVEL 9-13 SOLAR | |
| 1 BED | 7 |
| 2 BEDS | 8 |
| 3 BEDS | 2 |
| | 17 |
| B_LEVEL 10 | |
| 1 BED | 7 |
| 2 BEDS | 8 |
| 3 BEDS | 2 |
| | 17 |
| B_LEVEL 11 | |
| 1 BED | 7 |
| 2 BEDS | 8 |
| 3 BEDS | 2 |
| | 17 |
| B_LEVEL 12 | |
| 1 BED | 7 |
| 2 BEDS | 7 |
| 3 BEDS | 2 |
| | 16 |
| B_LEVEL 13 | |
| 1 BED | 7 |
| 2 BEDS | 8 |
| 3 BEDS | 2 |
| | 17 |
| B_LEVEL 14 | |
| 1 BED | 7 |
| 2 BEDS | 8 |
| 3 BEDS | 2 |
| | 17 |
| B_LEVEL 15 | |
| 1 BED | 8 |
| 2 BEDS | 6 |
| 3 BEDS | 2 |
| | 16 |
| B_LEVEL 16 | |
| 1 BED | 6 |
| 2 BEDS | 7 |
| 3 BEDS | 1 |
| | 14 |
| B_LEVEL 17 | |
| 1 BED | 6 |
| 2 BEDS | 5 |
| 3 BEDS | 1 |
| | 12 |
| B_LEVEL 18 | |
| 1 BED | 1 |
| 2 BEDS | 3 |
| 3 BEDS | 6 |
| | 10 |

## UNIT MIX PERCENTAGE

| | | |
|---|---|---|
| 1 BED | 96 | 32.88% |
| 2 BEDS | 157 | 53.77% |
| 3 BEDS | 38 | 13.01% |
| STUDIO | 1 | 0.34% |
| Grand Total | 292 | 100.00% |

## BUILDING B GROSS FLOOR AREA

| LEVEL | AREA (GFA) |
|---|---|
| | |
| B_GROUND FLOOR (COMMUNITY) | 0.0 m² |
| B_GROUND FLOOR (RESI) | 172.3 m² |
| B_GROUND FLOOR (RETAIL) | 1377.9 m² |
| B_LEVEL 1 (CHILDCARE) | 850.1 m² |
| B_LEVEL 1 (COMMERCIAL) | 1026.3 m² |
| B_LEVEL 2_(COMMERCIAL) | 2455.2 m² |
| B_LEVEL 3 (RESI) | 2279.2 m² |
| B_LEVEL 4-5 RESI) | 4442.7 m² |
| B_LEVEL 6-7 (RESI) | 4242.4 m² |
| B_LEVEL 8 (RESI) | 1047.9 m² |
| B_LEVEL 9-13 (RESI) | 6765.8 m² |
| B_LEVEL 14 (RESI) | 1355.2 m² |
| B_LEVEL 15 (RESI) | 1256.6 m² |
| B_LEVEL 16 (RESI) | 1112.7 m² |
| B_LEVEL 17 (RESI) | 974.8 m² |
| B_LEVEL 18 (RESI) | 737.9 m² |
| B_LEVEL 19 (RESI) | 395.5 m² |
| TOTAL GFA | 30492.4 m² |

# BUILDING C

| C_GROUND FLOOR | |
|---|---|
| LOADING | 1 |
| RETAIL | 1 |
| | 2 |
| C_GROUND FLOOR MEZZANINE | |
| RETAIL | 1 |
| SUPERMARKET | 1 |
| | 2 |
| C_LEVEL 2 | |
| 1 BED | 5 |
| 2 BEDS | 16 |
| 3 BEDS | 6 |
| STUDIO | 1 |
| | 28 |
| C_LEVEL 3 | |
| 1 BED | 5 |
| 2 BEDS | 14 |
| 3 BEDS | 7 |
| STUDIO | 1 |
| | 27 |
| C_LEVEL 4 | |
| 1 BED | 5 |
| 2 BEDS | 15 |
| 3 BEDS | 7 |
| STUDIO | 1 |
| | 28 |
| C_LEVEL 5 | |
| 1 BED | 5 |
| 2 BEDS | 14 |
| 3 BEDS | 8 |
| STUDIO | 1 |
| | 28 |
| C_LEVEL 6 | |
| 1 BED | 7 |
| 2 BEDS | 17 |
| 3 BEDS | 3 |
| STUDIO | 1 |
| | 28 |
| C_LEVEL 7 | |
| 1 BED | 6 |
| 2 BEDS | 17 |
| 3 BEDS | 3 |
| STUDIO | 1 |
| | 27 |
| C_LEVEL 8 | |
| 1 BED | 3 |
| 2 BEDS | 16 |
| STUDIO | 1 |
| | 20 |
| C_LEVEL 9 | |
| 1 BED | 4 |
| 2 BEDS | 16 |
| | 20 |
| C_LEVEL 10 | |
| 1 BED | 3 |
| 2 BEDS | 16 |
| | 19 |
| C_LEVEL 11 | |
| 1 BED | 3 |
| 2 BEDS | 16 |
| | 19 |
| C_LEVEL 12 | |
| 1 BED | 3 |
| 2 BEDS | 16 |
| | 19 |
| C_LEVEL 13 | |
| 1 BED | 3 |
| 2 BEDS | 16 |
| | 19 |
| C_LEVEL 14 | |
| 1 BED | 3 |
| 2 BEDS | 16 |
| | 19 |
| C_LEVEL 15 | |
| 1 BED | 3 |
| 2 BEDS | 16 |
| | 19 |
| C_LEVEL 16 | |
| 1 BED | 3 |
| 2 BEDS | 16 |
| | 19 |
| C_LEVEL 17 | |
| 1 BED | 3 |
| 2 BEDS | 16 |
| | 19 |
| C_LEVEL 18 | |
| 1 BED | 3 |
| 2 BEDS | 14 |
| 3 BEDS | 1 |
| | 18 |
| C_LEVEL 19 | |
| 1 BED | 3 |
| 2 BEDS | 10 |
| 3 BEDS | 2 |
| | 15 |
| C_LEVEL 20 | |
| 1 BED | 2 |

## UNIT MIX PERCENTAGE

| | | |
|---|---|---|
| 1 BED | 73 | 17.72% |
| 2 BEDS | 287 | 69.66% |
| 3 BEDS | 41 | 9.95% |
| LOADING | 1 | 0.24% |
| RETAIL | 2 | 0.49% |
| STUDIO | 7 | 1.70% |
| Grand Total | 412 | 100.00% |

## BUILDING C GROSS FLOOR AREA

| LEVEL | AREA (GFA) |
|---|---|
| C_GROUND FLOOR (RESI) | 211 m² |
| C_GROUND FLOOR (RETAIL) | 1130 m² |
| C_LEVEL 1 (RESI) | 87 m² |
| C_LEVEL 1 (RETAIL) | 5020 m² |
| C_LEVEL 2 (RESI) | 2516 m² |
| C_LEVEL 3-5 (RESI) | 7525 m² |
| C_LEVEL 6-7 (RESI) | 4722 m² |
| C_LEVEL 8 (RESI) | 1670 m² |
| C_LEVEL 9-16 (RESI) | 12794 m² |
| C_LEVEL 17 (RESI) | 1101 m² |
| C_LEVEL 18 (RESI) | 1481 m² |
| C_LEVEL 19 (RESI) | 960 m² |
| C_LEVEL 20 (RESI) | 1015 m² |
| C_LEVEL 21 (RESI) | 589 m² |
| TOTAL GFA | 40820 m² |

# OVERALL DEVELOPMENT MATRIX

| | |
|---|---|
| **DEVELOPABLE SITE AREA** | **20,988.219 m²** |
| SITE AREA | 23,332.212 m² |

## SITE AREA BREAKDOWN

| | |
|---|---|
| SITE A | 4,924.00m² |
| SITE B | 6,322.00m² |
| SITE C | 6,422.00m² |

## AFFORDABLE FSR

| **ALLOWABLE FSR** | | |
|---|---|---|
| BASE FSR (B4) | | |
| RESIDENTIAL | | 3.1 |
| COMMERCIAL | | 0.4 |
| | TOTAL | 3.5 |
| **BONUS FSR** | | |
| LOW CARBON INCENTIVE | | 0.25 |
| AFFORDABLE COMMUNITY | | 0.5 |

| | |
|---|---|
| **TOTAL ALLOWABLE (WITH BONUS)** | **4.25** |
| **TOTAL ALLOWABLE (WITH AFFORDABLE 30%)** | **5.525** |

## PROPOSED GFA AND FSR

| TOTAL RESIDENTIAL GFA | |
|---|---|
| SITE | RESIDENTIAL GFA |
| | 0 m² |
| SITE A | 23383 m² |
| SITE B | 24783 m² |
| SITE C | 34670 m² |
| TOTAL RESIDENTIAL GFA | 82836 m² |
| TOTAL RETAIL GFA | |
| | 0 m² |
| SITE A | 902 m² |
| SITE B | 1378 m² |
| SITE C | 6150 m² |
| TOTAL RETAIL GFA | 8430 m² |
| TOTAL GFA CHILDCARE | |
| SITE B | 850 m² |
| TOTAL CHILDCARE GFA | 850 m² |
| TOTAL COMMERCIAL GFA | |
| SITE B | 3482 m² |
| TOTAL COMMERCILA GFA | 3482 m² |
| TOTAL COMMUNITY GFA | |
| SITE B | 0 m² |
| TOTAL COMMUNITY GFA | 0 m² |

| SITE | TOTAL GFA |
|---|---|
| | |
| SITE A | 24284.7 m² |
| SITE B | 30492.4 m² |
| SITE C | 40820.0 m² |
| TOTAL PROPOSED GFA | 95597.1 m² |

## SUMMARY

PROPOSED RESIDENTIAL GFA: 83,651m²
PROPOSED NON-RESIDENTIAL GFA: 15,852 m²

ALLOWABLE GFA: 110,243.98m²
**PROPOSED GFA (RESI + NON-RESI): 99,503m²**

ALLOWABLE FSR: 5.525:1
**PROPOSED FSR: 4.711:1**

## UNIT MIX CALCULATION

| | | |
|---|---|---|
| 1 BED | 220 | 22.7% |
| 2 BEDS | 607 | 62.8% |
| 3 BEDS | 131 | 13.6% |
| STUDIO | 8 | 0.8% |

| | | |
|---|---|---|
| **Grand Total (No. of Units)** | **966** | 100% |

# UNIT MIX & AREA SCHEDULE

| Rev. | Description | By | Date |
|---|---|---|---|
| A | SSD SUBMISSION | TOP | 19/06/26 |

**Disclaimer**

"THESE DRAWINGS ARE PRELIMINARY DRAWINGS AND ARE SUBJECT TO CHANGE WITHOUT NOTICE DURING THE COURSE OF THE PROPOSED DEVELOPMENT AND IN CONSULTATION WITH COUNCIL. SUBMISSION OF THE DRAWINGS DOES NOT CONSTITUTE A REPRESENTATION OR WARRANTY BY THE DEVELOPER OR ITS SERVANTS, AGENTS OR CONTRACTORS THAT THE DRAWINGS ARE FINAL NOR THAT THE PROPOSED DEVELOPMENT WILL TAKE PLACE IN ACCORDANCE WITH THESE DRAWINGS."

BEFORE CARRYING OUT ANY WORK ENSURE THAT THE DRAWINGS USED CARRY THE LATEST AMENDMENT No.

THESE DOCUMENTS AND ANY WORKS EXECUTED AS A RESULT OF THESE DOCUMENTS SHALL BE SUBJECT TO THE COPYRIGHT CONDITIONS SET OUT IN THE CONDITIONS OF ENGAGEMENT. ©

**Notes**

DRAWINGS MADE TO A LARGER SCALE AND THOSE SHOWING PARTICULAR DETAIL OF WORKS SHALL TAKE PRECEDENCE OVER DRAWINGS MADE TO A SMALLER SCALE AND FOR MORE GENERAL PURPOSES.
IN THE EVENT DISCREPANCY EXISTS BETWEEN FIGURED AND SCALED DIMENSIONS, THE FIGURED DIMENSIONS SHALL PREVAIL.

BUILDER TO CHECK ALL SITE DIMENSIONS PRIOR TO FABRICATION OF FITMENTS.
ALL WORK SHOULD COMPLY WITH RELEVANT AUSTRALIAN STANDARDS AND BUILDING CODE OF AUSTRALIA (BCA).

ALL WORK SHALL CONFORM TO THE CONTRACT DOCUMENTS WHICH INCLUDE SPECIFICATIONS, THE DRAWINGS, ALL ADDENDUMS, FINISHES, SCHEDULES AND MODIFICATIONS ISSUED BY THE ARCHITECT.

THE GENERAL CONTRACTOR SHALL REVIEW ALL DOCUMENTS AND VERIFY ALL DIMENSIONS AND FIELD CONDITIONS AND SHALL CONFIRM THAT WORK IS BUILDABLE AS SHOWN. ANY CONFLICTS OR OMISSIONS, ETC., SHALL BE IMMEDIATELY REPORTED TO THE ARCHITECT FOR CLARIFICATION PRIOR TO THE PERFORMANCE OF ANY WORK IN QUESTION.

ALL THE CONSTRUCTION DRAWINGS SHALL BE READ IN CONJUNCTION W/ ALL CONSULTANTS AND CONTRACTOR DRAWINGS, SCHEDULES AND SPECIFICATIONS. IN CASE OF CONFLICT BETWEEN ARCHITECTS AND CONSULTANTS DRAWINGS IN LOCATING STRUCTURAL ELEMENTS, MATERIALS / EQUIPMENT, THE ARCHITECT SHALL BE NOTIFIED FOR CLARIFICATION PRIOR TO PROCEEDING WITH CONSTRUCTION.

DO NOT SCALE DRAWINGS. WRITTEN DIMENSIONS GOVERN PARTITION LOCATIONS, DIMENSIONS AND TYPES. IN CASE OF CONFLICT, NOTIFY ARCHITECT OR WRITTEN CLARIFICATION PRIOR TO PROCEEDING WITH CONSTRUCTION.

**Legend**

1 BED
2 BEDS
3 BEDS
RETAIL
HEALTHCARE
CHILDCARE
COMMERCIAL

**Consultants**

**Client**

A Mourched & G Mourched
ABN 94 935 668 270

**Architects**

tony owen ptnrs
Tony Owen Partners Architects Reg. No 7080

**Project**

Leppington

**Project address**
297 BRINGELLY ROAD,
LEPPINGTON NSW 2179

**Key plan**



| Scale | Date |
|---|---|
| 1 : 500 | 19/06/26 |

**Drawing title**
UNIT MIX & AREA SCHEDULE

| Project no. 1111 | Drawing no. | Rev. |
|---|---|---|
| Drawn TL | A443 | A |

**Drawing status**
SSD SUBMISSION

16/06/2026 5:07:07 PM

# A901 - Unit Breakdown Schedule

**Project :** Leppington Apartment **A** **Issue date:** **16/06/2026**

**Design Revision No: 1**

*Unit number marked with asterisk (*) indicated a pre-adaptable unit.*

| Unit no. | Unit Type | Internal Area (m2) | Balcony Area (m2) | Total Unit Area (m2) | ADG Required Storage (m3) | Internal (m3) | Basement (m3) | Total Storage (m3) |
|---|---|---|---|---|---|---|---|---|
| **LEVEL 1** | | | | | | | | |
| 101 | 3 BEDS | 99.00 m² | 21.00 m² | 120.00 m² | 10.00 | 5.00 | 7.42 | 12.42 |
| 102 | 2 BEDS | 61.00 m² | 10.00 m² | 71.00 m² | 8.00 | 4.65 | 8.86 | 13.51 |
| 103 | 2 BEDS | 75.00 m² | 14.00 m² | 89.00 m² | 8.00 | 3.00 | 9.18 | 12.18 |
| 104 | 2 BEDS | 88.00 m² | 14.00 m² | 102.00 m² | 8.00 | 4.44 | 9.20 | 13.64 |
| 105 | 2 BEDS | 79.00 m² | 10.00 m² | 89.00 m² | 8.00 | 4.00 | 9.73 | 13.73 |
| 106 | 3 BEDS | 105.00 m² | 23.00 m² | 128.00 m² | 10.00 | 4.00 | 9.73 | 13.73 |
| 107 | 3 BEDS | 99.00 m² | 17.00 m² | 116.00 m² | 10.00 | 6.33 | 9.20 | 15.53 |
| 108 | 2 BEDS | 86.00 m² | 12.00 m² | 98.00 m² | 8.00 | 9.20 | 9.73 | 18.93 |
| 109 | 2 BEDS | 77.00 m² | 13.00 m² | 90.00 m² | 8.00 | 4.06 | 9.73 | 13.79 |
| 110 | 1 BED | 50.00 m² | 8.00 m² | 58.00 m² | 6.00 | 3.00 | 9.20 | 12.20 |
| 111 | 2 BEDS | 88.00 m² | 12.00 m² | 100.00 m² | 8.00 | 4.00 | 9.73 | 13.73 |
| 112 | 2 BEDS | 76.00 m² | 13.00 m² | 89.00 m² | 8.00 | 5.00 | 9.73 | 14.73 |
| 113 | 3 BEDS | 105.00 m² | 15.00 m² | 120.00 m² | 10.00 | 5.00 | 9.20 | 14.20 |
| 114 | 2 BEDS | 73.00 m² | 10.00 m² | 83.00 m² | 8.00 | 4.00 | 9.73 | 13.73 |
| 115 | 2 BEDS | 75.00 m² | 10.00 m² | 85.00 m² | 8.00 | 4.00 | 9.73 | 13.73 |
| 116 | 2 BEDS | 75.00 m² | 10.00 m² | 85.00 m² | 8.00 | 4.00 | 9.20 | 13.20 |
| 117 | 2 BEDS | 76.00 m² | 10.00 m² | 86.00 m² | 8.00 | 5.00 | 9.73 | 14.73 |
| 118 | 2 BEDS | 78.00 m² | 13.00 m² | 91.00 m² | 8.00 | 4.00 | 9.71 | 13.71 |
| 119 | 3 BEDS | 126.00 m² | 21.00 m² | 147.00 m² | 10.00 | 6.22 | 8.08 | 14.30 |
| 120 | 2 BEDS | 75.00 m² | 11.00 m² | 86.00 m² | 8.00 | 4.47 | 7.91 | 12.38 |
| 121 | 1 BED | 51.00 m² | 8.00 m² | 59.00 m² | 6.00 | 3.00 | 3.30 | 6.30 |
| 122 | 1 BED | 50.00 m² | 8.00 m² | 58.00 m² | 6.00 | 3.00 | 3.21 | 6.21 |
| **LEVEL 2** | | | | | | | | |
| 201 | 3 BEDS | 99.00 m² | 21.00 m² | 120.00 m² | 10.00 | 5.00 | 7.45 | 12.45 |
| 202 | 2 BEDS | 61.00 m² | 10.00 m² | 71.00 m² | 8.00 | 4.65 | 9.13 | 13.78 |
| 203 | 2 BEDS | 75.00 m² | 14.00 m² | 89.00 m² | 8.00 | 3.00 | 9.16 | 12.16 |
| 204 | 2 BEDS | 88.00 m² | 14.00 m² | 102.00 m² | 8.00 | 4.44 | 9.70 | 14.14 |
| 205 | 2 BEDS | 79.00 m² | 10.00 m² | 89.00 m² | 8.00 | 4.00 | 9.67 | 13.67 |
| 206 | 3 BEDS | 105.00 m² | 23.00 m² | 128.00 m² | 10.00 | 4.00 | 9.16 | 13.16 |
| 207 | 3 BEDS | 99.00 m² | 17.00 m² | 116.00 m² | 10.00 | 6.33 | 9.64 | 15.97 |
| 208 | 2 BEDS | 86.00 m² | 12.00 m² | 98.00 m² | 8.00 | 9.20 | 9.21 | 18.41 |
| 209 | 2 BEDS | 77.00 m² | 13.00 m² | 90.00 m² | 8.00 | 4.06 | 8.52 | 12.58 |
| 210 | 1 BED | 50.00 m² | 8.00 m² | 58.00 m² | 6.00 | 3.00 | 3.32 | 6.32 |
| 211 | 2 BEDS | 88.00 m² | 12.00 m² | 100.00 m² | 8.00 | 4.00 | 10.66 | 14.66 |
| 212 | 2 BEDS | 76.00 m² | 13.00 m² | 89.00 m² | 8.00 | 5.00 | 10.37 | 15.37 |
| 213 | 3 BEDS | 105.00 m² | 15.00 m² | 120.00 m² | 10.00 | 5.00 | 9.54 | 14.54 |
| 214 | 2 BEDS | 73.00 m² | 10.00 m² | 83.00 m² | 8.00 | 4.00 | 10.52 | 14.52 |
| 215 | 2 BEDS | 75.00 m² | 10.00 m² | 85.00 m² | 8.00 | 4.00 | 10.52 | 14.52 |
| 216 | 2 BEDS | 75.00 m² | 10.00 m² | 85.00 m² | 8.00 | 4.00 | 9.39 | 13.39 |
| 217 | 2 BEDS | 76.00 m² | 10.00 m² | 86.00 m² | 8.00 | 5.00 | 10.52 | 15.52 |
| 218 | 2 BEDS | 78.00 m² | 13.00 m² | 91.00 m² | 8.00 | 4.00 | 10.52 | 14.52 |
| 219 | 3 BEDS | 126.00 m² | 21.00 m² | 147.00 m² | 10.00 | 6.22 | 9.39 | 15.61 |
| 220 | 2 BEDS | 75.00 m² | 11.00 m² | 86.00 m² | 8.00 | 4.47 | 10.52 | 14.99 |
| 221 | 1 BED | 51.00 m² | 8.00 m² | 59.00 m² | 6.00 | 3.00 | 3.43 | 6.43 |
| 222 | 1 BED | 50.00 m² | 8.00 m² | 58.00 m² | 6.00 | 3.00 | 3.32 | 6.32 |
| **LEVEL 3** | | | | | | | | |
| 301 | 3 BEDS | 99.00 m² | 21.00 m² | 120.00 m² | 10.00 | 5.00 | 9.35 | 14.35 |
| 302 | 2 BEDS | 61.00 m² | 10.00 m² | 71.00 m² | 8.00 | 4.65 | 7.72 | 12.37 |
| 303 | 2 BEDS | 75.00 m² | 14.00 m² | 89.00 m² | 8.00 | 3.00 | 6.03 | 9.03 |
| 304 | 2 BEDS | 88.00 m² | 14.00 m² | 102.00 m² | 8.00 | 4.44 | 5.99 | 10.43 |
| 305 | 2 BEDS | 79.00 m² | 10.00 m² | 89.00 m² | 8.00 | 4.00 | 6.42 | 10.42 |
| 306 | 3 BEDS | 105.00 m² | 23.00 m² | 128.00 m² | 10.00 | 4.00 | 6.44 | 10.44 |
| 307 | 3 BEDS | 99.00 m² | 17.00 m² | 116.00 m² | 10.00 | 6.33 | 6.09 | 12.42 |
| 308 | 2 BEDS | 86.00 m² | 12.00 m² | 98.00 m² | 8.00 | 9.20 | 6.49 | 15.69 |
| 309 | 2 BEDS | 77.00 m² | 13.00 m² | 90.00 m² | 8.00 | 4.06 | 6.40 | 10.46 |
| 310 | 1 BED | 50.00 m² | 8.00 m² | 58.00 m² | 6.00 | 3.00 | 3.15 | 6.15 |
| 311 | 2 BEDS | 88.00 m² | 12.00 m² | 100.00 m² | 8.00 | 4.00 | 6.25 | 10.25 |
| 312 | 2 BEDS | 76.00 m² | 13.00 m² | 89.00 m² | 8.00 | 5.00 | 6.52 | 11.52 |
| 313 | 3 BEDS | 105.00 m² | 15.00 m² | 120.00 m² | 10.00 | 5.00 | 6.54 | 11.54 |
| 314 | 2 BEDS | 73.00 m² | 10.00 m² | 83.00 m² | 8.00 | 4.00 | 5.94 | 9.94 |
| 315 | 2 BEDS | 75.00 m² | 10.00 m² | 85.00 m² | 8.00 | 4.00 | 6.17 | 10.17 |
| 316 | 2 BEDS | 75.00 m² | 10.00 m² | 85.00 m² | 8.00 | 4.00 | 6.92 | 10.92 |
| 317 | 2 BEDS | 76.00 m² | 10.00 m² | 86.00 m² | 8.00 | 5.00 | 11.32 | 16.32 |
| 318 | 2 BEDS | 78.00 m² | 13.00 m² | 91.00 m² | 8.00 | 4.00 | 6.46 | 10.46 |
| 319 | 3 BEDS | 126.00 m² | 21.00 m² | 147.00 m² | 10.00 | 6.22 | 5.00 | 11.22 |
| 320 | 2 BEDS | 75.00 m² | 11.00 m² | 86.00 m² | 8.00 | 4.47 | 6.46 | 10.93 |
| 321 | 1 BED | 51.00 m² | 8.00 m² | 59.00 m² | 6.00 | 3.00 | 3.39 | 6.39 |
| 322 | 1 BED | 50.00 m² | 8.00 m² | 58.00 m² | 6.00 | 3.00 | 3.01 | 6.01 |
| **LEVEL 4** | | | | | | | | |
| 401 | 2 BEDS | 77.00 m² | 13.00 m² | 90.00 m² | 8.00 | 4.00 | 6.46 | 10.46 |
| 402 | 2 BEDS | 74.00 m² | 10.00 m² | 84.00 m² | 8.00 | 4.65 | 7.93 | 12.58 |
| 403 | 2 BEDS | 75.00 m² | 14.00 m² | 89.00 m² | 8.00 | 3.00 | 6.56 | 9.56 |
| 404 | 2 BEDS | 88.00 m² | 14.00 m² | 102.00 m² | 8.00 | 6.12 | 7.21 | 13.33 |
| 405 | 2 BEDS | 79.00 m² | 10.00 m² | 89.00 m² | 8.00 | 4.00 | 6.50 | 10.50 |
| 406 | 3 BEDS | 105.00 m² | 23.00 m² | 128.00 m² | 10.00 | 4.00 | 7.31 | 11.31 |

# A901 - Unit Breakdown Schedule

**Project :** Leppington Apartment **A** **Issue date:** **16/06/2026**

**Design Revision No: 1**

*Unit number marked with asterisk (*) indicated a pre-adaptable unit.*

| Unit no. | Unit Type | Internal Area (m2) | Balcony Area (m2) | Total Unit Area (m2) | ADG Required Storage (m3) | Internal (m3) | Basement (m3) | Total Storage (m3) |
|---|---|---|---|---|---|---|---|---|
| 407 | 3 BEDS | 99.00 m² | 17.00 m² | 116.00 m² | 10.00 | 6.33 | 6.50 | 12.83 |
| 408 | 2 BEDS | 86.00 m² | 12.00 m² | 98.00 m² | 8.00 | 9.20 | 5.73 | 14.93 |
| 409 | 2 BEDS | 77.00 m² | 13.00 m² | 90.00 m² | 8.00 | 4.06 | 9.57 | 13.63 |
| 410 | 1 BED | 51.00 m² | 8.00 m² | 59.00 m² | 6.00 | 3.00 | 3.55 | 6.55 |
| 411 | 2 BEDS | 88.00 m² | 12.00 m² | 100.00 m² | 8.00 | 4.00 | 9.18 | 13.18 |
| 412 | 2 BEDS | 76.00 m² | 13.00 m² | 89.00 m² | 8.00 | 5.00 | 9.20 | 14.20 |
| 413 | 3 BEDS | 96.00 m² | 23.00 m² | 119.00 m² | 10.00 | 5.00 | 9.73 | 14.73 |
| 414 | 2 BEDS | 76.00 m² | 32.00 m² | 108.00 m² | 8.00 | 4.00 | 9.73 | 13.73 |
| 415 | 2 BEDS | 78.00 m² | 13.00 m² | 91.00 m² | 8.00 | 4.00 | 9.20 | 13.20 |
| 416 | 3 BEDS | 126.00 m² | 21.00 m² | 147.00 m² | 10.00 | 6.22 | 9.73 | 15.95 |
| 417 | 2 BEDS | 76.00 m² | 11.00 m² | 87.00 m² | 8.00 | 4.00 | 9.73 | 13.73 |
| 418 | 2 BEDS | 75.00 m² | 10.00 m² | 85.00 m² | 8.00 | 5.21 | 9.20 | 14.41 |
| **LEVEL 5** | | | | | | | | |
| 501 | 2 BEDS | 77.00 m² | 13.00 m² | 90.00 m² | 8.00 | 4.00 | 9.73 | 13.73 |
| 502 | 2 BEDS | 74.00 m² | 10.00 m² | 84.00 m² | 8.00 | 4.65 | 9.73 | 14.38 |
| 503 | 2 BEDS | 75.00 m² | 14.00 m² | 89.00 m² | 8.00 | 3.00 | 9.20 | 12.20 |
| 504 | 2 BEDS | 88.00 m² | 14.00 m² | 102.00 m² | 8.00 | 6.12 | 9.73 | 15.85 |
| 505 | 2 BEDS | 79.00 m² | 10.00 m² | 89.00 m² | 10.00 | 4.00 | 9.73 | 13.73 |
| 506 | 3 BEDS | 105.00 m² | 23.00 m² | 128.00 m² | 10.00 | 4.00 | 9.20 | 13.20 |
| 507 | 3 BEDS | 99.00 m² | 17.00 m² | 116.00 m² | 10.00 | 6.33 | 9.73 | 16.06 |
| 508 | 2 BEDS | 86.00 m² | 12.00 m² | 98.00 m² | 8.00 | 9.20 | 9.36 | 18.56 |
| 509 | 2 BEDS | 77.00 m² | 13.00 m² | 90.00 m² | 8.00 | 4.06 | 4.95 | 9.01 |
| 510 | 1 BED | 51.00 m² | 8.00 m² | 59.00 m² | 6.00 | 3.00 | 3.62 | 6.62 |
| 511 | 2 BEDS | 88.00 m² | 12.00 m² | 100.00 m² | 8.00 | 4.00 | 6.02 | 10.02 |
| 512 | 2 BEDS | 76.00 m² | 13.00 m² | 89.00 m² | 8.00 | 5.00 | 6.60 | 11.60 |
| 513 | 3 BEDS | 96.00 m² | 13.00 m² | 109.00 m² | 10.00 | 5.00 | 6.60 | 11.60 |
| 514 | 2 BEDS | 76.00 m² | 10.00 m² | 86.00 m² | 8.00 | 4.00 | 6.60 | 10.60 |
| 515 | 2 BEDS | 78.00 m² | 13.00 m² | 91.00 m² | 8.00 | 4.00 | 6.60 | 10.60 |
| 516 | 3 BEDS | 126.00 m² | 21.00 m² | 147.00 m² | 10.00 | 6.22 | 6.60 | 12.82 |
| 517 | 2 BEDS | 76.00 m² | 11.00 m² | 87.00 m² | 8.00 | 4.00 | 6.60 | 10.60 |
| 518 | 2 BEDS | 75.00 m² | 10.00 m² | 85.00 m² | 8.00 | 5.21 | 5.36 | 10.57 |
| **LEVEL 6** | | | | | | | | |
| 601 | 2 BEDS | 80.00 m² | 10.00 m² | 90.00 m² | 8.00 | 4.00 | 5.41 | 9.41 |
| 602 | 2 BEDS | 74.00 m² | 10.00 m² | 84.00 m² | 8.00 | 4.65 | 5.63 | 10.28 |
| 603 | 2 BEDS | 75.00 m² | 14.00 m² | 89.00 m² | 6.00 | 3.00 | 5.63 | 8.63 |
| 604 | 2 BEDS | 88.00 m² | 14.00 m² | 102.00 m² | 8.00 | 6.12 | 6.73 | 12.85 |
| 605 | 2 BEDS | 79.00 m² | 10.00 m² | 89.00 m² | 8.00 | 4.00 | 6.04 | 10.04 |
| 606 | 2 BEDS | 75.00 m² | 54.00 m² | 129.00 m² | 8.00 | 4.00 | 5.46 | 9.46 |
| 607 | 2 BEDS | 75.00 m² | 40.00 m² | 115.00 m² | 8.00 | 4.00 | 6.32 | 10.32 |
| 608 | 2 BEDS | 86.00 m² | 12.00 m² | 98.00 m² | 8.00 | 9.20 | 6.10 | 15.30 |
| 609 | 2 BEDS | 77.00 m² | 13.00 m² | 90.00 m² | 8.00 | 4.06 | 5.79 | 9.85 |
| 610 | 2 BEDS | 70.00 m² | 32.00 m² | 102.00 m² | 8.00 | 4.00 | 6.10 | 10.10 |
| 611 | 3 BEDS | 98.00 m² | 51.00 m² | 149.00 m² | 10.00 | 5.39 | 6.10 | 11.49 |
| 612 | 3 BEDS | 96.00 m² | 13.00 m² | 109.00 m² | 10.00 | 4.00 | 5.79 | 9.79 |
| 613 | 2 BEDS | 76.00 m² | 10.00 m² | 86.00 m² | 8.00 | 4.00 | 6.06 | 10.06 |
| 614 | 2 BEDS | 78.00 m² | 13.00 m² | 91.00 m² | 8.00 | 4.00 | 6.10 | 10.10 |
| 615 | 3 BEDS | 126.00 m² | 23.00 m² | 149.00 m² | 10.00 | 5.22 | 5.77 | 10.99 |
| 616 | 2 BEDS | 76.00 m² | 11.00 m² | 87.00 m² | 8.00 | 3.26 | 5.45 | 8.71 |
| 617 | 2 BEDS | 73.00 m² | 10.00 m² | 83.00 m² | 8.00 | 5.21 | 5.68 | 10.89 |
| **LEVEL 7** | | | | | | | | |
| 701 | 2 BEDS | 80.00 m² | 10.00 m² | 90.00 m² | 8.00 | 4.00 | 7.63 | 11.63 |
| 702 | 2 BEDS | 74.00 m² | 10.00 m² | 84.00 m² | 8.00 | 4.65 | 4.90 | 9.55 |
| 703 | 2 BEDS | 75.00 m² | 14.00 m² | 89.00 m² | 6.00 | 3.00 | 6.11 | 9.11 |
| 704 | 2 BEDS | 88.00 m² | 14.00 m² | 102.00 m² | 8.00 | 6.12 | 5.64 | 11.76 |
| 705 | 2 BEDS | 79.00 m² | 10.00 m² | 89.00 m² | 8.00 | 4.00 | 5.64 | 9.64 |
| 706 | 2 BEDS | 75.00 m² | 20.00 m² | 95.00 m² | 8.00 | 4.00 | 6.11 | 10.11 |
| 707 | 2 BEDS | 75.00 m² | 10.00 m² | 85.00 m² | 8.00 | 4.00 | 7.47 | 11.47 |
| 708 | 2 BEDS | 86.00 m² | 12.00 m² | 98.00 m² | 8.00 | 9.20 | 7.08 | 16.28 |
| 709 | 2 BEDS | 77.00 m² | 13.00 m² | 90.00 m² | 8.00 | 4.06 | 6.22 | 10.28 |
| 710 | 2 BEDS | 70.00 m² | 32.00 m² | 102.00 m² | 8.00 | 4.00 | 6.47 | 10.47 |
| 711 | 3 BEDS | 98.00 m² | 12.00 m² | 110.00 m² | 10.00 | 5.39 | 6,09 | 5.39 |
| 712 | 3 BEDS | 96.00 m² | 13.00 m² | 109.00 m² | 10.00 | 4.00 | 6.43 | 10.43 |
| 713 | 2 BEDS | 76.00 m² | 10.00 m² | 86.00 m² | 8.00 | 4.00 | 6.45 | 10.45 |
| 714 | 2 BEDS | 78.00 m² | 13.00 m² | 91.00 m² | 8.00 | 4.00 | 6.09 | 10.09 |
| 715 | 3 BEDS | 126.00 m² | 23.00 m² | 149.00 m² | 10.00 | 5.22 | 6.42 | 11.64 |
| 716 | 2 BEDS | 76.00 m² | 11.00 m² | 87.00 m² | 8.00 | 3.26 | 6.47 | 9.73 |
| 717 | 2 BEDS | 73.00 m² | 10.00 m² | 83.00 m² | 8.00 | 5.21 | 6.09 | 11.30 |
| **LEVEL 8** | | | | | | | | |
| 801 | 2 BEDS | 70.00 m² | 10.00 m² | 80.00 m² | 8.00 | 3.00 | 6.42 | 9.42 |
| 802 | 2 BEDS | 75.00 m² | 29.00 m² | 104.00 m² | 8.00 | 5.12 | 6.47 | 11.59 |
| 803 | 1 BED | 50.00 m² | 26.00 m² | 76.00 m² | 8.00 | 4.00 | 6.09 | 10.09 |
| 804 | 2 BEDS | 79.00 m² | 11.00 m² | 90.00 m² | 8.00 | 9.58 | 6.09 | 15.67 |
| 805 | 1 BED | 51.00 m² | 26.00 m² | 77.00 m² | 6.00 | 3.00 | 3.10 | 6.10 |
| 806 | 1 BED | 83.00 m² | 10.00 m² | 93.00 m² | 6.00 | 3.00 | 3.13 | 6.13 |
| 807 | 2 BEDS | 74.00 m² | 35.00 m² | 109.00 m² | 8.00 | 5.53 | 4.32 | 9.85 |
| 808 | 1 BED | 62.00 m² | 45.00 m² | 107.00 m² | 6.00 | 3.00 | 4.30 | 7.30 |
| 809 | 2 BEDS | 75.00 m² | 24.00 m² | 99.00 m² | 8.00 | 4.00 | 4.30 | 8.30 |
| 810 | 1 BED | 53.00 m² | 8.00 m² | 61.00 m² | 6.00 | 5.46 | 3.43 | 8.89 |
| 811 | 2 BEDS | 70.00 m² | 10.00 m² | 80.00 m² | 8.00 | 4.93 | 4.00 | 8.93 |

# A901 - Unit Breakdown Schedule

**Project :** Leppington Apartment **A** **Issue date:** **16/06/2026**

**Design Revision No: 1**

*Unit number marked with asterisk (*) indicated a pre-adaptable unit.*

| Unit no. | Unit Type | Internal Area (m2) | Balcony Area (m2) | Total Unit Area (m2) | ADG Required Storage (m3) | Internal (m3) | Basement (m3) | Total Storage (m3) |
|---|---|---|---|---|---|---|---|---|
| 812 | 3 BEDS | 98.00 m² | 15.00 m² | 113.00 m² | 10.00 | 4.09 | 5.07 | 9.16 |
| 813 | 2 BEDS | 74.00 m² | 28.00 m² | 102.00 m² | 8.00 | 4.44 | 4.00 | 8.44 |
| **LEVEL 9** | | | | | | | | |
| 901 | 2 BEDS | 70.00 m² | 10.00 m² | 80.00 m² | 8.00 | 4.00 | 4,67 | 4.00 |
| 902 | 2 BEDS | 75.00 m² | 14.00 m² | 89.00 m² | 8.00 | 5.12 | 4.30 | 9.42 |
| 903 | 1 BED | 50.00 m² | 8.00 m² | 58.00 m² | 6.00 | 4.00 | 3.34 | 7.34 |
| 904 | 2 BEDS | 79.00 m² | 11.00 m² | 90.00 m² | 8.00 | 9.64 | 4.77 | 14.41 |
| 905 | 1 BED | 50.00 m² | 8.00 m² | 58.00 m² | 6.00 | 3.00 | 3.18 | 6.18 |
| 906 | 1 BED | 53.00 m² | 10.00 m² | 63.00 m² | 6.00 | 3.00 | 3.01 | 6.01 |
| 907 | 2 BEDS | 81.00 m² | 10.00 m² | 91.00 m² | 8.00 | 9.03 | 4.30 | 13.33 |
| 908 | 2 BEDS | 76.00 m² | 10.00 m² | 86.00 m² | 8.00 | 4.00 | 4.29 | 8.29 |
| 909 | 2 BEDS | 70.00 m² | 12.00 m² | 82.00 m² | 8.00 | 4.00 | 4.35 | 8.35 |
| 910 | 1 BED | 53.00 m² | 8.00 m² | 61.00 m² | 6.00 | 5.46 | 3.53 | 8.99 |
| 911 | 2 BEDS | 70.00 m² | 10.00 m² | 80.00 m² | 8.00 | 4.93 | 4.37 | 9.30 |
| 912 | 3 BEDS | 98.00 m² | 12.00 m² | 110.00 m² | 10.00 | 4.09 | 6.37 | 10.46 |
| 913 | 2 BEDS | 74.00 m² | 10.00 m² | 84.00 m² | 8.00 | 4.44 | 4.30 | 8.74 |

# A901 - Unit Breakdown Schedule

**Project :** Leppington Apartment **A** **Issue date:** **16/06/2026**

**Design Revision No: 1**

*Unit number marked with asterisk (*) indicated a pre-adaptable unit.*

| Unit no. | Unit Type | Internal Area (m2) | Balcony Area (m2) | Total Unit Area (m2) | ADG Required Storage (m3) | Internal (m3) | Basement (m3) | Total Storage (m3) |
|---|---|---|---|---|---|---|---|---|
| **LEVEL 10** | | | | | | | | |
| 1001 | 2 BEDS | 70.00 m² | 10.00 m² | 80.00 m² | 8.00 | 4.00 | 4.30 | 8.30 |
| 1002 | 2 BEDS | 75.00 m² | 14.00 m² | 89.00 m² | 8.00 | 5.12 | 4.30 | 9.42 |
| 1003 | 1 BED | 50.00 m² | 8.00 m² | 58.00 m² | 6.00 | 4.00 | 4.30 | 8.30 |
| 1004 | 2 BEDS | 79.00 m² | 11.00 m² | 90.00 m² | 8.00 | 9.64 | 4.77 | 14.41 |
| 1005 | 1 BED | 50.00 m² | 8.00 m² | 58.00 m² | 6.00 | 3.00 | 4.30 | 7.30 |
| 1006 | 1 BED | 53.00 m² | 10.00 m² | 63.00 m² | 6.00 | 3.00 | 4.30 | 7.30 |
| 1007 | 2 BEDS | 81.00 m² | 10.00 m² | 91.00 m² | 8.00 | 9.03 | 4.77 | 13.80 |
| 1008 | 2 BEDS | 76.00 m² | 10.00 m² | 86.00 m² | 8.00 | 4.00 | 4.30 | 8.30 |
| 1009 | 2 BEDS | 70.00 m² | 12.00 m² | 82.00 m² | 8.00 | 4.00 | 4.84 | 8.84 |
| 1010 | 1 BED | 53.00 m² | 8.00 m² | 61.00 m² | 6.00 | 5.46 | 3.00 | 8.46 |
| 1011 | 2 BEDS | 70.00 m² | 10.00 m² | 80.00 m² | 8.00 | 4.93 | 4.30 | 9.23 |
| 1012 | 3 BEDS | 98.00 m² | 12.00 m² | 110.00 m² | 10.00 | 4.09 | 4.30 | 8.39 |
| 1013 | 2 BEDS | 74.00 m² | 10.00 m² | 84.00 m² | 8.00 | 4.32 | 4,32 | 4.32 |
| **LEVEL 11** | | | | | | | | |
| 1101 | 2 BEDS | 70.00 m² | 10.00 m² | 80.00 m² | 8.00 | 4.00 | 4.11 | 8.11 |
| 1102 | 2 BEDS | 75.00 m² | 14.00 m² | 89.00 m² | 8.00 | 5.12 | 4.35 | 9.47 |
| 1103 | 1 BED | 50.00 m² | 8.00 m² | 58.00 m² | 6.00 | 4.00 | 3.00 | 7.00 |
| 1104 | 2 BEDS | 79.00 m² | 11.00 m² | 90.00 m² | 8.00 | 9.64 | 4.29 | 13.93 |
| 1105 | 1 BED | 50.00 m² | 8.00 m² | 58.00 m² | 6.00 | 3.00 | 3.58 | 6.58 |
| 1106 | 1 BED | 53.00 m² | 10.00 m² | 63.00 m² | 6.00 | 3.00 | 3.36 | 6.36 |
| 1107 | 2 BEDS | 81.00 m² | 10.00 m² | 91.00 m² | 8.00 | 9.03 | 6.09 | 15.12 |
| 1108 | 2 BEDS | 76.00 m² | 10.00 m² | 86.00 m² | 8.00 | 4.00 | 6.09 | 10.09 |
| 1109 | 2 BEDS | 70.00 m² | 12.00 m² | 82.00 m² | 8.00 | 4.00 | 6.47 | 10.47 |
| 1110 | 1 BED | 53.00 m² | 8.00 m² | 61.00 m² | 6.00 | 5.46 | 3.32 | 8.78 |
| 1111 | 2 BEDS | 70.00 m² | 10.00 m² | 80.00 m² | 8.00 | 4.93 | 6.42 | 11.35 |
| 1112 | 3 BEDS | 98.00 m² | 12.00 m² | 110.00 m² | 10.00 | 4.09 | 6.09 | 10.18 |
| 1113 | 2 BEDS | 74.00 m² | 10.00 m² | 84.00 m² | 8.00 | 4.44 | 6.47 | 10.91 |
| **LEVEL 12** | | | | | | | | |
| 1201 | 2 BEDS | 70.00 m² | 10.00 m² | 80.00 m² | 8.00 | 4.00 | 4.30 | 8.30 |
| 1202 | 2 BEDS | 75.00 m² | 14.00 m² | 89.00 m² | 8.00 | 5.12 | 4.77 | 9.89 |
| 1203 | 1 BED | 50.00 m² | 8.00 m² | 58.00 m² | 6.00 | 4.00 | 3.10 | 7.10 |
| 1204 | 2 BEDS | 79.00 m² | 11.00 m² | 90.00 m² | 8.00 | 9.64 | 4.30 | 13.94 |
| 1205 | 1 BED | 50.00 m² | 8.00 m² | 58.00 m² | 6.00 | 3.00 | 3.07 | 6.07 |
| 1206 | 1 BED | 53.00 m² | 10.00 m² | 63.00 m² | 6.00 | 3.00 | 3.12 | 6.12 |
| 1207 | 2 BEDS | 81.00 m² | 10.00 m² | 91.00 m² | 8.00 | 9.03 | 4.30 | 13.33 |
| 1208 | 2 BEDS | 76.00 m² | 10.00 m² | 86.00 m² | 8.00 | 4.00 | 4.30 | 8.30 |
| 1209 | 2 BEDS | 70.00 m² | 12.00 m² | 82.00 m² | 8.00 | 4.00 | 4.30 | 8.30 |
| 1210 | 1 BED | 53.00 m² | 8.00 m² | 61.00 m² | 6.00 | 5.46 | 3.74 | 9.20 |
| 1211 | 2 BEDS | 70.00 m² | 10.00 m² | 80.00 m² | 8.00 | 4.93 | 4.32 | 9.25 |
| 1212 | 3 BEDS | 98.00 m² | 12.00 m² | 110.00 m² | 10.00 | 4.09 | 4.32 | 8.41 |
| 1213 | 2 BEDS | 74.00 m² | 10.00 m² | 84.00 m² | 8.00 | 4.44 | 4.32 | 8.76 |
| **LEVEL 13** | | | | | | | | |
| 1301 | 2 BEDS | 70.00 m² | 10.00 m² | 80.00 m² | 8.00 | 4.00 | 24.25 | 28.25 |
| 1302 | 2 BEDS | 75.00 m² | 14.00 m² | 89.00 m² | 8.00 | 5.12 | 6.27 | 11.39 |
| 1303 | 1 BED | 50.00 m² | 8.00 m² | 58.00 m² | 6.00 | 4.00 | 3.36 | 7.36 |
| 1304 | 2 BEDS | 79.00 m² | 11.00 m² | 90.00 m² | 8.00 | 9.64 | 5.76 | 15.40 |
| 1305 | 1 BED | 50.00 m² | 8.00 m² | 58.00 m² | 6.00 | 3.00 | 3.16 | 6.16 |
| 1306 | 1 BED | 53.00 m² | 10.00 m² | 63.00 m² | 6.00 | 3.00 | 5.81 | 8.81 |
| 1307 | 2 BEDS | 81.00 m² | 10.00 m² | 91.00 m² | 8.00 | 9.03 | 10.04 | 19.07 |
| 1308 | 2 BEDS | 76.00 m² | 10.00 m² | 86.00 m² | 8.00 | 4.00 | 6.40 | 10.40 |
| 1309 | 2 BEDS | 70.00 m² | 12.00 m² | 82.00 m² | 8.00 | 4.00 | 6.39 | 10.39 |
| 1310 | 1 BED | 53.00 m² | 8.00 m² | 61.00 m² | 6.00 | 5.46 | 8.72 | 14.18 |
| 1311 | 2 BEDS | 70.00 m² | 10.00 m² | 80.00 m² | 8.00 | 4.93 | 5.38 | 10.31 |
| 1312 | 3 BEDS | 98.00 m² | 12.00 m² | 110.00 m² | 10.00 | 4.09 | 5.29 | 9.38 |
| 1313 | 2 BEDS | 74.00 m² | 10.00 m² | 84.00 m² | 8.00 | 4.44 | 4.66 | 9.10 |
| **LEVEL 14** | | | | | | | | |
| 1401 | 2 BEDS | 70.00 m² | 10.00 m² | 80.00 m² | 8.00 | 4.00 | 9.55 | 13.55 |
| 1402 | 2 BEDS | 75.00 m² | 14.00 m² | 89.00 m² | 8.00 | 5.12 | 9.73 | 14.85 |
| 1403 | 1 BED | 50.00 m² | 8.00 m² | 58.00 m² | 6.00 | 4.00 | 3.24 | 7.24 |
| 1404 | 2 BEDS | 79.00 m² | 11.00 m² | 90.00 m² | 8.00 | 9.64 | 9.73 | 19.37 |
| 1405 | 1 BED | 50.00 m² | 8.00 m² | 58.00 m² | 6.00 | 3.00 | 3.56 | 6.56 |
| 1406 | 1 BED | 53.00 m² | 10.00 m² | 63.00 m² | 6.00 | 3.00 | 4.27 | 7.27 |
| 1407 | 2 BEDS | 81.00 m² | 10.00 m² | 91.00 m² | 8.00 | 9.03 | 9.20 | 18.23 |
| 1408 | 2 BEDS | 76.00 m² | 10.00 m² | 86.00 m² | 8.00 | 4.00 | 9.73 | 13.73 |
| 1409 | 2 BEDS | 70.00 m² | 12.00 m² | 82.00 m² | 8.00 | 4.00 | 9.73 | 13.73 |
| 1410 | 1 BED | 53.00 m² | 8.00 m² | 61.00 m² | 6.00 | 5.46 | 4.28 | 9.74 |
| 1411 | 2 BEDS | 70.00 m² | 10.00 m² | 80.00 m² | 8.00 | 4.93 | 9.20 | 14.13 |
| 1412 | 3 BEDS | 98.00 m² | 12.00 m² | 110.00 m² | 10.00 | 4.09 | 9.73 | 13.82 |
| 1413 | 2 BEDS | 74.00 m² | 10.00 m² | 84.00 m² | 8.00 | 4.44 | 9.73 | 14.17 |
| **LEVEL 15** | | | | | | | | |
| 1501 | 3 BEDS | 105.00 m² | 15.00 m² | 120.00 m² | 10.00 | 5.76 | 9.20 | 14.96 |
| 1502 | 2 BEDS | 80.00 m² | 10.00 m² | 90.00 m² | 8.00 | 5.65 | 9.73 | 15.38 |
| 1503 | 2 BEDS | 76.00 m² | 10.00 m² | 86.00 m² | 8.00 | 4.00 | 9.73 | 13.73 |
| 1504 | 2 BEDS | 75.00 m² | 10.00 m² | 85.00 m² | 8.00 | 3.75 | 9.20 | 12.95 |
| 1505 | 1 BED | 56.00 m² | 8.00 m² | 64.00 m² | 6.00 | 3.00 | 3.47 | 6.47 |
| 1506 | 1 BED | 52.00 m² | 8.00 m² | 60.00 m² | 6.00 | 7.55 | 3.25 | 10.80 |
| 1507 | 3 BEDS | 97.00 m² | 12.00 m² | 109.00 m² | 10.00 | 5.00 | 9.73 | 14.73 |
| 1508 | 2 BEDS | 74.00 m² | 10.00 m² | 84.00 m² | 8.00 | 4.44 | 9.73 | 14.17 |

# A901 - Unit Breakdown Schedule

**Project :** Leppington Apartment **A** **Issue date:** **16/06/2026**

**Design Revision No: 1**

*Unit number marked with asterisk (*) indicated a pre-adaptable unit.*

| Unit no. | Unit Type | Internal Area (m2) | Balcony Area (m2) | Total Unit Area (m2) | ADG Required Storage (m3) | Internal (m3) | Basement (m3) | Total Storage (m3) |
|---|---|---|---|---|---|---|---|---|
| **LEVEL 16** | | | | | | | | |
| 1601 | 3 BEDS | 103.00 m² | 17.00 m² | 120.00 m² | 10.00 | 5.76 | 9.20 | 14.96 |
| 1602 | 2 BEDS | 80.00 m² | 10.00 m² | 90.00 m² | 8.00 | 9.03 | 9.73 | 18.76 |
| 1603 | 2 BEDS | 76.00 m² | 10.00 m² | 86.00 m² | 8.00 | 4.00 | 9.71 | 13.71 |
| 1604 | 2 BEDS | 75.00 m² | 10.00 m² | 85.00 m² | 8.00 | 4.00 | 6.71 | 10.71 |
| 1605 | 3 BEDS | 95.00 m² | 26.00 m² | 121.00 m² | 10.00 | 5.00 | 5.96 | 10.96 |
| 1606 | 3 BEDS | 95.00 m² | 26.00 m² | 121.00 m² | 10.00 | 4.00 | 6.04 | 10.04 |
| 1607 | 2 BEDS | 74.00 m² | 10.00 m² | 84.00 m² | 8.00 | 4.03 | 6.04 | 10.07 |
| **LEVEL 17** | | | | | | | | |
| 1701 | 2 BEDS | 99.00 m² | 23.00 m² | 122.00 m² | 8.00 | 5.01 | 5.46 | 10.47 |
| 1702 | 1 BED | 50.00 m² | 8.00 m² | 58.00 m² | 6.00 | 3.00 | 6.32 | 9.32 |
| 1703 | 2 BEDS | 82.00 m² | 36.00 m² | 118.00 m² | 8.00 | 4.00 | 6.10 | 10.10 |
| 1704 | 3 BEDS | 95.00 m² | 13.00 m² | 108.00 m² | 10.00 | 5.00 | 5.79 | 10.79 |
| 1705 | 3 BEDS | 96.00 m² | 39.00 m² | 135.00 m² | 10.00 | 5.33 | 6.10 | 11.43 |
| 1706 | 3 BEDS | 102.00 m² | 20.00 m² | 122.00 m² | 10.00 | 5.81 | 6.10 | 11.91 |
| **LEVEL 18** | | | | | | | | |
| 1801 | 2 BEDS | 79.00 m² | 24.00 m² | 103.00 m² | 8.00 | 4.00 | 4.84 | 8.84 |
| 1802 | 3 BEDS | 100.00 m² | 45.00 m² | 145.00 m² | 10.00 | 7.19 | 6.42 | 13.61 |
| 1803 | 2 BEDS | 84.00 m² | 11.00 m² | 95.00 m² | 8.00 | 5.61 | 4.30 | 9.91 |
| 1804 | 1 BED | 58.00 m² | 25.00 m² | 83.00 m² | 6.00 | 5.33 | 3.03 | 8.36 |
| 1805 | 3 BEDS | 98.00 m² | 21.00 m² | 119.00 m² | 10.00 | 5.00 | 6.09 | 11.09 |

# A901 - Unit Breakdown Schedule

**Project :** Leppington Apartment **A** **Issue date:** **16/06/2026**

**Design Revision No: 1**

*Unit number marked with asterisk (*) indicated a pre-adaptable unit.*

| Unit no. | Unit Type | Internal Area (m2) | Balcony Area (m2) | Total Unit Area (m2) | ADG Required Storage (m3) | Internal (m3) | Basement (m3) | Total Storage (m3) |
|---|---|---|---|---|---|---|---|---|
| **LEVEL 19** | | | | | | | | |
| 1901 | 3 BEDS | 157.00 m² | 48.00 m² | 205.00 m² | 10.00 | 9.23 | 5.00 | 14.23 |
| 1902 | 3 BEDS | 103.00 m² | 30.00 m² | 133.00 m² | 10.00 | 5.00 | 5.00 | 10.00 |
| 1903 | 3 BEDS | 94.00 m² | 29.00 m² | 123.00 m² | 10.00 | 4.00 | 5.00 | 9.00 |

# A901 - Unit Breakdown Schedule

**Project :** Leppington Apartment **B** **Issue date:** **16/06/2026**

**Design Revision No: 1**

*Unit number marked with asterisk (*) indicated a pre-adaptable unit.*

| Unit no. | Unit Type | Internal Area (m2) | Balcony Area (m2) | Total Unit Area (m2) | ADG Required Storage (m3) | Internal (m3) | Basement (m3) | Total Storage (m3) |
|---|---|---|---|---|---|---|---|---|
| **LEVEL 3** | | | | | | | | |
| 301 | 3 BEDS | 100.00 m² | 13.00 m² | 113.00 m² | 10.00 | 5.00 | 9.29 | 14.29 |
| 302 | 2 BEDS | 80.00 m² | 13.00 m² | 93.00 m² | 8.00 | 4.26 | 5.25 | 9.51 |
| 303 | 2 BEDS | 81.00 m² | 11.00 m² | 92.00 m² | 8.00 | 4.00 | 4.71 | 8.71 |
| 304 | 2 BEDS | 78.00 m² | 13.00 m² | 91.00 m² | 8.00 | 4.00 | 4.17 | 8.17 |
| 305 | 2 BEDS | 79.00 m² | 14.00 m² | 93.00 m² | 8.00 | 4.00 | 4.42 | 8.42 |
| 306 | 2 BEDS | 75.00 m² | 10.00 m² | 85.00 m² | 8.00 | 4.00 | 5.04 | 9.04 |
| 307 | 1 BED | 50.00 m² | 8.00 m² | 58.00 m² | 6.00 | 3.00 | 5.04 | 8.04 |
| 308 | 1 BED | 58.00 m² | 8.00 m² | 66.00 m² | 6.00 | 3.00 | 4.49 | 7.49 |
| 309 | 1 BED | 66.00 m² | 8.00 m² | 74.00 m² | 6.00 | 3.41 | 5.04 | 8.45 |
| 310 | 2 BEDS | 87.00 m² | 10.00 m² | 97.00 m² | 8.00 | 4.00 | 5.04 | 9.04 |
| 311 | 2 BEDS | 82.00 m² | 14.00 m² | 96.00 m² | 8.00 | 4.00 | 5.04 | 9.04 |
| 312 | 2 BEDS | 82.00 m² | 13.00 m² | 95.00 m² | 8.00 | 4.00 | 5.04 | 9.04 |
| 313 | 1 BED | 50.00 m² | 8.00 m² | 58.00 m² | 6.00 | 3.00 | 5.04 | 8.04 |
| 314 | 2 BEDS | 101.00 m² | 12.00 m² | 113.00 m² | 8.00 | 4.07 | 4.51 | 8.58 |
| 315 | 1 BED | 55.00 m² | 14.00 m² | 69.00 m² | 6.00 | 3.02 | 4.73 | 7.75 |
| 316 | 2 BEDS | 86.00 m² | 10.00 m² | 96.00 m² | 8.00 | 4.00 | 5.04 | 9.04 |
| 317 | 2 BEDS | 81.00 m² | 11.00 m² | 92.00 m² | 8.00 | 5.49 | 5.04 | 10.53 |
| 318 | 3 BEDS | 100.00 m² | 11.00 m² | 111.00 m² | 10.00 | 6.04 | 5.04 | 11.08 |
| 319 | 2 BEDS | 75.00 m² | 11.00 m² | 86.00 m² | 8.00 | 4.07 | 5.04 | 9.11 |
| 320 | 1 BED | 58.00 m² | 10.00 m² | 68.00 m² | 6.00 | 3.00 | 4.11 | 7.11 |
| 321 | 2 BEDS | 91.00 m² | 16.00 m² | 107.00 m² | 8.00 | 4.07 | 4.19 | 8.26 |
| 322 | 3 BEDS | 117.00 m² | 12.00 m² | 129.00 m² | 10.00 | 9.96 | 5.13 | 15.09 |
| 323 | 2 BEDS | 83.00 m² | 10.00 m² | 93.00 m² | 8.00 | 4.75 | 6.97 | 11.72 |
| 324 | 2 BEDS | 75.00 m² | 12.00 m² | 87.00 m² | 8.00 | 4.00 | 6.97 | 10.97 |
| 325 | 1 BED | 54.00 m² | 8.00 m² | 62.00 m² | 6.00 | 3.00 | 6.79 | 9.79 |
| 326 | 1 BED | 52.00 m² | 9.00 m² | 61.00 m² | 6.00 | 4.25 | 8.19 | 12.44 |
| **LEVEL 4** | | | | | | | | |
| 401 | 2 BEDS | 70.00 m² | 10.00 m² | 80.00 m² | 8.00 | 4.00 | 5.55 | 9.55 |
| 402 | 2 BEDS | 80.00 m² | 13.00 m² | 93.00 m² | 8.00 | 4.00 | 5.57 | 9.57 |
| 403 | 2 BEDS | 81.00 m² | 11.00 m² | 92.00 m² | 8.00 | 4.00 | 5.55 | 9.55 |
| 404 | 2 BEDS | 79.00 m² | 13.00 m² | 92.00 m² | 8.00 | 4.00 | 8.19 | 12.19 |
| 405 | 2 BEDS | 79.00 m² | 14.00 m² | 93.00 m² | 8.00 | 4.00 | 7.34 | 11.34 |
| 406 | 2 BEDS | 75.00 m² | 10.00 m² | 85.00 m² | 8.00 | 4.00 | 6.97 | 10.97 |
| 407 | 1 BED | 50.00 m² | 8.00 m² | 58.00 m² | 6.00 | 3.00 | 6.97 | 9.97 |
| 408 | 1 BED | 59.00 m² | 8.00 m² | 67.00 m² | 6.00 | 3.00 | 4.76 | 7.76 |
| 409 | 1 BED | 67.00 m² | 8.00 m² | 75.00 m² | 6.00 | 4.00 | 5.07 | 9.07 |
| 410 | 2 BEDS | 92.00 m² | 10.00 m² | 102.00 m² | 8.00 | 4.00 | 5.07 | 9.07 |
| 411 | 2 BEDS | 82.00 m² | 14.00 m² | 96.00 m² | 8.00 | 4.00 | 5.63 | 9.63 |
| 412 | 2 BEDS | 82.00 m² | 13.00 m² | 95.00 m² | 8.00 | 4.00 | 5.59 | 9.59 |
| 413 | 1 BED | 50.00 m² | 8.00 m² | 58.00 m² | 6.00 | 3.00 | 5.31 | 8.31 |
| 414 | 2 BEDS | 101.00 m² | 12.00 m² | 113.00 m² | 8.00 | 4.07 | 5.60 | 9.67 |
| 415 | 1 BED | 55.00 m² | 14.00 m² | 69.00 m² | 6.00 | 3.02 | 5.30 | 8.32 |
| 416 | 2 BEDS | 87.00 m² | 10.00 m² | 97.00 m² | 8.00 | 4.00 | 5.02 | 9.02 |
| 417 | 2 BEDS | 81.00 m² | 11.00 m² | 92.00 m² | 8.00 | 4.00 | 5.56 | 9.56 |
| 418 | 3 BEDS | 100.00 m² | 11.00 m² | 111.00 m² | 10.00 | 6.04 | 5.63 | 11.67 |
| 419 | 2 BEDS | 75.00 m² | 11.00 m² | 86.00 m² | 8.00 | 4.07 | 5.07 | 9.14 |
| 420 | 1 BED | 58.00 m² | 10.00 m² | 68.00 m² | 6.00 | 3.00 | 5.07 | 8.07 |
| 421 | 2 BEDS | 91.00 m² | 16.00 m² | 107.00 m² | 8.00 | 4.07 | 4.76 | 8.83 |
| 422 | 3 BEDS | 117.00 m² | 12.00 m² | 129.00 m² | 10.00 | 9.96 | 10.58 | 20.54 |
| 423 | 2 BEDS | 85.00 m² | 10.00 m² | 95.00 m² | 8.00 | 9.96 | 5.70 | 15.66 |
| 424 | 2 BEDS | 76.00 m² | 12.00 m² | 88.00 m² | 8.00 | 4.00 | 5.70 | 9.70 |
| 425 | 2 BEDS | 76.00 m² | 13.00 m² | 89.00 m² | 8.00 | 5.44 | 8.61 | 14.05 |
| **LEVEL 5** | | | | | | | | |
| 501 | 2 BEDS | 70.00 m² | 10.00 m² | 80.00 m² | 8.00 | 4.00 | 8.81 | 12.81 |
| 502 | 2 BEDS | 80.00 m² | 13.00 m² | 93.00 m² | 8.00 | 4.00 | 6.04 | 10.04 |
| 503 | 2 BEDS | 81.00 m² | 11.00 m² | 92.00 m² | 8.00 | 4.00 | 5.08 | 9.08 |
| 504 | 2 BEDS | 79.00 m² | 13.00 m² | 92.00 m² | 8.00 | 4.00 | 4.60 | 8.60 |
| 505 | 2 BEDS | 79.00 m² | 14.00 m² | 93.00 m² | 8.00 | 4.00 | 4.16 | 8.16 |
| 506 | 2 BEDS | 75.00 m² | 10.00 m² | 85.00 m² | 8.00 | 4.00 | 4.02 | 8.02 |
| 507 | 1 BED | 50.00 m² | 8.00 m² | 58.00 m² | 6.00 | 3.00 | 3.82 | 6.82 |
| 508 | 1 BED | 59.00 m² | 8.00 m² | 67.00 m² | 6.00 | 3.00 | 3.63 | 6.63 |
| 509 | 1 BED | 67.00 m² | 8.00 m² | 75.00 m² | 6.00 | 4.00 | 5.33 | 9.33 |
| 510 | 2 BEDS | 92.00 m² | 10.00 m² | 102.00 m² | 8.00 | 4.00 | 6.52 | 10.52 |
| 511 | 2 BEDS | 82.00 m² | 14.00 m² | 96.00 m² | 8.00 | 4.00 | 5.32 | 9.32 |
| 512 | 2 BEDS | 82.00 m² | 13.00 m² | 95.00 m² | 8.00 | 4.00 | 4.96 | 8.96 |
| 513 | 1 BED | 50.00 m² | 8.00 m² | 58.00 m² | 6.00 | 3.00 | 5.07 | 8.07 |
| 514 | 2 BEDS | 101.00 m² | 12.00 m² | 113.00 m² | 8.00 | 4.07 | 5.31 | 9.38 |
| 515 | 1 BED | 55.00 m² | 14.00 m² | 69.00 m² | 6.00 | 3.02 | 3.82 | 6.84 |
| 516 | 2 BEDS | 87.00 m² | 10.00 m² | 97.00 m² | 8.00 | 4.00 | 5.30 | 9.30 |
| 517 | 2 BEDS | 81.00 m² | 11.00 m² | 92.00 m² | 8.00 | 4.00 | 5.83 | 9.83 |
| 518 | 3 BEDS | 100.00 m² | 11.00 m² | 111.00 m² | 10.00 | 6.04 | 6.47 | 12.51 |
| 519 | 2 BEDS | 75.00 m² | 11.00 m² | 86.00 m² | 8.00 | 4.07 | 5.88 | 9.95 |
| 520 | 1 BED | 58.00 m² | 10.00 m² | 68.00 m² | 6.00 | 3.00 | 6.32 | 9.32 |
| 521 | 2 BEDS | 91.00 m² | 16.00 m² | 107.00 m² | 8.00 | 4.07 | 6.77 | 10.84 |
| 522 | 3 BEDS | 117.00 m² | 12.00 m² | 129.00 m² | 10.00 | 9.96 | 7.21 | 17.17 |

# A901 - Unit Breakdown Schedule

**Project :** Leppington Apartment **B** **Issue date:** **16/06/2026**

**Design Revision No: 1**

*Unit number marked with asterisk (*) indicated a pre-adaptable unit.*

| Unit no. | Unit Type | Internal Area (m2) | Balcony Area (m2) | Total Unit Area (m2) | ADG Required Storage (m3) | Internal (m3) | Basement (m3) | Total Storage (m3) |
|---|---|---|---|---|---|---|---|---|
| 523 | 2 BEDS | 85.00 m² | 10.00 m² | 95.00 m² | 8.00 | 9.47 | 7.66 | 17.13 |
| 524 | 2 BEDS | 76.00 m² | 12.00 m² | 88.00 m² | 8.00 | 4.00 | 9.99 | 13.99 |
| 525 | 2 BEDS | 76.00 m² | 13.00 m² | 89.00 m² | 8.00 | 5.44 | 8.70 | 14.14 |
| **LEVEL 6** | | | | | | | | |
| 601 | 2 BEDS | 70.00 m² | 10.00 m² | 80.00 m² | 8.00 | 4.00 | 7.32 | 11.32 |
| 602 | 2 BEDS | 80.00 m² | 13.00 m² | 93.00 m² | 8.00 | 4.00 | 7.32 | 11.32 |
| 603 | 2 BEDS | 81.00 m² | 11.00 m² | 92.00 m² | 8.00 | 4.00 | 6.90 | 10.90 |
| 604 | 2 BEDS | 79.00 m² | 13.00 m² | 92.00 m² | 8.00 | 4.00 | 7.47 | 11.47 |
| 605 | 2 BEDS | 79.00 m² | 14.00 m² | 93.00 m² | 8.00 | 4.00 | 6.04 | 10.04 |
| 606 | 2 BEDS | 75.00 m² | 10.00 m² | 85.00 m² | 8.00 | 4.00 | 6.04 | 10.04 |
| 607 | 1 BED | 55.00 m² | 26.00 m² | 81.00 m² | 6.00 | 3.00 | 4.40 | 7.40 |
| 608 | 2 BEDS | 86.00 m² | 11.00 m² | 97.00 m² | 8.00 | 5.00 | 7.10 | 12.10 |
| 609 | 2 BEDS | 82.00 m² | 14.00 m² | 96.00 m² | 8.00 | 4.00 | 7.04 | 11.04 |
| 610 | 2 BEDS | 82.00 m² | 13.00 m² | 95.00 m² | 8.00 | 4.00 | 7.04 | 11.04 |
| 611 | 1 BED | 50.00 m² | 8.00 m² | 58.00 m² | 6.00 | 3.00 | 7.10 | 10.10 |
| 612 | 2 BEDS | 75.00 m² | 10.00 m² | 85.00 m² | 8.00 | 4.00 | 5.44 | 9.44 |
| 613 | 3 BEDS | 121.00 m² | 20.00 m² | 141.00 m² | 10.00 | 5.00 | 6.92 | 11.92 |
| 614 | 2 BEDS | 81.00 m² | 11.00 m² | 92.00 m² | 8.00 | 4.00 | 6.84 | 10.84 |
| 615 | 3 BEDS | 100.00 m² | 11.00 m² | 111.00 m² | 10.00 | 4.00 | 7.18 | 11.18 |
| 616 | 2 BEDS | 75.00 m² | 11.00 m² | 86.00 m² | 8.00 | 4.07 | 7.22 | 11.29 |
| 617 | 1 BED | 58.00 m² | 10.00 m² | 68.00 m² | 6.00 | 3.00 | 7.28 | 10.28 |
| 618 | 2 BEDS | 91.00 m² | 16.00 m² | 107.00 m² | 8.00 | 4.00 | 8.02 | 12.02 |
| 619 | 3 BEDS | 117.00 m² | 12.00 m² | 129.00 m² | 10.00 | 9.96 | 7.15 | 17.11 |
| 620 | 2 BEDS | 85.00 m² | 10.00 m² | 95.00 m² | 8.00 | 4.72 | 7.58 | 12.30 |
| 621 | 2 BEDS | 76.00 m² | 12.00 m² | 88.00 m² | 8.00 | 4.00 | 7.58 | 11.58 |
| 622 | 2 BEDS | 76.00 m² | 14.00 m² | 90.00 m² | 8.00 | 5.44 | 7.15 | 12.59 |
| 623 | 2 BEDS | 84.00 m² | 45.00 m² | 129.00 m² | 8.00 | 4.00 | 7.58 | 11.58 |
| **LEVEL 7** | | | | | | | | |
| 701 | 2 BEDS | 70.00 m² | 10.00 m² | 80.00 m² | 8.00 | 4.00 | 7.57 | 11.57 |
| 702 | 2 BEDS | 80.00 m² | 13.00 m² | 93.00 m² | 8.00 | 4.00 | 7.15 | 11.15 |
| 703 | 2 BEDS | 81.00 m² | 11.00 m² | 92.00 m² | 8.00 | 4.00 | 7.58 | 11.58 |
| 704 | 2 BEDS | 79.00 m² | 13.00 m² | 92.00 m² | 8.00 | 4.00 | 7.58 | 11.58 |
| 705 | 2 BEDS | 79.00 m² | 14.00 m² | 93.00 m² | 8.00 | 4.00 | 7.15 | 11.15 |
| 706 | 2 BEDS | 75.00 m² | 10.00 m² | 85.00 m² | 8.00 | 4.00 | 7.58 | 11.58 |
| 707 | 1 BED | 55.00 m² | 26.00 m² | 81.00 m² | 6.00 | 3.00 | 7.58 | 10.58 |
| 708 | 2 BEDS | 86.00 m² | 11.00 m² | 97.00 m² | 8.00 | 5.00 | 7.13 | 12.13 |
| 709 | 2 BEDS | 82.00 m² | 14.00 m² | 96.00 m² | 8.00 | 4.00 | 6.16 | 10.16 |
| 710 | 2 BEDS | 82.00 m² | 13.00 m² | 95.00 m² | 8.00 | 4.00 | 6.16 | 10.16 |
| 711 | 1 BED | 50.00 m² | 8.00 m² | 58.00 m² | 6.00 | 3.00 | 6.16 | 9.16 |
| 712 | 1 BED | 75.00 m² | 10.00 m² | 85.00 m² | 6.00 | 4.00 | 6.16 | 10.16 |
| 713 | 3 BEDS | 121.00 m² | 20.00 m² | 141.00 m² | 10.00 | 5.00 | 6.16 | 11.16 |
| 714 | 2 BEDS | 81.00 m² | 11.00 m² | 92.00 m² | 8.00 | 4.00 | 6.16 | 10.16 |
| 715 | 3 BEDS | 100.00 m² | 11.00 m² | 111.00 m² | 10.00 | 6.04 | 6.16 | 12.20 |
| 716 | 2 BEDS | 75.00 m² | 11.00 m² | 86.00 m² | 8.00 | 4.07 | 6.16 | 10.23 |
| 717 | 1 BED | 58.00 m² | 10.00 m² | 68.00 m² | 6.00 | 3.00 | 6.16 | 9.16 |
| 718 | 2 BEDS | 91.00 m² | 16.00 m² | 107.00 m² | 8.00 | 4.00 | 6.16 | 10.16 |
| 719 | 3 BEDS | 117.00 m² | 12.00 m² | 129.00 m² | 10.00 | 9.96 | 6.59 | 16.55 |
| 720 | 2 BEDS | 85.00 m² | 10.00 m² | 95.00 m² | 8.00 | 4.72 | 6.95 | 11.67 |
| 721 | 2 BEDS | 76.00 m² | 12.00 m² | 88.00 m² | 8.00 | 4.00 | 6.47 | 10.47 |
| 722 | 2 BEDS | 76.00 m² | 14.00 m² | 90.00 m² | 8.00 | 5.44 | 6.47 | 11.91 |
| 723 | 2 BEDS | 84.00 m² | 45.00 m² | 129.00 m² | 8.00 | 4.00 | 6.47 | 10.47 |
| **LEVEL 8** | | | | | | | | |
| 801 | 3 BEDS | 112.00 m² | 13.00 m² | 125.00 m² | 10.00 | 4.00 | 6.47 | 10.47 |
| 802 | 2 BEDS | 74.00 m² | 10.00 m² | 84.00 m² | 8.00 | 4.00 | 6.47 | 10.47 |
| 803 | 2 BEDS | 74.00 m² | 10.00 m² | 84.00 m² | 8.00 | 4.00 | 6.47 | 10.47 |
| 804 | 1 BED | 50.00 m² | 8.00 m² | 58.00 m² | 6.00 | 3.00 | 6.47 | 9.47 |
| 805 | 1 BED | 50.00 m² | 8.00 m² | 58.00 m² | 6.00 | 3.00 | 6.47 | 9.47 |
| 806 | 2 BEDS | 87.00 m² | 38.00 m² | 125.00 m² | 8.00 | 4.00 | 6.47 | 10.47 |
| 807 | 3 BEDS | 97.00 m² | 28.00 m² | 125.00 m² | 10.00 | 5.00 | 6.92 | 11.92 |
| 808 | STUDIO | 45.00 m² | 51.00 m² | 96.00 m² | 6.00 | 3.12 | 4.34 | 7.46 |
| 809 | 1 BED | 57.00 m² | 41.00 m² | 98.00 m² | 6.00 | 3.00 | 4.99 | 7.99 |
| 810 | 1 BED | 50.00 m² | 8.00 m² | 58.00 m² | 6.00 | 3.00 | 4.99 | 7.99 |
| 811 | 1 BED | 51.00 m² | 8.00 m² | 59.00 m² | 6.00 | 3.00 | 5.04 | 8.04 |
| 812 | 1 BED | 50.00 m² | 8.00 m² | 58.00 m² | 6.00 | 3.00 | 5.49 | 8.49 |
| 813 | 2 BEDS | 70.00 m² | 12.00 m² | 82.00 m² | 8.00 | 4.00 | 4.63 | 8.63 |
| 814 | 2 BEDS | 78.00 m² | 13.00 m² | 91.00 m² | 8.00 | 4.00 | 5.34 | 9.34 |
| 815 | 2 BEDS | 80.00 m² | 11.00 m² | 91.00 m² | 8.00 | 4.00 | 5.91 | 9.91 |
| 816 | 3 BEDS | 104.00 m² | 29.00 m² | 133.00 m² | 10.00 | 5.42 | 6.27 | 11.69 |
| 817 | 1 BED | 50.00 m² | 8.00 m² | 58.00 m² | 10.00 | 5.42 | 4.43 | 9.85 |
| **LEVEL 9** | | | | | | | | |
| 901 | 3 BEDS | 112.00 m² | 13.00 m² | 125.00 m² | 10.00 | 5.00 | 5.80 | 10.80 |
| 902 | 2 BEDS | 75.00 m² | 10.00 m² | 85.00 m² | 8.00 | 4.00 | 5.51 | 9.51 |
| 903 | 1 BED | 50.00 m² | 8.00 m² | 58.00 m² | 6.00 | 3.00 | 5.51 | 8.51 |
| 904 | 1 BED | 51.00 m² | 8.00 m² | 59.00 m² | 6.00 | 3.00 | 4.78 | 7.78 |
| 905 | 2 BEDS | 74.00 m² | 10.00 m² | 84.00 m² | 8.00 | 4.00 | 4.62 | 8.62 |
| 906 | 2 BEDS | 87.00 m² | 10.00 m² | 97.00 m² | 8.00 | 4.00 | 5.01 | 9.01 |
| 907 | 1 BED | 50.00 m² | 8.00 m² | 58.00 m² | 6.00 | 3.00 | 5.09 | 8.09 |
| 908 | 1 BED | 57.00 m² | 14.00 m² | 71.00 m² | 6.00 | 3.00 | 5.44 | 8.44 |
| 909 | 2 BEDS | 76.00 m² | 12.00 m² | 88.00 m² | 8.00 | 4.00 | 5.01 | 9.01 |

# A901 - Unit Breakdown Schedule

**Project :** Leppington Apartment **B** **Issue date:** **16/06/2026**

**Design Revision No: 1**

*Unit number marked with asterisk (*) indicated a pre-adaptable unit.*

| Unit no. | Unit Type | Internal Area (m2) | Balcony Area (m2) | Total Unit Area (m2) | ADG Required Storage (m3) | Internal (m3) | Basement (m3) | Total Storage (m3) |
|---|---|---|---|---|---|---|---|---|
| 910 | 3 BEDS | 95.00 m² | 13.00 m² | 108.00 m² | 10.00 | 5.00 | 4.86 | 9.86 |
| 911 | 1 BED | 50.00 m² | 8.00 m² | 58.00 m² | 6.00 | 3.00 | 5.49 | 8.49 |
| 912 | 1 BED | 51.00 m² | 8.00 m² | 59.00 m² | 6.00 | 3.00 | 5.01 | 8.01 |
| 913 | 1 BED | 50.00 m² | 8.00 m² | 58.00 m² | 6.00 | 4.00 | 5.29 | 9.29 |
| 914 | 2 BEDS | 70.00 m² | 12.00 m² | 82.00 m² | 8.00 | 4.00 | 5.23 | 9.23 |
| 915 | 2 BEDS | 78.00 m² | 13.00 m² | 91.00 m² | 8.00 | 4.00 | 4.46 | 8.46 |
| 916 | 2 BEDS | 80.00 m² | 10.00 m² | 90.00 m² | 8.00 | 4.00 | 5.73 | 9.73 |
| 917 | 2 BEDS | 78.00 m² | 12.00 m² | 90.00 m² | 8.00 | 4.00 | 6.35 | 10.35 |

# A901 - Unit Breakdown Schedule

**Project :** Leppington Apartment **B** **Issue date:** **16/06/2026**

**Design Revision No: 1**

*Unit number marked with asterisk (*) indicated a pre-adaptable unit.*

| Unit no. | Unit Type | Internal Area (m2) | Balcony Area (m2) | Total Unit Area (m2) | ADG Required Storage (m3) | Internal (m3) | Basement (m3) | Total Storage (m3) |
|---|---|---|---|---|---|---|---|---|
| **LEVEL 10** | | | | | | | | |
| 1001 | 3 BEDS | 112.00 m² | 13.00 m² | 125.00 m² | 10.00 | 5.00 | 5.01 | 10.01 |
| 1002 | 2 BEDS | 75.00 m² | 10.00 m² | 85.00 m² | 8.00 | 4.00 | 5.07 | 9.07 |
| 1003 | 1 BED | 50.00 m² | 8.00 m² | 58.00 m² | 6.00 | 3.00 | 6.44 | 9.44 |
| 1004 | 1 BED | 51.00 m² | 8.00 m² | 59.00 m² | 6.00 | 3.00 | 9.29 | 12.29 |
| 1005 | 2 BEDS | 74.00 m² | 10.00 m² | 84.00 m² | 8.00 | 4.00 | 4.17 | 8.17 |
| 1006 | 2 BEDS | 87.00 m² | 10.00 m² | 97.00 m² | 8.00 | 4.00 | 4.71 | 8.71 |
| 1007 | 1 BED | 50.00 m² | 8.00 m² | 58.00 m² | 6.00 | 3.00 | 5.25 | 8.25 |
| 1008 | 1 BED | 57.00 m² | 14.00 m² | 71.00 m² | 6.00 | 3.00 | 4.42 | 7.42 |
| 1009 | 2 BEDS | 76.00 m² | 12.00 m² | 88.00 m² | 8.00 | 4.00 | 5.04 | 9.04 |
| 1010 | 3 BEDS | 95.00 m² | 13.00 m² | 108.00 m² | 10.00 | 5.00 | 5.04 | 10.04 |
| 1011 | 1 BED | 50.00 m² | 8.00 m² | 58.00 m² | 6.00 | 3.00 | 4.49 | 7.49 |
| 1012 | 1 BED | 51.00 m² | 8.00 m² | 59.00 m² | 6.00 | 3.00 | 5.04 | 8.04 |
| 1013 | 1 BED | 50.00 m² | 8.00 m² | 58.00 m² | 6.00 | 4.00 | 5.04 | 9.04 |
| 1014 | 2 BEDS | 70.00 m² | 12.00 m² | 82.00 m² | 8.00 | 4.00 | 5.04 | 9.04 |
| 1015 | 2 BEDS | 78.00 m² | 13.00 m² | 91.00 m² | 8.00 | 4.00 | 5.04 | 9.04 |
| 1016 | 2 BEDS | 80.00 m² | 10.00 m² | 90.00 m² | 8.00 | 4.00 | 5.04 | 9.04 |
| 1017 | 2 BEDS | 78.00 m² | 12.00 m² | 90.00 m² | 8.00 | 4.00 | 4.51 | 8.51 |
| **LEVEL 11** | | | | | | | | |
| 1101 | 3 BEDS | 112.00 m² | 13.00 m² | 125.00 m² | 10.00 | 5.00 | 5.04 | 10.04 |
| 1102 | 2 BEDS | 75.00 m² | 10.00 m² | 85.00 m² | 8.00 | 4.00 | 5.04 | 9.04 |
| 1103 | 1 BED | 50.00 m² | 8.00 m² | 58.00 m² | 6.00 | 3.00 | 5.04 | 8.04 |
| 1104 | 1 BED | 51.00 m² | 8.00 m² | 59.00 m² | 6.00 | 3.00 | 5.04 | 8.04 |
| 1105 | 2 BEDS | 74.00 m² | 10.00 m² | 84.00 m² | 8.00 | 4.00 | 4.00 | 8.00 |
| 1106 | 2 BEDS | 87.00 m² | 10.00 m² | 97.00 m² | 8.00 | 4.00 | 4.10 | 8.10 |
| 1107 | 1 BED | 50.00 m² | 8.00 m² | 58.00 m² | 6.00 | 3.00 | 3.70 | 6.70 |
| 1108 | 1 BED | 57.00 m² | 14.00 m² | 71.00 m² | 6.00 | 3.00 | 6.64 | 9.64 |
| 1109 | 2 BEDS | 76.00 m² | 12.00 m² | 88.00 m² | 8.00 | 4.00 | 7.64 | 11.64 |
| 1110 | 3 BEDS | 95.00 m² | 13.00 m² | 108.00 m² | 10.00 | 5.00 | 6.03 | 11.03 |
| 1111 | 1 BED | 50.00 m² | 8.00 m² | 58.00 m² | 6.00 | 3.00 | 6.58 | 9.58 |
| 1112 | 1 BED | 51.00 m² | 8.00 m² | 59.00 m² | 6.00 | 3.00 | 7.64 | 10.64 |
| 1113 | 1 BED | 50.00 m² | 8.00 m² | 58.00 m² | 6.00 | 4.00 | 6.64 | 10.64 |
| 1114 | 2 BEDS | 70.00 m² | 12.00 m² | 82.00 m² | 8.00 | 4.00 | 5.07 | 9.07 |
| 1115 | 2 BEDS | 78.00 m² | 13.00 m² | 91.00 m² | 8.00 | 4.00 | 5.07 | 9.07 |
| 1116 | 2 BEDS | 80.00 m² | 10.00 m² | 90.00 m² | 8.00 | 4.00 | 5.07 | 9.07 |
| 1117 | 2 BEDS | 78.00 m² | 12.00 m² | 90.00 m² | 8.00 | 4.00 | 5.63 | 9.63 |
| **LEVEL 12** | | | | | | | | |
| 1201 | 3 BEDS | 112.00 m² | 13.00 m² | 125.00 m² | 10.00 | 5.00 | 5.63 | 10.63 |
| 1202 | 2 BEDS | 75.00 m² | 10.00 m² | 85.00 m² | 8.00 | 4.00 | 5.07 | 9.07 |
| 1203 | 1 BED | 50.00 m² | 8.00 m² | 58.00 m² | 6.00 | 3.00 | 5.07 | 8.07 |
| 1204 | 1 BED | 51.00 m² | 8.00 m² | 59.00 m² | 6.00 | 3.00 | 5.07 | 8.07 |
| 1205 | 2 BEDS | 74.00 m² | 10.00 m² | 84.00 m² | 8.00 | 4.00 | 10.62 | 14.62 |
| 1206 | 2 BEDS | 87.00 m² | 10.00 m² | 97.00 m² | 8.00 | 4.00 | 5.71 | 9.71 |
| 1207 | 1 BED | 50.00 m² | 8.00 m² | 58.00 m² | 6.00 | 3.00 | 5.71 | 8.71 |
| 1208 | 1 BED | 57.00 m² | 14.00 m² | 71.00 m² | 6.00 | 3.00 | 10.73 | 13.73 |
| 1209 | 2 BEDS | 76.00 m² | 12.00 m² | 88.00 m² | 8.00 | 4.00 | 10.03 | 14.03 |
| 1210 | 3 BEDS | 95.00 m² | 13.00 m² | 108.00 m² | 10.00 | 5.00 | 6.89 | 11.89 |
| 1211 | 1 BED | 50.00 m² | 8.00 m² | 58.00 m² | 6.00 | 3.00 | 7.32 | 10.32 |
| 1212 | 1 BED | 51.00 m² | 8.00 m² | 59.00 m² | 6.00 | 3.00 | 7.32 | 10.32 |
| 1213 | 1 BED | 50.00 m² | 8.00 m² | 58.00 m² | 6.00 | 4.00 | 6.90 | 10.90 |
| 1214 | 2 BEDS | 70.00 m² | 12.00 m² | 82.00 m² | 8.00 | 4.00 | 7.73 | 11.73 |
| 1215 | 2 BEDS | 78.00 m² | 13.00 m² | 91.00 m² | 8.00 | 4.00 | 7.72 | 11.72 |
| 1216 | 2 BEDS | 80.00 m² | 10.00 m² | 90.00 m² | 8.00 | 4.00 | 6.90 | 10.90 |
| 1217 | 2 BEDS | 78.00 m² | 12.00 m² | 90.00 m² | 8.00 | 4.00 | 4.00 | 8.00 |
| **LEVEL 13** | | | | | | | | |
| 1301 | 3 BEDS | 112.00 m² | 13.00 m² | 125.00 m² | 10.00 | 5.00 | 7.73 | 12.73 |
| 1302 | 2 BEDS | 75.00 m² | 10.00 m² | 85.00 m² | 8.00 | 4.00 | 7.73 | 11.73 |
| 1303 | 1 BED | 50.00 m² | 8.00 m² | 58.00 m² | 6.00 | 3.00 | 6.92 | 9.92 |
| 1304 | 1 BED | 51.00 m² | 8.00 m² | 59.00 m² | 6.00 | 3.00 | 7.73 | 10.73 |
| 1305 | 2 BEDS | 74.00 m² | 10.00 m² | 84.00 m² | 8.00 | 4.00 | 7.73 | 11.73 |
| 1306 | 2 BEDS | 87.00 m² | 10.00 m² | 97.00 m² | 8.00 | 4.00 | 6.90 | 10.90 |
| 1307 | 1 BED | 50.00 m² | 8.00 m² | 58.00 m² | 6.00 | 3.00 | 6.90 | 9.90 |
| 1308 | 1 BED | 57.00 m² | 14.00 m² | 71.00 m² | 6.00 | 3.00 | 4.29 | 7.29 |
| 1309 | 2 BEDS | 76.00 m² | 12.00 m² | 88.00 m² | 8.00 | 4.00 | 8.26 | 12.26 |
| 1310 | 3 BEDS | 95.00 m² | 13.00 m² | 108.00 m² | 10.00 | 5.00 | 5.71 | 10.71 |
| 1311 | 1 BED | 50.00 m² | 8.00 m² | 58.00 m² | 6.00 | 3.00 | 6.09 | 9.09 |
| 1312 | 1 BED | 51.00 m² | 8.00 m² | 59.00 m² | 6.00 | 3.00 | 6.11 | 9.11 |
| 1313 | 1 BED | 50.00 m² | 8.00 m² | 58.00 m² | 6.00 | 4.00 | 5.43 | 9.43 |
| 1314 | 2 BEDS | 70.00 m² | 12.00 m² | 82.00 m² | 8.00 | 4.00 | 5.51 | 9.51 |
| 1315 | 2 BEDS | 78.00 m² | 13.00 m² | 91.00 m² | 8.00 | 4.00 | 5.43 | 9.43 |
| 1316 | 2 BEDS | 80.00 m² | 10.00 m² | 90.00 m² | 8.00 | 4.00 | 6.11 | 10.11 |
| 1317 | 2 BEDS | 78.00 m² | 12.00 m² | 90.00 m² | 8.00 | 4.00 | 7.64 | 11.64 |
| **LEVEL 14** | | | | | | | | |
| 1401 | 3 BEDS | 112.00 m² | 13.00 m² | 125.00 m² | 10.00 | 5.00 | 7.28 | 12.28 |
| 1402 | 2 BEDS | 75.00 m² | 10.00 m² | 85.00 m² | 8.00 | 4.00 | 6.86 | 10.86 |
| 1403 | 1 BED | 50.00 m² | 8.00 m² | 58.00 m² | 6.00 | 3.00 | 6.45 | 9.45 |
| 1404 | 1 BED | 51.00 m² | 8.00 m² | 59.00 m² | 6.00 | 3.00 | 6.20 | 9.20 |
| 1405 | 2 BEDS | 74.00 m² | 10.00 m² | 84.00 m² | 8.00 | 4.00 | 5.67 | 9.67 |
| 1406 | 2 BEDS | 87.00 m² | 10.00 m² | 97.00 m² | 8.00 | 4.00 | 6.92 | 10.92 |

# A901 - Unit Breakdown Schedule

**Project :** Leppington Apartment **B** **Issue date:** **16/06/2026**

**Design Revision No: 1**

*Unit number marked with asterisk (*) indicated a pre-adaptable unit.*

| Unit no. | Unit Type | Internal Area (m2) | Balcony Area (m2) | Total Unit Area (m2) | ADG Required Storage (m3) | Internal (m3) | Basement (m3) | Total Storage (m3) |
|---|---|---|---|---|---|---|---|---|
| 1407 | 1 BED | 50.00 m² | 8.00 m² | 58.00 m² | 6.00 | 3.00 | 6.94 | 9.94 |
| 1408 | 1 BED | 57.00 m² | 14.00 m² | 71.00 m² | 6.00 | 3.00 | 7.49 | 10.49 |
| 1409 | 2 BEDS | 76.00 m² | 12.00 m² | 88.00 m² | 8.00 | 4.00 | 7.49 | 11.49 |
| 1410 | 3 BEDS | 95.00 m² | 13.00 m² | 108.00 m² | 10.00 | 5.00 | 6.94 | 11.94 |
| 1411 | 1 BED | 50.00 m² | 8.00 m² | 58.00 m² | 6.00 | 3.00 | 7.49 | 10.49 |
| 1412 | 1 BED | 51.00 m² | 8.00 m² | 59.00 m² | 6.00 | 3.00 | 7.49 | 10.49 |
| 1413 | 1 BED | 50.00 m² | 8.00 m² | 58.00 m² | 6.00 | 3.00 | 6.94 | 9.94 |
| 1414 | 2 BEDS | 70.00 m² | 12.00 m² | 82.00 m² | 8.00 | 4.00 | 7.48 | 11.48 |
| 1415 | 2 BEDS | 78.00 m² | 13.00 m² | 91.00 m² | 8.00 | 4.00 | 7.51 | 11.51 |
| 1416 | 2 BEDS | 80.00 m² | 11.00 m² | 91.00 m² | 8.00 | 4.00 | 6.92 | 10.92 |
| 1417 | 2 BEDS | 78.00 m² | 12.00 m² | 90.00 m² | 8.00 | 4.00 | 7.51 | 11.51 |
| **LEVEL 15** | | | | | | | | |
| 1501 | 3 BEDS | 112.00 m² | 13.00 m² | 125.00 m² | 10.00 | 5.00 | 7.49 | 12.49 |
| 1502 | 2 BEDS | 75.00 m² | 10.00 m² | 85.00 m² | 8.00 | 4.00 | 6.94 | 10.94 |
| 1503 | 1 BED | 50.00 m² | 8.00 m² | 58.00 m² | 6.00 | 3.00 | 7.10 | 10.10 |
| 1504 | 1 BED | 51.00 m² | 8.00 m² | 59.00 m² | 6.00 | 3.00 | 9.74 | 12.74 |
| 1505 | 2 BEDS | 74.00 m² | 10.00 m² | 84.00 m² | 8.00 | 4.00 | 5.56 | 9.56 |
| 1506 | 2 BEDS | 87.00 m² | 10.00 m² | 97.00 m² | 8.00 | 4.00 | 6.70 | 10.70 |
| 1507 | 1 BED | 50.00 m² | 8.00 m² | 58.00 m² | 6.00 | 3.00 | 4.90 | 7.90 |
| 1508 | 1 BED | 57.00 m² | 14.00 m² | 71.00 m² | 6.00 | 3.00 | 5.18 | 8.18 |
| 1509 | 2 BEDS | 76.00 m² | 12.00 m² | 88.00 m² | 8.00 | 4.00 | 5.18 | 9.18 |
| 1510 | 3 BEDS | 108.00 m² | 28.00 m² | 136.00 m² | 10.00 | 5.00 | 5.18 | 10.18 |
| 1511 | 1 BED | 51.00 m² | 8.00 m² | 59.00 m² | 6.00 | 3.00 | 5.18 | 8.18 |
| 1512 | 1 BED | 50.00 m² | 8.00 m² | 58.00 m² | 6.00 | 3.00 | 6.19 | 9.19 |
| 1513 | 2 BEDS | 70.00 m² | 12.00 m² | 82.00 m² | 8.00 | 4.00 | 5.64 | 9.64 |
| 1514 | 2 BEDS | 78.00 m² | 13.00 m² | 91.00 m² | 8.00 | 4.00 | 6.19 | 10.19 |
| 1515 | 1 BED | 53.00 m² | 18.00 m² | 71.00 m² | 6.00 | 3.04 | 5.96 | 9.00 |
| 1516 | 1 BED | 50.00 m² | 21.00 m² | 71.00 m² | 6.00 | 3.00 | 6.19 | 9.19 |
| **LEVEL 16** | | | | | | | | |
| 1601 | 3 BEDS | 112.00 m² | 13.00 m² | 125.00 m² | 10.00 | 5.00 | 8.29 | 13.29 |
| 1602 | 2 BEDS | 75.00 m² | 10.00 m² | 85.00 m² | 8.00 | 4.00 | 8.38 | 12.38 |
| 1603 | 1 BED | 50.00 m² | 8.00 m² | 58.00 m² | 6.00 | 3.00 | 9.77 | 12.77 |
| 1604 | 1 BED | 51.00 m² | 8.00 m² | 59.00 m² | 6.00 | 3.00 | 5.41 | 8.41 |
| 1605 | 2 BEDS | 74.00 m² | 10.00 m² | 84.00 m² | 8.00 | 4.00 | 4.91 | 8.91 |
| 1606 | 2 BEDS | 88.00 m² | 10.00 m² | 98.00 m² | 8.00 | 4.00 | 4.94 | 8.94 |
| 1607 | 1 BED | 50.00 m² | 8.00 m² | 58.00 m² | 6.00 | 3.00 | 4.99 | 7.99 |
| 1608 | 1 BED | 57.00 m² | 14.00 m² | 71.00 m² | 6.00 | 3.00 | 4.96 | 7.96 |
| 1609 | 2 BEDS | 82.00 m² | 12.00 m² | 94.00 m² | 8.00 | 4.00 | 5.46 | 9.46 |
| 1610 | 2 BEDS | 71.00 m² | 43.00 m² | 114.00 m² | 8.00 | 4.00 | 5.57 | 9.57 |
| 1611 | 1 BED | 51.00 m² | 8.00 m² | 59.00 m² | 6.00 | 3.00 | 5.06 | 8.06 |
| 1612 | 1 BED | 50.00 m² | 8.00 m² | 58.00 m² | 6.00 | 3.00 | 5.09 | 8.09 |
| 1613 | 2 BEDS | 70.00 m² | 12.00 m² | 82.00 m² | 8.00 | 4.00 | 5.09 | 9.09 |
| 1614 | 2 BEDS | 78.00 m² | 13.00 m² | 91.00 m² | 8.00 | 4.00 | 5.06 | 9.06 |
| **LEVEL 17** | | | | | | | | |
| 1701 | 3 BEDS | 105.00 m² | 24.00 m² | 129.00 m² | 10.00 | 5.00 | 5.57 | 10.57 |
| 1702 | 1 BED | 50.00 m² | 8.00 m² | 58.00 m² | 6.00 | 3.00 | 7.65 | 10.65 |
| 1703 | 2 BEDS | 75.00 m² | 10.00 m² | 85.00 m² | 8.00 | 4.00 | 3.06 | 7.06 |
| 1704 | 2 BEDS | 97.00 m² | 12.00 m² | 109.00 m² | 8.00 | 4.00 | 4.09 | 8.09 |
| 1705 | 1 BED | 52.00 m² | 8.00 m² | 60.00 m² | 6.00 | 3.00 | 4.16 | 7.16 |
| 1706 | 2 BEDS | 73.00 m² | 10.00 m² | 83.00 m² | 8.00 | 4.00 | 3.55 | 7.55 |
| 1707 | 1 BED | 81.00 m² | 10.00 m² | 91.00 m² | 8.00 | 4.00 | 3.74 | 7.74 |
| 1708 | 1 BED | 56.00 m² | 9.00 m² | 65.00 m² | 6.00 | 3.00 | 4.16 | 7.16 |
| 1709 | 1 BED | 51.00 m² | 8.00 m² | 59.00 m² | 6.00 | 3.00 | 3.63 | 6.63 |
| 1710 | 1 BED | 50.00 m² | 8.00 m² | 58.00 m² | 6.00 | 3.00 | 6.93 | 9.93 |
| 1711 | 2 BEDS | 71.00 m² | 12.00 m² | 83.00 m² | 8.00 | 4.00 | 6.98 | 10.98 |
| 1712 | 2 BEDS | 79.00 m² | 13.00 m² | 92.00 m² | 8.00 | 4.00 | 6.90 | 10.90 |
| **LEVEL 18 & 19** | | | | | | | | |
| 1801 | 3 BEDS | 114.00 m² | 51.00 m² | 165.00 m² | 10.00 | 5.00 | 7.79 | 12.79 |
| 1802 | 2 BEDS | 75.00 m² | 21.00 m² | 96.00 m² | 8.00 | 4.00 | 6.91 | 10.91 |
| 1803 | 2 BEDS | 80.00 m² | 20.00 m² | 100.00 m² | 8.00 | 4.00 | 7.12 | 11.12 |
| 1804 | 3 BEDS | 140.00 m² | 40.00 m² | 180.00 m² | 10.00 | 5.00 | 7.48 | 12.48 |
| 1805 | 3 BEDS | 120.00 m² | 54.00 m² | 174.00 m² | 10.00 | 5.00 | 7.78 | 12.78 |
| 1806 | 2 BEDS | 76.00 m² | 49.00 m² | 125.00 m² | 8.00 | 4.00 | 11.72 | 15.72 |
| 1807 | 3 BEDS | 117.00 m² | 40.00 m² | 157.00 m² | 10.00 | 5.00 | 16.48 | 21.48 |
| 1808 | 1 BED | 55.00 m² | 8.00 m² | 63.00 m² | 6.00 | 4.00 | 11.10 | 15.10 |
| 1809 | 3 BEDS | 110.00 m² | 62.00 m² | 172.00 m² | 10.00 | 5.00 | 10.48 | 15.48 |
| 1810 | 3 BEDS | 111.00 m² | 64.00 m² | 175.00 m² | 10.00 | 5.00 | 11.10 | 16.10 |

# A901 - Unit Breakdown Schedule

**Project :** Leppington Apartment **C** **Issue date:** **16/06/2026**

**Design Revision No: 1**

*Unit number marked with asterisk (*) indicated a pre-adaptable unit.*

| Unit no. | Unit Type | Internal Area (m2) | Balcony Area (m2) | Total Unit Area (m2) | ADG Required Storage (m3) | Internal (m3) | Basement (m3) | Total Storage (m3) |
|---|---|---|---|---|---|---|---|---|
| **LEVEL 2** | | | | | | | | |
| 201 | 1 BED | 50.00 m² | 11.00 m² | 61.00 m² | 6.00 | 3.00 | 3.00 | 6.00 |
| 202 | 2 BEDS | 77.00 m² | 10.00 m² | 87.00 m² | 8.00 | 4.00 | 12.39 | 16.39 |
| 203 | 2 BEDS | 76.00 m² | 12.00 m² | 88.00 m² | 8.00 | 4.00 | 11.97 | 15.97 |
| 204 | 2 BEDS | 83.00 m² | 12.00 m² | 95.00 m² | 8.00 | 4.00 | 15.96 | 19.96 |
| 205 | 2 BEDS | 84.00 m² | 10.00 m² | 94.00 m² | 8.00 | 4.00 | 11.64 | 15.64 |
| 206 | 2 BEDS | 79.00 m² | 12.00 m² | 91.00 m² | 8.00 | 4.00 | 11.61 | 15.61 |
| 207 | 2 BEDS | 89.00 m² | 13.00 m² | 102.00 m² | 8.00 | 4.00 | 9.97 | 13.97 |
| 208 | 2 BEDS | 86.00 m² | 21.00 m² | 107.00 m² | 8.00 | 4.00 | 10.76 | 14.76 |
| 209 | 2 BEDS | 83.00 m² | 21.00 m² | 104.00 m² | 6.00 | 4.00 | 10.21 | 14.21 |
| 210 | 2 BEDS | 79.00 m² | 10.00 m² | 89.00 m² | 8.00 | 4.00 | 8.79 | 12.79 |
| 211 | 2 BEDS | 77.00 m² | 10.00 m² | 87.00 m² | 8.00 | 4.00 | 9.33 | 13.33 |
| 212 | 3 BEDS | 95.00 m² | 13.00 m² | 108.00 m² | 10.00 | 5.00 | 8.88 | 13.88 |
| 213 | 3 BEDS | 98.00 m² | 16.00 m² | 114.00 m² | 10.00 | 5.00 | 7.57 | 12.57 |
| 214 | 1 BED | 50.00 m² | 8.00 m² | 58.00 m² | 6.00 | 3.00 | 3.02 | 6.02 |
| 215 | 2 BEDS | 76.00 m² | 10.00 m² | 86.00 m² | 8.00 | 4.00 | 7.20 | 11.20 |
| 216 | 2 BEDS | 76.00 m² | 10.00 m² | 86.00 m² | 8.00 | 4.00 | 6.03 | 10.03 |
| 217 | 1 BED | 51.00 m² | 8.00 m² | 59.00 m² | 6.00 | 4.00 | 3.09 | 7.09 |
| 218 | 3 BEDS | 98.00 m² | 13.00 m² | 111.00 m² | 10.00 | 5.00 | 7.15 | 12.15 |
| 219 | 3 BEDS | 99.00 m² | 15.00 m² | 114.00 m² | 10.00 | 5.00 | 7.50 | 12.50 |
| 220 | 2 BEDS | 77.00 m² | 10.00 m² | 87.00 m² | 8.00 | 4.00 | 8.26 | 12.26 |
| 221 | 2 BEDS | 75.00 m² | 10.00 m² | 85.00 m² | 8.00 | 4.00 | 8.42 | 12.42 |
| 222 | 1 BED | 55.00 m² | 8.00 m² | 63.00 m² | 6.00 | 3.00 | 3.13 | 6.13 |
| 223 | 3 BEDS | 116.00 m² | 16.00 m² | 132.00 m² | 10.00 | 6.00 | 7.50 | 13.50 |
| 224 | STUDIO | 40.00 m² | 8.00 m² | 48.00 m² | 6.00 | 3.00 | 3.30 | 6.30 |
| 225 | 2 BEDS | 88.00 m² | 24.00 m² | 112.00 m² | 8.00 | 4.00 | 8.39 | 12.39 |
| 226 | 1 BED | 52.00 m² | 15.00 m² | 67.00 m² | 6.00 | 3.00 | 3.30 | 6.30 |
| 227 | 3 BEDS | 106.00 m² | 30.00 m² | 136.00 m² | 10.00 | 5.00 | 8.50 | 13.50 |
| 228 | 2 BEDS | 72.00 m² | 26.00 m² | 98.00 m² | 8.00 | 4.00 | 7.50 | 11.50 |
| **LEVEL 3** | | | | | | | | |
| 301 | 1 BED | 50.00 m² | 8.00 m² | 58.00 m² | 6.00 | 3.00 | 3.00 | 6.00 |
| 302 | 2 BEDS | 77.00 m² | 10.00 m² | 87.00 m² | 8.00 | 4.00 | 8.36 | 12.36 |
| 303 | 2 BEDS | 76.00 m² | 12.00 m² | 88.00 m² | 8.00 | 4.00 | 8.43 | 12.43 |
| 304 | 2 BEDS | 83.00 m² | 12.00 m² | 95.00 m² | 8.00 | 4.00 | 7.50 | 11.50 |
| 305 | 2 BEDS | 84.00 m² | 10.00 m² | 94.00 m² | 8.00 | 4.00 | 8.40 | 12.40 |
| 306 | 2 BEDS | 79.00 m² | 12.00 m² | 91.00 m² | 8.00 | 4.00 | 8.43 | 12.43 |
| 307 | 2 BEDS | 89.00 m² | 11.00 m² | 100.00 m² | 8.00 | 4.00 | 7.51 | 11.51 |
| 308 | 2 BEDS | 86.00 m² | 17.00 m² | 103.00 m² | 8.00 | 4.00 | 8.40 | 12.40 |
| 309 | 2 BEDS | 83.00 m² | 17.00 m² | 100.00 m² | 8.00 | 4.00 | 8.44 | 12.44 |
| 310 | 2 BEDS | 79.00 m² | 11.00 m² | 90.00 m² | 8.00 | 4.00 | 7.52 | 11.52 |
| 311 | 2 BEDS | 77.00 m² | 10.00 m² | 87.00 m² | 8.00 | 4.00 | 8.41 | 12.41 |
| 312 | 3 BEDS | 95.00 m² | 13.00 m² | 108.00 m² | 10.00 | 5.00 | 8.57 | 13.57 |
| 313 | 3 BEDS | 98.00 m² | 16.00 m² | 114.00 m² | 10.00 | 5.00 | 7.22 | 12.22 |
| 314 | 1 BED | 50.00 m² | 8.00 m² | 58.00 m² | 6.00 | 3.00 | 3.00 | 6.00 |
| 315 | 2 BEDS | 76.00 m² | 10.00 m² | 86.00 m² | 8.00 | 4.00 | 8.59 | 12.59 |
| 316 | 2 BEDS | 76.00 m² | 10.00 m² | 86.00 m² | 8.00 | 4.00 | 8.45 | 12.45 |
| 317 | 1 BED | 51.00 m² | 8.00 m² | 59.00 m² | 6.00 | 4.00 | 3.30 | 7.30 |
| 318 | 3 BEDS | 98.00 m² | 13.00 m² | 111.00 m² | 10.00 | 6.00 | 7.53 | 13.53 |
| 319 | 3 BEDS | 99.00 m² | 15.00 m² | 114.00 m² | 10.00 | 5.00 | 7.53 | 12.53 |
| 320 | 2 BEDS | 77.00 m² | 10.00 m² | 87.00 m² | 8.00 | 4.00 | 7.89 | 11.89 |
| 321 | 2 BEDS | 75.00 m² | 10.00 m² | 85.00 m² | 8.00 | 4.00 | 8.46 | 12.46 |
| 322 | 1 BED | 55.00 m² | 8.00 m² | 63.00 m² | 6.00 | 3.00 | 3.30 | 6.30 |
| 323 | 3 BEDS | 116.00 m² | 16.00 m² | 132.00 m² | 10.00 | 6.00 | 8.43 | 14.43 |
| 324 | STUDIO | 40.00 m² | 8.00 m² | 48.00 m² | 6.00 | 3.00 | 3.22 | 6.22 |
| 325 | 3 BEDS | 94.00 m² | 26.00 m² | 120.00 m² | 10.00 | 5.00 | 7.53 | 12.53 |
| 326 | 1 BED | 52.00 m² | 8.00 m² | 60.00 m² | 6.00 | 3.00 | 3.22 | 6.22 |
| 327 | 3 BEDS | 106.00 m² | 21.00 m² | 127.00 m² | 10.00 | 5.00 | 8.43 | 13.43 |
| 328 | 2 BEDS | 72.00 m² | 10.00 m² | 82.00 m² | 8.00 | 4.00 | 8.43 | 12.43 |
| **LEVEL 4** | | | | | | | | |
| 401 | 1 BED | 50.00 m² | 8.00 m² | 58.00 m² | 6.00 | 3.00 | 3.09 | 6.09 |
| 402 | 2 BEDS | 77.00 m² | 10.00 m² | 87.00 m² | 8.00 | 4.00 | 7.50 | 11.50 |
| 403 | 2 BEDS | 76.00 m² | 12.00 m² | 88.00 m² | 8.00 | 4.00 | 8.40 | 12.40 |
| 404 | 2 BEDS | 83.00 m² | 12.00 m² | 95.00 m² | 8.00 | 4.00 | 8.40 | 12.40 |
| 405 | 2 BEDS | 84.00 m² | 10.00 m² | 94.00 m² | 8.00 | 4.00 | 7.60 | 11.60 |
| 406 | 2 BEDS | 79.00 m² | 12.00 m² | 91.00 m² | 8.00 | 4.00 | 8.40 | 12.40 |
| 407 | 2 BEDS | 89.00 m² | 11.00 m² | 100.00 m² | 8.00 | 4.00 | 8.40 | 12.40 |
| 408 | 2 BEDS | 86.00 m² | 17.00 m² | 103.00 m² | 8.00 | 4.00 | 7.50 | 11.50 |
| 409 | 2 BEDS | 83.00 m² | 17.00 m² | 100.00 m² | 8.00 | 4.00 | 8.40 | 12.40 |
| 410 | 2 BEDS | 79.00 m² | 11.00 m² | 90.00 m² | 8.00 | 4.00 | 8.50 | 12.50 |
| 411 | 2 BEDS | 77.00 m² | 10.00 m² | 87.00 m² | 8.00 | 4.00 | 7.50 | 11.50 |
| 412 | 3 BEDS | 95.00 m² | 13.00 m² | 108.00 m² | 10.00 | 5.00 | 8.40 | 13.40 |
| 413 | 3 BEDS | 98.00 m² | 16.00 m² | 114.00 m² | 10.00 | 5.00 | 8.10 | 13.10 |
| 414 | 1 BED | 50.00 m² | 8.00 m² | 58.00 m² | 6.00 | 3.00 | 3.00 | 6.00 |
| 415 | 2 BEDS | 76.00 m² | 10.00 m² | 86.00 m² | 8.00 | 4.00 | 7.53 | 11.53 |
| 416 | 2 BEDS | 76.00 m² | 10.00 m² | 86.00 m² | 8.00 | 4.00 | 7.60 | 11.60 |
| 417 | 1 BED | 51.00 m² | 8.00 m² | 59.00 m² | 6.00 | 4.00 | 3.10 | 7.10 |
| 418 | 3 BEDS | 98.00 m² | 13.00 m² | 111.00 m² | 10.00 | 6.00 | 5.90 | 11.90 |
| 419 | 3 BEDS | 99.00 m² | 15.00 m² | 114.00 m² | 10.00 | 5.00 | 5.44 | 10.44 |
| 420 | 2 BEDS | 77.00 m² | 10.00 m² | 87.00 m² | 8.00 | 4.00 | 6.66 | 10.66 |
| 421 | 2 BEDS | 75.00 m² | 10.00 m² | 85.00 m² | 8.00 | 4.00 | 4.98 | 8.98 |
| 422 | 1 BED | 55.00 m² | 8.00 m² | 63.00 m² | 6.00 | 3.00 | 3.66 | 6.66 |
| 423 | 3 BEDS | 116.00 m² | 16.00 m² | 132.00 m² | 10.00 | 6.00 | 5.00 | 11.00 |
| 424 | STUDIO | 40.00 m² | 8.00 m² | 48.00 m² | 6.00 | 3.00 | 3.10 | 6.10 |
| 425 | 3 BEDS | 94.00 m² | 26.00 m² | 120.00 m² | 10.00 | 5.00 | 7.10 | 12.10 |

# A901 - Unit Breakdown Schedule

**Project :** Leppington Apartment **C** **Issue date:** **16/06/2026**

**Design Revision No: 1**

*Unit number marked with asterisk (*) indicated a pre-adaptable unit.*

| Unit no. | Unit Type | Internal Area (m2) | Balcony Area (m2) | Total Unit Area (m2) | ADG Required Storage (m3) | Internal (m3) | Basement (m3) | Total Storage (m3) |
|---|---|---|---|---|---|---|---|---|
| 426 | 1 BED | 52.00 m² | 8.00 m² | 60.00 m² | 6.00 | 3.00 | 3.10 | 6.10 |
| 427 | 3 BEDS | 106.00 m² | 21.00 m² | 127.00 m² | 10.00 | 5.00 | 7.10 | 12.10 |
| 428 | 2 BEDS | 72.00 m² | 10.00 m² | 82.00 m² | 8.00 | 4.00 | 6.50 | 10.50 |
| **LEVEL 5** | | | | | | | | |
| 501 | 1 BED | 50.00 m² | 8.00 m² | 58.00 m² | 6.00 | 3.00 | 3.47 | 6.47 |
| 502 | 2 BEDS | 77.00 m² | 10.00 m² | 87.00 m² | 8.00 | 4.00 | 7.90 | 11.90 |
| 503 | 2 BEDS | 76.00 m² | 12.00 m² | 88.00 m² | 8.00 | 4.00 | 7.90 | 11.90 |
| 504 | 2 BEDS | 83.00 m² | 12.00 m² | 95.00 m² | 8.00 | 4.00 | 8.50 | 12.50 |
| 505 | 2 BEDS | 84.00 m² | 10.00 m² | 94.00 m² | 8.00 | 4.00 | 8.90 | 12.90 |
| 506 | 2 BEDS | 79.00 m² | 12.00 m² | 91.00 m² | 8.00 | 4.00 | 7.90 | 11.90 |
| 507 | 2 BEDS | 89.00 m² | 11.00 m² | 100.00 m² | 8.00 | 4.00 | 8.90 | 12.90 |
| 508 | 2 BEDS | 86.00 m² | 17.00 m² | 103.00 m² | 8.00 | 4.00 | 8.80 | 12.80 |
| 509 | 2 BEDS | 83.00 m² | 17.00 m² | 100.00 m² | 8.00 | 4.00 | 7.90 | 11.90 |
| 510 | 2 BEDS | 79.00 m² | 11.00 m² | 90.00 m² | 8.00 | 4.00 | 8.90 | 12.90 |
| 511 | 2 BEDS | 77.00 m² | 10.00 m² | 87.00 m² | 8.00 | 4.00 | 8.90 | 12.90 |
| 512 | 3 BEDS | 95.00 m² | 13.00 m² | 108.00 m² | 10.00 | 5.00 | 7.90 | 12.90 |
| 513 | 3 BEDS | 98.00 m² | 16.00 m² | 114.00 m² | 10.00 | 5.00 | 8.80 | 13.80 |
| 514 | 1 BED | 50.00 m² | 8.00 m² | 58.00 m² | 6.00 | 3.00 | 3.47 | 6.47 |
| 515 | 2 BEDS | 76.00 m² | 10.00 m² | 86.00 m² | 8.00 | 4.00 | 8.90 | 12.90 |
| 516 | 2 BEDS | 76.00 m² | 10.00 m² | 86.00 m² | 8.00 | 4.00 | 7.90 | 11.90 |
| 517 | 1 BED | 51.00 m² | 8.00 m² | 59.00 m² | 6.00 | 4.00 | 5.00 | 9.00 |
| 518 | 3 BEDS | 98.00 m² | 13.00 m² | 111.00 m² | 10.00 | 6.00 | 7.90 | 13.90 |
| 519 | 3 BEDS | 99.00 m² | 15.00 m² | 114.00 m² | 10.00 | 5.00 | 9.80 | 14.80 |
| 520 | 2 BEDS | 77.00 m² | 10.00 m² | 87.00 m² | 8.00 | 4.00 | 7.90 | 11.90 |
| 521 | 2 BEDS | 75.00 m² | 10.00 m² | 85.00 m² | 8.00 | 4.00 | 8.60 | 12.60 |
| 522 | 1 BED | 55.00 m² | 8.00 m² | 63.00 m² | 6.00 | 3.00 | 3.47 | 6.47 |
| 523 | 3 BEDS | 116.00 m² | 16.00 m² | 132.00 m² | 10.00 | 6.00 | 8.90 | 14.90 |
| 524 | STUDIO | 40.00 m² | 8.00 m² | 48.00 m² | 6.00 | 3.00 | 3.46 | 6.46 |
| 525 | 3 BEDS | 94.00 m² | 26.00 m² | 120.00 m² | 10.00 | 5.00 | 7.90 | 12.90 |
| 526 | 1 BED | 52.00 m² | 8.00 m² | 60.00 m² | 6.00 | 3.00 | 3.11 | 6.11 |
| 527 | 3 BEDS | 106.00 m² | 21.00 m² | 127.00 m² | 10.00 | 5.00 | 9.80 | 14.80 |
| 528 | 2 BEDS | 72.00 m² | 10.00 m² | 82.00 m² | 8.00 | 4.00 | 7.90 | 11.90 |
| **LEVEL 6** | | | | | | | | |
| 601 | 1 BED | 50.00 m² | 8.00 m² | 58.00 m² | 6.00 | 3.00 | 3.47 | 6.47 |
| 602 | 2 BEDS | 77.00 m² | 10.00 m² | 87.00 m² | 8.00 | 4.00 | 7.90 | 11.90 |
| 603 | 2 BEDS | 76.00 m² | 12.00 m² | 88.00 m² | 8.00 | 4.00 | 8.90 | 12.90 |
| 604 | 2 BEDS | 83.00 m² | 12.00 m² | 95.00 m² | 8.00 | 4.00 | 8.80 | 12.80 |
| 605 | 2 BEDS | 84.00 m² | 10.00 m² | 94.00 m² | 8.00 | 4.00 | 7.90 | 11.90 |
| 606 | 2 BEDS | 79.00 m² | 12.00 m² | 91.00 m² | 8.00 | 4.00 | 8.90 | 12.90 |
| 607 | 2 BEDS | 89.00 m² | 13.00 m² | 102.00 m² | 8.00 | 4.00 | 8.90 | 12.90 |
| 608 | 2 BEDS | 86.00 m² | 18.00 m² | 104.00 m² | 8.00 | 4.00 | 7.90 | 11.90 |
| 609 | 2 BEDS | 83.00 m² | 18.00 m² | 101.00 m² | 8.00 | 4.00 | 8.80 | 12.80 |
| 610 | 2 BEDS | 79.00 m² | 11.00 m² | 90.00 m² | 8.00 | 4.00 | 8.90 | 12.90 |
| 611 | 1 BED | 61.00 m² | 8.00 m² | 69.00 m² | 6.00 | 3.00 | 3.47 | 6.47 |
| 612 | 2 BEDS | 70.00 m² | 10.00 m² | 80.00 m² | 8.00 | 4.00 | 7.90 | 11.90 |
| 613 | 1 BED | 50.00 m² | 8.00 m² | 58.00 m² | 6.00 | 3.00 | 3.10 | 6.10 |
| 614 | 1 BED | 52.00 m² | 8.00 m² | 60.00 m² | 6.00 | 3.00 | 3.46 | 6.46 |
| 615 | 2 BEDS | 81.00 m² | 10.00 m² | 91.00 m² | 8.00 | 4.00 | 8.90 | 12.90 |
| 616 | 2 BEDS | 76.00 m² | 10.00 m² | 86.00 m² | 8.00 | 4.00 | 8.50 | 12.50 |
| 617 | 1 BED | 51.00 m² | 8.00 m² | 59.00 m² | 6.00 | 3.00 | 3.48 | 6.48 |
| 618 | 2 BEDS | 67.00 m² | 10.00 m² | 77.00 m² | 8.00 | 4.00 | 7.90 | 11.90 |
| 619 | 2 BEDS | 70.00 m² | 10.00 m² | 80.00 m² | 8.00 | 4.00 | 7.90 | 11.90 |
| 620 | 2 BEDS | 77.00 m² | 10.00 m² | 87.00 m² | 8.00 | 4.00 | 5.80 | 9.80 |
| 621 | 2 BEDS | 75.00 m² | 10.00 m² | 85.00 m² | 8.00 | 4.00 | 5.80 | 9.80 |
| 622 | 1 BED | 55.00 m² | 8.00 m² | 63.00 m² | 6.00 | 3.00 | 3.10 | 6.10 |
| 623 | 3 BEDS | 116.00 m² | 16.00 m² | 132.00 m² | 10.00 | 6.00 | 6.20 | 12.20 |
| 624 | STUDIO | 40.00 m² | 8.00 m² | 48.00 m² | 6.00 | 3.00 | 3.47 | 6.47 |
| 625 | 3 BEDS | 95.00 m² | 25.00 m² | 120.00 m² | 10.00 | 5.00 | 6.50 | 11.50 |
| 626 | 1 BED | 52.00 m² | 8.00 m² | 60.00 m² | 6.00 | 3.00 | 3.46 | 6.46 |
| 627 | 3 BEDS | 106.00 m² | 21.00 m² | 127.00 m² | 10.00 | 5.00 | 5.80 | 10.80 |
| 628 | 2 BEDS | 72.00 m² | 10.00 m² | 82.00 m² | 8.00 | 4.00 | 6.50 | 10.50 |
| **LEVEL 7** | | | | | | | | |
| 701 | 1 BED | 50.00 m² | 8.00 m² | 58.00 m² | 6.00 | 3.00 | 3.10 | 6.10 |
| 702 | 2 BEDS | 77.00 m² | 10.00 m² | 87.00 m² | 8.00 | 4.00 | 6.50 | 10.50 |
| 703 | 2 BEDS | 76.00 m² | 12.00 m² | 88.00 m² | 8.00 | 4.00 | 5.80 | 9.80 |
| 704 | 2 BEDS | 83.00 m² | 12.00 m² | 95.00 m² | 8.00 | 4.00 | 6.50 | 10.50 |
| 705 | 2 BEDS | 84.00 m² | 10.00 m² | 94.00 m² | 8.00 | 4.00 | 6.50 | 10.50 |
| 706 | 2 BEDS | 79.00 m² | 12.00 m² | 91.00 m² | 8.00 | 4.00 | 5.80 | 9.80 |
| 707 | 2 BEDS | 89.00 m² | 13.00 m² | 102.00 m² | 8.00 | 4.00 | 6.50 | 10.50 |
| 708 | 2 BEDS | 86.00 m² | 18.00 m² | 104.00 m² | 8.00 | 4.00 | 6.50 | 10.50 |
| 709 | 2 BEDS | 83.00 m² | 18.00 m² | 101.00 m² | 8.00 | 4.00 | 3.10 | 7.10 |
| 710 | 2 BEDS | 79.00 m² | 11.00 m² | 90.00 m² | 8.00 | 4.00 | 6.50 | 10.50 |
| 711 | 1 BED | 61.00 m² | 8.00 m² | 69.00 m² | 6.00 | 3.00 | 5.00 | 8.00 |
| 712 | 2 BEDS | 70.00 m² | 10.00 m² | 80.00 m² | 8.00 | 4.00 | 6.50 | 10.50 |
| 713 | 1 BED | 50.00 m² | 7.00 m² | 57.00 m² | 6.00 | 3.00 | 3.72 | 6.72 |
| 714 | 1 BED | 52.00 m² | 8.00 m² | 60.00 m² | 6.00 | 3.00 | 3.72 | 6.72 |
| 715 | 2 BEDS | 81.00 m² | 10.00 m² | 91.00 m² | 8.00 | 4.00 | 6.00 | 10.00 |
| 716 | 2 BEDS | 76.00 m² | 10.00 m² | 86.00 m² | 8.00 | 4.00 | 6.20 | 10.20 |
| 717 | 1 BED | 51.00 m² | 8.00 m² | 59.00 m² | 6.00 | 3.00 | 3.75 | 6.75 |
| 718 | 2 BEDS | 67.00 m² | 10.00 m² | 77.00 m² | 8.00 | 4.00 | 6.20 | 10.20 |
| 719 | 2 BEDS | 70.00 m² | 10.00 m² | 80.00 m² | 8.00 | 4.00 | 6.20 | 10.20 |
| 720 | 2 BEDS | 77.00 m² | 10.00 m² | 87.00 m² | 8.00 | 4.00 | 6.20 | 10.20 |
| 721 | 2 BEDS | 75.00 m² | 10.00 m² | 85.00 m² | 8.00 | 4.00 | 6.00 | 10.00 |
| 722 | 1 BED | 55.00 m² | 8.00 m² | 63.00 m² | 6.00 | 3.00 | 3.71 | 6.71 |
| 723 | 3 BEDS | 116.00 m² | 16.00 m² | 132.00 m² | 10.00 | 6.00 | 6.50 | 12.50 |
| 724 | STUDIO | 40.00 m² | 8.00 m² | 48.00 m² | 6.00 | 3.00 | 5.00 | 8.00 |
| 725 | 3 BEDS | 95.00 m² | 25.00 m² | 120.00 m² | 10.00 | 5.00 | 6.50 | 11.50 |

# A901 - Unit Breakdown Schedule

**Project :** Leppington Apartment **C** **Issue date:** **16/06/2026**

**Design Revision No: 1**

*Unit number marked with asterisk (*) indicated a pre-adaptable unit.*

| Unit no. | Unit Type | Internal Area (m2) | Balcony Area (m2) | Total Unit Area (m2) | ADG Required Storage (m3) | Internal (m3) | Basement (m3) | Total Storage (m3) |
|---|---|---|---|---|---|---|---|---|
| 726 | 1 BED | 52.00 m² | 8.00 m² | 60.00 m² | 6.00 | 3.00 | 5.00 | 8.00 |
| 727 | 3 BEDS | 106.00 m² | 21.00 m² | 127.00 m² | 10.00 | 5.00 | 5.80 | 10.80 |
| 728 | 2 BEDS | 72.00 m² | 10.00 m² | 82.00 m² | 8.00 | 4.00 | 6.50 | 10.50 |
| **LEVEL 8** | | | | | | | | |
| 801 | 1 BED | 50.00 m² | 8.00 m² | 58.00 m² | 6.00 | 3.00 | 4.17 | 7.17 |
| 802 | 2 BEDS | 77.00 m² | 10.00 m² | 87.00 m² | 8.00 | 4.00 | 6.50 | 10.50 |
| 803 | 2 BEDS | 76.00 m² | 12.00 m² | 88.00 m² | 8.00 | 4.00 | 5.80 | 9.80 |
| 804 | 2 BEDS | 83.00 m² | 12.00 m² | 95.00 m² | 8.00 | 4.00 | 6.50 | 10.50 |
| 805 | 2 BEDS | 84.00 m² | 10.00 m² | 94.00 m² | 8.00 | 4.00 | 6.50 | 10.50 |
| 806 | 2 BEDS | 79.00 m² | 12.00 m² | 91.00 m² | 8.00 | 4.00 | 5.80 | 9.80 |
| 807 | 2 BEDS | 74.00 m² | 29.00 m² | 103.00 m² | 8.00 | 4.00 | 6.50 | 10.50 |
| 808 | 1 BED | 55.00 m² | 13.00 m² | 68.00 m² | 6.00 | 3.00 | 3.72 | 6.72 |
| 809 | 2 BEDS | 76.00 m² | 10.00 m² | 86.00 m² | 8.00 | 4.00 | 6.50 | 10.50 |
| 810 | 2 BEDS | 75.00 m² | 10.00 m² | 85.00 m² | 8.00 | 4.00 | 5.80 | 9.80 |
| 811 | 2 BEDS | 75.00 m² | 29.00 m² | 104.00 m² | 8.00 | 4.00 | 6.50 | 10.50 |
| 812 | 2 BEDS | 70.00 m² | 10.00 m² | 80.00 m² | 8.00 | 4.00 | 6.20 | 10.20 |
| 813 | 2 BEDS | 77.00 m² | 10.00 m² | 87.00 m² | 8.00 | 4.00 | 5.80 | 9.80 |
| 814 | 2 BEDS | 75.00 m² | 10.00 m² | 85.00 m² | 8.00 | 4.00 | 5.80 | 9.80 |
| 815 | 2 BEDS | 82.00 m² | 14.00 m² | 96.00 m² | 8.00 | 4.00 | 6.90 | 10.90 |
| 816 | 1 BED | 54.00 m² | 22.00 m² | 76.00 m² | 6.00 | 3.00 | 4.17 | 7.17 |
| 817 | STUDIO | 45.00 m² | 10.00 m² | 55.00 m² | 6.00 | 3.00 | 4.17 | 7.17 |
| 818 | 2 BEDS | 74.00 m² | 30.00 m² | 104.00 m² | 8.00 | 4.00 | 7.00 | 11.00 |
| 819 | 2 BEDS | 70.00 m² | 31.00 m² | 101.00 m² | 8.00 | 4.00 | 6.50 | 10.50 |
| 820 | 2 BEDS | 72.00 m² | 10.00 m² | 82.00 m² | 8.00 | 4.00 | 6.90 | 10.90 |
| **LEVEL 9** | | | | | | | | |
| 901 | 2 BEDS | 78.00 m² | 10.00 m² | 88.00 m² | 8.00 | 4.00 | 6.90 | 10.90 |
| 902 | 2 BEDS | 75.00 m² | 11.00 m² | 86.00 m² | 8.00 | 4.00 | 7.80 | 11.80 |
| 903 | 1 BED | 50.00 m² | 8.00 m² | 58.00 m² | 6.00 | 3.00 | 3.72 | 6.72 |
| 904 | 2 BEDS | 76.00 m² | 10.00 m² | 86.00 m² | 8.00 | 4.00 | 7.80 | 11.80 |
| 905 | 2 BEDS | 75.00 m² | 10.00 m² | 85.00 m² | 8.00 | 4.00 | 6.90 | 10.90 |
| 906 | 1 BED | 50.00 m² | 8.00 m² | 58.00 m² | 6.00 | 3.00 | 3.72 | 6.72 |
| 907 | 2 BEDS | 75.00 m² | 10.00 m² | 85.00 m² | 8.00 | 4.00 | 7.60 | 11.60 |
| 908 | 2 BEDS | 72.00 m² | 10.00 m² | 82.00 m² | 8.00 | 4.00 | 7.90 | 11.90 |
| 909 | 2 BEDS | 74.00 m² | 10.00 m² | 84.00 m² | 8.00 | 4.00 | 6.90 | 10.90 |
| 910 | 1 BED | 55.00 m² | 13.00 m² | 68.00 m² | 6.00 | 3.00 | 3.72 | 6.72 |
| 911 | 2 BEDS | 76.00 m² | 10.00 m² | 86.00 m² | 8.00 | 4.00 | 7.80 | 11.80 |
| 912 | 2 BEDS | 75.00 m² | 10.00 m² | 85.00 m² | 8.00 | 4.00 | 7.80 | 11.80 |
| 913 | 1 BED | 53.00 m² | 13.00 m² | 66.00 m² | 6.00 | 3.00 | 3.72 | 6.72 |
| 914 | 2 BEDS | 74.00 m² | 10.00 m² | 84.00 m² | 8.00 | 4.00 | 6.70 | 10.70 |
| 915 | 2 BEDS | 82.00 m² | 14.00 m² | 96.00 m² | 8.00 | 4.00 | 7.80 | 11.80 |
| 916 | 2 BEDS | 75.00 m² | 13.00 m² | 88.00 m² | 8.00 | 4.00 | 7.80 | 11.80 |
| 917 | 2 BEDS | 75.00 m² | 10.00 m² | 85.00 m² | 8.00 | 4.00 | 6.70 | 10.70 |
| 918 | 2 BEDS | 70.00 m² | 10.00 m² | 80.00 m² | 8.00 | 4.00 | 7.80 | 11.80 |
| 919 | 2 BEDS | 77.00 m² | 10.00 m² | 87.00 m² | 8.00 | 4.00 | 7.80 | 11.80 |
| 920 | 2 BEDS | 75.00 m² | 10.00 m² | 85.00 m² | 8.00 | 4.00 | 6.90 | 10.90 |

# A901 - Unit Breakdown Schedule

**Project :** Leppington Apartment **C** **Issue date:** **16/06/2026**

**Design Revision No: 1**

*Unit number marked with asterisk (*) indicated a pre-adaptable unit.*

| Unit no. | Unit Type | Internal Area (m2) | Balcony Area (m2) | Total Unit Area (m2) | ADG Required Storage (m3) | Internal (m3) | Basement (m3) | Total Storage (m3) |
|---|---|---|---|---|---|---|---|---|
| **LEVEL 10** | | | | | | | | |
| 1001 | 2 BEDS | 78.00 m² | 10.00 m² | 88.00 m² | 8.00 | 4.00 | 8.19 | 12.19 |
| 1002 | 2 BEDS | 75.00 m² | 11.00 m² | 86.00 m² | 8.00 | 4.00 | 6.63 | 10.63 |
| 1003 | 1 BED | 50.00 m² | 8.00 m² | 58.00 m² | 6.00 | 3.00 | 4.17 | 7.17 |
| 1004 | 2 BEDS | 76.00 m² | 10.00 m² | 86.00 m² | 8.00 | 4.00 | 7.95 | 11.95 |
| 1005 | 2 BEDS | 75.00 m² | 10.00 m² | 85.00 m² | 8.00 | 4.00 | 6.18 | 10.18 |
| 1006 | 1 BED | 50.00 m² | 8.00 m² | 58.00 m² | 6.00 | 3.00 | 4.17 | 7.17 |
| 1007 | 2 BEDS | 75.00 m² | 10.00 m² | 85.00 m² | 8.00 | 4.00 | 5.98 | 9.98 |
| 1008 | 2 BEDS | 72.00 m² | 10.00 m² | 82.00 m² | 8.00 | 4.00 | 6.24 | 10.24 |
| 1009 | 2 BEDS | 74.00 m² | 10.00 m² | 84.00 m² | 8.00 | 4.00 | 6.22 | 10.22 |
| 1010 | 1 BED | 55.00 m² | 13.00 m² | 68.00 m² | 6.00 | 3.00 | 3.72 | 6.72 |
| 1011 | 2 BEDS | 76.00 m² | 10.00 m² | 86.00 m² | 8.00 | 4.00 | 5.34 | 9.34 |
| 1012 | 2 BEDS | 75.00 m² | 10.00 m² | 85.00 m² | 8.00 | 4.00 | 5.76 | 9.76 |
| 1013 | 1 BED | 53.00 m² | 13.00 m² | 66.00 m² | 6.00 | 3.00 | 4.17 | 7.17 |
| 1014 | 2 BEDS | 74.00 m² | 10.00 m² | 84.00 m² | 8.00 | 4.00 | 5.47 | 9.47 |
| 1015 | 2 BEDS | 82.00 m² | 14.00 m² | 96.00 m² | 8.00 | 4.00 | 4.71 | 8.71 |
| 1016 | 2 BEDS | 75.00 m² | 13.00 m² | 88.00 m² | 8.00 | 4.00 | 4.49 | 8.49 |
| 1017 | 2 BEDS | 75.00 m² | 10.00 m² | 85.00 m² | 6.00 | 4.00 | 4.22 | 8.22 |
| 1018 | 2 BEDS | 70.00 m² | 10.00 m² | 80.00 m² | 8.00 | 4.00 | 4.06 | 8.06 |
| 1019 | 2 BEDS | 77.00 m² | 10.00 m² | 87.00 m² | 8.00 | 4.00 | 3.76 | 7.76 |
| 1020 | 2 BEDS | 75.00 m² | 10.00 m² | 85.00 m² | 8.00 | 4.00 | 13.10 | 17.10 |
| **LEVEL 11** | | | | | | | | |
| 1101 | 2 BEDS | 78.00 m² | 10.00 m² | 88.00 m² | 8.00 | 4.00 | 12.40 | 16.40 |
| 1102 | 2 BEDS | 75.00 m² | 11.00 m² | 86.00 m² | 8.00 | 4.00 | 12.20 | 16.20 |
| 1103 | 1 BED | 50.00 m² | 8.00 m² | 58.00 m² | 6.00 | 3.00 | 4.16 | 7.16 |
| 1104 | 2 BEDS | 76.00 m² | 10.00 m² | 86.00 m² | 8.00 | 4.00 | 13.70 | 17.70 |
| 1105 | 2 BEDS | 75.00 m² | 10.00 m² | 85.00 m² | 8.00 | 4.00 | 10.00 | 14.00 |
| 1106 | 1 BED | 50.00 m² | 8.00 m² | 58.00 m² | 6.00 | 3.00 | 3.74 | 6.74 |
| 1107 | 2 BEDS | 75.00 m² | 10.00 m² | 85.00 m² | 8.00 | 4.00 | 10.00 | 14.00 |
| 1108 | 2 BEDS | 72.00 m² | 10.00 m² | 82.00 m² | 8.00 | 4.00 | 8.50 | 12.50 |
| 1109 | 2 BEDS | 74.00 m² | 10.00 m² | 84.00 m² | 8.00 | 4.00 | 10.80 | 14.80 |
| 1110 | 1 BED | 55.00 m² | 13.00 m² | 68.00 m² | 6.00 | 3.00 | 3.71 | 6.71 |
| 1111 | 2 BEDS | 76.00 m² | 10.00 m² | 86.00 m² | 8.00 | 4.00 | 8.80 | 12.80 |
| 1112 | 2 BEDS | 75.00 m² | 10.00 m² | 85.00 m² | 8.00 | 4.00 | 7.50 | 11.50 |
| 1113 | 1 BED | 53.00 m² | 13.00 m² | 66.00 m² | 6.00 | 3.00 | 3.75 | 6.75 |
| 1114 | 2 BEDS | 74.00 m² | 10.00 m² | 84.00 m² | 8.00 | 4.00 | 7.20 | 11.20 |
| 1115 | 2 BEDS | 82.00 m² | 14.00 m² | 96.00 m² | 8.00 | 4.00 | 6.80 | 10.80 |
| 1116 | 2 BEDS | 75.00 m² | 13.00 m² | 88.00 m² | 8.00 | 4.00 | 6.50 | 10.50 |
| 1117 | 2 BEDS | 75.00 m² | 10.00 m² | 85.00 m² | 6.00 | 4.00 | 6.20 | 10.20 |
| 1118 | 2 BEDS | 70.00 m² | 10.00 m² | 80.00 m² | 8.00 | 4.00 | 6.40 | 10.40 |
| 1119 | 2 BEDS | 77.00 m² | 10.00 m² | 87.00 m² | 8.00 | 4.00 | 7.10 | 11.10 |
| 1120 | 2 BEDS | 75.00 m² | 10.00 m² | 85.00 m² | 8.00 | 4.00 | 7.20 | 11.20 |
| **LEVEL 12** | | | | | | | | |
| 1201 | 2 BEDS | 78.00 m² | 10.00 m² | 88.00 m² | 8.00 | 4.00 | 6.40 | 10.40 |
| 1202 | 2 BEDS | 75.00 m² | 11.00 m² | 86.00 m² | 8.00 | 4.00 | 7.20 | 11.20 |
| 1203 | 1 BED | 50.00 m² | 8.00 m² | 58.00 m² | 6.00 | 3.00 | 5.00 | 8.00 |
| 1204 | 2 BEDS | 76.00 m² | 10.00 m² | 86.00 m² | 8.00 | 4.00 | 7.20 | 11.20 |
| 1205 | 2 BEDS | 75.00 m² | 10.00 m² | 85.00 m² | 8.00 | 4.00 | 6.40 | 10.40 |
| 1206 | 1 BED | 50.00 m² | 8.00 m² | 58.00 m² | 6.00 | 3.00 | 5.00 | 8.00 |
| 1207 | 2 BEDS | 75.00 m² | 10.00 m² | 85.00 m² | 8.00 | 4.00 | 7.20 | 11.20 |
| 1208 | 2 BEDS | 72.00 m² | 10.00 m² | 82.00 m² | 8.00 | 4.00 | 7.20 | 11.20 |
| 1209 | 2 BEDS | 74.00 m² | 10.00 m² | 84.00 m² | 8.00 | 4.00 | 6.40 | 10.40 |
| 1210 | 1 BED | 55.00 m² | 13.00 m² | 68.00 m² | 6.00 | 3.00 | 5.00 | 8.00 |
| 1211 | 2 BEDS | 76.00 m² | 10.00 m² | 86.00 m² | 8.00 | 4.00 | 7.20 | 11.20 |
| 1212 | 2 BEDS | 75.00 m² | 10.00 m² | 85.00 m² | 8.00 | 4.00 | 7.20 | 11.20 |
| 1213 | 1 BED | 53.00 m² | 13.00 m² | 66.00 m² | 6.00 | 3.00 | 5.00 | 8.00 |
| 1214 | 2 BEDS | 74.00 m² | 10.00 m² | 84.00 m² | 8.00 | 4.00 | 6.40 | 10.40 |
| 1215 | 2 BEDS | 82.00 m² | 14.00 m² | 96.00 m² | 8.00 | 4.00 | 7.20 | 11.20 |
| 1216 | 2 BEDS | 75.00 m² | 13.00 m² | 88.00 m² | 8.00 | 4.00 | 7.20 | 11.20 |
| 1217 | 2 BEDS | 75.00 m² | 10.00 m² | 85.00 m² | 6.00 | 4.00 | 7.50 | 11.50 |
| 1218 | 2 BEDS | 70.00 m² | 10.00 m² | 80.00 m² | 8.00 | 4.00 | 7.20 | 11.20 |
| 1219 | 2 BEDS | 77.00 m² | 10.00 m² | 87.00 m² | 8.00 | 4.00 | 7.30 | 11.30 |
| 1220 | 2 BEDS | 75.00 m² | 10.00 m² | 85.00 m² | 8.00 | 4.00 | 6.20 | 10.20 |
| **LEVEL 13** | | | | | | | | |
| 1301 | 2 BEDS | 78.00 m² | 10.00 m² | 88.00 m² | 8.00 | 4.00 | 7.40 | 11.40 |
| 1302 | 2 BEDS | 75.00 m² | 11.00 m² | 86.00 m² | 8.00 | 4.00 | 7.20 | 11.20 |
| 1303 | 1 BED | 50.00 m² | 8.00 m² | 58.00 m² | 6.00 | 3.00 | 5.41 | 8.41 |
| 1304 | 2 BEDS | 76.00 m² | 10.00 m² | 86.00 m² | 8.00 | 4.00 | 6.50 | 10.50 |
| 1305 | 2 BEDS | 75.00 m² | 10.00 m² | 85.00 m² | 8.00 | 4.00 | 6.50 | 10.50 |
| 1306 | 1 BED | 50.00 m² | 8.00 m² | 58.00 m² | 6.00 | 3.00 | 6.32 | 9.32 |
| 1307 | 2 BEDS | 75.00 m² | 10.00 m² | 85.00 m² | 8.00 | 4.00 | 8.20 | 12.20 |
| 1308 | 2 BEDS | 72.00 m² | 10.00 m² | 82.00 m² | 8.00 | 4.00 | 4.30 | 8.30 |
| 1309 | 2 BEDS | 74.00 m² | 10.00 m² | 84.00 m² | 8.00 | 4.00 | 7.30 | 11.30 |
| 1310 | 1 BED | 55.00 m² | 13.00 m² | 68.00 m² | 6.00 | 3.00 | 3.95 | 6.95 |
| 1311 | 2 BEDS | 76.00 m² | 10.00 m² | 86.00 m² | 8.00 | 4.00 | 6.50 | 10.50 |
| 1312 | 2 BEDS | 75.00 m² | 10.00 m² | 85.00 m² | 8.00 | 4.00 | 6.80 | 10.80 |
| 1313 | 1 BED | 53.00 m² | 13.00 m² | 66.00 m² | 6.00 | 3.00 | 4.02 | 7.02 |
| 1314 | 2 BEDS | 74.00 m² | 10.00 m² | 84.00 m² | 8.00 | 4.00 | 6.50 | 10.50 |
| 1315 | 2 BEDS | 82.00 m² | 14.00 m² | 96.00 m² | 8.00 | 4.00 | 7.25 | 11.25 |
| 1316 | 2 BEDS | 75.00 m² | 13.00 m² | 88.00 m² | 8.00 | 4.00 | 7.23 | 11.23 |
| 1317 | 2 BEDS | 75.00 m² | 10.00 m² | 85.00 m² | 8.00 | 4.00 | 6.45 | 10.45 |
| 1318 | 2 BEDS | 70.00 m² | 10.00 m² | 80.00 m² | 8.00 | 4.00 | 7.23 | 11.23 |
| 1319 | 2 BEDS | 77.00 m² | 10.00 m² | 87.00 m² | 8.00 | 4.00 | 7.23 | 11.23 |
| 1320 | 2 BEDS | 75.00 m² | 10.00 m² | 85.00 m² | 8.00 | 4.00 | 6.45 | 10.45 |
| **LEVEL 14** | | | | | | | | |
| 1401 | 2 BEDS | 78.00 m² | 10.00 m² | 88.00 m² | 8.00 | 4.00 | 7.23 | 11.23 |
| 1402 | 2 BEDS | 75.00 m² | 11.00 m² | 86.00 m² | 8.00 | 4.00 | 7.20 | 11.20 |

# A901 - Unit Breakdown Schedule

**Project :** Leppington Apartment **C** **Issue date:** **16/06/2026**

**Design Revision No: 1**

*Unit number marked with asterisk (*) indicated a pre-adaptable unit.*

| Unit no. | Unit Type | Internal Area (m2) | Balcony Area (m2) | Total Unit Area (m2) | ADG Required Storage (m3) | Internal (m3) | Basement (m3) | Total Storage (m3) |
|---|---|---|---|---|---|---|---|---|
| 1403 | 1 BED | 50.00 m² | 8.00 m² | 58.00 m² | 6.00 | 3.00 | 4.43 | 7.43 |
| 1404 | 2 BEDS | 76.00 m² | 10.00 m² | 86.00 m² | 8.00 | 4.00 | 6.48 | 10.48 |
| 1405 | 2 BEDS | 75.00 m² | 10.00 m² | 85.00 m² | 8.00 | 4.00 | 7.23 | 11.23 |
| 1406 | 1 BED | 50.00 m² | 8.00 m² | 58.00 m² | 6.00 | 3.00 | 4.51 | 7.51 |
| 1407 | 2 BEDS | 75.00 m² | 10.00 m² | 85.00 m² | 8.00 | 4.00 | 7.23 | 11.23 |
| 1408 | 2 BEDS | 72.00 m² | 10.00 m² | 82.00 m² | 8.00 | 4.00 | 6.45 | 10.45 |
| 1409 | 2 BEDS | 74.00 m² | 10.00 m² | 84.00 m² | 8.00 | 4.00 | 7.20 | 11.20 |
| 1410 | 1 BED | 55.00 m² | 13.00 m² | 68.00 m² | 6.00 | 3.00 | 4.02 | 7.02 |
| 1411 | 2 BEDS | 76.00 m² | 10.00 m² | 86.00 m² | 8.00 | 4.00 | 7.26 | 11.26 |
| 1412 | 2 BEDS | 75.00 m² | 10.00 m² | 85.00 m² | 8.00 | 4.00 | 6.45 | 10.45 |
| 1413 | 1 BED | 53.00 m² | 13.00 m² | 66.00 m² | 6.00 | 3.00 | 4.49 | 7.49 |
| 1414 | 2 BEDS | 74.00 m² | 10.00 m² | 84.00 m² | 8.00 | 4.00 | 7.19 | 11.19 |
| 1415 | 2 BEDS | 82.00 m² | 14.00 m² | 96.00 m² | 8.00 | 4.00 | 6.98 | 10.98 |
| 1416 | 2 BEDS | 75.00 m² | 13.00 m² | 88.00 m² | 8.00 | 4.00 | 6.45 | 10.45 |
| 1417 | 2 BEDS | 75.00 m² | 10.00 m² | 85.00 m² | 6.00 | 4.00 | 6.48 | 10.48 |
| 1418 | 2 BEDS | 70.00 m² | 10.00 m² | 80.00 m² | 8.00 | 4.00 | 7.91 | 11.91 |
| 1419 | 2 BEDS | 77.00 m² | 10.00 m² | 87.00 m² | 8.00 | 4.00 | 7.91 | 11.91 |
| 1420 | 2 BEDS | 75.00 m² | 10.00 m² | 85.00 m² | 8.00 | 4.00 | 7.29 | 11.29 |
| **LEVEL 15** | | | | | | | | |
| 1501 | 2 BEDS | 78.00 m² | 10.00 m² | 88.00 m² | 8.00 | 4.00 | 7.60 | 11.60 |
| 1502 | 2 BEDS | 75.00 m² | 11.00 m² | 86.00 m² | 8.00 | 4.00 | 6.78 | 10.78 |
| 1503 | 1 BED | 50.00 m² | 8.00 m² | 58.00 m² | 6.00 | 3.00 | 4.53 | 7.53 |
| 1504 | 2 BEDS | 76.00 m² | 10.00 m² | 86.00 m² | 8.00 | 4.00 | 7.63 | 11.63 |
| 1505 | 2 BEDS | 75.00 m² | 10.00 m² | 85.00 m² | 8.00 | 4.00 | 7.57 | 11.57 |
| 1506 | 1 BED | 50.00 m² | 8.00 m² | 58.00 m² | 6.00 | 3.00 | 4.02 | 7.02 |
| 1507 | 2 BEDS | 75.00 m² | 10.00 m² | 85.00 m² | 8.00 | 4.00 | 6.78 | 10.78 |
| 1508 | 2 BEDS | 72.00 m² | 10.00 m² | 82.00 m² | 8.00 | 4.00 | 7.60 | 11.60 |
| 1509 | 2 BEDS | 74.00 m² | 10.00 m² | 84.00 m² | 8.00 | 4.00 | 7.60 | 11.60 |
| 1510 | 1 BED | 55.00 m² | 13.00 m² | 68.00 m² | 6.00 | 3.00 | 4.48 | 7.48 |
| 1511 | 2 BEDS | 76.00 m² | 10.00 m² | 86.00 m² | 8.00 | 4.00 | 6.81 | 10.81 |
| 1512 | 2 BEDS | 75.00 m² | 10.00 m² | 85.00 m² | 8.00 | 4.00 | 7.57 | 11.57 |
| 1513 | 1 BED | 53.00 m² | 13.00 m² | 66.00 m² | 6.00 | 3.00 | 4.52 | 7.52 |
| 1514 | 2 BEDS | 74.00 m² | 10.00 m² | 84.00 m² | 8.00 | 4.00 | 7.60 | 11.60 |
| 1515 | 2 BEDS | 82.00 m² | 14.00 m² | 96.00 m² | 8.00 | 4.00 | 6.78 | 10.78 |
| 1516 | 2 BEDS | 75.00 m² | 13.00 m² | 88.00 m² | 8.00 | 4.00 | 6.78 | 10.78 |
| 1517 | 2 BEDS | 75.00 m² | 10.00 m² | 85.00 m² | 8.00 | 4.00 | 8.42 | 12.42 |
| 1518 | 2 BEDS | 70.00 m² | 10.00 m² | 80.00 m² | 8.00 | 4.00 | 6.78 | 10.78 |
| 1519 | 2 BEDS | 77.00 m² | 10.00 m² | 87.00 m² | 8.00 | 4.00 | 7.63 | 11.63 |
| 1520 | 2 BEDS | 75.00 m² | 10.00 m² | 85.00 m² | 8.00 | 4.00 | 7.60 | 11.60 |
| **LEVEL 16** | | | | | | | | |
| 1601 | 2 BEDS | 78.00 m² | 10.00 m² | 88.00 m² | 8.00 | 4.00 | 6.78 | 10.78 |
| 1602 | 2 BEDS | 75.00 m² | 11.00 m² | 86.00 m² | 8.00 | 4.00 | 8.42 | 12.42 |
| 1603 | 1 BED | 50.00 m² | 8.00 m² | 58.00 m² | 6.00 | 3.00 | 6.02 | 9.02 |
| 1604 | 2 BEDS | 76.00 m² | 10.00 m² | 86.00 m² | 8.00 | 4.00 | 6.78 | 10.78 |
| 1605 | 2 BEDS | 75.00 m² | 10.00 m² | 85.00 m² | 8.00 | 4.00 | 6.78 | 10.78 |
| 1606 | 1 BED | 50.00 m² | 8.00 m² | 58.00 m² | 6.00 | 3.00 | 5.48 | 8.48 |
| 1607 | 2 BEDS | 75.00 m² | 10.00 m² | 85.00 m² | 8.00 | 4.00 | 7.60 | 11.60 |
| 1608 | 2 BEDS | 72.00 m² | 10.00 m² | 82.00 m² | 8.00 | 4.00 | 7.57 | 11.57 |
| 1609 | 2 BEDS | 74.00 m² | 10.00 m² | 84.00 m² | 8.00 | 4.00 | 6.81 | 10.81 |
| 1610 | 1 BED | 55.00 m² | 13.00 m² | 68.00 m² | 6.00 | 3.00 | 3.11 | 6.11 |
| 1611 | 2 BEDS | 76.00 m² | 10.00 m² | 86.00 m² | 8.00 | 4.00 | 7.60 | 11.60 |
| 1612 | 2 BEDS | 75.00 m² | 10.00 m² | 85.00 m² | 8.00 | 4.00 | 7.60 | 11.60 |
| 1613 | 1 BED | 53.00 m² | 13.00 m² | 66.00 m² | 6.00 | 3.00 | 6.95 | 9.95 |
| 1614 | 2 BEDS | 74.00 m² | 10.00 m² | 84.00 m² | 8.00 | 4.00 | 6.78 | 10.78 |
| 1615 | 2 BEDS | 82.00 m² | 14.00 m² | 96.00 m² | 8.00 | 4.00 | 7.57 | 11.57 |
| 1616 | 2 BEDS | 75.00 m² | 13.00 m² | 88.00 m² | 8.00 | 4.00 | 7.63 | 11.63 |
| 1617 | 2 BEDS | 75.00 m² | 10.00 m² | 85.00 m² | 8.00 | 4.00 | 6.78 | 10.78 |
| 1618 | 2 BEDS | 70.00 m² | 10.00 m² | 80.00 m² | 8.00 | 4.00 | 7.60 | 11.60 |
| 1619 | 2 BEDS | 77.00 m² | 10.00 m² | 87.00 m² | 8.00 | 4.00 | 7.29 | 11.29 |
| 1620 | 2 BEDS | 75.00 m² | 10.00 m² | 85.00 m² | 8.00 | 4.00 | 7.91 | 11.91 |
| **LEVEL 17** | | | | | | | | |
| 1701 | 2 BEDS | 88.00 m² | 27.00 m² | 115.00 m² | 8.00 | 4.00 | 7.91 | 11.91 |
| 1702 | 2 BEDS | 82.00 m² | 31.00 m² | 113.00 m² | 8.00 | 4.00 | 5.78 | 9.78 |
| 1703 | 2 BEDs | 75.00 m² | 18.00 m² | 93.00 m² | 8.00 | 4.00 | 5.54 | 9.54 |
| 1704 | 2 BEDS | 75.00 m² | 10.00 m² | 85.00 m² | 8.00 | 4.00 | 5.53 | 9.53 |
| 1705 | 1 BED | 50.00 m² | 8.00 m² | 58.00 m² | 6.00 | 3.00 | 7.00 | 10.00 |
| 1706 | 2 BEDS | 75.00 m² | 10.00 m² | 85.00 m² | 8.00 | 4.00 | 5.55 | 9.55 |
| 1707 | 2 BEDS | 72.00 m² | 10.00 m² | 82.00 m² | 8.00 | 4.00 | 4.96 | 8.96 |
| 1708 | 2 BEDS | 74.00 m² | 10.00 m² | 84.00 m² | 8.00 | 4.00 | 5.57 | 9.57 |
| 1709 | 2 BEDS | 74.00 m² | 10.00 m² | 84.00 m² | 8.00 | 4.00 | 5.53 | 9.53 |
| 1710 | 1 BED | 55.00 m² | 13.00 m² | 68.00 m² | 6.00 | 3.00 | 5.36 | 8.36 |
| 1711 | 2 BEDS | 76.00 m² | 10.00 m² | 86.00 m² | 8.00 | 4.00 | 4.96 | 8.96 |
| 1712 | 2 BEDS | 75.00 m² | 10.00 m² | 85.00 m² | 8.00 | 4.00 | 5.55 | 9.55 |
| 1713 | 1 BED | 53.00 m² | 13.00 m² | 66.00 m² | 6.00 | 3.00 | 5.27 | 8.27 |
| 1714 | 2 BEDS | 82.00 m² | 14.00 m² | 96.00 m² | 8.00 | 4.00 | 5.55 | 9.55 |
| 1715 | 2 BEDS | 75.00 m² | 13.00 m² | 88.00 m² | 8.00 | 4.00 | 4.98 | 8.98 |
| 1716 | 2 BEDS | 75.00 m² | 10.00 m² | 85.00 m² | 8.00 | 4.00 | 5.53 | 9.53 |
| 1717 | 2 BEDS | 70.00 m² | 10.00 m² | 80.00 m² | 8.00 | 4.00 | 5.55 | 9.55 |
| 1718 | 2 BEDS | 77.00 m² | 10.00 m² | 87.00 m² | 8.00 | 4.00 | 4.96 | 8.96 |
| 1719 | 2 BEDS | 75.00 m² | 10.00 m² | 85.00 m² | 8.00 | 4.00 | 5.55 | 9.55 |
| **LEVEL 18** | | | | | | | | |
| 1801 | 2 BEDS | 80.00 m² | 34.00 m² | 114.00 m² | 8.00 | 4.00 | 5.55 | 9.55 |
| 1802 | 3 BEDS | 96.00 m² | 42.00 m² | 138.00 m² | 10.00 | 4.00 | 4.96 | 8.96 |
| 1803 | 2 BEDS | 75.00 m² | 10.00 m² | 85.00 m² | 8.00 | 4.00 | 4.96 | 8.96 |
| 1804 | 1 BED | 50.00 m² | 8.00 m² | 58.00 m² | 6.00 | 3.00 | 5.85 | 8.85 |
| 1805 | 2 BEDS | 75.00 m² | 10.00 m² | 85.00 m² | 8.00 | 4.00 | 5.85 | 9.85 |
| 1806 | 2 BEDS | 73.00 m² | 10.00 m² | 83.00 m² | 8.00 | 4.00 | 4.96 | 8.96 |

# A901 - Unit Breakdown Schedule

**Project :** Leppington Apartment **C** **Issue date:** **16/06/2026**

**Design Revision No: 1**

*Unit number marked with asterisk (*) indicated a pre-adaptable unit.*

| Unit no. | Unit Type | Internal Area (m2) | Balcony Area (m2) | Total Unit Area (m2) | ADG Required Storage (m3) | Internal (m3) | Basement (m3) | Total Storage (m3) |
|---|---|---|---|---|---|---|---|---|
| 1807 | 2 BEDS | 74.00 m² | 10.00 m² | 84.00 m² | 8.00 | 4.00 | 4.96 | 8.96 |
| 1808 | 2 BEDS | 74.00 m² | 10.00 m² | 84.00 m² | 8.00 | 4.00 | 5.55 | 9.55 |
| 1809 | 1 BED | 55.00 m² | 13.00 m² | 68.00 m² | 6.00 | 3.00 | 5.55 | 8.55 |
| 1810 | 2 BEDS | 76.00 m² | 10.00 m² | 86.00 m² | 8.00 | 4.00 | 4.96 | 8.96 |
| 1811 | 2 BEDS | 75.00 m² | 10.00 m² | 85.00 m² | 8.00 | 4.00 | 5.55 | 9.55 |
| 1812 | 1 BED | 53.00 m² | 13.00 m² | 66.00 m² | 6.00 | 3.00 | 5.53 | 8.53 |
| 1813 | 2 BEDS | 82.00 m² | 10.00 m² | 92.00 m² | 8.00 | 4.00 | 4.98 | 8.98 |
| 1814 | 2 BEDS | 75.00 m² | 13.00 m² | 88.00 m² | 8.00 | 4.00 | 5.55 | 9.55 |
| 1815 | 2 BEDS | 75.00 m² | 10.00 m² | 85.00 m² | 8.00 | 4.00 | 5.55 | 9.55 |
| 1816 | 2 BEDS | 70.00 m² | 10.00 m² | 80.00 m² | 8.00 | 4.00 | 4.96 | 8.96 |
| 1817 | 2 BEDS | 77.00 m² | 10.00 m² | 87.00 m² | 8.00 | 4.00 | 5.53 | 9.53 |
| 1818 | 2 BEDS | 75.00 m² | 10.00 m² | 85.00 m² | 8.00 | 4.00 | 5.57 | 9.57 |

# A901 - Unit Breakdown Schedule

**Project :** Leppington Apartment **C** **Issue date:** **16/06/2026**

**Design Revision No: 1**

*Unit number marked with asterisk (*) indicated a pre-adaptable unit.*

| Unit no. | Unit Type | Internal Area (m2) | Balcony Area (m2) | Total Unit Area (m2) | ADG Required Storage (m3) | Internal (m3) | Basement (m3) | Total Storage (m3) |
|---|---|---|---|---|---|---|---|---|
| **LEVEL 19** | | | | | | | | |
| 1901 | 3 BEDS | 160.00 m² | 45.00 m² | 205.00 m² | 10.00 | 10.00 | 4.96 | 14.96 |
| 1902 | 2 BEDS | 75.00 m² | 10.00 m² | 85.00 m² | 8.00 | 4.00 | 5.55 | 9.55 |
| 1903 | 1 BED | 50.00 m² | 8.00 m² | 58.00 m² | 6.00 | 3.00 | 5.53 | 8.53 |
| 1904 | 2 BEDS | 75.00 m² | 10.00 m² | 85.00 m² | 8.00 | 4.00 | 5.54 | 9.54 |
| 1905 | 2 BEDS | 73.00 m² | 10.00 m² | 83.00 m² | 8.00 | 4.00 | 5.78 | 9.78 |
| 1906 | 2 BEDS | 74.00 m² | 10.00 m² | 84.00 m² | 8.00 | 4.00 | 6.98 | 10.98 |
| 1907 | 2 BEDS | 74.00 m² | 10.00 m² | 84.00 m² | 8.00 | 4.00 | 7.00 | 11.00 |
| 1908 | 1 BED | 55.00 m² | 13.00 m² | 68.00 m² | 6.00 | 3.00 | 5.93 | 8.93 |
| 1909 | 2 BEDS | 76.00 m² | 10.00 m² | 86.00 m² | 8.00 | 4.00 | 5.96 | 9.96 |
| 1910 | 2 BEDS | 75.00 m² | 10.00 m² | 85.00 m² | 8.00 | 4.00 | 6.67 | 10.67 |
| 1911 | 1 BED | 53.00 m² | 13.00 m² | 66.00 m² | 6.00 | 3.00 | 6.67 | 9.67 |
| 1912 | 3 BEDS | 141.00 m² | 132.00 m² | 273.00 m² | 10.00 | 5.00 | 5.98 | 10.98 |
| 1913 | 2 BEDS | 69.00 m² | 10.00 m² | 79.00 m² | 8.00 | 4.00 | 6.65 | 10.65 |
| 1914 | 2 BEDS | 77.00 m² | 10.00 m² | 87.00 m² | 8.00 | 4.00 | 6.67 | 10.67 |
| 1915 | 2 BEDS | 75.00 m² | 10.00 m² | 85.00 m² | 8.00 | 4.00 | 5.96 | 9.96 |
| **LEVEL 20** | | | | | | | | |
| 2001 | 2 BEDS | 73.00 m² | 10.00 m² | 83.00 m² | 8.00 | 4.00 | 6.67 | 10.67 |
| 2002 | 2 BEDS | 75.00 m² | 10.00 m² | 85.00 m² | 8.00 | 4.00 | 6.67 | 10.67 |
| 2003 | 1 BED | 50.00 m² | 8.00 m² | 58.00 m² | 6.00 | 3.00 | 5.96 | 8.96 |
| 2004 | 2 BEDS | 75.00 m² | 10.00 m² | 85.00 m² | 8.00 | 4.00 | 5.96 | 9.96 |
| 2005 | 2 BEDS | 74.00 m² | 46.00 m² | 120.00 m² | 8.00 | 4.00 | 5.96 | 9.96 |
| 2006 | 2 BEDS | 74.00 m² | 10.00 m² | 84.00 m² | 8.00 | 4.00 | 5.96 | 9.96 |
| 2007 | 1 BED | 74.00 m² | 13.00 m² | 87.00 m² | 6.00 | 3.00 | 6.67 | 9.67 |
| 2008 | 2 BEDs | 76.00 m² | 10.00 m² | 86.00 m² | 8.00 | 4.00 | 6.67 | 10.67 |
| 2009 | 2 BEDS | 76.00 m² | 41.00 m² | 117.00 m² | 8.00 | 4.00 | 5.96 | 9.96 |
| 2010 | 2 BEDS | 70.00 m² | 10.00 m² | 80.00 m² | 8.00 | 4.00 | 6.67 | 10.67 |
| 2011 | 2 BEDS | 77.00 m² | 10.00 m² | 87.00 m² | 8.00 | 4.00 | 6.65 | 10.65 |
| 2012 | 2 BEDS | 75.00 m² | 10.00 m² | 85.00 m² | 8.00 | 4.00 | 5.98 | 9.98 |
| **LEVEL 21** | | | | | | | | |
| 2101 | 3 BEDS | 121.00 m² | 24.00 m² | 145.00 m² | 10.00 | 5.00 | 6.67 | 11.67 |
| 2102 | 3 BEDS | 129.00 m² | 38.00 m² | 167.00 m² | 10.00 | 5.00 | 6.67 | 11.67 |
| 2103 | 3 BEDS | 101.00 m² | 10.00 m² | 111.00 m² | 10.00 | 5.00 | 5.96 | 10.96 |
| 2104 | 1 BED | 56.00 m² | 14.00 m² | 70.00 m² | 6.00 | 3.00 | 5.93 | 8.93 |
| 2105 | 3 BEDS | 102.00 m² | 12.00 m² | 114.00 m² | 10.00 | 5.00 | 15.53 | 20.53 |

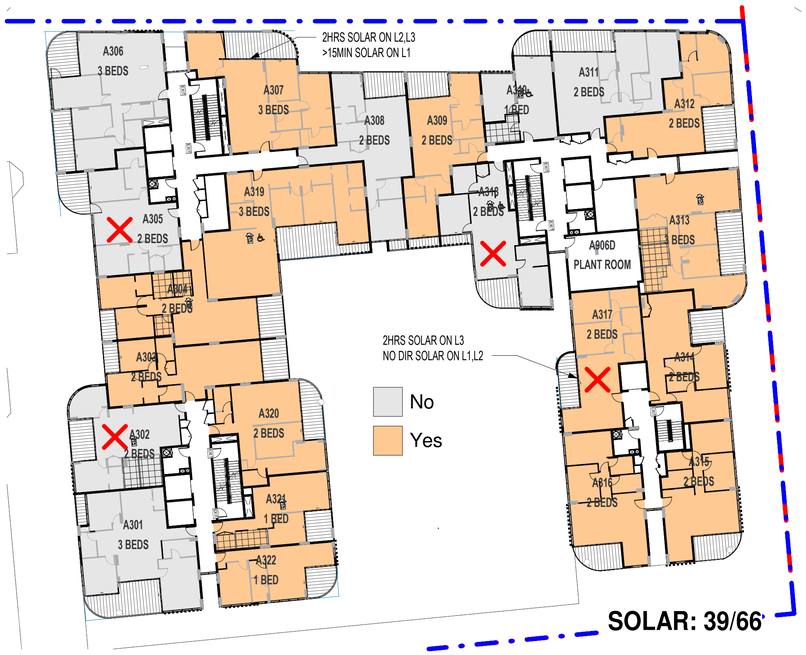


1 SITE A L1-L3

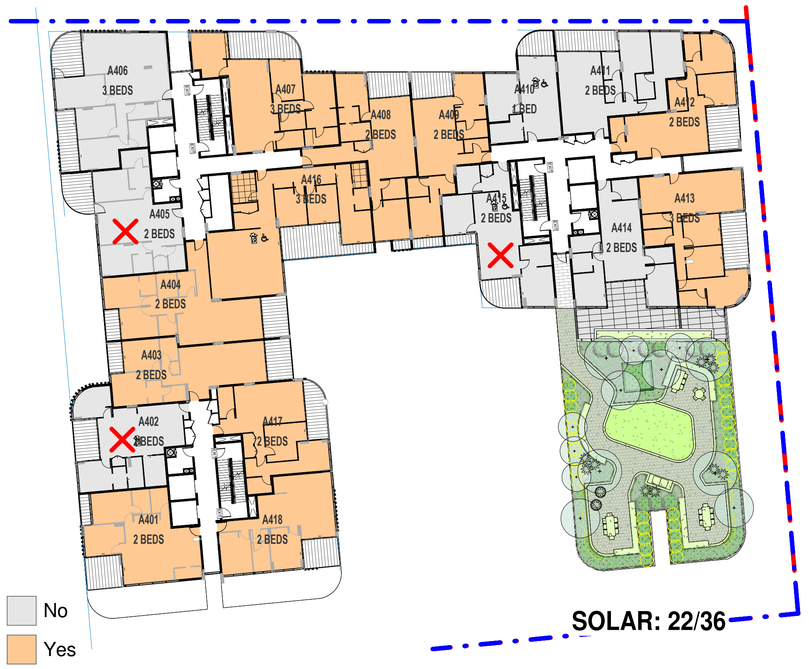


2 SITE A L4-L5

SOLAR BUILDING A CALCULATION

| | 2H SOLAR | NO DIRECT SUN | UNIT COUNT |
|---|---|---|---|
| LEVEL 0 | | | |
| LEVEL 1 | 12 | 4 | 22 |
| LEVEL 2 | 13 | 4 | 22 |
| LEVEL 3 | 14 | 3 | 22 |
| LEVEL 4 | 11 | 3 | 18 |
| LEVEL 5 | 11 | 3 | 18 |
| LEVEL 6 | 13 | 3 | 17 |
| LEVEL 7 | 13 | 3 | 17 |
| LEVEL 8 | 10 | 1 | 13 |
| LEVEL 9 | 10 | 2 | 13 |
| LEVEL 10 | 10 | 2 | 13 |
| LEVEL 11 | 10 | 2 | 13 |
| LEVEL 12 | 10 | 2 | 13 |
| LEVEL 13 | 10 | 2 | 13 |
| LEVEL 14 | 11 | 1 | 13 |
| LEVEL 15 | 8 | 0 | 8 |
| LEVEL 16 | 7 | 0 | 7 |
| LEVEL 17 | 6 | 0 | 6 |
| LEVEL 18 | 5 | 0 | 5 |
| LEVEL 19 | 3 | 0 | 3 |
| TOTAL | 187 | 35 | 256 |

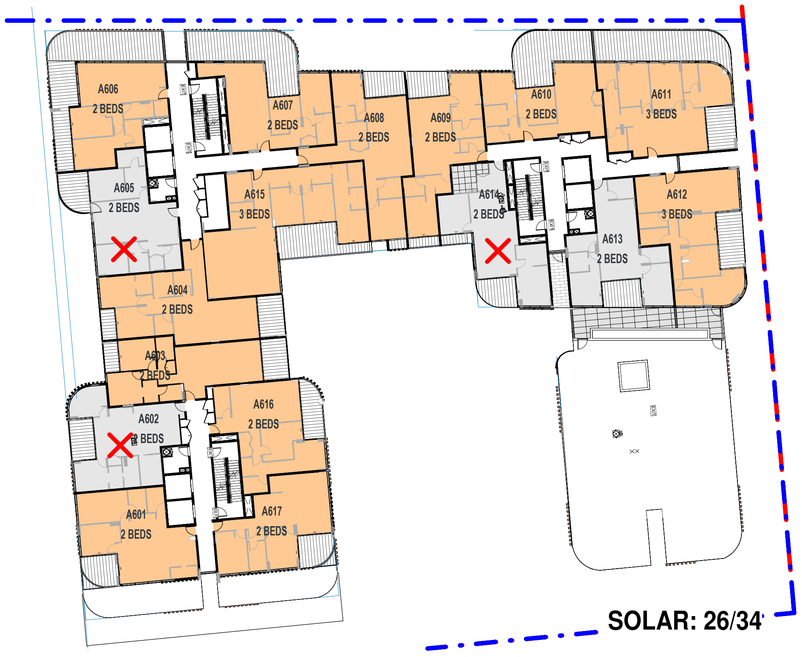


3 SITE A L6-L7

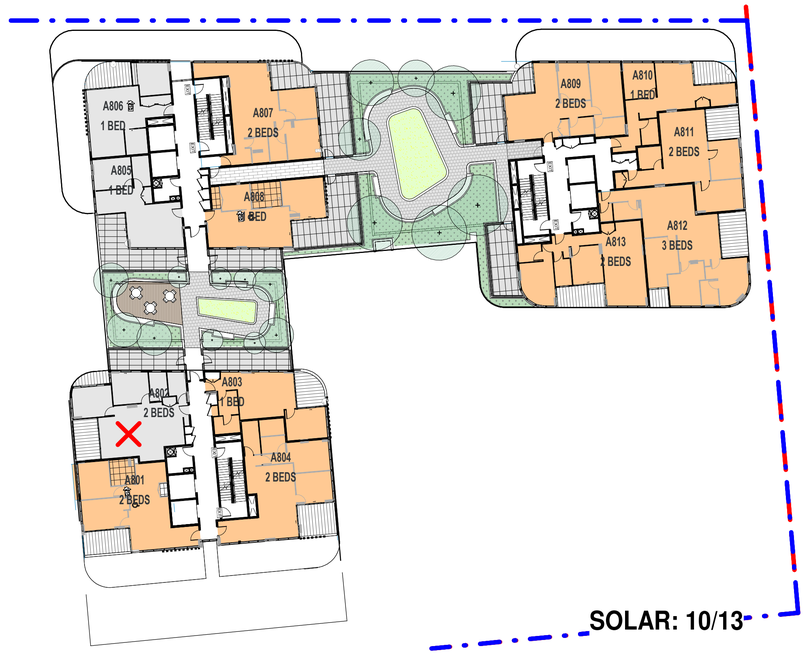


4 SITE A L8

LEGEND

UNIT WITH 2HR SOLAR ACCESS

UNIT WITH NO SOLAR ACCESS

# SITE A SOLAR DIAGRAM

| Rev. | Description | By | Date |
|---|---|---|---|
| A | SSD SUBMISSION | TOP | 19/06/26 |

**Disclaimer**

THESE DRAWINGS ARE PRELIMINARY DRAWINGS AND ARE SUBJECT TO CHANGE WITHOUT NOTICE DURING THE COURSE OF THE PROPOSED DEVELOPMENT AND IN CONSULTATION WITH COUNCIL. SUBMISSION OF THE DRAWINGS DOES NOT CONSTITUTE A REPRESENTATION OR WARRANTY BY THE DEVELOPER OR ITS SERVANTS, AGENTS OR CONTRACTORS THAT THE DRAWINGS ARE FINAL NOR THAT THE PROPOSED DEVELOPMENT WILL TAKE PLACE IN ACCORDANCE WITH THESE DRAWINGS.

BEFORE CARRYING OUT ANY WORK ENSURE THAT THE DRAWINGS USED CARRY THE LATEST AMENDMENT No.

THESE DOCUMENTS AND ANY WORKS EXECUTED AS A RESULT OF THESE DOCUMENTS SHALL BE SUBJECT TO THE COPYRIGHT CONDITIONS SET OUT IN THE CONDITIONS OF ENGAGEMENT. ©

**Notes**

DRAWINGS MADE TO A LARGER SCALE AND THOSE SHOWING PARTICULAR DETAIL OF WORKS SHALL TAKE PRECEDENCE OVER DRAWINGS MADE TO A SMALLER SCALE AND FOR MORE GENERAL PURPOSES.
WHERE ANY DISCREPANCY EXISTS BETWEEN FIGURED AND SCALED DIMENSIONS, THE FIGURED DIMENSIONS SHALL PREVAIL.

BUILDER TO CHECK ALL SITE DIMENSIONS PRIOR TO FABRICATION OF FITMENTS.
ALL WORK SHOULD COMPLY WITH RELEVANT AUSTRALIAN STANDARDS AND BUILDING CODE OF AUSTRALIA (BCA).

ALL WORK SHALL CONFORM TO THE CONTRACT DOCUMENTS WHICH INCLUDE SPECIFICATIONS, THE DRAWINGS, ALL ADDENDUMS, FINISHES, SCHEDULES AND MODIFICATIONS ISSUED BY THE ARCHITECT.

THE GENERAL CONTRACTOR SHALL REVIEW ALL DOCUMENTS AND VERIFY ALL DIMENSIONS AND FIELD CONDITIONS AND SHALL CONFIRM THAT WORK IS BUILDABLE AS SHOWN. ANY CONFLICTS OR OMISSIONS, ETC., SHALL BE IMMEDIATELY REPORTED TO THE ARCHITECT FOR CLARIFICATION PRIOR TO THE PERFORMANCE OF ANY WORK IN QUESTION.

ALL THE CONSTRUCTION DRAWINGS SHALL BE READ IN CONJUNCTION W/ ALL CONSULTANTS AND CONTRACTOR DRAWINGS, SCHEDULES AND SPECIFICATIONS. IN CASE OF CONFLICT BETWEEN ARCHITECTS AND CONSULTANTS DRAWINGS IN LOCATING STRUCTURAL ELEMENTS, MATERIALS / EQUIPMENT, THE ARCHITECT SHALL BE NOTIFIED FOR CLARIFICATION PRIOR TO PROCEEDING WITH CONSTRUCTION.

DO NOT SCALE DRAWINGS. WRITTEN DIMENSIONS GOVERN PARTITION LOCATIONS, DIMENSIONS AND TYPES. IN CASE OF CONFLICT, NOTIFY ARCHITECT OR WRITTEN CLARIFICATION PRIOR TO PROCEEDING WITH CONSTRUCTION.

**Legend**

**Consultants**

**Client**

A Mourched & G Mourched
ABN 94 935 668 270

**Architects**

tony owen ptnrs
Level 2
15-19 Gowen Street
Chippendale NSW 2008
P 9122 9698 2900
F 9122 9698 2918
E info@tonyowen.com.au

Tony Owen Partners Architects Reg. No 7080

**Project**

Leppington

**Project address**
297 BRINGELLY ROAD,
LEPPINGTON NSW 2179

**Key plan**



| Scale | Date |
|---|---|
| 1 : 300 | 19/06/26 |

Drawing title
SITE A SOLAR DIAGRAM

| Project no. | Drawing no. | Rev. |
|---|---|---|
| 1111 | A731 | A |

Drawn TL

Drawing status
SSD SUBMISSION

17/06/2026 11:41:26 AM

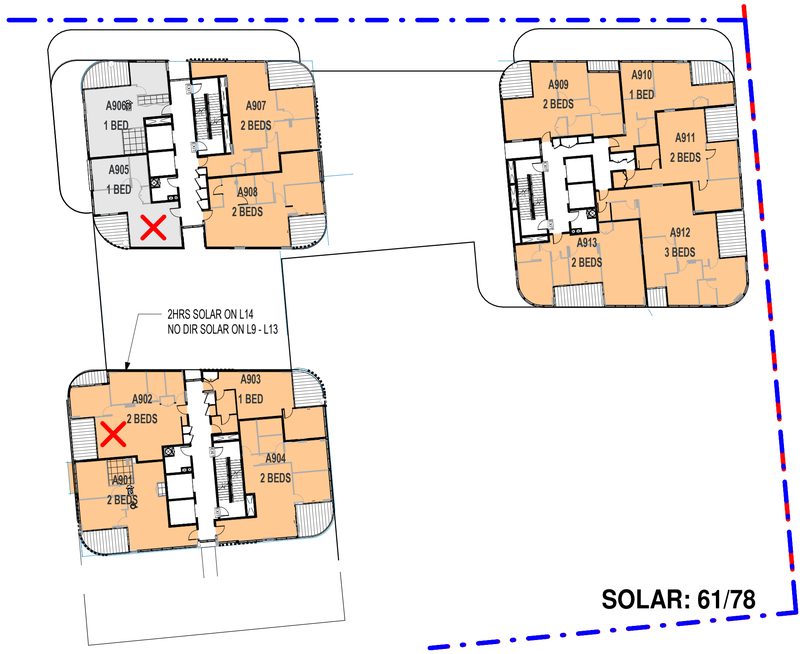


1 SITE A L9-L14

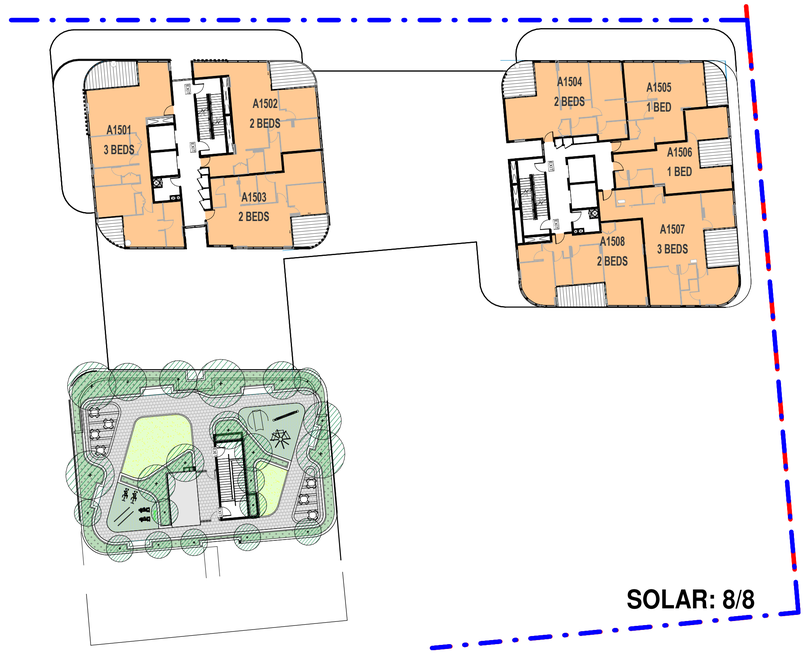


2 SITE A L15

SOLAR BUILDING A CALCULATION

| | 2H SOLAR | NO DIRECT SUN | UNIT COUNT |
|---|---|---|---|
| LEVEL 0 | | | |
| LEVEL 1 | 12 | 4 | 22 |
| LEVEL 2 | 13 | 4 | 22 |
| LEVEL 3 | 14 | 3 | 22 |
| LEVEL 4 | 11 | 3 | 18 |
| LEVEL 5 | 11 | 3 | 18 |
| LEVEL 6 | 13 | 3 | 17 |
| LEVEL 7 | 13 | 3 | 17 |
| LEVEL 8 | 10 | 1 | 13 |
| LEVEL 9 | 10 | 2 | 13 |
| LEVEL 10 | 10 | 2 | 13 |
| LEVEL 11 | 10 | 2 | 13 |
| LEVEL 12 | 10 | 2 | 13 |
| LEVEL 13 | 10 | 2 | 13 |
| LEVEL 14 | 11 | 1 | 13 |
| LEVEL 15 | 8 | 0 | 8 |
| LEVEL 16 | 7 | 0 | 7 |
| LEVEL 17 | 6 | 0 | 6 |
| LEVEL 18 | 5 | 0 | 5 |
| LEVEL 19 | 3 | 0 | 3 |
| TOTAL | 187 | 35 | 256 |

LEGEND

UNIT WITH 2HR SOLAR ACCESS

UNIT WITH NO SOLAR ACCESS

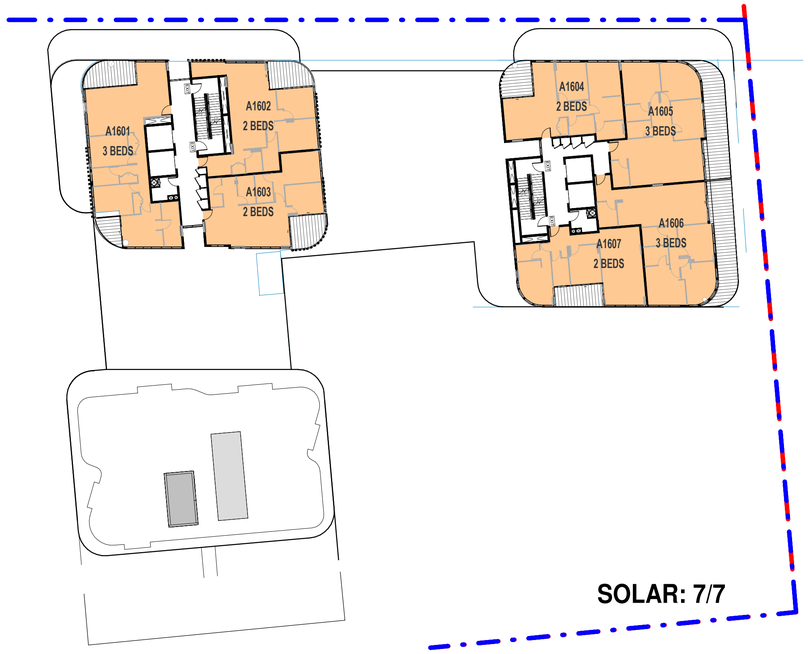


3 SITE A L16

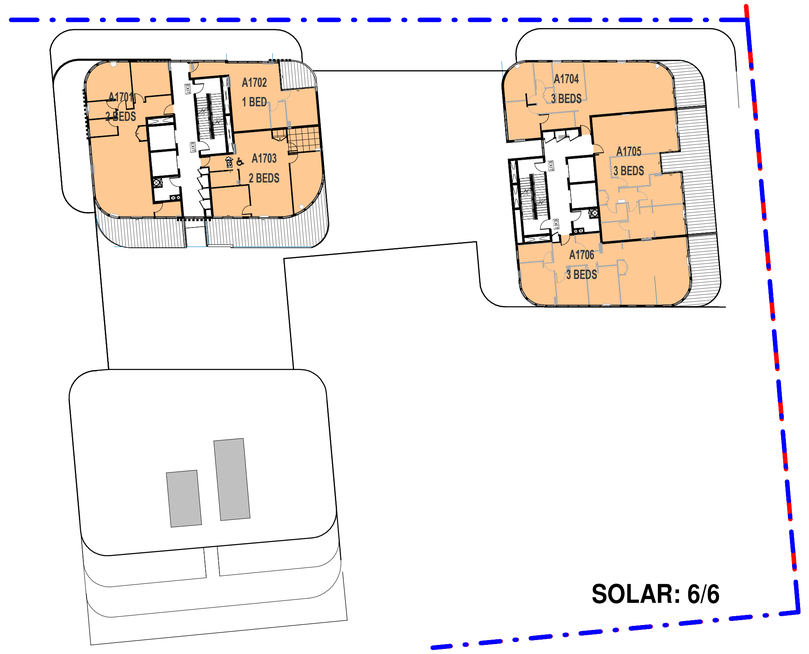


4 SITE A L17

# SITE A SOLAR DIAGRAM

| Rev. | Description | By | Date |
|---|---|---|---|
| A | SSD SUBMISSION | TOP | 19/06/26 |

**Disclaimer**

"THESE DRAWINGS ARE PRELIMINARY DRAWINGS AND ARE SUBJECT TO CHANGE WITHOUT NOTICE DURING THE COURSE OF THE PROPOSED DEVELOPMENT AND IN CONSULTATION WITH COUNCIL. SUBMISSION OF THE DRAWINGS DOES NOT CONSTITUTE A REPRESENTATION OR WARRANTY BY THE DEVELOPER OR ITS SERVANTS, AGENTS OR CONTRACTORS THAT THE DRAWINGS ARE FINAL NOR THAT THE PROPOSED DEVELOPMENT WILL TAKE PLACE IN ACCORDANCE WITH THESE DRAWINGS."

BEFORE CARRYING OUT ANY WORK ENSURE THAT THE DRAWINGS USED CARRY THE LATEST AMENDMENT No.

THESE DOCUMENTS AND ANY WORKS EXECUTED AS A RESULT OF THESE DOCUMENTS SHALL BE SUBJECT TO THE COPYRIGHT CONDITIONS SET OUT IN THE CONDITIONS OF ENGAGEMENT. ©

**Notes**

DRAWINGS MADE TO A LARGER SCALE AND THOSE SHOWING PARTICULAR DETAIL OF WORKS SHALL TAKE PRECEDENCE OVER DRAWINGS MADE TO A SMALLER SCALE AND FOR MORE GENERAL PURPOSES.
WHERE ANY DISCREPANCY EXISTS BETWEEN FIGURED AND SCALED DIMENSIONS, THE FIGURED DIMENSIONS SHALL PREVAIL.

BUILDER TO CHECK ALL SITE DIMENSIONS PRIOR TO FABRICATION OF FITMENTS.
ALL WORK SHOULD COMPLY WITH RELEVANT AUSTRALIAN STANDARDS AND BUILDING CODE OF AUSTRALIA (BCA).

ALL WORK SHALL CONFORM TO THE CONTRACT DOCUMENTS WHICH INCLUDE SPECIFICATIONS, THE DRAWINGS, ALL ADDENDUMS, FINISHES, SCHEDULES AND MODIFICATIONS ISSUED BY THE ARCHITECT.

THE GENERAL CONTRACTOR SHALL REVIEW ALL DOCUMENTS AND VERIFY ALL DIMENSIONS AND FIELD CONDITIONS AND SHALL CONFIRM THAT WORK IS BUILDABLE AS SHOWN. ANY CONFLICTS OR OMISSIONS, ETC. SHALL BE IMMEDIATELY REPORTED TO THE ARCHITECT FOR CLARIFICATION PRIOR TO THE PERFORMANCE OF ANY WORK IN QUESTION.

ALL THE CONSTRUCTION DRAWINGS SHALL BE READ IN CONJUNCTION W ALL CONSULTANTS AND CONTRACTOR DRAWINGS, SCHEDULES AND SPECIFICATIONS. IN CASE OF CONFLICT BETWEEN ARCHITECTS AND CONSULTANTS DRAWINGS IN LOCATING STRUCTURAL ELEMENTS, MATERIALS / EQUIPMENT, THE ARCHITECT SHALL BE NOTIFIED FOR CLARIFICATION PRIOR TO PROCEEDING WITH CONSTRUCTION.

DO NOT SCALE DRAWINGS. WRITTEN DIMENSIONS GOVERN PARTITION LOCATIONS, DIMENSIONS AND TYPES. IN CASE OF CONFLICT, NOTIFY ARCHITECT OR WRITTEN CLARIFICATION PRIOR TO PROCEEDING WITH CONSTRUCTION.

**Legend**

**Consultants**

**Client**

A Mourched & G Mourched
ABN 94 935 668 270

**Architects**

tony owen ptnrs
Level 2
13-15 Queen Street
Chippendale NSW 2008
P 9122 9698 2900
F 9122 9698 3018
E info@tonyowen.com.au

Tony Owen Partners Architects Reg. No 7080

**Project**

Leppington

**Project address**
297 BRINGELLY ROAD,
LEPPINGTON NSW 2179

**Key plan**



**Scale**
1 : 300

**Date**
19/06/26

**Drawing title**
SITE A SOLAR DIAGRAM

**Project no.** 1111 **Drawing no.** A732 **Rev.** A

**Drawing status**
SSD SUBMISSION

17/06/2026 11:41:32 AM

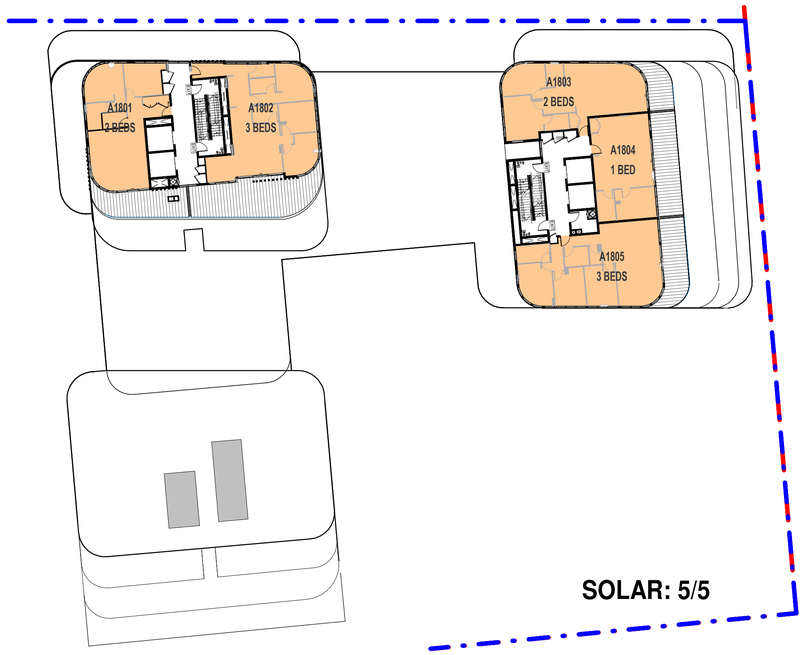


1 SITE A L18

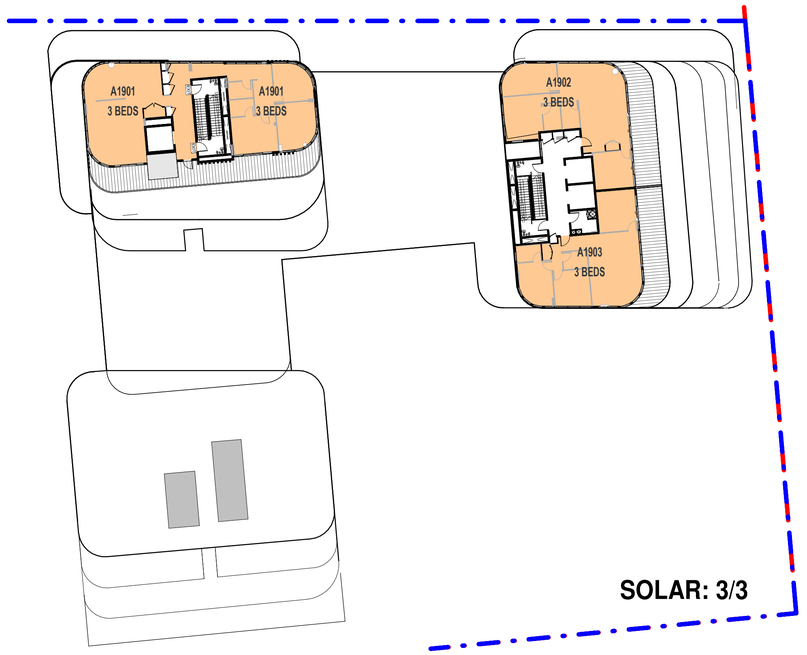


2 SITE A L19

SOLAR BUILDING A CALCULATION

| | 2H SOLAR | NO DIRECT SUN | UNIT COUNT |
|---|---|---|---|
| LEVEL 0 | | | |
| LEVEL 1 | 12 | 4 | 22 |
| LEVEL 2 | 13 | 4 | 22 |
| LEVEL 3 | 14 | 3 | 22 |
| LEVEL 4 | 11 | 3 | 18 |
| LEVEL 5 | 11 | 3 | 18 |
| LEVEL 6 | 13 | 3 | 17 |
| LEVEL 7 | 13 | 3 | 17 |
| LEVEL 8 | 10 | 1 | 13 |
| LEVEL 9 | 10 | 2 | 13 |
| LEVEL 10 | 10 | 2 | 13 |
| LEVEL 11 | 10 | 2 | 13 |
| LEVEL 12 | 10 | 2 | 13 |
| LEVEL 13 | 10 | 2 | 13 |
| LEVEL 14 | 11 | 1 | 13 |
| LEVEL 15 | 8 | 0 | 8 |
| LEVEL 16 | 7 | 0 | 7 |
| LEVEL 17 | 6 | 0 | 6 |
| LEVEL 18 | 5 | 0 | 5 |
| LEVEL 19 | 3 | 0 | 3 |
| TOTAL | 187 | 35 | 256 |

LEGEND

UNIT WITH 2HR SOLAR ACCESS

UNIT WITH NO SOLAR ACCESS

# COMPLIANCE REQUIREMENTS

**SOLAR ACCESS: Objective 4A-1**
To optimise the number of apartments receiving sunlight to habitable rooms, primary windows and private open space

**Design criteria**
1. Living rooms and private open spaces of at least 70% of apartments in a building receive a minimum of 2 hours direct sunlight between 9 am and 3 pm at mid winter in the Sydney Metropolitan Area and in the Newcastle and Wollongong local government areas
3. A maximum of 15% of apartments in a building receive no direct sunlight between 9 am and 3 pm at mid winter

| SITE A UNITS COMPLIANCE SUMMARY | | | | | |
|---|---|---|---|---|---|
| UNIT COUNT | 2H SOLAR | NO DIR SOLAR | 15MIN<SOLAR<2H | 2H % | NO DIR % |
| 256 | 187 | 35 | 34 | 73.0% | 13.7 % |

# COMPLIANCE SUMMARY

## SOLAR

**SITE A:**
SOLAR: 187/256
COMPLIANCE: 73.0% ✓ **(OVERALL COMPLIANT)**

NO DIRECT SUNLIGHT: 35/256
COMPLIANCE: 13.7% ✓ **(OVERALL COMPLIANT)**

# SITE A SOLAR DIAGRAM

| Rev. | Description | By | Date |
|---|---|---|---|
| A | SSD SUBMISSION | TOP | 19/06/26 |

**Disclaimer**
"THESE DRAWINGS ARE PRELIMINARY DRAWINGS AND ARE SUBJECT TO CHANGE WITHOUT NOTICE DURING THE COURSE OF THE PROPOSED DEVELOPMENT AND IN CONSULTATION WITH COUNCIL. SUBMISSION OF THE DRAWINGS DOES NOT CONSTITUTE A REPRESENTATION OR WARRANTY BY THE DEVELOPER OR ITS SERVANTS, AGENTS OR CONTRACTORS THAT THE DRAWINGS ARE FINAL NOR THAT THE PROPOSED DEVELOPMENT WILL TAKE PLACE IN ACCORDANCE WITH THESE DRAWINGS."

BEFORE CARRYING OUT ANY WORK ENSURE THAT THE DRAWINGS USED CARRY THE LATEST AMENDMENT No.

THESE DOCUMENTS AND ANY WORKS EXECUTED AS A RESULT OF THESE DOCUMENTS SHALL BE SUBJECT TO THE COPYRIGHT CONDITIONS SET OUT IN THE CONDITIONS OF ENGAGEMENT. ©

**Notes**
DRAWINGS MADE TO A LARGER SCALE AND THOSE SHOWING PARTICULAR DETAIL OF WORKS SHALL TAKE PRECEDENCE OVER DRAWINGS MADE TO A SMALLER SCALE AND FOR MORE GENERAL PURPOSES.
WHERE ANY DISCREPANCY EXISTS BETWEEN FIGURED AND SCALED DIMENSIONS, THE FIGURED DIMENSIONS SHALL PREVAIL.

BUILDER TO CHECK ALL SITE DIMENSIONS PRIOR TO FABRICATION OF FITMENTS.
ALL WORK SHOULD COMPLY WITH RELEVANT AUSTRALIAN STANDARDS AND BUILDING CODE OF AUSTRALIA (BCA).

ALL WORK SHALL CONFORM TO THE CONTRACT DOCUMENTS WHICH INCLUDE SPECIFICATIONS, THE DRAWINGS, ALL ADDENDUMS, FINISHES, SCHEDULES AND MODIFICATIONS ISSUED BY THE ARCHITECT.

THE GENERAL CONTRACTOR SHALL REVIEW ALL DOCUMENTS AND VERIFY ALL DIMENSIONS AND FIELD CONDITIONS AND SHALL CONFIRM THAT WORK IS BUILDABLE AS SHOWN. ANY CONFLICTS OR OMISSIONS, ETC., SHALL BE IMMEDIATELY REPORTED TO THE ARCHITECT FOR CLARIFICATION PRIOR TO THE PERFORMANCE OF ANY WORK IN QUESTION.

ALL THE CONSTRUCTION DRAWINGS SHALL BE READ IN CONJUNCTION W ALL CONSULTANTS AND CONTRACTOR DRAWINGS, SCHEDULES AND SPECIFICATIONS. IN CASE OF CONFLICT BETWEEN ARCHITECTS AND CONSULTANTS DRAWINGS IN LOCATING STRUCTURAL ELEMENTS, MATERIALS / EQUIPMENT, THE ARCHITECT SHALL BE NOTIFIED FOR CLARIFICATION PRIOR TO PROCEEDING WITH CONSTRUCTION.

DO NOT SCALE DRAWINGS. WRITTEN DIMENSIONS GOVERN PARTITION LOCATIONS, DIMENSIONS AND TYPES. IN CASE OF CONFLICT, NOTIFY ARCHITECT OR WRITTEN CLARIFICATION PRIOR TO PROCEEDING WITH CONSTRUCTION.

**Legend**

**Consultants**

**Client**
A Mourched & G Mourched
ABN 94 935 668 270

**Architects**
tony owen ptnrs
Tony Owen Partners Architects Reg. No 7080
Level 2
13-15 Queen Street
Chippendale NSW 2008
P 9122 9698 2900
F 9122 9698 2918
E info@tonyowen.com.au

**Project**
Leppington

**Project address**
297 BRINGELLY ROAD,
LEPPINGTON NSW 2179

**Key plan**

**Scale** 1 : 300
**Date** 19/06/26
**Drawing title** SITE A SOLAR DIAGRAM
**Project no.** 1111 **Drawing no.** A733 **Rev.** A
**Drawn** TL
**Drawing status** SSD SUBMISSION

17/06/2026 11:41:36 AM

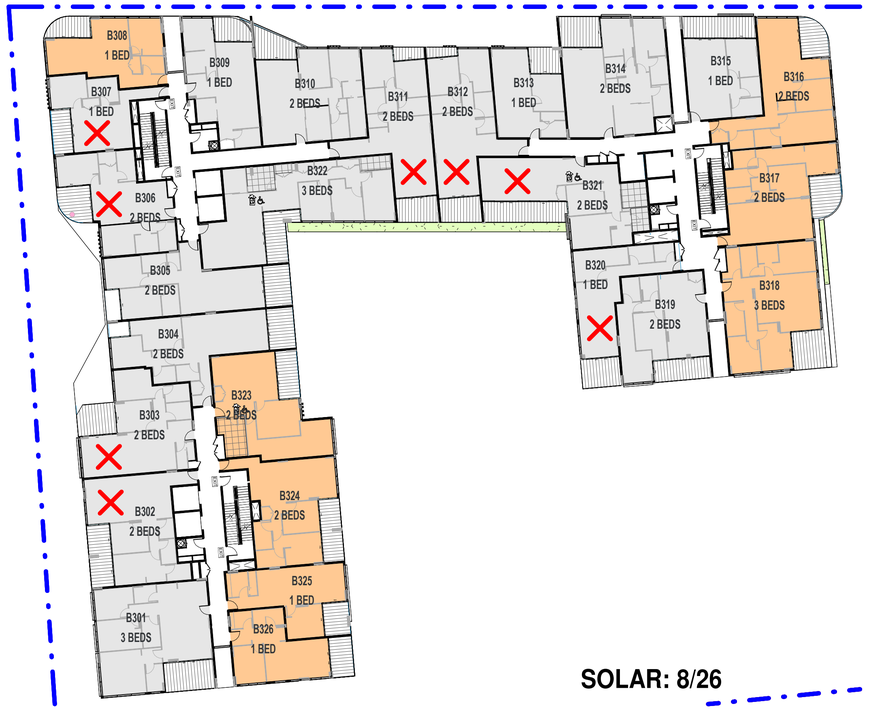


1 SITE B L3

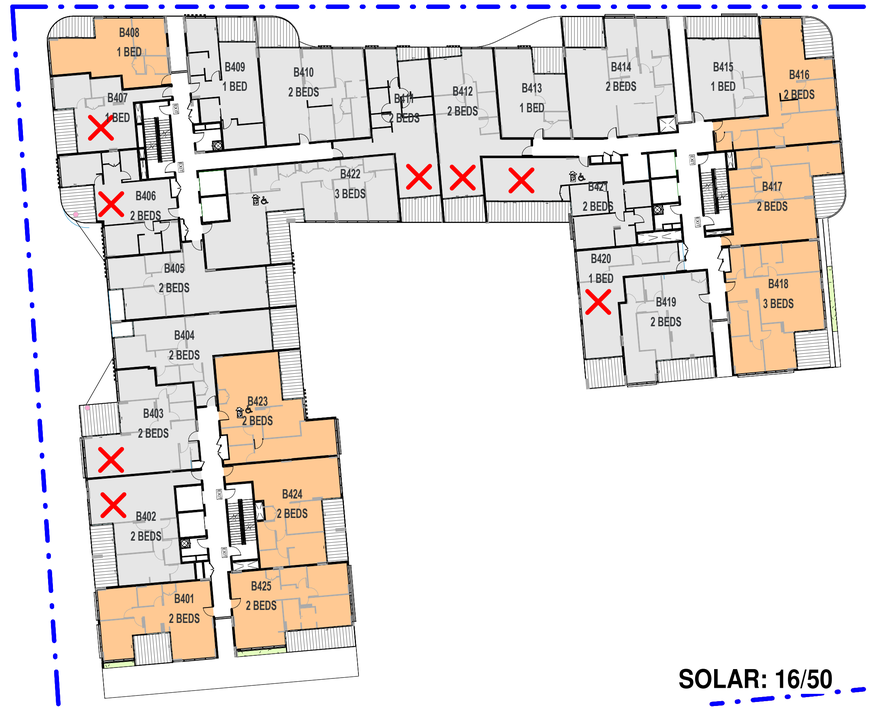


2 SITE B L4-L5

SOLAR BUILDING B CALCULATION

| | 2H SOLAR | NO DIRECT SUN | UNIT COUNT |
|---|---|---|---|
| LEVEL 0 | | | |
| LEVEL 1 | | | |
| LEVEL 2 | | | |
| LEVEL 3 | 8 | 8 | 26 |
| LEVEL 4 | 8 | 8 | 25 |
| LEVEL 5 | 8 | 8 | 25 |
| LEVEL 6 | 14 | 7 | 23 |
| LEVEL 7 | 15 | 7 | 23 |
| LEVEL 8 | 13 | 1 | 17 |
| LEVEL 9 | 15 | 1 | 17 |
| LEVEL 10 | 15 | 1 | 17 |
| LEVEL 11 | 15 | 1 | 17 |
| LEVEL 12 | 15 | 1 | 17 |
| LEVEL 13 | 15 | 1 | 17 |
| LEVEL 14 | 15 | 1 | 17 |
| LEVEL 15 | 14 | 1 | 16 |
| LEVEL 16 | 13 | 0 | 14 |
| LEVEL 17 | 12 | 0 | 12 |
| LEVEL 18 | 6 | 0 | 6 |
| LEVEL 19 | 4 | 0 | 4 |
| TOTAL | 205 | 46 | 293 |

LEGEND

UNIT WITH 2HR SOLAR ACCESS

UNIT WITH NO SOLAR ACCESS

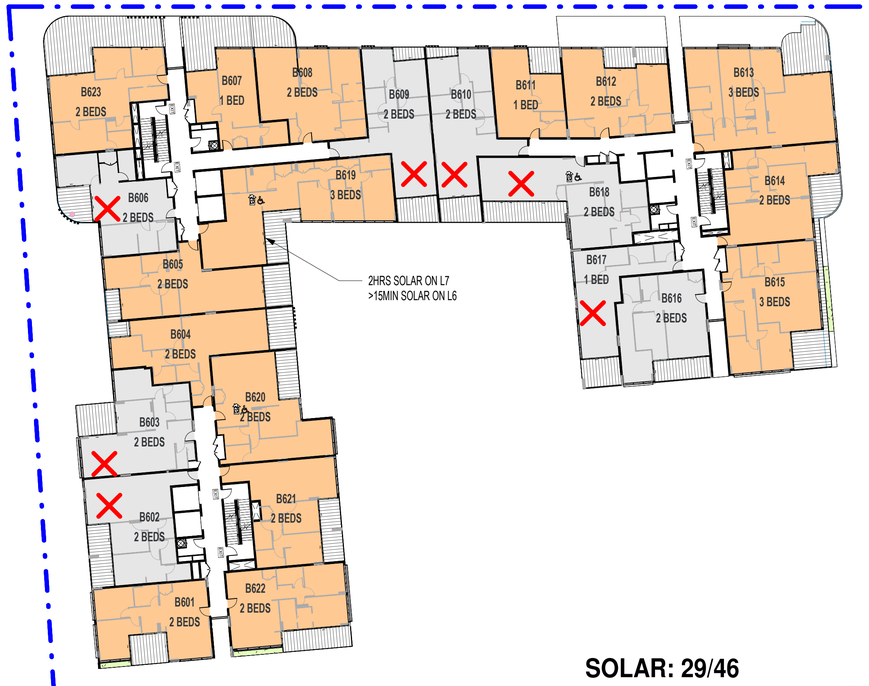


3 SITE B L6-L7

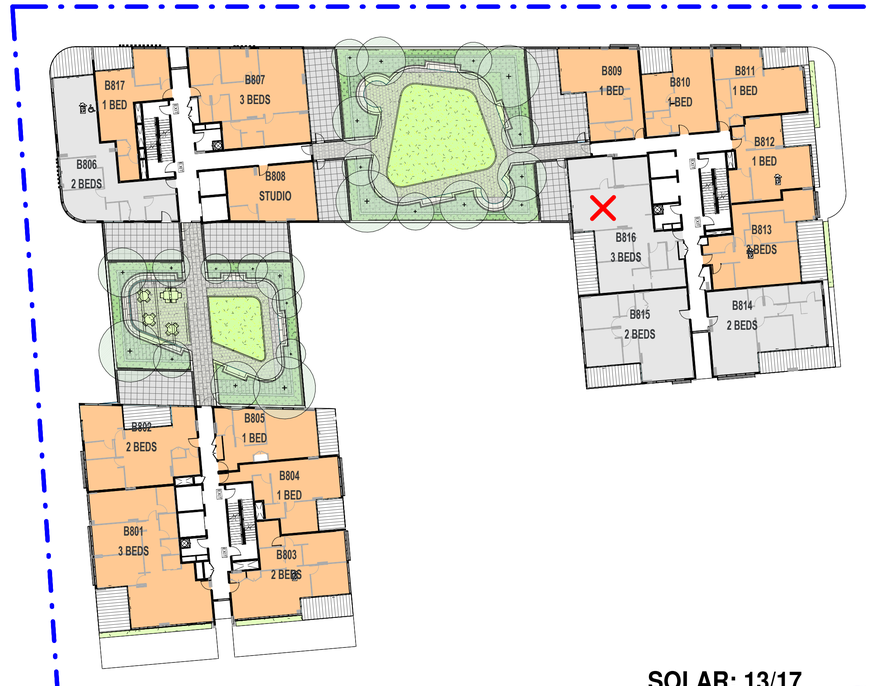


4 SITE B L8

# SITE B SOLAR DIAGRAM

| Rev. | Description | By | Date |
|---|---|---|---|
| A | SSD SUBMISSION | TOP | 19/06/26 |

**Disclaimer**

"THESE DRAWINGS ARE PRELIMINARY DRAWINGS AND ARE SUBJECT TO CHANGE WITHOUT NOTICE DURING THE COURSE OF THE PROPOSED DEVELOPMENT AND IN CONSULTATION WITH COUNCIL. SUBMISSION OF THE DRAWINGS DOES NOT CONSTITUTE A REPRESENTATION OR WARRANTY BY THE DEVELOPER OR ITS SERVANTS, AGENTS OR CONTRACTORS THAT THE DRAWINGS ARE FINAL NOR THAT THE PROPOSED DEVELOPMENT WILL TAKE PLACE IN ACCORDANCE WITH THESE DRAWINGS."

BEFORE CARRYING OUT ANY WORK ENSURE THAT THE DRAWINGS USED CARRY THE LATEST AMENDMENT No.

THESE DOCUMENTS AND ANY WORKS EXECUTED AS A RESULT OF THESE DOCUMENTS SHALL BE SUBJECT TO THE COPYRIGHT CONDITIONS SET OUT IN THE CONDITIONS OF ENGAGEMENT. ©

**Notes**

DRAWINGS MADE TO A LARGER SCALE AND THOSE SHOWING PARTICULAR DETAIL OF WORKS SHALL TAKE PRECEDENCE OVER DRAWINGS MADE TO A SMALLER SCALE AND FOR MORE GENERAL PURPOSES.

IN THE CASE OF DISCREPANCY EXISTS BETWEEN FIGURED AND SCALED DIMENSIONS, THE FIGURED DIMENSIONS SHALL PREVAIL.

BUILDER TO CHECK ALL SITE DIMENSIONS PRIOR TO FABRICATION OF FITMENTS

ALL WORK SHOULD COMPLY WITH RELEVANT AUSTRALIAN STANDARDS AND BUILDING CODE OF AUSTRALIA (BCA).

ALL WORK SHALL CONFORM TO THE CONTRACT DOCUMENTS WHICH INCLUDE SPECIFICATIONS, THE DRAWINGS, ALL ADDENDUMS, FINISHES, SCHEDULES AND MODIFICATIONS ISSUED BY THE ARCHITECT.

THE GENERAL CONTRACTOR SHALL REVIEW ALL DOCUMENTS AND VERIFY ALL DIMENSIONS AND FIELD CONDITIONS AND SHALL CONFIRM THAT WORK IS BUILDABLE AS SHOWN. ANY CONFLICTS OR OMISSIONS, ETC., SHALL BE IMMEDIATELY REPORTED TO THE ARCHITECT FOR CLARIFICATION PRIOR TO THE PERFORMANCE OF ANY WORK IN QUESTION.

ALL THE CONSTRUCTION DRAWINGS SHALL BE READ IN CONJUNCTION W ALL CONSULTANTS AND CONTRACTOR DRAWINGS, SCHEDULES AND SPECIFICATIONS. IN CASE OF CONFLICT BETWEEN ARCHITECTS AND CONSULTANTS DRAWINGS IN LOCATING STRUCTURAL ELEMENTS, MATERIALS / EQUIPMENT. THE ARCHITECT SHALL BE NOTIFIED FOR CLARIFICATION PRIOR TO PROCEEDING WITH CONSTRUCTION.

DO NOT SCALE DRAWINGS. WRITTEN DIMENSIONS GOVERN PARTITION LOCATIONS, DIMENSIONS AND TYPES. IN CASE OF CONFLICT, NOTIFY ARCHITECT OR WRITTEN CLARIFICATION PRIOR TO PROCEEDING WITH CONSTRUCTION.

**Legend**

**Consultants**

**Client**

A Mourched & G Mourched
ABN 94 935 668 270

**Architects**

tony owen ptnrs
Tony Owen Partners Architects
Level 2
13-16 Queen Street
Chippendale NSW 2008
P 9122 9698 2900
F 9122 9698 2910
E info@tonyowen.com.au
Reg. No 7080

**Project**

Leppington

**Project address**

297 BRINGELLY ROAD,
LEPPINGTON NSW 2179

**Key plan**



| Scale | Date |
|---|---|
| 1 : 300 | 19/06/26 |

Drawing title
SITE B SOLAR DIAGRAM

| Project no. 1111 | Drawing no. | Rev. |
|---|---|---|
| Drawn TL | A734 | A |

Drawing status
SSD SUBMISSION

17/06/2026 11:41:46 AM

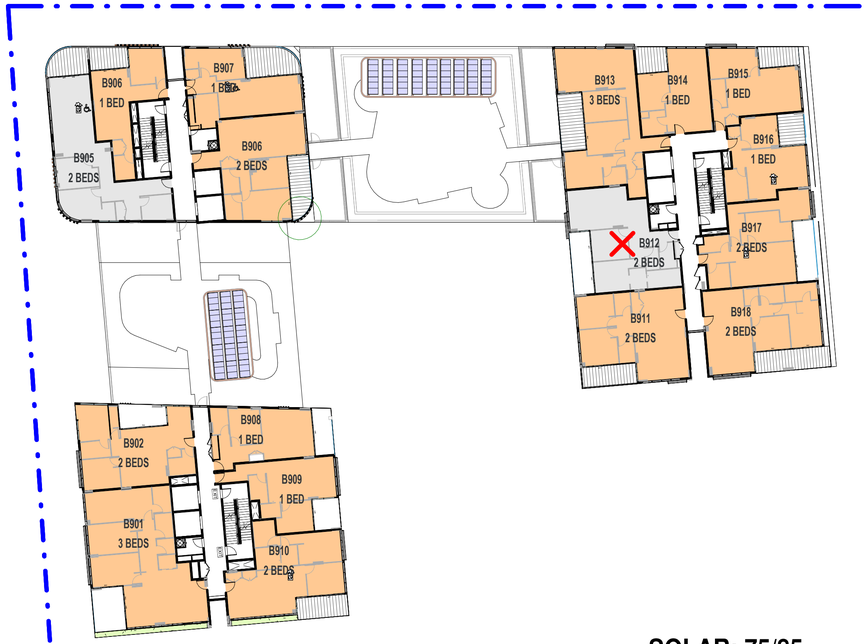


SOLAR: 75/85

1 SITE B L9-L13

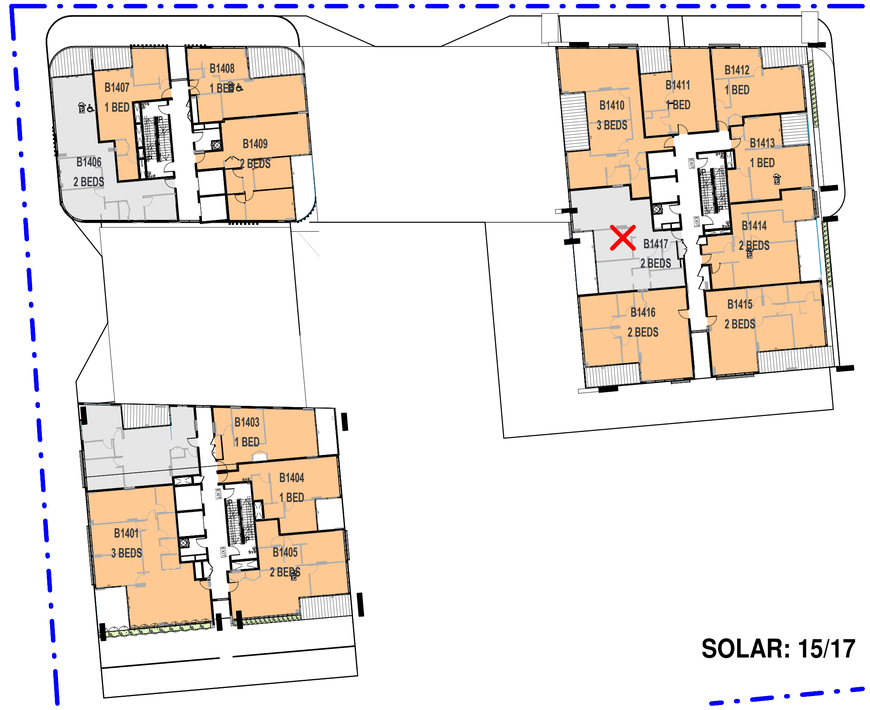


SOLAR: 15/17

2 SITE B L14

SOLAR BUILDING B CALCULATION

| | 2H SOLAR | NO DIRECT SUN | UNIT COUNT |
|---|---|---|---|
| LEVEL 0 | | | |
| LEVEL 1 | | | |
| LEVEL 2 | | | |
| LEVEL 3 | 8 | 8 | 26 |
| LEVEL 4 | 8 | 8 | 25 |
| LEVEL 5 | 8 | 8 | 25 |
| LEVEL 6 | 14 | 7 | 23 |
| LEVEL 7 | 15 | 7 | 23 |
| LEVEL 8 | 13 | 1 | 17 |
| LEVEL 9 | 15 | 1 | 17 |
| LEVEL 10 | 15 | 1 | 17 |
| LEVEL 11 | 15 | 1 | 17 |
| LEVEL 12 | 15 | 1 | 17 |
| LEVEL 13 | 15 | 1 | 17 |
| LEVEL 14 | 15 | 1 | 17 |
| LEVEL 15 | 14 | 1 | 16 |
| LEVEL 16 | 13 | 0 | 14 |
| LEVEL 17 | 12 | 0 | 12 |
| LEVEL 18 | 6 | 0 | 6 |
| LEVEL 19 | 4 | 0 | 4 |
| TOTAL | 205 | 46 | 293 |

LEGEND

UNIT WITH 2HR SOLAR ACCESS

UNIT WITH NO SOLAR ACCESS

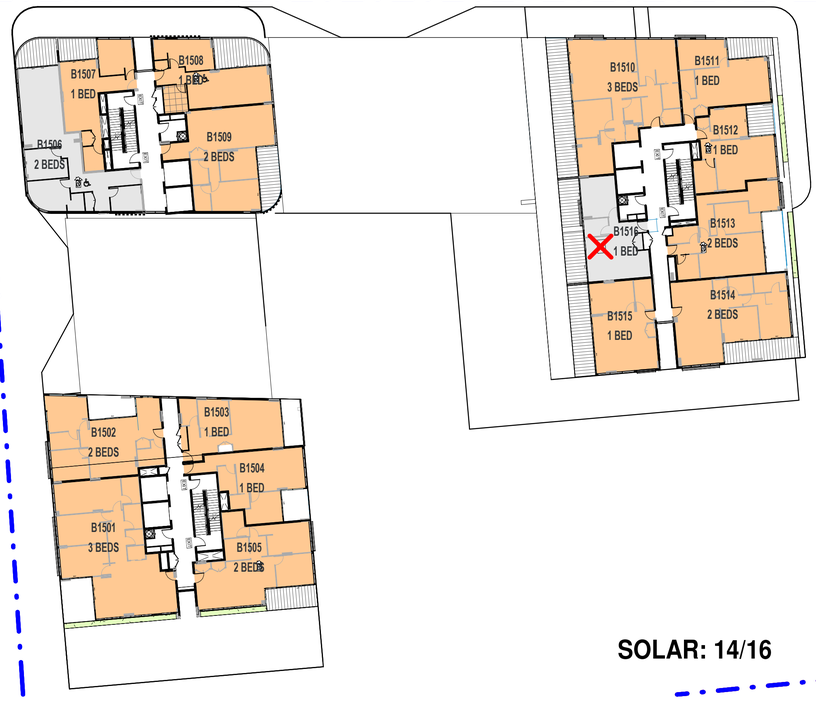


SOLAR: 14/16

3 SITE B L15

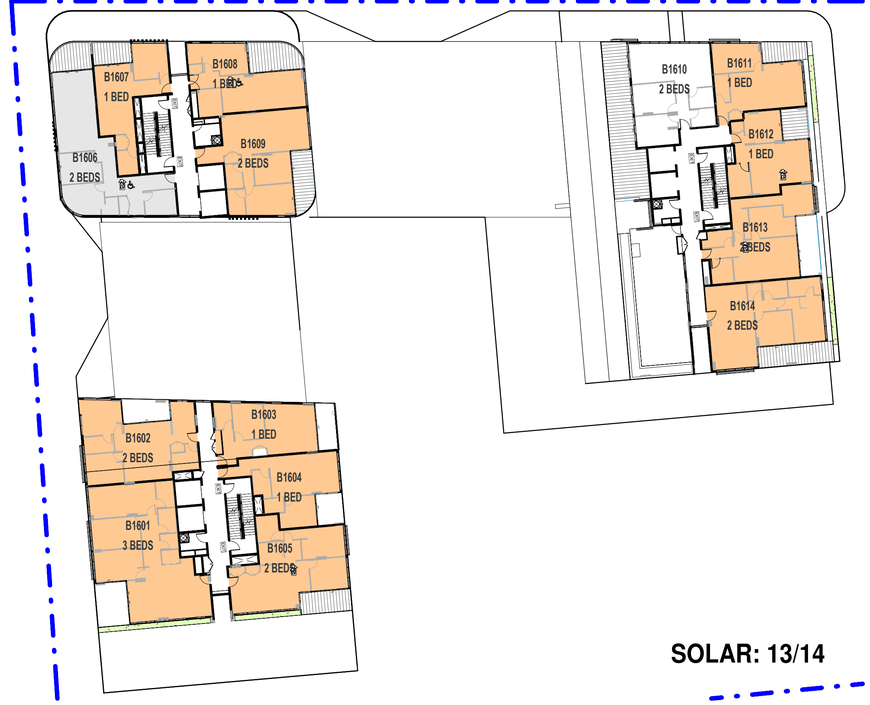


SOLAR: 13/14

4 SITE B L16

# SITE B SOLAR DIAGRAM

| Rev. | Description | By | Date |
|---|---|---|---|
| A | SSD SUBMISSION | TOP | 19/06/26 |

**Disclaimer**

THESE DRAWINGS ARE PRELIMINARY DRAWINGS AND ARE SUBJECT TO CHANGE WITHOUT NOTICE DURING THE COURSE OF THE PROPOSED DEVELOPMENT AND IN CONSULTATION WITH COUNCIL. SUBMISSION OF THE DRAWINGS DOES NOT CONSTITUTE A REPRESENTATION OR WARRANTY BY THE DEVELOPER OR ITS SERVANTS, AGENTS OR CONTRACTORS THAT THE DRAWINGS ARE FINAL NOR THAT THE PROPOSED DEVELOPMENT WILL TAKE PLACE IN ACCORDANCE WITH THESE DRAWINGS.

BEFORE CARRYING OUT ANY WORK ENSURE THAT THE DRAWINGS USED CARRY THE LATEST AMENDMENT No.

THESE DOCUMENTS AND ANY WORKS EXECUTED AS A RESULT OF THESE DOCUMENTS SHALL BE SUBJECT TO THE COPYRIGHT CONDITIONS SET OUT IN THE CONDITIONS OF ENGAGEMENT. ©

**Notes**

DRAWINGS MADE TO A LARGER SCALE AND THOSE SHOWING PARTICULAR DETAIL OF WORKS SHALL TAKE PRECEDENCE OVER DRAWINGS MADE TO A SMALLER SCALE AND FOR MORE GENERAL PURPOSES.

WHERE ANY DISCREPANCY EXISTS BETWEEN FIGURED AND SCALED DIMENSIONS, THE FIGURED DIMENSIONS SHALL PREVAIL.

BUILDER TO CHECK ALL SITE DIMENSIONS PRIOR TO FABRICATION OF FITMENTS.

ALL WORK SHALL COMPLY WITH RELEVANT AUSTRALIAN STANDARDS AND BUILDING CODE OF AUSTRALIA (BCA).

ALL WORK SHALL CONFORM TO THE CONTRACT DOCUMENTS WHICH INCLUDE SPECIFICATIONS, THE DRAWINGS, ALL ADDENDUMS, FINISHES, SCHEDULES AND MODIFICATIONS ISSUED BY THE ARCHITECT.

THE GENERAL CONTRACTOR SHALL REVIEW ALL DOCUMENTS AND VERIFY ALL DIMENSIONS AND FIELD CONDITIONS AND SHALL CONFIRM THAT WORK IS BUILDABLE AS SHOWN. ANY CONFLICTS OR OMISSIONS, ETC., SHALL BE IMMEDIATELY REPORTED TO THE ARCHITECT FOR CLARIFICATION PRIOR TO THE PERFORMANCE OF ANY WORK IN QUESTION.

ALL THE CONSTRUCTION DRAWINGS SHALL BE READ IN CONJUNCTION W/ ALL CONSULTANTS AND CONTRACTOR DRAWINGS, SCHEDULES AND SPECIFICATIONS. IN CASE OF CONFLICT BETWEEN ARCHITECTS AND CONSULTANTS DRAWINGS IN LOCATING STRUCTURAL ELEMENTS, MATERIALS / EQUIPMENT, THE ARCHITECT SHALL BE NOTIFIED FOR CLARIFICATION PRIOR TO PROCEEDING WITH CONSTRUCTION.

DO NOT SCALE DRAWINGS. WRITTEN DIMENSIONS GOVERN PARTITION LOCATIONS, DIMENSIONS AND TYPES. IN CASE OF CONFLICT, NOTIFY ARCHITECT OR WRITTEN CLARIFICATION PRIOR TO PROCEEDING WITH CONSTRUCTION.

**Legend**

**Consultants**

**Client**

A Mourched & G Mourched
ABN 94 935 668 270

**Architects**

tony owen ptnrs
Tony Owen Partners Architects Reg. No 7080
Level 2
15-19 Queen Street
Chippendale NSW 2008
P 9122 9698 2900
F 9122 9698 2918
E info@tonyowen.com.au

**Project**

Leppington

**Project address**
297 BRINGELLY ROAD,
LEPPINGTON NSW 2179

**Key plan**



**Scale**
1 : 300

**Date**
19/06/26

**Drawing title**
SITE B SOLAR DIAGRAM

**Project no.** 1111 **Drawing no.** A735 **Rev.** A

**Drawn** TL

**Drawing status**
SSD SUBMISSION

17/06/2026 11:41:59 AM

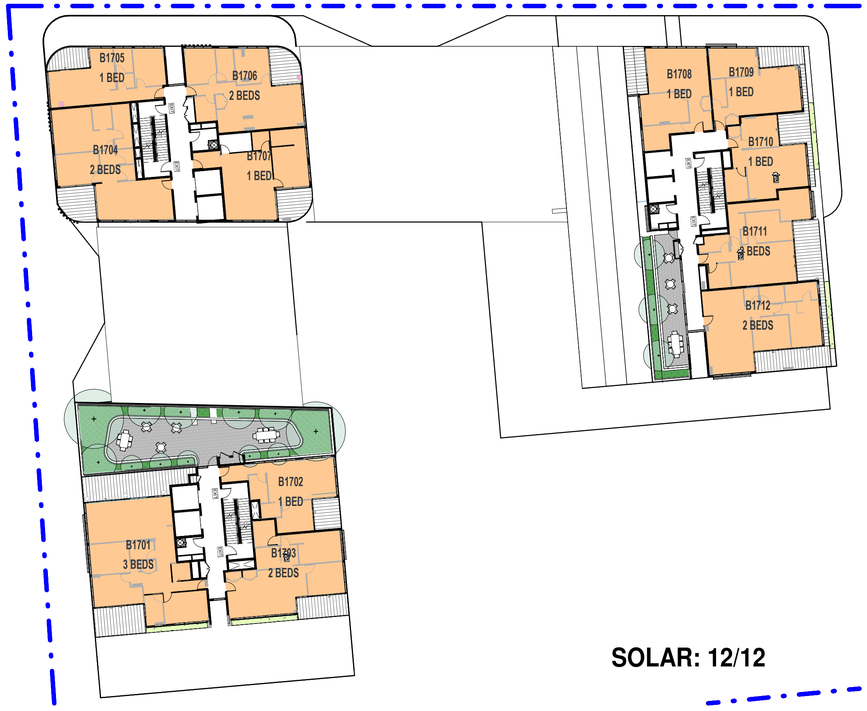


1 SITE B L17

**SOLAR: 12/12**

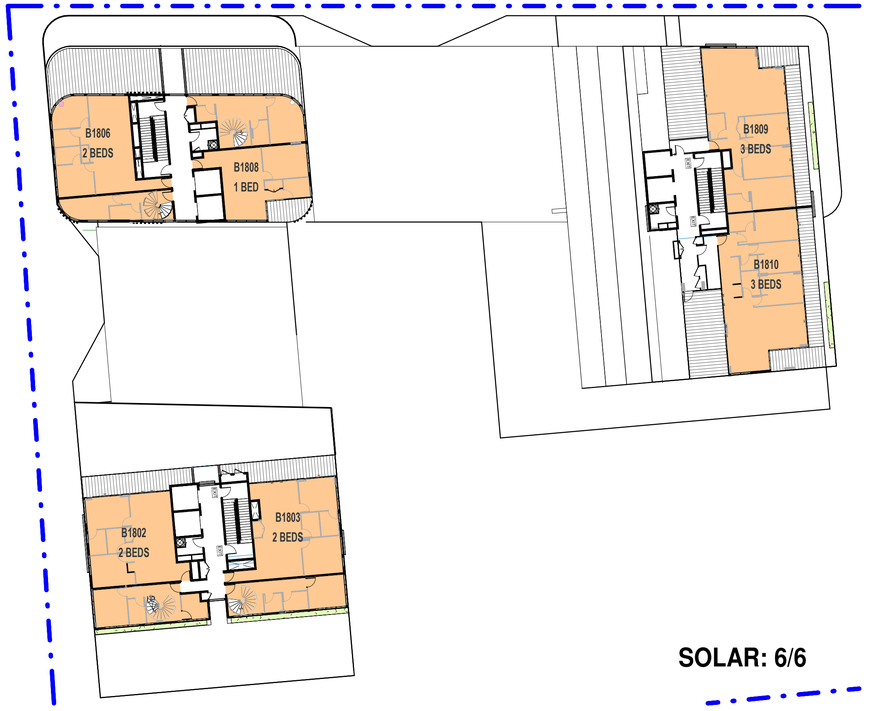


2 SITE B L18

**SOLAR: 6/6**

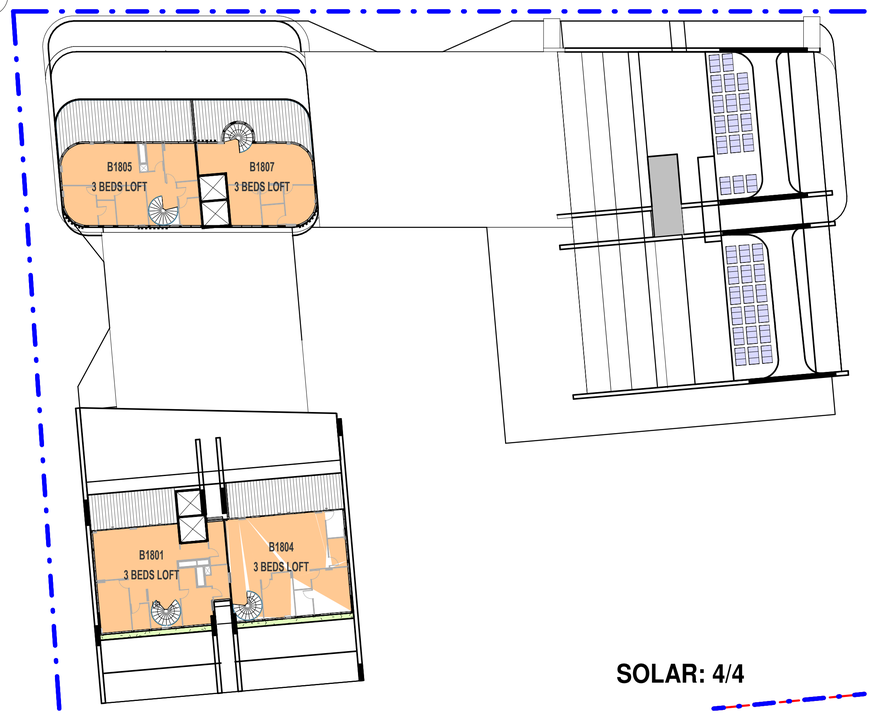


3 SITE B L19

**SOLAR: 4/4**

SOLAR BUILDING B CALCULATION

| | 2H SOLAR | NO DIRECT SUN | UNIT COUNT |
|---|---|---|---|
| LEVEL 0 | | | |
| LEVEL 1 | | | |
| LEVEL 2 | | | |
| LEVEL 3 | 8 | 8 | 26 |
| LEVEL 4 | 8 | 8 | 25 |
| LEVEL 5 | 8 | 8 | 25 |
| LEVEL 6 | 14 | 7 | 23 |
| LEVEL 7 | 15 | 7 | 23 |
| LEVEL 8 | 13 | 1 | 17 |
| LEVEL 9 | 15 | 1 | 17 |
| LEVEL 10 | 15 | 1 | 17 |
| LEVEL 11 | 15 | 1 | 17 |
| LEVEL 12 | 15 | 1 | 17 |
| LEVEL 13 | 15 | 1 | 17 |
| LEVEL 14 | 15 | 1 | 17 |
| LEVEL 15 | 14 | 1 | 16 |
| LEVEL 16 | 13 | 0 | 14 |
| LEVEL 17 | 12 | 0 | 12 |
| LEVEL 18 | 6 | 0 | 6 |
| LEVEL 19 | 4 | 0 | 4 |
| TOTAL | 205 | 46 | 293 |

LEGEND

UNIT WITH 2HR SOLAR ACCESS

UNIT WITH NO SOLAR ACCESS

## COMPLIANCE REQUIREMENTS

**SOLAR ACCESS: Objective 4A-1**
To optimise the number of apartments receiving sunlight to habitable rooms, primary windows and private open space

**Design criteria**
1. Living rooms and private open spaces of at least 70% of apartments in a building receive a minimum of 2 hours direct sunlight between 9 am and 3 pm at mid winter in the Sydney Metropolitan Area and in the Newcastle and Wollongong local government areas
3. A maximum of 15% of apartments in a building receive no direct sunlight between 9 am and 3 pm at mid winter

| SITE B UNITS COMPLIANCE SUMMARY | | | | | |
|---|---|---|---|---|---|
| UNIT COUNT | 2H SOLAR | NO DIR SOLAR | 15MIN<SOLAR<2H | 2H % | NO DIR % |
| 293 | 205 | 46 | 42 | 70.0% | 15.7 % |

## COMPLIANCE SUMMARY

**SOLAR**

**SITE B:**
SOLAR: 205/293
COMPLIANCE: 70.0% ✓ **(OVERALL COMPLIANT)**

NO DIRECT SUNLIGHT: 46/293
COMPLIANCE: 15.7% ✓ **(OVERALL COMPLIANT)**

# SITE B SOLAR DIAGRAM

| Rev. | Description | By | Date |
|---|---|---|---|
| A | SSD SUBMISSION | TOP | 19/06/26 |

**Disclaimer**
THESE DRAWINGS ARE PRELIMINARY DRAWINGS AND ARE SUBJECT TO CHANGE WITHOUT NOTICE DURING THE COURSE OF THE PROPOSED DEVELOPMENT AND IN CONSULTATION WITH COUNCIL. SUBMISSION OF THE DRAWINGS DOES NOT CONSTITUTE A REPRESENTATION OR WARRANTY BY THE DEVELOPER OR ITS SERVANTS, AGENTS OR CONTRACTORS THAT THE DRAWINGS ARE FINAL NOR THAT THE PROPOSED DEVELOPMENT WILL TAKE PLACE IN ACCORDANCE WITH THESE DRAWINGS.

BEFORE CARRYING OUT ANY WORK ENSURE THAT THE DRAWINGS USED CARRY THE LATEST AMENDMENT No.

THESE DOCUMENTS AND ANY WORKS EXECUTED AS A RESULT OF THESE DOCUMENTS SHALL BE SUBJECT TO THE COPYRIGHT CONDITIONS SET OUT IN THE CONDITIONS OF ENGAGEMENT. ©

**Notes**
DRAWINGS MADE TO A LARGER SCALE AND THOSE SHOWING PARTICULAR DETAIL OF WORKS SHALL TAKE PRECEDENCE OVER DRAWINGS MADE TO A SMALLER SCALE AND FOR MORE GENERAL PURPOSES.
WHERE ANY DISCREPANCY EXISTS BETWEEN FIGURED AND SCALED DIMENSIONS, THE FIGURED DIMENSIONS SHALL PREVAIL.

BUILDER TO CHECK ALL SITE DIMENSIONS PRIOR TO FABRICATION OF FITMENTS.
ALL WORK SHOULD COMPLY WITH RELEVANT AUSTRALIAN STANDARDS AND BUILDING CODE OF AUSTRALIA (BCA).

ALL WORK SHALL CONFORM TO THE CONTRACT DOCUMENTS WHICH INCLUDE SPECIFICATIONS, THE DRAWINGS, ALL ADDENDUMS, FINISHES, SCHEDULES AND MODIFICATIONS ISSUED BY THE ARCHITECT.

THE GENERAL CONTRACTOR SHALL REVIEW ALL DOCUMENTS AND VERIFY ALL DIMENSIONS AND FIELD CONDITIONS AND SHALL CONFIRM THAT WORK IS BUILDABLE AS SHOWN. ANY CONFLICTS OR OMISSIONS, ETC., SHALL BE IMMEDIATELY REPORTED TO THE ARCHITECT FOR CLARIFICATION PRIOR TO THE PERFORMANCE OF ANY WORK IN QUESTION.

ALL THE CONSTRUCTION DRAWINGS SHALL BE READ IN CONJUNCTION W/ ALL CONSULTANTS AND CONTRACTOR DRAWINGS, SCHEDULES AND SPECIFICATIONS. IN CASE OF CONFLICT BETWEEN ARCHITECTS AND CONSULTANTS DRAWINGS IN LOCATING STRUCTURAL ELEMENTS, MATERIALS / EQUIPMENT, THE ARCHITECT SHALL BE NOTIFIED FOR CLARIFICATION PRIOR TO PROCEEDING WITH CONSTRUCTION.

DO NOT SCALE DRAWINGS. WRITTEN DIMENSIONS GOVERN PARTITION LOCATIONS, DIMENSIONS AND TYPES. IN CASE OF CONFLICT, NOTIFY ARCHITECT OR WRITTEN CLARIFICATION PRIOR TO PROCEEDING WITH CONSTRUCTION.

**Legend**

**Consultants**

**Client**
A Mourched & G Mourched
ABN 94 935 668 270

**Architects**
tony owen ptnrs
Level 2
15-19 Gowen Street
Chippendale NSW 2008
P 9122 9698 2900
F 9122 9698 2918
E info@towpart.com.au
Tony Owen Partners Architects Reg. No 7080

**Project**
Leppington

**Project address**
297 BRINGELLY ROAD,
LEPPINGTON NSW 2179

**Key plan**



| Scale | Date |
|---|---|
| 1 : 300 | 19/06/26 |

Drawing title
SITE B SOLAR DIAGRAM

| Project no. 1111 | Drawing no. | Rev. |
|---|---|---|
| Drawn TL | A736 | A |

Drawing status
SSD SUBMISSION

17/06/2026 11:42:00 AM

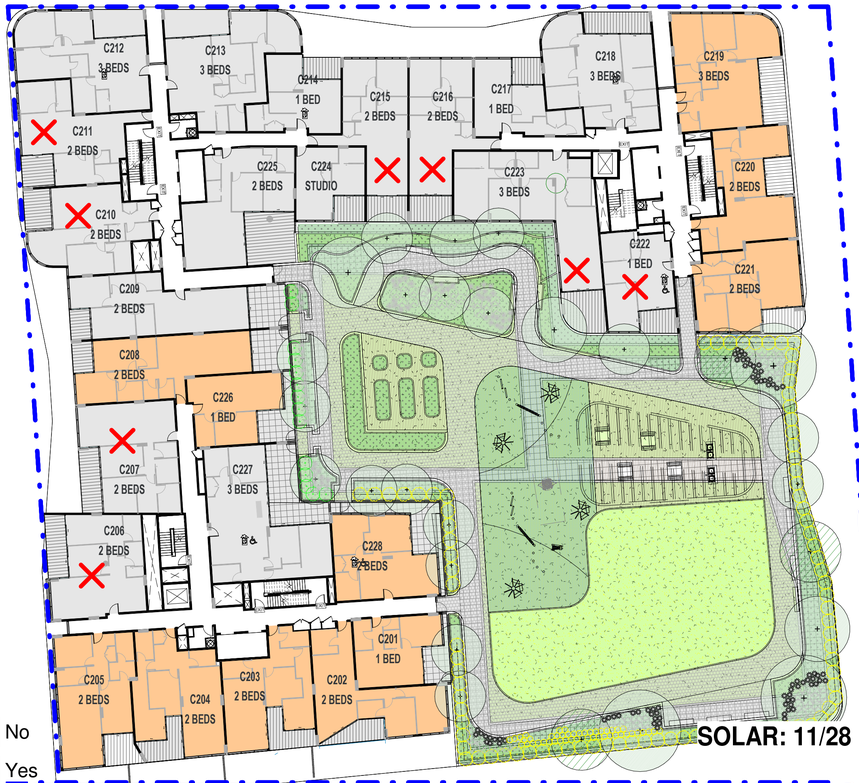


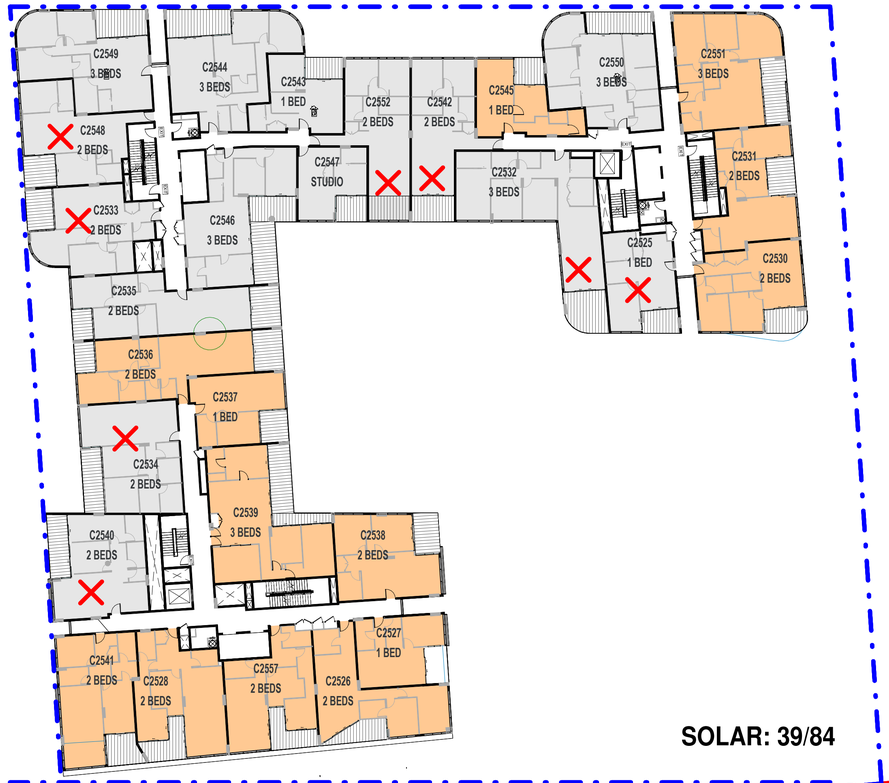


No

Yes

1 SITE C L2

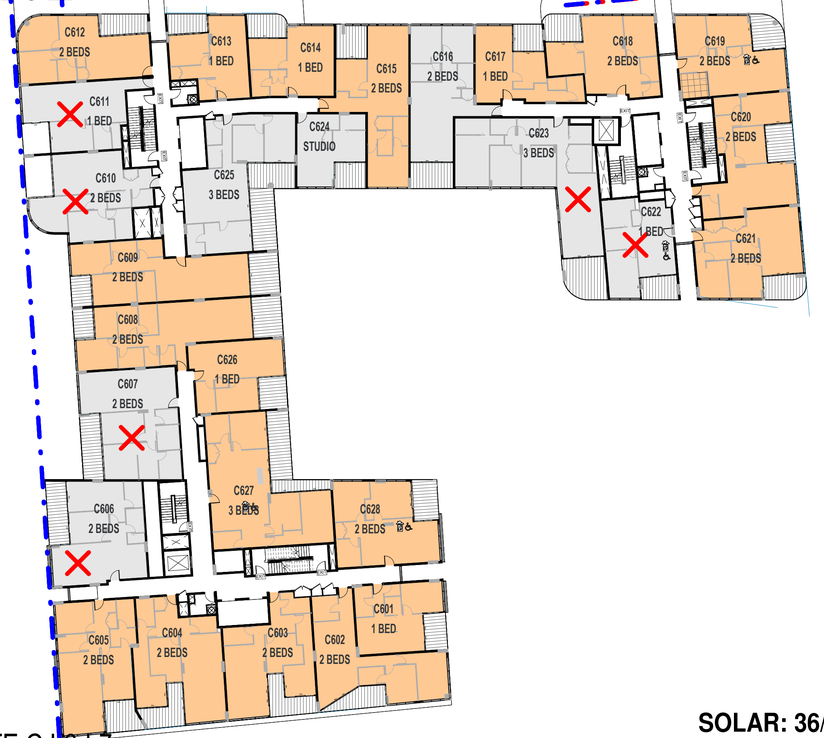


2 SITE C L3-L5

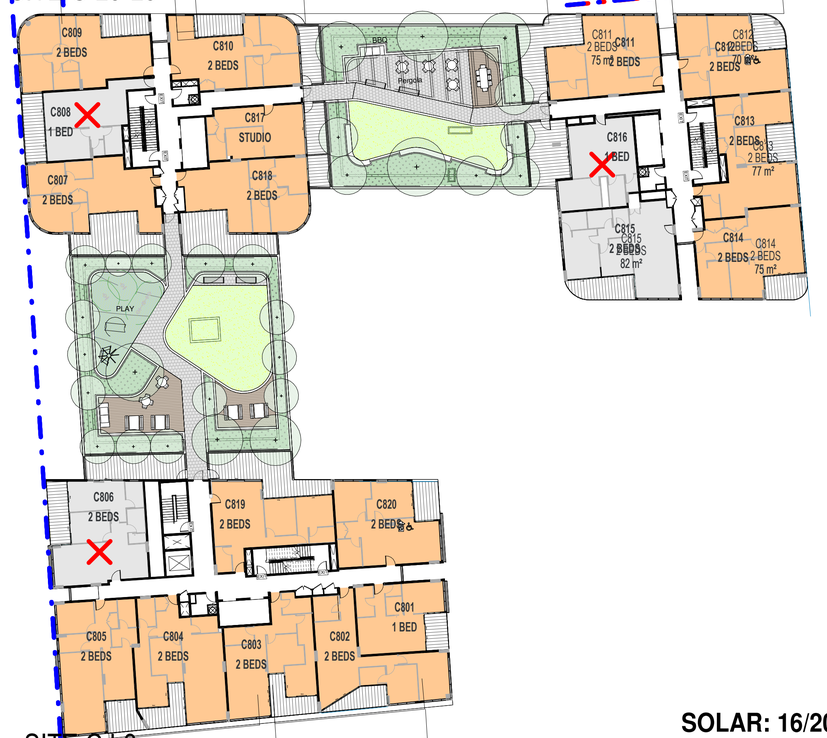


3 SITE C L6-L7

4 SITE C L8

SOLAR BUILDING C CALCULATION

| | 2H SOLAR | NO DIRECT SUN | UNIT COUNT |
|---|---|---|---|
| LEVEL 0 | | | |
| LEVEL 1 | | | |
| LEVEL 2 | 11 | 8 | 28 |
| LEVEL 3 | 13 | 8 | 28 |
| LEVEL 4 | 13 | 8 | 28 |
| LEVEL 5 | 13 | 8 | 28 |
| LEVEL 6 | 18 | 6 | 28 |
| LEVEL 7 | 18 | 6 | 28 |
| LEVEL 8 | 16 | 3 | 20 |
| LEVEL 9 | 15 | 2 | 20 |
| LEVEL 10 | 16 | 2 | 20 |
| LEVEL 11 | 17 | 2 | 20 |
| LEVEL 12 | 17 | 2 | 20 |
| LEVEL 13 | 18 | 2 | 20 |
| LEVEL 14 | 18 | 2 | 20 |
| LEVEL 15 | 18 | 2 | 20 |
| LEVEL 16 | 18 | 2 | 20 |
| LEVEL 17 | 17 | 2 | 19 |
| LEVEL 18 | 16 | 2 | 18 |
| LEVEL 19 | 14 | 1 | 15 |
| LEVEL 20 | 11 | 1 | 12 |
| LEVEL 21 | 5 | 0 | 5 |
| TOTAL | 302 | 69 | 417 |

LEGEND

UNIT WITH 2HR SOLAR ACCESS

UNIT WITH NO SOLAR ACCESS

# SITE C SOLAR DIAGRAM

| Rev. | Description | By | Date |
|---|---|---|---|
| A | SSD SUBMISSION | TOP | 19/06/26 |

**Disclaimer**

"THESE DRAWINGS ARE PRELIMINARY DRAWINGS AND ARE SUBJECT TO CHANGE WITHOUT NOTICE DURING THE COURSE OF THE PROPOSED DEVELOPMENT AND IN CONSULTATION WITH COUNCIL. SUBMISSION OF THE DRAWINGS DOES NOT CONSTITUTE A REPRESENTATION OR WARRANTY BY THE DEVELOPER OR ITS SERVANTS, AGENTS OR CONTRACTORS THAT THE DRAWINGS ARE FINAL NOR THAT THE PROPOSED DEVELOPMENT WILL TAKE PLACE IN ACCORDANCE WITH THESE DRAWINGS."

BEFORE CARRYING OUT ANY WORK ENSURE THAT THE DRAWINGS USED CARRY THE LATEST AMENDMENT No.

THESE DOCUMENTS AND ANY WORKS EXECUTED AS A RESULT OF THESE DOCUMENTS SHALL BE SUBJECT TO THE COPYRIGHT CONDITIONS SET OUT IN THE CONDITIONS OF ENGAGEMENT. ©

**Notes**

DRAWINGS MADE TO A LARGER SCALE AND THOSE SHOWING PARTICULAR DETAIL OF WORKS SHALL TAKE PRECEDENCE OVER DRAWINGS MADE TO A SMALLER SCALE AND FOR MORE GENERAL PURPOSES.
amend.work DISCREPANCY EXISTS BETWEEN FIGURED AND SCALED DIMENSIONS, THE FIGURED DIMENSIONS SHALL PREVAIL.

BUILDER TO CHECK ALL SITE DIMENSIONS PRIOR TO FABRICATION OF ITEMS/ITS.
ALL WORK SHOULD COMPLY WITH RELEVANT AUSTRALIAN STANDARDS AND BUILDING CODE OF AUSTRALIA BCA.

ALL WORK SHALL CONFORM TO THE CONTRACT DOCUMENTS WHICH INCLUDE SPECIFICATIONS, THE DRAWINGS, ALL ADDENDUMS, FINISHES, SCHEDULES AND MODIFICATIONS ISSUED BY THE ARCHITECT.

THE GENERAL CONTRACTOR SHALL REVIEW ALL DOCUMENTS AND VERIFY ALL DIMENSIONS AND FIELD CONDITIONS AND SHALL CONFIRM THAT WORK IS BUILDABLE AS SHOWN. ANY CONFLICTS OR OMISSIONS, ETC., SHALL BE IMMEDIATELY REPORTED TO THE ARCHITECT FOR CLARIFICATION PRIOR TO THE PERFORMANCE OF ANY WORK IN QUESTION.

ALL THE CONSTRUCTION DRAWINGS SHALL BE READ IN CONJUNCTION W/ ALL CONSULTANTS AND CONTRACTOR DRAWINGS, SCHEDULES AND SPECIFICATIONS. IN CASE OF CONFLICT BETWEEN ARCHITECTS AND CONSULTANTS DRAWINGS IN LOCATING STRUCTURAL ELEMENTS, MATERIALS / EQUIPMENT, THE ARCHITECT SHALL BE NOTIFIED FOR CLARIFICATION PRIOR TO PROCEEDING WITH CONSTRUCTION.

DO NOT SCALE DRAWINGS. WRITTEN DIMENSIONS GOVERN PARTITION LOCATIONS, DIMENSIONS AND TYPES. IN CASE OF CONFLICT, NOTIFY ARCHITECT OR WRITTEN CLARIFICATION PRIOR TO PROCEEDING WITH CONSTRUCTION.

**Legend**

**Consultants**

**Client**
A Mourched & G Mourched
ABN 94 935 668 270

**Architects**
tony owen ptnrs
Level 2
15-19 Gow Street
Padstow NSW 2208
P 8722 8888 2600
F 8722 8888 2610
E info@tonyowen.com.au
Tony Owen Partners Architects Reg. No 7080

**Project**
Leppington

**Project address**
297 BRINGELLY ROAD,
LEPPINGTON NSW 2179

**Key plan**



| Scale | Date |
|---|---|
| 1 : 300 | 19/06/26 |

**Drawing title**
SITE C SOLAR DIAGRAM

| Project no. | Drawing no. | Rev. |
|---|---|---|
| 1111 | A738 | A |

**Drawing status**
SSD SUBMISSION

17/06/2026 11:42:02 AM

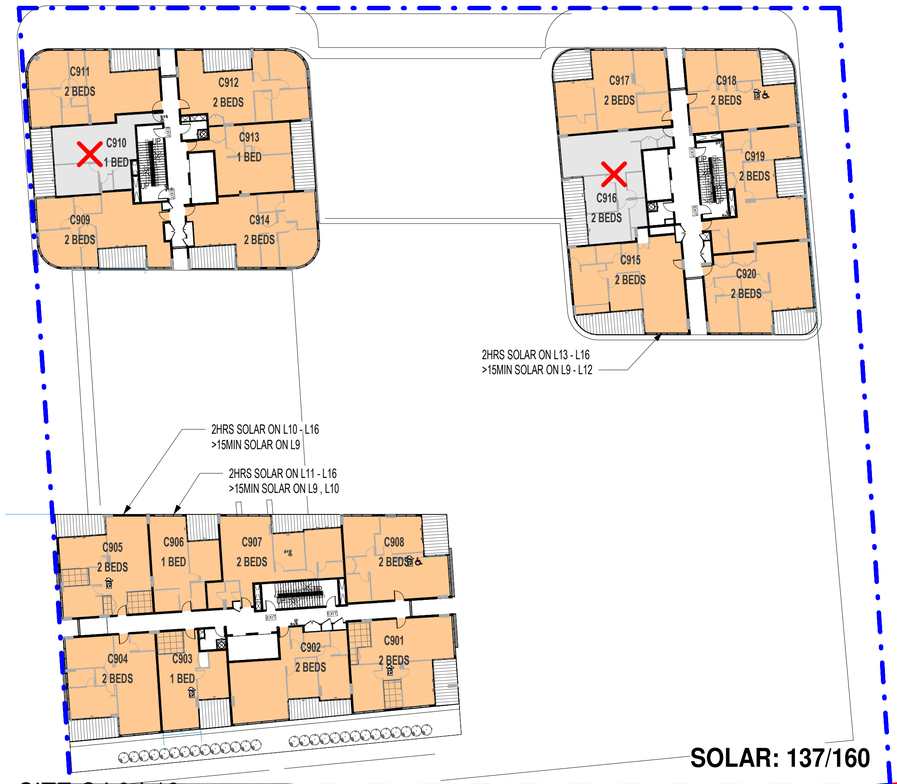


1 SITE C L9-L16

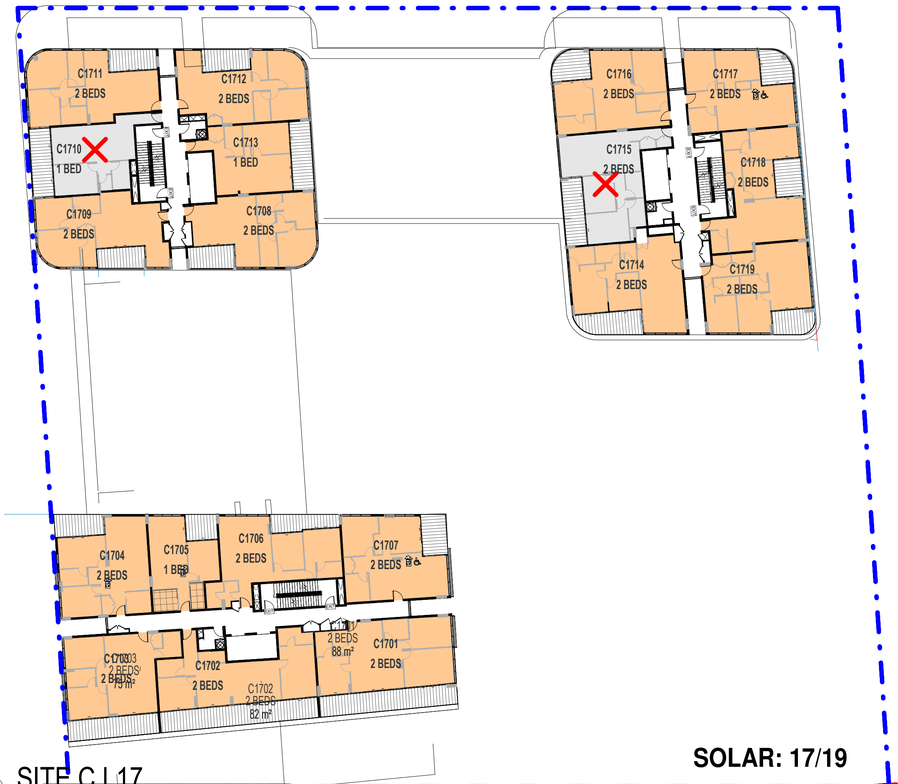


2 SITE C L17




3 SITE C L18




4 SITE C L19

SOLAR BUILDING C CALCULATION

| | 2H SOLAR | NO DIRECT SUN | UNIT COUNT |
|---|---|---|---|
| LEVEL 0 | | | |
| LEVEL 1 | | | |
| LEVEL 2 | 11 | 8 | 28 |
| LEVEL 3 | 13 | 8 | 28 |
| LEVEL 4 | 13 | 8 | 28 |
| LEVEL 5 | 13 | 8 | 28 |
| LEVEL 6 | 18 | 6 | 28 |
| LEVEL 7 | 18 | 6 | 28 |
| LEVEL 8 | 16 | 3 | 20 |
| LEVEL 9 | 15 | 2 | 20 |
| LEVEL 10 | 16 | 2 | 20 |
| LEVEL 11 | 17 | 2 | 20 |
| LEVEL 12 | 17 | 2 | 20 |
| LEVEL 13 | 18 | 2 | 20 |
| LEVEL 14 | 18 | 2 | 20 |
| LEVEL 15 | 18 | 2 | 20 |
| LEVEL 16 | 18 | 2 | 20 |
| LEVEL 17 | 17 | 2 | 19 |
| LEVEL 18 | 16 | 2 | 18 |
| LEVEL 19 | 14 | 1 | 15 |
| LEVEL 20 | 11 | 1 | 12 |
| LEVEL 21 | 5 | 0 | 5 |
| TOTAL | 302 | 69 | 417 |

LEGEND

UNIT WITH 2HR SOLAR ACCESS

UNIT WITH NO SOLAR ACCESS

# SITE C SOLAR DIAGRAM

| Rev. | Description | By | Date |
|---|---|---|---|
| A | SSD SUBMISSION | TOP | 19/06/26 |

**Disclaimer**

THESE DRAWINGS ARE PRELIMINARY DRAWINGS AND ARE SUBJECT TO CHANGE WITHOUT NOTICE DURING THE COURSE OF THE PROPOSED DEVELOPMENT AND IN CONSULTATION WITH COUNCIL. SUBMISSION OF THE DRAWINGS DOES NOT CONSTITUTE A REPRESENTATION OR WARRANTY BY THE DEVELOPER OR ITS SERVANTS, AGENTS OR CONTRACTORS THAT THE DRAWINGS ARE FINAL NOR THAT THE PROPOSED DEVELOPMENT WILL TAKE PLACE IN ACCORDANCE WITH THESE DRAWINGS."

BEFORE CARRYING OUT ANY WORK ENSURE THAT THE DRAWINGS USED CARRY THE LATEST AMENDMENT No.

THESE DOCUMENTS AND ANY WORKS EXECUTED AS A RESULT OF THESE DOCUMENTS SHALL BE SUBJECT TO THE COPYRIGHT CONDITIONS SET OUT IN THE CONDITIONS OF ENGAGEMENT. ©

**Notes**

DRAWINGS MADE TO A LARGER SCALE AND THOSE SHOWING PARTICULAR DETAIL OF WORKS SHALL TAKE PRECEDENCE OVER DRAWINGS MADE TO A SMALLER SCALE AND FOR MORE GENERAL PURPOSES.
amend.rev1 DISCREPANCY EXISTS BETWEEN FIGURED AND SCALED DIMENSIONS, THE FIGURED DIMENSIONS SHALL PREVAIL.

BUILDER TO CHECK ALL SITE DIMENSIONS PRIOR TO FABRICATION OF FITMENTS.
ALL WORK SHOULD COMPLY WITH RELEVANT AUSTRALIAN STANDARDS AND BUILDING CODE OF AUSTRALIA (BCA).

ALL WORK SHALL CONFORM TO THE CONTRACT DOCUMENTS WHICH INCLUDE SPECIFICATIONS, THE DRAWINGS, ALL ADDENDUMS, FINISHES, SCHEDULES AND MODIFICATIONS ISSUED BY THE ARCHITECT.

THE GENERAL CONTRACTOR SHALL REVIEW ALL DOCUMENTS AND VERIFY ALL DIMENSIONS AND FIELD CONDITIONS AND SHALL CONFIRM THAT WORK IS BUILDABLE AS SHOWN. ANY CONFLICTS OR OMISSIONS, ETC., SHALL BE IMMEDIATELY REPORTED TO THE ARCHITECT FOR CLARIFICATION PRIOR TO THE PERFORMANCE OF ANY WORK IN QUESTION.

ALL THE CONSTRUCTION DRAWINGS SHALL BE READ IN CONJUNCTION W ALL CONSULTANTS AND CONTRACTOR DRAWINGS, SCHEDULES AND SPECIFICATIONS. IN CASE OF CONFLICT BETWEEN ARCHITECTS AND CONSULTANTS DRAWINGS IN LOCATING STRUCTURAL ELEMENTS, MATERIALS / EQUIPMENT, THE ARCHITECT SHALL BE NOTIFIED FOR CLARIFICATION PRIOR TO PROCEEDING WITH CONSTRUCTION.

DO NOT SCALE DRAWINGS. WRITTEN DIMENSIONS GOVERN PARTITION LOCATIONS, DIMENSIONS AND TYPES. IN CASE OF CONFLICT, NOTIFY ARCHITECT OR WRITTEN CLARIFICATION PRIOR TO PROCEEDING WITH CONSTRUCTION.

**Legend**

**Consultants**

**Client**

A Mourched & G Mourched
ABN 94 935 668 270

**Architects**

tony owen ptnrs
Tony Owen Partners Architects Reg. No 7080
Level 2
15-19 Bowen Street
Chippendale NSW 2008
P (02) 9698 2600
F (02) 9698 2610
E info@tonyowen.com.au

**Project**

Leppington

**Project address**
297 BRINGELLY ROAD,
LEPPINGTON NSW 2179

**Key plan**



**Scale**
1 : 300

**Date**
19/06/26

**Drawing title**
SITE C SOLAR DIAGRAM

**Project no.** 1111 **Drawing no.** **Rev.**
**Drawn** TL A739 A

**Drawing status**
SSD SUBMISSION

17/06/2026 11:42:03 AM

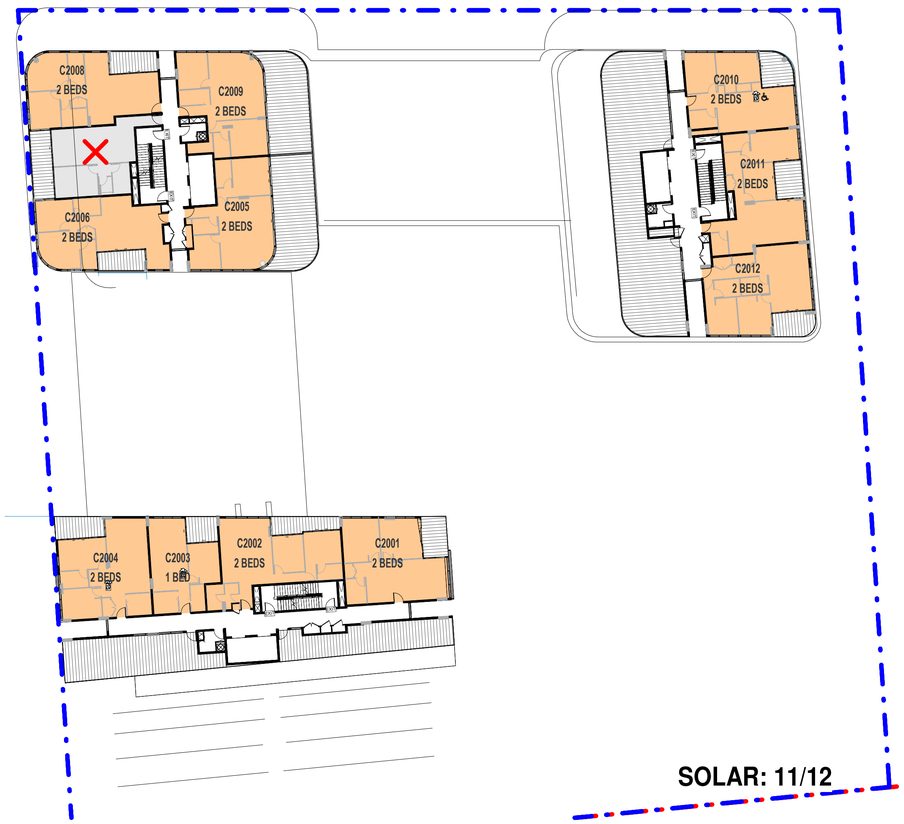


1 SITE C L20

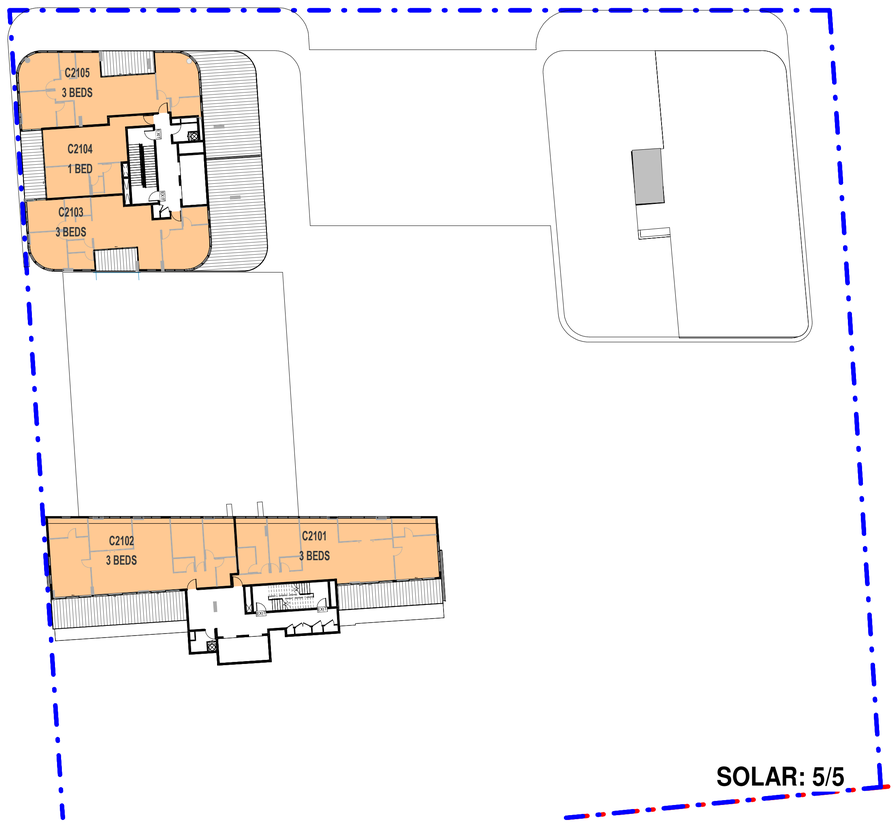


2 SITE C L21

SOLAR BUILDING C CALCULATION

| | 2H SOLAR | NO DIRECT SUN | UNIT COUNT |
|---|---|---|---|
| LEVEL 0 | | | |
| LEVEL 1 | | | |
| LEVEL 2 | 11 | 8 | 28 |
| LEVEL 3 | 13 | 8 | 28 |
| LEVEL 4 | 13 | 8 | 28 |
| LEVEL 5 | 13 | 8 | 28 |
| LEVEL 6 | 18 | 6 | 28 |
| LEVEL 7 | 18 | 6 | 28 |
| LEVEL 8 | 16 | 3 | 20 |
| LEVEL 9 | 15 | 2 | 20 |
| LEVEL 10 | 16 | 2 | 20 |
| LEVEL 11 | 17 | 2 | 20 |
| LEVEL 12 | 17 | 2 | 20 |
| LEVEL 13 | 18 | 2 | 20 |
| LEVEL 14 | 18 | 2 | 20 |
| LEVEL 15 | 18 | 2 | 20 |
| LEVEL 16 | 18 | 2 | 20 |
| LEVEL 17 | 17 | 2 | 19 |
| LEVEL 18 | 16 | 2 | 18 |
| LEVEL 19 | 14 | 1 | 15 |
| LEVEL 20 | 11 | 1 | 12 |
| LEVEL 21 | 5 | 0 | 5 |
| TOTAL | 302 | 69 | 417 |

LEGEND

UNIT WITH 2HR SOLAR ACCESS

UNIT WITH NO SOLAR ACCESS

## COMPLIANCE REQUIREMENTS

**SOLAR ACCESS: Objective 4A-1**
To optimise the number of apartments receiving sunlight to habitable rooms, primary windows and private open space

**Design criteria**
1. Living rooms and private open spaces of at least 70% of apartments in a building receive a minimum of 2 hours direct sunlight between 9 am and 3 pm at mid winter in the Sydney Metropolitan Area and in the Newcastle and Wollongong local government areas
3. A maximum of 15% of apartments in a building receive no direct sunlight between 9 am and 3 pm at mid winter

| SITE C UNITS COMPLIANCE SUMMARY | | | | | |
|---|---|---|---|---|---|
| UNIT COUNT | 2H SOLAR | NO DIR SOLAR | 15MIN<SOLAR<2H | 2H % | NO DIR % |
| 417 | 302 | 69 | 46 | 72.4% | 16.5 % |

## COMPLIANCE SUMMARY

**SOLAR**

**SITE C:**
SOLAR: 302/417
COMPLIANCE: 72.4% ✓ **(OVERALL COMPLIANT)**

NO DIRECT SUNLIGHT: 69/417
COMPLIANCE: 16.5% **(NOT COMPLIANT)**

# SITE C SOLAR DIAGRAM

| Rev. | Description | By | Date |
|---|---|---|---|
| A | SSD SUBMISSION | TOP | 19/06/26 |

**Disclaimer**
"THESE DRAWINGS ARE PRELIMINARY DRAWINGS AND ARE SUBJECT TO CHANGE WITHOUT NOTICE DURING THE COURSE OF THE PROPOSED DEVELOPMENT AND IN CONSULTATION WITH COUNCIL. SUBMISSION OF THE DRAWINGS DOES NOT CONSTITUTE A REPRESENTATION OR WARRANTY BY THE DEVELOPER OR ITS SERVANTS, AGENTS OR CONTRACTORS THAT THE DRAWINGS ARE FINAL NOR THAT THE PROPOSED DEVELOPMENT WILL TAKE PLACE IN ACCORDANCE WITH THESE DRAWINGS."

BEFORE CARRYING OUT ANY WORK ENSURE THAT THE DRAWINGS USED CARRY THE LATEST AMENDMENT No.

THESE DOCUMENTS AND ANY WORKS EXECUTED AS A RESULT OF THESE DOCUMENTS SHALL BE SUBJECT TO THE COPYRIGHT CONDITIONS SET OUT IN THE CONDITIONS OF ENGAGEMENT. ©

**Notes**
DRAWINGS MADE TO A LARGER SCALE AND THOSE SHOWING PARTICULAR DETAIL OF WORKS SHALL TAKE PRECEDENCE OVER DRAWINGS MADE TO A SMALLER SCALE AND FOR MORE GENERAL PURPOSES.
WHERE ANY DISCREPANCY EXISTS BETWEEN FIGURED AND SCALED DIMENSIONS, THE FIGURED DIMENSIONS SHALL PREVAIL.

BUILDER TO CHECK ALL SITE DIMENSIONS PRIOR TO FABRICATION OF FITMENTS.
ALL WORK SHOULD COMPLY WITH RELEVANT AUSTRALIAN STANDARDS AND BUILDING CODE OF AUSTRALIA (BCA).

ALL WORK SHALL CONFORM TO THE CONTRACT DOCUMENTS WHICH INCLUDE SPECIFICATIONS, THE DRAWINGS, ALL ADDENDUMS, FINISHES, SCHEDULES AND MODIFICATIONS ISSUED BY THE ARCHITECT.

THE GENERAL CONTRACTOR SHALL REVIEW ALL DOCUMENTS AND VERIFY ALL DIMENSIONS AND FIELD CONDITIONS AND SHALL CONFIRM THAT WORK IS BUILDABLE AS SHOWN. ANY CONFLICTS OR OMISSIONS, ETC., SHALL BE IMMEDIATELY REPORTED TO THE ARCHITECT FOR CLARIFICATION PRIOR TO THE PERFORMANCE OF ANY WORK IN QUESTION.

ALL THE CONSTRUCTION DRAWINGS SHALL BE READ IN CONJUNCTION W ALL CONSULTANTS AND CONTRACTOR DRAWINGS, SCHEDULES AND SPECIFICATIONS. IN CASE OF CONFLICT BETWEEN ARCHITECTS AND CONSULTANTS DRAWINGS IN LOCATING STRUCTURAL ELEMENTS, MATERIALS / EQUIPMENT, THE ARCHITECT SHALL BE NOTIFIED FOR CLARIFICATION PRIOR TO PROCEEDING WITH CONSTRUCTION.

DO NOT SCALE DRAWINGS. WRITTEN DIMENSIONS GOVERN PARTITION LOCATIONS, DIMENSIONS AND TYPES. IN CASE OF CONFLICT, NOTIFY ARCHITECT OR WRITTEN CLARIFICATION PRIOR TO PROCEEDING WITH CONSTRUCTION.

**Legend**

**Consultants**

**Client**
A Mourched & G Mourched
ABN 94 935 668 270

**Architects**
tony owen ptnrs
Level 2
13-19 Queen Street
Chippendale NSW 2008
P 9122 9698 2900
F 9122 9698 3918
E info@tonyowen.com.au
Tony Owen Partners Architects Reg. No 7080

**Project**
Leppington

**Project address**
297 BRINGELLY ROAD,
LEPPINGTON NSW 2179

**Key plan**



**Scale** 1 : 300 **Date** 19/06/26

**Drawing title**
SITE C SOLAR DIAGRAM

**Project no.** 1111 **Drawing no.** **Rev.**
**Drawn** TL A740 A

**Drawing status**
SSD SUBMISSION

17/06/2026 11:42:04 AM

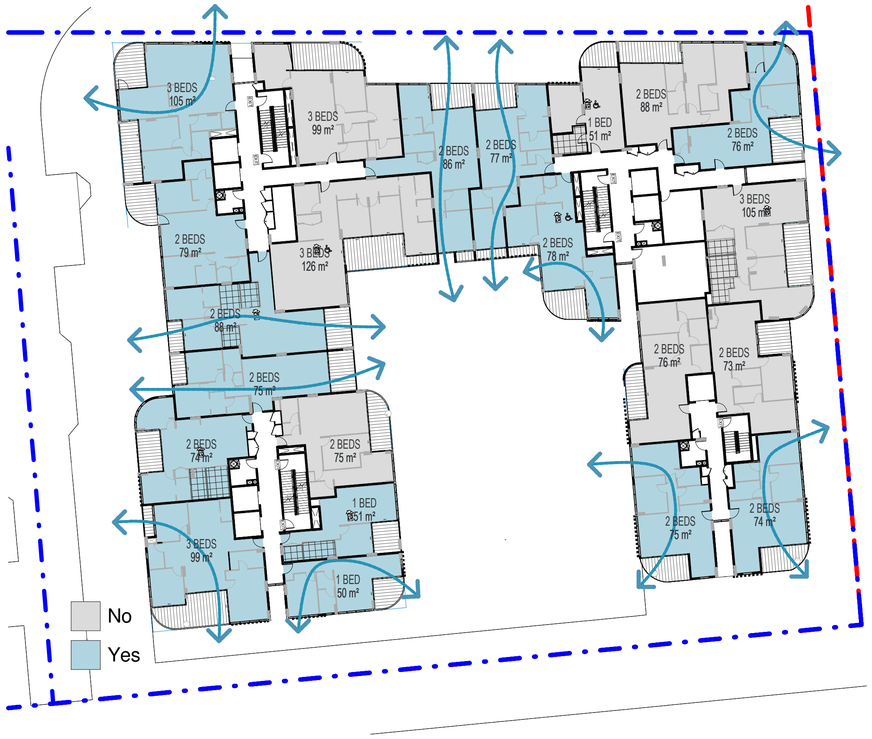


1 BUILDING A_L1-3 VENTILATION DIAGRAM

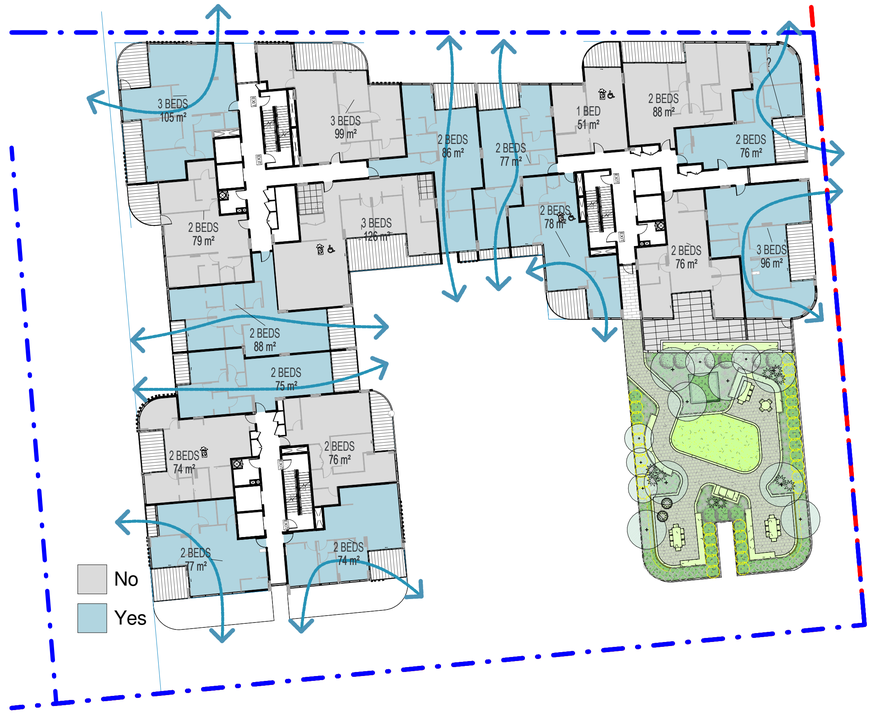


2 BUILDING A_L4-5 VENTILATION DIAGRAM

CROSS VENTILATION A CALCULATION

| | WITH VENTILATION | NO VENTILATION | UNIT COUNT |
|---|---|---|---|
| LEVEL 0 | | | |
| LEVEL 1 | 14 | 8 | 22 |
| LEVEL 2 | 14 | 8 | 22 |
| LEVEL 3 | 14 | 8 | 22 |
| LEVEL 4 | 10 | 8 | 18 |
| LEVEL 5 | 10 | 8 | 18 |
| LEVEL 6 | 10 | 7 | 17 |
| LEVEL 7 | 10 | 7 | 17 |
| LEVEL 8 | 12 | 1 | 13 |
| LEVEL 9 | 12 | 1 | 13 |
| TOTAL | 106 | 56 | 162 |
| | 65.4% | 34.6% | 100% |

LEGEND

UNIT WITH CROSS VENTILATION

UNIT WITH NO CROSS VENTILATION

CLASSIFICATION :

At least 60% of apartments are naturally cross ventilated in the first nine storeys of the building.

Apartments at ten storeys of greater are deemed to be cross ventilated only if any enclosure of the balconies at these levels allows adequate natural ventilation and cannot be fully enlosed.

Overall depth of a cross-over or cross-through apartment does not exceed 18m, measured glass line to glass line.

# SITE A VENTILATION DIAGRAM

| Rev. | Description | By | Date |
|---|---|---|---|
| A | SSD SUBMISSION | TOP | 19/06/26 |

**Disclaimer**

THESE DRAWINGS ARE PRELIMINARY DRAWINGS AND ARE SUBJECT TO CHANGE WITHOUT NOTICE DURING THE COURSE OF THE PROPOSED DEVELOPMENT AND IN CONSULTATION WITH COUNCIL. SUBMISSION OF THE DRAWINGS DOES NOT CONSTITUTE A REPRESENTATION OR WARRANTY BY THE DEVELOPER OR ITS SERVANTS, AGENTS OR CONTRACTORS THAT THE DRAWINGS ARE FINAL NOR THAT THE PROPOSED DEVELOPMENT WILL TAKE PLACE IN ACCORDANCE WITH THESE DRAWINGS.

BEFORE CARRYING OUT ANY WORK ENSURE THAT THE DRAWINGS USED CARRY THE LATEST AMENDMENT No.

THESE DOCUMENTS AND ANY WORKS EXECUTED AS A RESULT OF THESE DOCUMENTS SHALL BE SUBJECT TO THE COPYRIGHT CONDITIONS SET OUT IN THE CONDITIONS OF ENGAGEMENT. ©

**Notes**

DRAWINGS MADE TO A LARGER SCALE AND THOSE SHOWING PARTICULAR DETAIL OF WORKS SHALL TAKE PRECEDENCE OVER DRAWINGS MADE TO A SMALLER SCALE AND FOR MORE GENERAL PURPOSES.
WHERE ANY DISCREPANCY EXISTS BETWEEN FIGURED AND SCALED DIMENSIONS, THE FIGURED DIMENSIONS SHALL PREVAIL.

BUILDER TO CHECK ALL SITE DIMENSIONS PRIOR TO FABRICATION OF FITMENTS.
ALL WORK SHOULD COMPLY WITH RELEVANT AUSTRALIAN STANDARDS AND BUILDING CODE OF AUSTRALIA (BCA).

ALL WORK SHALL CONFORM TO THE CONTRACT DOCUMENTS WHICH INCLUDE SPECIFICATIONS, THE DRAWINGS, ALL ADDENDUMS, FINISHES, SCHEDULES AND MODIFICATIONS ISSUED BY THE ARCHITECT.

THE GENERAL CONTRACTOR SHALL REVIEW ALL DOCUMENTS AND VERIFY ALL DIMENSIONS AND FIELD CONDITIONS AND SHALL CONFIRM THAT WORK IS BUILDABLE AS SHOWN. ANY CONFLICTS OR OMISSIONS, ETC., SHALL BE IMMEDIATELY REPORTED TO THE ARCHITECT FOR CLARIFICATION PRIOR TO THE PERFORMANCE OF ANY WORK IN QUESTION.

ALL THE CONSTRUCTION DRAWINGS SHALL BE READ IN CONJUNCTION W ALL CONSULTANTS AND CONTRACTOR DRAWINGS, SCHEDULES AND SPECIFICATIONS. IN CASE OF CONFLICT BETWEEN ARCHITECTS AND CONSULTANTS DRAWINGS IN LOCATING STRUCTURAL ELEMENTS, MATERIALS / EQUIPMENT, THE ARCHITECT SHALL BE NOTIFIED FOR CLARIFICATION PRIOR TO PROCEEDING WITH CONSTRUCTION.

DO NOT SCALE DRAWINGS. WRITTEN DIMENSIONS GOVERN PARTITION LOCATIONS, DIMENSIONS AND TYPES. IN CASE OF CONFLICT, NOTIFY ARCHITECT OR WRITTEN CLARIFICATION PRIOR TO PROCEEDING WITH CONSTRUCTION.

**Legend**

**Consultants**

**Client**

A Mourched & G Mourched
ABN 94 935 668 270

**Architects**

tony owen ptnrs
Level 2
13-15 Queen Street
Chippendale NSW 2008
P 9332 9688 2900
F 9332 9699 3018
E info@tonyowen.com.au

Tony Owen Partners Architects Reg. No 7080

**Project**

Leppington

**Project address**
297 BRINGELLY ROAD,
LEPPINGTON NSW 2179

**Key plan**



| | |
|---|---|
| **Scale** | 1 : 300 |
| **Date** | 19/06/26 |
| **Drawing title** | SITE A VENTILATION DIAGRAM |
| **Project no.** | 1111 |
| **Drawing no.** | A700 |
| **Rev.** | A |
| **Drawn** | TL |
| **Drawing status** | SSD SUBMISSION |

17/06/2026 10:25:21 AM

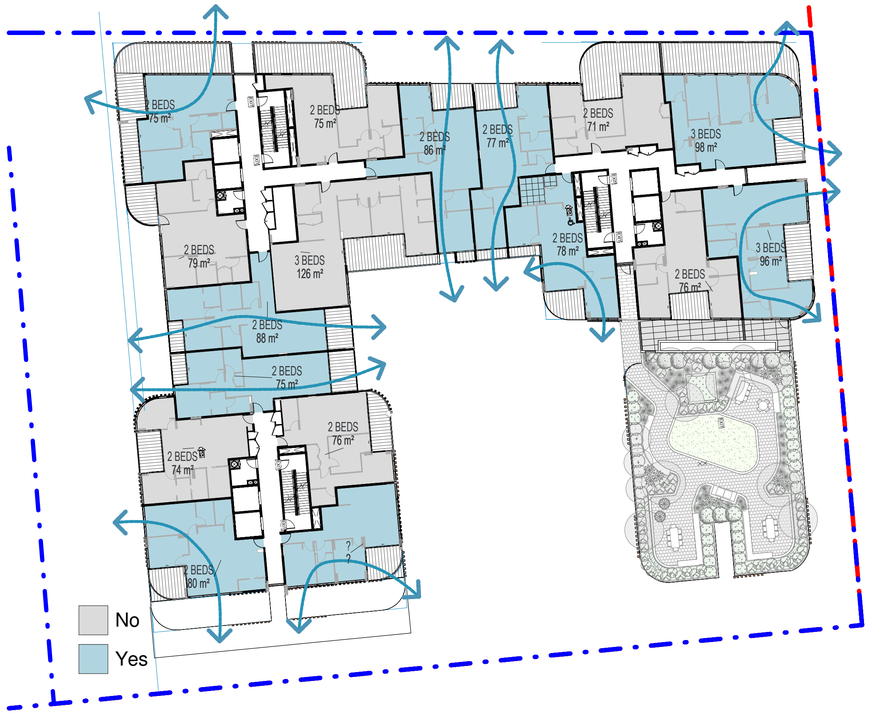


1 BUILDING A_L6-7 VENTILATION DIAGRAM

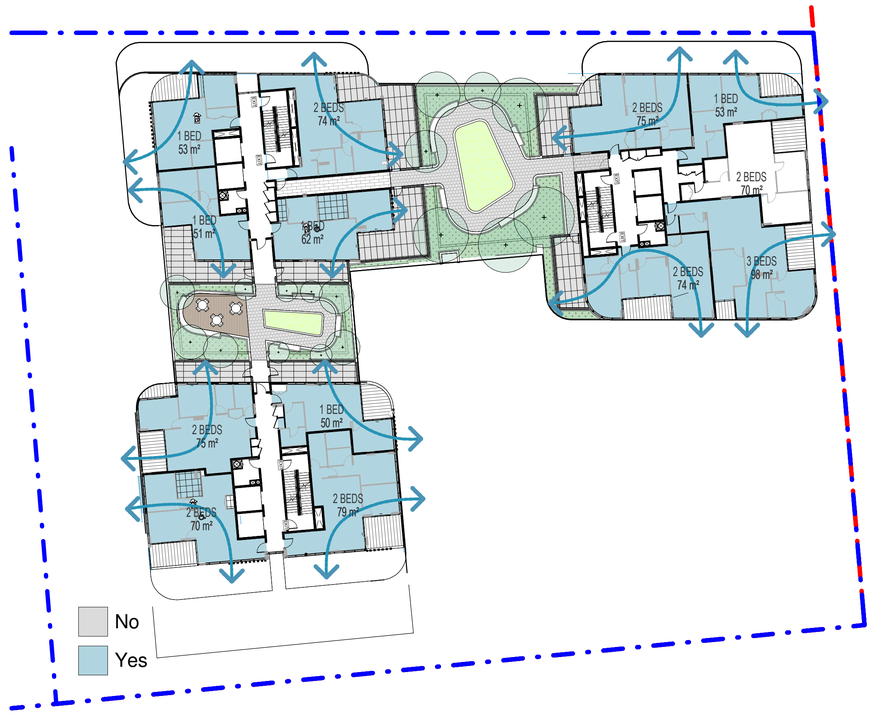


2 BUILDING A_L8 VENTILATION DIAGRAM

CROSS VENTILATION A CALCULATION

| | WITH VENTILATION | NO VENTILATION | UNIT COUNT |
|---|---|---|---|
| LEVEL 0 | | | |
| LEVEL 1 | 14 | 8 | 22 |
| LEVEL 2 | 14 | 8 | 22 |
| LEVEL 3 | 14 | 8 | 22 |
| LEVEL 4 | 10 | 8 | 18 |
| LEVEL 5 | 10 | 8 | 18 |
| LEVEL 6 | 10 | 7 | 17 |
| LEVEL 7 | 10 | 7 | 17 |
| LEVEL 8 | 12 | 1 | 13 |
| LEVEL 9 | 12 | 1 | 13 |
| TOTAL | 106 | 56 | 162 |
| | 65.4% | 34.6% | 100% |

LEGEND

UNIT WITH CROSS VENTILATION

UNIT WITH NO CROSS VENTILATION

CLASSIFICATION :

At least 60% of apartments are naturally cross ventilated in the first nine storeys of the building.

Apartments at ten storeys of greater are deemed to be cross ventilated only if any enclosure of the balconies at these levels allows adequate natural ventilation and cannot be fully enslosed.

Overall depth of a cross-over or cross-through apartment does not exceed 18m, measured glass line to glass line.

# SITE A VENTILATION DIAGRAM

| Rev. | Description | By | Date |
|---|---|---|---|
| A | SSD SUBMISSION | TOP | 19/06/26 |

**Disclaimer**

"THESE DRAWINGS ARE PRELIMINARY DRAWINGS AND ARE SUBJECT TO CHANGE WITHOUT NOTICE DURING THE COURSE OF THE PROPOSED DEVELOPMENT AND IN CONSULTATION WITH COUNCIL. SUBMISSION OF THE DRAWINGS DOES NOT CONSTITUTE A REPRESENTATION OR WARRANTY BY THE DEVELOPER OR ITS SERVANTS, AGENTS OR CONTRACTORS THAT THE DRAWINGS ARE FINAL NOR THAT THE PROPOSED DEVELOPMENT WILL TAKE PLACE IN ACCORDANCE WITH THESE DRAWINGS."

BEFORE CARRYING OUT ANY WORK ENSURE THAT THE DRAWINGS USED CARRY THE LATEST AMENDMENT No.

THESE DOCUMENTS AND ANY WORKS EXECUTED AS A RESULT OF THESE DOCUMENTS SHALL BE SUBJECT TO THE COPYRIGHT CONDITIONS SET OUT IN THE CONDITIONS OF ENGAGEMENT. ©

**Notes**

DRAWINGS MADE TO A LARGER SCALE AND THOSE SHOWING PARTICULAR DETAIL OF WORKS SHALL TAKE PRECEDENCE OVER DRAWINGS MADE TO A SMALLER SCALE AND FOR MORE GENERAL PURPOSES.

WHERE ANY DISCREPANCY EXISTS BETWEEN FIGURED AND SCALED DIMENSIONS, THE FIGURED DIMENSIONS SHALL PREVAIL.

BUILDER TO CHECK ALL SITE DIMENSIONS PRIOR TO FABRICATION OF FITMENTS.

ALL WORK SHOULD COMPLY WITH RELEVANT AUSTRALIAN STANDARDS AND BUILDING CODE OF AUSTRALIA (BCA).

ALL WORK SHALL CONFORM TO THE CONTRACT DOCUMENTS WHICH INCLUDE SPECIFICATIONS, THE DRAWINGS, ALL ADDENDUMS, FINISHES, SCHEDULES AND MODIFICATIONS ISSUED BY THE ARCHITECT.

THE GENERAL CONTRACTOR SHALL REVIEW ALL DOCUMENTS AND VERIFY ALL DIMENSIONS AND FIELD CONDITIONS AND SHALL CONFIRM THAT WORK IS BUILDABLE AS SHOWN. ANY CONFLICTS OR OMISSIONS, ETC. SHALL BE IMMEDIATELY REPORTED TO THE ARCHITECT FOR CLARIFICATION PRIOR TO THE PERFORMANCE OF ANY WORK IN QUESTION.

ALL THE CONSTRUCTION DRAWINGS SHALL BE READ IN CONJUNCTION W/ ALL CONSULTANTS AND CONTRACTOR DRAWINGS, SCHEDULES AND SPECIFICATIONS. IN CASE OF CONFLICT BETWEEN ARCHITECTS AND CONSULTANTS DRAWINGS IN LOCATING STRUCTURAL ELEMENTS, MATERIALS / EQUIPMENT, THE ARCHITECT SHALL BE NOTIFIED FOR CLARIFICATION PRIOR TO PROCEEDING WITH CONSTRUCTION.

DO NOT SCALE DRAWINGS. WRITTEN DIMENSIONS GOVERN PARTITION LOCATIONS, DIMENSIONS AND TYPES. IN CASE OF CONFLICT, NOTIFY ARCHITECT OR WRITTEN CLARIFICATION PRIOR TO PROCEEDING WITH CONSTRUCTION.

**Legend**

**Consultants**

**Client**

A Mourched & G Mourched
ABN 94 935 668 270

**Architects**

tony owen ptnrs
Level 2
13-15 Queen Street
Chippendale NSW 2008
P 9122 9698 2900
F 9122 9698 2918
E info@tonyowen.com.au
Tony Owen Partners Architects Reg. No 7080

**Project**

Leppington

**Project address**
297 BRINGELLY ROAD,
LEPPINGTON NSW 2179

**Key plan**



**Scale**
1 : 300

**Date**
19/06/26

**Drawing title**
SITE A VENTILATION DIAGRAM

**Project no.** 1111 **Drawing no.** A701 **Rev.** A

**Drawn** TL

**Drawing status**
SSD SUBMISSION

17/06/2026 10:25:23 AM

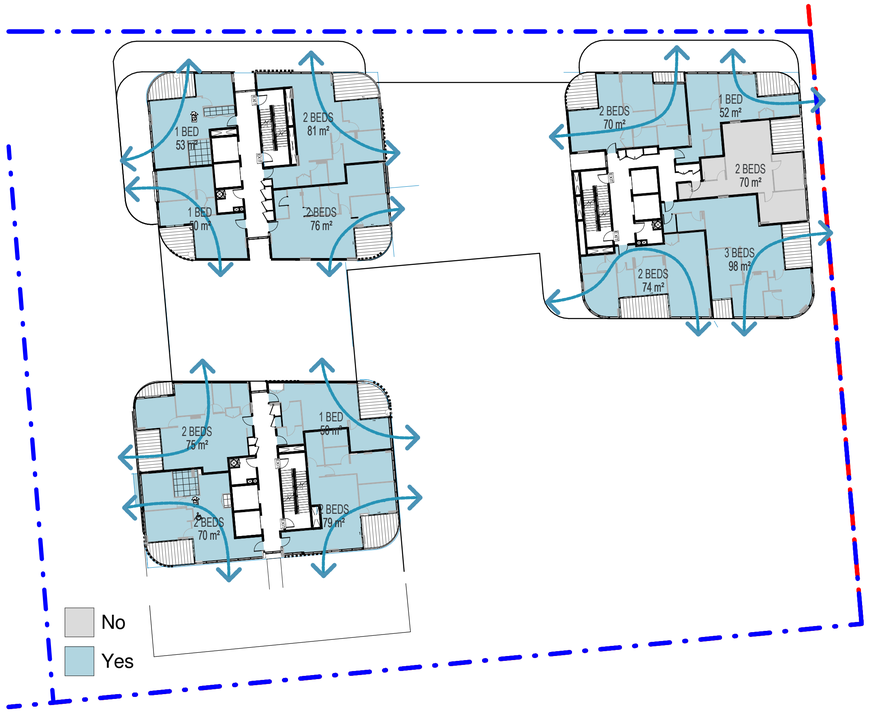


1 BUILDING A_L9 VENTILATION DIAGRAM

CROSS VENTILATION A CALCULATION

| | WITH VENTILATION | NO VENTILATION | UNIT COUNT |
|---|---|---|---|
| LEVEL 0 | | | |
| LEVEL 1 | 14 | 8 | 22 |
| LEVEL 2 | 14 | 8 | 22 |
| LEVEL 3 | 14 | 8 | 22 |
| LEVEL 4 | 10 | 8 | 18 |
| LEVEL 5 | 10 | 8 | 18 |
| LEVEL 6 | 10 | 7 | 17 |
| LEVEL 7 | 10 | 7 | 17 |
| LEVEL 8 | 12 | 1 | 13 |
| LEVEL 9 | 12 | 1 | 13 |
| TOTAL | 106 | 56 | 162 |
| | 65.4% | 34.6% | 100% |

LEGEND

UNIT WITH CROSS VENTILATION

UNIT WITH NO CROSS VENTILATION

CLASSIFICATION :

At least 60% of apartments are naturally cross ventilated in the first nine storeys of the building.

Apartments at ten storeys of greater are deemed to be cross ventilated only if any enclosure of the balconies at these levels allows adequate natural ventilation and cannot be fully enslosed.

Overall depth of a cross-over or cross-through apartment does not exceed 18m, measured glass line to glass line.

# SITE A VENTILATION DIAGRAM

| Rev. | Description | By | Date |
|---|---|---|---|
| A | SSD SUBMISSION | TOP | 19/06/26 |

**Disclaimer**

THESE DRAWINGS ARE PRELIMINARY DRAWINGS AND ARE SUBJECT TO CHANGE WITHOUT NOTICE DURING THE COURSE OF THE PROPOSED DEVELOPMENT AND IN CONSULTATION WITH COUNCIL. SUBMISSION OF THE DRAWINGS DOES NOT CONSTITUTE A REPRESENTATION OR WARRANTY BY THE DEVELOPER OR ITS SERVANTS, AGENTS OR CONTRACTORS THAT THE DRAWINGS ARE FINAL NOR THAT THE PROPOSED DEVELOPMENT WILL TAKE PLACE IN ACCORDANCE WITH THESE DRAWINGS.

BEFORE CARRYING OUT ANY WORK ENSURE THAT THE DRAWINGS USED CARRY THE LATEST AMENDMENT No.

THESE DOCUMENTS AND ANY WORKS EXECUTED AS A RESULT OF THESE DOCUMENTS SHALL BE SUBJECT TO THE COPYRIGHT CONDITIONS SET OUT IN THE CONDITIONS OF ENGAGEMENT. ©

**Notes**

DRAWINGS MADE TO A LARGER SCALE AND THOSE SHOWING PARTICULAR DETAIL OF WORKS SHALL TAKE PRECEDENCE OVER DRAWINGS MADE TO A SMALLER SCALE AND FOR MORE GENERAL PURPOSES.

WHERE ANY DISCREPANCY EXISTS BETWEEN FIGURED AND SCALED DIMENSIONS, THE FIGURED DIMENSIONS SHALL PREVAIL.

BUILDER TO CHECK ALL SITE DIMENSIONS PRIOR TO FABRICATION OF ITEMS/ETC.

ALL WORK SHOULD COMPLY WITH RELEVANT AUSTRALIAN STANDARDS AND BUILDING CODE OF AUSTRALIA (BCA).

ALL WORK SHALL CONFORM TO THE CONTRACT DOCUMENTS WHICH INCLUDE SPECIFICATIONS, THE DRAWINGS, ALL ADDENDUMS, FINISHES, SCHEDULES AND MODIFICATIONS ISSUED BY THE ARCHITECT.

THE GENERAL CONTRACTOR SHALL REVIEW ALL DOCUMENTS AND VERIFY ALL DIMENSIONS AND FIELD CONDITIONS AND SHALL CONFIRM THAT WORK IS BUILDABLE AS SHOWN. ANY CONFLICTS OR OMISSIONS, ETC., SHALL BE IMMEDIATELY REPORTED TO THE ARCHITECT FOR CLARIFICATION PRIOR TO THE PERFORMANCE OF ANY WORK IN QUESTION.

ALL THE CONSTRUCTION DRAWINGS SHALL BE READ IN CONJUNCTION W/ ALL CONSULTANTS AND CONTRACTOR DRAWINGS, SCHEDULES AND SPECIFICATIONS. IN CASE OF CONFLICT BETWEEN ARCHITECTS AND CONSULTANTS DRAWINGS IN LOCATING STRUCTURAL ELEMENTS, MATERIALS / EQUIPMENT, THE ARCHITECT SHALL BE NOTIFIED FOR CLARIFICATION PRIOR TO PROCEEDING WITH CONSTRUCTION.

DO NOT SCALE DRAWINGS. WRITTEN DIMENSIONS GOVERN PARTITION LOCATIONS, DIMENSIONS AND TYPES. IN CASE OF CONFLICT, NOTIFY ARCHITECT OR WRITTEN CLARIFICATION PRIOR TO PROCEEDING WITH CONSTRUCTION.

**Legend**

**Consultants**

**Client**

A Mourched & G Mourched
ABN 94 935 668 270

**Architects**

Tony Owen Partners Architects Reg. No 7080
Level 2
15-19 Queen Street
Chippendale NSW 2008
P 8122 9698 2900
F 8122 9698 2918
E info@tonyowen.com.au

**Project**

Leppington

**Project address**
297 BRINGELLY ROAD,
LEPPINGTON NSW 2179

**Key plan**



| Scale | Date |
|---|---|
| 1 : 300 | 19/06/26 |

**Drawing title**
SITE A VENTILATION DIAGRAM

| Project no. 1111 | Drawing no. | Rev. |
|---|---|---|
| Drawn TL | A702 | A |

**Drawing status**
SSD SUBMISSION

17/06/2026 10:25:21 AM

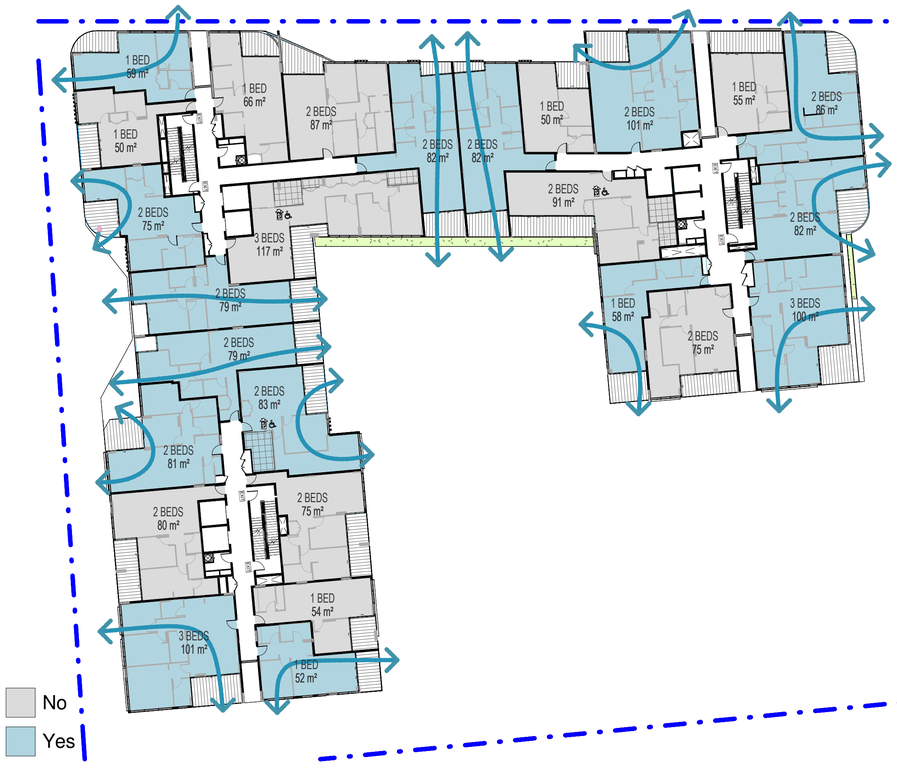


1 BUILDING B_L3 VENTILATION DIAGRAM

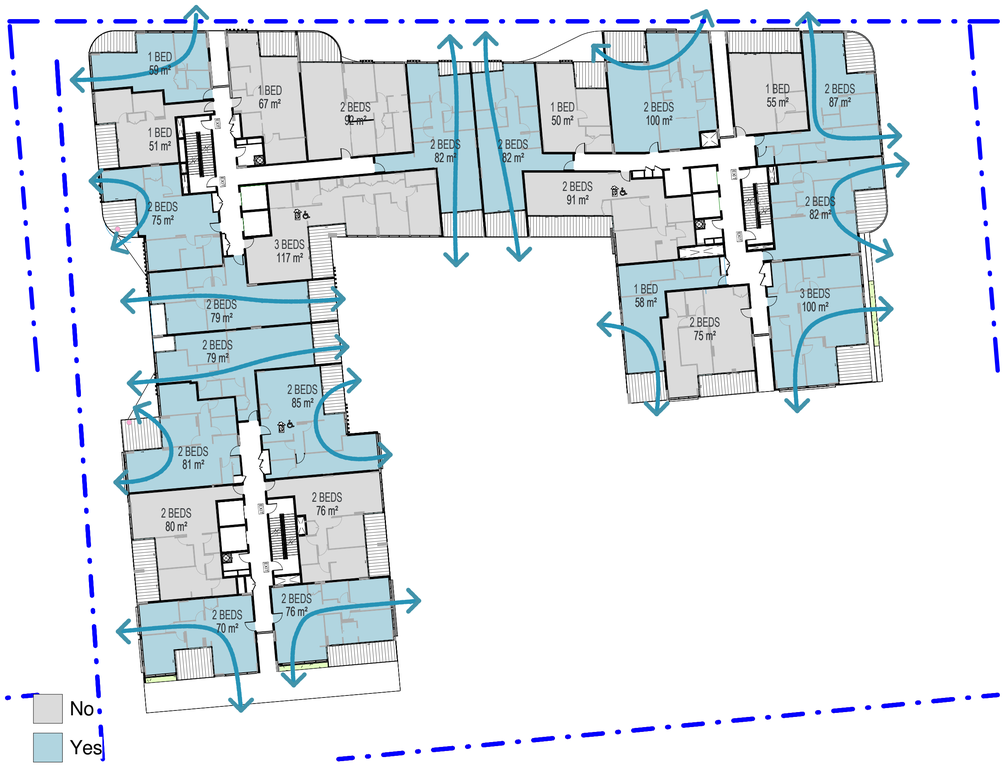


2 BUILDING B_L4-L5 VENTILATION DIAGRAM

CROSS VENTILATION B CALCULATION

| | WITH VENTILATION | NO VENTILATION | UNIT COUNT |
|---|---|---|---|
| LEVEL 0 | | | |
| LEVEL 1 | | | |
| LEVEL 2 | | | |
| LEVEL 3 | 15 | 11 | 26 |
| LEVEL 4 | 15 | 10 | 25 |
| LEVEL 5 | 15 | 10 | 25 |
| LEVEL 6 | 14 | 9 | 23 |
| LEVEL 7 | 14 | 9 | 23 |
| LEVEL 8 | 11 | 6 | 17 |
| LEVEL 9 | 11 | 6 | 17 |
| TOTAL | 95 | 61 | 156 |
| | 61% | 39% | 100% |

LEGEND

UNIT WITH CROSS VENTILATION

UNIT WITH NO CROSS VENTILATION

CLASSIFICATION :

At least 60% of apartments are naturally cross ventilated in the first nine storeys of the building.

Apartments at ten storeys of greater are deemed to be cross ventilated only if any enclosure of the balconies at these levels allows adequate natural ventilation and cannot be fully enslosed.

Overall depth of a cross-over or cross-through apartment does not exceed 18m, measured glass line to glass line.

# SITE B VENTILATION DIAGRAM

| Rev. | Description | By | Date |
|---|---|---|---|
| A | SSD SUBMISSION | TOP | 19/06/26 |

**Disclaimer**

"THESE DRAWINGS ARE PRELIMINARY DRAWINGS AND ARE SUBJECT TO CHANGE WITHOUT NOTICE DURING THE COURSE OF THE PROPOSED DEVELOPMENT AND IN CONSULTATION WITH COUNCIL. SUBMISSION OF THE DRAWINGS DOES NOT CONSTITUTE A REPRESENTATION OR WARRANTY BY THE DEVELOPER OR ITS SERVANTS, AGENTS OR CONTRACTORS THAT THE DRAWINGS ARE FINAL NOR THAT THE PROPOSED DEVELOPMENT WILL TAKE PLACE IN ACCORDANCE WITH THESE DRAWINGS."

BEFORE CARRYING OUT ANY WORK ENSURE THAT THE DRAWINGS USED CARRY THE LATEST AMENDMENT No.

THESE DOCUMENTS AND ANY WORKS EXECUTED AS A RESULT OF THESE DOCUMENTS SHALL BE SUBJECT TO THE COPYRIGHT CONDITIONS SET OUT IN THE CONDITIONS OF ENGAGEMENT. ©

**Notes**

DRAWINGS MADE TO A LARGER SCALE AND THOSE SHOWING PARTICULAR DETAIL OF WORKS SHALL TAKE PRECEDENCE OVER DRAWINGS MADE TO A SMALLER SCALE AND FOR MORE GENERAL PURPOSES.

IN THE EVENT DISCREPANCY EXISTS BETWEEN FIGURED AND SCALED DIMENSIONS, THE FIGURED DIMENSIONS SHALL PREVAIL.

BUILDER TO CHECK ALL SITE DIMENSIONS PRIOR TO FABRICATION OF FITMENTS

ALL WORK SHALL COMPLY WITH RELEVANT AUSTRALIAN STANDARDS AND BUILDING CODE OF AUSTRALIA (BCA)

ALL WORK SHALL CONFORM TO THE CONTRACT DOCUMENTS WHICH INCLUDE SPECIFICATIONS, THE DRAWINGS, ALL ADDENDUMS, FINISHES, SCHEDULES AND MODIFICATIONS ISSUED BY THE ARCHITECT.

THE GENERAL CONTRACTOR SHALL REVIEW ALL DOCUMENTS AND VERIFY ALL DIMENSIONS AND FIELD CONDITIONS AND SHALL CONFIRM THAT WORK IS BUILDABLE AS SHOWN. ANY CONFLICTS OR OMISSIONS, ETC., SHALL BE IMMEDIATELY REPORTED TO THE ARCHITECT FOR CLARIFICATION PRIOR TO THE PERFORMANCE OF ANY WORK IN QUESTION.

ALL THE CONSTRUCTION DRAWINGS SHALL BE READ IN CONJUNCTION W ALL CONSULTANTS AND CONTRACTOR DRAWINGS, SCHEDULES AND SPECIFICATIONS. IN CASE OF CONFLICT BETWEEN ARCHITECTS AND CONSULTANTS DRAWINGS IN LOCATING STRUCTURAL ELEMENTS, MATERIALS / EQUIPMENT, THE ARCHITECT SHALL BE NOTIFIED FOR CLARIFICATION PRIOR TO PROCEEDING WITH CONSTRUCTION.

DO NOT SCALE DRAWINGS. WRITTEN DIMENSIONS GOVERN PARTITION LOCATIONS, DIMENSIONS AND TYPES. IN CASE OF CONFLICT, NOTIFY ARCHITECT OR WRITTEN CLARIFICATION PRIOR TO PROCEEDING WITH CONSTRUCTION.

**Legend**

**Consultants**

**Client**

A Mourched & G Mourched
ABN 94 935 668 270

**Architects**

Tony Owen Partners Architects
Level 2
13-16 Queen Street
Chippendale NSW 2008
P 9122 9698 2900
F 9122 9698 3918
E info@tonyowen.com.au
Reg. No 7080

**Project**

Leppington

**Project address**
297 BRINGELLY ROAD,
LEPPINGTON NSW 2179

**Key plan**



| Scale | Date |
|---|---|
| 1 : 300 | 19/06/26 |

**Drawing title**
SITE B VENTILATION DIAGRAM

| Project no. | Drawing no. | Rev. |
|---|---|---|
| 1111 | A703 | A |

Drawn TL

**Drawing status**
SSD SUBMISSION

17/06/2026 10:25:25 AM

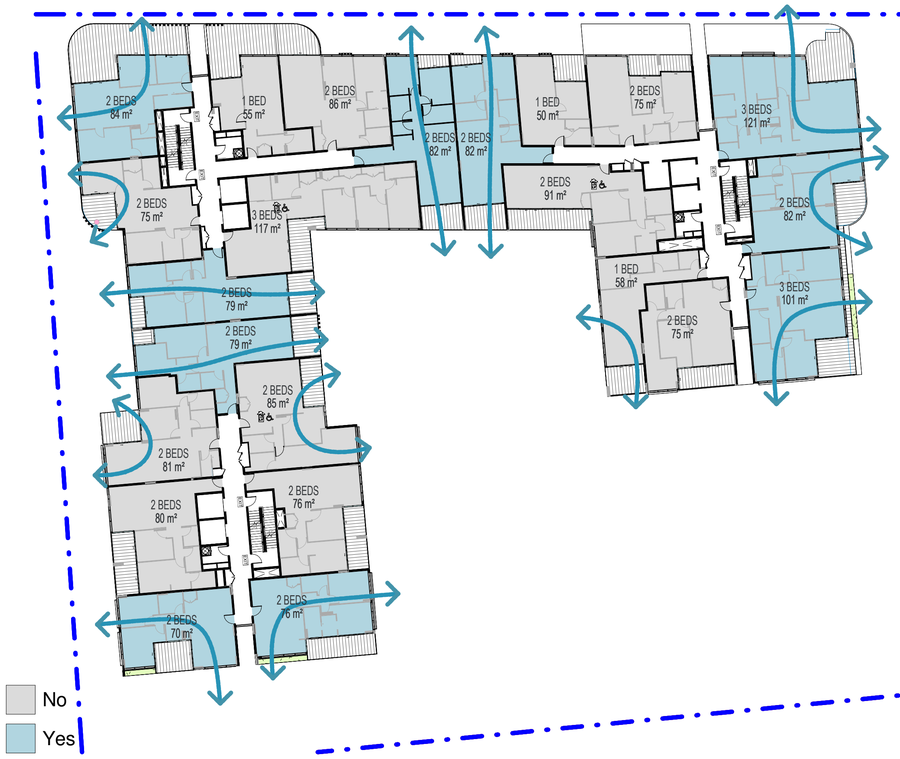


2 BUILDING B_L6-L7 VENTILATION DIAGRAM

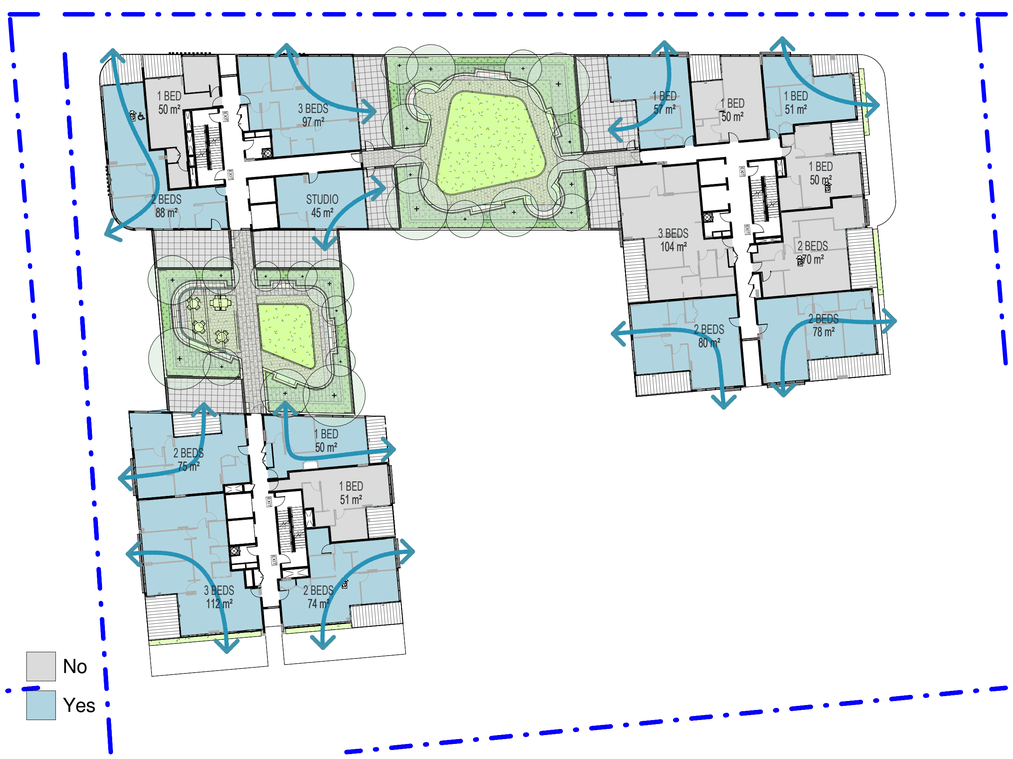


1 BUILDING B_L8 VENTILATION DIAGRAM

CROSS VENTILATION B CALCULATION

| | WITH VENTILATION | NO VENTILATION | UNIT COUNT |
|---|---|---|---|
| LEVEL 0 | | | |
| LEVEL 1 | | | |
| LEVEL 2 | | | |
| LEVEL 3 | 15 | 11 | 26 |
| LEVEL 4 | 15 | 10 | 25 |
| LEVEL 5 | 15 | 10 | 25 |
| LEVEL 6 | 14 | 9 | 23 |
| LEVEL 7 | 14 | 9 | 23 |
| LEVEL 8 | 11 | 6 | 17 |
| LEVEL 9 | 11 | 6 | 17 |
| TOTAL | 95 | 61 | 156 |
| | 61% | 39% | 100% |

LEGEND

UNIT WITH CROSS VENTILATION

UNIT WITH NO CROSS VENTILATION

CLASSIFICATION :

At least 60% of apartments are naturally cross ventilated in the first nine storeys of the building.

Apartments at ten storeys of greater are deemed to be cross ventilated only if any enclosure of the balconies at these levels allows adequate natural ventilation and cannot be fully enslosed.

Overall depth of a cross-over or cross-through apartment does not exceed 18m, measured glass line to glass line.

# SITE B VENTILATION DIAGRAM

| Rev. | Description | By | Date |
|---|---|---|---|
| A | SSD SUBMISSION | TOP | 19/06/26 |

**Disclaimer**

THESE DRAWINGS ARE PRELIMINARY DRAWINGS AND ARE SUBJECT TO CHANGE WITHOUT NOTICE DURING THE COURSE OF THE PROPOSED DEVELOPMENT AND IN CONSULTATION WITH COUNCIL. SUBMISSION OF THE DRAWINGS DOES NOT CONSTITUTE A REPRESENTATION OR WARRANTY BY THE DEVELOPER OR ITS SERVANTS, AGENTS OR CONTRACTORS THAT THE DRAWINGS ARE FINAL NOR THAT THE PROPOSED DEVELOPMENT WILL TAKE PLACE IN ACCORDANCE WITH THESE DRAWINGS."

BEFORE CARRYING OUT ANY WORK ENSURE THAT THE DRAWINGS USED CARRY THE LATEST AMENDMENT No.

THESE DOCUMENTS AND ANY WORKS EXECUTED AS A RESULT OF THESE DOCUMENTS SHALL BE SUBJECT TO THE COPYRIGHT CONDITIONS SET OUT IN THE CONDITIONS OF ENGAGEMENT. ©

**Notes**

DRAWINGS MADE TO A LARGER SCALE AND THOSE SHOWING PARTICULAR DETAIL OF WORKS SHALL TAKE PRECEDENCE OVER DRAWINGS MADE TO A SMALLER SCALE AND FOR MORE GENERAL PURPOSES.
WHERE ANY DISCREPANCY EXISTS BETWEEN FIGURED AND SCALED DIMENSIONS, THE FIGURED DIMENSIONS SHALL PREVAIL.

BUILDER TO CHECK ALL SITE DIMENSIONS PRIOR TO FABRICATION OF FITMENTS.
ALL WORK SHOULD COMPLY WITH RELEVANT AUSTRALIAN STANDARDS AND BUILDING CODE OF AUSTRALIA (BCA).

ALL WORK SHALL CONFORM TO THE CONTRACT DOCUMENTS WHICH INCLUDE SPECIFICATIONS, THE DRAWINGS, ALL ADDENDUMS, FINISHES, SCHEDULES AND MODIFICATIONS ISSUED BY THE ARCHITECT.

THE GENERAL CONTRACTOR SHALL REVIEW ALL DOCUMENTS AND VERIFY ALL DIMENSIONS AND FIELD CONDITIONS AND SHALL CONFIRM THAT WORK IS BUILDABLE AS SHOWN. ANY CONFLICTS OR OMISSIONS, ETC. SHALL BE IMMEDIATELY REPORTED TO THE ARCHITECT FOR CLARIFICATION PRIOR TO THE PERFORMANCE OF ANY WORK IN QUESTION.

ALL THE CONSTRUCTION DRAWINGS SHALL BE READ IN CONJUNCTION W ALL CONSULTANTS AND CONTRACTOR DRAWINGS, SCHEDULES AND SPECIFICATIONS. IN CASE OF CONFLICT BETWEEN ARCHITECTS AND CONSULTANTS DRAWINGS IN LOCATING STRUCTURAL ELEMENTS, MATERIALS / EQUIPMENT, THE ARCHITECT SHALL BE NOTIFIED FOR CLARIFICATION PRIOR TO PROCEEDING WITH CONSTRUCTION.

DO NOT SCALE DRAWINGS. WRITTEN DIMENSIONS GOVERN PARTITION LOCATIONS, DIMENSIONS AND TYPES. IN CASE OF CONFLICT, NOTIFY ARCHITECT OR WRITTEN CLARIFICATION PRIOR TO PROCEEDING WITH CONSTRUCTION.

**Legend**

**Consultants**

**Client**

A Mourched & G Mourched
ABN 94 935 668 270

**Architects**

tony owen ptnrs
Level 2
13-15 Queen Street
Chippendale NSW 2008
P 9122 9698 2900
F 9122 9698 2918
E info@tonyowen.com.au
Tony Owen Partners Architects Reg. No 7080

**Project**

Leppington

**Project address**
297 BRINGELLY ROAD,
LEPPINGTON NSW 2179

**Key plan**



**Scale** 1 : 300 **Date** 19/06/26

**Drawing title**
SITE B VENTILATION DIAGRAM

**Project no.** 1111 **Drawing no.** A704 **Rev.** A

**Drawing status**
SSD SUBMISSION

17/06/2026 10:25:27 AM

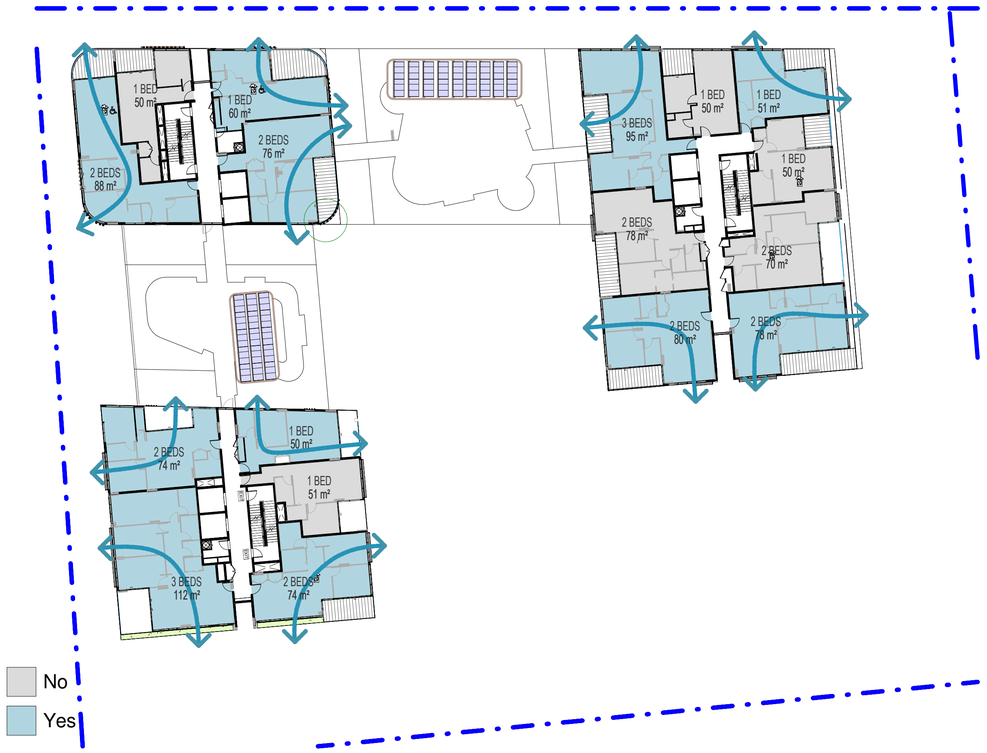


1 BUILDING B_L9 VENTILATION DIAGRAM

CROSS VENTILATION B CALCULATION

| | WITH VENTILATION | NO VENTILATION | UNIT COUNT |
|---|---|---|---|
| LEVEL 0 | | | |
| LEVEL 1 | | | |
| LEVEL 2 | | | |
| LEVEL 3 | 15 | 11 | 26 |
| LEVEL 4 | 15 | 10 | 25 |
| LEVEL 5 | 15 | 10 | 25 |
| LEVEL 6 | 14 | 9 | 23 |
| LEVEL 7 | 14 | 9 | 23 |
| LEVEL 8 | 11 | 6 | 17 |
| LEVEL 9 | 11 | 6 | 17 |
| TOTAL | 95 | 61 | 156 |
| | 61% | 39% | 100% |

LEGEND

UNIT WITH CROSS VENTILATION

UNIT WITH NO CROSS VENTILATION

CLASSIFICATION :

At least 60% of apartments are naturally cross ventilated in the first nine storeys of the building.

Apartments at ten storeys of greater are deemed to be cross ventilated only if any enclosure of the balconies at these levels allows adequate natural ventilation and cannot be fully enslosed.

Overall depth of a cross-over or cross-through apartment does not exceed 18m, measured glass line to glass line.

# SITE B VENTILATION DIAGRAM

| Rev. | Description | By | Date |
|---|---|---|---|
| A | SSD SUBMISSION | TOP | 19/06/26 |

**Disclaimer**

"THESE DRAWINGS ARE PRELIMINARY DRAWINGS AND ARE SUBJECT TO CHANGE WITHOUT NOTICE DURING THE COURSE OF THE PROPOSED DEVELOPMENT AND IN CONSULTATION WITH COUNCIL. SUBMISSION OF THE DRAWINGS DOES NOT CONSTITUTE A REPRESENTATION OR WARRANTY BY THE DEVELOPER OR ITS SERVANTS, AGENTS OR CONTRACTORS THAT THE DRAWINGS ARE FINAL NOR THAT THE PROPOSED DEVELOPMENT WILL TAKE PLACE IN ACCORDANCE WITH THESE DRAWINGS."

BEFORE CARRYING OUT ANY WORK ENSURE THAT THE DRAWINGS USED CARRY THE LATEST AMENDMENT No.

THESE DOCUMENTS AND ANY WORKS EXECUTED AS A RESULT OF THESE DOCUMENTS SHALL BE SUBJECT TO THE COPYRIGHT CONDITIONS SET OUT IN THE CONDITIONS OF ENGAGEMENT. ©

**Notes**

DRAWINGS MADE TO A LARGER SCALE AND THOSE SHOWING PARTICULAR DETAIL OF WORKS SHALL TAKE PRECEDENCE OVER DRAWINGS MADE TO A SMALLER SCALE AND FOR MORE GENERAL PURPOSES.

WHERE ANY DISCREPANCY EXISTS BETWEEN FIGURED AND SCALED DIMENSIONS, THE FIGURED DIMENSIONS SHALL PREVAIL.

BUILDER TO CHECK ALL SITE DIMENSIONS PRIOR TO FABRICATION OF ITEMENTS.

ALL WORK SHOULD COMPLY WITH RELEVANT AUSTRALIAN STANDARDS AND BUILDING CODE OF AUSTRALIA (BCA).

ALL WORK SHALL CONFORM TO THE CONTRACT DOCUMENTS WHICH INCLUDE SPECIFICATIONS, THE DRAWINGS, ALL ADDENDUMS, FINISHES, SCHEDULES AND MODIFICATIONS ISSUED BY THE ARCHITECT.

THE GENERAL CONTRACTOR SHALL REVIEW ALL DOCUMENTS AND VERIFY ALL DIMENSIONS AND FIELD CONDITIONS AND SHALL CONFIRM THAT WORK IS BUILDABLE AS SHOWN. ANY CONFLICTS OR OMISSIONS, ETC., SHALL BE IMMEDIATELY REPORTED TO THE ARCHITECT FOR CLARIFICATION PRIOR TO THE PERFORMANCE OF ANY WORK IN QUESTION.

ALL THE CONSTRUCTION DRAWINGS SHALL BE READ IN CONJUNCTION WI ALL CONSULTANTS AND CONTRACTOR DRAWINGS, SCHEDULES AND SPECIFICATIONS. IN CASE OF CONFLICT BETWEEN ARCHITECTS AND CONSULTANTS DRAWINGS IN LOCATING STRUCTURAL ELEMENTS, MATERIALS / EQUIPMENT, THE ARCHITECT SHALL BE NOTIFIED FOR CLARIFICATION PRIOR TO PROCEEDING WITH CONSTRUCTION.

DO NOT SCALE DRAWINGS. WRITTEN DIMENSIONS GOVERN PARTITION LOCATIONS, DIMENSIONS AND TYPES. IN CASE OF CONFLICT, NOTIFY ARCHITECT OR WRITTEN CLARIFICATION PRIOR TO PROCEEDING WITH CONSTRUCTION.

**Legend**

**Consultants**

**Client**

A Mourched & G Mourched
ABN 94 935 668 270

**Architects**

tony owen ptnrs
Level 2
12-16 Queen Street
Chippendale NSW 2008
P 8332 9688 2600
F 8332 9688 2610
E info@tonyowen.com.au

Tony Owen Partners Architects Reg. No 7080

**Project**

Leppington

**Project address**
297 BRINGELLY ROAD,
LEPPINGTON NSW 2179

**Key plan**



**Scale** 1 : 300 **Date** 19/06/26

**Drawing title**
SITE B VENTILATION DIAGRAM

**Project no.** 1111 **Drawing no.** A705 **Rev.** A

**Drawn** TL

**Drawing status**
SSD SUBMISSION

17/06/2026 10:25:28 AM

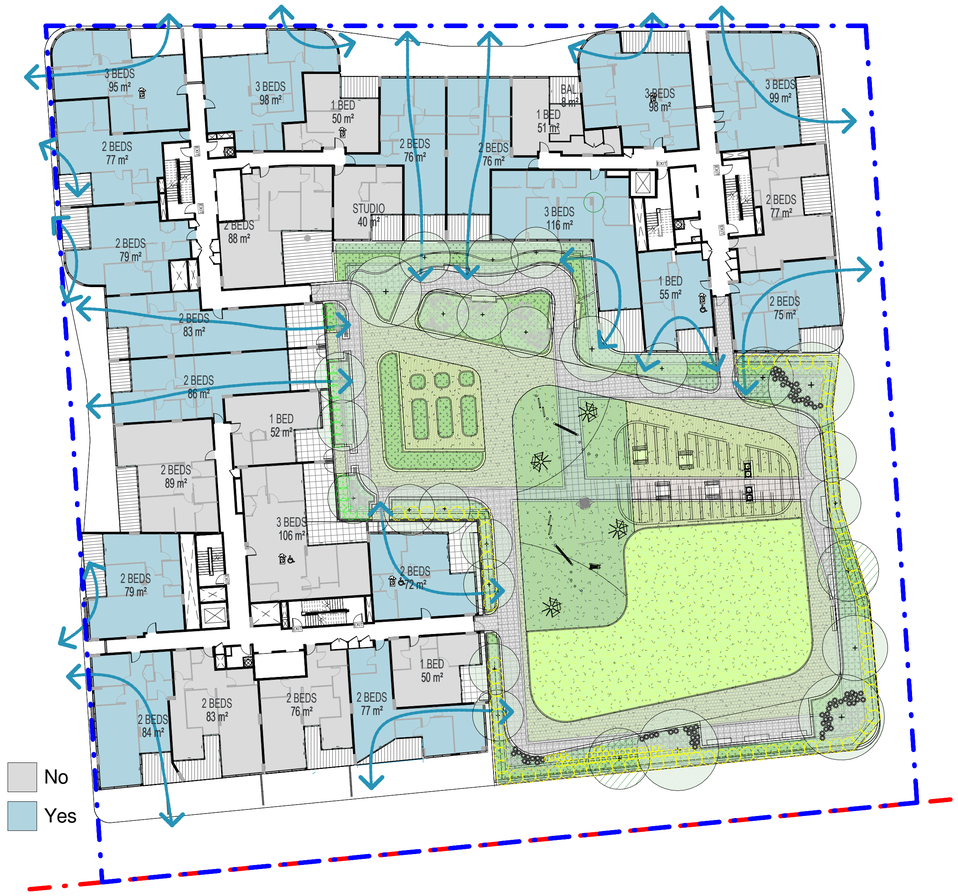


1 BUILDING C_L2 VENTILATION DIAGRAM

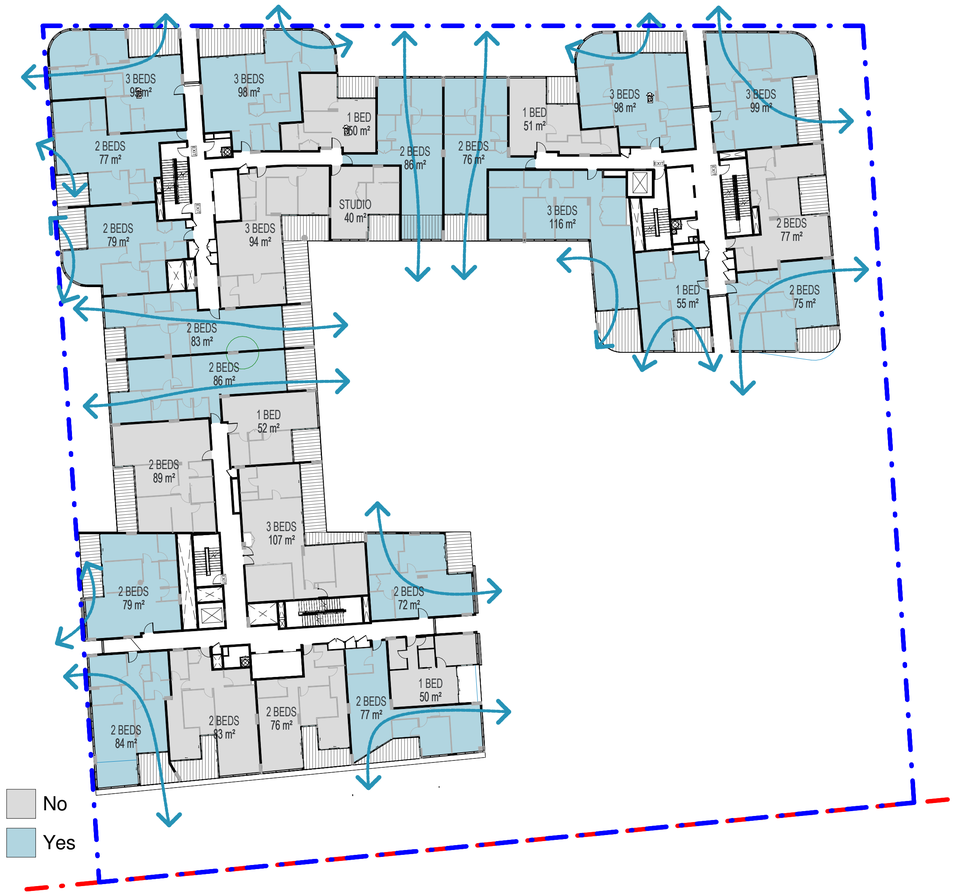


2 BUILDING C_L3-L5 VENTILATION DIAGRAM

CROSS VENTILATION C CALCULATION

| | WITH VENTILATION | NO VENTILATION | UNIT COUNT |
|---|---|---|---|
| LEVEL 0 | | | |
| LEVEL 1 | | | |
| LEVEL 2 | 17 | 11 | 28 |
| LEVEL 3 | 17 | 11 | 28 |
| LEVEL 4 | 17 | 11 | 28 |
| LEVEL 5 | 17 | 11 | 28 |
| LEVEL 6 | 17 | 11 | 28 |
| LEVEL 7 | 17 | 11 | 28 |
| LEVEL 8 | 12 | 8 | 20 |
| LEVEL 9 | 12 | 8 | 20 |
| TOTAL | 126 | 82 | 208 |
| | 61% | 39% | 100% |

LEGEND

UNIT WITH CROSS VENTILATION

UNIT WITH NO CROSS VENTILATION

CLASSIFICATION :

At least 60% of apartments are naturally cross ventilated in the first nine storeys of the building.

Apartments at ten storeys of greater are deemed to be cross ventilated only if any enclosure of the balconies at these levels allows adequate natural ventilation and cannot be fully enslosed.

Overall depth of a cross-over or cross-through apartment does not exceed 18m, measured glass line to glass line.

# SITE C VENTILATION DIAGRAM

| Rev. | Description | By | Date |
|---|---|---|---|
| A | SSD SUBMISSION | TOP | 19/06/26 |

**Disclaimer**

"THESE DRAWINGS ARE PRELIMINARY DRAWINGS AND ARE SUBJECT TO CHANGE WITHOUT NOTICE DURING THE COURSE OF THE PROPOSED DEVELOPMENT AND IN CONSULTATION WITH COUNCIL. SUBMISSION OF THE DRAWINGS DOES NOT CONSTITUTE A REPRESENTATION OR WARRANTY BY THE GIVER/OFFER OF ITS SERVANTS, AGENTS OR CONTRACTORS THAT THE DRAWINGS ARE FINAL NOR THAT THE PROPOSED DEVELOPMENT WILL TAKE PLACE IN ACCORDANCE WITH THESE DRAWINGS."

BEFORE CARRYING OUT ANY WORK ENSURE THAT THE DRAWINGS USED CARRY THE LATEST AMENDMENT No.

THESE DOCUMENTS AND ANY WORKS EXECUTED AS A RESULT OF THESE DOCUMENTS SHALL BE SUBJECT TO THE COPYRIGHT CONDITIONS SET OUT IN THE CONDITIONS OF ENGAGEMENT. ©

**Notes**

DRAWINGS MADE TO A LARGER SCALE AND THOSE SHOWING PARTICULAR DETAIL OF WORKS SHALL TAKE PRECEDENCE OVER DRAWINGS MADE TO A SMALLER SCALE AND FOR MORE GENERAL PURPOSES.

WHERE ANY DISCREPANCY EXISTS BETWEEN FIGURED AND SCALED DIMENSIONS, THE FIGURED DIMENSIONS SHALL PREVAIL.

BUILDER TO CHECK ALL SITE DIMENSIONS PRIOR TO FABRICATION OF FITMENTS

ALL WORK SHOULD COMPLY WITH RELEVANT AUSTRALIAN STANDARDS AND BUILDING CODE OF AUSTRALIA (BCA).

ALL WORK SHALL CONFORM TO THE CONTRACT DOCUMENTS WHICH INCLUDE SPECIFICATIONS, THE DRAWINGS, ALL ADDENDUMS, FINISHES, SCHEDULES AND MODIFICATIONS ISSUED BY THE ARCHITECT.

THE GENERAL CONTRACTOR SHALL REVIEW ALL DOCUMENTS AND VERIFY ALL DIMENSIONS AND FIELD CONDITIONS AND SHALL CONFIRM THAT WORK IS BUILDABLE AS SHOWN. ANY CONFLICTS OR OMISSIONS, ETC., SHALL BE IMMEDIATELY REPORTED TO THE ARCHITECT FOR CLARIFICATION PRIOR TO THE PERFORMANCE OF ANY WORK IN QUESTION.

ALL THE CONSTRUCTION DRAWINGS SHALL BE READ IN CONJUNCTION W ALL CONSULTANTS AND CONTRACTOR DRAWINGS, SCHEDULES AND SPECIFICATIONS. IN CASE OF CONFLICT BETWEEN ARCHITECTS AND CONSULTANTS DRAWINGS IN LOCATING STRUCTURAL ELEMENTS, MATERIALS / EQUIPMENT, THE ARCHITECT SHALL BE NOTIFIES FOR CLARIFICATION PRIOR TO PROCEEDING WITH CONSTRUCTION.

DO NOT SCALE DRAWINGS. WRITTEN DIMENSIONS GOVERN PARTITION LOCATIONS, DIMENSIONS AND TYPES. IN CASE OF CONFLICT, NOTIFY ARCHITECT OR WRITTEN CLARIFICATION PRIOR TO PROCEEDING WITH CONSTRUCTION.

**Legend**

**Consultants**

**Client**

A Mourched & G Mourched
ABN 94 935 668 270

**Architects**

Tony Owen Partners Architects
Level 2
13-16 Queen Street
Chippendale NSW 2008
P 9332 9688 2900
F 9332 9699 3918
E info@tonyowen.com.au
Reg. No 7080

**Project**

Leppington

**Project address**
297 BRINGELLY ROAD,
LEPPINGTON NSW 2179

**Key plan**



**Scale**
1 : 300

**Date**
19/06/26

**Drawing title**
SITE C VENTILATION DIAGRAM

**Project no.** 1111 **Drawing no.** A706 **Rev.** A

**Drawn** TL

**Drawing status**
SSD SUBMISSION

17/06/2026 10:25:30 AM

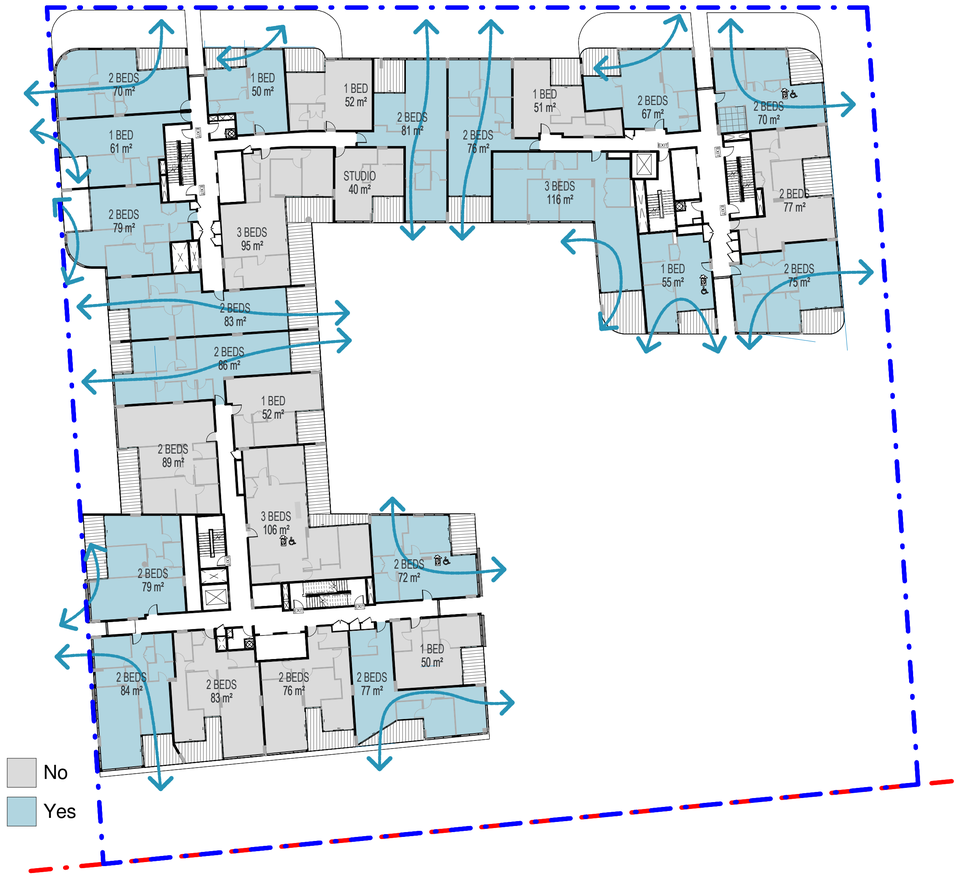


1 BUILDING C_L6-L7 VENTILATION DIAGRAM

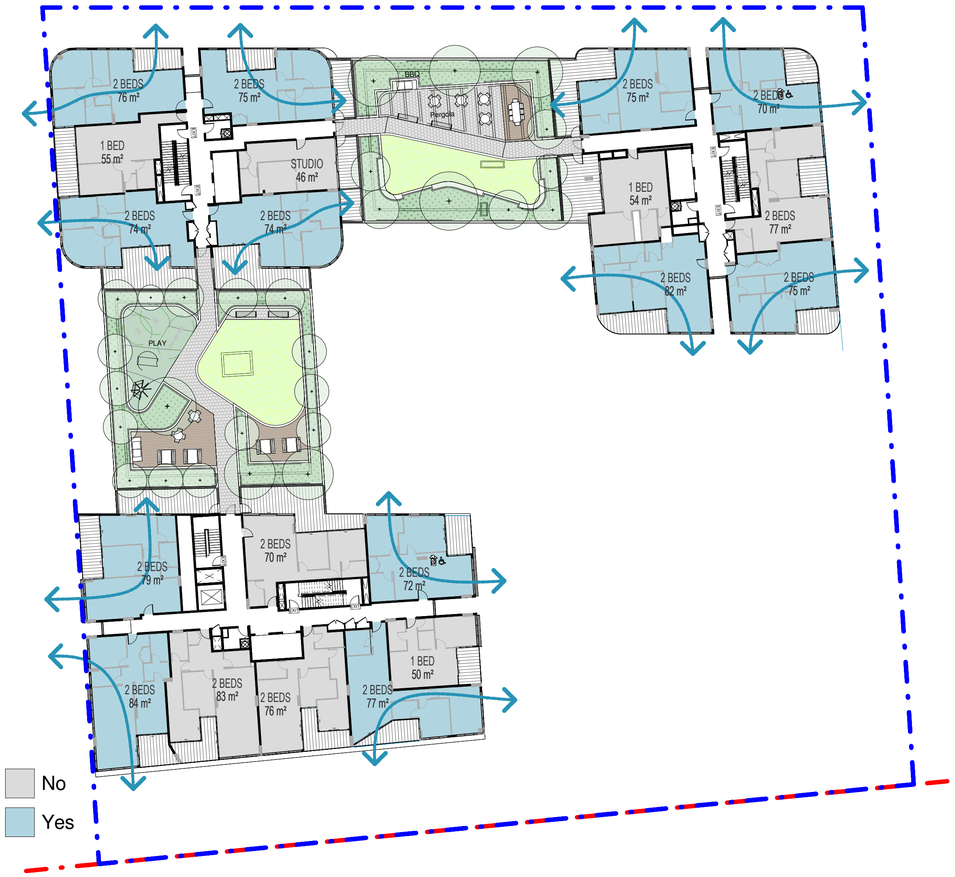


2 BUILDING C_L8 VENTILATION DIAGRAM

CROSS VENTILATION C CALCULATION

| | WITH VENTILATION | NO VENTILATION | UNIT COUNT |
|---|---|---|---|
| LEVEL 0 | | | |
| LEVEL 1 | | | |
| LEVEL 2 | 17 | 11 | 28 |
| LEVEL 3 | 17 | 11 | 28 |
| LEVEL 4 | 17 | 11 | 28 |
| LEVEL 5 | 17 | 11 | 28 |
| LEVEL 6 | 17 | 11 | 28 |
| LEVEL 7 | 17 | 11 | 28 |
| LEVEL 8 | 12 | 8 | 20 |
| LEVEL 9 | 12 | 8 | 20 |
| TOTAL | 126 | 82 | 208 |
| | 61% | 39% | 100% |

LEGEND

UNIT WITH CROSS VENTILATION

UNIT WITH NO CROSS VENTILATION

CLASSIFICATION :

At least 60% of apartments are naturally cross ventilated in the first nine storeys of the building.

Apartments at ten storeys of greater are deemed to be cross ventilated only if any enclosure of the balconies at these levels allows adequate natural ventilation and cannot be fully enslosed.

Overall depth of a cross-over or cross-through apartment does not exceed 18m, measured glass line to glass line.

# SITE C VENTILATION DIAGRAM

| Rev. | Description | By | Date |
|---|---|---|---|
| A | SSD SUBMISSION | TOP | 19/06/26 |

**Disclaimer**

"THESE DRAWINGS ARE PRELIMINARY DRAWINGS AND ARE SUBJECT TO CHANGE WITHOUT NOTICE DURING THE COURSE OF THE PROPOSED DEVELOPMENT AND IN CONSULTATION WITH COUNCIL. SUBMISSION OF THE DRAWINGS DOES NOT CONSTITUTE A REPRESENTATION OR WARRANTY BY THE DEVELOPER OR ITS SERVANTS, AGENTS OR CONTRACTORS THAT THE DRAWINGS ARE FINAL NOR THAT THE PROPOSED DEVELOPMENT WILL TAKE PLACE IN ACCORDANCE WITH THESE DRAWINGS."

BEFORE CARRYING OUT ANY WORK ENSURE THAT THE DRAWINGS USED CARRY THE LATEST AMENDMENT No.

THESE DOCUMENTS AND ANY WORKS EXECUTED AS A RESULT OF THESE DOCUMENTS SHALL BE SUBJECT TO THE COPYRIGHT CONDITIONS SET OUT IN THE CONDITIONS OF ENGAGEMENT. ©

**Notes**

DRAWINGS MADE TO A LARGER SCALE AND THOSE SHOWING PARTICULAR DETAIL OF WORKS SHALL TAKE PRECEDENCE OVER DRAWINGS MADE TO A SMALLER SCALE AND FOR MORE GENERAL PURPOSES.
WHERE ANY DISCREPANCY EXISTS BETWEEN FIGURED AND SCALED DIMENSIONS, THE FIGURED DIMENSIONS SHALL PREVAIL.

BUILDER TO CHECK ALL SITE DIMENSIONS PRIOR TO FABRICATION OF ITEMS/S.
ALL WORK SHOULD COMPLY WITH RELEVANT AUSTRALIAN STANDARDS AND BUILDING CODE OF AUSTRALIA (BCA).

ALL WORK SHALL CONFORM TO THE CONTRACT DOCUMENTS WHICH INCLUDE SPECIFICATIONS, THE DRAWINGS, ALL ADDENDUMS, FINISHES, SCHEDULES AND MODIFICATIONS ISSUED BY THE ARCHITECT.

THE GENERAL CONTRACTOR SHALL REVIEW ALL DOCUMENTS AND VERIFY ALL DIMENSIONS AND FIELD CONDITIONS AND SHALL CONFIRM THAT WORK IS BUILDABLE AS SHOWN. ANY CONFLICTS OR OMISSIONS, ETC., SHALL BE IMMEDIATELY REPORTED TO THE ARCHITECT FOR CLARIFICATION PRIOR TO THE PERFORMANCE OF ANY WORK IN QUESTION.

ALL THE CONSTRUCTION DRAWINGS SHALL BE READ IN CONJUNCTION W/ ALL CONSULTANTS AND CONTRACTOR DRAWINGS, SCHEDULES AND SPECIFICATIONS. IN CASE OF CONFLICT BETWEEN ARCHITECTS AND CONSULTANTS DRAWINGS IN LOCATING STRUCTURAL ELEMENTS, MATERIALS / EQUIPMENT, THE ARCHITECT SHALL BE NOTIFIED FOR CLARIFICATION PRIOR TO PROCEEDING WITH CONSTRUCTION.

DO NOT SCALE DRAWINGS. WRITTEN DIMENSIONS GOVERN PARTITION LOCATIONS, DIMENSIONS AND TYPES. IN CASE OF CONFLICT, NOTIFY ARCHITECT OR WRITTEN CLARIFICATION PRIOR TO PROCEEDING WITH CONSTRUCTION.

**Legend**

**Consultants**

**Client**

A Mourched & G Mourched
ABN 94 935 668 270

**Architects**

tony owen ptnrs
Level 2
13-15 Queen Street
Chippendale NSW 2008
P 8122 9699 2900
F 8122 9699 3018
E info@tonyowen.com.au
Tony Owen Partners Architects Reg. No 7080

**Project**

Leppington

**Project address**

297 BRINGELLY ROAD,
LEPPINGTON NSW 2179

**Key plan**



| Scale | Date |
|---|---|
| 1 : 300 | 19/06/26 |

**Drawing title**
SITE C VENTILATION DIAGRAM

| Project no. 1111 | Drawing no. | Rev. |
|---|---|---|
| Drawn TL | A707 | A |

**Drawing status**
SSD SUBMISSION

17/06/2026 10:25:31 AM




1 BUILDING C_L9-L16 VENTILATION DIAGRAM

CROSS VENTILATION C CALCULATION

| | WITH VENTILATION | NO VENTILATION | UNIT COUNT |
|---|---|---|---|
| LEVEL 0 | | | |
| LEVEL 1 | | | |
| LEVEL 2 | 17 | 11 | 28 |
| LEVEL 3 | 17 | 11 | 28 |
| LEVEL 4 | 17 | 11 | 28 |
| LEVEL 5 | 17 | 11 | 28 |
| LEVEL 6 | 17 | 11 | 28 |
| LEVEL 7 | 17 | 11 | 28 |
| LEVEL 8 | 12 | 8 | 20 |
| LEVEL 9 | 12 | 8 | 20 |
| TOTAL | 126 | 82 | 208 |
| | 61% | 39% | 100% |

LEGEND

UNIT WITH CROSS VENTILATION

UNIT WITH NO CROSS VENTILATION

CLASSIFICATION :

At least 60% of apartments are naturally cross ventilated in the first nine storeys of the building.

Apartments at ten storeys of greater are deemed to be cross ventilated only if any enclosure of the balconies at these levels allows adequate natural ventilation and cannot be fully enslosed.

Overall depth of a cross-over or cross-through apartment does not exceed 18m, measured glass line to glass line.

# SITE C VENTILATION DIAGRAM

| Rev. | Description | By | Date |
|---|---|---|---|
| A | SSD SUBMISSION | TOP | 19/06/26 |

**Disclaimer**

"THESE DRAWINGS ARE PRELIMINARY DRAWINGS AND ARE SUBJECT TO CHANGE WITHOUT NOTICE DURING THE COURSE OF THE PROPOSED DEVELOPMENT AND IN CONSULTATION WITH COUNCIL. SUBMISSION OF THE DRAWINGS DOES NOT CONSTITUTE A REPRESENTATION OR WARRANTY BY THE DEVELOPER OR ITS SERVANTS, AGENTS OR CONTRACTORS THAT THE DRAWINGS ARE FINAL NOR THAT THE PROPOSED DEVELOPMENT WILL TAKE PLACE IN ACCORDANCE WITH THESE DRAWINGS."

BEFORE CARRYING OUT ANY WORK ENSURE THAT THE DRAWINGS USED CARRY THE LATEST AMENDMENT No.

THESE DOCUMENTS AND ANY WORKS EXECUTED AS A RESULT OF THESE DOCUMENTS SHALL BE SUBJECT TO THE COPYRIGHT CONDITIONS SET OUT IN THE CONDITIONS OF ENGAGEMENT. ©

**Notes**

DRAWINGS MADE TO A LARGER SCALE AND THOSE SHOWING PARTICULAR DETAIL OF WORKS SHALL TAKE PRECEDENCE OVER DRAWINGS MADE TO A SMALLER SCALE AND FOR MORE GENERAL PURPOSES.
WHERE ANY DISCREPANCY EXISTS BETWEEN FIGURED AND SCALED DIMENSIONS, THE FIGURED DIMENSIONS SHALL PREVAIL.

BUILDER TO CHECK ALL SITE DIMENSIONS PRIOR TO FABRICATION OF FITMENTS

ALL WORK SHOULD COMPLY WITH RELEVANT AUSTRALIAN STANDARDS AND BUILDING CODE OF AUSTRALIA (BCA).

ALL WORK SHALL CONFORM TO THE CONTRACT DOCUMENTS WHICH INCLUDE SPECIFICATIONS, THE DRAWINGS, ALL ADDENDUMS, FINISHES, SCHEDULES AND MODIFICATIONS ISSUED BY THE ARCHITECT.

THE GENERAL CONTRACTOR SHALL REVIEW ALL DOCUMENTS AND VERIFY ALL DIMENSIONS AND FIELD CONDITIONS AND SHALL CONFIRM THAT WORK IS BUILDABLE AS SHOWN. ANY CONFLICTS OR OMISSIONS, ETC., SHALL BE IMMEDIATELY REPORTED TO THE ARCHITECT FOR CLARIFICATION PRIOR TO THE PERFORMANCE OF ANY WORK IN QUESTION.

ALL THE CONSTRUCTION DRAWINGS SHALL BE READ IN CONJUNCTION W ALL CONSULTANTS AND CONTRACTOR DRAWINGS, SCHEDULES AND SPECIFICATIONS. IN CASE OF CONFLICT BETWEEN ARCHITECTS AND CONSULTANTS DRAWINGS IN LOCATING STRUCTURAL ELEMENTS, MATERIALS / EQUIPMENT, THE ARCHITECT SHALL BE NOTIFIED FOR CLARIFICATION PRIOR TO PROCEEDING WITH CONSTRUCTION.

DO NOT SCALE DRAWINGS. WRITTEN DIMENSIONS GOVERN PARTITION LOCATIONS, DIMENSIONS AND TYPES. IN CASE OF CONFLICT, NOTIFY ARCHITECT OR WRITTEN CLARIFICATION PRIOR TO PROCEEDING WITH CONSTRUCTION.

**Legend**

**Consultants**

**Client**

A Mourched & G Mourched
ABN 94 935 668 270

**Architects**

Tony Owen Partners Architects
Level 2
13-16 Queen Street
Chippendale NSW 2008
P 8122 9698 2900
F 8122 9698 2919
E info@tonyowen.com.au
Reg. No 7080

**Project**

Leppington

**Project address**
297 BRINGELLY ROAD,
LEPPINGTON NSW 2179

**Key plan**



**Scale** 1 : 300
**Date** 19/06/26

**Drawing title**
SITE C VENTILATION DIAGRAM

Project no. 1111 | Drawing no. A708 | Rev. A
Drawn TL

**Drawing status**
SSD SUBMISSION

17/06/2026 10:25:32 AM

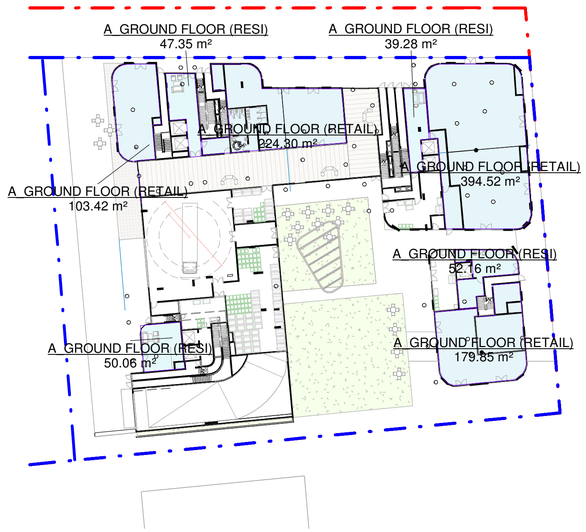


GROUND FLOOR RESI GFA - 188.85m²
GROUND FLOOR RETAIL GFA - 902.09m²
GROUND FLOOR TOTAL GFA - 1090.94m²

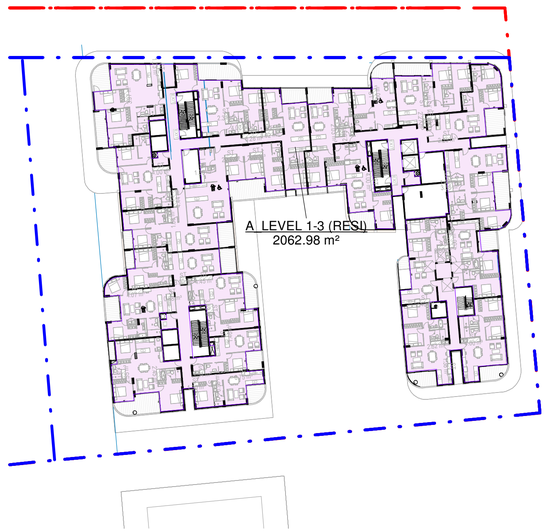


LEVEL 1-3 TOTAL RESI GFA - 6188.94m²

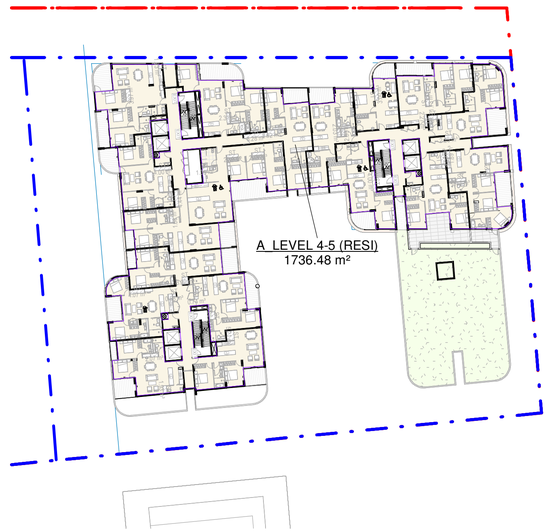


LEVEL 4-5 TOTAL RESI GFA - 3472.96m²

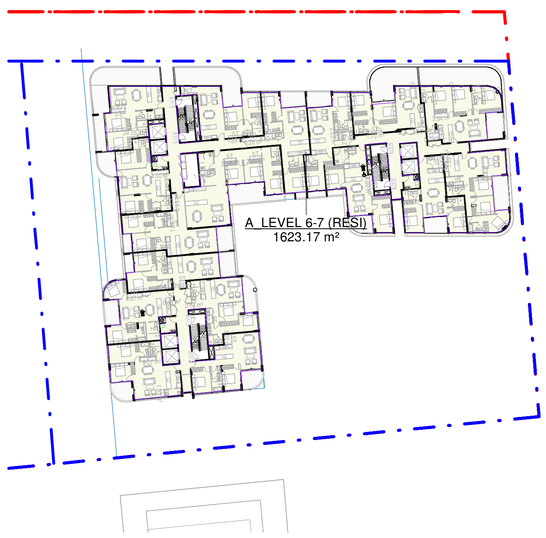


LEVEL 6-7 TOTAL RESI GFA - 3246.34m²

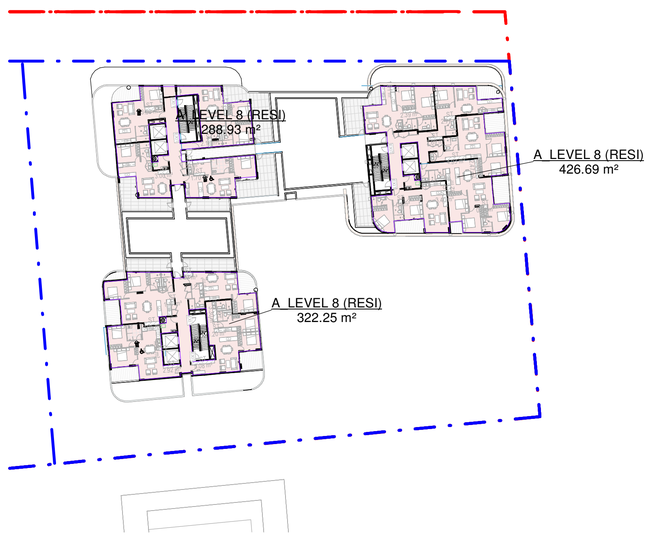


LEVEL 8 TOTAL RESI GFA - 1037.87m²

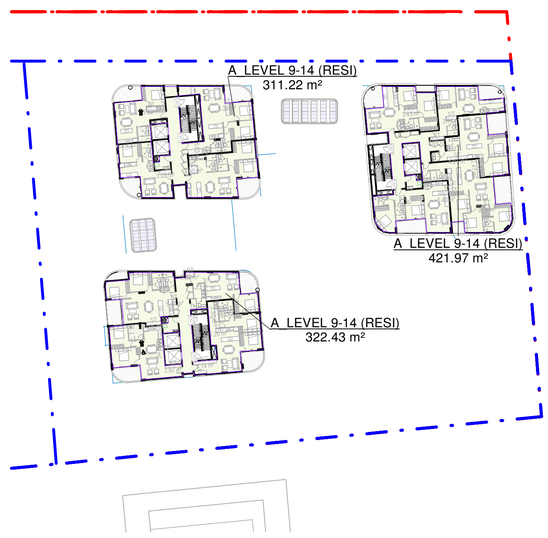


LEVEL 9-14 TOTAL RESI GFA - 6333.72m²

# SITE A - GFA DIAGRAM

| Rev. | Description | By | Date |
|---|---|---|---|
| A | SSD SUBMISSION | TOP | 19/06/26 |

**Disclaimer**
"THESE DRAWINGS ARE PRELIMINARY DRAWINGS AND ARE SUBJECT TO CHANGE WITHOUT NOTICE DURING THE COURSE OF THE PROPOSED DEVELOPMENT AND IN CONSULTATION WITH COUNCIL. SUBMISSION OF THE DRAWINGS DOES NOT CONSTITUTE A REPRESENTATION OR WARRANTY BY THE DEVELOPER OR ITS SERVANTS, AGENTS OR CONTRACTORS THAT THE DRAWINGS ARE FINAL NOR THAT THE PROPOSED DEVELOPMENT WILL TAKE PLACE IN ACCORDANCE WITH THESE DRAWINGS."

BEFORE CARRYING OUT ANY WORK ENSURE THAT THE DRAWINGS USED CARRY THE LATEST AMENDMENT No.

THESE DOCUMENTS AND ANY WORKS EXECUTED AS A RESULT OF THESE DOCUMENTS SHALL BE SUBJECT TO THE COPYRIGHT CONDITIONS SET OUT IN THE CONDITIONS OF ENGAGEMENT. ©

**Notes**
DRAWINGS MADE TO A LARGER SCALE AND THOSE SHOWING PARTICULAR DETAIL OF WORKS SHALL TAKE PRECEDENCE OVER DRAWINGS MADE TO A SMALLER SCALE AND FOR MORE GENERAL PURPOSES.
WHERE ANY DISCREPANCY EXISTS BETWEEN FIGURED AND SCALED DIMENSIONS, THE FIGURED DIMENSIONS SHALL PREVAIL.

BUILDER TO CHECK ALL SITE DIMENSIONS PRIOR TO FABRICATION OF ITEMS/ITS.
ALL WORK SHOULD COMPLY WITH RELEVANT AUSTRALIAN STANDARDS AND BUILDING CODE OF AUSTRALIA (BCA).

ALL WORK SHALL CONFORM TO THE CONTRACT DOCUMENTS WHICH INCLUDE SPECIFICATIONS, THE DRAWINGS, ALL ADDENDUMS, FINISHES, SCHEDULES AND MODIFICATIONS ISSUED BY THE ARCHITECT.

THE GENERAL CONTRACTOR SHALL REVIEW ALL DOCUMENTS AND VERIFY ALL DIMENSIONS AND FIELD CONDITIONS AND SHALL CONFIRM THAT WORK IS BUILDABLE AS SHOWN. ANY CONFLICTS OR OMISSIONS, ETC., SHALL BE IMMEDIATELY REPORTED TO THE ARCHITECT FOR CLARIFICATION PRIOR TO THE PERFORMANCE OF ANY WORK IN QUESTION.

ALL THE CONSTRUCTION DRAWINGS SHALL BE READ IN CONJUNCTION W/ ALL CONSULTANTS AND CONTRACTOR DRAWINGS, SCHEDULES AND SPECIFICATIONS. IN CASE OF CONFLICT BETWEEN ARCHITECTS AND CONSULTANTS DRAWINGS IN LOCATING STRUCTURAL ELEMENTS, MATERIALS / EQUIPMENT, THE ARCHITECT SHALL BE NOTIFIED FOR CLARIFICATION PRIOR TO PROCEEDING WITH CONSTRUCTION.

DO NOT SCALE DRAWINGS. WRITTEN DIMENSIONS GOVERN PARTITION LOCATIONS, DIMENSIONS AND TYPES. IN CASE OF CONFLICT, NOTIFY ARCHITECT OR WRITTEN CLARIFICATION PRIOR TO PROCEEDING WITH CONSTRUCTION.

**Legend**

**Consultants**

**Client**
A Mourched & G Mourched
ABN 94 935 668 270

**Architects**
tony owen ptnrs
Level 2
32-34 Queen Street
Chippendale NSW 2008
P 9332 3699 2000
F 9332 3699 3010
E info@tonyowen.com.au
Tony Owen Partners Architects Reg. No 7080

**Project**
Leppington

**Project address**
297 BRINGELLY ROAD,
LEPPINGTON NSW 2179

**Key plan**


| Scale | Date |
|---|---|
| 1 : 500 | 19/06/26 |

**Drawing title**
SITE A - GFA DIAGRAM

| Project no. 1111 | Drawing no. | Rev. |
|---|---|---|
| Drawn TL | A500 | A |

**Drawing status**
SSD SUBMISSION

19/06/2026 2:52:33 PM

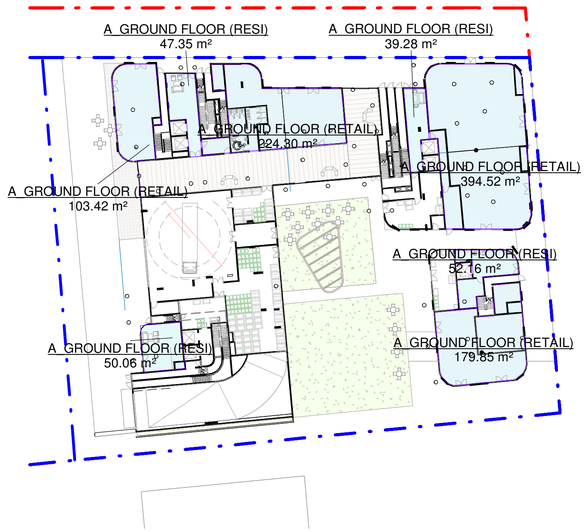


GROUND FLOOR RESI GFA - 188.85m²
GROUND FLOOR RETAIL GFA - 902.09m²
GROUND FLOOR TOTAL GFA - 1090.94m²

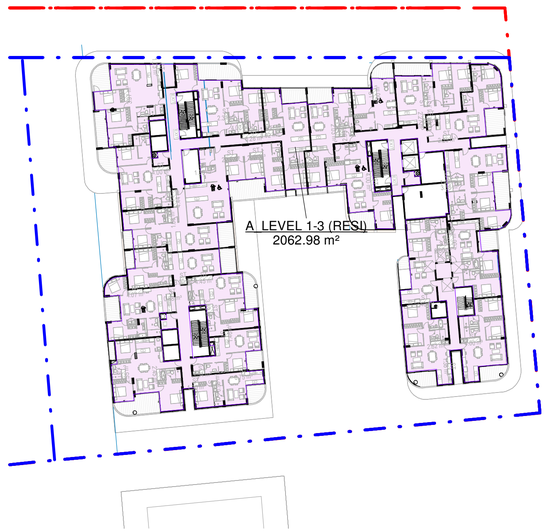


LEVEL 1-3 TOTAL RESI GFA - 6188.94m²

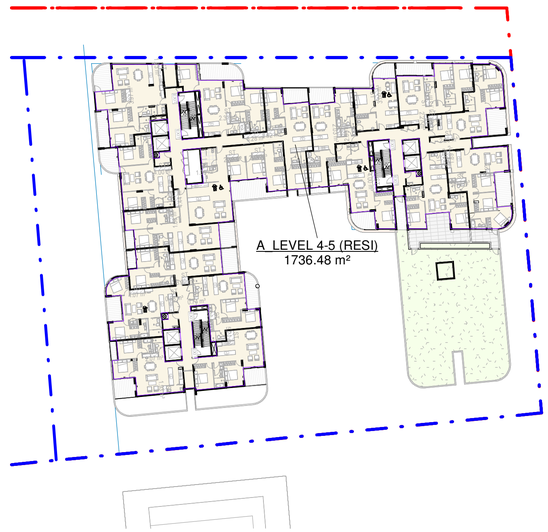


LEVEL 4-5 TOTAL RESI GFA - 3472.96m²

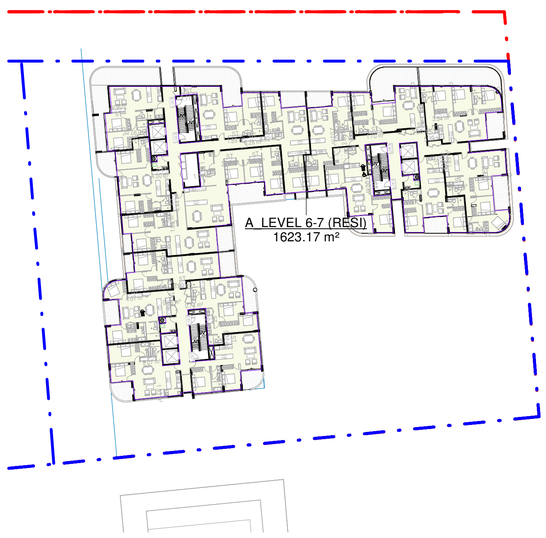


LEVEL 6-7 TOTAL RESI GFA - 3246.34m²

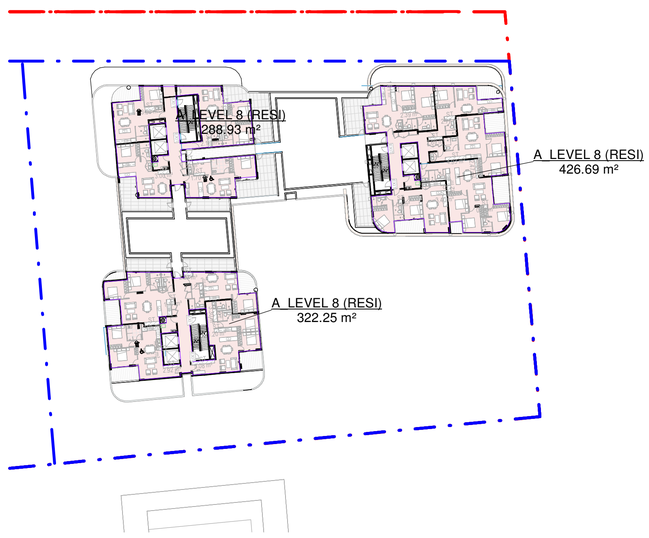


LEVEL 8 TOTAL RESI GFA - 1037.87m²

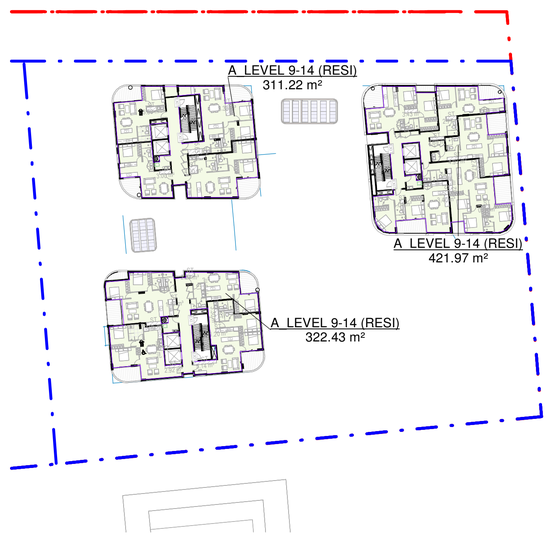


LEVEL 9-14 TOTAL RESI GFA - 6333.72m²

# SITE A - GFA DIAGRAM

| Rev. | Description | By | Date |
|---|---|---|---|
| A | SSD SUBMISSION | TOP | 19/06/26 |

**Disclaimer**
"THESE DRAWINGS ARE PRELIMINARY DRAWINGS AND ARE SUBJECT TO CHANGE WITHOUT NOTICE DURING THE COURSE OF THE PROPOSED DEVELOPMENT AND IN CONSULTATION WITH COUNCIL. SUBMISSION OF THE DRAWINGS DOES NOT CONSTITUTE A REPRESENTATION OR WARRANTY BY THE DEVELOPER OR ITS SERVANTS, AGENTS OR CONTRACTORS THAT THE DRAWINGS ARE FINAL NOR THAT THE PROPOSED DEVELOPMENT WILL TAKE PLACE IN ACCORDANCE WITH THESE DRAWINGS."

BEFORE CARRYING OUT ANY WORK ENSURE THAT THE DRAWINGS USED CARRY THE LATEST AMENDMENT No.

THESE DOCUMENTS AND ANY WORKS EXECUTED AS A RESULT OF THESE DOCUMENTS SHALL BE SUBJECT TO THE COPYRIGHT CONDITIONS SET OUT IN THE CONDITIONS OF ENGAGEMENT. ©

**Notes**
DRAWINGS MADE TO A LARGER SCALE AND THOSE SHOWING PARTICULAR DETAIL OF WORKS SHALL TAKE PRECEDENCE OVER DRAWINGS MADE TO A SMALLER SCALE AND FOR MORE GENERAL PURPOSES.
WHERE ANY DISCREPANCY EXISTS BETWEEN FIGURED AND SCALED DIMENSIONS, THE FIGURED DIMENSIONS SHALL PREVAIL.

BUILDER TO CHECK ALL SITE DIMENSIONS PRIOR TO FABRICATION OF ITEMS/ITS.
ALL WORK SHOULD COMPLY WITH RELEVANT AUSTRALIAN STANDARDS AND BUILDING CODE OF AUSTRALIA (BCA).

ALL WORK SHALL CONFORM TO THE CONTRACT DOCUMENTS WHICH INCLUDE SPECIFICATIONS, THE DRAWINGS, ALL ADDENDUMS, FINISHES, SCHEDULES AND MODIFICATIONS ISSUED BY THE ARCHITECT.

THE GENERAL CONTRACTOR SHALL REVIEW ALL DOCUMENTS AND VERIFY ALL DIMENSIONS AND FIELD CONDITIONS AND SHALL CONFIRM THAT WORK IS BUILDABLE AS SHOWN. ANY CONFLICTS OR OMISSIONS, ETC., SHALL BE IMMEDIATELY REPORTED TO THE ARCHITECT FOR CLARIFICATION PRIOR TO THE PERFORMANCE OF ANY WORK IN QUESTION.

ALL THE CONSTRUCTION DRAWINGS SHALL BE READ IN CONJUNCTION W/ ALL CONSULTANTS AND CONTRACTOR DRAWINGS, SCHEDULES AND SPECIFICATIONS. IN CASE OF CONFLICT BETWEEN ARCHITECTS AND CONSULTANTS DRAWINGS IN LOCATING STRUCTURAL ELEMENTS, MATERIALS / EQUIPMENT, THE ARCHITECT SHALL BE NOTIFIED FOR CLARIFICATION PRIOR TO PROCEEDING WITH CONSTRUCTION.

DO NOT SCALE DRAWINGS. WRITTEN DIMENSIONS GOVERN PARTITION LOCATIONS, DIMENSIONS AND TYPES. IN CASE OF CONFLICT, NOTIFY ARCHITECT OR WRITTEN CLARIFICATION PRIOR TO PROCEEDING WITH CONSTRUCTION.

**Legend**

**Consultants**

**Client**
A Mourched & G Mourched
ABN 94 935 668 270

**Architects**
tony owen ptnrs
Level 2
32-34 Queen Street
Chippendale NSW 2008
P 9332 3699 2000
F 9332 3699 3010
E info@tonyowen.com.au
Tony Owen Partners Architects Reg. No 7080

**Project**
Leppington

**Project address**
297 BRINGELLY ROAD,
LEPPINGTON NSW 2179

**Key plan**


| Scale | Date |
|---|---|
| 1 : 500 | 19/06/26 |

**Drawing title**
SITE A - GFA DIAGRAM

| Project no. 1111 | Drawing no. | Rev. |
|---|---|---|
| Drawn TL | A500 | A |

**Drawing status**
SSD SUBMISSION

19/06/2026 2:52:33 PM

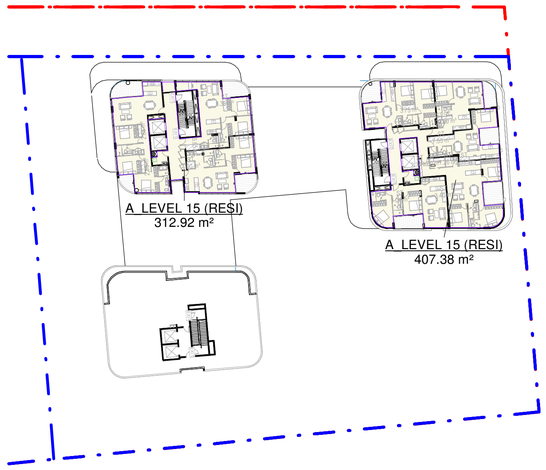


LEVEL 15 TOTAL RESI GFA - 720.30m²




LEVEL 16 TOTAL RESI GFA - 695.26m²

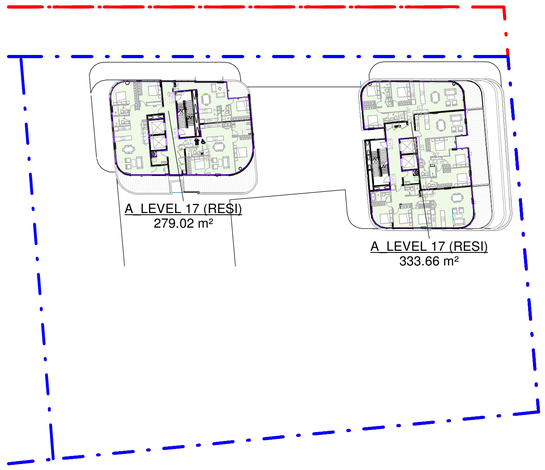


LEVEL 17 TOTAL RESI GFA - 1307.94m²

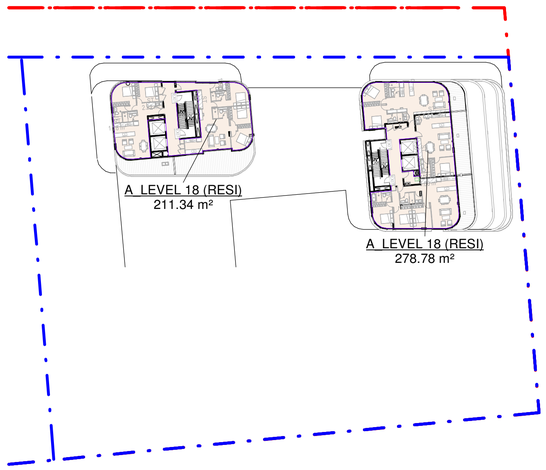


LEVEL 18 TOTAL RESI GFA - 490.12m²

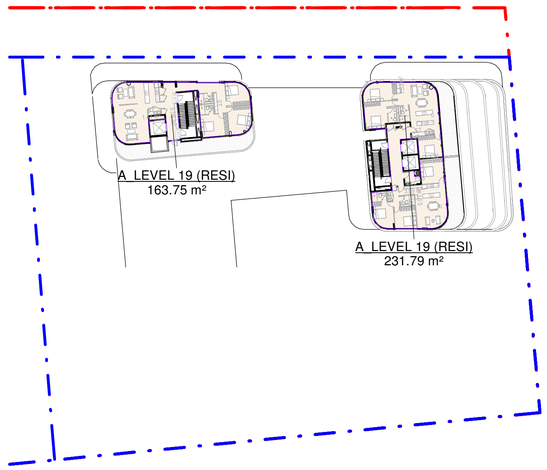


LEVEL 19 TOTAL RESI GFA - 395.54m²

1090.94+18566.82+6,945.92+6,492.68+
1037.87+38,002.32+720.3+695.26+
1307.94+490.12+395.54

TOTAL GFA BUILDING A : 75,745.71 m²

# SITE A - GFA DIAGRAM

| Rev. | Description | By | Date |
|---|---|---|---|
| A | SSD SUBMISSION | TOP | 19/06/26 |

**Disclaimer**

"THESE DRAWINGS ARE PRELIMINARY DRAWINGS AND ARE SUBJECT TO CHANGE WITHOUT NOTICE DURING THE COURSE OF THE PROPOSED DEVELOPMENT AND IN CONSULTATION WITH COUNCIL. SUBMISSION OF THE DRAWINGS DOES NOT CONSTITUTE A REPRESENTATION OR WARRANTY BY THE DEVELOPER OR ITS SERVANTS, AGENTS OR CONTRACTORS THAT THE DRAWINGS ARE FINAL NOR THAT THE PROPOSED DEVELOPMENT WILL TAKE PLACE IN ACCORDANCE WITH THESE DRAWINGS."

BEFORE CARRYING OUT ANY WORK ENSURE THAT THE DRAWINGS USED CARRY THE LATEST AMENDMENT No.

THESE DOCUMENTS AND ANY WORKS EXECUTED AS A RESULT OF THESE DOCUMENTS SHALL BE SUBJECT TO THE COPYRIGHT CONDITIONS SET OUT IN THE CONDITIONS OF ENGAGEMENT. ©

**Notes**

DRAWINGS MADE TO A LARGER SCALE AND THOSE SHOWING PARTICULAR DETAIL OF WORKS SHALL TAKE PRECEDENCE OVER DRAWINGS MADE TO A SMALLER SCALE AND FOR MORE GENERAL PURPOSES.
WHERE ANY DISCREPANCY EXISTS BETWEEN FIGURED AND SCALED DIMENSIONS, THE FIGURED DIMENSIONS SHALL PREVAIL.

BUILDER TO CHECK ALL SITE DIMENSIONS PRIOR TO FABRICATION OF FITMENTS.
ALL WORK SHOULD COMPLY WITH RELEVANT AUSTRALIAN STANDARDS AND BUILDING CODE OF AUSTRALIA (BCA).

ALL WORK SHALL CONFORM TO THE CONTRACT DOCUMENTS WHICH INCLUDE SPECIFICATIONS, THE DRAWINGS, ALL ADDENDUMS, FINISHES, SCHEDULES AND MODIFICATIONS ISSUED BY THE ARCHITECT.

THE GENERAL CONTRACTOR SHALL REVIEW ALL DOCUMENTS AND VERIFY ALL DIMENSIONS AND FIELD CONDITIONS AND SHALL CONFIRM THAT WORK IS BUILDABLE AS SHOWN. ANY CONFLICTS OR OMISSIONS, ETC., SHALL BE IMMEDIATELY REPORTED TO THE ARCHITECT FOR CLARIFICATION PRIOR TO THE PERFORMANCE OF ANY WORK IN QUESTION.

ALL THE CONSTRUCTION DRAWINGS SHALL BE READ IN CONJUNCTION W. ALL CONSULTANTS AND CONTRACTOR DRAWINGS, SCHEDULES AND SPECIFICATIONS. IN CASE OF CONFLICT BETWEEN ARCHITECTS AND CONSULTANTS DRAWINGS IN LOCATING STRUCTURAL ELEMENTS, MATERIALS / EQUIPMENT, THE ARCHITECT SHALL BE NOTIFIED FOR CLARIFICATION PRIOR TO PROCEEDING WITH CONSTRUCTION.

DO NOT SCALE DRAWINGS. WRITTEN DIMENSIONS GOVERN PARTITION LOCATIONS, DIMENSIONS AND TYPES. IN CASE OF CONFLICT, NOTIFY ARCHITECT OR WRITTEN CLARIFICATION PRIOR TO PROCEEDING WITH CONSTRUCTION.

**Legend**

**Consultants**

**Client**

A Mourched & G Mourched
ABN 94 935 668 270

**Architects**

tony owen ptnrs
Level 2
12-16 Queen Street
Chippendale NSW 2008
P (02) 9698 2900
F (02) 9699 3018
E info@tonyowen.com.au
Tony Owen Partners Architects Reg. No 7080

**Project**

Leppington

**Project address**
297 BRINGELLY ROAD,
LEPPINGTON NSW 2179

**Key plan**



| Scale | Date |
|---|---|
| 1 : 500 | 19/06/26 |

**Drawing title**
SITE A - GFA DIAGRAM

| Project no. 1111 | Drawing no. | Rev. |
|---|---|---|
| Drawn TL | A501 | A |

**Drawing status**
SSD SUBMISSION

16/06/2026 2:53:04 PM

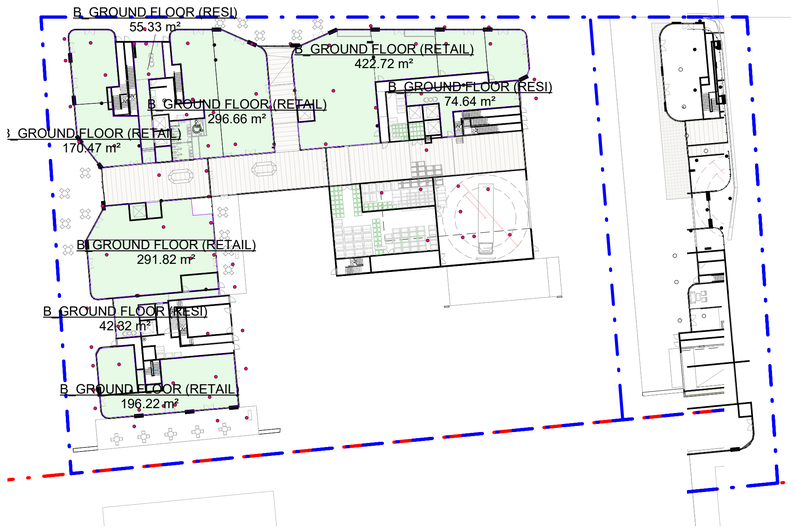


GROUND FLOOR RESI GFA - 172.29m²
GROUND FLOOR RETAIL GFA - 1377.89m²
GROUND FLOOR TOTAL GFA - 1550.18m²

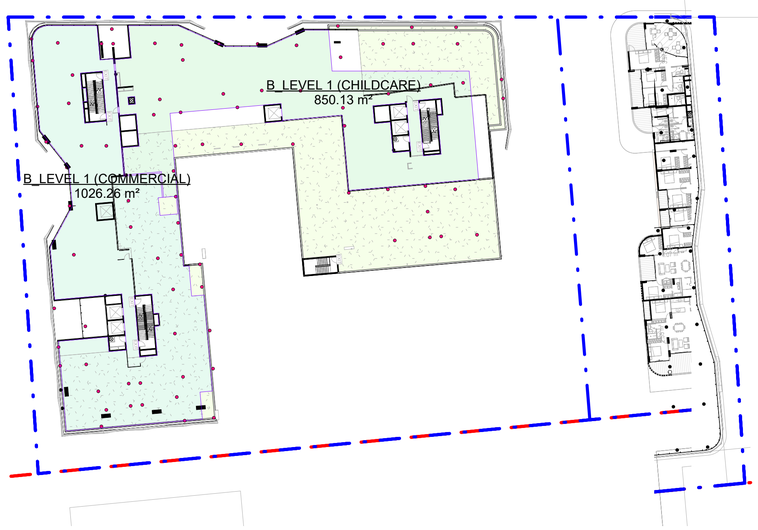


LEVEL 1 COMMERCIAL GFA - 1026.26m²
LEVEL 1 CHILDCARE GFA - 850.13m²
LEVEL 1 TOTAL GFA - 1876.39m²

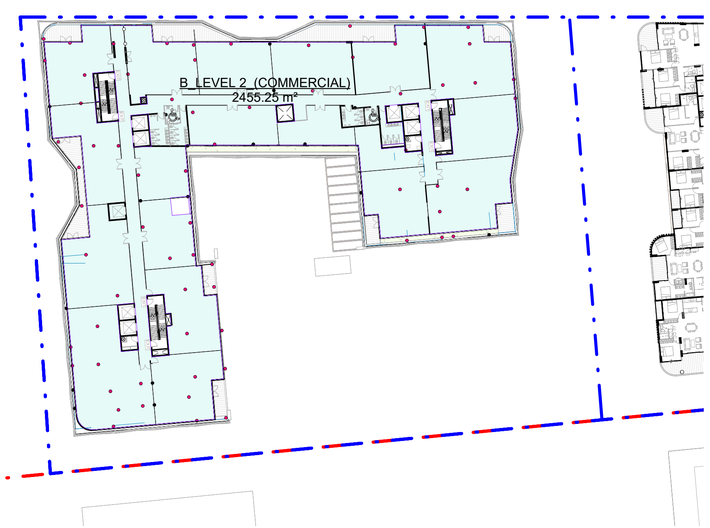


LEVEL 2 TOTAL COMMERCIAL GFA - 2455.25m²

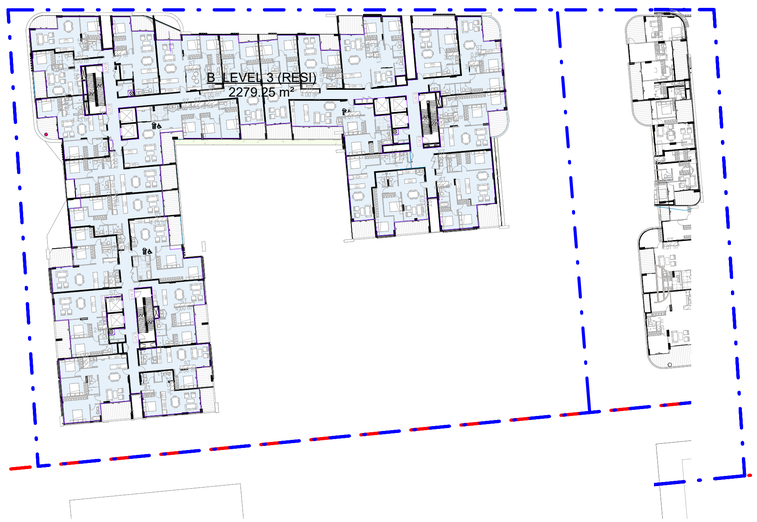


LEVEL 3 TOTAL RESI GFA - 2279.25m²




LEVEL 4-5 TOTAL RESI GFA - 4442.66m²

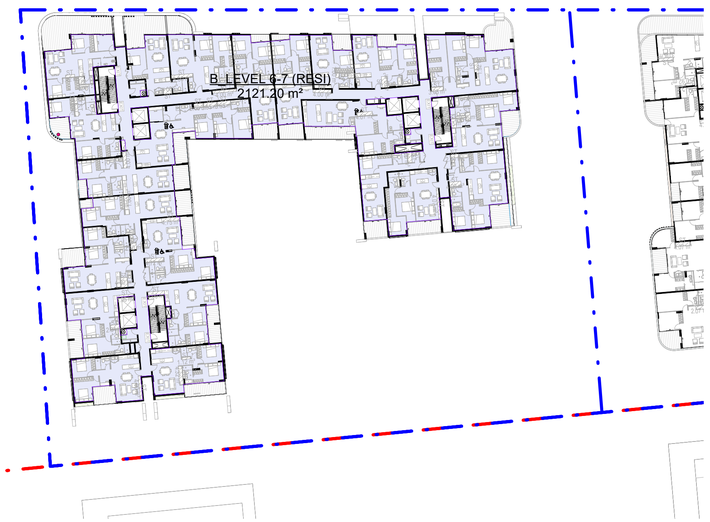


LEVEL 6-7 TOTAL RESI GFA - 4242.40m²

# SITE B - GFA DIAGRAM

| Rev. | Description | By | Date |
|---|---|---|---|
| A | SSD SUBMISSION | TOP | 19/06/26 |

**Disclaimer**

"THESE DRAWINGS ARE PRELIMINARY DRAWINGS AND ARE SUBJECT TO CHANGE WITHOUT NOTICE DURING THE COURSE OF THE PROPOSED DEVELOPMENT AND IN CONSULTATION WITH COUNCIL. SUBMISSION OF THE DRAWINGS DOES NOT CONSTITUTE A REPRESENTATION OR WARRANTY BY THE DEVELOPER OR ITS SERVANTS, AGENTS OR CONTRACTORS THAT THE DRAWINGS ARE FINAL NOR THAT THE PROPOSED DEVELOPMENT WILL TAKE PLACE IN ACCORDANCE WITH THESE DRAWINGS."

BEFORE CARRYING OUT ANY WORK ENSURE THAT THE DRAWINGS USED CARRY THE LATEST AMENDMENT No.

THESE DOCUMENTS AND ANY WORKS EXECUTED AS A RESULT OF THESE DOCUMENTS SHALL BE SUBJECT TO THE COPYRIGHT CONDITIONS SET OUT IN THE CONDITIONS OF ENGAGEMENT. ©

**Notes**

DRAWINGS MADE TO A LARGER SCALE AND THOSE SHOWING PARTICULAR DETAIL OF WORKS SHALL TAKE PRECEDENCE OVER DRAWINGS MADE TO A SMALLER SCALE AND FOR MORE GENERAL PURPOSES
WHERE ANY DISCREPANCY EXISTS BETWEEN FIGURED AND SCALED DIMENSIONS, THE FIGURED DIMENSIONS SHALL PREVAIL.

BUILDER TO CHECK ALL SITE DIMENSIONS PRIOR TO FABRICATION OF FITMENTS.
ALL WORK SHOULD COMPLY WITH RELEVANT AUSTRALIAN STANDARDS AND BUILDING CODE OF AUSTRALIA (BCA)

ALL WORK SHALL CONFORM TO THE CONTRACT DOCUMENTS WHICH INCLUDE SPECIFICATIONS, THE DRAWINGS, ALL ADDENDUMS, FINISHES, SCHEDULES AND MODIFICATIONS ISSUED BY THE ARCHITECT.

THE GENERAL CONTRACTOR SHALL REVIEW ALL DOCUMENTS AND VERIFY ALL DIMENSIONS AND FIELD CONDITIONS AND SHALL CONFIRM THAT WORK IS BUILDABLE AS SHOWN. ANY CONFLICTS OR OMISSIONS, ETC., SHALL BE IMMEDIATELY REPORTED TO THE ARCHITECT FOR CLARIFICATION PRIOR TO THE PERFORMANCE OF ANY WORK IN QUESTION.

ALL THE CONSTRUCTION DRAWINGS SHALL BE READ IN CONJUNCTION W ALL CONSULTANTS AND CONTRACTOR DRAWINGS, SCHEDULES AND SPECIFICATIONS. IN CASE OF CONFLICT BETWEEN ARCHITECTS AND CONSULTANTS DRAWINGS IN LOCATING STRUCTURAL ELEMENTS, MATERIALS / EQUIPMENT, THE ARCHITECT SHALL BE NOTIFIED FOR CLARIFICATION PRIOR TO PROCEEDING WITH CONSTRUCTION.

DO NOT SCALE DRAWINGS. WRITTEN DIMENSIONS GOVERN PARTITION LOCATIONS, DIMENSIONS AND TYPES. IN CASE OF CONFLICT, NOTIFY ARCHITECT OR WRITTEN CLARIFICATION PRIOR TO PROCEEDING WITH CONSTRUCTION.

**Legend**

**Consultants**

**Client**

A Mourched & G Mourched
ABN 94 935 668 270

**Architects**

tony owen ptnrs
Tony Owen Partners Architects Reg. No 7080
Level 2
10-16 Queen Street
Chippendale NSW 2008
T (02) 9698 2900
F (02) 9699 3018
E info@tonyowen.com.au

**Project**

Leppington

**Project address**
297 BRINGELLY ROAD,
LEPPINGTON NSW 2179

**Key plan**



| Scale | Date |
|---|---|
| 1 : 500 | 19/06/26 |

**Drawing title**
SITE B - GFA DIAGRAM

| Project no. | Drawing no. | Rev. |
|---|---|---|
| 1111 | A502 | A |

Drawn TL

**Drawing status**
SSD SUBMISSION

16/06/2026 5:54:01 PM

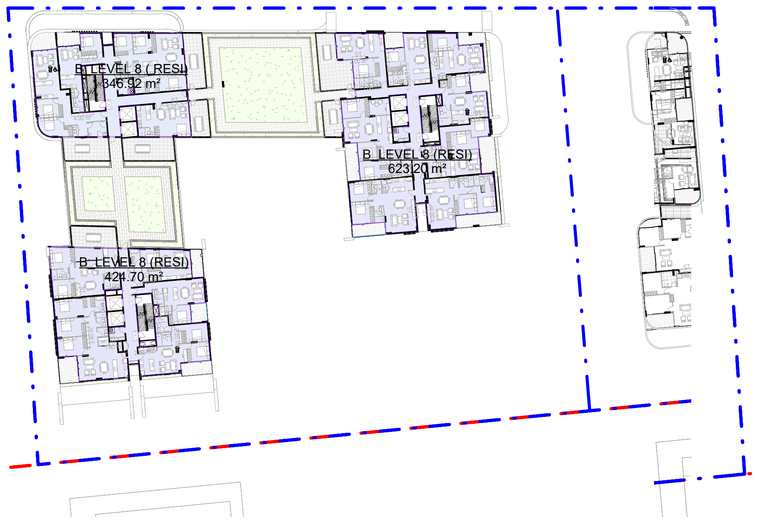


LEVEL 8 TOTAL RESI GFA - 1394.82m²

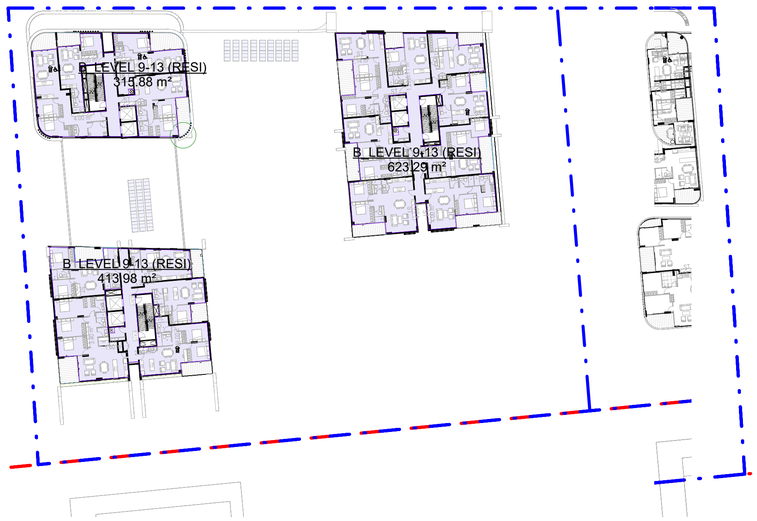


LEVEL 9-13 TOTAL RESI GFA - 6765.75m²

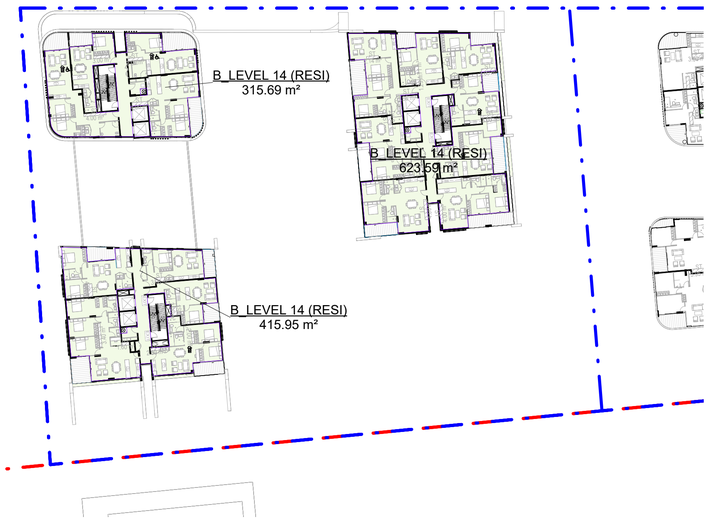


LEVEL 14 TOTAL RESI GFA - 1355.23m²

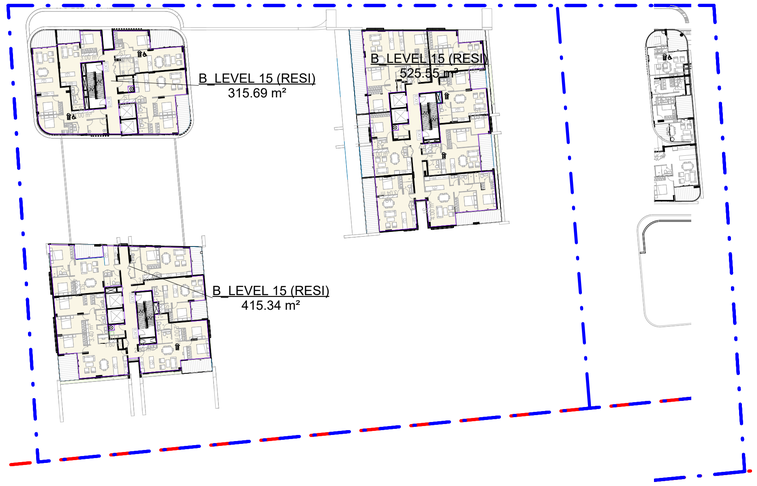


LEVEL 15 TOTAL RESI GFA - 1256.58m²




LEVEL 16 TOTAL RESI GFA - 1112.69m²

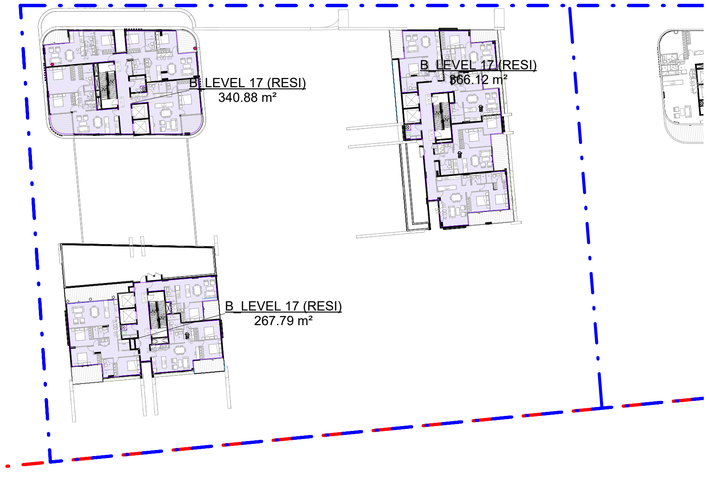


LEVEL 17 TOTAL RESI GFA - 974.79m²

# SITE B - GFA DIAGRAM

| Rev. | Description | By | Date |
|---|---|---|---|
| A | SSD SUBMISSION | TOP | 19/06/26 |

**Disclaimer**

THESE DRAWINGS ARE PRELIMINARY DRAWINGS AND ARE SUBJECT TO CHANGE WITHOUT NOTICE DURING THE COURSE OF THE PROPOSED DEVELOPMENT AND IN CONSULTATION WITH COUNCIL. SUBMISSION OF THE DRAWINGS DOES NOT CONSTITUTE A REPRESENTATION OR WARRANTY BY THE DEVELOPER OR ITS SERVANTS, AGENTS OR CONTRACTORS THAT THE DRAWINGS ARE FINAL NOR THAT THE PROPOSED DEVELOPMENT WILL TAKE PLACE IN ACCORDANCE WITH THESE DRAWINGS."

BEFORE CARRYING OUT ANY WORK ENSURE THAT THE DRAWINGS USED CARRY THE LATEST AMENDMENT No.

THESE DOCUMENTS AND ANY WORKS EXECUTED AS A RESULT OF THESE DOCUMENTS SHALL BE SUBJECT TO THE COPYRIGHT CONDITIONS SET OUT IN THE CONDITIONS OF ENGAGEMENT. ©

**Notes**

DRAWINGS MADE TO A LARGER SCALE AND THOSE SHOWING PARTICULAR DETAIL OF WORKS SHALL TAKE PRECEDENCE OVER DRAWINGS MADE TO A SMALLER SCALE AND FOR MORE GENERAL PURPOSES.

WHERE ANY DISCREPANCY EXISTS BETWEEN FIGURED AND SCALED DIMENSIONS, THE FIGURED DIMENSIONS SHALL PREVAIL.

BUILDER TO CHECK ALL SITE DIMENSIONS PRIOR TO FABRICATION OF ITEM(S).

ALL WORK SHOULD COMPLY WITH RELEVANT AUSTRALIAN STANDARDS AND BUILDING CODE OF AUSTRALIA (BCA).

ALL WORK SHALL CONFORM TO THE CONTRACT DOCUMENTS WHICH INCLUDE SPECIFICATIONS, THE DRAWINGS, ALL ADDENDUMS, FINISHES, SCHEDULES AND MODIFICATIONS ISSUED BY THE ARCHITECT.

THE GENERAL CONTRACTOR SHALL REVIEW ALL DOCUMENTS AND VERIFY ALL DIMENSIONS AND FIELD CONDITIONS AND SHALL CONFIRM THAT WORK IS BUILDABLE AS SHOWN. ANY CONFLICTS OR OMISSIONS, ETC., SHALL BE IMMEDIATELY REPORTED TO THE ARCHITECT FOR CLARIFICATION PRIOR TO THE PERFORMANCE OF ANY WORK IN QUESTION.

ALL THE CONSTRUCTION DRAWINGS SHALL BE READ IN CONJUNCTION W ALL CONSULTANTS AND CONTRACTOR DRAWINGS, SCHEDULES AND SPECIFICATIONS. IN CASE OF CONFLICT BETWEEN ARCHITECTS AND CONSULTANTS DRAWINGS IN LOCATING STRUCTURAL ELEMENTS, MATERIALS / EQUIPMENT, THE ARCHITECT SHALL BE NOTIFIED FOR CLARIFICATION PRIOR TO PROCEEDING WITH CONSTRUCTION.

DO NOT SCALE DRAWINGS. WRITTEN DIMENSIONS GOVERN PARTITION LOCATIONS, DIMENSIONS AND TYPES. IN CASE OF CONFLICT, NOTIFY ARCHITECT OR WRITTEN CLARIFICATION PRIOR TO PROCEEDING WITH CONSTRUCTION.

**Legend**

**Consultants**

**Client**

A Mourched & G Mourched
ABN 94 935 668 270

**Architects**

tony owen ptnrs

Level 2
15-19 Queen Street
Chippendale NSW 2008
P 9122 9699 2900
F 9122 9699 3018
E info@tonyowen.com.au

Tony Owen Partners Architects Reg. No 7080

**Project**

Leppington

Project address
297 BRINGELLY ROAD,
LEPPINGTON NSW 2179

**Key plan**



| Scale | Date |
|---|---|
| 1 : 500 | 19/06/26 |

Drawing title
SITE B - GFA DIAGRAM

| Project no. | Drawing no. | Rev. |
|---|---|---|
| 1111 | A503 | A |

Drawing status
SSD SUBMISSION

16/06/2026 5:54:25 PM

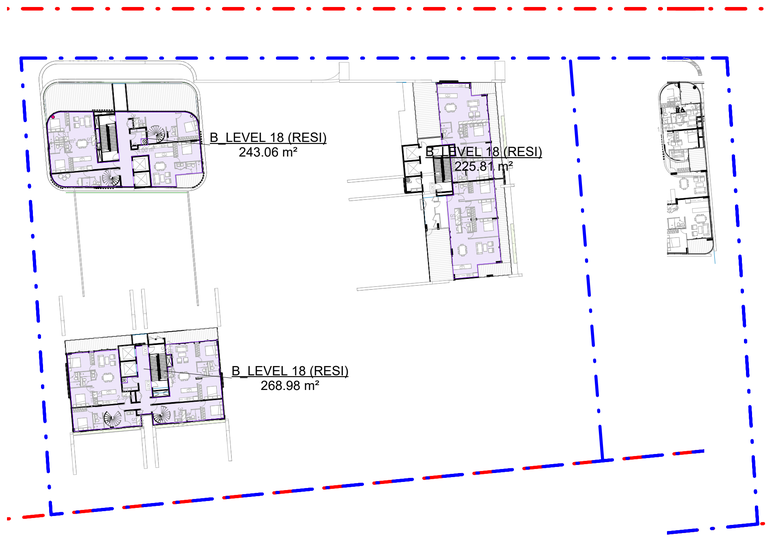


LEVEL 18 TOTAL RESI GFA - 737.85m²

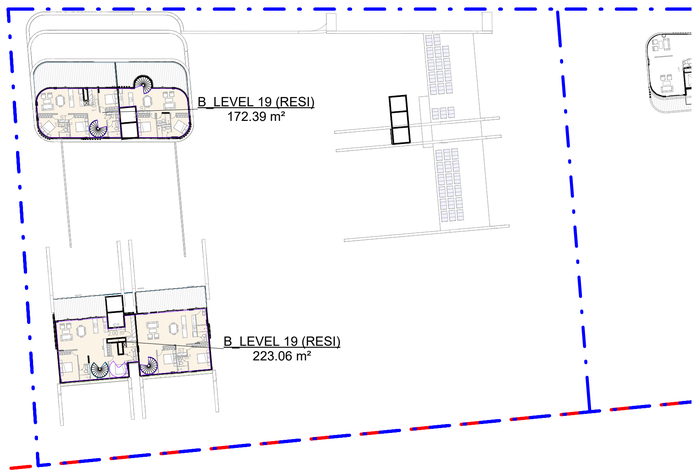


LEVEL 19 TOTAL RESI GFA - 395.45m²

1550.18+1876.39+2455.25+2279.25+
8885.32+8484.8+1394.82+33,828.75+
1355.23+1256.58+1112.69+974.79+
737.85+385.45

TOTAL GFA BUILDING A : 66,577.3 m$^2$

# SITE B - GFA DIAGRAM

| Rev. | Description | By | Date |
|---|---|---|---|
| A | SSD SUBMISSION | TOP | 19/06/26 |

**Disclaimer**

"THESE DRAWINGS ARE PRELIMINARY DRAWINGS AND ARE SUBJECT TO CHANGE WITHOUT NOTICE DURING THE COURSE OF THE PROPOSED DEVELOPMENT AND IN CONSULTATION WITH COUNCIL. SUBMISSION OF THE DRAWINGS DOES NOT CONSTITUTE A REPRESENTATION OR WARRANTY BY THE DEVELOPER OR ITS SERVANTS, AGENTS OR CONTRACTORS THAT THE DRAWINGS ARE FINAL NOR THAT THE PROPOSED DEVELOPMENT WILL TAKE PLACE IN ACCORDANCE WITH THESE DRAWINGS."

BEFORE CARRYING OUT ANY WORK ENSURE THAT THE DRAWINGS USED CARRY THE LATEST AMENDMENT No.

THESE DOCUMENTS AND ANY WORKS EXECUTED AS A RESULT OF THESE DOCUMENTS SHALL BE SUBJECT TO THE COPYRIGHT CONDITIONS SET OUT IN THE CONDITIONS OF ENGAGEMENT. ©

**Notes**

DRAWINGS MADE TO A LARGER SCALE AND THOSE SHOWING PARTICULAR DETAIL OF WORKS SHALL TAKE PRECEDENCE OVER DRAWINGS MADE TO A SMALLER SCALE AND FOR MORE GENERAL PURPOSES.

WHERE ANY DISCREPANCY EXISTS BETWEEN FIGURED AND SCALED DIMENSIONS, THE FIGURED DIMENSIONS SHALL PREVAIL.

BUILDER TO CHECK ALL SITE DIMENSIONS PRIOR TO FABRICATION OF FITMENTS.

ALL WORK SHOULD COMPLY WITH RELEVANT AUSTRALIAN STANDARDS AND BUILDING CODE OF AUSTRALIA (BCA)

ALL WORK SHALL CONFORM TO THE CONTRACT DOCUMENTS WHICH INCLUDE SPECIFICATIONS, THE DRAWINGS, ALL ADDENDUMS, FINISHES, SCHEDULES AND MODIFICATIONS ISSUED BY THE ARCHITECT.

THE GENERAL CONTRACTOR SHALL REVIEW ALL DOCUMENTS AND VERIFY ALL DIMENSIONS AND FIELD CONDITIONS AND SHALL CONFIRM THAT WORK IS BUILDABLE AS SHOWN. ANY CONFLICTS OR OMISSIONS, ETC., SHALL BE IMMEDIATELY REPORTED TO THE ARCHITECT FOR CLARIFICATION PRIOR TO THE PERFORMANCE OF ANY WORK IN QUESTION.

ALL THE CONSTRUCTION DRAWINGS SHALL BE READ IN CONJUNCTION W ALL CONSULTANTS AND CONTRACTOR DRAWINGS, SCHEDULES AND SPECIFICATIONS. IN CASE OF CONFLICT BETWEEN ARCHITECTS AND CONSULTANTS DRAWINGS IN LOCATING STRUCTURAL ELEMENTS, MATERIALS / EQUIPMENT, THE ARCHITECT SHALL BE NOTIFIED FOR CLARIFICATION PRIOR TO PROCEEDING WITH CONSTRUCTION.

DO NOT SCALE DRAWINGS. WRITTEN DIMENSIONS GOVERN PARTITION LOCATIONS, DIMENSIONS AND TYPES. IN CASE OF CONFLICT, NOTIFY ARCHITECT OR WRITTEN CLARIFICATION PRIOR TO PROCEEDING WITH CONSTRUCTION.

**Legend**

**Consultants**

**Client**

A Mourched & G Mourched
ABN 94 935 668 270

**Architects**

tony owen ptnrs
Level 2
72-76 Queen Street
Chippendale NSW 2008
P 9122 9698 2900
F 9122 9698 3918
E info@tonyowen.com.au
Tony Owen Partners Architects Reg. No 7080

**Project**

Leppington

**Project address**
297 BRINGELLY ROAD,
LEPPINGTON NSW 2179

**Key plan**



**Scale** 1 : 500

**Date** 19/06/26

**Drawing title**
SITE B - GFA DIAGRAM

**Project no.** 1111 **Drawing no.** A504 **Rev.** A

**Drawn** TL

**Drawing status**
SSD SUBMISSION

16/06/2026 5:54:33 PM

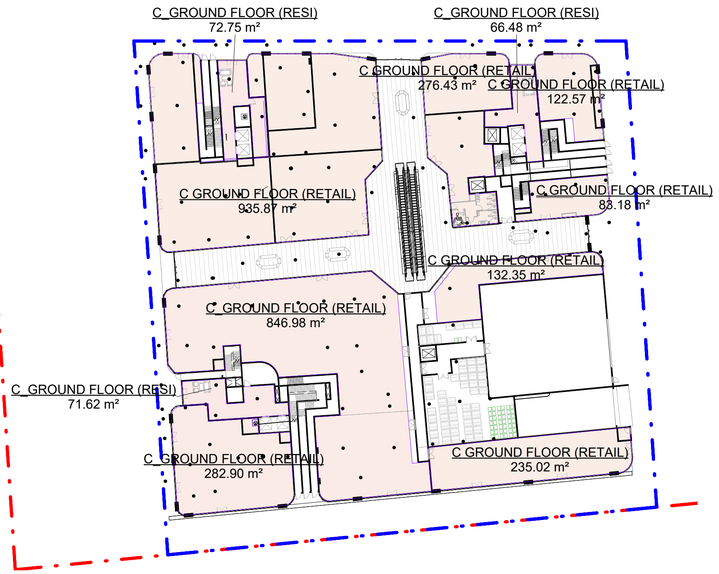


GROUND FLOOR RESI GFA - 210.85m²
GROUND FLOOR RETAIL GFA - 2915.3m²
GROUND FLOOR TOTAL GFA - 3126.15m²

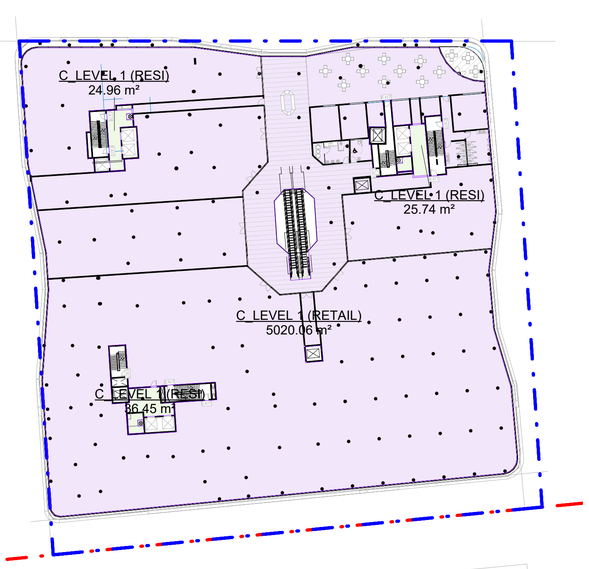


LEVEL 1 RESI GFA - 87.15m²
LEVEL 1 RETAIL GFA - 5020.06m²
LEVEL 1 TOTAL GFA - 5107.21m²

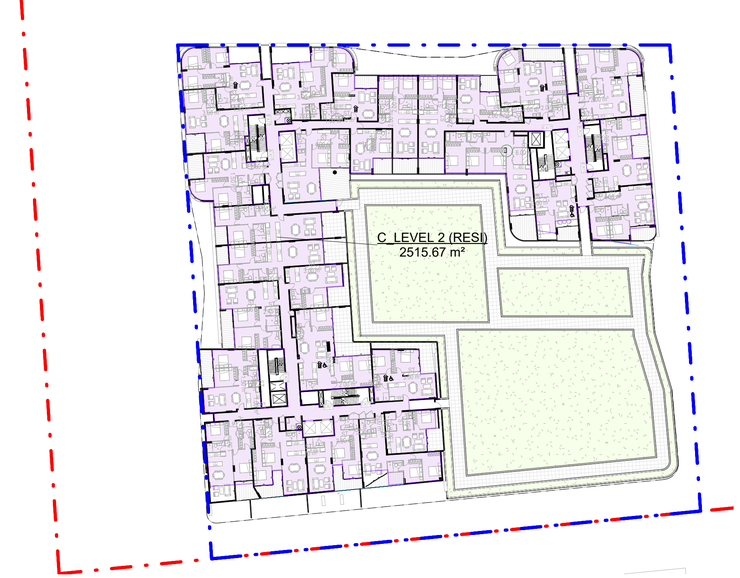


LEVEL 2 TOTAL RESI GFA - 2515.67m²

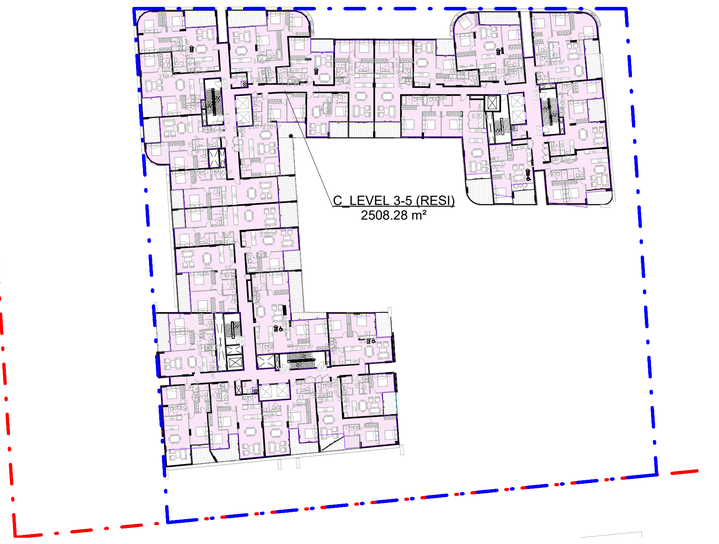


LEVEL 3-5 TOTAL RESI GFA - 7524.84m²

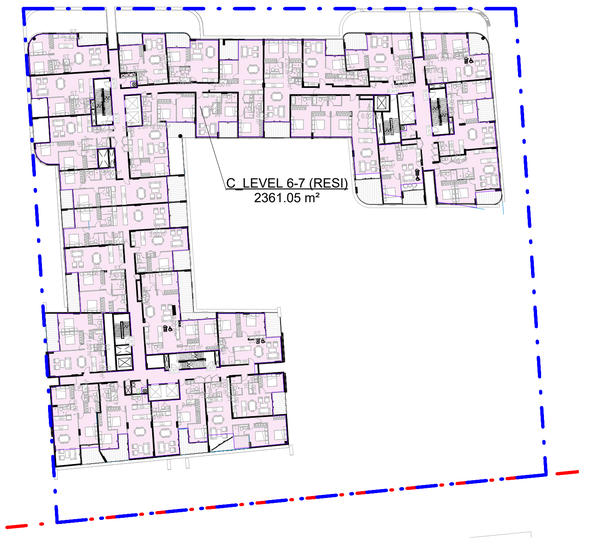


LEVEL 6-7 TOTAL RESI GFA - 4722.10m²

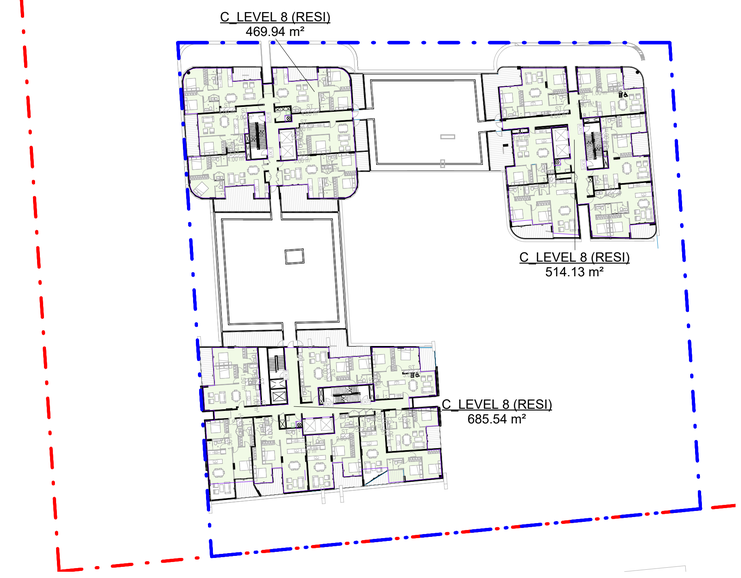


LEVEL 8 TOTAL RESI GFA - 1669.61m²

# SITE C - GFA DIAGRAM

| Rev. | Description | By | Date |
|---|---|---|---|
| A | SSD SUBMISSION | TOP | 19/06/26 |

**Disclaimer**

"THESE DRAWINGS ARE PRELIMINARY DRAWINGS AND ARE SUBJECT TO CHANGE WITHOUT NOTICE DURING THE COURSE OF THE PROPOSED DEVELOPMENT AND IN CONSULTATION WITH COUNCIL. SUBMISSION OF THE DRAWINGS DOES NOT CONSTITUTE A REPRESENTATION OR WARRANTY BY THE DEVELOPER OR ITS SERVANTS, AGENTS OR CONTRACTORS THAT THE DRAWINGS ARE FINAL NOR THAT THE PROPOSED DEVELOPMENT WILL TAKE PLACE IN ACCORDANCE WITH THESE DRAWINGS."

BEFORE CARRYING OUT ANY WORK ENSURE THAT THE DRAWINGS USED CARRY THE LATEST AMENDMENT No.

THESE DOCUMENTS AND ANY WORKS EXECUTED AS A RESULT OF THESE DOCUMENTS SHALL BE SUBJECT TO THE COPYRIGHT CONDITIONS SET OUT IN THE CONDITIONS OF ENGAGEMENT. ©

**Notes**

DRAWINGS MADE TO A LARGER SCALE AND THOSE SHOWING PARTICULAR DETAIL OF WORKS SHALL TAKE PRECEDENCE OVER DRAWINGS MADE TO A SMALLER SCALE AND FOR MORE GENERAL PURPOSES
WHERE ANY DISCREPANCY EXISTS BETWEEN FIGURED AND SCALED DIMENSIONS, THE FIGURED DIMENSIONS SHALL PREVAIL.

BUILDER TO CHECK ALL SITE DIMENSIONS PRIOR TO FABRICATION OF ITEMENTS.
ALL WORK SHOULD COMPLY WITH RELEVANT AUSTRALIAN STANDARDS AND BUILDING CODE OF AUSTRALIA (BCA)

ALL WORK SHALL CONFORM TO THE CONTRACT DOCUMENTS WHICH INCLUDE SPECIFICATIONS, THE DRAWINGS, ALL ADDENDUMS, FINISHES, SCHEDULES AND MODIFICATIONS ISSUED BY THE ARCHITECT.

THE GENERAL CONTRACTOR SHALL REVIEW ALL DOCUMENTS AND VERIFY ALL DIMENSIONS AND FIELD CONDITIONS AND SHALL CONFIRM THAT WORK IS BUILDABLE AS SHOWN. ANY CONFLICTS OR OMISSIONS, ETC., SHALL BE IMMEDIATELY REPORTED TO THE ARCHITECT FOR CLARIFICATION PRIOR TO THE PERFORMANCE OF ANY WORK IN QUESTION.

ALL THE CONSTRUCTION DRAWINGS SHALL BE READ IN CONJUNCTION W ALL CONSULTANTS AND CONTRACTOR DRAWINGS, SCHEDULES AND SPECIFICATIONS. IN CASE OF CONFLICT BETWEEN ARCHITECTS AND CONSULTANTS DRAWINGS IN LOCATING STRUCTURAL ELEMENTS, MATERIALS / EQUIPMENT, THE ARCHITECT SHALL BE NOTIFIED FOR CLARIFICATION PRIOR TO PROCEEDING WITH CONSTRUCTION.

DO NOT SCALE DRAWINGS. WRITTEN DIMENSIONS GOVERN PARTITION LOCATIONS, DIMENSIONS AND TYPES. IN CASE OF CONFLICT, NOTIFY ARCHITECT OR WRITTEN CLARIFICATION PRIOR TO PROCEEDING WITH CONSTRUCTION.

**Legend**

**Consultants**

**Client**

A Mourched & G Mourched
ABN 94 935 668 270

**Architects**

tony owen ptnrs
Level 2
22-46 Queen Street
Chippendale NSW 2008
P 9122 9699 2900
F 9122 9699 3018
E info@tonyowen.com.au

Tony Owen Partners Architects Reg. No 7080

**Project**

Leppington

**Project address**
297 BRINGELLY ROAD,
LEPPINGTON NSW 2179

**Key plan**



**Scale** 1 : 500 **Date** 19/06/26

**Drawing title**
SITE C - GFA DIAGRAM

**Project no.** 1111 **Drawing no.** A505 **Rev.** A

**Drawn** TL

**Drawing status**
SSD SUBMISSION

16/06/2026 5:56:57 PM

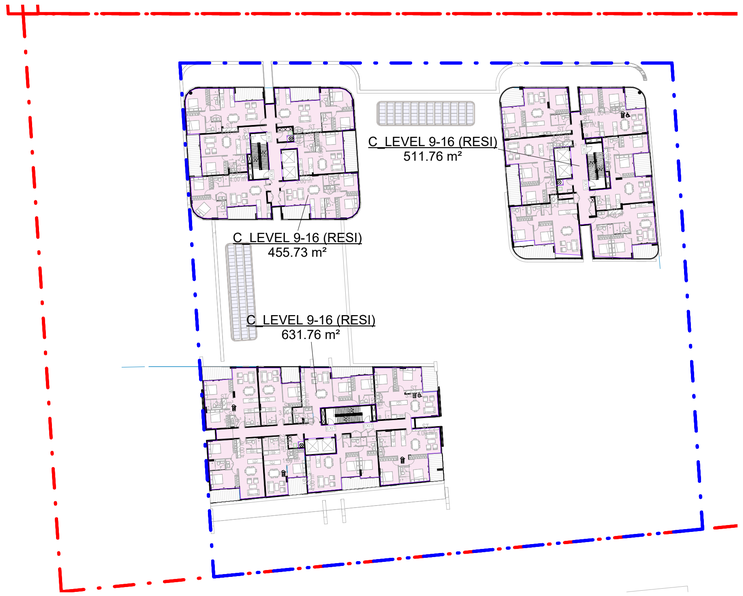


LEVEL 9-16 TOTAL RESI GFA - 12794.00m²

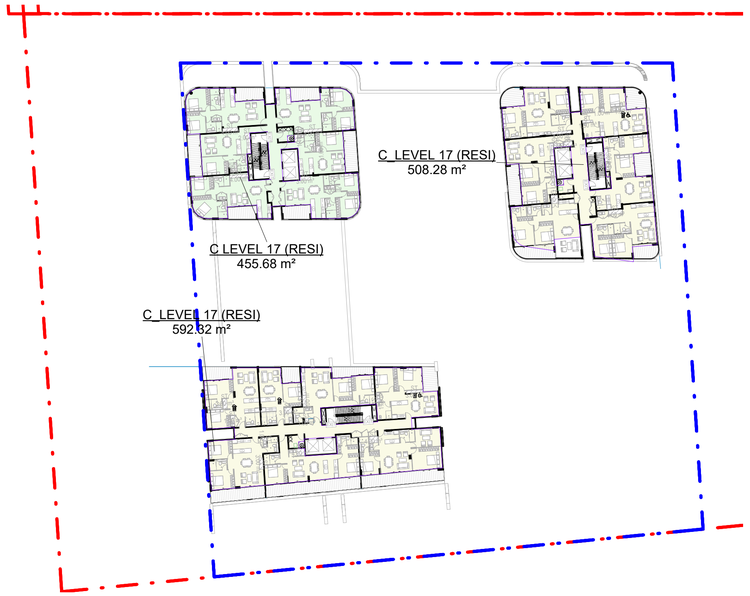


LEVEL 17 TOTAL RESI GFA - 1556.28m²

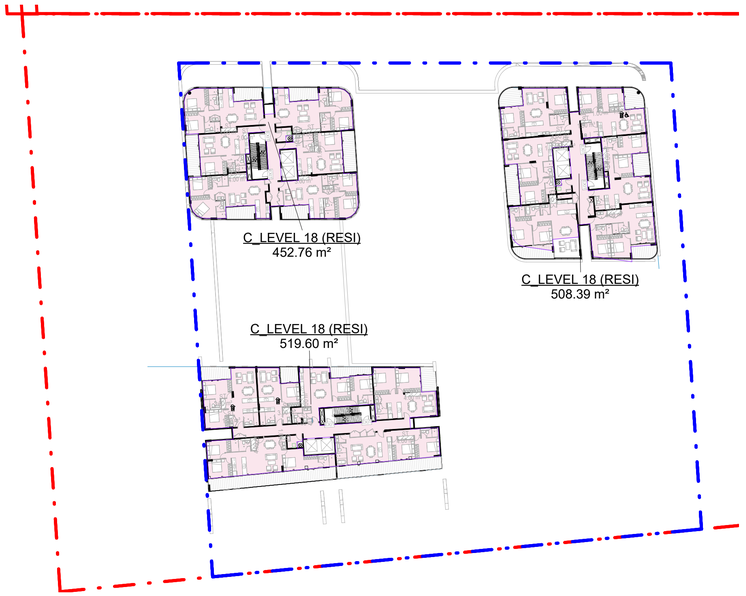


LEVEL 18 TOTAL RESI GFA - 1480.75m²

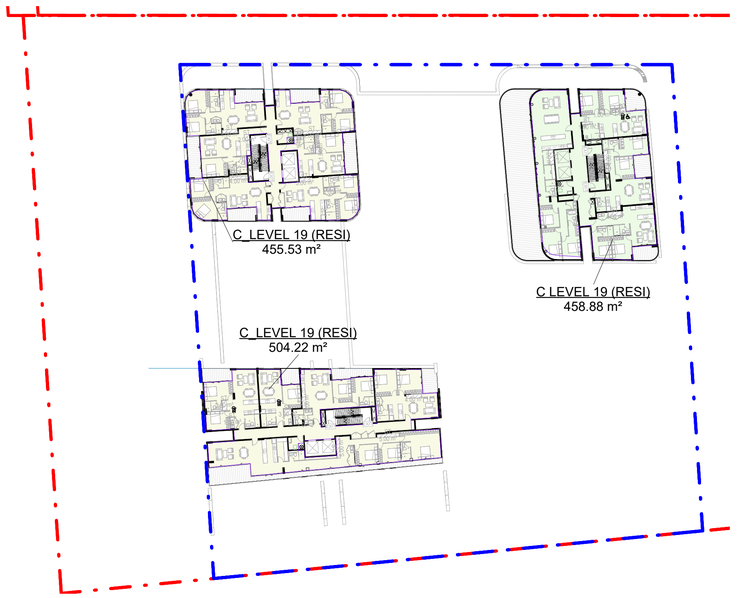


LEVEL 19 TOTAL RESI GFA - 1418.53m²




LEVEL 20 TOTAL RESI GFA - 1015.23m²

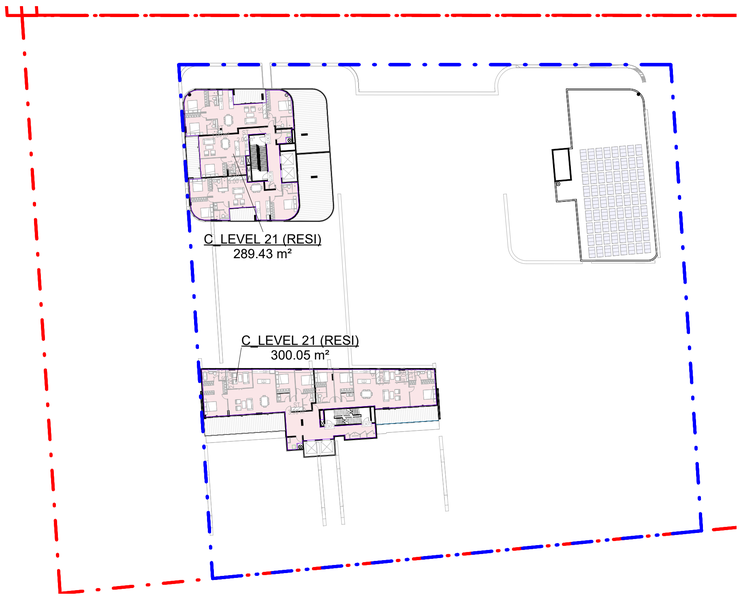


LEVEL 21 TOTAL RESI GFA - 589.48m²

3126.15+5107.21+2515.67+22,574.52+
9,444.2+1669.61+102352+1556.28+
1480.75+1418.53+1015.23+589.48

TOTAL GFA BUILDING A : 152,849.63 m²

# SITE C - GFA DIAGRAM

| Rev. | Description | By | Date |
|---|---|---|---|
| A | SSD SUBMISSION | TOP | 19/06/26 |

**Disclaimer**

"THESE DRAWINGS ARE PRELIMINARY DRAWINGS AND ARE SUBJECT TO CHANGE WITHOUT NOTICE DURING THE COURSE OF THE PROPOSED DEVELOPMENT AND IN CONSULTATION WITH COUNCIL. SUBMISSION OF THE DRAWINGS DOES NOT CONSTITUTE A REPRESENTATION OR WARRANTY BY THE DEVELOPER OR ITS SERVANTS, AGENTS OR CONTRACTORS THAT THE DRAWINGS ARE FINAL NOR THAT THE PROPOSED DEVELOPMENT WILL TAKE PLACE IN ACCORDANCE WITH THESE DRAWINGS."

BEFORE CARRYING OUT ANY WORK ENSURE THAT THE DRAWINGS USED CARRY THE LATEST AMENDMENT No.

THESE DOCUMENTS AND ANY WORKS EXECUTED AS A RESULT OF THESE DOCUMENTS SHALL BE SUBJECT TO THE COPYRIGHT CONDITIONS SET OUT IN THE CONDITIONS OF ENGAGEMENT. ©

**Notes**

DRAWINGS MADE TO A LARGER SCALE AND THOSE SHOWING PARTICULAR DETAIL OF WORKS SHALL TAKE PRECEDENCE OVER DRAWINGS MADE TO A SMALLER SCALE AND FOR MORE GENERAL PURPOSES

WHERE ANY DISCREPANCY EXISTS BETWEEN FIGURED AND SCALED DIMENSIONS, THE FIGURED DIMENSIONS SHALL PREVAIL.

BUILDER TO CHECK ALL SITE DIMENSIONS PRIOR TO FABRICATION OF ITEMENTS.

ALL WORK SHOULD COMPLY WITH RELEVANT AUSTRALIAN STANDARDS AND BUILDING CODE OF AUSTRALIA (BCA)

ALL WORK SHALL CONFORM TO THE CONTRACT DOCUMENTS WHICH INCLUDE SPECIFICATIONS, THE DRAWINGS, ALL ADDENDUMS, FINISHES, SCHEDULES AND MODIFICATIONS ISSUED BY THE ARCHITECT.

THE GENERAL CONTRACTOR SHALL REVIEW ALL DOCUMENTS AND VERIFY ALL DIMENSIONS AND FIELD CONDITIONS AND SHALL CONFIRM THAT WORK IS BUILDABLE AS SHOWN. ANY CONFLICTS OR OMISSIONS, ETC., SHALL BE IMMEDIATELY REPORTED TO THE ARCHITECT FOR CLARIFICATION PRIOR TO THE PERFORMANCE OF ANY WORK IN QUESTION.

ALL THE CONSTRUCTION DRAWINGS SHALL BE READ IN CONJUNCTION W ALL CONSULTANTS AND CONTRACTOR DRAWINGS, SCHEDULES AND SPECIFICATIONS. IN CASE OF CONFLICT BETWEEN ARCHITECTS AND CONSULTANTS DRAWINGS IN LOCATING STRUCTURAL ELEMENTS, MATERIALS / EQUIPMENT, THE ARCHITECT SHALL BE NOTIFIED FOR CLARIFICATION PRIOR TO PROCEEDING WITH CONSTRUCTION.

DO NOT SCALE DRAWINGS. WRITTEN DIMENSIONS GOVERN PARTITION LOCATIONS, DIMENSIONS AND TYPES. IN CASE OF CONFLICT, NOTIFY ARCHITECT OR WRITTEN CLARIFICATION PRIOR TO PROCEEDING WITH CONSTRUCTION.

**Legend**

**Consultants**

**Client**

A Mourched & G Mourched
ABN 94 935 668 270

**Architects**

tony owen ptnrs
Level 2
12-16 Queen Street
Chippendale NSW 2008
T 9122 9698 2900
F 9122 9698 3018
E info@tonyowen.com.au

Tony Owen Partners Architects Reg. No 7080

**Project**

Leppington

**Project address**
297 BRINGELLY ROAD,
LEPPINGTON NSW 2179

**Key plan**



**Scale** 1 : 500 **Date** 19/06/26

**Drawing title**
SITE C - GFA DIAGRAM

**Project no.** 1111 **Drawing no.** A506 **Rev.** A

**Drawn** TL

**Drawing status**
SSD SUBMISSION

16/06/2026 5:07:20 PM




## EXTERNAL FINISHES LEGEND

1. RENDERED PAINTED CONCRETE - DULUX ACYLIC RENDER TERRACE WHITE OR SIMILAR
2. TIMBER LOOK ALUMINUM VERTICAL LOUVRES
3. POWDER COATED ALUMINIUM LOUVRES BURNISHED COPPER KINETIC OR SIMILAR
4. POWDER COATED BASALL ALUMINUM FRAMED WINDOW - CLEAR GLASS
5. POWDER COATED BASALL ALUMINUM FRAMED SLIDING DOOR - CLEAR GLASS
6. POWDER COATED BASAL ALUMINUM FRAMED BALUSTRADE - CLEAR GLASS
7. RENDERED PAINTED CONCRETE - DULUX ACYLIC RENDER LEXICON QUARTER OR SIMILAR
8. RENDERED PAINTED CONCRETE - DULUX ACYLIC RENDER SNUGGLE PIE OR SIMILAR
9. BOWRAL FACE BRICK - BOWRAL BLUE OR SIMILAR
10. BOWRAL FACE BRICK - BRAHMAN GRANITE OR SIMILAR
11. POWDER COATED BASALT ALUMINIUM FRAMED GLASS LOUVER WINDOW - DARK GREY GLASS
12. TIMBER LOOK ALUMINIUM PERGOLAR
13. RENDERED PAINTED CONCRETE - DULUX ACYLIC RENDER - MILLER BLUE OR SIMILAR
14. POWDER COATED MONUMENT ALUMINIUM SECTIONAL GARAGE DOOR.
15. POLYURETHANE SIGNAGE




# BUILDING A EXTERNAL FINISHES SCHEDULE

| Rev. | Description | By | Date |
|---|---|---|---|
| A | SSD SUBMISSION | TOP | 19/06/26 |

**Disclaimer**
THESE DRAWINGS ARE PRELIMINARY DRAWINGS AND ARE SUBJECT TO CHANGE WITHOUT NOTICE DURING THE COURSE OF THE PROPOSED DEVELOPMENT AND IN CONSULTATION WITH COUNCIL. SUBMISSION OF THE DRAWINGS DOES NOT CONSTITUTE A REPRESENTATION OR WARRANTY BY THE DEVELOPER OR ITS SERVANTS, AGENTS OR CONTRACTORS THAT THE DRAWINGS ARE FINAL NOR THAT THE PROPOSED DEVELOPMENT WILL TAKE PLACE IN ACCORDANCE WITH THESE DRAWINGS.

BEFORE CARRYING OUT ANY WORK ENSURE THAT THE DRAWINGS USED CARRY THE LATEST AMENDMENT No.

THESE DOCUMENTS AND ANY WORKS EXECUTED AS A RESULT OF THESE DOCUMENTS SHALL BE SUBJECT TO THE COPYRIGHT CONDITIONS SET OUT IN THE CONDITIONS OF ENGAGEMENT. ©

**Notes**
DRAWINGS MADE TO A LARGER SCALE AND THOSE SHOWING PARTICULAR DETAIL OF WORKS SHALL TAKE PRECEDENCE OVER DRAWINGS MADE TO A SMALLER SCALE AND FOR MORE GENERAL PURPOSES.
WHERE ANY DISCREPANCY EXISTS BETWEEN FIGURED AND SCALED DIMENSIONS, THE FIGURED DIMENSIONS SHALL PREVAIL.

BUILDER TO CHECK ALL SITE DIMENSIONS PRIOR TO FABRICATION OF FITMENTS.
ALL WORK SHOULD COMPLY WITH RELEVANT AUSTRALIAN STANDARDS AND BUILDING CODE OF AUSTRALIA (BCA).

ALL WORK SHALL CONFORM TO THE CONTRACT DOCUMENTS WHICH INCLUDE SPECIFICATIONS, THE DRAWINGS, ALL ADDENDUMS, FINISHES, SCHEDULES AND MODIFICATIONS ISSUED BY THE ARCHITECT.

THE GENERAL CONTRACTOR SHALL REVIEW ALL DOCUMENTS AND VERIFY ALL DIMENSIONS AND FIELD CONDITIONS AND SHALL CONFIRM THAT WORK IS BUILDABLE AS SHOWN. ANY CONFLICTS OR OMISSIONS, ETC., SHALL BE IMMEDIATELY REPORTED TO THE ARCHITECT FOR CLARIFICATION PRIOR TO THE PERFORMANCE OF ANY WORK IN QUESTION.

ALL THE CONSTRUCTION DRAWINGS SHALL BE READ IN CONJUNCTION W/ ALL CONSULTANTS AND CONTRACTOR DRAWINGS, SCHEDULES AND SPECIFICATIONS. IN CASE OF CONFLICT BETWEEN ARCHITECTS AND CONSULTANTS DRAWINGS IN LOCATING STRUCTURAL ELEMENTS, MATERIALS / EQUIPMENT, THE ARCHITECT SHALL BE NOTIFIED FOR CLARIFICATION PRIOR TO PROCEEDING WITH CONSTRUCTION.

DO NOT SCALE DRAWINGS. WRITTEN DIMENSIONS GOVERN PARTITION LOCATIONS, DIMENSIONS AND TYPES. IN CASE OF CONFLICT, NOTIFY ARCHITECT OR WRITTEN CLARIFICATION PRIOR TO PROCEEDING WITH CONSTRUCTION.

**Legend**

**Consultants**

**Client**
A Mourched & G Mourched
ABN 94 935 668 270

**Architects**
tony owen ptnrs
Level 2
12-16 Queen Street
Chippendale NSW 2008
P 9332 9958 2900
F 9332 9699 3318
E info@tonyowen.com.au
Tony Owen Partners Architects Reg. No 7080

**Project**
Leppington

**Project address**
297 BRINGELLY ROAD,
LEPPINGTON NSW 2179

**Key plan**

**Scale** As indicated
**Date** 19/06/26

**Drawing title**
AFFORDABLE HOUSING DIAGRAM (BUILDING C)

Project no. 1111 | Drawing no. A741 | Rev. A
Drawn TL

**Drawing status**
SSD SUBMISSION

16/06/2026 5:12:48 PM




## EXTERNAL FINISHES LEGEND

1. RENDERED PAINTED CONCRETE - DULUX ACYLIC RENDER LEXICON QUARTER OR SIMILAR
2. TIMBER LOOK ALUMINIUM VERTUCAL LOUVRES
3. RENDERED PAINTED CONCRETE - TERRACE WHITE OR SIMILAR
4. POWDER COATED BASALT ALUMINIUM FRAMED GLASS WINDOW - CLEAR GLASS
5. POWDER COATED BASALT ALUMINIUM FRAMED SLIDING GLASS DOOR - CLEAR GLASS
6. POWDER COATED ALUMINIUM FRAMED CLEAR GLASS BALUSTRADE - BASALT OR SIMILAR
7. POWDER COATED ALUMINIUM LOVRES VERTICAL - WHITE OR SIMILAR
8. POWDER COATED ALUMINUM LOUVRES HORIZONTAL - WHITE OR SIMILAR
9. TIMBER LOOK ALUMINIUM PERGOLAR
10. POWDER COATED EXPANDED METAL SCREEN - SHALE GREY
11. WALL CLADDING CERAMIC PORCELAIN TILES - SLATE GREY
12. POWDER COATED ALUMINIUM SECTIONAL GARAGE DOOR - MONUMENT OR SIMILAR
13. POLYURETHANE SIGNAGE
14. POWDER COATED PERFORATED METAL SCREEN LUNAR GREY










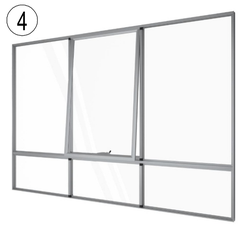
































# BUILDING B EXTERNAL FINISHES SCHEDULE

| Rev. | Description | By | Date |
|---|---|---|---|
| A | SSD SUBMISSION | TOP | 19/06/26 |

**Disclaimer**

"THESE DRAWINGS ARE PRELIMINARY DRAWINGS AND ARE SUBJECT TO CHANGE WITHOUT NOTICE DURING THE COURSE OF THE PROPOSED DEVELOPMENT AND IN CONSULTATION WITH COUNCIL. SUBMISSION OF THE DRAWINGS DOES NOT CONSTITUTE A REPRESENTATION OR WARRANTY BY THE DEVELOPER OR ITS SERVANTS, AGENTS OR CONTRACTORS THAT THE DRAWINGS ARE FINAL NOR THAT THE PROPOSED DEVELOPMENT WILL TAKE PLACE IN ACCORDANCE WITH THESE DRAWINGS."

BEFORE CARRYING OUT ANY WORK ENSURE THAT THE DRAWINGS USED CARRY THE LATEST AMENDMENT No.

THESE DOCUMENTS AND ANY WORKS EXECUTED AS A RESULT OF THESE DOCUMENTS SHALL BE SUBJECT TO THE COPYRIGHT CONDITIONS SET OUT IN THE CONDITIONS OF ENGAGEMENT. ©

**Notes**

DRAWINGS MADE TO A LARGER SCALE AND THOSE SHOWING PARTICULAR DETAIL OF WORKS SHALL TAKE PRECEDENCE OVER DRAWINGS MADE TO A SMALLER SCALE AND FOR MORE GENERAL PURPOSES.
WHERE AN DISCREPANCY EXISTS BETWEEN FIGURED AND SCALED DIMENSIONS, THE FIGURED DIMENSIONS SHALL PREVAIL.

BUILDER TO CHECK ALL SITE DIMENSIONS PRIOR TO FABRICATION OF FITMENTS.
ALL WORK SHOULD COMPLY WITH RELEVANT AUSTRALIAN STANDARDS AND BUILDING CODE OF AUSTRALIA (BCA).

ALL WORK SHALL CONFORM TO THE CONTRACT DOCUMENTS WHICH INCLUDE SPECIFICATIONS, THE DRAWINGS, ALL ADDENDUMS, FINISHES, SCHEDULES AND MODIFICATIONS ISSUED BY THE ARCHITECT.

THE GENERAL CONTRACTOR SHALL REVIEW ALL DOCUMENTS AND VERIFY ALL DIMENSIONS AND FIELD CONDITIONS AND SHALL CONFIRM THAT WORK IS BUILDABLE AS SHOWN. ANY CONFLICTS OR OMISSIONS, ETC., SHALL BE IMMEDIATELY REPORTED TO THE ARCHITECT FOR CLARIFICATION PRIOR TO THE PERFORMANCE OF ANY WORK IN QUESTION.

ALL THE CONSTRUCTION DRAWINGS SHALL BE READ IN CONJUNCTION W/ ALL CONSULTANTS AND CONTRACTOR DRAWINGS, SCHEDULES AND SPECIFICATIONS. IN CASE OF CONFLICT BETWEEN ARCHITECTS AND CONSULTANTS DRAWINGS IN LOCATING STRUCTURAL ELEMENTS, MATERIALS / EQUIPMENT, THE ARCHITECT SHALL BE NOTIFIED FOR CLARIFICATION PRIOR TO PROCEEDING WITH CONSTRUCTION.

DO NOT SCALE DRAWINGS. WRITTEN DIMENSIONS GOVERN PARTITION LOCATIONS, DIMENSIONS AND TYPES. IN CASE OF CONFLICT, NOTIFY ARCHITECT OR WRITTEN CLARIFICATION PRIOR TO PROCEEDING WITH CONSTRUCTION.

**Legend**

**Consultants**

**Client**
A Mourched & G Mourched
ABN 94 935 668 270

**Architects**
tony owen ptnrs
Level 2
12-16 Queen Street
Chippendale NSW 2008
T (02) 9698 2900
F (02) 9699 5515
E info@tonyowen.com.au
Tony Owen Partners Architects Reg. No 7080

**Project**
Leppington

**Project address**
297 BRINGELLY ROAD,
LEPPINGTON NSW 2179

**Key plan**



| Scale | Date |
|---|---|
| As indicated | 19/06/26 |

**Drawing title**
AFFORDABLE HOUSING DIAGRAM (BUILDING C)

| Project no. 1111 | Drawing no. | Rev. |
|---|---|---|
| Drawn TL | A742 | A |

**Drawing status**
SSD SUBMISSION

16/06/2026 5:12:48 PM




## EXTERNAL FINISHES LEGEND

1. RENDERED PAINTED CONCRETE - DULUX ACYLIC RENDER LEXICON QUARTER OR SIMILAR
2. RENDERED PAINTED CONCRETE - DULUX ACYLIC RENDER BEIGE ROYAL HALF OR SIMILAR
3. RENDERED PAINTED CONCRETE - DULUX ACYLIC RENDER OLD RUIN OR SIMILAR
4. RENDERED PAINTED CONCRETE - DULUX ACYLIC RENDER TERRACE WHITE OR SIMILAR
5. POWDER COATED ALUMINIUM LOUVRES BURNISHED COPPER KINETIC OR SIMILAR
6. POWDER COATED ALUMINIUM LOUVRES LUNAR GREY OR SIMILAR
7. POWDER COATED BASALT ALUMINIUM FRAMED CLEAR GLASS DOOR
8. POWDER COATED BASALT ALUMINIUM FRAMED CLEAR GLASS WINDOW
9. POWDER COATED BASALT ALUMINIUM FRAMED DARK GREY GLASS LOUVER WINDOW
10. POWDER COATED ALUMINIUM FRAMED CLEAR GLASS BALUSTRADE
11. TIMBER LOOK ALUMINIUM PERGOLAR
12. POWDER COATED ALUMINUM TUBE LIGHT BROWN
13. POWDER COATED ALUMINUM TUBE BROWN
14. POWDER COATED ALUMINIUM LOUVRE - MONUMENT OR SIMILAR
15. DIAMOND SHAPE WALL TILES - CHOCOLATE BROWN
16. POWDER COATED MONUMENT ALUMINIUM SECTIONAL GARAGE DOOR.
17. POWDER COATED ALUMINIUM HORIZONTAL LOUVRES WHITE
18. POLYURETHANE SIGNAGE






































# BUILDING C EXTERNAL FINISHES SCHEDULE

| Rev. | Description | By | Date |
|---|---|---|---|
| | | | |

**Disclaimer**
"THESE DRAWINGS ARE PRELIMINARY DRAWINGS AND ARE SUBJECT TO CHANGE WITHOUT NOTICE DURING THE COURSE OF THE PROPOSED DEVELOPMENT AND IN CONSULTATION WITH COUNCIL. SUBMISSION OF THE DRAWINGS DOES NOT CONSTITUTE A REPRESENTATION OR WARRANTY BY THE DEVELOPER OR ITS SERVANTS, AGENTS OR CONTRACTORS THAT THE DRAWINGS ARE FINAL NOR THAT THE PROPOSED DEVELOPMENT WILL TAKE PLACE IN ACCORDANCE WITH THESE DRAWINGS."

BEFORE CARRYING OUT ANY WORK ENSURE THAT THE DRAWINGS USED CARRY THE LATEST AMENDMENT No.

THESE DOCUMENTS AND ANY WORKS EXECUTED AS A RESULT OF THESE DOCUMENTS SHALL BE SUBJECT TO THE COPYRIGHT CONDITIONS SET OUT IN THE CONDITIONS OF ENGAGEMENT. ©

**Notes**
DRAWINGS MADE TO A LARGER SCALE AND THOSE SHOWING PARTICULAR DETAIL OF WORKS SHALL TAKE PRECEDENCE OVER DRAWINGS MADE TO A SMALLER SCALE AND FOR MORE GENERAL PURPOSES.
WHERE ANY DISCREPANCY EXISTS BETWEEN FIGURED AND SCALED DIMENSIONS, THE FIGURED DIMENSIONS SHALL PREVAIL.

BUILDER TO CHECK ALL SITE DIMENSIONS PRIOR TO FABRICATION OF ITEMS/S.
ALL WORK SHOULD COMPLY WITH RELEVANT AUSTRALIAN STANDARDS AND BUILDING CODE OF AUSTRALIA (BCA).

ALL WORK SHALL CONFORM TO THE CONTRACT DOCUMENTS WHICH INCLUDE SPECIFICATIONS, THE DRAWINGS, ALL ADDENDUMS, FINISHES, SCHEDULES AND MODIFICATIONS ISSUED BY THE ARCHITECT.

THE GENERAL CONTRACTOR SHALL REVIEW ALL DOCUMENTS AND VERIFY ALL DIMENSIONS AND FIELD CONDITIONS AND SHALL CONFIRM THAT WORK IS BUILDABLE AS SHOWN. ANY CONFLICTS OR OMISSIONS, ETC., SHALL BE IMMEDIATELY REPORTED TO THE ARCHITECT FOR CLARIFICATION PRIOR TO THE PERFORMANCE OF ANY WORK IN QUESTION.

ALL THE CONSTRUCTION DRAWINGS SHALL BE READ IN CONJUNCTION W/ ALL CONSULTANTS AND CONTRACTOR DRAWINGS, SCHEDULES AND SPECIFICATIONS. IN CASE OF CONFLICT BETWEEN ARCHITECTS AND CONSULTANTS DRAWINGS IN LOCATING STRUCTURAL ELEMENTS, MATERIALS, EQUIPMENT, THE ARCHITECT SHALL BE NOTIFIED FOR CLARIFICATION PRIOR TO PROCEEDING WITH CONSTRUCTION.

DO NOT SCALE DRAWINGS. WRITTEN DIMENSIONS GOVERN PARTITION LOCATIONS, DIMENSIONS AND TYPES. IN CASE OF CONFLICT, NOTIFY ARCHITECT OR WRITTEN CLARIFICATION PRIOR TO PROCEEDING WITH CONSTRUCTION.

**Legend**

**Consultants**

**Client**
A Mourched & G Mourched
ABN 94 935 668 270

**Architects**
tony owen ptnrs
Level 2
12-16 Queen Street
Chippendale NSW 2008
P 8122 9698 2900
F 8122 9698 2910
E info@tonyowen.com.au
Tony Owen Partners Architects Reg. No 7080

**Project**
Leppington

**Project address**
297 BRINGELLY ROAD,
LEPPINGTON NSW 2179

**Key plan**

**Scale** As indicated **Date**

**Drawing title**
BUILDING C EXTERNAL FINISHES SCHEDULE

**Project no.** 1078 **Drawing no.** A743 **Rev.** A
**Drawn** TL

**Drawing status**
SSD SUBMISSION

16/06/2026 6:01:34 PM

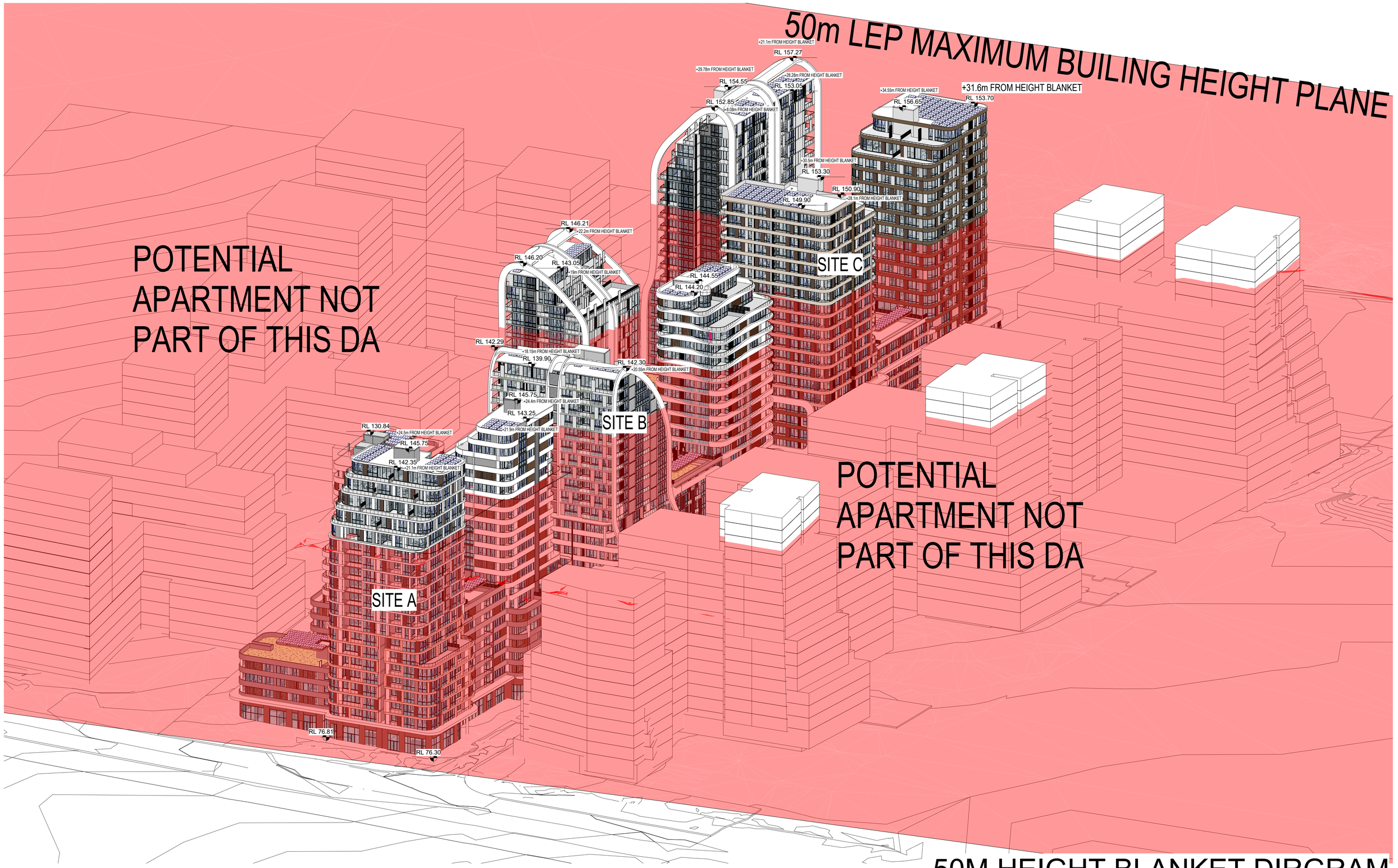


# 50M HEIGHT BLANKET DIRGRAM

| Rev. | Description | By | Date |
|---|---|---|---|
| A | SSD SUBMISSION | TOP | 19/06/26 |

**Disclaimer**

THESE DRAWINGS ARE PRELIMINARY DRAWINGS AND ARE SUBJECT TO CHANGE WITHOUT NOTICE DURING THE COURSE OF THE PROPOSED DEVELOPMENT AND IN CONSULTATION WITH COUNCIL. SUBMISSION OF THE DRAWINGS DOES NOT CONSTITUTE A REPRESENTATION OR WARRANTY BY THE DEVELOPER OR ITS SERVANTS, AGENTS OR CONTRACTORS THAT THE DRAWINGS ARE FINAL NOR THAT THE PROPOSED DEVELOPMENT WILL TAKE PLACE IN ACCORDANCE WITH THESE DRAWINGS.

BEFORE CARRYING OUT ANY WORK ENSURE THAT THE DRAWINGS USED CARRY THE LATEST AMENDMENT No.

THESE DOCUMENTS AND ANY WORKS EXECUTED AS A RESULT OF THESE DOCUMENTS SHALL BE SUBJECT TO THE COPYRIGHT CONDITIONS SET OUT IN THE CONDITIONS OF ENGAGEMENT. ©

**Notes**

DRAWINGS MADE TO A LARGER SCALE AND THOSE SHOWING PARTICULAR DETAIL OF WORKS SHALL TAKE PRECEDENCE OVER DRAWINGS MADE TO A SMALLER SCALE AND FOR MORE GENERAL PURPOSES.
WHERE ANY DISCREPANCY EXISTS BETWEEN FIGURED AND SCALED DIMENSIONS, THE FIGURED DIMENSIONS SHALL PREVAIL.

BUILDER TO CHECK ALL SITE DIMENSIONS PRIOR TO FABRICATION OF FITMENTS.
ALL WORK SHOULD COMPLY WITH RELEVANT AUSTRALIAN STANDARDS AND BUILDING CODE OF AUSTRALIA (BCA).

ALL WORK SHALL CONFORM TO THE CONTRACT DOCUMENTS WHICH INCLUDE SPECIFICATIONS, THE DRAWINGS, ALL ADDENDUMS, PANNELS, SCHEDULES AND MODIFICATIONS ISSUED BY THE ARCHITECT.

THE GENERAL CONTRACTOR SHALL REVIEW ALL DOCUMENTS AND VERIFY ALL DIMENSIONS AND FIELD CONDITIONS AND SHALL CONFIRM THAT WORK IS BUILDABLE AS SHOWN. ANY CONFLICTS OR OMISSIONS, ETC., SHALL BE IMMEDIATELY REPORTED TO THE ARCHITECT FOR CLARIFICATION PRIOR TO THE PERFORMANCE OF ANY WORK IN QUESTION.

ALL THE CONSTRUCTION DRAWINGS SHALL BE READ IN CONJUNCTION W/ ALL CONSULTANTS AND CONTRACTOR DRAWINGS, SCHEDULES AND SPECIFICATIONS. IN CASE OF CONFLICT BETWEEN ARCHITECTS AND CONSULTANTS DRAWINGS IN LOCATING STRUCTURAL ELEMENTS, MATERIALS / EQUIPMENT, THE ARCHITECT SHALL BE NOTIFIED FOR CLARIFICATION PRIOR TO PROCEEDING WITH CONSTRUCTION.

DO NOT SCALE DRAWINGS. WRITTEN DIMENSIONS GOVERN PARTITION LOCATIONS, DIMENSIONS AND TYPES. IN CASE OF CONFLICT, NOTIFY ARCHITECT OR WRITTEN CLARIFICATION PRIOR TO PROCEEDING WITH CONSTRUCTION.

**Legend**

**Consultants**

**Client**

A Mourched & G Mourched
ABN 94 935 668 270

**Architects**

tony owen ptnrs
Level 2
13-15 Queen Street
Chippendale NSW 2008
P 9122 9699 2900
F 9122 9699 3218
E info@tonyowen.com.au
Tony Owen Partners Architects Reg. No 7080

**Project**

Leppington

**Project address**
297 BRINGELLY ROAD,
LEPPINGTON NSW 2179

**Key plan**



**Scale**

**Date**
19/06/26

**Drawing title**
50M HEIGHT BLANKET DIRGRAM

**Project no.** 1111 **Drawing no.** A745 **Rev.** A

**Drawn** TL

**Drawing status**
SSD SUBMISSION

19/06/2026 5:32:24 PM

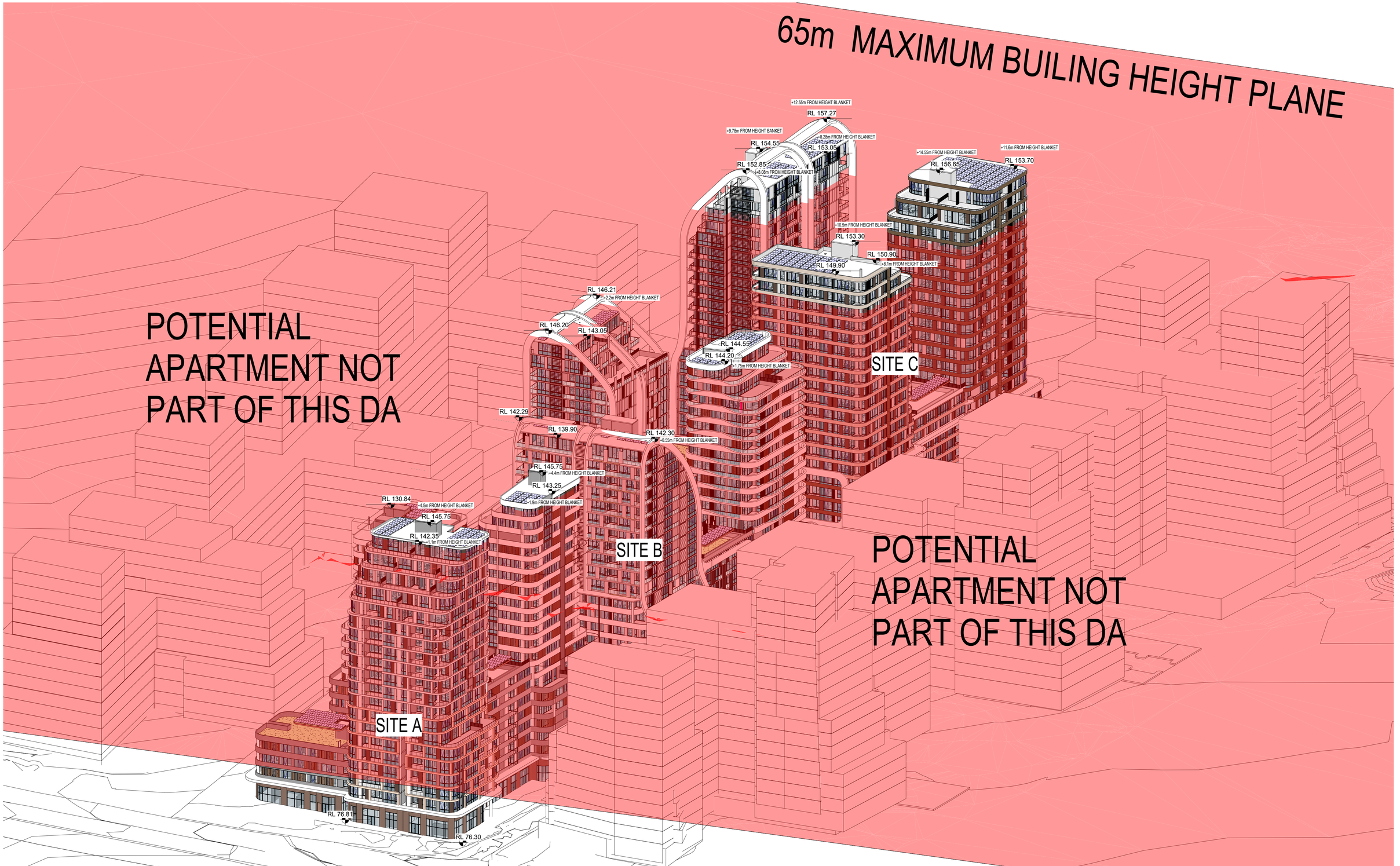


# 65M HEIGHT BLANKET DIRGRAM

| Rev. | Description | By | Date |
|---|---|---|---|
| A | SSD SUBMISSION | TOP | 19/06/26 |

**Disclaimer**

"THESE DRAWINGS ARE PRELIMINARY DRAWINGS AND ARE SUBJECT TO CHANGE WITHOUT NOTICE DURING THE COURSE OF THE PROPOSED DEVELOPMENT AND IN CONSULTATION WITH COUNCIL. SUBMISSION OF THE DRAWINGS DOES NOT CONSTITUTE A REPRESENTATION OR WARRANTY BY THE DEVELOPER OR ITS SERVANTS, AGENTS OR CONTRACTORS THAT THE DRAWINGS ARE FINAL NOR THAT THE PROPOSED DEVELOPMENT WILL TAKE PLACE IN ACCORDANCE WITH THESE DRAWINGS."

BEFORE CARRYING OUT ANY WORK ENSURE THAT THE DRAWINGS USED CARRY THE LATEST AMENDMENT No.

THESE DOCUMENTS AND ANY WORKS EXECUTED AS A RESULT OF THESE DOCUMENTS SHALL BE SUBJECT TO THE COPYRIGHT CONDITIONS SET OUT IN THE CONDITIONS OF ENGAGEMENT. ©

**Notes**

DRAWINGS MADE TO A LARGER SCALE AND THOSE SHOWING PARTICULAR DETAIL OF WORKS SHALL TAKE PRECEDENCE OVER DRAWINGS MADE TO A SMALLER SCALE AND FOR MORE GENERAL PURPOSES

WHERE NOT DISCREPANCY EXISTS BETWEEN FIGURED AND SCALED DIMENSIONS, THE FIGURED DIMENSIONS SHALL PREVAIL.

BUILDER TO CHECK ALL SITE DIMENSIONS PRIOR TO FABRICATION OF ITEMENTS.

ALL WORK SHOULD COMPLY WITH RELEVANT AUSTRALIAN STANDARDS AND BUILDING CODE OF AUSTRALIA (BCA)

ALL WORK SHALL CONFORM TO THE CONTRACT DOCUMENTS WHICH INCLUDE SPECIFICATIONS, THE DRAWINGS, ALL ADDENDUMS, FINISHES, SCHEDULES AND MODIFICATIONS ISSUED BY THE ARCHITECT.

THE GENERAL CONTRACTOR SHALL REVIEW ALL DOCUMENTS AND VERIFY ALL DIMENSIONS AND FIELD CONDITIONS AND SHALL CONFIRM THAT WORK IS BUILDABLE AS SHOWN. ANY CONFLICTS OR OMISSIONS, ETC, SHALL BE IMMEDIATELY REPORTED TO THE ARCHITECT FOR CLARIFICATION PRIOR TO THE PERFORMANCE OF ANY WORK IN QUESTION.

ALL THE CONSTRUCTION DRAWINGS SHALL BE READ IN CONJUNCTION W ALL CONSULTANTS AND CONTRACTOR DRAWINGS, SCHEDULES AND SPECIFICATIONS. IN CASE OF CONFLICT BETWEEN ARCHITECTS AND CONSULTANTS DRAWINGS IN LOCATING STRUCTURAL ELEMENTS, MATERIALS / EQUIPMENT, THE ARCHITECT SHALL BE NOTIFIED FOR CLARIFICATION PRIOR TO PROCEEDING WITH CONSTRUCTION.

DO NOT SCALE DRAWINGS. WRITTEN DIMENSIONS GOVERN PARTITION LOCATIONS, DIMENSIONS AND TYPES. IN CASE OF CONFLICT, NOTIFY ARCHITECT OR WRITTEN CLARIFICATION PRIOR TO PROCEEDING WITH CONSTRUCTION.

**Legend**

**Consultants**

**Client**

A Mourched & G Mourched
ABN 94 935 668 270

**Architects**

tony owen ptnrs
Level 2
12-16 Queen Street
Chippendale NSW 2008
P 8122 9699 2900
F 8122 9699 3018
E info@tonyowen.com.au

Tony Owen Partners Architects Reg. No 7080

**Project**

Leppington

**Project address**
297 BRINGELLY ROAD,
LEPPINGTON NSW 2179

**Key plan**



**Scale** | **Date** 19/06/26

**Drawing title**
65M HEIGHT BLANKET DIRGRAM

**Project no.** 1111 **Drawing no.** A746 **Rev.** A

**Drawn** TL

**Drawing status**
SSD SUBMISSION

16/06/2026 5:33:42 PM