

Aspect Industrial Estate - Lot 1 (On Lot Works)

Mamre Road, Kemps Creek

Landscape Package

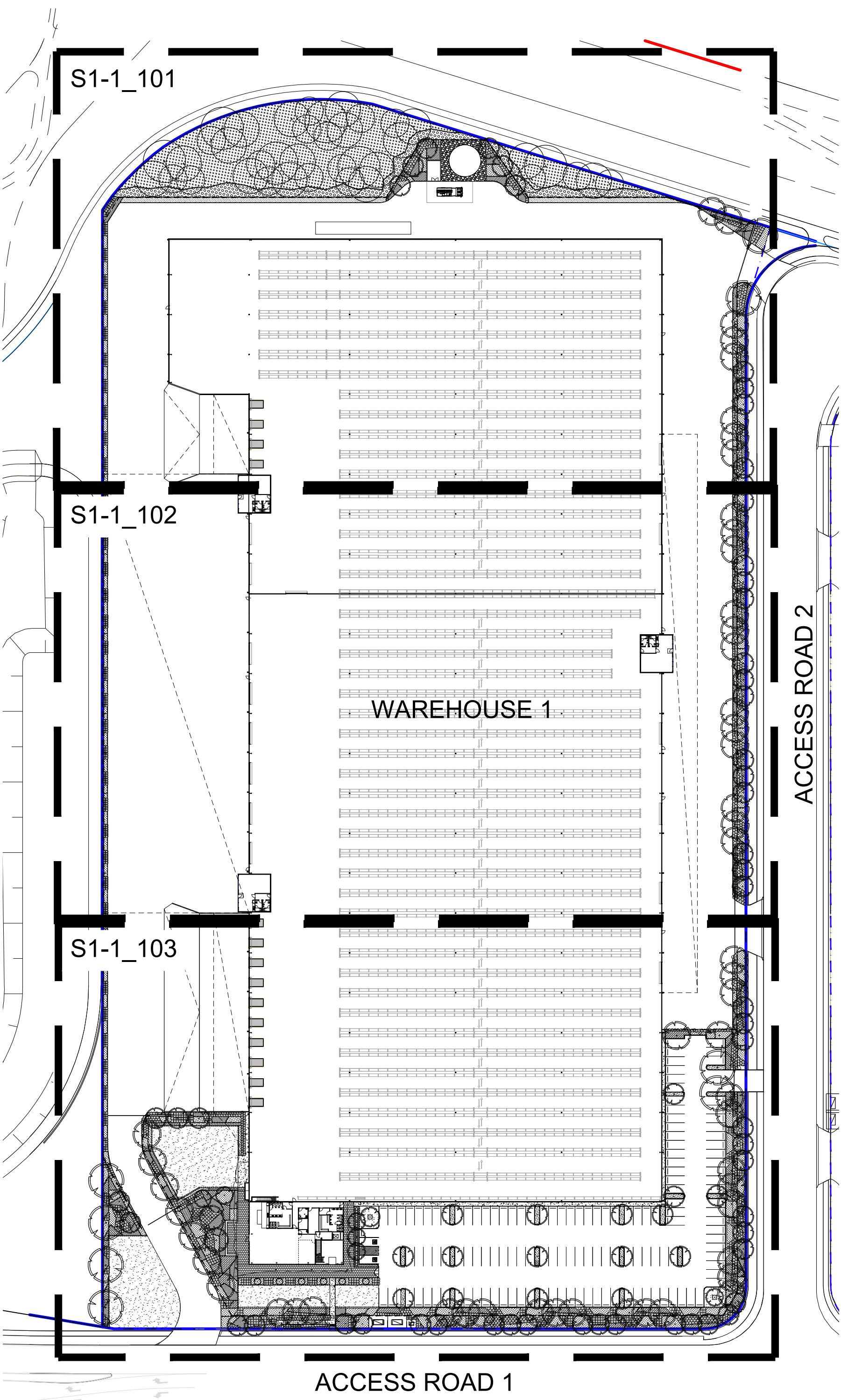
Drawing Schedule

Drawing Number	Drawing Title	Scale
S1-1_000	Landscape Coversheet	N/A
S1-1_101	Landscape Plan - Lot 1	1:250
S1-1_102	Landscape Plan - Lot 1	1:250
S1-1_103	Landscape Plan - Lot 1	1:250
S1-1_501	Landscape Details	As Shown

Indicative Plant Schedule Lot 1						
Botanic Name	Common Name	Mature Size (h x w) (m)	Pot Size	Spacing	Endemic Vegetation Community	DCP
TREES						
Ac	Angophora costata	Smooth Barked Apple	20 x 10	100L	As Shown	
Af	Angophora floribunda	Rough Barked Apple	20 x 10	100L	As Shown	
Bc	Backhousia citrifolia	Lemon Myrtle	8 x 5	100L	As Shown	
Cgu	Ceralepetalum gummiferum	NSW Christmas Bush	5 x 2	100L	As Shown	
Cm	Corymbia maculata	Spotted Gum	30 x 8	100L	As Shown	
Ee	Eucalyptus eugenioides	Thin leaved stringybark	20 x 8	100L	As Shown	
Eh	Eucalyptus haemastoma	Scribbly Gum	15 x 6	100L	As Shown	
Ep	Eucalyptus punctata	Grey Gum	25 x 8	100L	As Shown	
Et	Eucalyptus tereticornis	Forest Red Gum	35 x 12	100L	As Shown	
Fa	Flindersia australis	Crow's Ash	12 x 7	100L	As Shown	
Hf	Hymenosporum flavum	Native Frangipani	8 x 5	100L	As Shown	
Lc	Lophostemon confertus	Queensland Brush Box	15 x 10	100L	As Shown	
Ms	Melaleuca styphelioides	Prickly Leaved Paperbark	8 x 6	100L	As Shown	
SHRUBS & ACCENTS						
As	Acmena smithii var. minor	Lilly Pilly	2 x 2	300mm	As Shown	
CE	Callistemon 'Endeavour'	Bottlebrush	2x3	300mm	As Shown	
CLJ	Callistemon 'Little John'	Dwarf Bottle Brush	1 x 1	300mm	As Shown	
Dc	Dodonaea viscosa subsp. cuneata	Wedge-leaf Hop-bush	1 x 2	300mm	As Shown	
LPP	Loropetalum 'Purple Pixie'	Peack	.5 x 1.2	300mm	As Shown	
MCT	Melaleuca linearifolia 'Claret Tops'	Honey Myrtle	1 x 1	300mm	As Shown	
PP	Phormium tenax 'Purpleum'	Bronze Flax	1.5 x 1	300mm	As Shown	
PMM	Pittosporum 'Miss Muffet'	Miss Muffet Pittosporum	1 x 1	300mm	As Shown	
ROP	Rhaphiolepis 'Oriental Pearl'	Indian Hawthorn	1 x 1	300mm	As Shown	
Wf	Westringia fruticosa	Coastal Rosemary	2 x 2	300mm	As Shown	
Vo	Viburnum odoratissimum	Sweet Viburnum	1.5 x 1	300mm	As Shown	
GRASSES AND GROUNDCOVERS						
ALR	Alternanthera dentata 'Little Ruby'		0.15 x .6	150mm	5/m2	
Cg	Carpobrotus glaucescens	Pigface	0.15 x 1	150mm	5/m2	
Dr	Dichondra repens	Kidney Weed	0.3 x 1	150mm	5/m2	
Gt	Gazania tomentosa	Silver Gazania	0.15 x 1	150mm	5/m2	
Dg	Dieles grandiflora	Wild Iris	0.4 x .6	150mm	5/m2	
Hv	Hardenbergia violacea	Purple Coral Pea	0.5 x 2	150mm	5/m2	
LEG	Liriope 'Evergreen Giant'	Turf Lily	0.8 x .8	150mm	5/m2	
LJR	Liriope 'Just Right'	Liriope	0.4 x .4	150mm	5/m2	
LI	Lomandra longifolia	Matt Rush	1 x 1	150mm	5/m2	
Mp	Myoporum parvifolium	Creeping Boobialla	0.3 x 2	150mm	5/m2	
PK	Poa 'Kingsdale'	Tussock Grass	0.3 x .6	150mm	5/m2	
PN	Pennisetum 'Nafay'	Swamp Foxtail Grass	0.6 x .6	150mm	5/m2	
TJ	Trachelospermum jasminoides	Star Jasmine	0.3 x 0.3	150mm	5/m2	
PLANTING MATRIX						
Ca	Carex appressa	Tall Sedge	1 x 1	150mm	As Shown	
Dc	Dodonaea viscosa subsp. cuneata	Wedge-leaf Hop-bush	1 x 2	200mm	As Shown	
Dr	Dichondra repens	Kiney Weed	0.3 x 5	150mm	As Shown	
Hv	Hardenbergia violacea	Purple Coral Pea	0.5 x 2	150mm	As Shown	
Ia	Indigofera australis	Austral indigo	2 x 2	200mm	As Shown	
Ju	Juncus usitatus	Common Rush	1.2 x 1.2	150mm	As Shown	
LI	Lomandra longifolia	Matt Rush	1 x 1	150mm	As Shown	
PI	Poa labillardieri	Tussock Grass	1 x 0.5	150mm	As Shown	
Ta	Themeda australis	Kangaroo Grass	1 x 0.5	150mm	As Shown	
LOW GROUNDCOVER MATRIX						
Cg	Carpobrotus glaucescens	Pigface	0.15 x 1	150mm		
Dr	Dichondra repens	Kidney Weed	0.3 x 1	150mm		
Mp	Myoporum parvifolium	Creeping Boobialla	0.3 x 2	150mm		
TJ	Trachelospermum jasminoides	Star Jasmine	0.3 x 0.3	150mm		

NOT FOR CONSTRUCTION

© 2019 Site Image (NSW) Pty Ltd ABN 44 801 262 380 as agent for Site Image NSW Partnership. All rights reserved. This drawing is copyright and shall not be reproduced or copied in any form or by any means (graphic, electronic or mechanical including photocopy) without the written permission of Site Image (NSW) Pty Ltd. Any license, expressed or implied, to use this document for any purpose what so ever is restricted to the terms of the written agreement between Site Image (NSW) Pty Ltd and the instructing party.	S	Mod 2 - Response to Comment	RH	NM	21.10.2022	LEGEND
	R	Mod 2 - Architectural Coordination	RH	NM	20.10.2022	
	Q	Mod 2 - Architectural Coordination	RH	NM	15.09.2022	
	P	Architectural Coordination	RH	NM	25.07.2022	
	O	Response to Comments	LH	NM	06.07.2022	
	N	Response to Comments	JW	NM	17.06.2022	
	M	Response to Comments	RH	NM	19.05.2022	
	L	Planting Added	RH	NM	08.03.2022	
	K	Mod 1	RH	NM	07.03.2022	
	J	Revised For Comments	JW	NM	22.02.2022	
	I	Architectural Coordination	RH	NM	16.02.2022	
	H	Architectural Coordination	RH	NM	10.02.2022	
	G	Architectural Coordination	JW	NM	15.10.2020	
	F	Revised For Comment	LJW	NM	01.10.2020	
	E	Revised For Comment	JW	NM	21.05.2020	
The contractor shall check and verify all work on site (including work by others) before commencing the landscape installation. Any discrepancies are to be reported to the Project Manager or Landscape Architect prior to commencing work. Do not scale this drawing. Any required dimensions not shown shall be referred to the Landscape Architect for confirmation.	Issue	Revision Description	Drawn	Check	Date	



Key Plan:

SITE IMAGE

Landscape Architects

Level 1, 3-5 Baptist Street
Redfern NSW 2016
Australia

Tel: (61 2) 8332 5600
Fax: (61 2) 9698 2877
www.siteimage.com.au

Client:
Mirvac

Project:
Aspect Industrial Estate
Mamre Rd
Kemps Creek

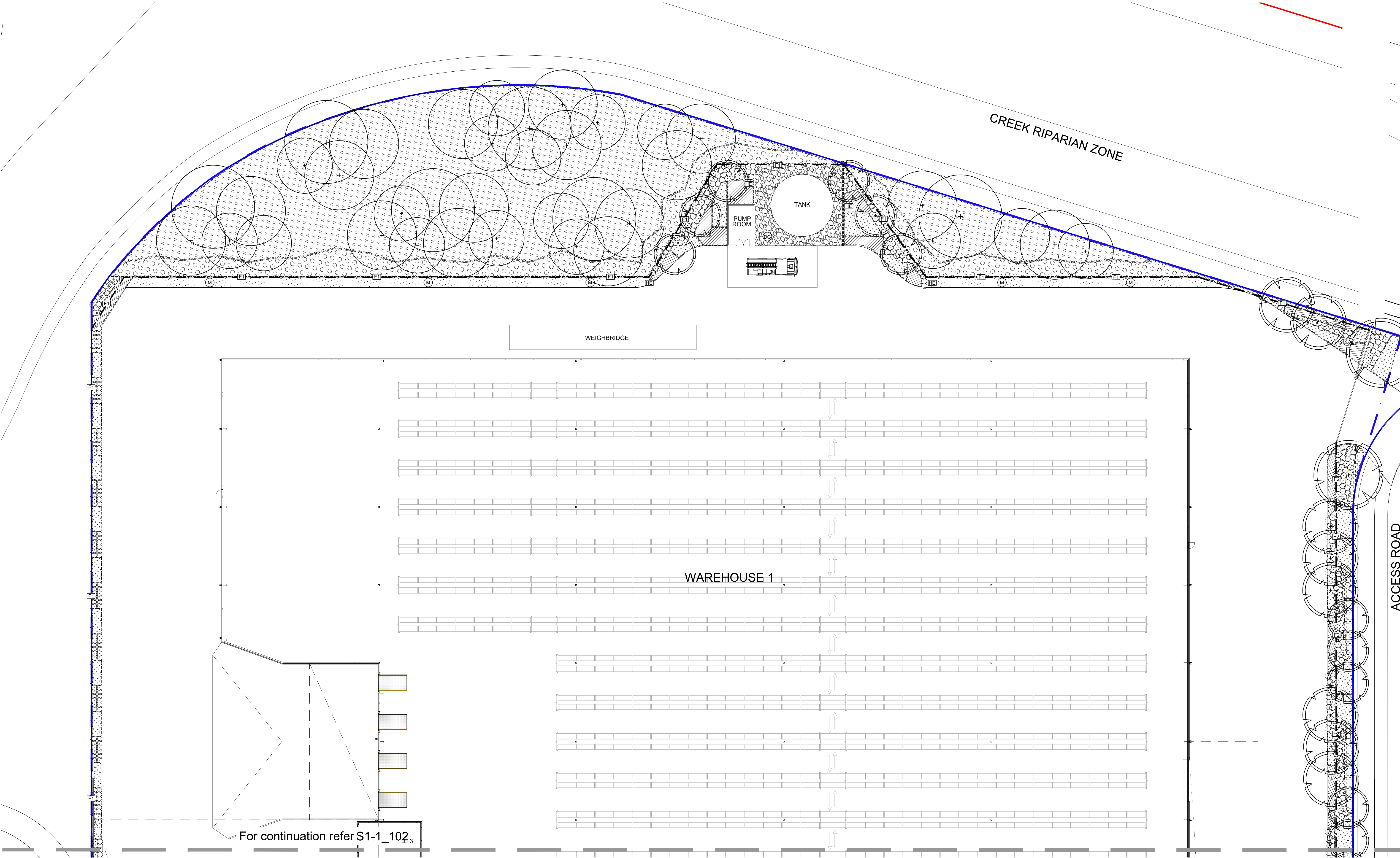
Drawing Name:
Cover Sheet
Lot 1

Scale:
Job Number:
SS19-4178

Drawing Number:
S1-1_000

Issue:
S

SSDA



NOT FOR CONSTRUCTION

© 2019 Site Image (NSW) Pty Ltd ABN 44 801 262 380 as agent for Site Image NSW Partnership. All rights reserved. This drawing is copyright and shall not be reproduced or copied in any form or by any means (graphic, electronic or mechanical including photocopy) without the written permission of Site Image (NSW) Pty Ltd. Any license, expressed or implied, to use this document for any purpose what so ever is restricted to the terms of the written agreement between Site Image (NSW) Pty Ltd and the instructing party.

The contractor shall check and verify all work on site (including work by others) before commencing the landscape installation. Any discrepancies are to be reported to the Project Manager or Landscape Architect prior to commencing work. Do not scale this drawing. Any required dimensions not shown shall be referred to the Landscape Architect for confirmation.

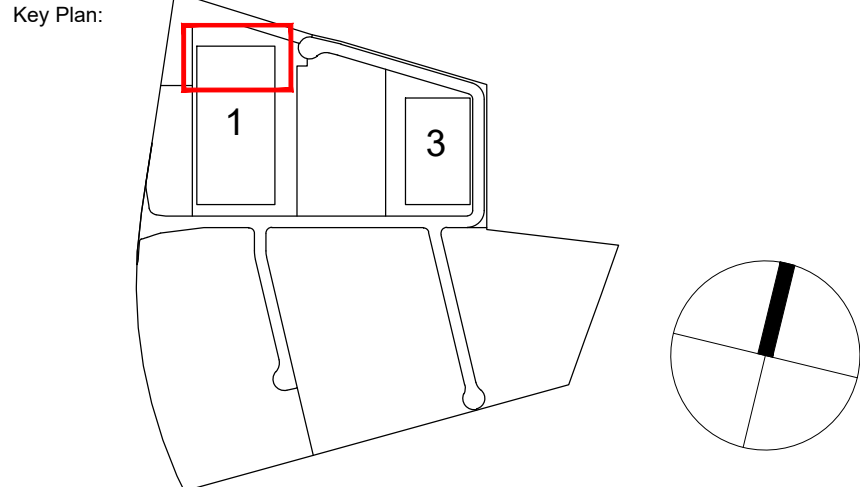
R	Mod 2 - Architectural Coordination
Q	Mod 2 - Architectural Coordination
P	Architectural Coordination
O	Response to Comments
N	Response to Comments
M	Response to Comments
L	Planting Added
K	Mod 1
J	Revised For Comments
I	Architectural Coordination
H	Architectural Coordination
G	Architectural Coordination
F	Revised For Comment
E	Revised For Comment
D	Revised For Comment
Issue	Revision Description

RH	NM	20.10.2022
RH	NM	15.09.2022
RH	NM	25.07.2022
LH	NM	06.07.2022
JW	NM	17.06.2022
RH	NM	19.05.2022
RH	NM	08.03.2022
RH	NM	07.03.2022
JW	NM	22.02.2022
RH	NM	16.02.2022
RH	NM	10.02.2022
JW	NM	15.10.2020
LM	NM	01.10.2020
JW	NM	21.05.2020
JW	NM	13.05.2020
Drawn	Check	Date

LEGEND	
	Extent of Works
	Property Boundary
	Proposed Tree
	Groundcover Planting
	Proposed Shrubs

	Planting Matrix
	Low Groundcover Matrix
	Turf
	Chainmesh Fence
	Palisade Fence

	Mulch
	Decorative Gravel
	Concrete Paving
	Unit Paving
	Hard Edging



SITE IMAGE
Landscape Architects
Level 1, 3-5 Baptist Street
Redfern NSW 2016
Australia
Tel: (61 2) 8332 5600
Fax: (61 2) 9698 2877
www.siteimage.com.au

Client:
Mirvac


Project:
Aspect Industrial Estate
Mamre Rd
Kemps Creek

Drawing Name:
Landscape Plan
Lot 1

Scale: 1:250 @ A1
Job Number:
SS19-4178

SSDA
0 1 2 4 6 10m
Drawing Number:
S1-1_101

Issue:
R



NOT FOR CONSTRUCTION

© 2019 Site Image (NSW) Pty Ltd ABN 44 801 262 380 as agent for Site Image NSW Partnership. All rights reserved. This drawing is copyright and shall not be reproduced or copied in any form or by any means (graphic, electronic or mechanical including photocopy) without the written permission of Site Image (NSW) Pty Ltd. Any license, expressed or implied, to use this document for any purpose what so ever is restricted to the terms of the written agreement between Site Image (NSW) Pty Ltd and the instructing party.

The contractor shall check and verify all work on site (including work by others) before commencing the landscape installation. Any discrepancies are to be reported to the Project Manager or Landscape Architect prior to commencing work. Do not scale this drawing. Any required dimensions not shown shall be referred to the Landscape Architect for confirmation.

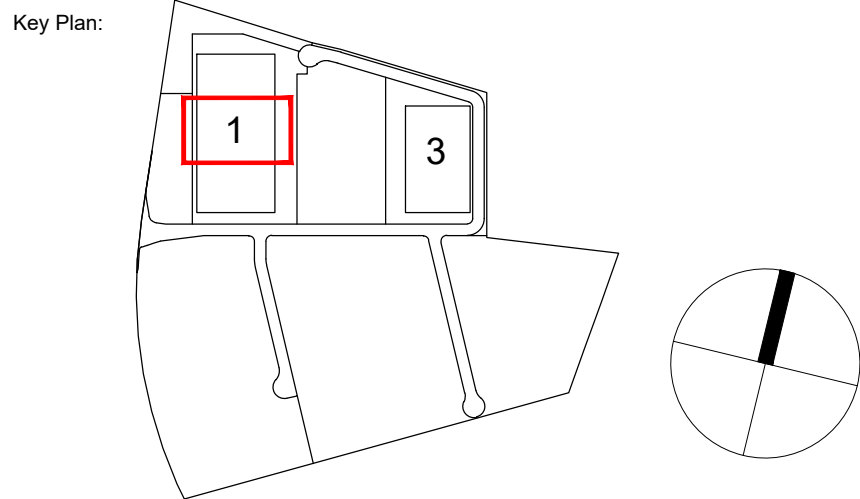
R	Mod 2 - Architectural Coordination
Q	Mod 2 - Architectural Coordination
P	Architectural Coordination
O	Response to Comments
N	Response to Comments
M	Response to Comments
L	Planting Added
K	Mod 1
J	Revised For Comments
I	Architectural Coordination
H	Architectural Coordination
G	Architectural Coordination
F	Revised For Comment
E	Revised For Comment
D	Revised For Comment
Issue	Revision Description

RH	NM	20.10.2022
RH	NM	15.09.2022
RH	NM	25.07.2022
LH	NM	06.07.2022
JW	NM	17.06.2022
RH	NM	19.05.2022
RH	NM	08.03.2022
RH	NM	07.03.2022
JW	NM	22.02.2022
RH	NM	16.02.2022
RH	NM	10.02.2022
JW	NM	15.10.2020
LM	NM	01.10.2020
JW	NM	21.05.2020
JW	NM	13.05.2020
Draw	Check	Date

LEGEND	
	Extent of Works
	Property Boundary
	Proposed Tree
	Groundcover Planting
	Proposed Shrubs
	Refer to Plant Schedule

	Planting Matrix
	Low Groundcover Matrix
	Turf
	Chainmesh Fence
	Palisade Fence

	Mulch
	Decorative Gravel
	Concrete Paving
	Unit Paving
	Hard Edging



SITE IMAGE
Landscape Architects
Level 1, 3-5 Baptist Street
Redfern NSW 2016
Australia
Tel: (61 2) 8332 5600
Fax: (61 2) 9698 2877
www.siteimage.com.au

Client:
Mirvac

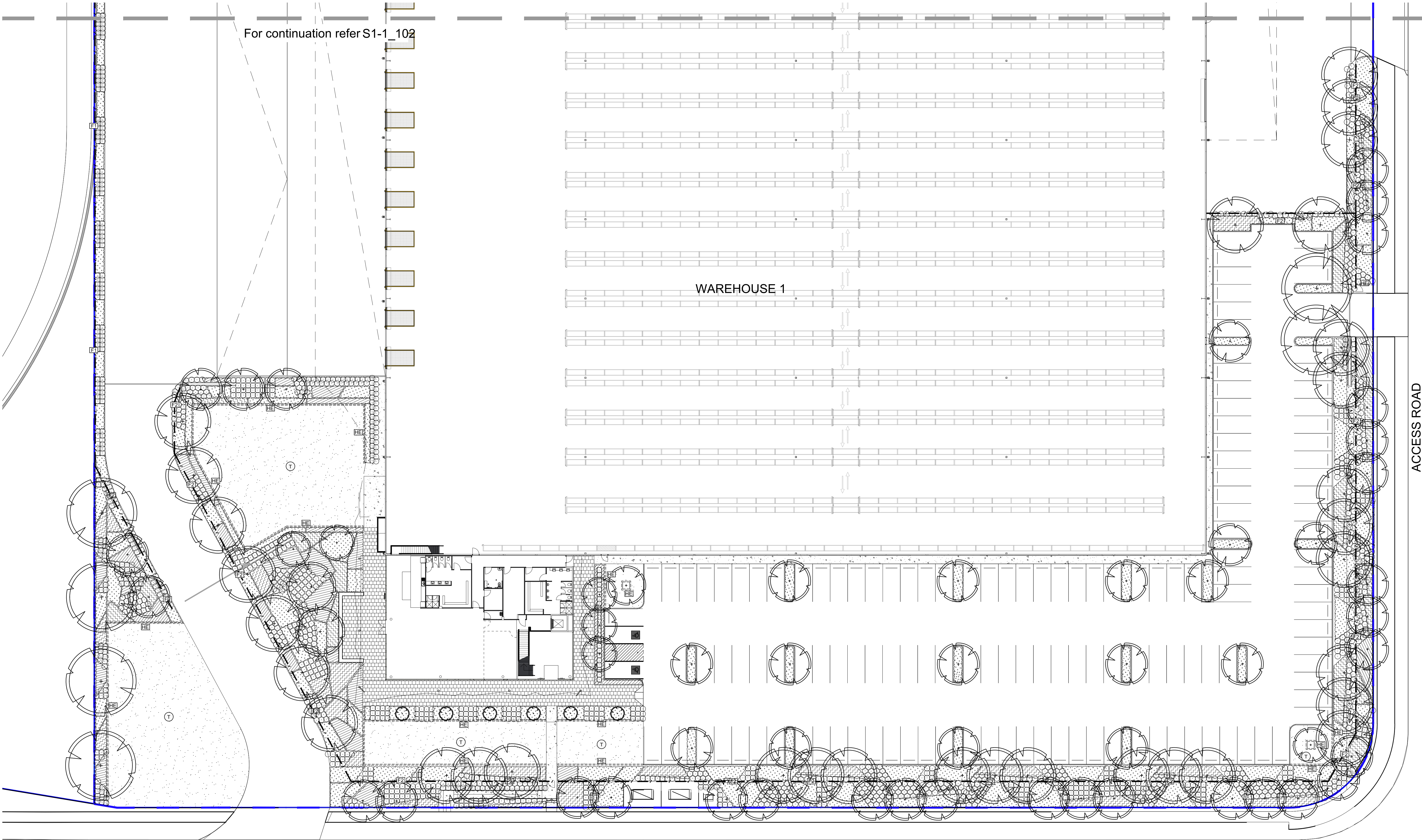
Project:
**Aspect Industrial Estate
Mamre Rd
Kemps Creek**

Drawing Name:
**Landscape Plan
Lot 1**

Scale: 1:250 @ A1
Job Number:
SS19-4178

SSDA
0 1 2 4 6 10m
Drawing Number:
S1-1_102

Issue:
R



NOT FOR CONSTRUCTION

© 2019 Site Image (NSW) Pty Ltd ABN 44 801 262 380 as agent for Site Image NSW Partnership. All rights reserved. This drawing is copyright and shall not be reproduced or copied in any form or by any means (graphic, electronic or mechanical including photocopy) without the written permission of Site Image (NSW) Pty Ltd. Any license, expressed or implied, to use this document for any purpose what so ever is restricted to the terms of the written agreement between Site Image (NSW) Pty Ltd and the instructing party.

The contractor shall check and verify all work on site (including work by others) before commencing the landscape installation. Any discrepancies are to be reported to the Project Manager or Landscape Architect prior to commencing work. Do not scale this drawing. Any required dimensions not shown shall be referred to the Landscape Architect for confirmation.

S	Mod 2 - Response to Comment
R	Mod 2 - Architectural Coordination
Q	Mod 2 - Architectural Coordination
P	Architectural Coordination
O	Response to Comments
N	Response to Comments
M	Response to Comments
L	Planting Added
K	Mod 1
J	Revised For Comments
I	Architectural Coordination
H	Architectural Coordination
G	Architectural Coordination
F	Revised For Comment
E	Revised For Comment
Issue	Revision Description

RH	NM	21.10.2022
RH	NM	20.10.2022
RH	NM	15.09.2022
RH	NM	25.07.2022
LH	NM	06.07.2022
JW	NM	17.06.2022
RH	NM	19.05.2022
RH	NM	08.03.2022
RH	NM	07.03.2022
JW	NM	22.02.2022
RH	NM	16.02.2022
RH	NM	10.02.2022
JW	NM	15.10.2020
LM	NM	01.10.2020
JW	NM	21.05.2020
Drawn	Check	Date

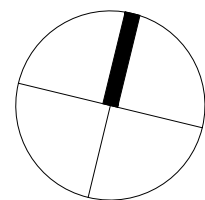
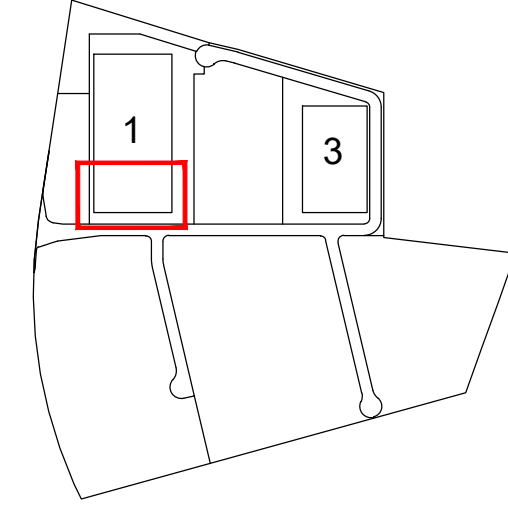
LEGEND

	Extent of Works
	Property Boundary
	Proposed Tree Refer to Plant Schedule
	Groundcover Planting Refer to Plant Schedule
	Proposed Shrubs Refer to Plant Schedule

	Planting Matrix Refer to Plant Schedule & Detail
	Low Groundcover Matrix Refer to Plant Schedule & Detail
	Turf
	Chainmesh Fence
	Palisade Fence

	Mulch
	Decorative Gravel
	Concrete Paving
	Unit Paving
	Hard Edging

Key Plan:



SITE IMAGE
Landscape Architects
Level 1, 3-5 Baptist Street
Redfern NSW 2016
Australia
Tel: (61 2) 8332 5600
Fax: (61 2) 9698 2877
www.siteimage.com.au

Client:
Mirvac

Project:
**Aspect Industrial Estate
Mamre Rd
Kemps Creek**

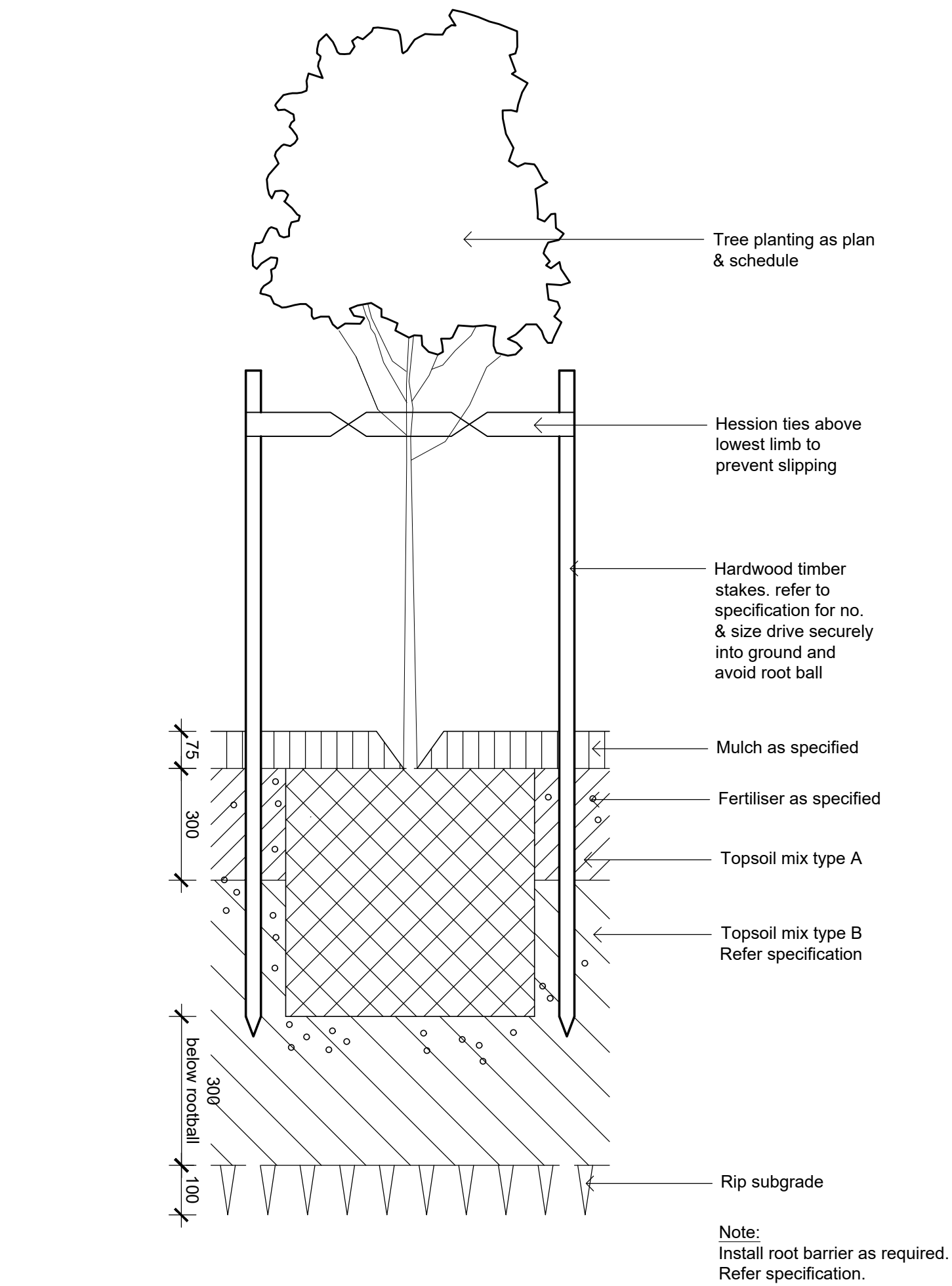
Drawing Name:
**Landscape Plan
Lot 1**

Scale: 1:250 @ A1
Job Number:
SS19-4178

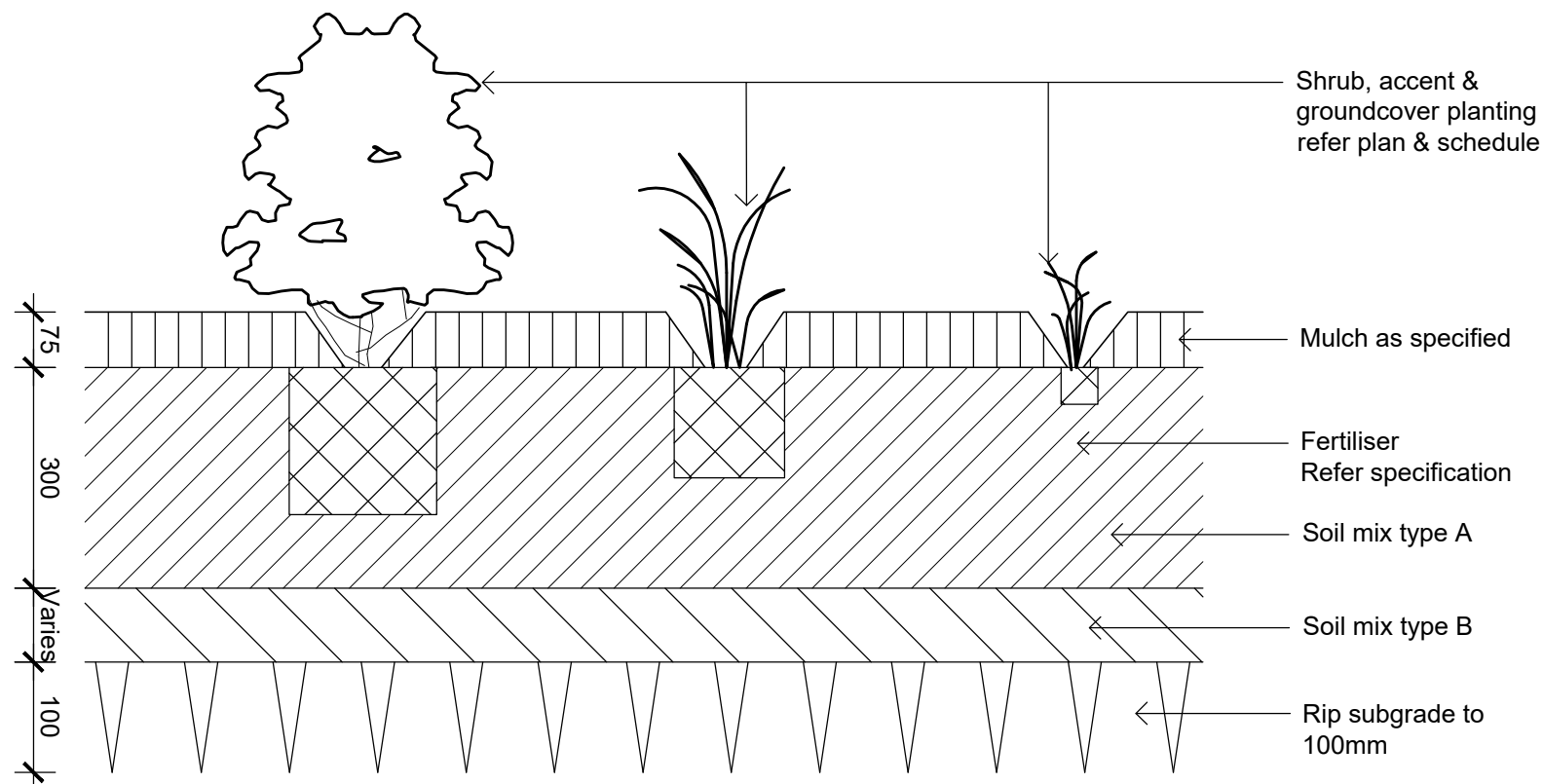
SSDA
0 1 2 4 6 10m
Drawing Number:
S1-1_103

Issue:

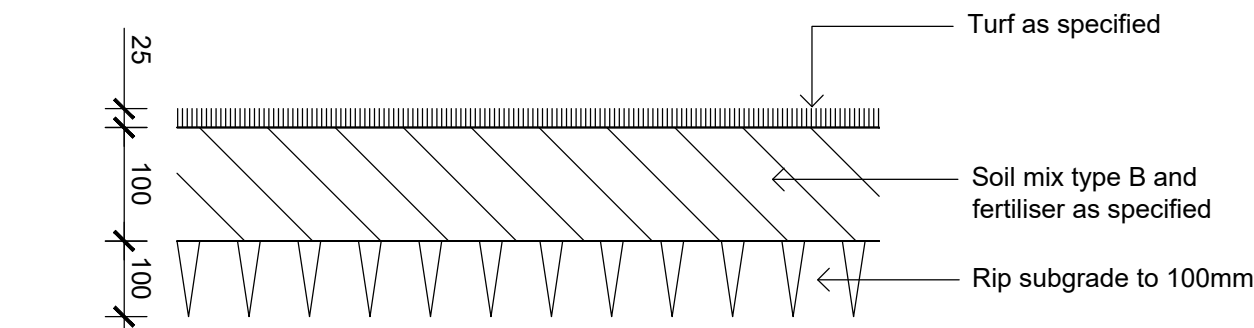
S



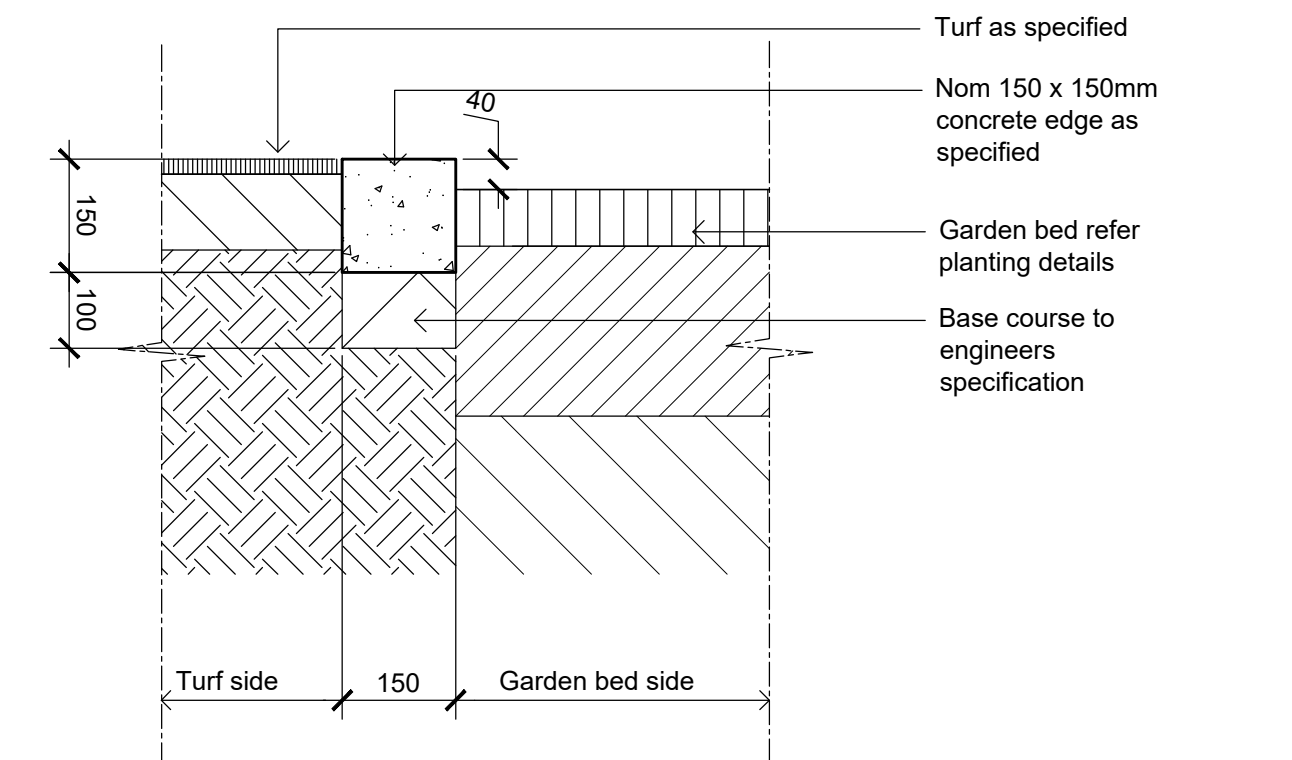
Detail 75-200L Tree Planting on Grade
1:10



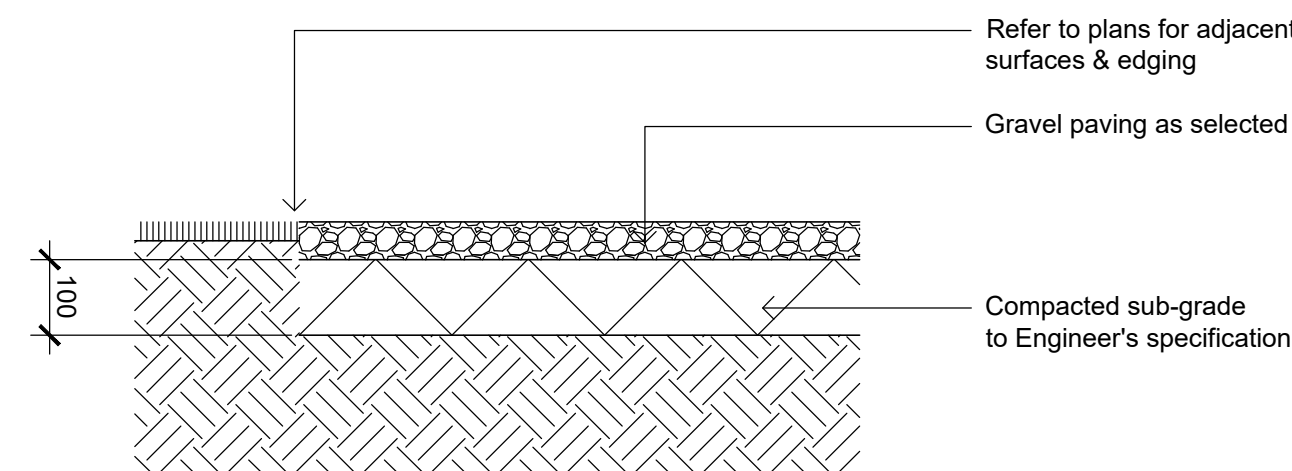
Detail Shrub Accent & Groundcover Planting on Grade
1:10



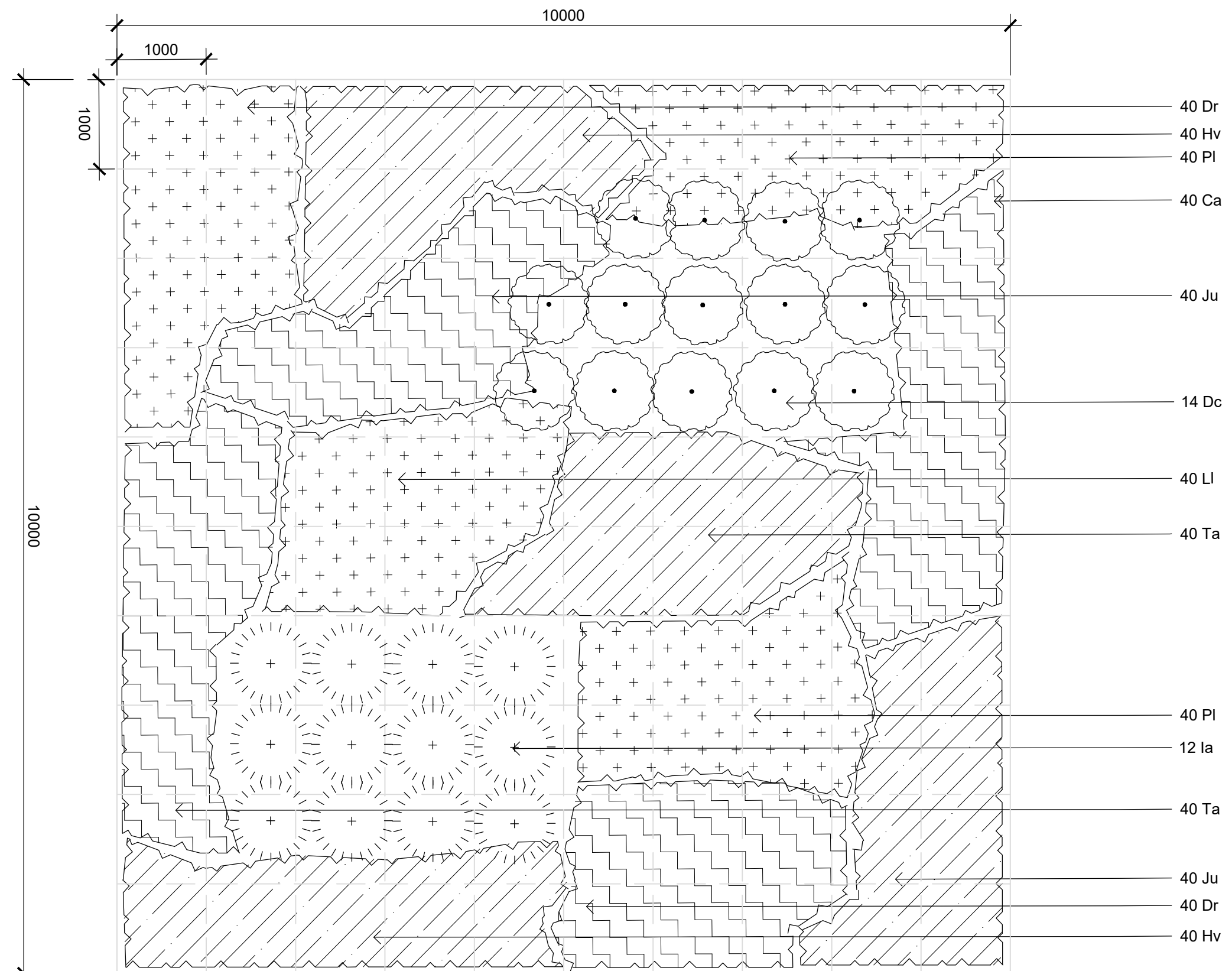
Detail Turf on Even Grade
1:10



Typical Concrete Edge
1:10



Gravel Paving on Grade
1:10



Planting Matrix
1:50

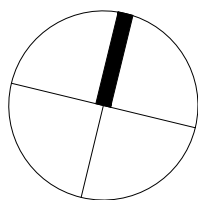
NOT FOR CONSTRUCTION

© 2019 Site Image (NSW) Pty Ltd ABN 44 801 262 380 as agent for Site Image NSW Partnership. All rights reserved. This drawing is copyright and shall not be reproduced or copied in any form or by any means (graphic, electronic or mechanical including photocopy) without the written permission of Site Image (NSW) Pty Ltd Any license, expressed or implied, to use this document for any purpose what so ever is restricted to the terms of the written agreement between Site Image (NSW) Pty Ltd and the instructing party.

The contractor shall check and verify all work on site (including work by others) before commencing the landscape installation. Any discrepancies are to be reported to the Project Manager or Landscape Architect prior to commencing work. Do not scale this drawing. Any required dimensions not shown shall be referred to the Landscape Architect for confirmation.

LEGEND			
L	Planting Added	RH	NM 08.03.2022
K	Mod 1	RH	NM 07.03.2022
J	Revised For Comments	JW	NM 22.02.2022
I	Architectural Coordination	RH	NM 16.02.2022
H	Architectural Coordination	RH	NM 10.02.2022
G	Architectural Coordination	JW	NM 15.10.2020
F	Revised For Comment	LM	NM 01.10.2020
E	Revised For Comment	JW	NM 21.05.2020
D	Revised For Comment	JW	NM 13.05.2020
C	Architectural Coordination	JW	NM 29.04.2020
B	Architectural & Civil Updates	JD	NM 24.02.2020
A	Preliminary	JD	NM 07.11.2019
Issue	Revision Description	Drawn	Check Date

Key Plan:



SITE IMAGE
Landscape Architects
Level 1, 3-5 Baptist Street
Redfern NSW 2016
Australia
Tel: (61 2) 8332 5600
Fax: (61 2) 9698 2877
www.siteimage.com.au

Client:
Mirvac

Project:
**Aspect Industrial Estate
Mamre Rd
Kemps Creek**

Drawing Name:
Landscape Details

Scale:
Job Number:
SS19-4178

SSDA

Drawing Number:
S1-1_501
Issue:
L